



VS.



## SATURDAY, NOV. 3 • 3:30 PM ET • CBS SPORTS LEXINGTON, KY. • KROGER FIELD (61,000)

### KENTUCKY WILDCATS (7-1, 5-1 SEC)

9/1	CENTRAL MICHIGAN [ESPNU]	W, 35-20
9/8	at #25 Florida* [SECN]	W, 27-16
9/15	MURRAY STATE [SECN-A]	W, 48-10
9/22	#14 MISS. STATE* [ESPN2]	W, 28-7
9/29	SOUTH CAROLINA* [SECN]	W, 24-10
10/6	at Texas A&M* [ESPN]	L, 14-20 (OT)
10/20	VANDERBILT* [SECN]	W, 14-7
10/27	at Missouri* [SECN]	W, 15-14
11/3	#6 GEORGIA* [CBS]	3:30 p.m.
11/10	at Tennessee*	TBA
11/17	MIDDLE TENNESSEE	TBA
11/24	at Louisville	TBA

All times ET; \*SEC game; Home games in bold

### GEORGIA BULLDOGS (7-1, 5-1 SEC)

9/1	AUSTIN PEAY	W, 45-0
9/8	at South Carolina*	W, 41-17
9/15	MIDDLE TENNESSEE	W, 49-7
9/22	at Missouri*	W, 43-29
9/29	TENNESSEE*	W, 38-12
10/6	VANDERBILT*	W, 41-13
10/13	at LSU*	L, 16-36
10/27	vs. Florida* (Jacksonville)	W, 36-17
11/3	#11 at Kentucky* [CBS]	3:30 p.m.
11/10	AUBURN*	TBA
11/17	MASSACHUSETTS	TBA
11/24	GEORGIA TECH	TBA

All times ET; \*SEC game; Home games in bold

### ABOUT THE GAME

#### TV • CBS SPORTS

Play-by-Play	Carter Blackburn
Analyst	Aaron Taylor
Analyst	Rick Neuheisel
Sideline	John Schriffen

#### RADIO • UK SPORTS NETWORK

Play-by-Play	Tom Leach
Analyst	Jeff Piecoro
Sideline	Dick Gabriel

#### SATELLITE RADIO

Channel 192 - XM Channel 99 - Sirius

#### INTERNET RADIO • www.UKathletics.com

Live Audio - free; Live Stats

TICKETS • UKathletics.com

HASHTAG • #GETUP

### CATS, DAWGS: WINNER TAKE ALL FOR SEC EAST CROWN

After a comeback for the ages, Kentucky returns to Kroger Field this week with an SEC East crown and trip to the SEC Championship Game on the line. Georgia and the Cats come in with identical records and everything on the line. Kickoff is 3:30 p.m. ET and the game will air on CBS Sports.

Junior running back Benny Snell Jr. has continued his assault on the record books this season, piling up 935 yards with nine scores. The Maxwell Award semifinalist owns the school record with 41 career touchdowns and has moved into second place UK's career rushing list (3,359) and career 100-yard games (16).

The UK defense, led by senior pass rusher extraordinaire Josh Allen, has a league-high 10.0 sacks and 14.5 TFL this season. His defensive unit leads the nation in scoring defense, allowing just 13.0 points per game, including four games of yielding 10 points or less. Allen has been named a semifinalist for the Chuck Badnarik Award and the Butkus Award and was recently awarded the Walter Camp Defensive Player of the Week as well as the SEC Defensive Player of the Week for the fourth time this season.

### GAME CENTER - #GETUP

	KENTUCKY WILDCATS	GEORGIA BULLDOGS
Record:	7-1 (5-1 SEC)	7-1 (5-1 SEC)
Ranking:	AP - 11; Coaches - 12	AP - 6; Coaches - 5
Coach:	Mark Stoops (Iowa, '89)	Kirby Smart (Georgia, '98)
Record:	33-37 (6th season)	28-8 (3rd season)
at UK:	same	at UGA: same
vs. UGA:	0-5	vs. UK: 2-0
Last Game:	W, 15-14, at Missouri (10/27)	Last Game: W, 36-17, vs. Florida (10/27)
Series:	Georgia leads 57-12-2	Last Meeting: Georgia won, 42-13, in Athens (11/18/17)

### QUICK NOTES

- UK is 7-1, UK's best eight-game start of a season since 1977, when the Cats went 10-1.
- UK is bowl-eligible for the third straight season.
- This is the second-earliest date in school history that UK won its sixth game. The quickest season to six wins came on Oct. 13, 2007.
- At 5-1, UK has clinched a winning record in the SEC for the first time since 1977.
- UK has four SEC wins in three straight seasons for the first time in school history.
- UK will finish .500 or better in the SEC for three straight seasons, first time that has been accomplished since 1953-56.
- UK has 13 SEC wins over the last three seasons, tying the school record for most conference victories over a three-year period.
- UK is 5-0 at home this season for just the fifth time in Kroger Field/Commonwealth Stadium history, also 1977, 1987, 2007 and 2014.
- The Cats lead the nation in scoring defense, allowing just 13.0 points per game. They also rank 10th nationally and second in the SEC in total defense yards per game (295.3), 12th nationally in team passing efficiency defense (105.67), 17th in rushing defense (108.5).
- UK has allowed 104 points this season, fewest in the first eight games of a season since 1987 (98).
- UK has allowed just 74 points in SEC play this season, fewest in first six SEC games since 1979 (64).
- UK has allowed 20 points or less in all eight games this season, first time since 1950 that UK has held the first eight opponents to 20 or less.
- UK is the only FBS school that has not allowed more than 20 points in a game this season.
- UK ranks fifth nationally and tops in the SEC in red zone defense (0.684).
- The Cats have rushed for an average of 214.0 yards per game, third in the SEC and 31st in the nation in that category.
- Kentucky is the only program in the nation to defeat a current top-13 team on the road this season (Florida).
- UK is 16-6 in its last 22 regular-season games, best 22-game regular-season stretch since Nov. 13, 1976 to Nov. 11, 1978 (15-5-1).
- UK is 12-7 in its last 19 SEC games, the best 19-game stretch since Nov. 20, 1976 to Nov. 24, 1979 (12-7).
- Mark Stoops has 33 wins at Kentucky, moving past Harry Gamage (1927-33) for sixth place in school history.

Continued on page 5



ALPHABETICAL ROSTER

- 94\* Abule Abadi-Fitzgerald, DT, Fr-RS, Lakeland, Fla.
84 B.J. Alexander, WR, Fr-HS, Miami Gardens, Fla.
23\* Tyrell Ajian, S, Fr-RS, Mansfield, Ohio
82 Josh Ali, WR, So-1L, Hollywood, Fla.
41 Josh Allen, OLB, Sr-3L, Montclair, N.J.
64 George Asafo-Adjei, OT, Sr-3L, West Chester, Ohio
8\* Derrick Baity Jr., CB, Sr-3L, Tampa, Fla.
2 Dorian Baker, WR, Sr-3L, Cleveland Heights, Ohio
39 Elijah Barnett, OLB, Jr-Sq, Lexington, Ky.
80 Brenden Bates, TE, Fr-HS, Cincinnati, Ohio
37\* Tyler Beisner, WR, Fr-HS, Goshen, Ky.
23\* Brayden Berezowitz, WR, Jr-Sq, Lexington, Ky.
27\* Bryan Berezowitz, WR, Jr-Sq, Lexington, Ky.
29\* Zac Berezowitz, WR, Fr-HS, Lexington, Ky.
53 Blake Best, LS, Jr-2L, Duluth, Ga.
95\* Quinton Bohanna, NG, So-1L, Cordova, Tenn.
33 David Bouvier, WR, Sr-Sq, Lexington, Ky.
1 Lynn Bowden Jr., WR, So-1L, Youngstown, Ohio
35\* Immanuel Bowie, DB, Fr-HS, Lexington, Ky.
32\* Jamari Brown, DB, 6-1, Sunrise, Fla.
95\* Miles Butler, K, Sr-1L, Paducah, Ky.
90 T.J. Carter, DE, Jr-2L, Mableton, Ga.
8\* Danny Clark, QB, Fr-RS, Columbus, Ohio
87 C.J. Conrad, TE, Sr-3L, LaGrange, Ohio
29\* Yusuf Corker, S, Fr-RS, McDonough, Ga.
62 Tyler Couch, OL, Fr-HS, Paintsville, Ky.
48 Will Crum, WR, Fr-HS, Louisville, Ky.
35\* John Daido, WR, So-Sq, Vienna, Va.
89 Allen Dailey Jr., WR, Fr-HS, Pinson, Ala.
56 Kash Daniel, LB, Jr-2L, Paintsville, Ky.
20\* Kengera Daniel, DE, Sr-3L, Raleigh, N.C.
44 Jamin Davis, LB, Fr-RS, Ludowici, Ga.
76 Sebastien Dolcine, OT, Fr-RS, Hollywood, Fla.
27\* Cedrick Dort Jr., DB, So-1L, Palm Beach Gardens, Fla.
61 Austin Dotson, OT, Fr-RS, Belfry, Ky. (Belfry)
98 Tymere Dubose, DT, Sr-3L, Youngstown, Ohio
93\* Max Duffy, P, So-TR, Perth, Australia
31\* Darren Edmond, WR, Fr-HS, Norman, Okla.
7 Mike Edwards, S, Sr-3L, Cincinnati, Ohio
81 Isaiah Epps, WR, So-1L, Jenks, Okla.
79 Luke Fortner, OT, So-1L, Sylvania, Ohio
86\* Brandon Frazier, DE, 6-2, New Orleans, La.
37\* Stanley Garner, CB, Fr-HS, Parkway, Fla.
94\* Colin Goodfellow, P, So-Sq, Cleveland, Ohio
3\* Jordan Griffin, S, Jr-2L, Riverdale, Ga.
69 Collin Hartmann, DE, Fr-HS, Somerset, Ky.
55 Davoan Hawkins, DL, Fr-HS, Lauderhill, Fla.
19 Akeem Hayes, WR, Fr-HS, Hollywood, Fla.
36\* Patrick Henschen, TE, So-Sq, Newport, Ky.
40 Jackson High, LB, So-Sq, Union, Ky.
12\* Gunnar Hoak, QB, So-Sq, Dublin, Ohio
68 Kenneth Horsey, OL, Fr-HS, Sanford, Fla.
92 Phil Hoskins, DL, Jr-1L, Toledo, Ohio
13 Zy'Aire Hughes, WR, So-1L, Paducah, Ky.
52 Drake Jackson, C, So-1L, Versailles, Ky.
6 Lonnie Johnson Jr., CB, Sr-1L, Gary, Ind.
28 Zach Johnson, RB, Jr-1L, Cincinnati, Ohio
34 Jordan Jones, LB, Sr-3L, Youngstown, Ohio
58 Alex King, OLB, Fr-RS, Mason, Ohio
5 Sihiem King, RB, Sr-3L, Colquitt, Ga.
70 Darian Kinnard, OL, Fr-HS, Knoxville, Tenn.

NUMERICAL ROSTER

- 1 Lynn Bowden Jr. WR 6-1 195 So-1L Youngstown, Ohio (Warren Harding)
2 Dorian Baker WR 6-3 205 Sr-3L Cleveland Heights, Ohio (Cleveland Heights)
3\* Terry Wilson QB 6-3 205 So-JC Oklahoma City, Okla. (Garden City CC/Oregon/Del City)
3\* Jordan Griffin S 6-0 194 Jr-2L Riverdale, Ga. (Jonesboro)
4 Joshua Paschal DL 6-3 278 So-1L Olney, Md. (Our Lady of Good Counsel)
5 Sihiem King RB 5-9 172 Sr-3L Colquitt, Ga. (Colquitt County)
6 Lonnie Johnson Jr. CB 6-3 206 Sr-1L Gary, Ind. (Garden City CC/Gary West Side)
7 Mike Edwards S 6-0 201 Sr-3L Cincinnati, Ohio (Winton Woods)
8\* Derrick Baity Jr. CB 6-3 188 Sr-3L Tampa, Fla. (H.B. Plant)
8\* Danny Clark QB 6-2 232 Fr-RS Columbus, Ohio (Archbishop Hoban)
9 Davonte Robinson S 6-2 200 So-1L Lexington, Ky. (Henry Clay)
10 Asim "A.J." Rose RB 6-1 208 So-1L Cleveland, Ohio (Garfield Heights)
11 Tavin Richardson WR 6-3 207 Jr-2L Greer, S.C. (Byrnes)
12\* Gunnar Hoak QB 6-4 206 So-Sq Dublin, Ohio (Dublin Coffman)
12\* Chance Poore K 6-2 210 Fr-HS Anderson, S.C. (Westside)
13 Zy'Aire Hughes WR 6-1 182 So-1L Paducah, Ky. (McCracken County)
14 Ahmad Wagner WR 6-5 238 Jr-TR Huber Heights, Ohio (Iowa/Wayne)
15\* Kolbe Langhi QB 6-4 209 Fr-HS Hopkinsville, Ky. (Christian County)
15\* Jordan Wright OLB 6-5 236 Fr-RS Fort Lauderdale, Fla. (Dillard)
17 Walker Wood QB 6-0 190 Fr-RS Lexington, Ky. (Lafayette)
18 Clevan Thomas Jr. WR 5-11 207 So-1L Miami, Fla. (Charles W. Flanagan)
19 Akeem Hayes WR 5-8 153 Fr-HS Hollywood, Fla. (Chaminade-Madonna)
20\* Kengera Daniel DE 6-5 235 Sr-3L Raleigh, N.C. (Millbrook)
20\* Kavosiey Smoke RB 5-9 219 Fr-HS Wetumpka, Ala. (Wetumpka)
21 Chris Westry CB 6-4 197 Sr-3L Orange Park, Fla. (Oakleaf)
22 Chris Oats LB 6-3 228 Fr-HS Cincinnati, Ohio (Winton Woods)
23\* Brayden Berezowitz WR 5-9 180 Jr-Sq Lexington, Ky. (Henry Clay)
23\* Tyrell Ajian S 6-0 187 Fr-RS Mansfield, Ohio (Madison Comprehensive)
24 Christopher Rodriguez Jr. RB 5-11 218 Fr-HS McDonough, Ga. (Ola)
25\* Brett Slusher WR 6-2 193 Jr-Sq Fort Mitchell, Ky. (Beechwood)
25\* Darius West S 6-0 210 Sr-3L Lima, Ohio (Central Catholic)
26\* Benny Snell Jr. RB 5-11 223 Jr-2L Westerville, Ohio (Westerville Central)
26\* Michael Nesbitt DB 6-0 196 Fr-RS Fort Lauderdale, Fla. (Boyd Anderson)
27\* Cedrick Dort Jr. DB 5-11 176 So-1L Palm Beach Gardens, Fla. (Dwyer)
27\* Bryan Berezowitz WR 5-9 180 Jr-Sq Lexington, Ky. (Henry Clay)
28 Zach Johnson RB 5-10 185 Jr-1L Cincinnati, Ohio (Colerain)
29\* Zac Berezowitz WR 5-11 180 Fr-HS Lexington, Ky. (Henry Clay)
29\* Yusuf Corker S 6-0 185 Fr-RS McDonough, Ga. (Woodland)
30\* Domonique Williams CB 5-10 184 Jr-JC Knoxville, Tenn. (Highland CC/Fulton)
30\* Donald Smith RB 5-6 170 So-Sq Harrodsburg, Ky. (Mercer County)
31\* Darren Edmond WR 5-11 184 Fr-HS Norman, Okla. (Paul Laurence Dunbar - KY)
31\* Jamar Watson OLB 6-3 234 So-1L Forestville, Md. (Bishop McNamara)
32\* Jamari Brown DB 6-1 187 Fr-HS Sunrise, Fla. (Blanche Ely)
32\* Tyler Markray RB 5-10 214 Fr-HS West Bloomfield, Mich. (Walled Lake Central)
33 David Bouvier WR 5-9 168 Sr-Sq Lexington, Ky. (Lexington Catholic)
34 Jordan Jones LB 6-2 218 Sr-3L Youngstown, Ohio (Cardinal Mooney)
35\* Immanuel Bowie DB 5-9 167 Fr-HS Lexington, Ky. (Tatescreek)
35\* John Daido WR 6-5 213 So-Sq Vienna, Va. (Oakton)
36\* Patrick Henschen TE 6-6 228 So-Sq Newport, Ky. (Newport Central Catholic)
36\* Ashtan Pierre LB 6-2 200 Fr-HS Pompano Beach, Fla. (Deerfield Beach)
37\* Tyler Beisner WR 5-9 142 Fr-HS Goshen, Ky. (North Oldham)
37\* Stanley Garner CB 6-1 171 Fr-HS Parkway, Fla. (Dillard)
38 William Nalty LB 6-0 228 So-Sq Metairie, La. (Metairie Park Country Day)
39 Elijah Barnett LB 6-3 238 Jr-Sq Lexington, Ky. (Henry Clay)
40 Jackson High LB 5-11 238 So-Sq Union, Ky. (Ryle)
41 Josh Allen OLB 6-5 260 Sr-3L Montclair, N.J. (Montclair)
42 Tristan Yeomans LS 6-2 208 Sr-2L Waycross, Ga. (Ware County/New Mexico Military)
43 DeAndre Square LB 6-1 208 Fr-HS Detroit, Mich. (Cass Tech)
44 Jamin Davis LB 6-4 224 Fr-RS Ludowici, Ga. (Long County)
45 Jaylen Scott DB 5-10 200 So-TR Clarksville, Tenn. (Kenwood/ASA College Miami)
46 Drew Schlegel TE/FB 5-11 218 Jr-Sq Parker, Colo. (Regis Jesuit)
47 Harold Lacy LB 6-2 225 So-TR Memphis, Tenn. (Middle Tennessee/Cordova)
48 Will Crum WR 6-6 195 Fr-HS Louisville, Ky. (St. Xavier)
49 Shawn Lawson DE 6-3 220 Fr-HS Jonesboro, Ga. (Jonesboro)
50 Marquan McCall DL 6-3 368 Fr-HS Detroit, Mich. (Oak Park)



47 Harold Lacy, LB, So-TR, Memphis, Tenn.	52 Drake Jackson	C	6-2	303	So-1L	Versailles, Ky. (Woodford County)
15* Kolbe Langhi, QB, Fr-HS, Hopkinsville, Ky.	53 Blake Best	LS	6-1	220	Jr-2L	Duluth, Ga. (Peachtree Ridge)
49 Shawn Lawson, DE, Fr-HS, Jonesboro, Ga.	55 Davoan Hawkins	DL	6-2	271	Fr-HS	Lauderhill, Fla. (Chaminade-Madonna)
78 Nick Lewis, OT, Fr-HS, Jacksonville, Fla.	56 Kash Daniel	LB	6-1	242	Jr-2L	Paintsville, Ky. (Paintsville)
59 Kordell Looney, DT, So-1L, Springfield, Ohio	58 Alex King	OLB	6-3	236	Fr-RS	Mason, Ohio (William Mason)
93* Jerquavion Mahone, DL, Fr-HS, Jordan City, Ga.	59 Kordell Looney	DT	6-3	297	So-1L	Springfield, Ohio (Springfield)
32* Tyler Markray, RB, Fr-HS, West Bloomfield, Mich.	60 Quintin Wilson	C	6-1	311	Fr-HS	Cincinnati, Ohio (Turpin)
50 Marquan McCallDL, 6-3, Detroit, Mich.	61 Austin Dotson	OT	6-6	322	Fr-RS	Belfry, Ky. (Belfry)
86* Grant McKinniss, P, Jr-1L, Findlay, Ohio	62 Tyler Couch	OL	6-1	243	Fr-HS	Paintsville, Ky. (Paintsville)
99 Adrian Middleton, DT, Sr-3L, Bowling Green, Ky.	63 Sam Turner	OL	6-10	310	Fr-HS	Hazard, Ky. (Perry County Central)
38 William Nalty, LB, So-Sq, Metairie, La.	64 George Asafo-Adjei	OT	6-5	315	Sr-3L	West Chester, Ohio (Lakota West)
73 Matthew Napier, OT, Fr-HS, Nicholasville, Ky.	65 "Bunchy" Stallings	OG	6-3	305	Sr-2L	McComb, Miss. (Spain Park)
26* Michael Nesbitt, DB, Fr-RS, Fort Lauderdale, Fla.	66 Naasir Watkins	OL	6-5	318	Fr-RS	Laurel, Md. (Our Lady of Good Counsel)
22 Chris Oats, LB, Fr-HS, Cincinnati, Ohio	67 Landon Young	OT	6-7	305	Jr-2L	Lexington, Ky. (Lafayette)
85 Bryce Oliver, WR, Fr-HS, Fort Lauderdale, Fla.	68 Kenneth Horsey	OL	6-3	332	Fr-HS	Sanford, Fla. (Sanford Seminole)
4 Joshua Paschal, DL, So-1L, Olney, Md.	69 Collin Hartmann	DL	6-4	265	Fr-HS	Somerset, Ky. (Somerset)
36* Ashtan Pierre, LB, Fr-HS, Pompano Beach, Fla.	70 Darian Kinnard	OL	6-5	357	Fr-HS	Knoxville, Tenn. (St. Ignatius - Ohio)
12* Chance Poore, K, Fr-HS, Anderson, S.C.	71 Logan Stenberg	OG	6-6	320	Jr-2L	Madison, Ala. (James Clemens)
72 E.J. Price, OL, So-TR, Lawrenceville, Ga.	72 E.J. Price	OL	6-6	305	So-TR	Lawrenceville, Ga. (USC/Archer)
11 Tavin Richardson, WR, Jr-2L Greer, S.C.	73 Matthew Napier	OL	6-6	329	Fr-HS	Nicholasville, Ky. (East Jessamine)
83 Justin Rigg, TE, Jr-2L, Springboro, Ohio	76 Sebastien Dolcine	OT	6-4	318	Fr-RS	Hollywood, Fla. (Miramar)
9 Davonte Robinson, S, So-1L, Lexington, Ky.	77 Mason Wolfe	OT	6-6	315	Jr-1L	Henderson, Ky. (Henderson County)
24 Christopher Rodriguez Jr., RB, Fr-HS, McDonough, Ga.	78 Nick Lewis	OT	6-9	350	Fr-HS	Jacksonville, Fla. (The Bolles School)
10 Asim "A.J." Rose, RB, So-1L, Cleveland, Ohio	79 Luke Fortner	OT	6-6	293	So-1L	Sylvania, Ohio (Sylvania Northview)
96 Matt Ruffolo, K, So-Sq, Centerville, Ohio	80 Brenden Bates	TE	6-4	240	Fr-HS	Cincinnati, Ohio (Archbishop Moeller)
46 Drew Schlegel, TE/FB, Jr-Sq, Parker, Colo.	81 Isaiah Epps	WR	6-2	181	So-1L	Jenks, Okla. (Jenks)
45 Jaylen Scott, DB, So-TR, Clarksville, Tenn.	82 Josh Ali	WR	6-0	181	So-1L	Hollywood, Fla. (Chaminade-Madonna)
25* Brett Slusher, WR, Jr-Sq, Fort Mitchell, Ky.	83 Justin Rigg	TE	6-6	257	Jr-2L	Springboro, Ohio (Springboro)
30* Donald Smith, RB, So-Sq, Harrodsburg, Ky.	84 B.J. Alexander	WR	6-3	178	Fr-HS	Miami Gardens, Fla. (Chaminade-Madonna)
20* Kavosiey Smoke, RB, Fr-HS, Wetumpka, Ala.	85 Bryce Oliver	WR	6-1	209	Fr-HS	Fort Lauderdale, Fla. (Dillard)
26* Benny Snell Jr., RB, Jr-2L, Westerville, Ohio	86* Brandon Frazier	DE	6-2	243	Fr-RS	New Orleans, La. (Jackson State/John Ehret)
43 DeAndre Square, LB, Fr-HS, Detroit, Mich.	86* Grant McKinniss	P	6-1	200	Jr-1L	Findlay, Ohio (Findlay)
65 "Bunchy" Stallings, OG, Sr-2L, McComb, Miss.	87 C.J. Conrad	TE	6-5	252	Sr-3L	LaGrange, Ohio (Keystone)
71 Logan Stenberg, OG, Jr-2L, Madison, Ala.	88 Keaton Upshaw	TE	6-5	234	Fr-HS	Lima, Ohio (Lima Senior)
91 Calvin Taylor Jr., DE, Jr-1L, Augusta, Ga.	89 Allen Dailey Jr.	WR	6-2	202	Fr-HS	Pinson, Ala. (Pinson Valley)
18 Clevan Thomas Jr., WR, So-1L, Miami, Fla.	90 T.J. Carter	DE	6-4	265	Jr-2L	Mableton, Ga. (Whitefield Academy)
63 Sam Turner, OT, Fr-HS, Hazard, Ky.	91 Calvin Taylor Jr.	DE	6-9	300	Jr-1L	Augusta, Ga. (Augusta Christian)
88 Keaton Upshaw, TE, Fr-HS, Lima, Ohio	92 Phil Hoskins	DL	6-5	306	Jr-1L	Toledo, Ohio (Highland CC/Whitmer)
14 Ahmad Wagner, WR, Jr-TR, Huber Heights, Ohio	93* Max Duffy	P	6-1	194	So-TR	Perth, Australia (Curtin Univ./Kent Street)
66 Naasir Watkins, OL, Fr-RS, Laurel, Md.	93* Jerquavion Mahone	DL	6-3	308	Fr-HS	Jordan City, Ga. (Manchester)
31* Jamar Watson, OLB, So-1L, Forestville, Md.	94* Colin Goodfellow	P	6-2	218	So-Sq	Cleveland, Ohio (St. Ignatius)
25* Darius West, S, Sr-3L, Lima, Ohio	94* Abule Abadi-Fitzgerald	DT	6-6	281	Fr-RS	Lakeland, Fla. (Victory Christian Academy)
21 Chris Westry, CB, Sr-3L, Orange Park, Fla.	95* Quinton Bohanna	NG	6-4	340	So-1L	Cordova, Tenn. (Cordova)
97 Chris Whittaker, OLB, Fr-RS, Hollywood, Fla.	95* Miles Butler	K	5-9	165	Sr-1L	Paducah, Ky. (Tilghman)
30* Domonique Williams, CB, Jr-JC, Knoxville, Tenn.	96 Matt Ruffolo	K	5-11	215	So-Sq	Centerville, Ohio (Archbishop Alter)
3* Terry Wilson, QB, So-JC, Oklahoma City, Okla.	97 Chris Whittaker	OLB	6-3	227	Fr-RS	Hollywood, Fla. (Chaminade-Madonna)
60 Quintin Wilson, C, Fr-HS, Cincinnati, Ohio	98 Tymere Dubose	DT	6-5	315	Sr-3L	Youngstown, Ohio (Youngstown Christian)
77 Mason Wolfe, OT, Jr-1L, Henderson, Ky.	99 Adrian Middleton	DT	6-3	298	Sr-3L	Bowling Green, Ky. (South Warren)
15* Jordan Wright, OLB, Fr-RS, Fort Lauderdale, Fla.						
42 Tristan Yeomans, LS, Sr-2L, Waycross, Ga.						
67 Landon Young, OT, Jr-2L, Lexington, Ky.						

### PRONUNCIATION GUIDE

Abule (ah-BOO-lay) Abadi (ah-BODY) Fitzgerald  
 George Asafo (ah-SAH-fo)-Adjei (ad-JAY)  
 Tyrell Ajan (a-jun)  
 Derrick Baity (same as "bately")  
 David Bouvier (Boo-VEE-ay)  
 Lynn Bowden (BO-den – long "o" sound)  
 Bryan, Brayden and Zac Berezowitz: Berezowitz  
 (BREZ-o-wits)  
 Yusuf (YOU-suf) Corker  
 John Daido (DAY-doe)  
 Kengera (ken-JAIR-uh) Daniel  
 Jamin (JAY-min) Davis  
 Tymere Dohose (du-BOSE)

Sebastien Dolcine (dole-SEEN)  
 Davoan (day-VEE-on) Hawkins  
 Patrick Henschen (HEN-chen)  
 Zy'Aire (ZY-air) Hughes  
 Sihiem (sah-HEEM) King  
 Jerquavion (jer-QUAY-vee-on) Mahone  
 Tavin (TAY-vin) Richardson  
 Drew Schlegel (SHLAY-gul)  
 Kavosiey (kah-VAH-see-ay) Smoke  
 Clevan (clee-VAN – like the van you drive) Thomas  
 Naasir (nah-SEER) Watkins  
 Tristan Yeomans (YO-mans)





UK Media Relations  
Susan Lax

## WEEKLY MEDIA SCHEDULE - WEEK 10 - GEORGIA GAME

859.608.5019  
slax0@uky.edu

Monday - 29	Tuesday - 30	Wednesday - 31	Thursday - 1	Friday - 2	Saturday - 3	Sunday - 4
Stoops news conference - Noon ET  Mark Stoops Call-In Show: 6-7 p.m. ET UK Sports Network	Interview request deadline 5:30 p.m., offensive players/coaches	Interview request deadline 5:30 p.m., defensive players/coaches	Coach Stoops media availability after practice, 5:20 p.m.	No availability	Georgia at UK 3:30 p.m. ET Kroger Field CBS Sports	No availability

### QUICK FACTS

Location: Lexington, Ky.  
 Founded: 1865  
 Enrollment: 30,000  
 Nickname: Wildcats  
 Colors: Blue (PMS 286) and White  
 Conference: Southeastern (Eastern Division)  
 Stadium: Kroger Field (61,000)  
 President: Dr. Eli Capilouto  
 Athletics Director: Mitch Barnhart  
 Faculty Representative: Joseph L. Fink III

### COACHING STAFF

#### Assistant Coaches:

**Steve Clinkscale**, defensive backs  
**Eddie Gran**, assistant head coach offense/running backs  
**Darin Hinshaw**, co-offensive coordinator, QBs  
**Dean Hood**, special teams coordinator, defensive backs  
**Matt House**, defensive coordinator/inside linebackers  
**Derrick LeBlanc**, defensive line  
**Vince Marrow**, tight ends, recruiting coord.  
**John Schlarman**, offensive line  
**Michael Smith**, wide receivers  
**Brad White**, outside linebackers

#### Graduate Assistant Coaches:

**Michael Colosimo**, offense  
**Evan McKissack**, offense  
**Courtney Love**, defense  
**Maxwell Smith**, defense

#### Quality Control:

**Josh Estes-Waugh**, quality control  
**Tommy Mangino**, quality control  
**Louie Matsakis**, quality control  
**Josh Pruitt**, quality control  
**Dillon Sanders**, quality control

### FOOTBALL ATHLETICS COMMUNICATIONS AND PUBLIC RELATIONS STAFF DIRECTORY

#### Assistant AD/Athletics Communications and PR/Stoops Contact

Tony Neely - 859-576-9943 (cell)  
tneely@uky.edu

#### Associate Athletics Communications and PR Director/Football Contact

Susan Lax - 859-608-5019 (cell)  
slax0@uky.edu

#### Assistant Athletics Communications and PR Director/Secondary Football Contact

Matt May - 859-806-7463 (cell)  
matt.may@uky.edu

#### Associate Athletics Communications and PR Director/Credentials and Press Box Coordinator

Evan Crane - 859-257-8431  
wesley.crane@uky.edu

#### Office Coordinator

Stephanie Guy - 859-257-3838  
stephanie.guy@uky.edu

## MEDIA INFORMATION

### CREDENTIAL REQUESTS

Media credentials for the 2018 University of Kentucky football home schedule should be requested online at [www.sportssystem.com/kentucky](http://www.sportssystem.com/kentucky).

Credentials should be requested by the sports editor/director of the media entity. All of the credential requests from a media outlet should go on one credential form. If you have any questions, please contact Evan Crane at 859-257-3838.

Credentials for away games should be requested through the home team media relations director.

### UK WEBSITE -- UKATHLETICS.COM

Visit the official University of Kentucky Athletics web site at [UKathletics.com](http://UKathletics.com). The official Southeastern Conference web site is [secsports.com](http://secsports.com).

### UK MEDIA CONFERENCE

Every Monday - excluding bye weeks - head coach Mark Stoops will host a news conference/luncheon in the Kroger Field Media Room inside Gate 1. Lunch will be served at 11:15 a.m. in the recruiting room by Gate 14 with Coach Stoops talking at Noon in the media room.

### UK NEWS CONFERENCE VIDEO

The Mark Stoops news conferences held on Mondays during the season will be available to the media for video download through XOS Video. E-mail Susan Lax for access information.

### SEC HEAD COACHES' TELECONFERENCE

The SEC head coaches' teleconference is on Wednesdays from 11 a.m. to 1 p.m. ET. Coach Mark Stoops' time slot is 12:40 p.m. The call-in number is 877-381-5694. A passcode will be issued each week by the SEC office.

### INTERVIEWS AT PRACTICE

Interviews will be conducted at the Joe Craft Football Training Center or by telephone at the conclusion of each practice on Tuesdays and Wednesdays.

### COLLEGEPRESSBOX.COM

Collegepressbox.com is the official media website for Division I football. Access and download weekly game notes, quotes, statistics, media guides, headshots, logos and more for each conference and its member schools. Login information will be distributed to accredited media or you can apply for a password at [collegepressbox.com/password](http://collegepressbox.com/password).

## FOLLOW KENTUCKY FOOTBALL ON SOCIAL MEDIA



@UKFootball  
 @UKCoachStoops  
 @CoachMHouse  
 @CoachDeanHood  
 @CoachMichaelSmi  
 @CoachWhiteFB

@DLTough  
 @CoachHinshaw  
 @vincemarrow  
 @CoachSchlarman  
 @CoachGran  
 @coachclink



Kentucky Football

Kentucky Wildcats



@UKFootball



UKStoopsTroops



## SEC STANDINGS

EASTERN DIVISION				
Team	SEC	Pct.	All	Pct.
<b>KENTUCKY</b>	<b>5-1</b>	<b>.833</b>	<b>7-1</b>	<b>.875</b>
Georgia	5-1	.833	7-1	.875
Florida	4-2	.667	6-2	.750
South Carolina	3-3	.500	4-3	.571
Tennessee	1-4	.200	3-5	.375
Vanderbilt	1-4	.200	4-5	.444
Missouri	0-4	.000	4-4	.500
WESTERN DIVISION				
Team	SEC	Pct.	All	Pct.
Alabama	5-0	1.000	8-0	1.000
LSU	4-1	.800	7-1	.875
Texas A&M	3-2	.600	5-3	.625
Auburn	2-3	.400	5-3	.625
Miss. State	2-3	.400	5-3	.625
Ole Miss	1-3	.250	5-3	.625
Arkansas	0-5	.000	2-7	.222

## WEEK TEN IN SEC

## NOVEMBER 3

**GEORGIA AT KENTUCKY**  
**3:30 P.M.; CBS**

 South Carolina at Ole Miss  
 Noon; SEC Network

 Texas A&M at Auburn  
 Noon; ESPN

 Missouri at Florida  
 4 p.m.; SEC Network

 Charlotte at Tennessee  
 7:30 p.m.; SEC Network-Alt

 Louisiana Tech at Miss. State  
 7:30 p.m.; SEC Network

 Alabama at LSU  
 8 p.m.; CBS

*All times ET*

- Four Wildcats were named midseason All-Americans by various media outlets: LB Josh Allen, RB Benny Snell Jr., OG Bunchy Stallings and S Darius West.
- Allen was named a semifinalist for the Chuck Bednarik Award which recognizes college football's most outstanding defensive player and the Butkus Award which is given annually to college football's top linebacker.
- Snell was named a semifinalist for the Maxwell Trophy awarded to the Collegiate Player of the Year.
- Snell Jr. leads the SEC and ranks 10th nationally in rushing yards per game (116.9). He is eighth in the nation in total rushing yards (935).
- Snell ranks fifth among active FBS players in career rushing yards with 3,359. He currently ranks second all-time at UK. To become UK's all-time leading rusher, Snell needs 477 yards to break Sonny Collins' (3,835/1972-75).
- Allen has been a pass rush terror so far this season. He is third in the nation and leads the SEC with 14.5 tackles for loss. His 10.0 quarterback sacks ranks second nationally. Nine of Allen's 10 sacks on the season have come in the second half, including six in the fourth quarter and three in the third.
- Sophomore QB Terry Wilson was the first quarterback to begin his UK career 5-0 as the starting quarterback since Bill Ransdell in the first five games of the 1984 season. He set career highs last week in the win over Missouri, completing 22 of 31 passes for 267 yards. He also hit C.J. Conrad with a two-yard touchdown pass on the final play of the game.
- The 28-7 win over Mississippi State was UK's largest margin of victory vs. a ranked team since 1993 (Ole Miss, 21-0), the fewest points allowed vs. a ranked opponent and fewest yards allowed to a ranked team since that same game.
- Kentucky ended a 31-game drought against Florida with its 27-16 win in Gainesville on Sept. 8. UK's last win in Gainesville had been in 1979.
- This is Coach Mark Stoops' sixth season in Lexington and the Wildcats have either matched or exceeded the previous season's win total in all six. UK is the only school in the nation that has tied or improved its win total every year since 2013.
- Since 2016, UK has a 10-5 record in close games -- i.e., games decided by one possession (eight points or less). That's been a key factor in spurring the Wildcats to three-straight seasons of bowl eligibility.
- Last season, the Wildcats finished 7-6, overall 4-4 in the SEC. It marked the first time in 40 years that UK has won at least seven games and finished at least .500 in the SEC in back-to-back seasons. It was UK's second consecutive 4-4 league mark, the first time the Wildcats have achieved that since 1998-99.
- UK finished third in the SEC Eastern Division in 2017 and second in 2016, marking UK's highest finishes since the league split into division in 1992.
- The Cats have appeared in back-to-back bowl games for the first time since 2009 and 2010.
- Five Wildcats have received preseason all-conference recognition, led by the sturdy legs of junior running back Benny Snell Jr. and the explosive playmaking of senior tight end C.J. Conrad on offense as well as the dynamic pass rushing of senior linebacker Josh Allen and Mr. Consistency senior safety Mike Edwards on defense. Sophomore all-purpose player Lynn Bowden Jr., has also been recognized as a receiver and return specialist.
- Six Wildcats are on national award watch lists. [Josh Allen](#) - Bednarik Award and Butkus Award; [Lynn Bowden Jr.](#) - Paul Hornung Award; [C.J. Conrad](#) - Allstate FCA Good Works Team, Mackey Award; Wuerffel Trophy; [Mike Edwards](#) - Bednarik Award, Thorpe Award, Bronko Nagurski Trophy; [Benny Snell Jr.](#) - Doak Walker Award, Maxwell Award, Walter Camp Player of the Year; [Max Duffy](#) - Ray Guy Award
- UK had a new starting quarterback in the opener for the fourth consecutive season (2015 - Patrick Towles, 2016 - Drew Barker, 2017 - Stephen Johnson, 2018 - Terry Wilson) and eighth time in the past nine years (2010 - Mike Hartline, 2011 - Morgan Newton, 2012 Maxwell Smith, 2013 Jalen Whitlow).

## SCOUTING GEORGIA

- Georgia is 7-1 on the season overall and 5-1 in SEC play.
- The Bulldogs are coming off a 36-17 victory over Florida in their annual showdown in Jacksonville.
- Georgia takes advantage of the deep talent pool in the Peach State, with 84 players on its roster from inside state borders.
- After playing in the national championship game last season, Georgia is once again thriving despite losing its top two tailbacks and best defensive player.
- The Bulldogs ranked in the top 30 nationally in both total offense (28) and defense (14).
- Quarterback Jake Fromm is completing 67 percent of his passes and has 16 touchdowns to just four interceptions.



KENTUCKY IN THE POLLS

Table with columns: DATE, AP, COACHES, BCS. Rows: Preseason, Week 2-15.

2018 OPPONENTS IN THE POLLS

Table with columns: WEEK 10 (OCT. 29), OPPONENT, AP, COACHES. Rows: Central Michigan, Florida, Murray State, Mississippi State, South Carolina, Texas A&M, Vanderbilt, Missouri, Georgia, Tennessee, Middle Tennessee, Louisville.

COMPARISON STATS

Table comparing KENTUCKY and GEORGIA stats: Record, Conference Record, Scoring/game, Total Offense/game, Rushing/game, Passing/game, Kickoff Returns (avg.), Punt Returns (avg.), Punting (avg), Time of Possession, Third-Down Conv. (pct), Fourth-Down Conv. (pct), Points Allowed/game, Total Defense/game, Rushing Defense/game, Passing Defense/game.

- The one-two running punch of Elijah Holyfield and D’Andre Swift has combined to pile up over 1,000 yards and nine touchdowns.
• Georgia has one of the best pass defenses in the country and is aided by its pass rush, which is led by linebacker D’Andre Walker. He has 6.5 tackles for loss and five sacks.

SERIES VS. GEORGIA

- Georgia leads the all-time series 57-12-2, including 27-7 in Lexington.
• UK is looking to snap an eight-game losing skid to Georgia. The Cats’ last win came in 2009 (34-27) in Athens.
• Georgia escaped Lexington with a 27-24 win in 2016 as Rodrigo Blankenship kicked a game-winning 25-yard field goal as time expired after the Cats had tied the game with 2:47 remaining.
• The Cats got off to a good start in last season’s game but the Bulldogs ultimately took control with its vaunted rushing attack and piled up 381 yards on the ground.
• Georgia has won 24 of the past 27 meetings with the UK victories coming in 1996, 2006 and 2009.
• The two teams played nine times from 1939-49, and after a six-year lull, have played annually since 1956. The Wildcats won that initial game 13-6.
• Biggest UK win: 33 (33-0) in 1977 in Athens
• Biggest Georgia win: 45 (62-17) in 2004 in Lexington
• Games decided by 7 points or less: Georgia leads 17-8-2
• Benny Snell Jr. has rushed for 208 yards and three scores in two games against Georgia.
• Josh Allen picked off a pass on Georgia’s first possession last season, leading to a UK field goal. It remains the only interception of Allen’s illustrious career.

KENTUCKY-GEORGIA CONNECTIONS

- Kentucky has had great recruiting success in Georgia and currently has 12 players from the state on its roster: LS Blake Best (Duluth), DE T.J. Carter (Mableton), S Yusuf Corker (McDonough), LB Jamin Davis (Ludowici), S Jordan Griffin (Riverdale), RB Sihiem King (Colquitt), DE Shawn Lawson (Jonesboro), DL Jerquavion Mahone (Jordan City), OT E.J. Price (Lawrenceville), RB Christopher Rodriguez Jr. (McDonough), DE Calvin Taylor Jr. (Augusta) and LS Tristan Yeomans (Waycross).
• Georgia does not have a player from the Commonwealth.
• UK head coach Mark Stoops and offensive coordinator Eddie Gran and Georgia co-offensive coordinator/quarterbacks coach James Coley all know each other quite well from their time at Florida State. Coley and Gran worked hand-in-hand on the Seminoles’ offense as Stoops ran the defense.
• UGA offensive coordinator/tight ends coach Jim Chaney was the OC and interim head coach at Tennessee in 2012. UK co-OC and quarterbacks coach Darin Hinshaw was the wide receivers coach on that staff with Chaney.

CATS VS. THE RANKED

- Kentucky has played 248 ranked teams in the Associated Press Poll in its history. The Cats are 43-199-5 in those games.





**KENTUCKY BY THE NUMBERS**

	2018	Stoops
Record	7-1	33-37
SEC	5-1	17-29
West	1-1	2-10
East	4-0	15-19
Non-Conference	2-0	16-8
Home	5-0	25-16
Road	2-1	8-18
Neutral site	0-0	0-3
Night	4-1	16-18
Day	3-0	17-19
TV Games	7-1	30-37
CBS	0-0	0-3
ESPN	0-1	1-8
ESPNU	1-0	3-5
ESPN2	1-0	1-2
ESPNNews	0-0	0-1
SEC Network	5-0	26-17
Fox Sports South	0-0	1-1
CBS Sports Network	0-0	1-0
UK scores on 1st possession	3-0	12-12
Opp scores on 1st possession	0-0	9-16
UK scores first	4-1	19-15
Opponent scores first	3-0	14-22
UK leads after 1st quarter	4-1	19-6
Opponent leads after 1stQ	1-0	7-24
Teams are tied after 1stQ	2-0	7-7
UK leads at halftime	3-0	21-4
Opponent leads at halftime	2-0	6-30
Teams are tied at halftime	2-1	6-3
UK leads after 3rd quarter	5-0	25-2
Opponent leads after 3rdQ	1-0	4-32
Teams are tied after 3rdQ	1-1	5-3
Game goes to overtime	0-1	1-2
Scoring less than 20 pts	2-1	4-21
Scoring 20+ points	5-0	24-16
Scoring 30+ points	2-0	17-7
Allowing less than 20 pts	5-0	19-2
Allowing 20+ points	0-1	9-27
Allowing 30+ points	0-0	5-25
UK has more total yards	7-1	25-4
Opp. has more total yds	0-0	8-33
UK has more rushing yards	7-0	27-6
Opp. has more rushing yards	0-1	6-31
UK has more passing yards	2-0	17-11
Opp. has more passing yards	5-1	16-24
Rushing for < 100 yds	1-1	4-13
Rushing for over 100 yards	6-0	26-23
Rushing for 200+ yards	4-0	22-7
Passing for 200+ yards	2-0	15-11
Passing for 300+ yards	0-0	5-4
UK has 100-yard rusher	4-0	21-10
Opp. has 100-yard rusher	0-1	9-26
No turnovers	1-1	7-8
One or two turnovers	5-0	22-24
3 or more turnovers	1-0	4-5
No takeaways	2-0	8-8
3 or more takeaways	1-0	9-4
UK has more penalties	1-1	11-13
Opp. has more penalties	5-0	18-21
Teams have equal penalties	1-0	4-3
UK has more TOP	5-0	22-12
Opp. has more TOP	1-1	10-25
UK defense scores	1-1	6-5
Opponent defense scores	1-0	5-7
UK returns KO/Punt for TD	1-0	2-0
Opp. returns KO/Punt for TD	0-0	0-4
Playing on natural grass	1-1	10-24
Playing on artificial surface	6-0	23-13
In blue uniforms	1-0	5-2
In white uniforms	1-0	2-5
In white unis/blue pants	1-1	5-14
In blue unis/white pants	3-0	13-4
In black uniforms	0-0	1-3
In blue uniforms/grey pants	0-0	1-3
In grey uniforms	1-0	3-3
In grey uniforms/blue pants	0-0	3-3

**MILESTONES TO WATCH**

- Junior RB **Benny Snell Jr.** has 3,359 career rushing yards and is second all-time on Kentucky's career rushing list. He needs 476 yards to tie Sonny Collins (3,835 from 1972-75) for first.
- Snell has 16 career 100-yard rushing games, which is second on UK's career chart. He needs two more to tie Sonny Collins (1972-75).
- Snell now has 41 career touchdowns, surpassing Randall Cobb (37) to become UK's all-time leader in career touchdowns.
- Snell ranks third on UK's career scoring list with 248 points. He needs 58 points to move past Lones Seiber (305) for second place.
- Senior WR **Dorian Baker** has 98 career receptions and needs just two more to become the 16th player to reach 100 for his UK career. He needs 31 to crack UK's career top 10 list.
- Baker has 1,123 career receiving yards, ranking 25th in school history. He needs 77 yards to tie Steve Johnson (1,200 from 2006-07) for 24th.
- Senior TE **C.J. Conrad** counts 10 touchdowns among his 68 career receptions, giving him a scoring grab once in every 6.8 catches.
- Senior S **Mike Edwards** has nine career interceptions. With one more he'd move into a tie for fourth with Larry Carter (1977-79), Buzz Burnam (1970-72) and Marcus McClinton (2004-08).
- Edwards has 282 career tackles and needs 18 to join the UK 300-tackle club. He would be the 19th member of that exclusive club.
- Senior LB **Josh Allen** has 24.5 career sacks, moving him into second place on UK's all-time list. He needs 1.5 sacks to tie Oliver Barnett for most in UK history.
- Senior CB **Derrick Baity Jr.** has 24 career pass breakups and needs two more to match Leonard Burress (2000-03), Eric Kelly (1997-2000) and Van Hiles (1993-96) for third on UK's career list.

- The Cats are 4-4 against ranked teams since 2015. The wins were over No. 14 Mississippi State and No. 25 Florida (2018), No. 11 Louisville (2016) and No. 25 Missouri (2015).
- Georgia is the third ranked opponent for the Cats this season after wins over Florida and Mississippi State. It marked the first consecutive wins over ranked foes since the 1976 and 1977 teams combined to defeat five ranked opponents in a row.
- Georgia leads the series with Kentucky 29-3 when the Bulldogs are ranked.
- The Cats' last win over a ranked Georgia team was in 1988 vs. the 11th-ranked Bulldogs in Lexington, 16-10.
- The Cats' last win over a top-10 ranked team was No. 10 South Carolina in 2010 at home.

**A KENTUCKY WIN WOULD...**

- Send Kentucky to the SEC Championship game for the first time since the event began in 1992.
- Improve Kentucky to 8-1, the best nine-game start to a season since 1977 (8-1) and equal the most regular season wins since 1984
- Improve Kentucky to 6-1 in SEC play, the best SEC record since 1977 (6-0)
- Break the school record for most SEC wins over a three-season span (14); the 1976-78 teams won 13 league games
- Improve Kentucky to 17-6 over its last 23 regular-season games, best 23-game regular-season stretch since Oct. 9 1976 to Oct. 14, 1978 (17-5-1)
- Improve Kentucky to 13-7 in its last 20 SEC games, the best 20-game stretch since Nov. 13, 1976 through the 1979 season (13-7)
- Improve Kentucky to 6-0 at home, tying the school record for most home wins in a season since Commonwealth Stadium/Kroger Field opened in 1973. UK also won six home games in 1976 (6-1) and 2006 (6-1)
- Snap an eight-game losing streak to Georgia
- Give UK Coach Mark Stoops his first win over Georgia
- Give UK its first win over Georgia since Rich Brooks led the Cats to a 34-27 win in Athens in 2009.
- Be the Cats' first win on CBS since knocking off No. 1 LSU 43-37 in three overtimes on Oct. 13, 2007.
- Give the Cats their third win over a ranked team this season (also defeated No. 25 Florida and No. 14 Mississippi State).
- Give the Cats their first win over a ranked Georgia team since upsetting the 11th-ranked Bulldogs in Lexington in 1988, 16-10.
- Give the Cats their first win over a top-10 team since defeating No. 10 South Carolina in Lexington in 2010, 31-28.

**CATS RANKED IN NATIONAL POLLS; FIRST TIME SINCE 2007**

- Kentucky entered the national polls on Sept. 23 after defeating Mississippi State. It is the first time the Cats have been ranked since the 2007 season.







TRACKING KENTUCKY'S OPPONENTS

Opponent	UK vs. Opp	Opp. Record	Last Week	Next Game
Central Michigan	Sept. 1	1-8	L, 10-17, vs. Akron	vs. Eastern Michigan - Nov. 3
at Florida	Sept. 8	6-2	L, 17-36, vs. Georgia (Jacksonville)	vs. Missouri - Nov. 3
Murray State	Sept. 15	4-4	L, 15-42, at Jacksonville State	vs. Tennessee Tech - Nov. 3
Mississippi State	Sept. 22	5-3	W, 28-13, vs. Texas A&M	vs. Louisiana Tech - Nov. 3
South Carolina	Sept. 29	4-3	W, 27-24, vs. Tennessee	at Ole Miss - Nov. 3
at Texas A&M	Oct. 6	5-3	L, 13-28, at Mississippi State	at Auburn - Nov. 3
Vanderbilt	Oct. 20	4-5	W, 45-31, at Arkansas	at Missouri - Nov. 10
at Missouri	Oct. 27	4-4	L, 14-15, vs. Kentucky	at Florida - Nov. 3
<b>Georgia</b>	<b>Nov. 3</b>	<b>7-1</b>	<b>W, 36-17, vs. Florida (Jacksonville)</b>	<b>at Kentucky - Nov. 3</b>
at Tennessee	Nov. 10	3-5	L, 24-27, at South Carolina	vs. Charlotte - Nov. 3
Middle Tennessee	Nov. 17	5-3	W, 51-17, vs. Old Dominion	at Western Kentucky - Nov. 2
at Louisville	Nov. 24	2-6	L, 35-56, vs. Wake Forest	at Clemson - Nov. 3

- The Cats now are No. 11 in the Associated Press poll and No. 12 in the coaches' poll.
- UK has been ranked six consecutive weeks for the first time since the 2007 team appeared in the polls for six consecutive weeks from Sept. 16 to Oct. 21.

**ALLEN NAMED WALTER CAMP NATIONAL DEFENSIVE PLAYER OF THE WEEK; SEC DEFENSIVE PLAYER OF THE WEEK; SEMIFINALIST FOR CHUCK BEDNARIK AWARD AND BUTKUS AWARD**

- Kentucky senior linebacker Josh Allen was named Football Bowl Subdivision National Defensive Player of the Week by the Walter Camp Football Foundation and presented by Generation UCAN, SEC Defensive Player of the Week and a semifinalist for both the Chuck Bednarik Award and the Butkus Award this week.
- Allen recorded 11 tackles (nine solo), including a pair of quarterback sacks, both of which caused fumbles, in No. 12 Kentucky's 15-14 win over Missouri on Saturday. With the win, the Wildcats improved to 7-1 overall, 5-1 in the Southeastern Conference, and clinched their first winning league record since 1977.
- Allen has been a terror on defense the entire season as he leads the Southeastern Conference and ranks second nationally in sacks (10.0) and leads the SEC and ranks third nationally in tackles for loss (14.5). He also ranks second nationally in forced fumbles (five).
- With 10 sacks on the season, Allen has the most sacks since Dean Wells had 10 sacks in 1992 and is tied for the third-most in a season.
- Nine of Allen's 10 sacks this season have come in the second half, including six in the fourth quarter and three in the third.
- Allen is just the fourth player in school history to record 10 or more sacks in a season, and the first since Dennis Johnson in 2001.
- Allen is the only player in the FBS since 2000 to have at least 56 tackles, 14.5 tackles for loss, 10 sacks, five forced fumbles and four passes defended in his team's first eight games of a season
- His 24.5 career sacks and 34.0 TFLs rank second on UK's career lists.
- Allen has earned first-team midseason All-America honors from the Associated Press, ESPN.com, Pro Football Focus, CBS Sports and The Athletic, and been named the SEC Defensive Player of the Week three times.
- Allen, the first UK player to earn Walter Camp National Player of the Week since 2004, is on the watch lists for the Lott IMPACT Trophy, the Bednarik Award and the Butkus Award.

**IN OUR LAST GAME...**

- It took 60 minutes and an untimed down but the Cats scored on the final play of the game to escape Missouri with a 15-14 victory over the Tigers.
- Quarterback Terry Wilson found tight end C.J. Conrad in the end zone with no time on the clock, completing an unlikely comeback.
- It was the ninth win for the Cats since 2014 when trailing by 10 points in the game.
- Trailing 14-3 and with the offense sputtering, Lynn Bowden Jr. sparked the comeback with a 67-yard punt return for a score that pulled UK within 14-9 with 5:18 remaining in the fourth quarter.
- Bowden also hauled in a career-high 13 passes for 166 yards.
- Wilson drove the Cats 81 yards in 84 seconds to score the game-winning touchdown and secure a fourth-straight win over Missouri.
- The UK defense was bonkers yet again, not allowing a single first down to Mizzou's high-powered offense in the second half, a span of eight possessions.
- Allen continued to be nearly unblockable, registering a pair of strip sacks in the game.

100-YARD RUSHERS

Player	2018	Career	'18 Opponent
Benny Snell Jr.	4	16	C. Michigan Florida Mississippi St. Vanderbilt
A.J. Rose	1	1	C. Michigan
Terry Wilson	1	1	Florida

100-YARD RECEIVERS

Player	2018	Career	'18 Opponent
Lynn Bowden Jr.	1	1	Missouri
C.J. Conrad		1	

INTERCEPTIONS

Player	2018	Career
Darius West	3	4
Mike Edwards	1	9
Derrick Baity Jr.	1	6
Tyrell Ajian	1	1
Jamin Davis	1	1
Chris Westry		3
Josh Allen		2
Jordan Griffin		1

TRACKING SACK LEADERS

Player	2018	Career
Josh Allen	10.0	24.5
Boogie Watson	4.0	6.0
Phil Hoskins	2.0	2.0
Jordan Jones	1.5	7.5
Marquan McCall	1.0	1.0
Adrian Middleton	1.0	2.0
Chris Oats	1.0	1.0
Calvin Taylor Jr.	1.0	2.0
Tymere Dubose	0.5	0.5
Josh Paschal		4.5
T.J. Carter		3.0
Mike Edwards		1.5
Chris Westry		1.5
Kengera Daniel		1.0
Lonnie Johnson		1.0

DOUBLE-FIGURE TACKLERS

Player	2018	Career
Kash Daniel	3	3
Josh Allen	2	2
Jordan Jones	1	6
Darius West	1	3
Mike Edwards		9







### 2018 STAT LEADERS

#### PASSING

UK	COMP-ATT-INT-YDS-TD
Terry Wilson	100-153-6-988-5

#### RUSHING

UK	ATT-YDS-TD
Benny Snell Jr.	179-935-9
Terry Wilson	88-406-3
A.J. Rose	46-265-4

#### RECEIVING

UK	REC-YDS-TD
Lynn Bowden Jr.	43-457-3
C.J. Conrad	18-126-1

#### TACKLES

UK	TACKLES
Darius West	58-3 INT, FR, TD
Josh Allen	56-14.5 TFL-10.0 Sacks-5 FF
Kash Daniel	55-3.5 TFL, 5 QH
Mike Edwards	46.0-6.5 TFL, INT, FR

### STAT SUPERLATIVES

**Most Games Played (min. 30):** Josh Allen (46), Derrick Baity Jr. (46), Mike Edwards (46), Chris Westry (46), C.J. Conrad (44), Sihiem King (41), Dorian Baker (40), Jordan Jones (38), Adrian Middleton (38), Blake Best (37), Kash Daniel (34), Tavin Richardson (34), Logan Stenberg (33), T.J. Carter (32), Darius West (31)

**Most Games Started (min. 20):** Mike Edwards (39), C.J. Conrad (37), Derrick Baity Jr. (37), Chris Westry (33), Adrian Middleton (33), Dorian Baker (32), Josh Allen (29), Jordan Jones (29), Benny Snell Jr. (22), Tavin Richardson (21), Logan Stenberg (21), Darius West (20)

**Consecutive Games Started (min. 12):** Mike Edwards (39), Adrian Middleton (33), Josh Allen (22), Logan Stenberg (21), Benny Snell (21), Bunchy Stallings (19), Darius West (19), Derrick Baity Jr. (16), Drake Jackson (15), Tavin Richardson (14), Lonny Johnson Jr. (13)

**Consecutive Games with a Tackle (min. 12):** Mike Edwards (42), Jordan Jones (31), Darius West (22), Derrick Baity Jr. (21)

**Consecutive Games with a Reception (min. 5):** Lynn Bowden Jr. (9)

### WHERE ARE THE COACHES?

#### SIDELINE

**Mark Stoops**, Head Coach  
**Eddie Gran**, HC Offense/RBs  
**Matt House**, Defensive Coordinator, ILBs  
**Vince Marrow**, Tight Ends  
**John Schlarman**, Offensive Line  
**Michael Smith**, Wide Receivers  
**Steve Clinkscale**, Defensive Backs  
**Derrick LeBlanc**, Defensive Line  
**Brad White**, OLBs

#### PRESS BOX

**Darin Hinshaw**, Co-OC/Quarterbacks  
**Dean Hood**, DBs, Special Teams

### 2018 TEAM CAPTAINS

Six players were voted team captains by their peers on Friday, Aug. 31. They are Josh Allen, George Asafo-Adjei, C.J. Conrad, Kash Daniel, Mike Edwards and Benny Snell Jr. The four game captains for each game will be decided on a week-by-week basis. They are listed below.

Central Michigan	Josh Allen, George Asafo-Adjei, C.J. Conrad, Mike Edwards
Florida	Josh Allen, Kash Daniel, Mike Edwards, Benny Snell Jr.
Murray State	George Asafo-Adjei, C.J. Conrad, Kash Daniel, Benny Snell Jr.
Miss. State	Josh Allen, George Asafo-Adjei, C.J. Conrad, Mike Edwards
South Carolina	Josh Allen, Kash Daniel, Mike Edwards, Benny Snell Jr.
Texas A&M	George Asafo-Adjei, C.J. Conrad, Benny Snell Jr.
Vanderbilt	George Asafo-Adjei, C.J. Conrad, Kash Daniel, Benny Snell Jr.
Missouri	George Asafo-Adjei, C.J. Conrad, Mike Edwards, Josh Allen
Georgia	TBD
Tennessee	TBD
Middle Tennessee	TBD
Louisville	TBD

### CATS CAN COME FROM BEHIND, WIN AT THE WIRE

- Based in the Horse Capital of the World, everyone here knows a great horse is one that can come from behind or win at the wire. The Kentucky football team has had those characteristics under Coach Mark Stoops.
- Since the beginning of the 2016 season, UK has shown it can win at the wire with a 10-5 record (66.7 percent) in games decided by eight points -- i.e., one possession -- or less. UK was 4-1 in such games in 2016, 4-3 last year and 2-1 this year.
- The Wildcats also have been able to come from behind. Since Mark Stoops took over as head coach in 2013, UK has come from behind and won nine times when trailing by 10 or more points at some point of the game, including wins this season over Central Michigan (behind by 10) and Missouri (behind by 11). That's the most 10-point comebacks for any coach in school history, surpassing eight such games by Rich Brooks from 2003-09.

### FOUR WILDCATS EARN MIDSEASON ALL-AMERICA HONORS

- Senior linebacker Josh Allen, junior running back Benny Snell Jr., senior offensive guard Bunchy Stallings and senior safety Darius West earned midseason All-America honors from various media outlets.
- Allen earned first-team honors from the Associated Press, ESPN.com, Pro Football Focus and The Athletic.
- Snell earned second-team honors from the AP and The Athletic.
- Stallings earned second-team honors by ESPN and The Athletic.
- West was a second-team midseason All-America choice by The Athletic.

### OFFENSE NOTES

- "Balance" has been the hallmark of the Kentucky offense the last two seasons under Eddie Gran, UK assistant head coach for offense.
- The Wildcats have rushed for more than 2,000 yards and passed for more than 2,000 yards in each of the previous two campaigns, the first time in school history that UK has done so in back-to-back seasons.

### BIG PLAYS SPUR KENTUCKY OFFENSE

- Before the season, UK assistant head coach for offense Eddie Gran noted the need for more big plays, and to this point, the Wildcats have done just that.
- In the first eight games of the 2017 season, UK had eight offensive touchdown plays of at least 20 yards in length. This year, the Cats struck for 13 TDs of at least 20 yards in six games.
- When you move the benchmark to 25-yard touchdowns, the contrast increases significantly. In the first eight games of 2017, UK had just three touchdown plays of at least 25 yards in length. In 2018, the Cats had eight TDs of 25+ yards.

### REACHING THE CENTURY MARK, TIMES TWO

- Kentucky is one of just nine teams in FBS to have a pair of 100-yard rushers in two separate games this season.
- Against Florida, Benny Snell Jr. (175) and Terry Wilson (105) each topped the century mark, while Snell (125) and A.J. Rose (104) did so against Central Michigan.
- The other eight schools to accomplish the feat include Mississippi State (three times), Arizona (2), Boston College (2), Connecticut (2), Louisiana (2), Maryland (2), Oregon (2) and Troy (2).





## EDDIE GRAN RUSHING HISTORY

SEASON	SCHOOL	TEAM RUSHING YDS/GM	1000-YARD RUSHER
2017	Kentucky	161.7	Benny Snell Jr. (1,333)
2016	Kentucky	234.2	Boom Williams (1,170); Benny Snell (1,1091)
2015	Cincinnati	177.8	
2014	Cincinnati	156.5	
2013	Cincinnati	168.5	
2012	Florida State	205.9	
2011	Florida State	149.5	
2010	Florida State	171.4	
2009	Tennessee	157.2	Montario Hardesty (1,345)
2008	Auburn	137.5	
2007	Auburn	156.9	
2006	Auburn	172.7	
2005	Auburn	194.1	Kenny Irons (1,293)
2004	Auburn	183.3	Carnell Williams (1,165)
2003	Auburn	184.6	Carnell Williams (1,307)
2002	Auburn	203.7	Ronnie Brown (1,008)
2001	Auburn	151.4	
2000	Auburn	163.3	Rudi Johnson (1,567)
1999	Auburn	68	
1998	Ole Miss	173.1	Deuce McAllister (1,161)
1997	Ole Miss	133.8	
1996	Ole Miss	102.2	
1995	Ole Miss	125.4	

### Quarterbacks

- Starting the season, quarterbacks coach Darin Hinshaw had a big challenge, as no quarterback on the roster had thrown a pass in a major-college game.
- Junior-college transfer Terry Wilson (sophomore eligibility) won the starting job and has started every game this season, completing 64.9 percent of his passes for 988 yards and five touchdowns. He's also dangerous as a runner with 406 yards and three TDs. Wilson, who redshirted as a freshman at Oregon, threw for 2,133 yards and 26 touchdowns last season in juco.
- Wilson was the "Manning Quarterback of the Week" after accounting for 256 yards total offense and three touchdowns (one rushing, two passing) in the win at Florida.
- Sophomore Gunnar Hoak saw his first UK action vs. Central Michigan, entering the game in the second quarter and directing a touchdown drive just before halftime, capped by his 24-yard TD toss to David Bouvier. He also threw a touchdown pass in the win over Murray State.
- Redshirt freshman Danny Clark displayed a strong arm in practice last season and scored a two-yard rushing touchdown on his first career rushing attempt in the Murray State game.
- The quarterbacks were forced to replace Stephen Johnson, a tenacious leader who posted a 14-10 record as the primary QB and led UK to two bowl games in the last two seasons.
- Among Power 5 schools, Terry Wilson and Benny Snell Jr., have the fifth-most combined rushing yards for a quarterback/running back duo this season:

### Most Combined Rushing Yards by a Quarterback/Running Back Duo in 2018

1,451	Trace McSorley/Miles Sanders, Penn State
<b>1,341</b>	<b>Terry Wilson/Benny Snell Jr., Kentucky</b>

### Most Rushing Yards By Quarterback, Single Season, School History

909	Mike Fanuzzi (1974)
771	Derrick Ramsey (1976)
618	Derrick Ramsey (1977)
<b>406</b>	<b>Terry Wilson (2018)</b>

### PART OF THE GRAN-D DESIGN

- Since taking over the Kentucky running game upon his arrival in 2016, Eddie Gran has fashioned the Cats into one of the more physical and prolific rushing attacks not only in the SEC, but in the country. The Cats averaged 234.2 rushing yards per game in 2016, Gran's first in Lexington

## CATS SCRATCHES

### RS FRESH. • DT • ABULE ABADI-FITZGERALD

- Born in Yenagoa, Nigeria
- Moved to United States at age 12

### SENIOR • OL • GEORGE ASAFO-ADJEI

- Nickname is "Big George"
- Speaks English and Ghanaian

### SENIOR • LB • JOSH ALLEN

- Played first three years of high school in Alabama before moving back to his hometown in N.J. his senior season
- First-team all-state wide receiver for Abbeville (Ala.) High School as a junior
- Moved to LB his senior year of high school ... Was just a two-star prospect at Montclair High School with the only offers coming from Monmouth and Hawaii
- Increased his size and body weight from 220 when he arrived on campus to 260
- Has a fraternal twin brother, Isaiah
- Josh's sister, Myisha Hines-Allen, played collegiate basketball at Louisville and currently is a forward for the WNBA's Washington Mystics
- He and the "other" Josh Allen (Wyoming QB) have become friends through social media ... there is a third Josh Allen who plays at Miami Ohio

### FRESHMAN • TE • BRENDEN BATES

- Parents, Doug and Kelly, and brother, Doug, all played/play Division I-A sports
- Grandfather is former UK Basketball player Gene Neff

### SENIOR • TE • C.J. CONRAD

- Comes from a family of athletes
- Brother, Austin, is currently a redshirt freshman defensive end at Ohio
- There will be at least one parent at each of their games during the season
- Sister, Mackenzie, played collegiate softball at Akron and Coastal Carolina
- Both parents (Lois and Mike) played collegiate basketball at Tiffin University
- Grew up working on his grandfather's dairy farm, helping milk over 600 Holstein cows during the summers

### JUNIOR • LB • KASH DANIEL

- Father, Scott, was a former professional bass fisherman

### SOPHOMORE • P • MAX DUFFY

- Currently 25 years old, the oldest player on the team ... Turns 26 in April
- Second straight punter from Australia, following Matt Panton
- Has never played collegiate football

### SENIOR • S • MIKE EDWARDS

- Wears a pink mouthpiece in memory of his aunt, Angie Evans, who passed away from breast cancer in 2013
- Wears No. 7 because he's a huge John Elway and Denver Broncos fan
- Nickname is the "Badger" because he is a fan of Tyrann Mathieu and has a blonde-dyed mohawk

*continued on next page*



**CATS SCRATCHES CONTINUED**

**FRESHMAN • OL • KENNETH HORSEY**

- Had open-heart surgery in April of 2018
- Competed in martial arts for 14 years

**SOPHOMORE • C • DRAKE JACKSON**

- Family owns and operates a popular barbeque business in Kentucky

**FRESHMAN • RB • CHRIS RODRIGUEZ JR.**

- Turned 18 in September and is the youngest player on the team

**SOPHOMORE • RB • A.J. ROSE**

- Earned an Eagle Scout, the highest achievement or rank attainable in the Boy Scouting program of the Boy Scouts of America
- Only four percent of Boy Scouts are granted this rank after a lengthy review process

**JUNIOR • RB • BENNY SNELL JR.**

- Snell family has a legacy of running backs
- His dad, Ben Snell Sr., starred as a running back at Ohio Northern and was drafted by the Baltimore Ravens then played in NFL Europe and the XFL
- His great uncle, Matt Snell, was a running back for the New York Jets from 1964-72
- Matt Snell rushed for 121 yards and a touchdown in the Jets' stunning 16-7 upset of the Baltimore Colts in Super Bowl III

**JUNIOR • OT • LANDON YOUNG**

- Runner-up in both shotput and discus at 2013 USATF National Junior Olympics Track and Field Championships
- Won the 2016 state wrestling title
- Is teaching himself how to play the banjo

**ON THE WATCH LISTS**

**Josh Allen**

- Bednarik Award
- Butkus Award
- Reese's Senior Bowl

**Derrick Baity**

- Reese's Senior Bowl

**Lynn Bowden Jr.**

- Paul Hornung Award

**Miles Butler**

- Campbell Award

**C.J. Conrad**

- 2018 Allstate AFCA Good Works Team
- Mackey Award
- Wuerffel Trophy
- Reese's Senior Bowl

**Max Duffy**

- Ray Guy Award

**Mike Edwards**

- Bednarik Award
- Thorpe Award
- Bronko Nagurski Trophy
- Reese's Senior Bowl

**Lonnie Johnson Jr.**

- Reese's Senior Bowl

**Jordan Jones**

- Reese's Senior Bowl

**Benny Snell Jr.**

- Doak Walker Award
- Maxwell Award
- Walter Camp Player of the Year
- 2018 CFPA National Performer of the Year



**DORIAN BAKER**  
SENIOR | WIDE RECEIVER

**CHART TOPPERS**

**KENTUCKY CAREER RECEIVING YARDAGE LEADERS**

16.	Rafael Little (2004-07)	1,324
	James Whalen (1997-99)	1,324
18.	Rick Kestner (1963-65)	1,280
19.	Chris Matthews (2009-10)	1,279
20.	Ryan Timmons (2013-16)	1,254
21.	Derek Smith (1999-2001)	1,224
22.	Phil Logan (1987-90)	1,219
23.	Steve Mellinger (1951-53)	1,210
24.	Steve Johnson (2006-07)	1,200
<b>25.</b>	<b>Dorian Baker (2014-Present)</b>	<b>1,123</b>

**DORIAN BAKER**  
SENIOR | WIDE RECEIVER

**CHART TOPPERS**

**KENTUCKY CAREER RECEPTION LEADERS**

7.	Dicky Lyons Jr. (2004, 06-08)	141
8.	La'Rod King (2009-12)	134
9.	Jacob Tamme (2004-07)	133
10.	Rafael Little (2004-07)	131
11.	Derek Horner (1997-2000)	129
12.	James Whalen (1997-99)	120
13.	Ryan Timmons (2013-16)	112
	Quentin McCord (1996, 1998-2000)	112
15.	Kevin Coleman (1995-98)	107
<b>16.</b>	<b>Dorian Baker (2014-Present)</b>	<b>98</b>

and then 161.7 yards per game last season. Those numbers are significant in that only twice in the previous 20 seasons had a UK offense rushed for more than 162 yards per game (2015 and 2009) and not for more than 200 per game since 1993 (210.5).

- Gran has mentored the likes of Benny Snell Jr. and Stanley "Boom" Williams at Kentucky, Chris Thompson, Devonta Freeman and James Wilder Jr. (Florida State), Montario Hardesty (Tennessee), Carnell Williams, Ronnie Brown, Kenny Irons and Rudi Johnson (Auburn) and Deuce McAllister (Ole Miss). During his 23 seasons as a running backs coach he's spent 20 of those against top-shelf competition in the SEC and Atlantic Coast Conference, making the numbers even more impressive.
- Some of the more compelling stats from Gran's 23 seasons at Ole Miss (1995-98), Auburn (1999-2008), Tennessee (2009), Florida State (2010-12), Cincinnati (2013-15) and Kentucky:
  - 17 seasons averaging at least 150.0 rushing yards per game
  - 10 seasons averaging at least 172.0 rushing yards per game
  - 10 individual 1,000-yard rushers
  - Eight seasons with a running back who scored at least 10 rushing touchdowns
  - Three seasons averaging at least 200.0 rushing yards per game
  - Only once has his running attack averaged less than 100.0 yards per game
  - Only twice has his running attack averaged less than 125.0 yards per game

**Running Backs**

- The UK backfield is headlined by Benny Snell Jr., but goes much deeper than UK's All-SEC ballcarrier.
- Snell is averaging 116.9 yards per game, which leads the SEC and is 10th in the nation.
- Snell (125 yards) and sophomore A.J. Rose (104) each surpassed the century mark and scored







two touchdowns vs. Central Michigan. It was a career-high performance for Rose, who scored from 55 yards away on his first carry of the season. Rose has run for 265 yards this season with four touchdowns and is averaging 5.8 yards per carry.

- Snell (175) and QB Terry Wilson (105) each surpassed the century mark at Florida, giving UK back-to-back games with 100-yard rushers for the first time since 1979.
- Snell is the first player in school history to rush for 1,000 yards in consecutive seasons. He is already second in school history with 3,359 career yards and owns the school record for rushing TDs and total touchdowns with 41.

### Tight Ends

- UK returns a mixture of talent at the tight end spot in 2018, highlighted by All-SEC tight end C.J. Conrad. He is second on the team this season with 18 receptions. He has now totaled 68 receptions for 823 yards and 10 TDs in his three-year career.
- Conrad is joined by junior Justin Rigg (6-6, 257), who has been an excellent blocker and also is a pass-catching threat.

### Wide Receivers

- The Kentucky wide receivers are somewhat younger this season after the departure of four key contributors, but a pair of veterans and several gifted youngsters give UK the ability to have a capable receiving corps.
- It was bad news at the time, of course, but senior Dorian Baker's season-ending injury in August, 2017, has enabled him to return for a fifth year. Baker has caught 98 passes for 1,123 yards and six touchdowns during his career.
- Sophomore Lynn Bowden leads the team in catches, ranking fourth in the SEC in receptions per game. He has a pair of career-long 54-yard scoring strikes, on the road at Florida and Texas A&M.
- David Bouvier, a fifth-year senior who had caught only one pass entering this season, has emerged as a clutch receiver. Averaging 19.4 per catch, he had key TD receptions in the wins over Central Michigan and Florida, then had two vital catches on the game-winning drive at Missouri.
- Sophomore receivers Josh Ali and Isaiah Epps have seen action in all eight games and have caught seven and two passes, respectively.
- Sophomore Zy'Aire Hughes scored a 49-yard touchdown on his first career offensive touch, ironically not being credited with a catch on the play after Benny Snell Jr. took the direct snap, passed to quarterback Terry Wilson, who lateraled to Hughes.

### Offensive Line

- Offensive line coach John Schlarman is in his

sixth season at Kentucky and once again his line is ready and able. The line boasts four returning starters who has helped Benny Snell Jr., become the first player in school history with 1,000 rushing yards in back-to-back seasons.

- Sophomore Drake Jackson, out of Woodford County High School, took over the center position midway in the 2017 season and has been a fixture ever since.
- Senior Bunchy Stallings is a two-year starter in the offensive line, currently stationed at right guard. He was named SEC Offensive Lineman of the Week after the wins against Florida and Mississippi State.
- Senior George Asafo-Adjei (6-5, 315) has started every game at right tackle and was named SEC Offensive Lineman of the Week after the wins over South Carolina and Vanderbilt.
- The Wildcats got a bad break during August practice when junior Landon Young, a returning starter at left tackle, sustained a knee injury and is out for the season. Redshirt freshman Naasir Watkins and sophomore E.J. Price are sharing the position. It is Price's first action at UK after sitting out a year via transfer from Southern California. Watkins is currently out indefinitely after sustaining a sprained knee vs. South Carolina.
- Junior Logan Stenberg (6-6, 320) is in his second season as the starter at left guard.
- Sophomores Mason Wolfe and Luke Fortner have provided the reserve help at the center/guard positions.

### UK OFFENSIVE LINE RECOGNIZED BY JOE MOORE AWARD

- The offensive line has been named a member of the midseason honor roll for the Joe Moore Award
- This season the Wildcats' running game is averaging a 214.0 yards per game, good for fourth in the SEC and 31st nationally. Junior running back Benny Snell Jr. continues to rewrite the record book and now sits third on UK's all-time rushing list with 3,359 yards. This season, he has rushed for 935 yards and nine touchdowns in seven games for a 116.9 yards-per-game average (10th nationally). The Cats have twice had two 100-yard rushers in a single game, just one of just nine schools to accomplish that this season along with Arizona, Louisiana, Troy, Mississippi State, Oregon, Maryland, Boston College and UConn.

### SPECIAL TEAMS NOTES

- Special teams coordinator Dean Hood brings a wealth of knowledge to the program as he is in his 31st year of college coaching.
- Special teams played a huge role in the win at Missouri. Darius West blocked a field

in the first quarter. In the fourth quarter, Lynn Bowden's 67-yard punt return for a touchdown sparked UK's comeback win. It was Bowden's first collegiate punt return.

- Senior kicker Miles Butler as made 3 of 7 field goals this season and all 25 extra points.
- True freshman Chance Poore as shown a long-distance leg and connected on his first career field goal attempt with a 31-yarder at Missouri on Oct. 27. He was the No. 1 punter/kicker in the 2018 class by ProKicker.com.
- For the second-consecutive season, UK has an Australian transplant handling the punting duties. Max Duffy has done very well, ranking sixth in the SEC and 17th nationally with a 44.8-yard average. Nearly half of his punts, 18 of 38, have been within the opponent 20-yard line, yet he also has only two touchbacks. He arrived in the United States as an early enrollee in January and used the off-season to learn American football rules, how to say "ya'll" and how to put on his pads correctly. Another Aussie, Matt Panton, was UK's punter in 2017. Duffy is currently on the watch list for the Ray Guy Award given annually to the nation's top punter.
- Hood's special teams blocked three kicks in 2017, two of which were crucial plays in Wildcat wins. UK special teams did not allow any blocked kicks nor allow a punt or kickoff return for a touchdown.
- Junior Grant McKinniss, the starting punter in 2016, handles the kickoff duties.
- Senior Tristan Yeomans returns to handle the long snapping for punts, while junior Blake Best is the snapper for field goals and PATs.
- The kickoff return specialist, Lynn Bowden Jr., set UK records last season for most kickoff returns in a season (37), game (7 vs. Louisville) and most kickoff yards in a season (869). His 869 kickoff return yards ranked eighth most in SEC history. He is averaging 20.7 yards per return this season.
- Bowden returned a 67-yard punt for a TD vs. Missouri, his first punt return of his career.
- Senior David Bouvier has also been handling punt returns and is averaging 5.8 per return.

### DUFFY IS SPECIAL

- First-year punter Max Duffy has been sensational this season, setting two school records and remaining on pace to set a third.
- Through eight games, the Australian punter is averaging 44.76 yards per punt, which ranks 17th nationally and fifth in the SEC. If he continues on this pace he has a chance to set the UK single-season record for best average yards per punt. He has already met the minimum number requirement of 30 punts:

45.58 - Glenn Pakulak (2002)  
45.23 - Tim Masthay (2008)





**\*44.76 - Max Duffy (2018)**  
 44.61 - Paul Calhoun (1984)  
 44.50 - Glenn Pakulak (2001)  
 (\*through 8 games)

- Duffy's incredible effort at Texas A&M on Oct. 6 set two school records after he punted 10 times for 487 yards, an average of 48.7 yards per kick:

#### **Best Average Per Punt in Game (min. 8)**

**48.70 - Max Duffy (vs. Texas A&M, Oct. 6, 2018)**  
 48.38 - Landon Foster (vs. Arkansas, Oct. 13, 2012)  
 47.25 - Matt Panton (vs. E. Michigan, Sept. 30, 2017)

#### **Best Average Per Punt in Game (min. 10)**

**48.70 - Max Duffy (vs. Texas A&M, Oct. 6, 2018)**  
 42.90 - Dave Hardt (vs. Georgia, Oct. 25, 1969)  
 42.40 - Ryan Tydlacka (vs. LSU, Oct. 1, 2011)

## **DEFENSE NOTES**

- The Kentucky defense will be one of the most experienced in the SEC and the nation this season, with depth and size at each level of the unit. Seniors Josh Allen, Derrick Baity Jr., Mike Edwards, Jordan Jones, Adrian Middleton, Darius West and Chris Westry all have extensive resumes of quality play and give UK a chance to continue building on last season's successes.
- How does Kentucky's defense stack up against Kentucky's defense from the 1977 team? The 10-1 team is widely regarded as the best Kentucky defensive team of the post-Bear Bryant era. See below the totals through the first eight games of each season:

<b>Statistic</b>	<b>1977</b>	<b>2018</b>
Points Per Game	10.1	13
First Downs Per Game	13.8	16.1
Rushing Attempts Per Game	44.3	32.9
Rushing Yards Per Game	112.8	108.5
Rushing Yards Per Attempt	2.5	3.3
Rushing Touchdowns	4	6
Attempts Per Rushing TD	88.5	43.8
Passing Attempts Per Game	21.8	31.5
Passing Completions Per Game	10.1	16.9
Passing Completion Percentage	46.6	53.6
Passing Yards Per Game	111.1	186.8
Passing Yards Per Attempt	5.1	5.9
Passing Yards Per Completion	11	11.1
Play Selection	67% run, 33% pass 51.1% run, 48.9% pass	
Interceptions	12	7
Pass Attempts Per Interception	14.5	36
Passing Touchdowns	5	6
Attempts Per Passing TD	34.8	42
Completions Per Passing TD	16.2	22.5
TD-To-Interception Ratio	.4:1	.9:1
Passing Efficiency Rating	85.2	105.7
Fumbles Recovered	10	5
Total Turnovers	22	12
Offensive Plays Per Turnover	24	42.9
Penalties Per Game	5.3	9
Penalty Yards Per Game	43.1	71.6
Punts Per Game	7.6	6.1
Total Touchdowns	9	12

### **THIRTY BELOW**

- In an age where offense rules the day, UK's defense has been one of the nation's best in keeping opponents from running away with games.
- UK ranks tied for fourth nationally in consecutive games without allowing more than 30 points:

19 - Fresno State  
 18 - LSU  
 13 - Clemson

9 - Cincinnati, **KENTUCKY**, Michigan, Miss. State, North Texas, Notre Dame, Utah

### **Linebackers**

- First-year outside linebackers coach Brad White inherited one of the nation's top pass rushers, Josh Allen, when he came on board in the spring.
- Allen has been a force on the outside, improving his numbers each season even as he sees more and more attention from opponents. The senior could have left for the NFL Draft but decided to come back for his final year, giving the Cats one of scariest pass rushers in the country.
- Allen has begun his senior year with a bang, totaling 56 tackles, 14.5 for loss, 10.0 sacks, and he caused a fumble that UK returned for a touchdown to clinch the win over Florida. He also caused a fumble on Vanderbilt's final possession to preserve the win over the Commodores.
- Weakside linebacker Jordan Jones has 46 tackles, including 3.5 for loss, and had four pass breakups vs. Murray State. He missed four games last season due to injury but is looking to return to his 2016 form when he totaled 109 tackles and earned All-SEC honors.
- Sophomore Jamar "Boogie" Watson started the opener at strongside linebacker and had a career-high six tackles, along with a pass breakup. He has four sacks on the season.
- Junior middle linebacker Kash Daniel is the successor to the graduated Courtney Love after a two-year apprenticeship. Daniel has 55 tackles, including a career-high 11 in wins over Central Michigan, Florida and Vanderbilt.
- Seeing significant reserve action at the inside linebacker posts are redshirt freshman Jamin Davis (seven tackles, one interception) and true freshmen DeAndre Square (18 tackles) and Chris Oats (11 tackles).
- Oats made his first career start at Texas A&M, notching his first career sack in the process.

### **Secondary**

- Coach Steve Clinkscale is in his third season as the secondary coach and is joined by Dean Hood, who is sliding from linebackers to work with the defensive backs. The pair has nine experienced players to utilize, which gives UK one of the deepest units in the SEC at cornerback and safety.
- UK opponents have completed only 53.6 percent of their passes this season and the Wildcats rank 12th in the nation in pass efficiency defense.
- Senior safety Mike Edwards has earned a reputation as one of the league's top defensive backs. He was first-team All-SEC as a junior and second-team All-SEC as a sophomore. He flirted with declaring for the NFL Draft a year early but returned in 2018.



**MIKE EDWARDS**  
SENIOR | DEFENSIVE BACK

# CHART TOPPERS

### KENTUCKY CAREER INTERCEPTION LEADERS

1. Darryl Bishop (1971-73)	14
2. Wilbur Jamerson (1947-50)	11
Tony Mayes (1983-86)	11
4. Larry Carter (1977-79)	10
Buzz Burnam (1970-72)	10
Marcus McClinton (2004-08)	10
<b>7. Mike Edwards (2015-Present)</b>	<b>9</b>

- Edwards has nine career interceptions, one this season.

### Most Career INTs Among Active SEC Players

<b>9</b>	<b>Mike Edwards, Kentucky</b>
8	Mark McLaurin, Mississippi State
8	Greedy Williams, LSU

### Most Career Passes Defended Among Active SEC Players

<b>30</b>	<b>Derrick Baity, Kentucky</b>
<b>29</b>	<b>Mike Edwards, Kentucky</b>
29	Deandre Baker, Georgia

- Senior Darius West has six pass breakups and three interceptions. He is third in the SEC in total passes defended.
- West leads the team in tackles with 58 and had a game-tying 40-yard fumble return for a touchdown in the closing minutes of regulation at Texas A&M. He also had an interception in that game.



**JOSH ALLEN**  
SENIOR | LINEBACKER

# CHART TOPPERS


### KENTUCKY CAREER QUARTERBACK SACKS

1. Oliver Barnett (1986-89)	26
<b>2. Josh Allen (2015-Present)</b>	<b>24.5</b>
3. Alvin "Bud" Dupree (2011-14)	23.5
4. Dennis Johnson (1998-2001)	19
5. Jeremy Jarmon (2006-08)	17.5

- Sophomore Davonte Robinson is a backup safety. He has 16 tackles this season and, on the final play of the game, returned a fumble 30 yards for a touchdown at Florida. He had a career-high tackles with seven against Vanderbilt.

- Seniors Derrick Baity Jr. and Chris Westry are back together for a final season as two of the most experienced players in the SEC. The two have played in 90 combined games with 69 starts and snatched nine interceptions. Both players have more than 100 career tackles and at least 13 pass breakups. Baity was named SEC co-Defensive Player of the Week after having a hand in three turnovers in the second half of the Cats' 23-13 road win at South Carolina last season.

- Junior Jordan Griffin has been a luxury for the Cats the past two seasons, a player capable of starting who gave the defense four legitimate SEC cornerbacks against offenses increasingly deploying more receivers. Griffin has two pass breakups this season.



**JOSH ALLEN**  
SENIOR | LINEBACKER

# CHART TOPPERS

### KENTUCKY CAREER TACKLES FOR LOSS (SINCE 1977)

1. Bud Dupree (2011-14)	37
Vincent Burns (2002-04)	37
Marlon McCree (1997-2002)	37
<b>4. Josh Allen (2015-Present)</b>	<b>34</b>
5. Danny Trevathan (2008-11)	32.5
6. Jeremy Jarmon (2006-08)	30
7. Richard Jaffe (1976-79)	29
8. Corey Peters (2006-09)	28
Dennis Johnson (1998-99, 2001)	28
10. Denzil Ware (2015-17)	26.5
Dewayne Robertson (2000-02)	26.5

- Junior college transfer Lonnie Johnson Jr. showed big-time playmaking ability at cornerback in his first season at UK with 41 total tackles, 3.0 tackles for loss, 1.0 sack and five pass breakups. He also blocked an extra point against Eastern Kentucky and started the final five games of the season. With a year of experience he is considered an important piece of the defensive puzzle in 2018.
- Freshman Tyrell Ajian has seen action as a sixth defensive back and had a crucial interception and pass breakup in the win over Mississippi State.


### Defensive Line

- In his second season on the UK staff defensive line, coach Derrick LeBlanc likes what he sees this season. Despite not having a senior starter in 2017 the Cats held six





 **David Pollack** @davidpollack47  
 What can't Josh Allen do for Kentucky? Rushers the passer, covers, tackles, runs things down from the backside. Crazy good player!  
 10/6/18, 9:03 PM

 **Marcus Spears** @mspears96  
 Best defensive player in the #SEC plays for @UKFootball his number is #41 if you don't believe watch the game!  
 10/6/18, 9:03 PM

opponents to less than 100 yards rushing, the first time a UK defense had done that since 1949.

- UK has played eight down linemen so far this season, the best depth the Wildcats have had on the front line in many years.
- Senior Adrian Middleton is in his third season as the starting defensive tackle. He has 74 tackles, including 11.0 for loss, during his career.
- Junior T.J. Carter really came on the second half of the 2017 season with three tackles for loss and three sacks over the final five games of the regular season. The defensive end started 12 games and recorded 18.0 tackles to go along with the tackles for loss and sacks. He also had two quarterback hurries and a pass breakup.
- UK was hit with heartbreaking news in fall camp when sophomore defensive end Josh Paschal was diagnosed with melanoma in his right foot. Paschal is undergoing treatment and his return is uncertain. Last season, he showed flashes of brilliance with 4.5 tackles for loss and 3.5 sacks and had bulked up to 278 pounds in the offseason. He had a critical blocked punt in the win over Eastern Michigan and was named SEC Special Teams Player of the Week.
- The towering presence on the UK defensive line is Calvin Taylor Jr., who stands 6-foot-9. The junior earned his first start against Northwestern in the Music City Bowl and finished the 2017 season with 22 tackles, 1.0 tackle for loss and 1.0 sack.
- Senior Tymere Dubose is part of the Youngstown-Lexington pipeline and as emerged as a starter during his senior season. In 26 career games he has 18 tackles and 2.5 tackles for loss and a sack.
- Sophomore nose guard Quinton Bohanna opened some eyes in 2017 as a true freshman, stepping in and playing very well without having any collegiate experience. The 340-pounder started the final five games of the season and was credited with 14 tackles on the year.
- He forced and recovered a game-changing,

- fourth quarter fumble in this season's win over Vanderbilt.
- Junior Phil Hoskins and sophomore Kordell Looney provide much-needed depth on the interior of the line. Hoskins has sacks on the road at Florida and Texas A&M.

**DEPTH CHARGE IN THE D-LINE**

- A key factor of the Kentucky defense this season has been the improved depth in the down lineman positions – noseguard, tackle and end -- in UK's 3-4 defense.
- Eight Wildcats have seen significant action this season in the D-Line – noseguards Quinton Bohanna, Tymere Dubose and Marquan McCall; tackles Adrian Middleton and Phil Hoskins; and ends Calvin Taylor, Kordell Looney and T.J. Carter. A year ago, UK used fewer players and the starters played significantly more snaps.
- The ability to keep a fresher rotation in the game is paying off significantly. This year's D-Line has combined for 11 tackles for loss, including 5.5 quarterback sacks, to this point of the season. For the entire season last year, the interior linemen had 11 TFL and five sacks.

**LIVING ON THE EDGE**

- Kentucky pass rushing aficionado Josh Allen has taken up residence in opposing quarterbacks' minds for several years but now has a young protege who is looking to be the Cats' next great edge rusher.
- Allen has 24.5 sacks and 34.0 tackles for loss in 46 career games. He also has forced 11 fumbles, picked off a pass and registered 12 quarterback hurries. His 11 forced fumbles ties the UK career record shared with Danny Trevathan (2008-11).
- Through eight games this season, Allen has totaled 56 tackles, 14.5 tackles for loss, 10.0 sacks, five QB hurries, five forced fumbles and four pass break-ups. He leads the SEC and is third nationally in TFL per game.
- He leads the SEC with 10.0 sacks, which is good for second nationally.
- Allen is just the only FBS player since 2000 to have at least 56 tackles, 14.5 tackles for loss, 10 sacks, four passes defended and five forced fumbles in the first eight games of a season.

**Most Career Sacks Among All Active FBS Players**

38.0	Jaylon Ferguson, Louisiana Tech
29.5	Oshane Ximines, Old Dominion
<b>24.5</b>	<b>Josh Allen, Kentucky</b>

**ALLEN'S SACKS SET THE TONE**

- Josh Allen's sacks so far this season have set the tone for the defense.
- Nine of Allen's 10 sacks have come in the second half, including six in the fourth quarter and three in the third.

- fourth quarter fumble in this season's win over Vanderbilt.
- Junior Phil Hoskins and sophomore Kordell Looney provide much-needed depth on the interior of the line. Hoskins has sacks on the road at Florida and Texas A&M.

**DEPTH CHARGE IN THE D-LINE**

- A key factor of the Kentucky defense this season has been the improved depth in the down lineman positions – noseguard, tackle and end -- in UK's 3-4 defense.
- Eight Wildcats have seen significant action this season in the D-Line – noseguards Quinton Bohanna, Tymere Dubose and Marquan McCall; tackles Adrian Middleton and Phil Hoskins; and ends Calvin Taylor, Kordell Looney and T.J. Carter. A year ago, UK used fewer players and the starters played significantly more snaps.
- The ability to keep a fresher rotation in the game is paying off significantly. This year's D-Line has combined for 11 tackles for loss, including 5.5 quarterback sacks, to this point of the season. For the entire season last year, the interior linemen had 11 TFL and five sacks.

**LIVING ON THE EDGE**

- Kentucky pass rushing aficionado Josh Allen has taken up residence in opposing quarterbacks' minds for several years but now has a young protege who is looking to be the Cats' next great edge rusher.
- Allen has 24.5 sacks and 34.0 tackles for loss in 46 career games. He also has forced 11 fumbles, picked off a pass and registered 12 quarterback hurries. His 11 forced fumbles ties the UK career record shared with Danny Trevathan (2008-11).
- Through eight games this season, Allen has totaled 56 tackles, 14.5 tackles for loss, 10.0 sacks, five QB hurries, five forced fumbles and four pass break-ups. He leads the SEC and is third nationally in TFL per game.
- He leads the SEC with 10.0 sacks, which is good for second nationally.
- Allen is just the only FBS player since 2000 to have at least 56 tackles, 14.5 tackles for loss, 10 sacks, four passes defended and five forced fumbles in the first eight games of a season.

**Most Career Sacks Among All Active FBS Players**

38.0	Jaylon Ferguson, Louisiana Tech
29.5	Oshane Ximines, Old Dominion
<b>24.5</b>	<b>Josh Allen, Kentucky</b>

**ALLEN'S SACKS SET THE TONE**

- Josh Allen's sacks so far this season have set the tone for the defense.
- Nine of Allen's 10 sacks have come in the second half, including six in the fourth quarter and three in the third.





fourth quarter fumble in this season's win over Vanderbilt.

- Junior Phil Hoskins and sophomore Kordell Looney provide much-needed depth on the interior of the line. Hoskins has sacks on the road at Florida and Texas A&M.

### DEPTH CHARGE IN THE D-LINE

- A key factor of the Kentucky defense this season has been the improved depth in the down lineman positions – noseguard, tackle and end -- in UK's 3-4 defense.
- Eight Wildcats have seen significant action this season in the D-Line – noseguards Quinton Bohanna, Tymere Dubose and Marquan McCall; tackles Adrian Middleton and Phil Hoskins; and ends Calvin Taylor, Kordell Looney and T.J. Carter. A year ago, UK used fewer players and the starters played significantly more snaps.
- The ability to keep a fresher rotation in the game is paying off significantly. This year's D-Line has combined for 11 tackles for loss, including 5.5 quarterback sacks, to this point of the season. For the entire season last year, the interior linemen had 11 TFL and five sacks.

### LIVING ON THE EDGE

- Kentucky pass rushing aficionado Josh Allen has taken up residence in opposing quarterbacks' minds for several years but now has a young protege who is looking to be the Cats' next great edge rusher.
- Allen has 24.5 sacks and 34.0 tackles for loss in 46 career games. He also has forced 11 fumbles, picked off a pass and registered 12 quarterback hurries. His 11 forced fumbles ties the UK career record shared with Danny Trevathan (2008-11).
- Through eight games this season, Allen has totaled 56 tackles, 14.5 tackles for loss, 10.0 sacks, five QB hurries, five forced fumbles and four pass break-ups. He leads the SEC and is third nationally in TFL per game.
- He leads the SEC with 10.0 sacks, which is good for second nationally.
- Allen is just the only FBS player since 2000 to have at least 56 tackles, 14.5 tackles for loss, 10 sacks, four passes defended and five forced fumbles in the first eight games of a season.

### Most Career Sacks Among All Active FBS Players

38.0	Jaylon Ferguson, Louisiana Tech
29.5	Oshane Ximines, Old Dominion
24.5	<b>Josh Allen, Kentucky</b>

### ALLEN'S SACKS SET THE TONE

- Josh Allen's sacks so far this season have set the tone for the defense.
- Nine of Allen's 10 sacks have come in the second half, including six in the fourth quarter and three in the third.

- Of the opponents' nine offensive drives in which Josh Allen has registered a sack, the opponents have had a total of 59 plays run for 153 yards of total offense, just 2.59 yards per play. Those nine drives resulted in zero points scored, six punts, and four turnovers. Here's a breakdown:

- > vs. Central Michigan: 3 plays, -4 yards, punt
- > at Florida: 3 plays, 24 yards, turnover (fumble) returned for a touchdown
- > vs. Mississippi State: 3 plays, -4 yards, punt
- > vs. South Carolina: 3 plays, 0 yards, punt
- > vs. South Carolina: 20 plays, 71 yards, turnover (interception)
- > vs. South Carolina: 8 plays, 27 yards, turnover on downs
- > vs. Vanderbilt: 7 plays, 17 yards, punt
- > vs. Vanderbilt: 6 plays, 30 yards, turnover (fumble)
- > at Missouri: 3 plays, -6 yards, punt
- > at Missouri: 3 plays, -2 yards, punt

### BENNY IN THE RECORD BOOKS

Throughout his career, Benny Snell Jr. has continued to etch his name into the Kentucky record books. Here's a snapshot of his records in each of his three seasons:

### FRESHMAN:

- In 2016, earned All-SEC Freshman honors after rushing a team-high 186 times for 1,091 yards and 13 touchdowns, averaging 5.9 yards per carry
- The 1,091 rushing yards is a school record for most rushing yards by a freshman, besting Moe Williams who had 928 rushing yards as a freshman in 1993
- Had 13 rushing touchdowns, breaking Randall Cobb (2008)'s record for most rushing TDs by a UK freshman (7) and most total touchdowns (9)
- Had the most rushing TDs in a single season (13) since Artose Pinner had 13 in 2002
- With 152 yards against Austin Peay, he eclipsed 100 yards on the ground for the fifth time, setting the school's freshman record for most 100-yard rushing games in a season
- First UK player with a rushing touchdown in three consecutive games since Derrick Locke in 2010 and first freshman with a rushing touchdown in three consecutive games since Randall Cobb in 2008
- First freshman in school history to have 100 rushing yards and a rushing touchdown in three consecutive games
- His career-high 192 yards rushing vs. Mizzou set a school record for most rushing yards by a freshman in a single game ... Previous high was Derick Logan's 186 yards against Mississippi State on Nov. 9, 1996
- The 192 rushing yards tied for the ninth most in a single game in school history and the most since Rafael Little rushed for 198 yards vs. Vanderbilt on Nov. 12, 2005

- His 38 carries vs. Mizzou were the most since Derick Logan had 41 attempts vs. Mississippi State in 1996
- His five rushing TDs in the first four games of 2016 were the most by a UK player in his first four games of his freshman season in school history
- Had one of the best rushing touchdown-to-carry ratios by any Kentucky player since rushing TDs were tracked at UK beginning in 1949 (min. 100 career carries)
- Finished ninth in the SEC in total rushing yards per game (83.9)

### SOPHOMORE:

- In 2017, earned All-SEC First Team honors after totaling 1,333 total rushing yards and 19 TDs
- Set the UK career record for rushing TDs (32)
- Became the first player in school history to rush for 1,000 yards in consecutive seasons
- Set the school record for most rushing yards by a sophomore
- Became just the third player in SEC history to have at least 1,000 rushing yards and at least 13 rushing touchdowns in both his freshman and sophomore seasons, joining Herschel Walker (Georgia, 1980-1981) and Knowshon Moreno (Georgia, 2007-2008)
- Set school record for most total touchdowns in a season in 2017 (19), most rushing touchdowns in a season (19) and most points in a season (116)
- Had seven 100-yard games (tied for second in school history)
- Finished third in the SEC in total rushing yards and rushing yards per game (102.5)

### JUNIOR (Career charts on page 37):

- Leads the SEC and ranks eighth nationally in total rushing yards (935)
- Leads the SEC and ranks 10th nationally in rushing yards per game (116.9)
- Tied for second in the SEC and ranks 15th nationally in rushing TDs (9)
- Leads the SEC and 25th nationally in all-purpose yards per game (126.3)
- Fourth in the SEC and 28th nationally in total TDs (9)
- Ranks second on UK's career rushing list with 3,359 yards
- Only the fifth player in SEC history to reach 2,400 career yards prior to his junior season
- School record for career rushing touchdowns and career total touchdowns with 41
- Ranks third on UK's career scoring list with 248 points
- Ranks third on UK's career rushing attempts list with 627
- Has 16 100-yard games in his career which ranks second in school history ... Three already this season
- Kentucky is 13-3 when Snell rushes for at least 100 yards





**Most Career Rushing TDs Among All Active FBS Players**

- 59 Devin Singletary, Florida Atlantic
- 50 Myles Gaskin, Washington
- 41 **Benny Snell Jr., Kentucky**

**Most Career Rushing Yards Among Active FBS Juniors**

- 3,778 Devin Singletary, Florida Atlantic
- 3,385 Justice Hill, Oklahoma State
- 3,359 **Benny Snell Jr., Kentucky**

**Most Career Points Per Game Among All Active FBS Non-Kickers**

- 10.6 Devin Singletary, Florida Atlantic
- 9.0 Zach Abey, Navy
- 7.3 **Benny Snell Jr., Kentucky**

**Most Career Rushing Touchdowns Prior To Senior Season, SEC History**

- 49 Herschel Walker, Georgia (1980-1982)
- 43 Tim Tebow, Florida (2006-2008)
- 42 Derrick Henry, Alabama (2013-2015)
- 42 Mark Ingram, Alabama (2008-2010)
- 41 **Benny Snell, Kentucky (2016-present)**
- 41 Darren McFadden, Arkansas (2005-2007)

**#SNELLYEAH**

- Benny Snell Jr., has earned a reputation as one of the nation's fiercest runners, flashing the speed to take it the house but also an ability and willingness to run through defenders for the touch yardage that moves the chains. The proof is in the YAC (yards after contact):
- Snell accumulated 897 rushing yards after contact in his his first two seasons, which includes yardage lost on negative rush plays.
- The total ranked eighth nationally in 2017 according to *Pro Football Focus*.
- Snell leads all returning SEC running backs with 44 missed tackles forced on his rushing attempts, 14 more than Alabama's Damien Harris and Mississippi State's Aeris Williams.

**QUICKEST TO 3,000**

- Benny Snell Jr., has 3,359 career rushing yards through 32 career games with at least one rushing attempt. He's the quickest player in school history to reach 3,000 career rushing yards. Moe Williams reached 3,000 career rushing yards in his 32nd game with a rushing attempt and Sonny Collins reached 3,000 career rushing yards in his 33rd game with a rushing attempt.
- He's the fifth SEC player since 2000 to reach 3,000 career rushing yards within their first 30 career games with a rushing attempt.

**Fewest Career Games With A Rushing Attempt To Reach 3,000 Career Rushing Yards, SEC Players (Since 2000)**

- 1. 26 Leonard Fournette, LSU (2014-2016)
- 2. 27 Darren McFadden, Arkansas (2005-2007)



**BENNY SNELL JR.**  
JUNIOR | RUNNING BACK

**CHART TOPPERS**

**KENTUCKY CAREER 100-YARD RUSHING GAMES**

1. Sonny Collins (1972-75)	18
2. <b>Benny Snell Jr. (2016-Present)</b>	<b>16</b>
3. Rafael Little (2004-07)	13
Moe Williams (1993-95)	13
5. Stanley "Boom" Williams (2014-16)	11
Artose Pinner (1999-2002)	11
7. George Adams (1981-84)	10



**BENNY SNELL JR.**  
JUNIOR | RUNNING BACK

**CHART TOPPERS**

**KENTUCKY CAREER RUSHING ATTEMPTS**

1. Sonny Collins (1972-75)	777
2. George Adams (1981-84)	638
3. <b>Benny Snell Jr. (2016-Present)</b>	<b>627</b>
4. Moe Williams (1993-95)	618
5. Rafael Little (2004-07)	580
6. Mark Higgs (1984-87)	532
7. Derrick Locke (2007-10)	518



**BENNY SNELL JR.**  
JUNIOR | RUNNING BACK

**CHART TOPPERS**

**KENTUCKY CAREER RUSHING LEADERS**

1. Sonny Collins (1972-75)	3,835
2. <b>Benny Snell Jr. (2016-Present)</b>	<b>3,359</b>
3. Moe Williams (1993-95)	3,333
4. Rafael Little (2004-07)	2,996
5. Mark Higgs (1984-87)	2,892
6. George Adams (1981-84)	2,648
7. Derrick Locke (2007-10)	2,618
8. Stanley "Boom" Williams (2014-16)	2,511
9. Artose Pinner (1999-2002)	2,105
10. Marc Logan (1983-86)	1,769





**BENNY SNELL JR.**  
JUNIOR | RUNNING BACK

# CHART TOPPERS

**KENTUCKY CAREER RUSHING TOUCHDOWNS**

1. Benny Snell Jr. (2016-Present)	41
2. Moe Williams (1993-95)	26
Sonny Collins (1972-75)	26
4. Mark Higgs (1984-87)	25
George Adams (1981-84)	25
Derrick Ramsey (1975-77)	25

- 3. 29 Benny Snell Jr., Kentucky (2016-18)**  
29 Nick Chubb, Georgia (2014-2016)  
29 Todd Gurley, Georgia (2012-2014)

**Fewest Career Games With A Rushing Attempt To Reach 40 Career Rushing Touchdowns, SEC History**

1. 28 Herschel Walker, Georgia (1980-1982)  
2. **29 Benny Snell, Kentucky (2016-present)**

**CONRAD AMONG TOP UK TIGHT ENDS**

Senior tight end C.J. Conrad has proven to be one of the most dangerous players at his position in the country and continues to move up the UK career charts in his final season.

**Career Receptions-to-TD Ratio**

- |                                     |               |
|-------------------------------------|---------------|
| 1. Aaron Boone (2001-02)            | 3.69:1        |
| 2. Howard Schnellenberger (1952-55) | 4:1           |
| 3. Steve Meilinger (1951-53)        | 4.41:1        |
| 4. Al Bruno (1948-50)               | 4.73:1        |
| 5. Stevie Johnson (2006-07)         | 5.14:1        |
| 6. Lance Mickelson (1997-98)        | 5.33:1        |
| <b>C.J. Conrad (2015-present)</b>   | <b>6.80:1</b> |

**Most Career Receiving TD's by Tight End**

- |                                      |           |
|--------------------------------------|-----------|
| 1. James Whalen (1997-99)            | 13        |
| 2. Jacob Tamme (2004-07)             | 11        |
| <b>3. C.J. Conrad (2015-present)</b> | <b>10</b> |
| 4. Derek Smith (1999-2001)           | 9         |

**Most Career Receiving Yards by Tight End**

- |                                      |            |
|--------------------------------------|------------|
| 1. Jacob Tamme (2004-07)             | 1,417      |
| 2. James Whalen (1997-99)            | 1,324      |
| 3. Derek Smith (1999-2001)           | 1,224      |
| <b>4. C.J. Conrad (2015-present)</b> | <b>823</b> |
| 5. Jim Campbell (1978-81)            | 793        |
| 6. Mark Wheeler (1983-86)            | 735        |

**COMEBACK CATS**

The Cats' never-say-die attitude and dedication to mental toughness has shined in recent seasons, including the 2018 season opener vs. Central Michigan when they erased a 17-7 deficit on the way to a 35-20 victory and a 14-3 fourth quarter deficit at Missouri. Since 2014, UK has more wins than any SEC program when trailing by at least 10 points at some point during the game.

9 - KENTUCKY

7 - South Carolina, Tennessee

**DOUBLE DIPPING**

- Heading into the 2018 season there are only seven schools in FBS/Division I that maintain at least two straight seasons of playing in a bowl game and the basketball program earning a bid to the NCAA men's basketball tournament. Kentucky has done so in consecutive years after making the TaxSlayer Bowl and Franklin American Mortgage Music City Bowl:

West Virginia - 4



**BENNY SNELL JR.**  
JUNIOR | RUNNING BACK

# CHART TOPPERS

**KENTUCKY CAREER SCORING LEADERS**

1. Austin MacGinnis (2014-17)	359
2. Lones Seiber (2006-09)	305
<b>3. Benny Snell Jr. (2016-Present)</b>	<b>248</b>
4. Joey Warley (1984-87)	246
5. Seth Hanson (1997-98, 2000-01)	232
6. Taylor Begley (2002-05)	226
Randal Cobb (2008-10)	226
8. Craig Yeast (1995-98)	192
9. Craig McIntosh (2009-12)	174
10. Doug Pelfrey (1990-92)	167



**BENNY SNELL JR.**  
JUNIOR | RUNNING BACK

# CHART TOPPERS

**KENTUCKY CAREER TOUCHDOWNS SCORED**

1. Benny Snell Jr. (2016-Present)	41
2. Randal Cobb (2008-10)	37
3. Craig Yeast (1995-98)	32
4. Moe Williams (1993-95)	27
George Adams (1981-84)	27
Rodger Bird (1963-65)	27
Derrick Locke (2007-10)	27





## KENTUCKY IN OVERTIME GAMES

Date	Opponent	Home/Away	Number of Overtimes	Final Score
Oct. 4, 1997	Alabama	Home	1	W, 40-34
Sept. 2, 2000	Louisville	Away	1	L, 40-34
Nov. 1, 2003	Arkansas	Home	7 (NCAA record)	L, 71-63
Oct. 13, 2007	LSU	Home	3	W, 43-37
Nov. 24, 2007	Tennessee	Home	4	L, 52-50
Nov. 28, 2009	Tennessee	Home	1	L, 30-24
Sept. 15, 2012	Western Kentucky	Home	1	L, 32-31
Sept. 13, 2014	Florida	Away	3	L, 36-30
Oct. 3, 2015	Eastern Kentucky	Home	1	W, 34-27
Oct. 6, 2018	Texas A&M	Away	1	L, 20-14

Miami (Fla.) - 3

Michigan - 3

**KENTUCKY - 2**

Florida State - 2

Kansas State - 2

Virginia Tech - 2

### SNAP TO IT

- Kentucky entered the season without any quarterback on its roster having ever stepped on the playing field during a game, as none of the Cats' top four projected quarterbacks have taken an FBS snap. Furthermore, this is the first time since 2000 that the Cats open a season without a quarterback having thrown a single pass.
- The Cats are one of the few programs in the country in that position this season, with Minnesota and Nebraska also opening the year without any experience. For Kentucky, returnees Danny Clark, Gunnar Hoak and Walker Wood all watched the 2017 season, while signee Terry Wilson came from junior college after a redshirt season at Oregon. Nebraska will have a transfer with FBS experience on its roster but he is sitting out as a transfer, while Minnesota has only freshmen and redshirt freshmen.

### HELLO, I'M NEW HERE

- Although Kentucky is one of the more experienced teams in the country this season a new wave of talent is on the way, with 28 players making their Wildcat debut in the 2018.
- Offense: TE Brendan Bates, WR Brayden Berezowitz, QB Danny Clark, WR Allen Dailey Jr., OL Sebastien Dolcine, OL Austin Dotson, WR Akeem Hayes, QB Gunnar Hoak, OL Darian Kinnard, OT E.J. Price, RB Christopher Rodriguez Jr., TE/FB Drew Schlegel, WR Brett Slusher, WR Ahmad Wagner OT Naasir Watkins and QB Terry Wilson.
  - Defense: S Tyrell Ajian, DB Jamari Brown, S Yusuf Corker, LB Jamin Davis, CB Stanley Garner, DL Davoan Hawkins, DL Marquan McCall, CB Michael Nesbitt, LB Chris Oats, LB DeAndre Square, LB Jordan Wright
  - Special Teams: P Max Duffy

### BUTLER NAMED SEMIFINALIST FOR CAMPBELL AWARD

- Senior kicker Miles Butler has been named a semifinalist for the prestigious 2018 Campbell Award which recognizes the nation's best football scholar-athlete.
- Butler earned a full scholarship from head coach Mark Stoops during fall camp for his work ethic on and off the field during his four-year career as a Wildcat.
- Butler excels in the classroom and in leadership roles. He is on track to graduate in December with a perfect 4.0 grade point average and will earn two degrees in finance and accounting, along with a minor in economics. He is a three-time SEC Honor Roll member and has been named to the Dean's List seven semesters. This summer, Butler completed an internship with Financial Intern, Ullico in Washington, D.C.
- Butler is a Beta Alpha Psi Business/Accounting fraternity member and the coordinator/tutor for the LEAP Tutoring Lab where he was selected as the student coordinator in the summer of 2017. He oversees all tutors, coordinates schedules, attends meetings with faculty to help improve accounting curriculum across the college of business. He also serves as the team liaison with the athletic ticket office and serves as a recruitment liaison by hosting, meeting with, and giving tours to potential special team recruits and their families.
- He's also been active in community service projects, working with the Special Olympics, serving food to homeless people for Lighthouse Ministries, volunteering at the Indian Summer Camp for children's cancer survivors and participating in food packing and delivery for God's Pantry.

### EARNED NOT GIVEN

A trio of Wildcats earned the ultimate sign of respect from the coaching staff, being rewarded with full scholarships after arriving in Lexington as walk-ons. Senior wide receiver David Bouvier, senior kicker Miles Butler and junior running back Zach Johnson all were placed on scholarship in a team meeting during training camp, sending teammates into a frenzy of happiness.

## HONORING THE CATS IN 2018

### KENTUCKY

- \* Reveal Suits National Team of the Week (9/10)

### JOSH ALLEN

- \* Butkus Award Semifinalist
- \* Bednarik Award Semifinalist
- \* Midseason All-America Team - ESPN, Sporting News
- \* SEC Defensive Player of the Week (9/10), (9/24), (10/1), (10/29)
- \* First-Team Preseason All-SEC (Coaches)
- \* First-Team Preseason All-SEC (Street and Smith's)
- \* Second-Team Preseason All-SEC (Media, Phil Steele, Lindy's)
- \* Third-Team Defense Preseason All-SEC (Athlon Sports)

### GEORGE ASAFO-ADJEI

- \* SEC Offensive Lineman of the Week (10/1), (10/22)

### DERRICK BAITY

- \* Preseason Third-Team All-SEC (Lindy's)

### MILES BUTLER

- \* Campbell Award Semifinalist

### LYNN BOWDEN JR.

- \* SEC Special Teams Player of the Week (10/29)
- \* Third-Team All-Purpose and Return Specialist Preseason All-SEC (Coaches)
- \* Third-Team All-Purpose Preseason All-SEC (Athlon Sports)

### C.J. CONRAD

- \* Third-Team Preseason All-SEC (Coaches)
- \* Third-Team Preseason All-SEC (Media)
- \* Second-Team Preseason All-SEC (Athlon Sports, Phil Steele, Lindy's)

### MIKE EDWARDS

- \* First-Team Preseason All-SEC (Coaches, Athlon Sports, Street and Smith's, Lindy's)
- \* Second-Team Preseason All-SEC (Media)

### BENNY SNELL JR.

- \* Maxwell Trophy Semifinalist
- \* First-Team Preseason All-SEC (Coaches, Media, Athlon Sports, Phil Steele, Street and Smith's, Lindy's)
- \* College Football Performance Awards - HM (9/24)

### BUNCHY STALLINGS

- \* Midseason All-America Team - ESPN
- \* SEC Offensive Lineman of the Week (9/10), (9/24)
- \* Third-Team Preseason All-SEC (Athlon Sports)

### TERRY WILSON

- \* Manning Award Quarterback of the Week (9/13)
- \* Manning Award "Stars of the Week" (9/10)
- \* Davey O'Brien Award's Great 8 List (9/10)

- Bouvier (Lexington, Ky.) is a local product who has shown an aptitude for special teams and caught a nine-yard pass in the 2016 TaxSlayerBowl. The 5-foot-9, 168-pounder is a three-time member of the SEC Academic Honor Roll and three-time Dean's List honoree. He caught a scoring pass in each of the Cats' first two games of 2018.
- Butler (Paducah, Ky.) has the most playing experience of the three, having handled punt duties during the Vanderbilt game last season, when he averaged 38.7 yards on three kicks, with all three punts being placed within the 20-yard line. In 2015, he made all four of his field goal attempts and 11 of 12





CATS IN THE PROS

A total of nine former Kentucky Wildcats are currently on National Football League rosters, with two additional players in the CFL. Here is the list, along with their years at UK:

- Arizona Cardinals #98 Corey Peters, DT (2006-09)
Baltimore Ravens #90 Za'Darius Smith, OLB (2013-14)
Chicago Bears #59 Danny Trevathan, LB (2008-11)
Green Bay Packers #18 Randall Cobb, WR (2008-10)
New Orleans Saints #75 Larry Warford, G (2009-12)
New York Jets #54 Avery Williamson, LB (2010-13)
Pittsburgh Steelers #48 Bud Dupree, OLB (2011-14) #41 Farrington Huguenin, LB (2012-15)
Tennessee Titans #59 Wesley Woodyard, LB (2004-07)



CATS IN THE CFL

- Cory 'C.J.' Johnson, DT (2014-15) Winnipeg Blue Bombers
Micah Johnson, LB (2006-09) Calgary Stampeders

PATs. His career long field goal is 46 yards. The 5-foot-9, 165-pounder has been named to the Dean's List for seven semesters and earned SEC Academic Honor Roll for 2015-17. Johnson (Cincinnati, Ohio) is in his third season with the program after opting to walk on out of Colerain High School. The 5-foot-10, 185-pound back saw action in eight games last season on special teams and returned a pair of kickoffs for 35 yards.

HERE, THERE, EVERYWHERE

- While most college football programs recruit regionally, Kentucky has expanded its reach as far west as Colorado, east to New Jersey, north to Michigan and south to Florida. Furthermore, the Cats have a second punter/kicker in as many years from Australia, tapping into the ranks of young men who have a history with Australian rules football. The Cats' geographic roster breaks down in 17 different states and Australia: Ohio (28), Kentucky (27), Florida (19), Georgia (11), Maryland (3), Oklahoma (3), Tennessee (3), Alabama (3), Louisiana (2), Michigan (2), Colorado (1), Indiana (1), Mississippi (1), New Jersey (1), North Carolina (1), Virginia (1), South Carolina (1) and Australia (1).

WHAT'S IN A NAME?


- UK's uniform preparers have a little extra work to do this season and a little less space

with which to do it. The Cats have 10 players whose names have 'Jr.' in it, two that are hyphenated and three that could stump even the top finishers in the National Spelling Bee. The 10 players who are a 'Jr.' include: Derrick Baity Jr., Lynn Bowden Jr., Allen Dailey Jr., Christopher Rodriguez Jr., Cedrick Dort Jr., Lonnie Johnson Jr., E.J. Price (Edward Junior), Benny Snell Jr., Calvin Taylor Jr., and Clevan Thomas Jr. The Cats also have Abule Abadi-Fitzgerald, who has 16 characters in his last name, as well as George Asafo-Adjei and three Berezowitz brothers (Brayden, Bryan and Zac).

HANGING WITH THE HOME-IES

- When Kentucky broke through under former coach Rich Brooks from 2006-09 it was done in large part because of a home-grown nucleus led by quarterback Andre' Woodson (Radcliff), wide receiver Keenan Burton (Louisville), tight end Jacob Tamme (Danville), defensive tackle Corey Peters (Louisville) and others. It's notable that the team once again has a strong group of young men from the Commonwealth. The offensive line that has paved the way for 231.6 rushing yards per game is coached by home-grown John Schlarman and piloted by center Drake Jackson (Versailles). The team's leading tackler is Kash Daniel (Paintsville)

and the game-clinching defensive score vs. Florida came from Davonte Robinson (Lexington).



ROSE IS AN EAGLE

- Junior RB A.J. Rose earned an Eagle Scout, the highest achievement or rank attainable in the Boy Scouting program of the Boy Scouts of America
Only four percent of Boy Scouts are granted this rank after a lengthy review process
Other Notable Eagle Scouts
>> Neil Armstrong - Astronaut
>> Gerald R. Ford - first Eagle Scout to serve as President
>> Peter McLoughlin - President of the Seattle Seahawks
>> Steven Spielberg - Filmmaker
>> Sam Walton - Founder of Wal-Mart
>> Reed Timmer - Famous storm chaser

THE STREAK IS BROKEN ...

- On Sept. 8, Kentucky ended a 31-game drought against the Florida Gators.
Was UK's first win in Gainesville since 1979 and first time UK has defeated a ranked UF team in Gainesville.
Was UK's first win over a ranked Florida team since 1976, when UF was ranked No. 15.
Moved the Cats to 2-0 for the second straight season and fourth time in the past five years.
Won SEC opener for the second year in a row, first time that has been accomplished since 2006-07.
Won SEC road opener for the second year in a row, first time that has been accomplished since 1983-84.
Was Kentucky's first win over a ranked opponent since winning at No. 11 Louisville in 2016.
Was UK's first win over a ranked SEC opponent since No. 25 Missouri in 2015.
Was UK's first road win over a ranked SEC opponent since 1998 at No. 21 LSU.





- Was UK's largest margin of victory in a road win vs. a ranked SEC opponent (11 points) since October 15th, 1977 at LSU (20 points)
- The 16 points scored by Florida was the second-lowest total for the Gators in the series since 1986. The Gators scored 14 in 2015 in a 14-9 win in Lexington.
- Kentucky was the first school to rush for at least 300 yards against Florida since 2002 (Miami (FL), September 7, 2002).
- Benny Snell Jr. was the fourth SEC player since 2000 to rush for 175+ yards at Florida (Travis Stephens, Marcus Lattimore, Trent Richardson).
- Terry Wilson is the only player since 2000 to have at least 150 passing yards and 100 rushing yards in a single game against Florida.
- Game balls were awarded to offensive line coach John Schlarman, who is battling serious illness, and sophomore defensive end Josh Paschal, who is currently out of action while receiving treatment for a malignant melanoma on his foot.
- Kentucky earned Reveal Suits National Team of the Week as selected by the Football Writers Association of America.

#### CATS TIE/IMPROVE WIN TOTAL

UK is one of only two schools in the nation (New Mexico State is the other) that has tied or improved its win total in each of the last six seasons:

- 2012: two wins
- 2013: two wins (first season under Coach Mark Stoops)
- 2014: five wins
- 2015: five wins
- 2016: seven wins
- 2017: seven wins
- 2018: seven wins

#### CATS ON NATIONAL AWARD WATCH LISTS

- Six UK football players have earned a spot on a national award watch lists.
- They are: Josh Allen (Bednarik Award Watch List and Butkus Award Watch List); Lynn Bowden Jr. (Paul Hornung Award Watch List); C.J. Conrad (2018 Allstate AFCA Good Works Team, Mackey Award Watch List, Wuerffel Trophy Watch List); Mike Edwards (Bednarik Award Watch List, Thorpe Award Watch List, Bronko Nagurski Trophy Watch List; Benny Snell Jr. (Doak Walker Award Watch List, Maxwell Award Watch List, Walter Camp Player of the Year Watch List) and Max Duffy (Ray Guy Award).

#### UK ADEPT AT HOLDING THIRD-QUARTER LEADS

- Kentucky has won 42 of its past 44 games when staked to a lead at the end of the third quarter, dating back to a 2008 loss vs. South Carolina.

- UK is 25-2 in the Mark Stoops era when holding a third-quarter lead. The only losses were in 2016 vs. Georgia and 2017 vs. Florida. The Cats avenged the 2017 Florida defeat in 2018 by ending a 31-game losing streak to the Gators.

#### ACADEMIC SUCCESS

- Kentucky currently has two players on its roster who have already earned their undergraduate degrees in David Bouvier and Adrian Middleton.
- Twelve Wildcats (**George Asafo-Adjei, Dorian Baker, Blake Best, Miles Butler, C.J. Conrad, Tymere Dubose, Mike Edwards, Lonnie Johnson, Bunchy Stallings, Calvin Taylor, Darius West and Tristan Yeomans**) are all expected to graduate in December with their undergraduate degrees
- Last season, Kentucky had 20 total graduates, including three who earned a master's degree (Dylan Greenberg, Jacob Hyde, Austin MacGinnis).
- Last season, UK had 27 players on the 2017 SEC Fall Academic Honor Roll.
- Several players have strong cumulative GPAs over their academic careers, including Miles Butler (4.0), Brayden Berezowitz (4.0), Bryan Berezowitz (4.0), Luke Fortner (3.965), Brett Slusher (3.881), Donald Smith (3.690) and David Bouvier (3.564).



#### THREE WILDCATS DO SERVICE WORK IN ETHIOPIA

- In May of 2018, three Wildcats, offensive tackle George Asafo-Adjei, offensive guard Bunchy Stallings and long snapper Tristan Yeomans, were chosen by the athletic department to participate in a service/educational trip to the Ethiopia. During the week-long trip, they interacted with residents of impoverished communities, visited and helped paint a preschool, constructed wooden shoe-shining boxes, delivered blankets to widows.
- UK has taken football student-athletes to Ethiopia on a service trip since 2011. Due to the state department's travel ban to Ethiopia in 2017, the Cats visited the Dominican Republic.  
2011: Stuart Hines, Danny Trevathan  
2012: Mikie Benton, Matt Smith, Larry Warford

- 2013: Kevin Mitchell, Jonathan George, Avery Williamson
- 2014: Alvin "Bud" Dupree, Landon Foster, Braylon Heard
- 2015: Austin MacGinnis, Marcus McWilson, Alex Montgomery
- 2016: Greg Hart, De'Niro Laster, Courtney Love
- \*2017: Jordan Bonner, C.J. Conrad, Denzil Ware (Dominican Republic)
- 2018: George Asafo-Adjei, Bunchy Stallings, Tristan Yeomans

#### ELEVEN-YEAR OLD LUKE KLAUSING SIGNS WITH UK FOOTBALL

- Head coach Mark Stoops announced the signing of 11-year-old wide receiver Luke Klausung of St. Agnes Catholic School in Louisville, Kentucky to a national letter of intent on Aug. 1.
- Klausung was named the newest member the Kentucky football team during an inspirational Team IMPACT Signing Day celebration at Kroger Field. The event was sponsored by Vertex Pharmaceuticals.
- Klausung is one of 30,000 patients in the United States living courageously with cystic fibrosis (CF), a disease predominantly diagnosed in children by the age of 2. He was diagnosed at five days old. By sponsoring Signing Days of children with CF, Vertex Pharmaceuticals helps spread awareness for the disease—and the life-long, positive effects Team IMPACT has on these children.
- Team IMPACT is a national nonprofit that connects children facing serious and chronic illnesses with local college athletic teams, forming lifelong bonds and life-changing outcomes. Through the support of Vertex Pharmaceuticals, children who have CF, like Luke sign with local college athletic teams and become an official member of the team to support the child's physical, social and emotional needs. By being a part of the Kentucky Football program, Luke will attend Wildcats practices, games, team dinners, events and more.
- His bio is located in the Player Bio section of the game notes.

#### KENTUCKY'S YOUNGSTOWN BOYS

- As a neighbor of Pittsburgh, a.k.a. Steel City USA, Youngstown, Ohio has a reputation as a blue collar community defined by hard work and relationships forged over generations that are stronger than steel. Kentucky's football program is, in many ways, defined by that bond as it creates a southern alumni club from Youngstown, the hometown of head coach Mark Stoops and several other key members of the program. Below is a list of staffers and players from Youngstown, Ohio:



- Mark Stoops** - Head Coach (Cardinal Mooney)
- Vince Marrow** - Recruiting Coord./Tight Ends (Cardinal Mooney)
- Steve Clinkscale** - Defensive Backs (Chaney)
- Frank Buffano** - Director of Operations (Cardinal Mooney)
- Lynn Bowden Jr.** - Wide Receiver (Warren Harding)
- Jordan Jones** - Linebacker (Cardinal Mooney)
- Tymere Dubose** - Defensive Tackle (Youngstown Christian)

### DID YOU KNOW?

- This is the 128th season of intercollegiate football for Kentucky.
- A picture of longevity, UK Equipment Manager **Tom Kalinowski** is in his 41st season in that role. A group of former players, staff members and current UK coaches pitched in during the summer of 2017 to surprise him with a new Ford Escape.
- The Kentucky cheerleaders have won an unprecedented 23 national cheerleading championships, including 19 of the last 23, at the annual Universal Cheerleaders Association championships.
- Kentucky is one of only 10 schools that have won an NCAA men's basketball championship while also having a claim on a national championship in football.
- UK is one of only seven universities in the U.S. that have programs in agriculture, engineering, law, medicine and pharmacy on a single campus.

### RICH BROOKS NAMED UK'S LEGEND

- Former UK head coach Rich Brooks was named to the 2018 AT&T SEC Football Legends class, an assemblage of former football standouts who will be honored at events surrounding the SEC Football Championship Game in Atlanta in December.
- Rich Brooks guided the Kentucky football fortunes for seven years from 2003-09 and is the only head coach in UK history to guide the Wildcats to postseason bowl games in four consecutive years and win three straight bowls. The streak began in 2006 with a stunning upset of Clemson in the Music City Bowl. The 2007 season was highlighted by a Top-10 ranking, a victory over No. 1 (and eventual national champion) LSU and was capped by a bowl victory over Florida State. Following the 2008 season, UK defeated East Carolina in the Liberty Bowl. In his final season in 2009, Brooks was named SEC Coach of the Year by CollegeFootballNews.com. With the Wildcats reflecting the toughness shown by their head coach, in his last four seasons he led UK to 12 fourth-quarter comeback wins. Prior to joining Kentucky, Brooks served as



### COUCH NAMED TO COLLEGE FOOTBALL HOF BALLOT

Former Kentucky quarterback Tim Couch has been named to the 2019 ballot for induction into the College Football Hall of Fame, the National Football Foundation (NFF) & College Hall of Fame announced. Couch is one of 76 players and six coaches from the Football Bowl Subdivision and 100 players and 32 coaches from the divisional ranks.

- A storied name of the Kentucky program, Couch, was the team's quarterback from 1996-98. After giving up his senior season of eligibility, he was drafted as the No. 1 pick by Cleveland in the 1999 NFL Draft. In 1998, the junior quarterback was named a first-team All-American and consensus Southeastern Conference Player of the Year. Couch completed 400 of 553 passes for 4,275 yards and 36 touchdowns and led the nation in pass completions while ranked second in completion percentage, passing yardage and touchdown passes, and fourth in total offense. After guiding the Wildcats to the Outback Bowl, UK's first New Year's Day bowl appearance in 47 years, Couch finished fourth in Heisman Trophy balloting. He was also a finalist for the Davey O'Brien National Quarterback Award as a junior and sophomore. His breakout sophomore campaign featured 363 of 547 passes completed for 3,884 yards and 37 touchdowns while leading the nation in pass attempts, completions, yardage, and completion percentage. Also during his sophomore year, Couch earned second-team All-SEC honors and finished ninth in Heisman voting. He played in seven games as a true freshman, with two starts. Career wise, Couch completed 795 passes on 1,184 attempts for 8,435 yards and 74 touchdowns. The legend ended his career with seven NCAA records, 14 SEC records, and 26 school records.
- The announcement of the 2019 Class will be made Monday, Jan. 7, 2019, in Santa Clara, Calif. The city is serving as the host for the CFP National Championship, which will be played later that day at Levi's Stadium.

head coach for the St. Louis Rams of the NFL and the University of Oregon.

- The class will be honored at the 2018 SEC Football "Weekend of Champions" Nov. 30-Dec. 1 in Atlanta, Ga, highlighted by the annual SEC Legends Dinner presented by AT&T on Fri., Nov. 30 at the Hyatt Regency in Atlanta. The group will also be recognized prior to the SEC Football Championship Game, which will be held at the new Mercedes-Benz Stadium on Sat., Dec. 1.





# KROGER FIELD

*On game day, Kroger Field often becomes the third-largest city in Kentucky.*



- Since its opening in 1973, Kentucky has played 295 games within the friendly confines of newly-named Kroger Field. UK has a 161-132-4 record (.549), 25-16 under Mark Stoops.
- UK had its first sellout of the season with 63,081 -- third-largest since the 2015 renovation -- for the South Carolina game.
- Since the 1999 expansion, UK has averaged 62,382 fans per game and ranked in the nation's top 30 teams in attendance in 14 of the last 16 seasons. Both the single game and season attendance record has been broken in recent years.
- The playing surface is named C.M. Newton Grounds at Kroger Field in honor of the former UK Director of Athletics.

## KROGER FIELD

Commonwealth Stadium was renamed to Kroger Field in May of 2017. The agreement--which is between Kroger and JMI Sports, UK's multimedia rights partner-- begins at approximately \$1.85 million annually with a term of up to 12 years. With the partnership, Kroger becomes the Official Fuel Partner of the University of Kentucky and the Official Grocery Partner of Move-In at UK while also providing additional engagement opportunities with UK students. Per the agreement, Kroger is also the Official Nutrition and

Pharmacy Partner of UK Athletics. Kroger Field was transformed into a state-of-the-art facility after a \$126-million reinvention which was completed prior to the 2015 season. The project was handled by HNTB. The outside of the stadium underwent a dramatic external facelift, receiving a modern look, but one that remained uniquely Kentucky. Inside, the capacity of Kroger Field was reduced over the course of the two-year project to approximately 61,000, but the value of all remaining seats were increased, from the top of the upper deck to front-row seats at midfield. Concourses were revamped and widened throughout the stadium with improved concessions, restrooms and security. Players and coaches reaped the benefits of the new Kroger Field as well, as home-team facilities were built, and a multi-purpose recruiting room hosts future Wildcats on their on-campus visits.

## FACTS AND FIGURES

**Seating Capacity:** 61,000, including the Commonwealth Suites. New bench-back seating has been installed in the South upper level of Kroger Field.

**Playing Field:** UK switched from natural grass to synthetic turf for the 2015 season. Other SEC schools with a turf surface are: Arkansas, Mississippi State, Missouri and Vanderbilt.

**Video Boards:** Video boards by Daktronics measuring at 39 by 79 feet, each, bring a total of 6,162 square feet of video capability. The video boards put UK among the nation's leaders in video square footage. The interior seating bowl also has LED ribbon boards.

**Sound System:** Sportsound system delivers pounding bass energy, smooth mid- and high-range frequencies, and high-impact entertainment. Components of the sound system include a main speaker cluster behind the end zone, under-balcony speakers and concourse speakers.

## GAME DAY EXPERIENCES

**The "Cat Walk" on Talbott Todd Way:** With the unveiling of the new \$45 million Kentucky Football Training Facility in August of 2016, the headquarters of the program moved next door to Kroger Field. That means the Cat Walk presented by Chevy will still begin outside Gate 1 two hours and 15 minutes prior to kickoff, but the team proceeds past Gate 1 and between Kroger Field and Nutter Field House which has been dedicated to former Wildcat Talbott Todd (1963-65). Todd, who passed away from ALS in August of 2017, was an avid supporter of the program. From Talbott Todd Way the team will walk to the locker room in the Joe Craft Kentucky Football Training Facility.

**Pregame concerts:** The Kentucky Football Pregame Concert Series has returned for the 2018 season. Concerts will begin on the stage outside Gate 12 immediately following the Cat Walk and last until 30 minutes prior to kickoff. The Cat Walk takes place two hours and 15 minutes prior to kickoff.

**Coca Cola Fan Zone:** Fans of all ages, but especially the younger Wildcats, will enjoy playing at the Fan Zone located in Nutter Field House. It will have inflatable games, free posters, face tattoos and more, available two hours before kickoff.

## TOP ATTENDANCES FOR KROGER FIELD

1. 63,407 Auburn, 2015
2. 63,380 EKU, 2015
3. **63,081 South Carolina, 2018**
4. 63,040 Florida, 2015
5. 62,965 Florida, 2017





WHEN WAS THE LAST TIME ...

KENTUCKY

SCORED 40 POINTS: 48 VS. MURRAY STATE, SEPT. 15, 2018
Scored 50 points: 62 vs. New Mexico State, Sept. 17, 2016
Scored 60 points: 62 vs. New Mexico State, Sept. 17, 2016
Scored 70 points: 77 vs. Texas El-Paso, Sept. 7, 2002
Scored 80 points: 83 vs. North Dakota, Nov. 18, 1950
Shut Out an Opponent: vs. Miami (42-0), Sept. 5, 2009
SHUT OUT AN OPPONENT IN THE 2ND HALF: AT MISSOURI, OCT. 27, 2018
SCORED ON FIRST SERIES: TD, AT MISSOURI, OCT. 27, 2018
Scored on first play from scrimmage of game: at Louisville, Nov. 26, 2016
SCORED A TD ON FIRST SERIES: VS. MURRAY STATE, SEPT. 15, 2018
HAD 25 FIRST DOWNS: 28 VS. MISSISSIPPI STATE, SEPT. 22, 2018
Had 30 First Downs: 30 vs. Mississippi State, Oct. 25, 2015
HAD 250 YARDS RUSHING: 280 VS. VANDERBILT, OCT. 20, 2018
HAD 300 YARDS RUSHING: 303 AT FLORIDA, SEPT. 8, 2018
Had 400 yards rushing: 443 vs. Tennessee, Nov. 13, 2016
Had below 50 yards rushing: 48 vs. Florida, Sept. 28, 2013
Had 300 yards passing: 352 at Louisville, Nov. 26, 2016
Had 400 yards passing: 401 vs. Mississippi State, Oct. 25, 2014
HAD BELOW 50 YARDS PASSING: 18 VS. VANDERBILT, OCT. 20, 2018
Had 300 yards rushing and passing: (381/311) vs. New Mexico State, Sept. 17, 2016
HAD 500 YARDS TOTAL OFFENSE: 528 VS. MURRAY STATE, SEPT. 15, 2018
Had 600 yards total offense: 635 vs. Tennessee, Nov. 13, 2016
HAD BELOW 200 YARDS TOTAL OFFENSE: 178 AT TEXAS A&M, OCT. 6, 2018
HELD OPP. BELOW 100 YARDS RUSHING: 84, AT MISSOURI, OCT. 27, 2018
Held opp. below 50 yards rushing: 13 vs Eastern Michigan, Sept. 30, 2017
Held opp. below 100 yards passing: 27 vs. Austin Peay, Nov. 19, 2016
Held opp. below 50 yards passing: 27 vs. Austin Peay, Nov. 19, 2016
Held opponent below 200 yards total offense: 139 vs. Vanderbilt, Sept. 27, 2014
Held opp. below 100 yards total offense: 91 vs. Vanderbilt, Nov. 16, 1996
Recorded a safety: at Mississippi State, Nov. 24, 2013
Recorded zero penalties: vs. Auburn, Oct. 17, 2009
HAD A PLAYER WITH 30 RUSH ATTEMPTS: 32 BY BENNY SNELL VS. VANDERBILT, OCT. 20, 2018
HAD A PLAYER RUSH FOR 100 YARDS: BENNY SNELL (169) VS. VANDERBILT, OCT. 20, 2018
HAD 2 PLAYERS RUSH FOR 100 YARDS: BENNY SNELL (175) AND TERRY WILSON (105) AT FLORIDA, SEPT. 8, 2018
Had 2 players rush for 175 yards or more: Benny Snell (192) and Boom Williams (182) vs. Missouri, Oct. 29, 2016
HAD 2 PLAYERS RUSH FOR 100 YARDS OR MORE IN CONSECUTIVE GAMES: BENNY SNELL AND A.J. ROSE VS. CENTRAL MICHIGAN (SEPT. 1, 2018); SNELL AND TERRY WILSON AT FLORIDA (SEPT. 8, 2018).
HAD A PLAYER RUSH FOR 100 YARDS IN CONSECUTIVE GAMES: BENNY SNELL (VS. CENTRAL MICHIGAN, 9/1/18, AND AT FLORIDA, 9/8/18)
Had a player rush for 100 yards in four consecutive games: Derrick Locke, 2010
Had a true freshman rush for 100 yards: 152 by Benny Snell vs. Austin Peay, Nov. 19, 2016
Had a player rush for 200 yards: 211, Benny Snell vs. Louisville, Nov. 25, 2017
Had 4 players with 50+ yards rushing in the same game: 5 vs. Tennessee, Nov. 12, 2016
HAD A PLAYER WITH 3 RUSHING TOUCHDOWNS: 3 BY BENNY SNELL VS. MISSISSIPPI STATE, SEPT. 22, 2018
HAD A PLAYER WITH 4 RUSHING TOUCHDOWNS: 4 BY BENNY SNELL VS. MISSISSIPPI STATE, SEPT. 22, 2018
Had a player with 50 pass attempts: 60 by Maxwell Smith, vs. WKU, Sept. 15, 2012
Had a player with 60 pass attempts: 60 by Maxwell Smith, vs. WKU, Sept. 15, 2012
Had a player with 30 pass completions: 37 by Maxwell Smith, vs. WKU, Sept. 15, 2012
Had a player with 300 passing yards: 338 by Stephen Johnson at Louisville, Nov. 26, 2016
Had 2 players pass for 100 yards: Maxwell Smith (109), Jalen Whitlow (105) vs. Louisville, Sept. 14, 2013
Had a player with 3 or more touchdowns passes: 3 by Stephen Johnson vs. Florida, Sept. 23, 2017
Had a player with 2 passing touchdowns and 2 rushing touchdowns: Patrick Towles, vs. Mississippi State, Oct. 25, 2014
HAD A PLAYER WITH 10+ RECEPTIONS: 13 BY LYNN BOWDEN JR. AT MISSOURI, OCT. 27, 2018
HAD A PLAYER WITH 100 YARDS RECEIVING: 166 BY LYNN BOWDEN JR. AT MISSOURI, OCT. 27, 2018
Had a player with consecutive 100-yard receiving games: Jeff Badet, 2 (10/22-10/29/16)
Had 2 players with 100 yards receiving: 116 by Matt Roark and 102 by La'Rod King, vs. Ole Miss, Nov. 5, 2011
Had a player with 3 touchdown receptions: 3 by C.J. Conrad vs. New Mexico State, Sept. 17, 2016
Had a player with 100 rushing and 100 receiving yards in the same game: Rafael Little (132 rushing, 114 receiving) vs. Vanderbilt, Nov. 11, 2006
HAD A 100-YARD PASSER AND A 100-YARD RUSHER IN THE SAME GAME: TERRY WILSON (151

PASSING YARDS, 105 RUSHING) VS. FLORIDA, SEPT. 22, 2018
Had a 100-yard rusher and a 100-yard receiver in the same game: Benny Snell (117 rush), Garrett Johnson (111 receiving), vs. Missouri, Oct. 7, 2017
Had a player score a TD by rushing and receiving in the same game: Boom Williams vs. Missouri, Oct. 29, 2016
Had a player throw a TD pass and score a rushing and receiving TD in the same game: Randall Cobb vs. Auburn, Oct. 9, 2010
Had a player throw at least two TD passes and score a rushing TD in consecutive games: Patrick Towles in 2015
Had a player throw a TD pass, score a receiving TD and score on a punt return for a TD in the same game: Randall Cobb vs. WKU, Sept. 11, 2010
Had a player return a kickoff for a TD: Derrick Locke (100 yards) vs. Louisville, Sept. 19, 2009
HAD A PLAYER RETURN A PUNT FOR A TD: LYNN BOWDEN JR. (67 YARDS) AT MISSOURI, OCT. 27, 2018
Had a player return an interception for a TD: Marcus McWilson, 45 yards, vs. Mississippi State, Oct. 22, 2016
HAD A PLAYER RECOVER/RETURN A FUMBLE FOR A TD: DARIUS WEST, AT TEXAS A&M (40 YARDS), SEPT. 8, 2018
Had two defensive TDs in the same game: Mike Douglas (fumble) and Fred Tiller (interception) vs. Louisville, Nov. 29, 2014
Had a player block a punt: Josh Paschal vs. Eastern Michigan, Sept. 30, 2017
HAD A PLAYER BLOCK A FIELD GOAL: DARIUS WEST AT MISSOURI, OCT. 27, 2018
Had a player block a PAT: Lonnie Johnson Jr. vs. E. Kentucky, Sept. 9, 2017
Had a player return a blocked FG for a TD: David Jones (57 yards) vs. Vanderbilt, Nov. 15, 2008
Had a player return a blocked punt for a TD: Andrew Hopewell (6 yards), vs. Arkansas, Nov. 1, 2006
Had a player score a TD on a fake field goal: Joe Mansour (25 yards), vs. Florida, Sept. 28, 2013
Had a field goal of 50 yards or more: Austin MacGinnis (53 yards) vs. Missouri, Oct. 7, 2017
PLAYED AN OVERTIME GAME: AT TEXAS A&M, OCT. 6, 2018 - (L, 14-20)
Won an overtime game: vs. EKV, Oct. 3, 2015 - (W, 34-27)
WON A GAME ON THE LAST PLAY OF REGULATION AS TIME EXPIRED: 15-14 AT MISSOURI, OCT. 27, 2018 (2-YARD TD PASS)

OPPONENT

Scored 40 points: 44 by Louisville, Nov. 25, 2017
Scored 50 points: 52 by Tennessee, Oct. 31, 2015
SCORED 10 OR LESS POINTS: 7 BY VANDERBILT, OCT. 20, 2018
Shut Out Kentucky: 0-40 by Vanderbilt, Nov. 3, 2012
SHUT OUT KENTUCKY IN 2ND HALF: BY SOUTH CAROLINA, SEPT. 29, 2018
Rushed for 300 yards: 333 by Northwestern, Dec. 29, 2017
Passed for 300 yards: 308 by Vanderbilt, Nov. 11, 2017
Had 500 yards of total offense: 562 by Louisville, Nov. 25, 2017
Recorded a safety: Louisville, Aug. 31, 2008
Blocked a Kentucky punt: Southern Miss, Sept. 3, 2016
Blocked a Kentucky field goal: Florida, Sept. 25, 2010
Blocked a Kentucky PAT: at Vanderbilt, Nov. 16, 2013
Had a player with 30 rush attempts: 32, Justin Jackson (Northwestern), Dec. 29, 2017
Had a player with 100 yards rushing: 138, Trayveon Williams (Texas A&M), Oct. 6, 2018
Had a player with 200 yards rushing: 252 by Anthony Dixon (MSU), Oct. 31, 2009
Had two players with 100 yards rushing: 157, Justin Jackson, 112, Jeremy Larkin (Northwestern), Dec. 29, 2017
Had a player with 40 pass attempts: 43 by Kyle Shurmur (Vanderbilt, Nov. 11, 2017)
Had a player with 25 pass completions: 30 by Kyle Shurmur (Vanderbilt, Nov. 11, 2017)
Had a player with 300 yards passing: 308 by Kyle Shurmur (Vanderbilt, Nov. 11, 2017)
Had two players with 100 yards passing: 183 by Aaron Murray and 189 by Hutson Mason (Georgia), Nov. 23, 2013
Had a player with 10 pass receptions: 10, Ryan Markush (EKU), Sept. 9, 2017
Had a player with 100 yards receiving: 129, Emanuel Hall (Missouri), Oct. 7, 2017
Had a player with 200 yards receiving: 216 by Demarcus Robinson (Florida), Sept. 13, 2014
Had two players with 100 yards receiving: 111, Korey Robertson and 103, Quez Watkins (Southern Miss), Sept. 2, 2017
Had a player return a kickoff for a TD: Evan Berry (UT), 100 yards, Oct. 31, 2015
Had a player return a punt for a TD: Cameron Sutton (UT), 84 yards, Oct. 31, 2015
Had a player return a blocked FG for a TD: Neiko Thorpe (69 yards) vs. Auburn, Oct. 17, 2009
Had a player return a blocked punt for a TD: Chris Rainey (23 yards) vs. Florida, Sept. 26, 2009
Had a player return an interception for a TD: Kyle Queiro (Northwestern), 26 yards, Dec. 29, 2017
HAD A PLAYER RETURN A FUMBLE FOR A TD: DEVONNI REED (CENTRAL MICHIGAN), 20 YARDS, SEPT. 1, 2018





## HEAD COACH MARK STOOPS / SIXTH SEASON / IOWA, 1989



Mark Stoops likes to challenge his team to do things that have never been done at the University of Kentucky, or, haven't been done in a long time. His Wildcats are responding nicely to that challenge.

Since Stoops took over as coach of the Cats in 2013, UK is the only school in the nation that has tied or improved its win total in each of the last five seasons.

That steady progression has culminated in multiple achievements:

- In 2016 and '17, UK posted consecutive seven-win seasons, along with 4-4 records in the Southeastern Conference. It's the first time UK has won seven games and finished at least .500 in the league in back-to-back seasons in 40 years.
- The Wildcats placed third in the SEC Eastern Division in 2017 and second in 2016, the team's best back-to-back finishes since the league split into divisions in 1992.
- UK's 2016-17 bowl appearances mark only the fifth time in school history that the school has earned bowl bids in at least two consecutive seasons.
- UK won three road games last season, the first time that has happened since 2009.
- Since 2016, the Wildcats are 10-5 in games decided by eight points.

The methodical advancement made by Stoops' teams is a reflection of the coach's rock-steady work ethic, tireless recruiting, and ability to adapt.

Stoops' ability to adjust when necessary shone its brightest at the beginning of the 2016 season. After losing the first two games of the schedule, *and* seeing his starting quarterback out for the season with an injury, *and* seeing his defense struggle in the early stages, Stoops didn't retreat. The Wildcat coach chose determination over despair and went back to work.

Stoops re-tooled the offense with then-backup quarterback Stephen Johnson, going to a more physical, ground-based attack. With a history of success as a defensive coordinator, Stoops returned to his roots by becoming more involved with the planning and play-calling on that side of the ball.

The results? The Wildcats went 7-3 in the last 10 regular-season games, topped by a win at No. 11-ranked Louisville and their inaugural appearance in the TaxSlayer Bowl. Stoops was named SEC Coach of the Year runner-up by Athlon Sports.

Returning the Wildcats to the bowl scene again last season, Stoops' progress at Kentucky continues his history of coaching success.

Stoops came to Kentucky from Florida State, where he was defensive coordinator from 2010-12. He inherited a unit ranked 108th in the nation in total defense and turned it into one of the nation's best. In the 2012 season, the Seminoles were second in the nation in total defense, allowing 254.1 yards per game, and sixth nationally in scoring defense at 14.7 points per game. Playing well against the run and the pass, FSU was third in the country in



STOOPS AND CO. MAKING A HIT IN RECRUITING

In just five seasons at the helm of the Kentucky football program, head coach Mark Stoops and his staff have been making noise on the recruiting trail. Kentucky's five classes under Stoops have ranked in the top 50 by all four major recruiting services. Below is a look at UK's recruiting success under Stoops and Co.

Table with 7 columns: Outlet, 2013, 2014, 2015, 2016, 2017, 2018. Rows include Rivals, ESPN, 247Sports, and Scout.com.

rushing defense and led the nation in pass defense. FSU led the ACC in seven defensive categories. Stoops also coached the defensive backs under head coach Jimbo Fisher.

Eight Seminoles on defense earned 2012 All-ACC honors, including four first-team selections, highlighted by one of the nation's top defensive end duos in Bjoern Werner and Cornelius Carradine, who combined for 24 sacks and 31 tackles for loss.

The Seminoles' prowess was a continuation of the 2011 season, when Stoops' defenders led the nation in fewest yards allowed per carry (2.3), ranked fourth in the nation in total defense (275 yards per game), second in rushing defense (82.7 ypg), fourth in scoring defense (15.1 points per game), and eighth in tackles for loss (8.6 per game) and quarterback sacks (3.1 per game).

Stoops overhauled the Florida State defense in 2010, his first season as defensive coordinator. The Seminoles gave up 19.6 points per game, third-best in the ACC and 20th nationally. FSU ranked 42nd nationally in total defense that season; in contrast, the team was 108th nationally in total defense and 94th in scoring defense in 2009, the year before Stoops' arrival.

During Stoops' three seasons, FSU went 10-4, 9-4 and 12-2, including wins over South Carolina in the 2010 Chick-fil-A Bowl, Notre Dame in the 2011 Champs Sports Bowl and Northern Illinois in the 2013 Orange Bowl.

Stoops was defensive coordinator and DBs coach at Arizona from 2004-09, working for his brother, Mike, who was head coach of the Wildcats. During Mark's time there, Arizona's

records improved steadily, going 3-8, 3-8, 6-6, 5-7, 8-5 and 8-5. The Wildcats advanced to the Las Vegas Bowl and Holiday Bowl during the last two years. Mark and Mike are also brothers of Bob Stoops, retired in 2017 after 18 years as the Sooners' head coach.

Stoops inherited an Arizona unit that was 109th in the nation in total defense and 107th in scoring defense in 2003, the year before he arrived. By the end of his term at Arizona, the Wildcats ranked in the nation's top 25 in total defense his final two seasons and ranked as high as 33rd in scoring defense.

Prior to Arizona, Stoops coached the defensive backs three years at Miami (Fla.). The 2001 national champion Hurricanes led the nation in pass efficiency defense, scoring defense and turnover margin. That team also established a school record with 27 interceptions and 45 total takeaways.

Stoops' 2002 secondary led the nation in pass defense and pass efficiency defense. Despite having to replace all four starters in the defensive backfield, the 2003 team led the nation in pass defense. In his three seasons, Miami went 35-3, including the 12-0 Rose Bowl title campaign, plus appearances in the Fiesta and Orange bowls.

Stoops got his first experience in leading a defense as co-defensive coordinator at Houston in the 2000 season. He coached the secondary at Wyoming from 1997-99 and the Cowboys notched three straight winning seasons. A highlight of his time there was a school-record 24 interceptions in the '97 season.

Stoops has recruited and developed numerous outstanding defensive backs, many of whom went on to National Football League careers. Among the notables are Antoine Cason and Michael Johnson at Arizona, Miami's Philip Buchanon, Kelly Jennings, Brandon Meriweather, Ed Reed, Antrel Rolle, Mike Rumph and Sean Taylor and Wyoming's Brian Lee.

Most Wins By A Head Coach, School History

- 1. 60 Paul "Bear" Bryant (1946-1953)
2. 47 Fran Curci (1973-1981)
3. 41 Jerry Claiborne (1982-1989)
4. 41 Blanton Collier (1954-1961)
5. 39 Rich Brooks (2003-2009)
6. 33 Mark Stoops (2013-Present)
7. 32 Harry Gamage (1927-1933)
8. 26 Bill Curry (1990-1996)

Most Wins By A Head Coach At Kroger Field

- 1. 32 Jerry Claiborne (1982-1989)
2. 29 Fran Curci (1973-1981)
3. 25 Mark Stoops (2013-Present)
25 Rich Brooks (2003-2009)
5. 21 Bill Curry (1990-1996)

STOOPS VS. ALL OPPONENTS

Table with 2 columns: Opponent, Record. Lists various opponents and their records against Stoops, ending with Totals: 33-37.

Stoops was raised in Youngstown, Ohio. As did brothers Bob and Mike, Mark played in the secondary at the University of Iowa for Hall of Fame coach Hayden Fry. He participated in four bowl games as a player. Fry hired Stoops as a graduate assistant coach at Iowa in the 1990 and '91 seasons.

Mark and his wife, Chantel, have two sons, Will and Zack.





ELEVEN FIRST ROUND DRAFT PICKS  COACHED BY MARK STOOPS SINCE 2001



WHO WANTS TO BE NEXT?

										
PHILLIP BUCHANON 2002 17 <sup>TH</sup> OVERALL	ED REED 2002 24 <sup>TH</sup> OVERALL	MIKE RUMPH 2002 27 <sup>TH</sup> OVERALL	SEAN TAYLOR 2004 5 <sup>TH</sup> OVERALL	ANTREL ROLLE 2005 8 <sup>TH</sup> OVERALL	KELLY JENNINGS 2006 31 <sup>ST</sup> OVERALL	BRANDON MERIWEATHER 2007 24 <sup>TH</sup> OVERALL	ANTOINE CASON 2008 27 <sup>TH</sup> OVERALL	BJOERN WERNER 2013 24 <sup>TH</sup> OVERALL	XAVIER RHODES 2013 25 <sup>TH</sup> OVERALL	BUD DUPREE 2015 22 <sup>ND</sup> OVERALL

**THE MARK STOOPS COACHING FILE**

Year	School	Position	W-L	Bowl
1990	Iowa	Graduate Assistant	8-4	Rose
1991	Iowa	Graduate Assistant	10-1-1	Holiday
1992-95	Nordonia HS	Defensive Backs		
1996	South Florida	Defensive Backs	0-0	
1997	Wyoming	Defensive Backs	7-6	
1998	Wyoming	Defensive Backs	8-3	
1999	Wyoming	Defensive Backs	7-4	
2000	Houston	Co-Defensive Coord., Safeties	3-8	
2001	Miami (Fla.)	Defensive Backs	12-0	Rose
2002	Miami (Fla.)	Defensive Backs	12-1	Fiesta
2003	Miami (Fla.)	Defensive Backs	11-2	Orange
2004	Arizona	Defensive Coordinator, DBs	3-8	
2005	Arizona	Defensive Coordinator, DBs	3-8	
2006	Arizona	Defensive Coordinator, DBs	6-6	
2007	Arizona	Defensive Coordinator, DBs	5-7	
2008	Arizona	Defensive Coordinator, DBs	8-5	Las Vegas
2009	Arizona	Defensive Coordinator, DBs	8-5	Holiday
2010	Florida State	Defensive Coordinator, DBs	10-4	Chick-fil-A
2011	Florida State	Defensive Coordinator, DBs	9-4	Champs Sports
2012	Florida State	Defensive Coordinator, DBs	12-2	Orange
2013	Kentucky	Head Coach	2-10	
2014	Kentucky	Head Coach	5-7	
2015	Kentucky	Head Coach	5-7	
2016	Kentucky	Head Coach	7-6	TaxSlayer
2017	Kentucky	Head Coach	7-6	Music City

**STOOPS' IMPROVEMENTS AS DEFENSIVE COORDINATOR**

\* indicates the season before Stoops arrived

**ARIZONA - NATIONAL RANKINGS**

	Total Defense	Scoring Defense	Rush Defense	Pass Defense	Pass Efficiency Def.
2003*	109	107	84	112	112
2004	61	55	30	101	83
2005	86	64	93	72	66
2006	49	35	42	69	62
2007	53	59	47	71	33
2008	24	33	39	23	14
2009	25	53	29	33	37

**FLORIDA STATE - NATIONAL RANKINGS**

	Total Defense	Scoring Defense	Rush Defense	Pass Defense	Pass Efficiency Def.
2009*	108	94	108	77	110
2010	42	20	29	71	37
2011	4	4	2	20	25
2012	2	7	4	6	4



# ASSISTANT COACHES



## STEVE CLINKSCALE DEFENSIVE BACKS

Clinkscale has two safeties and three cornerbacks who started at least five games last season, along with several additional returning lettermen. Senior safety Mike Edwards was named first-team All-SEC by Phil Steele's College Football after intercepting four passes and leading the SEC's defensive backs in tackles for the second season in a row.

2001-06	Ashland	Defensive Backs
2007	Ashland	Linebackers
2008	Western Carolina	Defensive Backs
2009	Toledo	Cornerbacks
2010-11	Toledo	Special Teams Coordinator, Cornerbacks
2012	Illinois	Cornerbacks
2013-14	Cincinnati	Defensive Backs
2015	Cincinnati	Co-Defensive Coordinator, Defensive Backs
2016-present	Kentucky	Defensive Backs



Eddie Gran



## EDDIE GRAN ASSISTANT HEAD COACH FOR OFFENSE/RUNNING BACKS

Under Gran's leadership, UK had more than 2,000 rushing yards and 2,000 passing yards in both 2016 and 2017, the first time in school history that UK has done that in back-to-back seasons. Gran guided Benny Snell to 1,333 rushing yards and 19 touchdowns last season, setting several school records en route to first-team AP All-SEC honors.

1987-88	California Lutheran	Wide Receivers
1989	Southeast Missouri	Running Backs
1989	East Carolina	Graduate Assistant
1990-91	Miami (Fla.)	Graduate Assistant
1992-93	Cincinnati	Wide Receivers
1994	Idaho State	Wide Receivers
1995-98	Ole Miss	Special Teams Coordinator, Running Backs
1999-2008	Auburn	Special Teams Coordinator, Running Backs
2009	Tennessee	Special Teams Coordinator, Running Backs
2010-12	Florida State	Associate Head Coach, Offensive Coordinator, Running Backs
2013-15	Cincinnati	Offensive Coordinator, Running Backs
2016-present	Kentucky	Assistant Head Coach for Offense, Running Backs



Matt House



## DEAN HOOD SPECIAL TEAMS COORDINATOR/ DEFENSIVE BACKS

Hood has a long history of coaching defensive backs and will work with Steve Clinkscale and that group this season. Hood's special teams blocked three kicks last season, two of which were crucial plays in Wildcat wins. UK special teams did not allow any blocked kicks nor allow a punt or kickoff return for a touchdown. Under Hood's tutelage, LB Josh Allen and DE/LB Denzil Ware earned All-SEC recognition.

1987-88	Fairmont (W.Va.)	Secondary Coach
1989	Colgate	Assistant Secondary Coach
1990-93	Glennville State (W.Va.)	Defensive Coordinator/Assistant Head Coach
1994-96	Eastern Kentucky	Secondary Coach
1997-98	Eastern Kentucky	Defensive Coordinator/ Secondary Coach
1999-2000	Ohio	Secondary Coach
2001-07	Wake Forest	Defensive Coordinator/Secondary Coach
2008-15	Eastern Kentucky	Head Coach
2016	Charlotte	Assistant Head Coach/Special Teams Coordinator/Tight Ends
2017	Kentucky	Special Teams Coord./Outside Linebackers
2018-present	Kentucky	Special Teams Coord./Defensive Backs



## MATT HOUSE DEFENSIVE COORDINATOR/ INSIDE LINEBACKERS

In his first season as defensive coordinator, House's unit kept six opponents under 100 rushing yards, the first time UK has done that since 1949. UK improved in points allowed and third-down efficiency last season. House must replace departed middle linebacker Courtney Love, but returns weakside linebacker Jordan Jones, who earned All-SEC honors in 2016.

2001-02	Michigan State	Graduate Assistant, Secondary
2003-04	North Carolina	Defensive Assistant
2005	Gardner-Webb	Defensive Line
2006-07	Buffalo	Defensive Backs, Recruiting Coordinator
2008	Carolina Panthers	Special Teams Assistant, Strength and Conditioning Assistant
2009-11	St. Louis Rams	Quality Control, Def. Assistant Linebackers
2012	Pittsburgh	Secondary
2013-14	Pittsburgh	Defensive Coordinator
2015	Florida International	Defensive Coordinator, Linebackers
2016	Kentucky	Special Teams Coord, Inside Linebackers
2017-present	Kentucky	Defensive Coordinator, Inside Linebackers





**DARIN HINSHAW**

**CO-OFFENSIVE COORDINATOR/  
QUARTERBACKS**

Hinshaw has worked with Eddie Gran on an offense that has generated 2,000 rushing yards and 2,000 passing yards in back-to-back seasons, the first time in school history that has been accomplished. Hinshaw is working to develop a talented but inexperienced group of quarterbacks to replace two-year starter Stephen Johnson.

1999	Central Florida	Graduate Assistant
2000	Central Florida	Quarterbacks
2001-02	Middle Tennessee	Running Backs
2003-05	Middle Tennessee	Co-Offensive Coordinator
2006	Georgia Southern	Offensive Coordinator, Quarterbacks
2007-09	Memphis	Wide Receivers
2010-11	Tennessee	Quarterbacks
2012	Tennessee	Wide Receivers
2013-15	Cincinnati	Passing Game Coordinator, Quarterbacks
2016-present	Kentucky	Co-Offensive Coordinator, Quarterbacks



**JOHN SCHLARMAN**

**OFFENSIVE LINE**

Schlarmann's line paved the way for Benny Snell to rush for 1,333 yards and a school-record 19 touchdowns last season. Five players, center Drake Jackson, guards Bunchy Stallings and Logan Stenberg, and tackles George Asafo-Adjei and Landon Young, have been full or part-time starters during their careers.

1998-99	Bourbon County HS	Defensive Line
2000-01	Kentucky	Graduate Assistant / Offensive Line
2002	Kentucky	Graduate Assistant / Tight Ends, Offensive Line
2003-04	Campbell County HS	Head Coach
2005-06	Newport HS	Head Coach
2007-09	Troy	Offensive Line
2010-12	Troy	Offensive Line, Running Game Coordinator
2013-present	Kentucky	Offensive Line



**DERRICK LeBLANC**

**DEFENSIVE LINE**

LeBlanc's young defensive line played a key role in helping UK hold six opponents under 100 rushing yards, the first time UK has accomplished that feat since 1949. UK also improved points allowed and third-down efficiency last season. With no senior starters a year ago, the Wildcat line should continue to improve when looking ahead to 2018.

2000	LSU	Defensive Graduate Assistant/ Defensive Line
2001-04	Henderson State	Defensive Line
2005	Arkansas Tech	Defensive Line
2006-07	Missouri State	Defensive Line
2008-11	LSU	Assistant Strength & Conditioning Coord.
2012	Wyoming	Defensive Line
2013-14	Southern Miss	Defensive Line
2016	North Texas	Defensive Line
2017-present	Kentucky	Defensive Line



**MICHAEL SMITH**

**WIDE RECEIVERS**

A 25-year coaching veteran, Smith has inherited a relatively young group of receivers following the departure of three key wideouts from last season. Dorian Baker, a starter in 2015-16, returns after missing last season because of injury. He has 88 career receptions. Junior Tavin Richardson caught 27 passes a year ago.

1993	Kansas State	Student Assistant
1995-96	Kansas State	Graduate Assistant
1997-2005	Kansas State	Running Backs
2006	Rice	Running Backs
2007	Arizona	Running Backs
2008	Arizona	Inside Wide Receivers
2009-12	Kansas State	Wide Receivers
2013-17	Arkansas	Wide Receivers
2018-present	Kentucky	Wide Receivers



**VINCE MARROW**

**TIGHT ENDS/  
RECRUITING COORDINATOR**

Marrow returns senior C.J. Conrad, who caught 16 passes and led the Wildcats with four touchdown receptions while receiving third-team All-SEC honors from Phil Steele's College Football. Marrow will work to develop depth at the position in 2018.

2005-06	Berlin (NFL Europe)	Tackles, Tight Ends
2006-07	Rhein (NFL Europe)	Tackles, Tight Ends
2008	Toledo	Tight Ends
2009	Holland HS	Head Coach
2010	Omaha (United Football League)	Tight Ends
2011-12	Nebraska	Graduate Assistant / Tight Ends
2013	Kentucky	Tight Ends
2014-present	Kentucky	Tight Ends, Recruiting Coordinator



**BRAD WHITE**

**OUTSIDE LINEBACKERS**

White joined the staff in February after spending six seasons with the NFL's Indianapolis Colts. Senior Josh Allen, an All-SEC pick a year ago, will lead this group into the 2018 season while White works to develop a set of young, talented outside backers.

2007-08	Wake Forest	Defensive Graduate Assistant
2009	Murray State	Safeties
2010-11	Air Force	Inside Linebackers
2012-13	Indianapolis (NFL)	Defensive Quality Control
2014	Indianapolis (NFL)	Assistant Linebackers
2015-17	Indianapolis (NFL)	Outside Linebackers
2018-present	Kentucky	Outside Linebackers





**KENTUCKY 35, CENTRAL MICHIGAN 20**

**1**

**SEPT. 1, 2018 • LEXINGTON, KY  
KROGER FIELD (49,138)**



Looking ripe for an upset because it kept coughing up the football, Kentucky eventually tightened its grip on it as well as Central Michigan.

The Wildcats' depth on both sides of the ball also helped them avoid a potential disaster.

A.J. Rose and Benny Snell, Jr. each rushed for two touchdowns, Gunnar Hoak came off the bench to throw the go-ahead TD pass and Kentucky overcame four first-half turnovers to beat Central Michigan 35-20 in its season opener.

For a while the upset-minded Chippewas seemed poised to make the Wildcats their third Power Five victim in as many

seasons by building a 17-7, second-quarter lead and scoring all their points off two interceptions and two fumbles. Kentucky rallied with two TDs over the final four minutes of the half, including Hoak's 24-yard scoring pass to David Bouvier for a 21-20 edge with 14 seconds remaining.

Kentucky shut out CMU from there, limiting the Mid-American Conference team to 97 second-half yards while outgaining them 427-255 overall to improve to 7-0 in the series.

The Wildcats' offense in particular used strength in numbers to overcome those self-inflicted setbacks.

Snell had TD runs of 52 and 11 yards to finish with 125 yards rushing on 20 attempts. Rose, a sophomore, rushed for TDs of 55 and 4 yards on the way to 104 on eight carries and his first career 100-yard game as Kentucky dominated the ground game 299-118.

Hoak meanwhile demonstrated why it's good to have an able backup with a gutsy bailout after starter Terry Wilson left the game with a shoulder injury sustained while throwing his second interception. The sophomore led Kentucky 71 yards in 41 seconds and hit Bouvier down the middle for his first career TD that shifted momentum for good.

Stoops sidestepped a question about using both QBs next week at Florida but stressed the importance of having them ready after seeing it pay off when Kentucky needed it.

**SCORING SUMMARY**

Central Michigan	3	17	0	0	-	20
Kentucky	7	14	7	7	-	35

- 1st 03:16 CMU - ARMSTRONG, M. 26 yd field goal, 7-41 2:57 3 - 0  
01:20 UK - Asim Rose 55 yd run (Miles Butler kick), 4-76 1:49 3 - 7
- 2nd 05:51 CMU - GWILLY, K. 4 yd run (ARMSTRONG, M. kick), 14-80 7:03 10 - 7  
05:33 CMU - REED, Devonni 20 yd fumble rec (ARMSTRONG, M. kick) 17 - 7  
04:00 UK - Benny Snell 52 yd run (Miles Butler kick), 6-76 1:24 17 - 14  
01:01 CMU - ARMSTRONG, M. 22 yd field goal, 4-6 0:28 20 - 14  
00:14 UK - David Bouvier 24 yd pass from Gunnar Hoak (Miles Butler kick), 6-71 0:41 20 - 21
- 3rd 04:01 UK - Benny Snell 11 yd run (Miles Butler kick), 3-40 1:16 20 - 28
- 4th 14:53 UK - Asim Rose 4 yd run (Miles Butler kick), 6-58 2:10 20 - 35

**TEAM STATISTICS**

	CMU	UK
First Downs	11	27
Rush Att./Net Rush	39/118	43/299
Passing C/A/I	17/27/0	15/27/2
Offensive Plays	66	70
Total Offense	255	427
Fumbles/Lost	1/0	5/2
Penalties/Yards	12/106	3/40
Punts/Average	9/46.7	4/50.0
Third-Down Conv.	6 of 18	7 of 13
Time of Possession	31:52	28:08

**INDIVIDUAL STATISTICS**

**RUSHING (ATT.-YD.-TD)**

CMU - Poljan 16-47, Ward 11-36, Gwilly 10-26-1  
UK - Snell 20-125-2, Rose 8-104-2

**PASSING (COMP-ATT-INT-YARDS-TD)**

CMU - 17-27-0-137-0  
UK - Wilson 11-18-2-78-0, Hoak 4-9-0-50-1

**RECEIVING (REC-YARDS-TD)**

CMU - Cole 4-51, Childress 2-23, Gwilly 2-16, Sabbagh 2-11, Raimann 2-11, Cossou 2-10  
UK - Bowden 5-17, Bouvier 3-48, Conrad 3-9

**TACKLES**

CMU - Reed 14, Apsey 7  
UK - Daniel 11, Allen 10

**KENTUCKY 27, #25 FLORIDA 16**

**2**

**SEPT. 8, 2018 • GAINESVILLE, FLA.  
BEN HILL GRIFFIN STADIUM (80,651)**



Benny Snell, Jr. rushed for 175 yards as Kentucky ended a 31-year losing streak against Florida, topping the Gators 27-16 in Gainesville.

Quarterback Terry Wilson completed 11 of 16 passes for 151 yards and a pair of touchdowns, while also rushing for 105 yards and a score.

The win was Kentucky's first over Florida since 1986, and the Cats' first win in Gainesville since 1979.

After the Kentucky defense forced Florida to punt on the opening possession of the game, the Wildcats got on the board. The Cats covered 91 yards in nine plays, capped by a 29-yard touchdown pass from Wilson to David Bouvier. Miles Butler nailed the point after and Kentucky led 7-0 with 5:07 left in the first quarter.

Florida answered with a scoring drive of its own, but the UK defense kept the Gators out of the end zone. Florida was on the UK three-yard line, but a sack by Phil Hoskins and a third-down stop forced the Gators to attempt a 29-yard field goal, which Evan McPherson converted, cutting the UK lead to 7-3.

After Kentucky was forced to punt, Florida went 63 yards in just four plays, scoring on an 18-yard pass from Feleipe Franks to Moral Stephens, giving the Gators a 10-7 lead.

Kentucky would get into Florida territory twice more in the first half, but both drives ended in turnovers. The Cats defense would hold on both occasions, and the Gators held a 10-7 halftime lead.

The Cats took the second-half kickoff and put together an impressive scoring drive. Leaning on Snell, Kentucky drove 90 yards in 10 plays, with Snell covering 36 of those yards. Wilson had a pair of big plays in the drive, with a 19-yard run on third down, and the drive capper, a 24-yard designed run for a touchdown. Butler's PAT was good and Kentucky led 14-10 with 9:49 left in the third quarter.

After a Florida punt, Kentucky struck again. This time, the Cats went 78 yards in just five plays, with Wilson connecting with Lynn Bowden, Jr. for a 54-yard touchdown. The PAT was good and Kentucky led 21-10 with 4:11 left in the third quarter.

Late in the fourth quarter, Franks hit Freddie Swain with a touchdown pass to cut Kentucky's lead to 21-16, after a two-point conversion failed.

The scoring ended when Davonte Robinson recovered a fumble and returned it 30 yards for a score on the game's final play.

**SCORING SUMMARY**

Kentucky	7	0	14	6	-	27
Florida	0	10	0	6	-	16

- 1st 05:07 UK - David Bouvier 29 yd pass from Terry Wilson (Miles Butler kick), 9-91 4:33 7 - 0
- 2nd 14:03 UF - McPherson, E. 29 yd field goal, 11-69 6:00 7 - 3  
08:27 UF - Stephens, M. 18 yd pass from Franks, F. (McPherson, E. kick), 4-63 2:08 7 - 10
- 3rd 09:49 UK - Terry Wilson 24 yd run (Miles Butler kick), 10-90 5:06 14 - 10  
04:11 UK - Lynn Bowden 54 yd pass from Terry Wilson (Miles Butler kick), 5-78 2:24 21 - 10
- 4th 03:34 UF - Swain, F. 4 yd pass from Franks, F. (Franks, F. pass failed), 15-99 5:22 21 - 16  
00:00 UK - D. Robinson 30 yd fumble recovery 27 - 16

**TEAM STATISTICS**

	UK	UF
First Downs	20	24
Rush Att./Net Rush	41/303	29/128
Passing C/A/I	11/16/1	17/38/1
Offensive Plays	57	67
Total Offense	454	360
Fumbles/Lost	1/1	2/1
Penalties/Yards	12/114	6/55
Punts/Average	4/39.2	3/36.3
Third-Down Conv.	9 of 13	7 of 13
Time of Possession	31:10	28:50

**INDIVIDUAL STATISTICS**

**RUSHING (ATT.-YD.-TD)**

UK - Snell 27-175, Wilson 10-105-1, Rose 4-23  
UF - Franks 11-44, Perine 4-34, Scarlett 7-25, Davis 4-15, Toney 2-10

**PASSING (COMP-ATT-INT-YARDS-TD)**

UK - Wilson 11-16-1-151-2  
UF - Franks 17-38-1-232-2

**RECEIVING (REC-YARDS-TD)**

UK - Bowden 4-79-1, Bouvier 2-43-1, Snell 2-8, Conrad 2-3, Richardson 1-18  
UF - Swain 3-30-1, Toney 2-35, Scarlett 2-34, Jefferson 2-31, Davis 2-25, Cleveland 2-21

**TACKLES**

UK - Daniel 11, West 8, Edwards 6, Jones 6  
UF - Jackson 9, Joseph 8, Stiner 8, Gardner 8



3

KENTUCKY 48, MURRAY STATE 10

SEPT. 15, 2018 • LEXINGTON, KY  
KROGER FIELD (48,217)



Kentucky football coach Mark Stoops wasn't worried about his team overlooking Murray State following a 27-16 win at Florida.

Despite a slow start, the Wildcats (3-0) outscored the Racers 31-7 in the second half and rolled to a 48-10 victory Saturday. Murray had trouble stopping Kentucky quarterback Terry Wilson, who threw for 163 yards and rushed for 80 more to keep the Wildcats perfect on the season.

Coming off an 11-point victory over the Gators that ended a 31-game losing streak in their Southeastern Conference opener, the Wildcats (3-0) showed no signs of a letdown and

overwhelmed the Racers from start to finish. Leading 17-3 at the break, Kentucky pulled way in the second half.

Traditionally the Wildcats have struggled against FCS opponents and needed overtime to fend off Ohio Valley Conference member Eastern Kentucky in a 34-27 win in 2015. The task was much easier this time for Kentucky.

Paced by Wilson, the Wildcats used a balanced offense to defeat the Racers, amassing 528 yards of offense, including 245 on the ground. Wilson targeted nine different receivers, mainly Lynn Bowden, Jr., who caught eight passes for 89 yards. Wilson and backup Gunnar Hoak threw for 240 yards and one touchdown.

Benny Snell, Jr. collected 75 yards on 15 carries and added a score. In limited action in the second half, Snell had just four carries as A.J. Rose and Sihem King collected a bulk of the carries in the second half.

In a surprise trick play, Snell completed a shovel pass to Wilson, who then handed the ball off to Zy'Aire Hughes for a 49-yard score to end the third quarter. Snell's block downfield created a wide-open path to the end zone for Hughes in his first career touchdown.

Murray avoided the shutdown on Gabriele Vicente's 29-yard field goal at the end of the first half. Racers quarterback Drew Anderson competed 15-of-32 passes for 118 yards. Backup signal caller Preston Rice scored Murray's lone touchdown with a 21-yard run with 30 seconds remaining.

Overall, Stoops was pleased with the win and likes the where his team stands following the first three weeks of the regular season.

SCORING SUMMARY

Murray State	0	3	0	7	-	10
Kentucky	7	10	17	14	-	48

- 1st 11:09 UK - Terry Wilson 42 yd run (Miles Butler kick), 8-91 3:51 0 - 7
- 2nd 11:29 UK - Miles Butler 40 yd field goal, 7-16 3:22 0 - 10
- 01:43 UK - Benny Snell 7 yd run (Miles Butler kick), 14-64 6:47 0 - 17
- 00:00 MUR - VICENTE, Gabriele 29 yd field goal, 8-64 1:43 3 - 17
- 07:19 UK - Miles Butler 38 yd field goal, 16-56 6:42 3 - 20
- 03:07 UK - Asim Rose 3 yd run (Miles Butler kick), 7-72 2:46 3 - 27
- 00:05 UK - Zy'Aire Hughes 49 yd pass from Benny Snell (Miles Butler kick), 3-56 1:26 3 - 34
- 4th 10:16 UK - Allen Dailey 23 yd pass from Gunnar Hoak (Miles Butler kick), 4-80 1:53 3 - 41
- 03:38 UK - Danny Clark 2 yd run (Miles Butler kick), 8-55 3:59 3 - 48
- 00:30 MUR - RICE, Preston 21 yd run (VICENTE, Gabriele kick), 9-75 3:08 10 - 48

TEAM STATISTICS

	MUR	UK
First Downs	17	28
Rush Att./Net Rush	21/122	43/245
Passing C/A/I	20/41/1	24/31/0
Offensive Plays	62	74
Total Offense	302	528
Fumbles/Lost	1/0	2/0
Penalties/Yards	8/60	7/67
Punts/Average	5/39.8	1/54.0
Third-Down Conv.	9 of 16	6 of 12
Time of Possession	24:05	35:55

INDIVIDUAL STATISTICS

RUSHING (ATT.-YD.-TD)

UK - Wilson 13-80, Snell 15-75, Rodriguez 2-43, King 6-26, Rose 5-19, Clark 1-2  
MUR - Castille 8-58, Penick 7-27, Rice 2-25, Nichols 3-7, Anderson 1-1, Feggins 0-4

PASSING (COMP-ATT-INT-YARDS-TD)

UK - Wilson 19-25-0-163-0, Hoak 4-5-0-77-1, Snell 1-1-0-43-1  
MUR - Anderson 15-32-0-118-0, Bentley 4-6-1-25-0, Rice 1-3-0-37-0

RECEIVING (REC-YARDS-TD)

UK - Bowden 8-89, Baker 4-25, Conrad 3-24, Thomas 2-51, Dailey 2-38  
MUR - Honeycutt 4-76, Hayes 4-35, Gray 3-14

TACKLES

UK - Edwards 5, Baity 4, West 4, Davis 4, Allen 4  
MUR - Sanford 7, Koclanakis 7, Catis 7

4

KENTUCKY 28, MISSISSIPPI STATE 7

SEPT. 22, 2018 • LEXINGTON, KY  
KROGER FIELD (60,037)



Benny Snell, Jr. rushed for four touchdowns to break a Kentucky career record, including two in the fourth quarter, and the Wildcats held No. 14 Mississippi State to 56 yards rushing for a 28-7 upset Saturday night.

After Tyrell Ajian's 35-yard interception return to the Bulldogs 36, Snell broke left and down the left sideline for his third score with 8 minutes remaining to break Randall Cobb's previous mark of 37 total touchdowns.

The junior wasn't done and added a 23-yard TD run on the next possession for 21-point cushion the Wildcats (4-0, 2-0 Southeastern Conference) preserved for their second win over

a ranked school this month. Kentucky beat then-No. 25 Florida two weeks ago to break a 31-game losing streak to the Gators.

Snell also had TD runs of 1 and 2 yards to finish with 165 on 25 carries, his 15th career 100-yard game. His four rushing TDs also matched a school record he shares with Don Phelps. Kentucky rushed for 229 overall and outgained the Bulldogs 300-201 under a steady drizzle.

MSU (3-1, 0-1) was held nearly 256 rushing yards below its SEC-leading average of 311.7 coming in. The Bulldogs only managed Nick Fitzgerald's 1-yard TD run midway through the second quarter.

SCORING SUMMARY

Mississippi State	0	7	0	0	-	7
Kentucky	0	7	7	14	-	28

- 2nd 08:42 MS - Nick Fitzgerald 1 yd run (Jace Christmann kick), 15-80 8:17 7 - 0
- 00:50 UK - Benny Snell 2 yd run (Miles Butler kick), 6-47 1:25 7 - 7
- 3rd 06:03 UK - Benny Snell 1 yd run (Miles Butler kick), 11-92 5:35 7 - 14
- 4th 08:00 UK - Benny Snell 36 yd run (Miles Butler kick), 1-36 0:09 7 - 21
- 03:45 UK - Benny Snell 23 yd run (Miles Butler kick), 5-40 2:54 7 - 28

TEAM STATISTICS

	MSU	UK
First Downs	11	18
Rush Att./Net Rush	28/56	47/229
Passing C/A/I	16-32-1	8-14-1
Offensive Plays	60	61
Total Offense	201	300
Fumbles/Lost	0/0	0/0
Penalties/Yards	16/139	5/42
Punts/Average	8/37.6	5/39.6
Third-Down Conv.	7 of 17	3 of 10
Time of Possession	29:03	30:57

INDIVIDUAL STATISTICS

RUSHING (ATT.-YD.-TD)

UK - Snell 25-165-4, Rose 9-47-0, Wilson 11-18-0  
MSU - Williams 8-22-0, Fitzgerald 16-20-2, Hill 4-14-0

PASSING (COMP-ATT-INT-YARDS-TD)

UK - Wilson 8-14-1-71-0  
MSU - Fitzgerald 16-32-1-145-0

RECEIVING (REC-YARDS-TD)

UK - Bowden 3-15, Conrad 2-22, Baker 1-23, Ali 1-6, Richardson 1-5  
MSU - Mitchel 6-65, Hill 3-19, Guidry 2-36, Johnson 2-13, Williams 2-4, Williams 1-8

TACKLES

UK - West 9, Jones 8, Daniel 7, Edwards 6, Allen 6  
MSU - Thompson 7, Abram 6, Dantzler 6, Simmons 6, Sweat 6, McLaurin 6





**5** **KENTUCKY 24, SOUTH CAROLINA 10**  
**SEPT. 29, 2018 • LEXINGTON, KY**  
**KROGER FIELD (63,081)**



For one half, No. 17 Kentucky's offense showed the intensity that helped earn its first Top 25 in nearly 11 years. When things sputtered afterward against South Carolina, the Wildcats' defense rose to the challenge with clutch plays to ensure their new-found status ended on a high note.

Their strong start was certainly critical, too.

Benny Snell, Jr. ran for 99 yards and one of Kentucky's three consecutive first-half touchdowns and the Wildcats held on for a 24-10 victory over South Carolina on Saturday night.

Kentucky (5-0, 3-0 Southeastern Conference) quashed initial concerns about a letdown following their first ranking

since November 2007 by scoring on four straight drives to lead 24-3 at halftime. The Wildcats ended up needing that cushion to offset a scoreless second half and Jake Bentley's 58-yard, third quarter TD pass to Deebo Samuel that kept the Gamecocks (2-2, 1-2) within striking distance.

Mike Edwards' interception with 3:47 remaining snuffed one chance by the Gamecocks before they turned the ball over on downs in the final minute. Those defensive stands sealed Kentucky's fifth consecutive series win and continued its best SEC start since 1977.

The Wildcats registered four turnovers, including interceptions by Derrick Baity, Darius West and Edwards. They scored 10 points off a fumble and interception before West and Edwards picked off Bentley and preserved a second consecutive SEC win by double digits.

And it's still a work in progress.

Snell's rushing yardage on 28 carries also made him the third Wildcat to break 3,000 in a career. His 4-yard score with 4:53 remaining in the second quarter extended his TD record to 40. Quarterback Terry Wilson and A.J. Rose ran for TDs from 1 and 24 yards as Kentucky edged South Carolina 327-321 in yardage.

**SCORING SUMMARY**

South Carolina	3	0	7	0	-	10
Kentucky	3	21	0	0	-	24

- 1st 10:06 UK - Miles Butler 29 yd field goal, 4--4 2:00 0 - 3  
05:07 SC - Parker White 29 yd field goal, 13-72 4:55 3 - 3
- 2nd 14:21 UK - Terry Wilson 1 yd run (Miles Butler kick), 11-75 5:46 3 - 10  
09:15 UK - Asim Rose 24 yd run (Miles Butler kick), 7-80 3:16 3 - 17  
04:53 UK - Benny Snell 4 yd run (Miles Butler kick), 6-61 3:23 3 - 24
- 3rd 07:37 SC - Deebo Samuel 58 yd pass from Jake Bentley (Parker White kick), 4-75 1:44 10 - 24

**TEAM STATISTICS**

	USC	UK
First Downs	20	19
Rush Att./Net Rush	35/128	46/195
Passing C/A/I	17/34/3	13/20/1
Offensive Plays	69	66
Total Offense	321	327
Fumbles/Lost	3/1	0/0
Penalties/Yards	11/94	11/115
Punts/Average	3/56.3	4/47.5
Third-Down Conv.	5 of 15	3 of 11
Time of Possession	25:16	34:44

**INDIVIDUAL STATISTICS**

**RUSHING (ATT.-YD.-TD)**

UK - Snell 28-99-1, Wilson 9-59-1, Rose 7-38-1  
USC - Dowdle 13-44, Bentley 8-37, Turner 5-33, Denson 7-32, Scarnecchia 2-(-18)

**PASSING (COMP-ATT-INT-YARDS-TD)**

UK - Wilson 13-20-1-132-0  
USC - Bentley 12-28-3-148-1, Scarnecchia 4-6-0-45-0

**RECEIVING (REC-YARDS-TD)**

UK - Bowden 4-18, Conrad 3-31, Baker 2-29, Bouvier 1-21, Snell 1-14, Epps 1-11, Ali 1-8  
USC - Smith 4-40, Edwards 3-25, Samuel 2-61, Dowdle 2-29, Vann 2-20, Turner 2-12, Pollard 2-6

**TACKLES**

UK - West 9, Allen 8, Edwards 5, Daniel 5, Jones 5  
USC - Nixon 8, Brunson 8, Montac 7, Sterling 6

**6** **KENTUCKY 14, TEXAS A&M 20**  
**OCT. 6, 2018 • COLLEGE STATION, TX**  
**KYLE FIELD (99,829)**



Despite a valiant effort by its defense, No. 13 Kentucky suffered its first loss of the season on Saturday night, falling 20-14 to Texas A&M in overtime at Kyle Field.

The Wildcats' offense struggled all night against a stout Aggies' defense. Kentucky managed just 178 yards of total offense, with star running back Benny Snell, Jr. held to a season-low 60 yards rushing. Quarterback Terry Wilson passed for 108 yards and a touchdown in the game.

But it was the defense that allowed Kentucky to stay close. Darius West had a huge game with 10 tackles, an interception and a fumble recovery for a 40-yard touchdown that tied the game late in regulation. Mike Edwards had nine tackles, including three

tackles for loss.

The game was scoreless until late in the first quarter, when Kentucky got the scoring going. Wilson connected with Lynn Bowden, Jr. on a 54-yard touchdown toss/pass and Miles Butler's extra point gave the Cats a 7-0 lead with 1:10 left in the period. That would be the score after one quarter of play.

It stayed that way until just before halftime, when Texas A&M drove 70 yards in 13 plays, finishing with a three-yard touchdown pass from Kellen Mond to Quartney Davis, tying the game at 7-7 with 1:14 to go in the half. The game would be tied at that score at the break.

Neither team scored in the third quarter, but in the fourth period, momentum seemed to shift in Kentucky's favor. An interception by West gave Kentucky the ball near midfield, setting the Cats up for a potential go-ahead score. But Kentucky went three-and-out, and Rashad Hall returned the ensuing punt to the Kentucky 46, giving A&M the momentum back.

The Aggies took immediate advantage, with the help of a lucky bounce. On the second play after the punt return, Mond's pass, intended for Camron Buckley, glanced off of Buckley's hands and into the arms of Jace Sternberger, who took it 46 yards for a touchdown, giving A&M a 14-7 lead with 10:13 to play in the game.

Inside the final five minutes of regulation, A&M appeared to be ready to put the game away. On a third down and one, Derrick Baity, Jr. forced a Mond fumble, which was recovered by West, who returned it 40 yards for a touchdown. Butler's PAT tied the game at 14-14 with 4:17 to play in regulation.

The teams would be tied 14-14 at the end of regulation, forcing overtime. Kentucky's offensive possession stalled, and Butler's 43-yard field goal hit the crossbar, coming up just short. A&M would need just four plays to score, capped by a Trayveon Williams 10-yard touchdown run to win the game.

Kentucky has next weekend off before returning to SEC action on October 20 by hosting Vanderbilt at Kroger Field.

**SCORING SUMMARY**

Kentucky	7	0	0	7	0	-	14
TAMU	0	7	0	7	6	-	20

- 1st 01:10 UK - Lynn Bowden 54 yd pass from Terry Wilson (Miles Butler kick), 5-68 2:22 7 - 0
- 2nd 01:14 TAMU - Quartney Davis 3 yd pass from Kellen Mond (Seth Small kick), 13-70 4:43 7 - 7
- 4th 10:13 TAMU - J. Sternberger 46 yd pass from Kellen Mond (Seth Small kick), 2-48 0:54 7 - 14  
04:17 UK - Darius West 40 yd fumble recovery (Miles Butler kick) 14 - 14
- OT 15:00 TAMU - T. Williams 10 yd run, 4-25 0:00 14 - 20

**TEAM STATISTICS**

	UK	TAMU
First Downs	8	21
Rush Att./Net Rush	30/70	45/164
Passing C/A/I	13/20/0	18/30/1
Offensive Plays	50	75
Total Offense	178	390
Fumbles/Lost	3/0	3/1
Penalties/Yards	8/52	6/25
Punts/Average	10/48.7	5/59.6
Third-Down Conv.	2 of 13	7 of 17
Time of Possession	34:58	34:58

**INDIVIDUAL STATISTICS**

**RUSHING (ATT.-YD.-TD)**

UK - Snell 13-60-0, Rose 3-6-0, Wilson 14-4-0  
TAMU - Williams 24-138-1, Corbin 4-22-0, Mond 16-15-0

**PASSING (COMP-ATT-INT-YARDS-TD)**

UK - Wilson 13-20-0-108-1  
TAMU - Mond 18-29-1-226-2

**RECEIVING (REC-YARDS-TD)**

UK - Snell 4-18, Bowden 3-55, Conrad 3-25, Ali 1-5, Rose 1-3, Baker 1-2  
TAMU - Williams 6-72, Sternberger 5-95, Davis 3-24, Rogers 2-13, Corbin 1-15, Buckley 1-7

**TACKLES**

UK - West 10, Edwards 9, Square 6, Baity 5  
TAMU - Wilson 12, Alaka 6, Keke 5, Durham 5







**7**

**KENTUCKY 14, VANDERBILT 7**  
**OCT. 20, 2018 • LEXINGTON, KY**  
**KROGER FIELD (54,269)**



Kentucky's hope of winning with style coming out of an off week quickly evolved into doing whatever it could to get past Vanderbilt.

The No. 14 Wildcats eventually succeeded behind the reliable combination of running back Benny Snell, Jr. and a fierce, opportunistic defense that wouldn't break.

Snell rushed for 169 yards, including the go-ahead 7-yard run with 8:04 remaining that helped Kentucky pull away for a 14-7 victory over Vanderbilt.

The Wildcats clinched bowl eligibility for a third consecutive season and stayed in contention in the East division with their third straight victory over the Commodores (3-5, 0-4). But it took nose guard Quinton Bohanna to force Jamauri Wakefield's fourth-down fumble that he recovered at the 20 midway through the fourth quarter to jump-start Kentucky from game-long inconsistency.

Snell took control from there, rushing 10 times for 74 yards on the drive that ended with his ninth TD run. The junior rushed 32 times for his 16th career 100-yard game on a blustery night that Kentucky had to work hard to outgain Vanderbilt 298-284.

The SEC's rushing leader also factored big in Kentucky's game-tying scoring drive by carrying eight times for 39 yards, including a 3-yard run to the Commodores' 5. Quarterback Terry Wilson capped it with a short TD pass to Lynn Bowden on the next play, but Snell set the tone.

Bohanna's play was one of four forced four fumbles with two recoveries, the second by Mike Edwards with 1:04 left that sealed the outcome. The Wildcats also recorded four sacks.

"We pride ourselves on being the best team out there and making big plays," said linebacker Josh Allen, who had two sacks among eight tackles.

Vanderbilt played without leading rusher Ke'Shawn Vaughn, who did not make the trip after getting hurt last week against Florida. The Commodores converted a first-quarter takeaway into Kyle Shurmur's 29-yard TD pass to C.J. Bolar, but that was their only lead as they rushed for just 68 yards.

Vanderbilt coach Derek Mason said his decision to go for the first down instead of kicking a field goal in the fourth quarter was based on an earlier missed kick.

**SCORING SUMMARY**

Vanderbilt	7	0	0	0	-	7
Kentucky	0	7	0	7	-	14

1st 06:54 VANDY - C.J. Bolar 29 yd pass from Kyle Shurmur (Ryley Guay kick), 6-44 3:31 7 - 0  
 2nd 06:28 UK - Lynn Bowden 5 yd pass from Terry Wilson (Miles Butler kick), 11-48 5:31 7 - 7  
 4th 08:04 UK - Benny Snell 7 yd run (Miles Butler kick), 12-80 5:39 7 - 14

**TEAM STATISTICS**

	VANDY	UK
First Downs	12	17
Rush Att./Net Rush	31/112	53/280
Passing C/A/I	15/23/0	3/9/0
Offensive Plays	54	62
Total Offense	284	298
Fumbles/Lost	4/2	3/2
Penalties/Yards	5/25	4/35
Punts/Average	7/41.1	5/43.0
Third-Down Conv.	4 of 13	7 of 13
Time of Possession	28:53	31:07

**INDIVIDUAL STATISTICS**

**RUSHING (ATT.-YD.-TD)**

UK - Snell 32-169-1, Wilson 12-91, Rose 5-17, Bowden 2-5  
 Vandy - Wakefield 19-74, Marlow 2-17, Crawford 2-5, Blasingame 3-3, Lipscomb 1(-1), Shurmur 4(-34), Reagan 0-4

**PASSING (COMP-ATT-INT-YARDS-TD)**

UK - Wilson 3-9-0-18-1  
 Vandy - Shurmur 15-23-0-216-1

**RECEIVING (REC-YARDS-TD)**

UK - Bowden 3-18-1  
 Vandy - Lipscomb 5-28, Pinkney 3-44, Blasingame 3-40, Bolar 2-78-1, Tennyson 1-20, Wakefield 1-6

**TACKLES**

UK - Daniel 10, Edwards 9, Allen 8, D. Robinson 7  
 Vandy - Griffin 18, Wiley 11, Moore 7

**8**

**KENTUCKY 15, MISSOURI 14**  
**OCT. 20, 2018 • LEXINGTON, KY**  
**KROGER FIELD (54,269)**



Terry Wilson threw a 2-yard touchdown pass to C.J. Conrad on the final play to give No. 12 Kentucky a 15-14 victory over Missouri.

Kentucky took over on its own 19 with 1:24 left. With 4 seconds left, Wilson threw toward Ahmad Wagner in the back left corner of the end zone. Wagner caught the ball out of bounds, but Missouri cornerback DeMarkus Acy was called for pass interference, giving Kentucky an untimed down that it turned into the winning score.

Lynn Bowden Jr. returned a punt 67 yards for a touchdown with 5:18 left to pull the Wildcats (7-1, 5-1 Southeastern

Conference) to 14-9.

Kentucky held Missouri without a first down on eight second-half possessions.

Wilson, who was replaced by backup Gunnar Hoak for part of the second half, completed 22 of 31 passes for 267 yards. Bowden had 13 catches for 166 yards. Benny Snell, who entered the game as the nation's fourth-leading rusher, gained just 67 yards on 19 carries.

Missouri opened a 14-3 halftime lead with two 10-play touchdown drives. Damarea Crockett scored on a 2-yard run early in the second quarter, and Larry Rountree added a 1-yard TD run just before halftime.

Missouri's Drew Lock completed 15 of 27 passes for 165 yards.

Kentucky appeared to have squandered its last chance to get back in the game when A.J. Rose was stuffed on a fourth-and-goal run from the 2-yard line with 7:31 left. It was the third failed fourth-down conversion of the game for the Wildcats. But a few minutes later, Bowden returned the punt for a touchdown and the comeback was on.

**SCORING SUMMARY**

Kentucky	3	0	0	12	-	15
Missouri	0	14	0	7	-	14

1st 11:12 UK - Chance Poore 31 yd field goal, 7-62 3:48 3 - 0  
 2nd 14:01 MU - Crockett, Damar 2 yd run (McCann, Tucker kick), 10-73 4:00 3 - 7  
 00:49 MU - Rountree, Larry 1 yd run (McCann, Tucker kick), 10-51 3:15 3 - 14  
 4th 05:18 UK - Lynn Bowden 67 yd punt return (Lynn Bowden pass failed) 9 - 14  
 00:00 UK - C.J. Conrad 2 yd pass from Terry Wilson, 8-81 1:24 15 - 14

**TEAM STATISTICS**

	UK	MIZZOU
First Downs	21	13
Rush Att./Net Rush	35/112	35/113
Passing C/A/I	25/39/1	15/27/0
Offensive Plays	74	62
Total Offense	385	249
Fumbles/Lost	0/0	2/0
Penalties/Yards	5/31	8/69
Punts/Average	5/35.4	9/48.4
Third-Down Conv.	3 of 14	5 of 16
Time of Possession	31:52	28:08

**INDIVIDUAL STATISTICS**

**RUSHING (ATT.-YD.-TD)**

UK - Snell 19-67, Wilson 10-11, Rose 5-11, Clark 1-2  
 Mizzou - Crockett 11-46-1, Rountree 14-45-1, Badie 5-14, Knox 1(-7), Lock 4(-14)

**PASSING (COMP-ATT-INT-YARDS-TD)**

UK - Wilson 22-31-1-267-1, Hoak 3-8-0-27-0  
 Mizzou - Lock 15-27-0-165-0

**RECEIVING (REC-YARDS-TD)**

UK - Bowden 13-166, Bouvier 2-43, Snell 2-28, Ali 2-22, Conrad 2-12-1, Richardson 2-8, Baker 1-8, Rigg 1-7  
 Missouri - Johnson 4-71, Crockett 3-20, Knox 3-12, Okwuegbunam 2-20, Scott 1-32, Badie 1-9, Scales 1-1

**TACKLES**

UK - Allen 11, Jones 10, West 8  
 Missouri - Garrett 14, Hall 7, Gillespie 6





**2018 GAME-BY-GAME STARTERS**

**OFFENSIVE STARTERS**

	TE/WR	LT	LG	C	RG	RT	WR	WR/TE	WR	RB	QB
vs. Central Mich.	Conrad	Watkins	Stenberg	Jackson	Stallings	Asafo-Adjei	Baker	Bowden	Richardson	Snell	Wilson
at Florida	Conrad	Price	Stenberg	Jackson	Stallings	Asafo-Adjei	Baker	Bowden	Richardson	Snell	Wilson
vs. Murray State	Conrad	Price	Stenberg	Jackson	Stallings	Asafo-Adjeu	Baker	Bowden	Richardson	Snell	Wilson
vs. Miss. State	Conrad	Price	Stenberg	Jackson	Stallings	Asafo-Adjei	Baker	Bowden	Richardson	Snell	Wilson
vs. South Carolina	Conrad	Price	Stenberg	Jackson	Stallings	Asafo-Adjei	Baker	Bowden	Richardson	Snell	Wilson
at Texas A&M	Bouvier	Price	Stenberg	Jackson	Stallings	Asafo-Adjei	Baker	Bowden	Richardson	Snell	Wilson
vs. Vanderbilt	Conrad	Price	Stenberg	Jackson	Stallings	Asafo-Adjei	Baker	Bowden	Richardson	Snell	Wilson
at Missouri	Conrad	Price	Stenberg	Jackson	Stallings	Asafo-Adjei	Baker	Bowden	Richardson	Snell	Wilson
vs. Georgia											
at Tennessee											
vs. Middle Tenn.											
at Louisville											

**DEFENSIVE STARTERS**

	OLB	DE	NG/NICK	DT	SLB/NICK	WLB	MLB	CB	SS	FS	CB
vs. Central Mich.	Allen	Carter	Griffin	Middleton	Watson	J. Jones	Ka. Daniel	Baity	Edwards	West	L. Johnson
at Florida	Allen	Carter	Bohanna	Middleton	Griffin	J. Jones	Ka. Daniel	Baity	Edwards	West	L. Johnson
vs. Murray State	Allen	Carter	Dubose	Middleton	Griffin	J. Jones	Ka. Daniel	Baity	Edwards	West	L. Johnson
vs. Miss. State	Allen	Carter	Dubose	Middleton	Watson	J. Jones	Ka. Daniel	Baity	Edwards	West	L. Johnson
vs. South Carolina	Allen	Taylor	Dubose	Middleton	Griffin	J. Jones	Ka. Daniel	Baity	Edwards	West	L. Johnson
at Texas A&M	Allen	Taylor	Dubose	Middleton	Watson	J. Jones	Oats	Baity	Edwards	West	L. Johnson
vs. Vanderbilt	Allen	Taylor	Dubose	Middleton	Watson	J. Jones	Ka. Daniel	Baity	Edwards	West	L. Johnson
at Missouri	Allen	Taylor	Bohanna	Middleton	Watson	J. Jones	Ka. Daniel	Baity	Edwards	West	L. Johnson
vs. Georgia											
at Tennessee											
vs. Middle Tenn.											
at Louisville											



2018 GAME-BY-GAME STATISTICS

Game	Score	First Downs	Time of Possession	Rushing (No-Yds-TD)	Passing (Cmp-Att-Int-Yds-TD)	Total Offense (Plays-Yds-TD)	3rd Down Conversions	Fumbles-Lost
KENTUCKY vs. Central Michigan	35-20	27-11	28:08-31:52	43-299-4-39-118-1	15-27-2-128-1-17-27-0-137-0	70-427-5-66-255-1	7-of-13-6-of-18	5-2-1-0
KENTUCKY at Florida	27-16	20-24	31:10-28:50	41-303-1-29-128-0	11-16-1-151-2-17-38-1-232-2	57-454-3-67-360-2	9-of-13-7-of-13	1-1-2-1
KENTUCKY vs. Murray State	48-10	28-17	35:55-24:05	43-245-4-21-122-1	24-31-0-283-2-20-41-1-180-0	74-528-6-62-302-1	6-of-12-9-of-16	2-0-1-0
KENTUCKY vs. Mississippi State	28-7	18-11	30:57-29:03	47-229-4-28-56-1	8-14-1-71-0-16-32-1-145-0	61-300-4-60-201-1	3-of-10-7-of-17	0-0-0-0
KENTUCKY vs. South Carolina	24-10	19-20	34:44-25:16	46-195-3-35-128-0	13-20-1-132-0-17-34-3-193-1	66-327-3-69-321-1	3-of-11-5-of-15	0-0-3-1
KENTUCKY at Texas A&M	14-20	8-21	25:02-34:58	30-70-0-45-164-1	13-20-0-108-1-18-30-1-226-2	50-178-1-75-390-3	2-of-13-7-of-17	3-0-3-1
KENTUCKY vs. Vanderbilt	14-7	17-12	31:07-28:53	53-280-1-31-68-0	3-9-0-18-1-15-23-0-216-1	62-298-2-54-284-1	7-of-13-4-of-13	3-2-4-2
KENTUCKY at Missouri	15-14	21-13	31:52-28:08	35-91-0-35-84-2	25-39-1-294-1-15-27-0-165-0	74-385-1-62-249-2	3-of-14-5-of-16	0-0-2-0
KENTUCKY vs. Georgia								
KENTUCKY at Tennessee								
KENTUCKY vs. Middle Tennessee								
KENTUCKY at Louisville								

GAME-BY GAME RUSHING

(No-Yds-TD)	Clark	Hoak	King	Rose	Rodriguez	Snell	Wilson
vs. Central Michigan	0-0-0	0-0-0	6-32-0	8-104-2	0-0-0	20-125-2	9-38-0
at Florida	0-0-0	0-0-0	0-0-0	4-23-0	0-0-0	27-175-0	10-105-1
vs. Murray State	1-2-1	0-0-0	6-26-0	5-19-1	2-43-0	15-75-1	13-80-1
vs. Mississippi State	0-0-0	0-0-0	0-0-0	9-47-0	0-0-0	25-165-4	11-18-0
vs. South Carolina	0-0-0	0-0-0	0-0-0	7-38-1	0-0-0	28-99-1	9-59-1
at Texas A&M	0-0-0	0-0-0	0-0-0	3-6-0	0-0-0	13-60-0	14-4-0
vs. Vanderbilt	0-0-0	0-0-0	0-0-0	5-17-0	0-0-0	32-169-1	12-91-0
at Missouri	1-2-0	0-0-0	0-0-0	5-11-0	0-0-0	19-67-0	10-11-0
vs. Georgia							
at Tennessee							
vs. Middle Tennessee							
at Louisville							

GAME-BY GAME RECEIVING

(Rec-Yds-TD)	Ali	Baker	Bouvier	Bowden	Conrad	Dailey	Epps	Hayes	Hughes	Richardson	Rigg	Snell	Thomas
vs. Central Michigan	1-14-0	1-21-0	3-48-1	5-17-0	3-9-0	0-0-0	0-0-0	0-0-0	0-0-0	0-0-0	0-0-0	1-7-0	1-12-0
at Florida	0-0-0	0-0-0	2-43-1	4-79-1	2-3-0	0-0-0	0-0-0	0-0-0	0-0-0	1-18-0	0-0-0	2-8-0	0-0-0
vs. Murray State	1-1-0	4-25-0	0-0-0	8-89-0	3-24-0	2-38-1	0-0-0	0-0-0	0-49-1	0-0-0	1-5-0	0-0-0	2-51-0
vs. Mississippi St.	1-6-0	1-23-0	0-0-0	3-15-0	2-22-0	0-0-0	0-0-0	0-0-0	0-0-0	1-5-0	0-0-0	0-0-0	0-0-0
vs. South Carolina	1-8-0	2-29-0	1-21-0	4-18-0	3-31-0	0-0-0	1-11-0	0-0-0	0-0-0	0-0-0	0-0-0	1-14-0	0-0-0
at Texas A&M	1-5-0	1-2-0	0-0-0	3-55-1	3-25-0	0-0-0	0-0-0	0-0-0	0-0-0	0-0-0	0-0-0	4-18-0	0-0-0
vs. Vanderbilt	0-0-0	0-0-0	0-0-0	3-18-0	0-0-0	0-0-0	0-0-0	0-0-0	0-0-0	0-0-0	0-0-0	0-0-0	0-0-0
at Missouri	2-22-0	1-8-0	2-43-0	13-166-0	2-12-1	0-0-0	0-0-0	0-0-0	0-0-0	2-8-0	1-7-0	2-28-0	0-0-0
vs. Georgia													
at Tennessee													
vs. Middle Tenn.													
at Louisville													





## GAME-BY-GAME PASSING

(Cmp-Att-Int-Yds-TD)	Hoak	Wilson
vs. Central Michigan	4-9-0-50-1	11-18-2-78-0
at Florida	0-0-0-0-0	11-16-1-151-2
vs. Murray State	4-5-0-77-1	19-25-0-163-0
vs. Mississippi St.	0-0-0-0-0	8-14-1-71-0
vs. South Carolina	0-0-0-0-0	13-20-1-132-0
at Texas A&M	0-0-0-0-0	13-20-0-108-1
vs. Vanderbilt	0-0-0-0-0	3-9-0-18-1
at Missouri	3-8-0-27-0	22-31-1-267-1
vs. Georgia		
at Tennessee		
vs. Middle Tenn.		
at Louisville		

## GAME-BY-GAME PUNTING

(No-Yds-Avg-LG-In20)	Duffy
vs. Central Michigan	4-200-50.0-54-2
at Florida	4-157-39.2-43-2
vs. Murray State	1-54-54.0-54-1
vs. Mississippi State	5-221-44.2-49-2
vs. South Carolina	4-190-47.5-52-4
at Texas A&M	10-487-48.7-63-3
vs. Vanderbilt	5-215-43.0-51-2
at Missouri	5-177-35.4-44-2
vs. Georgia	
at Tennessee	
vs. Middle Tennessee	
at Louisville	

## GAME-BY-GAME FIELD GOALS

FG Made (Miss)	Butler	Poore
vs. Central Michigan	-	-
at Florida	-	-
vs. Murray State	40, 38	-
vs. Mississippi State	(36)	-
vs. South Carolina	29, (43)	-
at Texas A&M	(43)	-
vs. Vanderbilt	(39)	-
at Missouri	-	31
vs. Georgia		
at Tennessee		
vs. Middle Tennessee		
at Louisville		

## GAME-BY-GAME DEFENSIVE LINE (Tackles-Tackles-For-Loss-Sacks)

Game	Allen	Bohanna	Carter	Ke. Daniel	Dubose	Hoskins	Looney	McCall	Middleton	Taylor
vs. Central Mich.	10-3-0-1	2-0-0	2-0-0	1-0-0	3-1-1	3-0-0	3-0-0	0-0-0	1-0-0	3-0-0
at Florida	5-0-5-1-0	0-0-0	2-0-0	0-0-0	0-0-0	2-1-0-1-0	1-0-0	0-0-0	1-1-0-0	0-0-0
vs. Murray State	4-0-0	0-0-0	0-0-0	3-0-0	2-0-0	2-0-0	0-0-0	3-1.5-1	0-0-0	1-0-0
vs. Miss. State	6-2-0-1	0-0-0	1-0-0	0-0-0	2-0-0	0-0-0	1-0-0	0-0-0	1-0-0	2-1-1
vs. South Carolina	8-4-0-3-0	2-0-0	0-0-0	0-0-0	1-0-0	3-0-0	1-0-0	0-0-0	0-0-0	2-0-0
at Texas A&M	4-0-0	2-0-0	1-0-0	0-0-0	0-0-0	4-1-1	2-0-0	0-0-0	1-0-5-0	1-0-0
vs. Vanderbilt	8-2-0-2-0	0-0-0	1-0-0	0-0-0	1-0-5-0	2-0-5-0	3-0-0	1-0-0	1-1-0-1-0	1-0-0
at Missouri	11-2-0-2-0	2-1-0-0	0-0-0	0-0-0	0-0-0	1-0-0	0-0-0	0-0-0	1-0-0	0-0-0
vs. Georgia										
at Tennessee										
vs. Middle Tenn.										
at Louisville										

## GAME-BY-GAME LINEBACKERS (Tackles-Tackles-For-Loss-Sacks-Pass Breakups)

Game	Ka. Daniel	Davis	Jones	Oats	Square	Watson	Wright
vs. Central Mich.	11-0-0-0	1-0-0-0	8-1.5-1-0	0-0-0-0	3-0-0-0	6-0-0-1	0-0-0-0
at Florida	11-0-5-0-0	0-0-0-0	6-0-0-0	0-0-0-0	2-0-0-0	1-0-0-0	0-0-0-0
vs. Murray State	3-1-0-0-0	4-0-0-1	2-0-0-4	1-0-0-0	2-0.5-1-0	0-0-0-0	3-0-0-1
vs. Miss. State	7-0-0-0	1-0-0-0	8-0-0-0	1-0-0-0	0-0-0-0	4-1-1-0	0-0-0-0
vs. South Carolina	5-0-0-0	1-0-0-0	5-1-0-0-0	4-0-0-0	1-0-0-0	2-1-0-1-0-1	0-0-0-0
at Texas A&M	4-0-0-0	0-0-0-0	2-1-1-0	4-1.5-1-0-0	6-0-0-0	4-1-0-1-0-0	0-0-0-0
vs. Vanderbilt	11-2-0-0-0	0-0-0-0	5-0-0-0	1-0-0-0	2-0-0-0	2-1-0-1-0-0	0-0-0-0
at Missouri	3-0-0-1	0-0-0-0	10-0-0-0	0-0-0-0	2-0-0-0	0-0-0-0	0-0-0-0
vs. Georgia							
at Tennessee							
vs. Middle Tenn.							
at Louisville							

## GAME-BY-GAME DEFENSIVE BACKS (Tackles-Pass Breakups-Int.)

Game	Ajian	Baity	Corker	Edwards	Griffin	L. Johnson	Z. Johnson	Nesbitt	Robinson	West	Westry
vs. Central Mich.	0-0-0	2-0-0	2-0-0	2-0-0	0-0-0	1-0-0	2-0-0	0-0-0	3-0-0	7-0-0	1-0-0
at Florida	0-0-0	3-2-0	0-0-0	6-1-0	4-0-0	3-1-0	1-0-0	0-0-0	1-0-0	8-0-1	1-0-0
vs. Murray State	2-0-0	4-0-0	1-0-0	5-0-0	1-1-0	0-0-0	0-0-0	1-0-0	1-1-0	4-1-0	2-0-0
vs. Miss. State	0-1-1	3-1-1	0-0-0	6-0-0	0-0-0	0-0-0	2-0-0	0-0-0	3-1-0	9-2-0	1-0-0
vs. South Carolina	0-0-0	3-0-1	1-0-0	5-0-1	1-1-0	3-0-0	1-0-0	0-0-0	0-0-0	9-2-1	1-0-0
at Texas A&M	1-1-0	5-2-0	1-0-0	9-0-0	3-0-0	3-0-0	0-0-0	0-0-0	1-0-0	10-0-1	2-0-0
vs. Vanderbilt	0-0-0	0-1-0	0-0-0	9-1-0	0-0-0	1-0-0	0-0-0	0-0-0	7-1-0	3-0-0	1-0-0
at Missouri	0-0-0	3-1-0	0-0-0	4-1-0	1-0-0	1-0-0	0-0-0	0-0-0	1-0-0	8-1-0	2-0-0
vs. Georgia											
at Tennessee											
vs. Middle Tenn.											
at Louisville											



## 2018 MISCELLANEOUS STATISTICS

## TURNOVERS

Opponent	FORCED BY KENTUCKY					FORCED BY OPPONENT			
	Fum	Int	Tot	Margin	UK Pts Off	Fum	Int	Tot	Opp Pts Off
vs. Central Michigan	0	0	0	-4	0	2	2	4	20
at Florida	1	1	2	0	6	1	1	2	0
vs. Murray State	0	1	1	+1	7	0	0	0	0
vs. Mississippi State	0	1	1	-	7	0	1	1	0
vs. South Carolina	1	3	4	+3	10	0	1	1	0
at Texas A&M	1	1	2	+2	7	0	0	0	0
vs. Vanderbilt	2	0	2	-	7	2	0	2	7
at Missouri	0	0	0	-1	0	0	1	1	0
vs. Georgia									
at Tennessee									
vs. Middle Tennessee									
at Louisville									
<b>TOTALS</b>	<b>5</b>	<b>7</b>	<b>12</b>	<b>+1</b>	<b>44</b>	<b>5</b>	<b>6</b>	<b>11</b>	<b>27</b>

## KENTUCKY BIG PLAYS

Opponent	RUSHING					PASSING				SPECIAL TEAMS	
	15+	20+	30+	40+	50+	20+	30+	40+	50+	Block	Return for TD
vs. Central Michigan	2	2	2	2	2	2	0	0	0	0	0
at Florida	5	4	1	1	0	2	1	1	1	0	0
vs. Murray State	5	3	1	1	0	6	2	2	0	0	0
vs. Mississippi State	4	3	1	0	0	2	0	0	0	0	0
vs. South Carolina	4	1	0	0	0	2	0	0	0	0	0
at Texas A&M	0	0	0	0	0	1	1	1	1	0	0
vs. Vanderbilt	4	3	0	0	0	0	0	0	0	0	0
at Missouri	1	0	0	0	0	4	2	2	0	1	1
vs. Georgia											
at Tennessee											
vs. Middle Tennessee											
at Louisville											
<b>TOTALS</b>	<b>25</b>	<b>16</b>	<b>5</b>	<b>4</b>	<b>2</b>	<b>19</b>	<b>6</b>	<b>6</b>	<b>2</b>	<b>1</b>	<b>1</b>

## OPPONENT BIG PLAYS

Opponent	RUSHING					PASSING				SPECIAL TEAMS	
	15+	20+	30+	40+	50+	20+	30+	40+	50+	Block	Return for TD
vs. Central Michigan	1	0	0	0	0	2	2	0	0	0	1
at Florida	2	1	0	0	0	1	1	0	0	0	0
vs. Murray State	3	2	1	0	0	3	2	0	0	0	0
vs. Mississippi State	0	0	0	0	0	2	0	0	0	0	0
vs. South Carolina	3	1	0	0	0	2	1	1	1	0	0
at Texas A&M	5	1	0	0	0	2	2	1	0	0	0
vs. Vanderbilt	0	0	0	0	0	4	2	1	0	0	0
at Missouri	1	1	0	0	0	3	1	0	0	0	0
vs. Georgia											
at Tennessee											
vs. Middle Tennessee											
at Louisville											
<b>TOTALS</b>	<b>15</b>	<b>6</b>	<b>1</b>	<b>0</b>	<b>0</b>	<b>19</b>	<b>11</b>	<b>3</b>	<b>1</b>	<b>0</b>	<b>1</b>

## DRIVE CHART STATISTICS

Opponent	No.	Avg Plays	Avg Yds	Avg Time	For TD	Avg Plays	Avg Yds	Avg Time
vs. Central Michigan	15	4.6	28.4	1:52	5	5.0	64.2	1:28
at Florida	9	6.3	50.4	3:28	3	8.0	86.3	4:01
vs. Murray State	10	7.4	52.8	3:25	6	7.3	69.6	3:27
vs. Mississippi State	12	5.0	25.0	2:34	4	5.7	53.7	2:28
vs. South Carolina	12	5.5	27.2	2:54	3	8.0	72.0	4:08
at Texas A&M	12	4.1	14.8	2:05	1	5.0	68.0	2:22
vs. Vanderbilt	12	5.1	24.8	2:35	2	11.5	64.0	5:35
at Missouri	12	6.2	32.1	2:39	1	8.0	81.0	1:24
vs. Georgia								
at Tennessee								
vs. Middle Tennessee								
at Louisville								



2018 EXPLOSIVE PLAYS

RUNS 15+

Rodriguez, 16 yards  
 Rodriguez, 27 yards  
*(2 rush for 43 yards, 21.5 avg., 0 TD)*  
 Rose, 55 yards\*  
 Rose, 24 yards\*  
*(2 rush for 79 yards, 39.5 avg., 2 TD)*  
 Snell, 52 yards\*  
 Snell, 44 yards  
 Snell, 20 yards  
 Snell, 17 yards  
 Snell, 22 yards  
 Snell, 20 yards  
 Snell, 18 yards  
 Snell, 36 yards\*  
 Snell, 23 yards\*  
 Snell, 16 yards  
 Snell, 15 yards  
 Snell, 22 yards  
 Snell, 15 yards  
*(13 rush for 320 yards, 24.6 avg., 3 TD)*  
 Wilson, 31 yards  
 Wilson, 19 yards  
 Wilson, 24 yards\*  
 Wilson, 42 yards\*  
 Wilson, 21 yards  
 Wilson, 16 yards  
 Wilson, 15 yards  
 Wilson, 22 yards  
 Wilson, 23 yards  
*(9 rush for 213 yards, 23.6 avg., 2 TD)*  
**Total: 26 rush for 655 yards, 25.1 avg, 7 TD**

RECEIVING 20+

Baker, 21 yards  
 Baker, 23 yards  
 Baker, 20 yards  
*(3 rec. for 64 yards, 21.3 avg., 0 TD)*  
 Bouvier, 24 yards\*  
 Bouvier, 29 yards\*  
 Bouvier, 21 yards  
 Bouvier, 27 yards  
*(4 rec. for 101 yards, 25.2 avg., 2 TD)*  
 Bowden, 54 yards\*  
 Bowden, 25 yards  
 Bowden, 24 yards  
 Bowden, 20 yards  
 Bowden, 54 yards\*  
 Bowden, 45 yards  
 Bowden, 43 yards  
*(7 rec. for 265 yards, 37.8 avg., 2 TD)*  
 Conrad, 23 yards  
*(1 rec. for 23 yards, 23.0 avg., 0 TD)*  
 Dailey, 23 yards\*  
*(1 rec. for 23 yards, 23.0 avg., 1 TD)*  
 Hughes, 49 yards\*  
*(1 rec. for 49 yards, 49.0 avg., 1 TD)*  
 Snell, 28 yards  
*(1 rec. for 2 yards, 28.0 avg., 0 TD)*  
 Thomas, 40 yards  
*(1 rec. for 40 yards, 40.0 avg., 0 TD)*  
**Total: 19 rec. for 567 yards, 29.8 avg., 6 TD)**

KICK RETURNS 30+

Bowden, 42 yards  
*(1 return for 42 yards, 42.0 avg.)*  
**Total: 1 return for 42 yards, 42.0 avg, 0 TD**

PUNT RETURNS 20+

Bouvier, 21 yards  
*(1 return for 21 yards, 21.0 avg.)*  
 Bowden, 67 yards  
*(1 return for 67 yards, 67.0 avg., 1 TD)*  
**Total: 2 return for 88 yards, 44.0 avg., 1 TD**

DEFENSIVE RETURNS 20+

D. Robinson, 20 yards\*  
*(1 return for 20 yards, 20.0 avg.)*  
 D. West, 40 yards\*  
*(1 return for 40 yards, 40.0 avg.)*  
**Total: (2 returns for 60 yards, 30.0 avg.)**

**Total: 50 plays for 1412 yards, 28.2 avg.**

*\* denotes a touchdown scoring play*

OPPONENT BIG PLAYS

**Total:**  
 Run (15+) 15 for 286 yds  
 Receiving (20+) 19 for 608 yds  
 Kick Returns (30+) 0 for 0 yds  
 Punt Returns (20+) 2 for 68 yds  
 Defensive Returns (20+) 2 for 56 yds  
**TOTAL: 38 for 1018 yards (26.7 avg.)**

UK LONG PLAYS (20+) BY THE NUMBERS

20+ Plays By Yards	No.	TD
100+	0	0
90-99	0	0
80-89	0	0
70-79	0	0
60-69	1	1
50-59	3	4
40-49	8	3
30-39	3	2
20-29	25	6
<b>TOTAL</b>	<b>40</b>	<b>16</b>

20+ Plays By Type	No.	TD
Rushing	17	7
Passing	18	6
Punt returns	2	1
Kick returns (30+)	1	0
Interceptions	0	0
Fumble returns	2	2
<b>TOTAL</b>	<b>40</b>	<b>16</b>





2018 SCORING DRIVE ANALYSIS

GAME-BY-GAME SCORING DRIVES

Game	Plays/Yards	Time (Poss.)	Qtr./Clock	Res.	Scoring Play
CMU	4/76	1:49	1/1:20	TD	Rose 55 yd rush
CMU	6/76	1:24	2/4:00	TD	Snell 52 yd rush
CMU	6/71	0:41	2/0:14	TD	Bouvier 24 yd pass from Hoak
CMU	3/40	1:16	3/4:01	TD	Snell 11 yd rush
CMU	6/58	2:10	4/14:53	TD	Rose 4 yd rush
UF	9/91	4:33	1/5:07	TD	Bouvier 29 yd pass from T. Wilson
UF	10/90	2:08	2/8:27	TD	T. Wilson 24 yd rush
UF	5/78	2:24	3/4:11	TD	Bowden 54 yd pass from T. Wilson
UF	0/0	0:00	4/0:00	TD	D. Robinson 20 yd fumble recovery
MSU	8/91	3:51	1/11:09	TD	T. Wilson 42 yd rush
MSU	7/16	3:22	2/11:29	FG	Butler 40 yd FG
MSU	14/64	6:47	2/1:43	TD	Snell 7 yd rush
MSU	16/56	6:42	3/7:19	FG	Butler 38 yd FG
MSU	7/72	2:46	3/3:07	TD	Rose 3 yd rush
MSU	3/56	1:26	3/0:05	TD	Hughes 49 yd TD rush
MSU	4/80	1:53	4/10:16	TD	Dailey 23 yd TD pass from Hoak
MSU	8/55	3:59	4/3:38	TD	Clark 2 yd rush
MSST	6/47	1:25	2/0:50	TD	Snell 2 yd rush
MSST	11/92	5:35	3/6:03	TD	Snell 1 yd rush
MSST	1/36	0:09	4/8:00	TD	Snell 36 yd rush
MSST	5/40	2:54	4/3:45	TD	Snell 23 yd rush
SC	4/4	2:00	1/10:06	FG	Butler 29 yd FG
SC	11/75	5:46	2/14:21	TD	Wilson 1 yd rush
SC	7/80	3:16	2/9:15	TD	Rose 24 yd rush
SC	6/61	3:23	2/4:53	TD	Snell 4 yd rush
TAMU	5/68	2:22	1/1:10	TD	Bowden 54 yd pass from T. Wilson
TAMU	0/0	0:00	4/4:17	TD	West 40 yd fumble recovery
VU	11/48	5:31	2/6:28	TD	Bowden 5 yd pass from T. Wilson
VU	12/80	5:39	4/8:04	TD	Snell 7 yd rush
MU	7/62	3:48	1/11:12	FG	Poore 31 yd FG
MU	8/81	1:24	4/0:00	TD	Wilson 2 yd pass from Conrad

GAME OPENING DRIVES

Game	KENTUCKY		OPPONENT	
	Res/Pts	Yds	Res/Pts	Yds
vs. Central Michigan	Punt/0	5	Punt/0	6
at Florida	TD/7	91	Punt/0	41
vs. Murray State	TD/7	91	Punt/0	28
vs. Mississippi State	Punt/0	17	Punt/0	-4
vs. South Carolina	Punt/0	5	Punt/0	1
at Texas A&M	Punt/0	19	Punt/0	16
vs. Vanderbilt	Fumble/0	29	Punt/0	17
at Missouri	FG/3	62	MFG/0	50
vs. Georgia				
at Tennessee				
vs. Middle Tennessee				
at Louisville				
<b>Total/Avg</b>	<b>17/2.1</b>	<b>319/39.9</b>	<b>0/0</b>	<b>155/19.4</b>

2ND HALF OPENING DRIVES

Game	KENTUCKY		OPPONENT	
	Res/Pts	Yds	Res/Pts	Yds
vs. Central Michigan	Punt/0	4	Punt/0	22
at Florida	TD/7	90	Punt/0	25
vs. Murray State	FG/3	56	Punt/0	-2
vs. Mississippi State	TD/7	92	Punt/0	8
vs. South Carolina	MFG/0	50	TD/7	75
at Texas A&M	Punt/0	12	MFG/0	52
vs. Vanderbilt	Punt/0	3	MFG/0	45
at Missouri	Punt/0	39	Punt/0	1
vs. Georgia				
at Tennessee				
vs. Middle Tennessee				
at Louisville				
<b>Total/Avg</b>	<b>17/2.1</b>	<b>349/43.3</b>	<b>7/.87</b>	<b>226/28.2</b>

GAME-BY-GAME TD DRIVES

Yds	TD	Drive	Poss. Time	TDs	Plays	TDs
0-9	11	0	00:00-00:59	2	1	1
10-19	1	0	01:00-01:59	7	2	-
20-29	6	0	02:00-02:59	5	3	2
30-39	1	1	03:00-03:59	4	4	2
40-49	2	4	04:00-04:59	1	5	3
50-59	4	3	05:00-05:59	5	6	5
60-69	0	3	06:00-06:59	1	7	2
70-79	0	6	07:00-07:59	-	8	3
80-89	0	4	08:00-08:59	-	9	1
90-99	0	4	09:00-09:59	-	10	1
<b>Total</b>	<b>25</b>	<b>25</b>	10:00-10:59	-	11	3
			11:00-11:59	-	12	1
			12:00-12:59	-	13	-
			13:00-13:59	-	14	1
			14:00-14:59	-	15	-
			15:00 - +	-	16	-

DRIVE ANALYSIS

Game	Total Drive	TD	FG	MFG	P	TO	4DN
vs. Central Michigan	15	5	0	0	4	4	0-1
at Florida	9	3	0	0	4	2	0-0
vs. Murray State	10	6	2	0	1	0	3-3
vs. Mississippi State	12	4	0	1	5	1	1-1
vs. South Carolina	12	3	1	1	4	1	1-1
at Texas A&M	12	1	0	1	10	0	0-0
vs. Vanderbilt	12	2	0	1	5	2	0-0
at Missouri	12	1	1	0	5	1	0-3
vs. Georgia							
at Tennessee							
vs. Middle Tennessee							
at Louisville							
<b>Totals</b>	<b>94</b>	<b>25</b>	<b>4</b>	<b>4</b>	<b>38</b>	<b>11</b>	<b>5-9</b>





KENTUCKY AND SEC RECORDS

CAREER RECEIVING YARDAGE LEADERS

#	Player	Years	Rec	Yards	Avg	TD
1.	Craig Yeast	1995-98	208	2,899	13.9	28
2.	Keenan Burton	2003-07	189	2,376	12.6	25
3.	Derek Abney	2000-03	197	2,339	11.9	18
4.	Garrett Johnson	2014-17	155	2,089	13.5	11
5.	Dicky Lyons Jr.	2004, 2006-08	141	1,752	12.4	18
6.	Quentin McCord	1996, 1998-2000	112	1,743	15.6	15
7.	La'Rod King	2009-12	134	1,706	12.7	17
8.	Randall Cobb	2008-10	144	1,661	11.5	13
9.	Anthony White	1996-99	194	1,520	7.8	8
10.	Felix Wilson	1977-79	90	1,508	16.8	10
11.	Tom Hutchinson	1960-62	94	1,483	15.7	9
12.	Kevin Coleman	1995-98	107	1,428	13.3	13
13.	Larry Seiple	1964-66	72	1,422	19.8	10
14.	Jacob Tamme	2004-07	133	1,417	10.6	11
15.	Jeff Badet	2013, 2015-16	82	1,385	16.9	7
16.	Rafael Little	2004-07	131	1,324	10.1	5
17.	James Whalen	1997-99	120	1,324	11.0	13
18.	Rick Kestner	1963-65	82	1,280	15.6	10
19.	Chris Matthews	2009-10	93	1,279	13.9	12
20.	Ryan Timmons	2013-16	112	1,254	11.2	5
21.	Derek Smith	1999-2001	89	1,224	13.8	9
22.	Phil Logan	1987-90	83	1,219	14.7	7
23.	Steve Meilinger	1951-53	75	1,210	16.1	17
24.	Steve Johnson	2006-07	72	1,200	16.6	14
25.	<b>Dorian Baker</b>	<b>2014-present</b>	<b>98</b>	<b>1,123</b>	<b>11.5</b>	<b>6</b>
26.	Javess Blue	2013-14	72	1,111	15.4	9
26.	Derek Homer	1997-2000	129	1,052	8.2	2
27.	Demarco Robinson	2011-14	86	1,028	12.0	3

CAREER RUSHING LEADERS

#	Player	Years	Att	YARDS	Avg.	TD
1.	Sonny Collins	1972-75	777	3,835	4.9	26
2.	<b>Benny Snell Jr.</b>	<b>2016-present</b>	<b>627</b>	<b>3,359</b>	<b>5.4</b>	<b>41</b>
3.	Moe Williams	1993-95	618	3,333	5.4	26
4.	Rafael Little	2004-07	580	2,996	5.2	16
5.	Mark Higgs	1984-87	532	2,892	5.4	25
6.	George Adams	1981-84	638	2,648	4.2	25
7.	Derrick Locke	2007-10	518	2,618	5.1	22
8.	S. "Boom" Williams	2014-16	366	2,511	6.9	18
9.	Artose Pinner	1999-2002	438	2,105	4.8	17
10.	Marc Logan	1983-86	389	1,769	4.5	11
11.	Derrick Ramsey	1975-77	446	1,764	3.9	25
12.	Anthony White	1996-99	364	1,758	4.8	11
13.	Jojo Kemp	2013-16	338	1,709	5.1	19
14.	Rodger Bird	1963-65	397	1,699	4.2	21
15.	Derek Homer	1997-2000	353	1,689	4.8	11
16.	Ivy Joe Hunter	1985-88	361	1,687	4.7	19
17.	Bill Leskovar	1949-51	324	1,664	5.1	9
18.	Steve Campassi	1972-75	370	1,609	4.3	8
19.	Raymond Sanders	2010-13	340	1,542	4.5	11
20.	Al Baker	1986-90	378	1,534	4.1	15
21.	Mike Fanuzzi	1971-74	344	1,484	4.3	16
22.	Bobby Cravens	1956-58	323	1,448	4.5	6
23.	Tony Dixon	2004, 2006-08	345	1,388	4.0	16
24.	Alfred Rawls	1988-89	286	1,370	4.8	16
25.	Randy Brooks	1976-80	358	1,314	3.7	6
26.	Randall Cobb	2008-10	228	1,313	5.8	22
27.	Don Phelps	1946-49	295	1,297	4.4	15
28.	Chris Hill	1975-78	260	1,264	4.9	4
29.	Rod Stewart	1975-78	268	1,250	4.7	9
30.	Doug Kotar	1971-73	293	1,167	3.9	5
31.	Damon Hood	1991-94	281	1,144	4.1	9

CAREER RUSHING ATTEMPTS

#	Player	Years	Yards	Att
1.	Sonny Collins	1972-75	3,835	777
2.	George Adams	1981-84	2,648	638
3.	<b>Benny Snell Jr.</b>	<b>2016-present</b>	<b>3,359</b>	<b>627</b>
4.	Moe Williams	1993-95	3,333	618
5.	Rafael Little	2004-07	2,996	580
6.	Mark Higgs	1984-97	2,892	532
7.	Derrick Locke	2007-10	2,618	518

CAREER AVERAGE PER RUSHING ATTEMPT (MIN. 200)

#	Player	Years	Average per rush
1.	Boom Williams	2014-16	6.91 (366/2511)
2.	Randall Cobb	2008-10	5.76 (228/1313)
3.	Mark Higgs	1984-87	5.43 (532/2892)
4.	Moe Williams	1993-95	5.39 (618/3333)
5.	<b>Benny Snell Jr.</b>	<b>2016-present</b>	<b>5.38 (627/3359)</b>
6.	Rafael Little	2004-07	5.17(580/2996),

CAREER TOUCHDOWNS SCORED

#	Player	Years	TDs
1.	<b>Benny Snell Jr.</b>	<b>2016-present</b>	<b>41</b>
2.	Randall Cobb	2008-10	37
3.	Craig Yeast	1995-98	32
3.	Moe Williams	1993-95	27
	George Adams	1981-84	
	Rodger Bird	1963-65	
	Derrick Locke	2007-10	

CAREER RUSHING TOUCHDOWNS LEADERS

#	Player	Years	TDs
1.	<b>Benny Snell Jr.</b>	<b>2016-present</b>	<b>41</b>
2.	Sonny Collins	1972-1975	26
	Moe Williams	1993-1995	26
4.	Derrick Ramsey	1975-1977	25
	George Adams	1981-1984	25
	Mark Higgs	1984-1987	25
7.	Derrick Locke	2007-2010	22
	Randall Cobb	2008-2010	22
9.	Rodger Bird	1963-1965	21
10.	Ivy Joe Hunter	1985-1988	19
	Jojo Kemp	2013-16	19
12.	Dicky Lyons, Sr.	1966-1968	18
	Boom Williams	2014-16	18
14.	Artose Pinner	1999-2002	17

CAREER SCORING LEADERS

#	Player	Years	TD/FG	PAT	Pts
1.	Austin MacGinnis	2014-17	0/72	143	359
2.	Lones Seiber	2006-09	0/49	158	305
3.	<b>Benny Snell Jr.</b>	<b>2016-present</b>	<b>41/0</b>	<b>1</b>	<b>248</b>
4.	Joey Worley	1984-87	0/57	75	246
5.	Seth Hanson	1997-98, 2000-01	0/35	127	232
6.	Taylor Begley	2002-05	0/36	118	226
	Randall Cobb	2008-10	37/0	2	226
8.	Craig Yeast	1995-98	32/0	0	192
9.	Craig McIntosh	2009-12	0/31	81	174
10.	Doug Pelfrey	1990-92	0/34	65	167

CAREER 100-YARD RUSHING GAMES

#	Player	Years	Games
1.	Sonny Collins	1972-75	18
2.	<b>Benny Snell Jr.</b>	<b>2016-present</b>	<b>16</b>
3.	Rafael Little	2004-07	13
	Moe Williams	1993-95	13
5.	"Boom" Williams	2014-16	11
	Artose Pinner	1999-2002	11

CAREER QB SACKS

#	Player	Years	Sacks
1.	Oliver Barnett	1986-89	26
2.	<b>Josh Allen</b>	<b>2015-present</b>	<b>24.5</b>
3.	Alvin "Bud" Dupree	2011-14	23.5
4.	Dennis Johnson	1998-2001	19
5.	Jeremy Jarmon	2006-08	17.5



## KENTUCKY AND SEC RECORDS

### CAREER TACKLES FOR LOSS (SINCE 1977)

#	Player	Years	TFLs
1.	Bud Dupree	2011-14	37
	Vincent Burns	2002-04	
	Marlon McCree	1997-2002	
4.	<b>Josh Allen</b>	<b>2015-present</b>	<b>34</b>
5.	Danny Trevathan	2008-11	32.5
6.	Jeremy Jarmon	2006-08	30
7.	Richard Jaffe	1976-79	29
8.	Corey Peters	2006-09	28
	Dennis Johnson	1998-99, 2001	
10.	Denzil Ware	2015-17	26.5
	Dewayne Robertson	2000-02	

### SEC CAREER RUSHING TOUCHDOWNS LEADERS

#	TDs	Player	Years
1.	57	Tim Tebow, Florida	2006-09
2.	49	Herschel Walker, Georgia	1980-82
3.	46	Kevin Faulk, LSU	1995-98
4.	45	Carnell Williams, Auburn	2001-04
5.	44	Dalton Hilliard, LSU	1982-85
		Nick Chubb, Georgia	2014-17
7.	43	Bo Jackson, Auburn	1982-85
8.	42	Anthony Dixon, Mississippi State	2006-09
		Mark Ingram, Alabama	2008-10
		Derrick Henry, Alabam	2013-15
11.	41	<b>Benny Snell Jr.</b>	<b>2016-present</b>
		Shaun Alexander, Alabama	1996-99
		Darren McFadden, Arkansas	2005-07
		Dak Prescott, Mississippi State	2012-15
15.	40	Charles Alexander, LSU	1975-78
		Leonard Fournette, LSU	2014-16
17.	38	Marcus Lattimore, South Carolina	2010-12
18.	37	Deuce McAllister, Ole Miss	1997-00
19.	36	Lars Tate, Georgia	1984-87
		Emmitt Smith, Florida	1987-89
		Todd Gurley, Georgia	2012-14
		Alex Collins, Arkansas	2013-15

### SEC CAREER RUSHING YARDS GAINED

#	Yards	Player	Years
1.	*5,259	Herschel Walker, Georgia (33 games)	1980-82
2.	4,769	Nick Chubb, Georgia (47 games)	2014-17
3.	4,590	Darren McFadden, Arkansas (38 games)	2005-07
4.	4,557	Kevin Faulk, LSU (41 games)	1995-98
5.	4,303	Bo Jackson, Auburn (38 games)	1982-85
6.	4,173	Ralph Webb, Vanderbilt (49 games)	2014-17
7.	4,163	Errict Rhett, Florida (48 games)	1990-93
8.	4,050	Dalton Hilliard, LSU (44 games)	1982-85
9.	4,035	Charles Alexander, LSU (44 games)	1975-78
10.	3,994	Anthony Dixon, Mississippi State (47 games)	2006-09
11.	3,928	Emmitt Smith, Florida (31 games)	1987-89
12.	3,835	Sonny Collins, Kentucky (41 games)	1972-75
13.	3,831	Carnell Williams, Auburn (42 games)	2001-04
14.	3,830	Leonard Fournette, LSU (32 games)	2014-16
15.	3,703	Alex Collins, Arkansas (38 games)	2013-15
16.	3,638	Sony Michel, Georgia (47 games)	2014-17
17.	3,591	Derrick Henry, Alabama (41 games)	2013-15
18.	3,565	Shaun Alexander, Alabama (42 games)	1996-99
19.	3,523	James Brooks, Auburn (38 games)	1977-80
20.	3,420	Bobby Humphrey, Alabama (35 games)	1985-88
-	3,359	<b>Benny Snell Jr., Kentucky (34 games)</b>	<b>2016-present</b>

\*—NCAA record for three years

## UK SINGLE-SEASON RECORDS

### MOST QUARTERBACK SACKS, SEASON

#	Sacks	Player	Year
1.	12	Dennis Johnson	2001
2.	10.5	Chris Ward	1996
3.	<b>10</b>	<b>Josh Allen</b>	<b>2018</b>
	10	Dean Wells	1992
4.	9	Jeremy Jarmon	2007
		Oliver Barnett	1988

### MOST 100-YARD RUSHING GAMES, SEASON

#	Games	Player	Year
1.	8	Artose Pinner	2002
2.	7	Benny Snell Jr.	2017
	7	Moe Williams	1995
4.	6	Rafael Little	2007
	6	Mark Higgs	1987
	6	George Adams	1984
	6	Sonny Collins	1975
8.	5	Stanley "Boom" Williams	2015
	5	Benny Snell Jr.	2016
10.	4	<b>Benny Snell Jr.</b>	<b>2018</b>

### MOST TACKLES FOR LOSS, SEASON

#	TFLs	Player	Year
1.	22	Art Still	1977
2.	19	Dennis Johnson	2001
3.	18	Vincent Burns	2003
4.	16	Danny Trevathan	2010
5.	15.5	Jordan Jones	2016
6.	15	Marlon McCree	2000
7.	14.5	Vincent Burns	2002
	<b>14.5</b>	<b>Josh Allen</b>	<b>2018</b>





OFFENSE

Left Tackle

- 72 E.J. Price, 6-6, 305, So-TR
70 Darian Kinnard, 6-5, 357, Fr-HS
or 66 Naasir Watkins, 6-5, 318, Fr-RS

Left Guard

- 71 Logan Stenberg, 6-6, 320, Jr-2L
79 Luke Fortner, 6-6, 293, So-1L

Center

- 52 Drake Jackson, 6-2, 290, So-1L
77 Mason Wolfe, 6-6, 315, Jr-1L

Right Guard

- 65 Bunchy Stallings, 6-3, 305, Sr-2L
61 Austin Dotson, 6-6, 322, Fr-RS

Right Tackle

- 64 George Asafo-Adjei, 6-5, 315, Sr-3L
70 Darian Kinnard, 6-5, 357, Fr-HS

Tight End

- 87 C.J. Conrad, 6-5, 252, Sr-3L
83 Justin Rigg, 6-6, 257, Jr-2L
80 Brenden Bates, 6-4, 240, Fr-HS

Wide Receiver (X)

- 11 Tavin Richardson, 6-3, 207, Jr-2L
82 Josh Ali, 6-0, 181, So-1L
13 Zy'Aire Hughes, 6-1, 182, So-1L

Wide Receiver (Y)

- 33 David Bouvier, 5-9, 168, Sr-Sq
11 Tavin Richardson, 6-3, 207, Jr-2L

Wide Receiver (F)

- 1 Lynn Bowden Jr., 6-1, 195, So-1L
33 David Bouvier, 5-9, 168, Sr-Sq

Wide Receiver (Z)

- 2 Dorian Baker, 6-3, 205, Sr-3L
or 81 Isaiah Epps, 6-2, 181, So-1L
89 Allen Dailey Jr., 6-3, 195, Fr-HS

Quarterback

- 3 Terry Wilson, 6-3, 205, So-JC
12 Gunnar Hoak, 6-4, 206, So-Sq
8 Danny Clark, 6-2, 232, Fr-RS

Running Back

- 26 Benny Snell Jr., 5-11, 223, Jr-2L
10 A.J. Rose, 6-1, 208, So-1L
5 Sihiem King, 5-9, 172, Sr-3L

SPECIALISTS

Kicker

- 95 Miles Butler, 5-9, 165, Sr-1L
12 Chance Poore, 6-2, 210, Fr-HS

Punter

- 93 Max Duffy, 6-1, 194, So-TR
86 Grant McKinniss, 6-1, 200, Jr-1L

Long Snapper

- 42 Tristan Yeomans, PS, 6-2, 208, Sr-2L
53 Blake Best, FG, PAT, 6-1, 220, Jr-2L

Punt Return

- 33 David Bouvier, 5-9, 168, Sr-Sq
7 Mike Edwards, 6-0, 201, Sr-3L
1 Lynn Bowden Jr., 6-1, 195, So-1L

Kickoff Return

- 1 Lynn Bowden Jr., 6-1, 195, So-1L
5 Sihiem King, 5-9, 172, Sr-3L

Holder

- 42 Tristan Yeomans, PS, 6-2, 208, Sr-2L
86 Grant McKinniss, 6-1, 200, Jr-1L

DEFENSE

Strongside Linebacker

- 31 Jamar "Boogie" Watson, 6-3, 234, So-1L
15 Jordan Wright, 6-5, 236, Fr-RS

Defensive Tackle

- 99 Adrian Middleton, 6-3, 298, Sr-3L
92 Phil Hoskins, 6-5, 306, Jr-1L

Nose Guard

- 95 Quinton Bohanna, 6-4, 340, So-1L
98 Tymere Dubose, 6-5, 315, Sr-3L
50 Marquan McCall, 6-3, 368, Fr-HS

Defensive End

- 90 T.J. Carter, 6-4, 265, Jr-2L
91 Calvin Taylor Jr., 6-9, 300, Jr-1L
59 Kordell Looney, 6-3, 297, So-1L

Defensive End/Outside Linebacker

- 41 Josh Allen, 6-5, 230, Sr-3L
20 Kengera Daniel, 6-5, 235, Sr-3L
58 Alex King, 6-3, 236, Fr-RS

Middle Linebacker

- 56 Kash Daniel, 6-1, 242, Jr-2L
22 Chris Oats, 6-3, 228, Fr-HS

Weakside Linebacker

- 34 Jordan Jones, 6-2, 218, Sr-3L
43 DeAndre Square, 6-1, 208, Fr-HS
or 22 Chris Oats, 6-3, 228, Fr-HS

Nickelback

- 7 Mike Edwards, 6-0, 201, Sr-3L
9 Davonte Robinson, 6-2, 200, So-1L
3 Jordan Griffin, 6-0, 194, Jr-2L

Cornerback

- 21 Chris Westry, 6-4, 197, Sr-3L
or 8 Derrick Baity, 6-3, 188, Sr-3L

Cornerback

- 6 Lonnie Johnson, 6-3, 206, Sr-1L
26 Michael Nesbitt, 6-0, 196, Fr-RS

Strong Safety

- 7 Mike Edwards, 6-0, 201, Sr-3L
3 Jordan Griffin, 6-0, 194, Jr-2L
23 Tyrell Ajan, 6-0, 187, Fr-RS

Free Safety

- 25 Darius West, 6-0, 210, Sr-3L
9 Davonte Robinson, 6-2, 200, So-1L
29 Yusuf Corker, 6-0, 185, Fr-RS

**The Automated ScoreBook**  
**Kentucky Game Results (as of Oct 28, 2018)**  
**All games**

<b>Date</b>	<b>Opponent</b>		<b>Score</b>	<b>Overall</b>	<b>Conference</b>	<b>Time</b>	<b>Attend</b>
Sep 01, 2018	CENTRAL MICHIGAN	W	35-20	1-0	0-0	3:25	49138
* Sep 08, 2018	at #25 Florida	W	27-16	2-0	1-0	3:41	80651
Sep 15, 2018	MURRAY STATE	W	48-10	3-0	1-0	3:11	48217
* Sep 22, 2018	#14 MISSISSIPPI ST.	W	28-7	4-0	2-0	3:09	60037
* Sep 29, 2018	SOUTH CAROLINA	W	24-10	5-0	3-0	3:27	63081
* Oct 06, 2018	at TAMU	Lo	14-20	5-1	3-1	3:28	99829
* Oct 20, 2018	VANDERBILT	W	14-7	6-1	4-1	2:52	54269
* Oct 27, 2018	at Missouri	W	15-14	7-1	5-1	3:30	53397

**The Automated ScoreBook**  
**Kentucky Overall Team Statistics (as of Oct 28, 2018)**  
**All games**

<b>Team Statistics</b>	<b>UK</b>	<b>OPP</b>
SCORING	205	104
Points Per Game	25.6	13.0
Points Off Turnovers	44	27
FIRST DOWNS	158	129
Rushing	91	52
Passing	54	62
Penalty	13	15
RUSHING YARDAGE	1712	858
Yards gained rushing	1861	1095
Yards lost rushing	149	237
Rushing Attempts	338	263
Average Per Rush	5.1	3.3
Average Per Game	214.0	107.2
TDs Rushing	17	6
PASSING YARDAGE	1185	1494
Comp-Att-Int	112-176-6	135-252-7
Average Per Pass	6.7	5.9
Average Per Catch	10.6	11.1
Average Per Game	148.1	186.8
TDs Passing	8	6
TOTAL OFFENSE	2897	2352
Total Plays	514	515
Average Per Play	5.6	4.6
Average Per Game	362.1	294.0
KICK RETURNS: #-Yards	14-269	17-301
PUNT RETURNS: #-Yards	11-115	15-148
INT RETURNS: #-Yards	7-114	6-26
KICK RETURN AVERAGE	19.2	17.7
PUNT RETURN AVERAGE	10.5	9.9
INT RETURN AVERAGE	16.3	4.3
FUMBLES-LOST	14-5	16-5
PENALTIES-Yards	55-496	72-573
Average Per Game	62.0	71.6
PUNTS-Yards	38-1701	49-2206
Average Per Punt	44.8	45.0
Net punt average	39.8	39.0
KICKOFFS-Yards	38-2288	24-1469
Average Per Kick	60.2	61.2
Net kick average	40.4	40.6
TIME OF POSSESSION/Game	31:07	28:53
3RD-DOWN Conversions	40/99	50/125
3rd-Down Pct	40%	40%
4TH-DOWN Conversions	5/9	4/11
4th-Down Pct	56%	36%
SACKS BY-Yards	22-159	13-77
MISC YARDS	16	0
TOUCHDOWNS SCORED	28	13
FIELD GOALS-ATTEMPTS	4-8	5-10
ON-SIDE KICKS	0-0	0-0
RED-ZONE SCORES	(16-21) 76%	(13-19) 68%
RED-ZONE TOUCHDOWNS	(12-21) 57%	(8-19) 42%
PAT-ATTEMPTS	(25-25) 100%	(11-11) 100%
ATTENDANCE	274742	233877
Games/Avg Per Game	5/54948	3/77959
Neutral Site Games		0/0

<b>Score by Quarters</b>	<b>1st</b>	<b>2nd</b>	<b>3rd</b>	<b>4th</b>	<b>OT</b>	<b>Total</b>
Kentucky	34	59	45	67	0	205
Opponents	13	58	7	20	6	104



**The Automated ScoreBook**  
**Kentucky Overall Individual Statistics (as of Oct 28, 2018)**  
**All games**

<b>Rushing</b>	<b>gp-gs</b>	<b>att</b>	<b>gain</b>	<b>loss</b>	<b>net</b>	<b>avg</b>	<b>td</b>	<b>lg</b>	<b>avg/g</b>
Benny Snell Jr.	8-8	179	960	25	935	5.2	9	52	116.9
Terry Wilson	8-8	88	498	92	406	4.6	3	42	50.8
Asim Rose	8-0	46	286	21	265	5.8	4	55	33.1
Sihiem King	2-0	12	58	0	58	4.8	0	11	29.0
Chris Rodriguez Jr.	1-0	2	43	0	43	21.5	0	27	43.0
Lynn Bowden Jr.	8-8	2	12	7	5	2.5	0	12	0.6
Danny Clark	2-0	2	4	0	4	2.0	1	2	2.0
Team	4-0	7	0	4	-4	-0.6	0	0	-1.0
<b>Total</b>	<b>8</b>	<b>338</b>	<b>1861</b>	<b>149</b>	<b>1712</b>	<b>5.1</b>	<b>17</b>	<b>55</b>	<b>214.0</b>
<b>Opponents</b>	<b>8</b>	<b>263</b>	<b>1095</b>	<b>237</b>	<b>858</b>	<b>3.3</b>	<b>6</b>	<b>34</b>	<b>107.2</b>

<b>Passing</b>	<b>gp-gs</b>	<b>effic</b>	<b>comp-att-int</b>	<b>pct</b>	<b>yds</b>	<b>td</b>	<b>lg</b>	<b>avg/g</b>
Terry Wilson	8-8	122.54	100-153-6	65.4	988	5	54	123.5
Gunnar Hoak	3-0	138.80	11-22-0	50.0	154	2	40	51.3
Benny Snell Jr.	8-8	791.20	1-1-0	100.0	43	1	0	5.4
<b>Total</b>	<b>8</b>	<b>128.38</b>	<b>112-176-6</b>	<b>63.6</b>	<b>1185</b>	<b>8</b>	<b>54</b>	<b>148.1</b>
<b>Opponents</b>	<b>8</b>	<b>105.67</b>	<b>135-252-7</b>	<b>53.6</b>	<b>1494</b>	<b>6</b>	<b>58</b>	<b>186.8</b>

<b>Receiving</b>	<b>gp-gs</b>	<b>no.</b>	<b>yds</b>	<b>avg</b>	<b>td</b>	<b>lg</b>	<b>avg/g</b>
Lynn Bowden Jr.	8-8	43	457	10.6	3	54	57.1
C.J. Conrad	8-7	18	126	7.0	1	23	15.8
Dorian Baker	8-8	10	108	10.8	0	23	13.5
Benny Snell Jr.	8-8	10	75	7.5	0	28	9.4
David Bouvier	8-1	8	155	19.4	2	29	19.4
Josh Ali	8-0	7	56	8.0	0	14	7.0
Tavin Richardson	8-8	4	31	7.8	0	18	3.9
Clevan Thomas Jr.	3-0	3	63	21.0	0	40	21.0
Allen Dailey Jr.	8-0	2	38	19.0	1	23	4.8
Isaiah Epps	8-0	2	19	9.5	0	11	2.4
Justin Rigg	8-0	2	12	6.0	0	7	1.5
Asim Rose	8-0	1	3	3.0	0	3	0.4
Akeem Hayes	1-0	1	-1	-1.0	0	0	-1.0
Terry Wilson	8-8	1	-6	-6.0	0	0	-0.8
Zy'Aire Hughes	3-0	0	49	0.0	1	0	16.3
<b>Total</b>	<b>8</b>	<b>112</b>	<b>1185</b>	<b>10.6</b>	<b>8</b>	<b>54</b>	<b>148.1</b>
<b>Opponents</b>	<b>8</b>	<b>135</b>	<b>1494</b>	<b>11.1</b>	<b>6</b>	<b>58</b>	<b>186.8</b>

<b>Punt Returns</b>	<b>no.</b>	<b>yds</b>	<b>avg</b>	<b>td</b>	<b>lg</b>
David Bouvier	9	52	5.8	0	21
Lynn Bowden Jr.	2	63	31.5	1	67
<b>Total</b>	<b>11</b>	<b>115</b>	<b>10.5</b>	<b>1</b>	<b>67</b>
<b>Opponents</b>	<b>15</b>	<b>148</b>	<b>9.9</b>	<b>0</b>	<b>43</b>

<b>Interceptions</b>	<b>no.</b>	<b>yds</b>	<b>avg</b>	<b>td</b>	<b>lg</b>
Darius West	3	51	17.0	0	19
Jamin Davis	1	18	18.0	0	18
Tyrell Ajian	1	35	35.0	0	35
Derrick Baity	1	-3	-3.0	0	0
Mike Edwards	1	13	13.0	0	13
<b>Total</b>	<b>7</b>	<b>114</b>	<b>16.3</b>	<b>0</b>	<b>35</b>
<b>Opponents</b>	<b>6</b>	<b>26</b>	<b>4.3</b>	<b>0</b>	<b>36</b>

<b>Kick Returns</b>	<b>no.</b>	<b>yds</b>	<b>avg</b>	<b>td</b>	<b>lg</b>
Lynn Bowden Jr.	13	269	20.7	0	42
Brenden Bates	1	0	0.0	0	0
<b>Total</b>	<b>14</b>	<b>269</b>	<b>19.2</b>	<b>0</b>	<b>42</b>
<b>Opponents</b>	<b>17</b>	<b>301</b>	<b>17.7</b>	<b>0</b>	<b>38</b>

<b>Fumble Returns</b>	<b>no.</b>	<b>yds</b>	<b>avg</b>	<b>td</b>	<b>lg</b>
Darius West	1	40	40.0	1	40
Davonte Robinson	1	20	20.0	1	20
<b>Total</b>	<b>2</b>	<b>60</b>	<b>30.0</b>	<b>2</b>	<b>40</b>
<b>Opponents</b>	<b>1</b>	<b>20</b>	<b>20.0</b>	<b>1</b>	<b>20</b>

**The Automated ScoreBook**  
**Kentucky Overall Individual Statistics (as of Oct 28, 2018)**  
**All games**

Scoring	td	fg	PAT				dxp	saf	pts
			kick	rush	rcv	pass			
Benny Snell Jr.	9	-	-	-	-	-	-	54	
Miles Butler	-	3-7	25-25	-	-	-	-	34	
Asim Rose	4	-	-	-	-	-	-	24	
Lynn Bowden Jr.	4	-	-	-	-	0-1	-	24	
Terry Wilson	3	-	-	-	-	-	-	18	
David Bouvier	2	-	-	-	-	-	-	12	
Zy'Aire Hughes	1	-	-	-	-	-	-	6	
Allen Dailey Jr.	1	-	-	-	-	-	-	6	
Danny Clark	1	-	-	-	-	-	-	6	
C.J. Conrad	1	-	-	-	-	-	-	6	
Davonte Robinson	1	-	-	-	-	-	-	6	
Darius West	1	-	-	-	-	-	-	6	
Chance Poore	-	1-1	-	-	-	-	-	3	
Total	28	4-8	25-25	-	-	0-1	-	205	
Opponents	13	5-10	11-11	-	-	0-1	-	104	

Total Offense	g	plays	rush	pass	total	avg/g
Terry Wilson	8	241	406	988	1394	174.2
Benny Snell Jr.	8	180	935	43	978	122.2
Asim Rose	8	46	265	0	265	33.1
Gunnar Hoak	3	22	0	154	154	51.3
Sihiem King	2	12	58	0	58	29.0
Chris Rodriguez Jr.	1	2	43	0	43	43.0
Lynn Bowden Jr.	8	2	5	0	5	0.6
Danny Clark	2	2	4	0	4	2.0
Team	4	7	-4	0	-4	-1.0
Total	8	514	1712	1185	2897	362.1
Opponents	8	515	858	1494	2352	294.0

Field Goals	fg	pct.	01-19	20-29	30-39	40-49	50-99	lg	blk
Miles Butler	3-7	42.9	0-0	1-1	1-3	1-3	0-0	40	0
Chance Poore	1-1	100.0	0-0	0-0	1-1	0-0	0-0	31	0

FG Sequence	Kentucky	Opponents
Central Michigan	-	(26),(22)
Florida	-	(29),36
Murray State	(40),(38)	(29)
#14 Mississippi St.	36	-
South Carolina	(29),43	(29),38
TAMU	43	40
Vanderbilt	39	31
Missouri	(31)	43

Punting	no.	yds	avg	lg	tb	fc	i20	50+	blk
Max Duffy	38	1701	44.8	63	2	8	18	11	0
Total	38	1701	44.8	63	2	8	18	11	0
Opponents	49	2206	45.0	82	9	8	17	15	0

Kickoffs	no.	yds	avg	tb	ob	retn	net	ydln
Grant McKinniss	38	2288	60.2	18	0			
Total	38	2288	60.2	18	0	17.7	40.4	24
Opponents	24	1469	61.2	9	0	19.2	40.6	24

Numbers in (parentheses) indicate field goal was made.

**The Automated ScoreBook**  
**Kentucky Overall Individual Statistics (as of Oct 28, 2018)**  
**All games**

<u>All Purpose</u>	<u>g</u>	<u>rush</u>	<u>rcv</u>	<u>pr</u>	<u>kr</u>	<u>ir</u>	<u>total</u>	<u>avg/g</u>
Benny Snell Jr.	8	935	75	0	0	0	1010	126.2
Lynn Bowden Jr.	8	5	457	63	269	0	794	99.2
Terry Wilson	8	406	-6	0	0	0	400	50.0
Asim Rose	8	265	3	0	0	0	268	33.5
David Bouvier	8	0	155	52	0	0	207	25.9
C.J. Conrad	8	0	126	0	0	0	126	15.8
Dorian Baker	8	0	108	0	0	0	108	13.5
Clevan Thomas	3	0	63	0	0	0	63	21.0
Sihiem King	2	58	0	0	0	0	58	29.0
Josh Ali	8	0	56	0	0	0	56	7.0
Darius West	8	0	0	0	0	51	51	6.4
Zy'Aire Hughes	3	0	49	0	0	0	49	16.3
Chris Rodriguez	1	43	0	0	0	0	43	43.0
Allen Dailey Jr.	8	0	38	0	0	0	38	4.8
Tyrell Ajian	8	0	0	0	0	35	35	4.4
Tavin Richardso	8	0	31	0	0	0	31	3.9
Isaiah Epps	8	0	19	0	0	0	19	2.4
Jamin Davis	8	0	0	0	0	18	18	2.2
Mike Edwards	8	0	0	0	0	13	13	1.6
Justin Rigg	8	0	12	0	0	0	12	1.5
Danny Clark	2	4	0	0	0	0	4	2.0
Akeem Hayes	1	0	-1	0	0	0	-1	-1.0
Derrick Baity	8	0	0	0	0	-3	-3	-0.4
Team	4	-4	0	0	0	0	-4	-1.0
Total	8	1712	1185	115	269	114	3395	424.4
Opponents	8	858	1494	148	301	26	2827	353.4



**The Automated ScoreBook**  
**Kentucky Overall Defensive Statistics (as of Oct 28, 2018)**  
**All games**

##	Defensive Leaders	gp-gs	Tackles				tfl/yds	Sacks		Pass defense			Fumbles		blkd	
			ua	a	tot			no-yds	int-yds	brup	qbh	rcv-yds	ff	kick	saf	
25	Darius West	8-8	33	25	58	.	.	.	3-51	6	.	1-40	.	1	.	
41	Josh Allen	8-8	35	21	56	14.5-76	10.0-65	.	.	4	5	.	5	.	.	
56	Kash Daniel	8-7	26	28	54	2.5-6	.	.	.	1	5	.	.	.	.	
34	Jordan Jones	8-8	22	24	46	3.5-25	1.5-18	.	.	4	2	1-0	1	.	.	
7	Mike Edwards	8-8	33	13	46	6.5-20	.	.	1-13	3	1	1-0	.	.	.	
8	Derrick Baity	8-8	15	8	23	1.0-2	.	.	1--3	6	.	.	1	.	.	
31	Jamar Watson	7-5	13	6	19	4.0-28	4.0-28	.	.	2	1	.	1	.	.	
43	DeAndre Square	8-0	5	13	18	0.5-0	.	.	.	1	3	.	.	.	.	
92	Phil Hoskins	8-0	6	11	17	2.5-17	2.0-16	.	.	.	1	.	.	.	.	
9	Davonte Robinson	8-0	11	6	17	1.0-1	.	.	.	3	.	1-20	.	.	.	
6	Lonnie Johnson Jr.	8-8	9	3	12	.	.	.	.	1	.	.	1	.	.	
59	Kordell Looney	8-0	5	6	11	.	.	.	.	1	2	.	.	.	.	
22	Chris Oats	8-1	6	5	11	1.5-3	1.0-2	.	.	.	.	.	.	.	.	
21	Chris Westry	8-0	10	1	11	.	.	.	.	.	.	.	.	.	.	
3G	Jordan Griffin	7-4	6	4	10	.	.	.	.	2	.	.	.	.	.	
91	Calvin Taylor Jr.	8-4	7	3	10	1.0-10	1.0-10	.	.	1	.	.	.	.	.	
9Q	Quinton Bohanna	7-2	5	4	9	2.0-5	.	.	.	.	.	1-0	1	.	.	
98	Tymere Dubose	8-5	3	6	9	1.5-5	0.5-4	.	.	.	1	.	.	.	.	
90	T.J. Carter	8-4	3	4	7	.	.	.	.	1	2	.	.	.	.	
44	Jamin Davis	8-0	5	2	7	.	.	.	1-18	1	.	.	.	.	.	
28	Zach Johnson	8-0	5	1	6	.	.	.	.	.	.	.	.	.	.	
99	Adrian Middleton	8-8	4	2	6	2.5-18	1.0-15	.	.	.	.	.	.	.	.	
29	Yusuf Corker	8-0	2	3	5	.	.	.	.	.	.	.	.	.	.	
50	Marquan Mccall	4-0	2	2	4	1.5-2	1.0-1	.	.	.	.	.	1	.	.	
20	Kengera Daniel	3-0	3	1	4	.	.	.	.	.	.	.	.	.	.	
23	Tyrell Ajian	8-0	3	1	4	.	.	.	1-35	2	.	.	.	.	.	
15	Jordan Wright	6-0	2	1	3	.	.	.	.	1	2	.	.	.	.	
46	Drew Schlegel	6-0	3	.	3	.	.	.	.	.	.	.	.	.	.	
1	Lynn Bowden Jr.	8-8	2	.	2	.	.	.	.	.	.	.	.	.	.	
64	George Asafo-Adjei	8-8	1	.	1	.	.	.	.	.	.	.	.	.	.	
89	Allen Dailey Jr.	8-0	1	.	1	.	.	.	.	.	.	.	.	.	.	
2N	Michael Nesbitt	6-0	.	1	1	.	.	.	.	.	.	.	.	.	.	
86	Grant McKinniss	8-0	1	.	1	.	.	.	.	.	.	.	.	.	.	
87	C.J. Conrad	8-7	1	.	1	.	.	.	.	.	.	.	.	.	.	
83	Justin Rigg	8-0	1	.	1	.	.	.	.	.	.	.	.	.	.	
93	Max Duffy	8-0	1	.	1	.	.	.	.	.	.	.	.	.	.	
42	Tristan Yeomans	8-0	.	1	1	.	.	.	.	.	.	.	.	.	.	
82	Josh Ali	8-0	1	.	1	.	.	.	.	.	.	.	.	.	.	
Total		8	291	206	497	46-218	22-159	7-114	40	25	5-60	11	1	.	.	
Opponents		8	286	260	546	47-154	13-77	6-26	20	11	5-20	8	.	.	.	

**The Automated ScoreBook**  
**Kentucky Individual Season/Career Statistics (as of Oct 28, 2018)**  
**All games**

	SEASON									CAREER								
<b>Rushing</b>	gp	att	gain	loss	net	avg	td	lg	avg/g	gp	att	gain	loss	net	avg	td	lg	avg/g
Benny Snell Jr.	8	179	960	25	935	5.2	9	52	116.9	34	627	3444	85	3359	5.4	41	71	98.8
Terry Wilson	8	88	498	92	406	4.6	3	42	50.8	8	88	498	92	406	4.6	3	42	50.8
Asim Rose	8	46	286	21	265	5.8	4	55	33.1	15	61	329	27	302	5.0	4	55	20.1
Sihem King	2	12	58	0	58	4.8	0	11	29.0	40	113	658	28	630	5.6	4	62	15.8
Chris Rodriguez Jr.	1	2	43	0	43	21.5	0	27	43.0	1	2	43	0	43	21.5	0	27	43.0
Lynn Bowden Jr.	8	2	12	7	5	2.5	0	12	0.6	21	14	52	10	42	3.0	0	12	2.0
Danny Clark	2	2	4	0	4	2.0	1	2	2.0	3	2	4	0	4	2.0	1	2	1.3
Team	4	7	0	4	-4	-0.6	0	0	-1.0									
Total	8	338	1861	149	1712	5.1	17	55	214.0									
Opponents	8	263	1095	237	858	3.3	6	34	107.2									
<b>Passing</b>	gp	effic	comp-att-int	pct	yds	td	lg	avg/g	gp	effic	comp-att-int	pct	yds	td	lg	avg/g		
Terry Wilson	8	122.54	100-153-6	65.4	988	5	54	123.5	8	122.54	100-153-6	65.4	988	5	54	123.5		
Gunnar Hoak	3	138.80	11-22-0	50.0	154	2	40	51.3	3	138.80	11-22-0	50.0	154	2	40	51.3		
Benny Snell Jr.	8	791.20	1-1-0	100.0	43	1	0	5.4	34	160.80	3-7-0	42.9	59	1	0	1.7		
Total	8	128.38	112-176-6	63.6	1185	8	54	148.1										
Opponents	8	105.67	135-252-7	53.6	1494	6	58	186.8										
<b>Receiving</b>	gp	no.	yds	avg	td	lg	avg/g	gp	no.	yds	avg	td	lg	avg/g				
Lynn Bowden Jr.	8	43	457	10.6	3	54	57.1	21	60	667	11.1	3	54	31.8				
C.J. Conrad	8	18	126	7.0	1	23	15.8	44	68	823	12.1	10	72	18.7				
Dorian Baker	8	10	108	10.8	0	23	13.5	40	98	1123	11.5	6	53	28.1				
Benny Snell Jr.	8	10	75	7.5	0	28	9.4	34	22	186	8.5	0	28	5.5				
David Bouvier	8	8	155	19.4	2	29	19.4	14	9	164	18.2	2	29	11.7				
Josh Ali	8	7	56	8.0	0	14	7.0	17	10	81	8.1	0	14	4.8				
Tavin Richardson	8	4	31	7.8	0	18	3.9	34	40	562	14.1	1	41	16.5				
Clevan Thomas Jr.	3	3	63	21.0	0	40	21.0	11	4	67	16.8	0	40	6.1				
Allen Dailey Jr.	8	2	38	19.0	1	23	4.8	8	2	38	19.0	1	23	4.8				
Isaiah Epps	8	2	19	9.5	0	11	2.4	21	6	74	12.3	0	28	3.5				
Justin Rigg	8	2	12	6.0	0	7	1.5	23	5	52	10.4	0	18	2.3				
Asim Rose	8	1	3	3.0	0	3	0.4	15	2	4	2.0	0	3	0.3				
Akeem Hayes	1	1	-1	-1.0	0	0	-1.0	1	1	-1	-1.0	0	0	-1.0				
Terry Wilson	8	1	-6	-6.0	0	0	-0.8	8	1	-6	-6.0	0	0	-0.8				
Zy'Aire Hughes	3	0	49	0.0	1	0	16.3	10	0	49	0.0	1	0	4.9				
Total	8	112	1185	10.6	8	54	148.1											
Opponents	8	135	1494	11.1	6	58	186.8											
<b>Total Offense</b>	g	plays	rush	pass	total	avg/g	g	plays	rush	pass	total	avg/g						
Terry Wilson	8	241	406	988	1394	174.2	8	241	406	988	1394	174.2						
Benny Snell Jr.	8	180	935	43	978	122.2	34	634	3359	59	3418	100.5						
Asim Rose	8	46	265	0	265	33.1	15	61	302	0	302	20.1						
Gunnar Hoak	3	22	0	154	154	51.3	3	22	0	154	154	51.3						
Sihem King	2	12	58	0	58	29.0	40	113	630	0	630	15.8						
Chris Rodriguez Jr.	1	2	43	0	43	43.0	1	2	43	0	43	43.0						
Lynn Bowden Jr.	8	2	5	0	5	0.6	21	18	42	92	134	6.4						
Danny Clark	2	2	4	0	4	2.0	3	2	4	0	4	1.3						
Team	4	7	-4	0	-4	-1.0												
Total	8	514	1712	1185	2897	362.1												
Opponents	8	515	858	1494	2352	294.0												

**The Automated ScoreBook**  
**Kentucky Individual Season/Career Statistics (as of Oct 28, 2018)**  
**All games**

Scoring	SEASON						CAREER											
	td	fg	kick	PAT			dxp	saf	pts	td	fg	kick	PAT			dxp	saf	pts
			rush	rcv	pass							rush	rcv	pass				
Benny Snell Jr.	9	-	-	-	-	-	-	-	54	41	-	-	0-1	1	-	-	-	248
Miles Butler	-	3-7	25-25	-	-	-	-	-	34	-	7-11	36-37	-	-	-	-	-	57
Asim Rose	4	-	-	-	-	-	-	-	24	4	-	-	-	-	-	-	-	24
Lynn Bowden Jr.	4	-	-	-	-	0-1	-	-	24	4	-	-	-	-	0-1	-	-	24
Terry Wilson	3	-	-	-	-	-	-	-	18	3	-	-	-	-	-	-	-	18
David Bouvier	2	-	-	-	-	-	-	-	12	2	-	-	-	-	-	-	-	12
Davonte Robinson	1	-	-	-	-	-	-	-	6	1	-	-	-	-	-	-	-	6
Danny Clark	1	-	-	-	-	-	-	-	6	1	-	-	-	-	-	-	-	6
Allen Dailey Jr.	1	-	-	-	-	-	-	-	6	1	-	-	-	-	-	-	-	6
Zy'Aire Hughes	1	-	-	-	-	-	-	-	6	1	-	-	-	-	-	-	-	6
C.J. Conrad	1	-	-	-	-	-	-	-	6	10	-	-	-	1	-	-	-	62
Darius West	1	-	-	-	-	-	-	-	6	1	-	-	-	-	-	-	-	6
Chance Poore	-	1-1	-	-	-	-	-	-	3	-	1-1	-	-	-	-	-	-	3
<b>Total</b>	<b>28</b>	<b>4-8</b>	<b>25-25</b>	<b>-</b>	<b>-</b>	<b>0-1</b>	<b>-</b>	<b>-</b>	<b>205</b>									
<b>Opponents</b>	<b>13</b>	<b>5-10</b>	<b>11-11</b>	<b>-</b>	<b>-</b>	<b>0-1</b>	<b>-</b>	<b>-</b>	<b>104</b>									

Punt Returns	no.	yds	avg	td	lg	no.	yds	avg	td	lg
David Bouvier	9	52	5.8	0	21	9	52	5.8	0	21
Lynn Bowden Jr.	2	63	31.5	1	67	2	63	31.5	1	67
<b>Total</b>	<b>11</b>	<b>115</b>	<b>10.5</b>	<b>1</b>	<b>67</b>					
<b>Opponents</b>	<b>15</b>	<b>148</b>	<b>9.9</b>	<b>0</b>	<b>43</b>					

Kick Returns	no.	yds	avg	td	lg	no.	yds	avg	td	lg
Lynn Bowden Jr.	13	269	20.7	0	42	50	1138	22.8	0	93
Brenden Bates	1	0	0.0	0	0	1	0	0.0	0	0
<b>Total</b>	<b>14</b>	<b>269</b>	<b>19.2</b>	<b>0</b>	<b>42</b>					
<b>Opponents</b>	<b>17</b>	<b>301</b>	<b>17.7</b>	<b>0</b>	<b>38</b>					

Interceptions	no.	yds	avg	td	lg	no.	yds	avg	td	lg
Darius West	3	51	17.0	0	19	4	72	18.0	0	21
Tyrell Ajjan	1	35	35.0	0	35	1	35	35.0	0	35
Jamin Davis	1	18	18.0	0	18	1	18	18.0	0	18
Mike Edwards	1	13	13.0	0	13	9	80	8.9	1	46
Derrick Baity	1	-3	-3.0	0	0	6	55	9.2	0	45
<b>Total</b>	<b>7</b>	<b>114</b>	<b>16.3</b>	<b>0</b>	<b>35</b>					
<b>Opponents</b>	<b>6</b>	<b>26</b>	<b>4.3</b>	<b>0</b>	<b>36</b>					

Fumble Returns	no.	yds	avg	td	lg	no.	yds	avg	td	lg
Darius West	1	40	40.0	1	40	1	40	40.0	1	40
Davonte Robinson	1	20	20.0	1	20	1	20	20.0	1	20
<b>Total</b>	<b>2</b>	<b>60</b>	<b>30.0</b>	<b>2</b>	<b>40</b>					
<b>Opponents</b>	<b>1</b>	<b>20</b>	<b>20.0</b>	<b>1</b>	<b>20</b>					



**The Automated ScoreBook**  
**Kentucky Individual Season/Career Statistics (as of Oct 28, 2018)**  
**All games**

All Purpose	SEASON								CAREER							
	g	rush	rcv	pr	kr	ir	total	avg/g	g	rush	rcv	pr	kr	ir	total	avg/g
Benny Snell Jr.	8	935	75	0	0	0	1010	126.2	34	3359	186	0	125	0	3670	107.9
Lynn Bowden Jr.	8	5	457	63	269	0	794	99.2	21	42	667	63	1138	0	1910	91.0
Terry Wilson	8	406	-6	0	0	0	400	50.0	8	406	-6	0	0	0	400	50.0
Asim Rose	8	265	3	0	0	0	268	33.5	15	302	4	0	9	0	315	21.0
David Bouvier	8	0	155	52	0	0	207	25.9	14	0	164	52	0	0	216	15.4
C.J. Conrad	8	0	126	0	0	0	126	15.8	44	0	823	0	0	0	823	18.7
Dorian Baker	8	0	108	0	0	0	108	13.5	40	3	1123	0	0	0	1126	28.1
Clevan Thomas J	3	0	63	0	0	0	63	21.0	11	0	67	0	0	0	67	6.1
Sihlem King	2	58	0	0	0	0	58	29.0	40	630	106	0	818	0	1554	38.8
Josh Ali	8	0	56	0	0	0	56	7.0	17	0	81	0	0	0	81	4.8
Darius West	8	0	0	0	0	51	51	6.4	31	0	0	0	0	72	72	2.3
Zy'Aire Hughes	3	0	49	0	0	0	49	16.3	10	0	49	0	0	0	49	4.9
Chris Rodriguez	1	43	0	0	0	0	43	43.0	1	43	0	0	0	0	43	43.0
Allen Dailey Jr.	8	0	38	0	0	0	38	4.8	8	0	38	0	0	0	38	4.8
Tyrell Ajian	8	0	0	0	0	35	35	4.4	8	0	0	0	0	35	35	4.4
Tavin Richardson	8	0	31	0	0	0	31	3.9	34	0	562	0	0	0	562	16.5
Isaiah Epps	8	0	19	0	0	0	19	2.4	21	0	74	0	0	0	74	3.5
Jamin Davis	8	0	0	0	0	18	18	2.2	8	0	0	0	0	18	18	2.2
Mike Edwards	8	0	0	0	0	13	13	1.6	46	0	0	0	0	80	80	1.7
Justin Rigg	8	0	12	0	0	0	12	1.5	23	0	52	0	0	0	52	2.3
Danny Clark	2	4	0	0	0	0	4	2.0	3	4	0	0	0	0	4	1.3
Akeem Hayes	1	0	-1	0	0	0	-1	-1.0	1	0	-1	0	0	0	-1	-1.0
Derrick Baily	8	0	0	0	0	-3	-3	-0.4	46	0	0	0	0	55	55	1.2
Team	4	-4	0	0	0	0	-4	-1.0								
Total	8	1712	1185	115	269	114	3395	424.4								
Opponents	8	858	1494	148	301	26	2827	353.4								

Field Goals	att	good	long	blkd	att	good	long	blkd
Miles Butler	7	3	40	0	11	7	46	0
Chance Poore	1	1	31	0	1	1	31	0
Total	8	4	40	0				
Opponents	10	5	29	1				

Punting	no.	yds	avg	lg	blk	no.	yds	avg	lg	blk
Max Duffy	38	1701	44.8	63	0	38	1701	44.8	63	0
Total	38	1701	44.8	63	0					
Opponents	49	2206	45.0	82	0					

Kickoffs	no.	yds	avg	tb	ob	no.	yds	avg	tb	ob
Grant McKinniss	38	2288	60.2	18	0	38	2288	60.2	18	0
Total	38	2288	60.2	18	0					
Opponents	24	1469	61.2	9	0					

**The Automated ScoreBook**  
**Kentucky Individual Season/Career Statistics (as of Oct 28, 2018)**  
**All games**

##	Defensive Leaders	SEASON										CAREER											
		gp	ua	a	total	tfl	sack	int	pbu	fr	ff	blk	gp	ua	a	total	tfl	sack	int	pbu	fr	ff	blk
25	Darius West	8	33	25	58	0.0	.	3	6	1	.	1	31	102	59	161	4.0	.	4	7	1	2	1
41	Josh Allen	8	35	21	56	14.5	10.0	.	4	.	5	.	46	99	88	187	34.0	24.5	1	8	.	11	.
56	Kash Daniel	8	26	28	54	2.5	.	.	1	.	.	.	34	42	38	80	2.5	.	.	1	.	.	.
7	Mike Edwards	8	33	13	46	6.5	.	1	3	1	.	.	46	167	115	282	18.0	1.5	9	20	1	1	.
34	Jordan Jones	8	22	24	46	3.5	1.5	.	4	1	1	.	38	135	94	229	26.5	7.5	.	9	2	3	.
8	Derrick Baity	8	15	8	23	1.0	.	1	6	.	1	.	46	100	33	133	4.5	.	6	24	1	2	.
31	Jamar Watson	7	13	6	19	4.0	4.0	.	2	.	1	.	20	18	8	26	6.0	6.0	.	3	.	2	.
43	DeAndre Square	8	5	13	18	0.5	.	.	1	.	.	.	8	5	13	18	0.5	.	.	1	.	.	.
9	Davonte Robinson	8	11	6	17	1.0	.	.	3	1	.	.	21	25	11	36	1.0	.	.	3	1	.	.
92	Phil Hoskins	8	6	11	17	2.5	2.0	.	.	.	.	.	15	7	12	19	2.5	2.0	.	.	1	.	.
6	Lonnie Johnson Jr.	8	9	3	12	0.0	.	.	1	.	1	.	21	44	9	53	3.0	1.0	.	6	.	1	2
21	Chris Westry	8	10	1	11	0.0	.	.	.	.	.	.	46	88	36	124	2.5	1.0	3	13	1	1	.
22	Chris Oats	8	6	5	11	1.5	1.0	.	.	.	.	.	8	6	5	11	1.5	1.0	.	.	.	.	.
59	Kordell Looney	8	5	6	11	0.0	.	.	1	.	.	.	19	8	13	21	1.0	.	.	1	.	.	.
91	Calvin Taylor Jr.	8	7	3	10	1.0	1.0	.	1	.	.	.	22	16	17	33	2.0	2.0	.	1	.	.	.
3G	Jordan Griffin	7	6	4	10	0.0	.	.	2	.	.	.	28	24	14	38	0.0	.	1	5	.	.	.
98	Tymere Dubose	8	3	6	9	1.5	0.5	.	.	.	.	.	29	11	9	20	3.0	0.5	.	.	.	.	.
9Q	Quinton Bohanna	7	5	4	9	2.0	.	.	.	1	1	.	19	10	13	23	2.0	.	.	1	1	1	.
44	Jamin Davis	8	5	2	7	0.0	.	1	1	.	.	.	8	5	2	7	0.0	.	1	1	.	.	.
90	T.J. Carter	8	3	4	7	0.0	.	.	1	.	.	.	32	19	17	36	3.5	3.0	.	3	.	.	.
99	Adrian Middleton	8	4	2	6	2.5	1.0	.	.	.	.	.	38	39	35	74	11.0	2.0	.	1	.	.	.
28	Zach Johnson	8	5	1	6	0.0	.	.	.	.	.	.	16	7	2	9	0.0	.	.	.	.	.	.
29	Yusuf Corker	8	2	3	5	0.0	.	.	.	.	.	.	8	2	3	5	0.0	.	.	.	.	.	.
20	Kengera Daniel	3	3	1	4	0.0	.	.	.	.	.	.	26	11	3	14	1.0	1.0	.	.	.	.	.
50	Marquan Mccall	4	2	2	4	1.5	1.0	.	.	.	1	.	4	2	2	4	1.5	1.0	.	.	.	1	.
23	Tyrell Ajian	8	3	1	4	0.0	.	1	2	.	.	.	8	3	1	4	0.0	.	1	2	.	.	.
46	Drew Schlegel	6	3	.	3	0.0	.	.	.	.	.	.	6	3	.	3	0.0	.	.	.	.	.	.
15	Jordan Wright	6	2	1	3	0.0	.	.	1	.	.	.	6	2	1	3	0.0	.	.	1	.	.	.
1	Lynn Bowden Jr.	8	2	.	2	0.0	.	.	.	.	.	.	21	2	.	2	0.0	.	.	.	.	.	.
83	Justin Rigg	8	1	.	1	0.0	.	.	.	.	.	.	23	2	.	2	0.0	.	.	.	.	.	.
64	George Asafo-Adjei	8	1	.	1	0.0	.	.	.	.	.	.	44	1	.	1	0.0	.	.	.	.	.	.
2N	Michael Nesbitt	6	.	1	1	0.0	.	.	.	.	.	.	6	.	1	1	0.0	.	.	.	.	.	.
89	Allen Dailey Jr.	8	1	.	1	0.0	.	.	.	.	.	.	8	1	.	1	0.0	.	.	.	.	.	.
42	Tristan Yeomans	8	.	1	1	0.0	.	.	.	.	.	.	33	2	3	5	0.0	.	.	.	2	.	.
82	Josh Ali	8	1	.	1	0.0	.	.	.	.	.	.	17	1	.	1	0.0	.	.	.	.	.	.
87	C.J. Conrad	8	1	.	1	0.0	.	.	.	.	.	.	44	2	.	2	0.0	.	.	.	.	.	.
93	Max Duffy	8	1	.	1	0.0	.	.	.	.	.	.	8	1	.	1	0.0	.	.	.	.	.	.
86	Grant McKinniss	8	1	.	1	0.0	.	.	.	.	.	.	21	1	.	1	0.0	.	.	.	.	.	.
Total		8	291	206	497	46	22	7	40	5	11	1											
Opponents		8	286	260	546	47	13	6	20	5	8	.											

**The Automated ScoreBook**  
**Kentucky Game Superlatives (as of Oct 28, 2018)**  
**All games**

**INDIVIDUAL GAME HIGHS**

Rushes	32	Benny Snell Jr. vs Vanderbilt (Oct 20, 2018)
Yards Rushing	175	Benny Snell Jr. at Florida (Sep 08, 2018)
TD Rushes	4	Benny Snell Jr. vs #14 Mississippi St. (Sep 22, 2018)
Long Rush	55	Asim Rose vs Central Michigan (Sep 01, 2018)
Pass attempts	31	Terry Wilson at Missouri (Oct 27, 2018)
Pass completions	22	Terry Wilson at Missouri (Oct 27, 2018)
Yards Passing	267	Terry Wilson at Missouri (Oct 27, 2018)
TD Passes	2	Terry Wilson at Florida (Sep 08, 2018)
Long Pass	54	Terry Wilson at Florida (Sep 08, 2018)
	54	Terry Wilson at TAMU (Oct 06, 2018)
Receptions	13	Lynn Bowden Jr. at Missouri (Oct 27, 2018)
Yards Receiving	166	Lynn Bowden Jr. at Missouri (Oct 27, 2018)
TD Receptions	1	David Bouvier vs Central Michigan (Sep 01, 2018)
	1	Lynn Bowden Jr. at Florida (Sep 08, 2018)
	1	David Bouvier at Florida (Sep 08, 2018)
	1	Allen Dailey Jr. vs Murray State (Sep 15, 2018)
	1	Zy'Aire Hughes vs Murray State (Sep 15, 2018)
	1	Lynn Bowden Jr. at TAMU (Oct 06, 2018)
	1	Lynn Bowden Jr. vs Vanderbilt (Oct 20, 2018)
	1	C.J. Conrad at Missouri (Oct 27, 2018)
Long Reception	54	Lynn Bowden Jr. at Florida (Sep 08, 2018)
	54	Lynn Bowden Jr. at TAMU (Oct 06, 2018)
Field Goals	2	Miles Butler vs Murray State (Sep 15, 2018)
Long Field Goal	40	Miles Butler vs Murray State (Sep 15, 2018)
Punts	10	Max Duffy at TAMU (Oct 06, 2018)
Punting Avg	54.0	Max Duffy vs Murray State (Sep 15, 2018)
Long Punt	63	Max Duffy at TAMU (Oct 06, 2018)
Punts inside 20	4	Max Duffy vs South Carolina (Sep 29, 2018)
Long Punt Return	67	Lynn Bowden Jr. at Missouri (Oct 27, 2018)
Long Kickoff Return	42	Lynn Bowden Jr. vs South Carolina (Sep 29, 2018)
Tackles	11	Kash Daniel vs Central Michigan (Sep 01, 2018)
	11	Kash Daniel at Florida (Sep 08, 2018)
	11	Josh Allen at Missouri (Oct 27, 2018)
Sacks	3.0	Josh Allen vs South Carolina (Sep 29, 2018)
Tackles For Loss	4.0	Josh Allen vs South Carolina (Sep 29, 2018)
Interceptions	1	Darius West at Florida (Sep 08, 2018)
	1	Jamin Davis vs Murray State (Sep 15, 2018)
	1	Tyrell Ajian vs #14 Mississippi St. (Sep 22, 2018)
	1	Mike Edwards vs South Carolina (Sep 29, 2018)
	1	Derrick Baity vs South Carolina (Sep 29, 2018)
	1	Darius West vs South Carolina (Sep 29, 2018)
	1	Darius West at TAMU (Oct 06, 2018)

**The Automated ScoreBook**  
**Kentucky Game Superlatives (as of Oct 28, 2018)**  
**All games**

**TEAM GAME HIGHS**

Rushes	53	vs Vanderbilt (Oct 20, 2018)
Yards Rushing	303	at Florida (Sep 08, 2018)
Yards Per Rush	7.4	at Florida (Sep 08, 2018)
TD Rushes	4	vs Central Michigan (Sep 01, 2018)
	4	vs Murray State (Sep 15, 2018)
	4	vs #14 Mississippi St. (Sep 22, 2018)
Pass attempts	39	at Missouri (Oct 27, 2018)
Pass completions	25	at Missouri (Oct 27, 2018)
Yards Passing	294	at Missouri (Oct 27, 2018)
Yards Per Pass	9.4	at Florida (Sep 08, 2018)
TD Passes	2	at Florida (Sep 08, 2018)
	2	vs Murray State (Sep 15, 2018)
Total Plays	74	vs Murray State (Sep 15, 2018)
	74	at Missouri (Oct 27, 2018)
Total Offense	528	vs Murray State (Sep 15, 2018)
Yards Per Play	8.0	at Florida (Sep 08, 2018)
Points	48	vs Murray State (Sep 15, 2018)
Sacks By	4	vs South Carolina (Sep 29, 2018)
	4	at TAMU (Oct 06, 2018)
	4	vs Vanderbilt (Oct 20, 2018)
First Downs	28	vs Murray State (Sep 15, 2018)
Penalties	12	at Florida (Sep 08, 2018)
Penalty Yards	115	vs South Carolina (Sep 29, 2018)
Turnovers	4	vs Central Michigan (Sep 01, 2018)
Interceptions By	3	vs South Carolina (Sep 29, 2018)
Punts	10	at TAMU (Oct 06, 2018)
Punting Avg	54.0	vs Murray State (Sep 15, 2018)
Long Punt	63	at TAMU (Oct 06, 2018)
Punts inside 20	4	vs South Carolina (Sep 29, 2018)
Long Punt Return	67	at Missouri (Oct 27, 2018)



**The Automated ScoreBook**  
**Kentucky Game Superlatives (as of Oct 28, 2018)**  
**All games**

**OPPONENT INDIVIDUAL GAME HIGHS**

Rushes	24	T. Williams, at TAMU (Oct 06, 2018)
Yards Rushing	138	T. Williams, at TAMU (Oct 06, 2018)
TD Rushes	1	GWILLY, K., vs Central Michigan (Sep 01, 2018)
	1	RICE, Preston, vs Murray State (Sep 15, 2018)
	1	Nick Fitzgerald, vs #14 Mississippi St. (Sep 22, 2018)
	1	T. Williams, at TAMU (Oct 06, 2018)
	1	Crockett, Damar, at Missouri (Oct 27, 2018)
	1	Rountree, Larry, at Missouri (Oct 27, 2018)
Long Rush	34	CASTILLE, Rodne, vs Murray State (Sep 15, 2018)
Pass attempts	38	Franks,F., at Florida (Sep 08, 2018)
Pass completions	18	Kellen Mond, at TAMU (Oct 06, 2018)
Yards Passing	232	Franks,F., at Florida (Sep 08, 2018)
TD Passes	2	Franks,F., at Florida (Sep 08, 2018)
	2	Kellen Mond, at TAMU (Oct 06, 2018)
Long Pass	58	Jake Bentley, vs South Carolina (Sep 29, 2018)
Receptions	6	Osirus Mitchell, vs #14 Mississippi St. (Sep 22, 2018)
	6	T. Williams, at TAMU (Oct 06, 2018)
Yards Receiving	95	J. Sternberger, at TAMU (Oct 06, 2018)
TD Receptions	1	Swain,F., at Florida (Sep 08, 2018)
	1	Stephens,M., at Florida (Sep 08, 2018)
	1	Deebo Samuel, vs South Carolina (Sep 29, 2018)
	1	Quartney Davis, at TAMU (Oct 06, 2018)
	1	J. Sternberger, at TAMU (Oct 06, 2018)
	1	C.J. Bolar, vs Vanderbilt (Oct 20, 2018)
Long Reception	58	Deebo Samuel, vs South Carolina (Sep 29, 2018)
Field Goals	2	ARMSTRONG, M., vs Central Michigan (Sep 01, 2018)
Long Field Goal	29	McPherson,E., at Florida (Sep 08, 2018)
	29	VICENTE, Gabrie, vs Murray State (Sep 15, 2018)
	29	Parker White, vs South Carolina (Sep 29, 2018)
Punts	9	SHELDON, Jack, vs Central Michigan (Sep 01, 2018)
	9	Fatony, Corey, at Missouri (Oct 27, 2018)
Punting Avg	59.6	Braden Mann, at TAMU (Oct 06, 2018)
Long Punt	82	Braden Mann, at TAMU (Oct 06, 2018)
Punts inside 20	5	Fatony, Corey, at Missouri (Oct 27, 2018)
Long Punt Return	43	Roshauud Paul, at TAMU (Oct 06, 2018)
Long Kickoff Return	38	Badie, Tyler, at Missouri (Oct 27, 2018)
Tackles	18	Jordan Griffin, vs Vanderbilt (Oct 20, 2018)
Sacks	2.0	Kingsley Keke, at TAMU (Oct 06, 2018)
Tackles For Loss	2.0	Jeffery Simmons, vs #14 Mississippi St. (Sep 22, 2018)
	2.0	Braxton Hoyett, vs #14 Mississippi St. (Sep 22, 2018)
	2.0	T.J. Brunson, vs South Carolina (Sep 29, 2018)
	2.0	Kingsley Keke, at TAMU (Oct 06, 2018)
	2.0	Otaro Alaka, at TAMU (Oct 06, 2018)
	2.0	J. Madubuike, at TAMU (Oct 06, 2018)
	2.0	Williams, Tre, at Missouri (Oct 27, 2018)
Interceptions	1	KRESKI, Gage, vs Central Michigan (Sep 01, 2018)
	1	CRAWFORD, X., vs Central Michigan (Sep 01, 2018)
	1	Henderson,C., at Florida (Sep 08, 2018)
	1	Brian Cole, vs #14 Mississippi St. (Sep 22, 2018)
	1	Rashad Fenton, vs South Carolina (Sep 29, 2018)
	1	Acy, DeMarkus, at Missouri (Oct 27, 2018)

**The Automated ScoreBook**  
**Kentucky Game Superlatives (as of Oct 28, 2018)**  
**All games**

**OPPONENT TEAM GAME HIGHS**

Rushes	45	at TAMU (Oct 06, 2018)
Yards Rushing	164	at TAMU (Oct 06, 2018)
Yards Per Rush	5.8	vs Murray State (Sep 15, 2018)
TD Rushes	2	at Missouri (Oct 27, 2018)
Pass attempts	41	vs Murray State (Sep 15, 2018)
Pass completions	20	vs Murray State (Sep 15, 2018)
Yards Passing	232	at Florida (Sep 08, 2018)
Yards Per Pass	9.4	vs Vanderbilt (Oct 20, 2018)
TD Passes	2	at Florida (Sep 08, 2018)
	2	at TAMU (Oct 06, 2018)
Total Plays	75	at TAMU (Oct 06, 2018)
Total Offense	390	at TAMU (Oct 06, 2018)
Yards Per Play	5.3	vs Vanderbilt (Oct 20, 2018)
Points	20	vs Central Michigan (Sep 01, 2018)
	20	at TAMU (Oct 06, 2018)
Sacks By	6	at TAMU (Oct 06, 2018)
First Downs	24	at Florida (Sep 08, 2018)
Penalties	16	vs #14 Mississippi St. (Sep 22, 2018)
Penalty Yards	139	vs #14 Mississippi St. (Sep 22, 2018)
Turnovers	4	vs South Carolina (Sep 29, 2018)
Interceptions By	2	vs Central Michigan (Sep 01, 2018)
Punts	9	vs Central Michigan (Sep 01, 2018)
	9	at Missouri (Oct 27, 2018)
Punting Avg	59.6	at TAMU (Oct 06, 2018)
Long Punt	82	at TAMU (Oct 06, 2018)
Punts inside 20	5	at Missouri (Oct 27, 2018)
Long Punt Return	43	at TAMU (Oct 06, 2018)

**The Automated ScoreBook**  
**Kentucky Team Game-by-Game (as of Oct 28, 2018)**  
**All games**

TEAM STATISTICS

Date	Opponent	Rushing				Receiving				Passing				Kick Returns				Punt Returns				tot off
		no.	yds	td	lg	no.	yds	td	lg	cmp-att-int	yds	td	lg	no.	yds	td	lg	no.	yds	td	lg	
Sep 01	CENTRAL MICHIGAN	43	299	4	55	15	128	1	24	15-27-2	128	1	24	5	102	0	23	4	41	0	21	427
Sep 08	at Florida	41	303	1	44	11	151	2	54	11-16-1	151	2	54	2	33	0	19	0	0	0	0	454
Sep 15	MURRAY STATE	43	245	4	42	24	283	2	40	24-31-0	283	2	40	2	9	0	9	1	2	0	2	528
Sep 22	#14 MISSISSIPPI ST.	47	229	4	36	8	71	0	23	8-14-1	71	0	23	2	36	0	23	0	0	0	0	300
Sep 29	SOUTH CAROLINA	46	195	3	24	13	132	0	21	13-20-1	132	0	21	1	42	0	42	1	7	0	7	327
Oct 06	at TAMU	30	70	0	11	13	108	1	54	13-20-0	108	1	54	0	0	0	0	2	1	0	5	178
Oct 20	VANDERBILT	53	280	1	23	3	18	1	11	3-9-0	18	1	11	2	47	0	28	1	1	0	1	298
Oct 27	at Missouri	35	91	0	15	25	294	1	45	25-39-1	294	1	45	0	0	0	0	2	63	1	67	385
Kentucky		338	1712	17	55	112	1185	8	54	112-176-6	1185	8	54	14	269	0	42	11	115	1	67	2897
		263	858	6	34	135	1494	6	58	135-252-7	1494	6	58	17	301	0	38	15	148	0	43	2352

Games: 8 • Avg/rush: 5.1 • Avg/catch: 10.6 • Pass effic: 128.38 • KR avg: 19.2 • PR avg: 10.5 • All purpose avg/game: 424.4 • Total offense avg/gm: 362.1

Date	Opponent	Tackles				Sacks no-yds	Fumble		Pass Defense			blkd kick	PAT Attempts			off		pts	
		ua	a	total	tfl-yds		ff	fr-yds	int-yds	qbh	brup		kick	rush	rcv	saf	t/o		
Sep 01	CENTRAL MICHIGAN	40	40	80	6.0-24	2.0-16	0	0-0	0-0	4	1	0	5-5	0	0	0	0	0	35
Sep 08	at Florida	29	30	59	4.0-19	2.0-14	1	1-20	1-15	4	6	0	3-3	0	0	0	0	6	27
Sep 15	MURRAY STATE	28	24	52	4.0-9	1.0-1	1	0-0	1-18	6	11	0	6-6	0	0	0	0	7	48
Sep 22	#14 MISSISSIPPI ST.	32	26	58	4.0-27	3.0-23	0	0-0	1-35	4	6	0	4-4	0	0	0	0	7	28
Sep 29	SOUTH CAROLINA	39	22	61	7.0-32	4.0-24	3	1-0	3-27	2	5	0	3-3	0	0	0	0	10	24
Oct 06	at TAMU	46	28	74	9.0-35	4.0-27	1	1-40	1-19	2	3	0	2-2	0	0	0	0	7	14
Oct 20	VANDERBILT	31	30	61	8.0-44	4.0-37	3	2-0	0-0	3	4	0	2-2	0	0	0	0	7	14
Oct 27	at Missouri	46	6	52	4.0-28	2.0-17	2	0-0	0-0	0	4	1	0-0	0	0	0	0	0	15
Kentucky		291	206	497	46.0-218	22.0-159	11	5-60	7-114	25	40	1	25-25	0	0	0	0	44	205
		286	260	546	47.0-154	13.0-77	8	5-20	6-26	11	20	0	11-11	0	0	0	0	27	104

Date	Opponent	Punting							Field Goals			Kickoffs						
		no.	yds	avg	long	blkd	tb	fc	50+	i20	md-att	long	blkd	no.	yds	avg	tb	ob
Sep 01	CENTRAL MICHIGAN	4	200	50.0	54	0	0	0	3	2	0-0	0	0	6	383	63.8	1	0
Sep 08	at Florida	4	157	39.2	43	0	0	1	0	2	0-0	0	0	4	260	65.0	2	0
Sep 15	MURRAY STATE	1	54	54.0	54	0	0	0	1	1	2-2	40	0	9	582	64.7	8	0
Sep 22	#14 MISSISSIPPI ST.	5	221	44.2	49	0	1	1	0	2	0-1	0	0	5	300	60.0	2	0
Sep 29	SOUTH CAROLINA	4	190	47.5	52	0	0	1	2	4	1-2	29	0	5	257	51.4	1	0
Oct 06	at TAMU	10	487	48.7	63	0	0	4	4	3	0-1	0	0	3	179	59.7	2	0
Oct 20	VANDERBILT	5	215	43.0	51	0	0	1	1	2	0-1	0	0	3	161	53.7	1	0
Oct 27	at Missouri	5	177	35.4	44	0	1	0	0	2	1-1	31	0	3	166	55.3	1	0
Kentucky		38	1701	44.8	63	0	2	8	11	18	4-8	40	0	38	2288	60.2	18	0
		49	2206	45.0	82	0	9	8	15	17	5-10	29	1	24	1469	61.2	9	0

**The Automated ScoreBook**  
**Kentucky Opponent Game-by-Game (as of Oct 28, 2018)**  
**All games**

**OPPONENT STATISTICS**

Date	Opponent	Rushing				Receiving				Passing				Kick Returns				Punt Returns				tot off		
		no.	yds	td	lg	no.	yds	td	lg	cmp	att	int	yds	td	lg	no.	yds	td	lg	no.	yds		td	lg
Sep 01	CENTRAL MICHIGAN	39	118	1	17	17	137	0	34	17	27	0	137	0	34	5	97	0	30	2	1	0	1	255
Sep 08	at Florida	29	118	0	21	17	232	2	30	17	38	1	232	2	30	2	47	0	28	1	25	0	25	350
Sep 15	MURRAY STATE	21	122	1	34	20	180	0	37	20	41	1	180	0	37	1	22	0	22	1	0	0	0	302
Sep 22	#14 MISSISSIPPI ST.	28	56	1	12	16	145	0	24	16	32	1	145	0	24	3	60	0	22	2	3	0	3	201
Sep 29	SOUTH CAROLINA	35	128	0	20	17	193	1	58	17	34	3	193	1	58	2	27	0	16	2	19	0	21	321
Oct 06	at TAMU	45	164	1	21	18	226	2	46	18	30	1	226	2	46	1	12	0	12	4	65	0	43	390
Oct 20	VANDERBILT	31	68	0	11	15	216	1	49	15	23	0	216	1	49	2	-2	0	0	2	19	0	11	284
Oct 27	at Missouri	35	84	2	20	15	165	0	32	15	27	0	165	0	32	1	38	0	38	1	16	0	16	249
Opponents		263	858	6	34	135	1494	6	58	135	252	7	1494	6	58	17	301	0	38	15	148	0	43	2352
		338	1712	17	55	112	1185	8	54	112	176	6	1185	8	54	14	269	0	42	11	115	1	67	2897

Games: 8 • Avg/rush: 3.3 • Avg/catch: 11.1 • Pass effic: 105.67 • KR avg: 17.7 • PR avg: 9.9 • All purpose avg/game: 353.4 • Total offense avg/gm: 294.0

Date	Opponent	Tackles				Sacks no-yds	Fumble		Pass Defense			blkd kick	PAT Attempts			off		
		ua	a	total	tfl-yds		ff	fr-yds	int-yds	qbh	brup		kick	rush	rcv	saf	t/o	pts
Sep 01	CENTRAL MICHIGAN	47	18	65	2.0-5	0.0-0	2	2-20	2-36	3	4	0	2-2	0	0	0	20	20
Sep 08	at Florida	17	64	81	3.0-5	0.0-0	1	1-0	1-0	0	2	0	1-1	0	0	0	0	16
Sep 15	MURRAY STATE	50	22	72	6.0-22	1.0-6	2	0-0	0-0	0	1	0	1-1	0	0	0	0	10
Sep 22	#14 MISSISSIPPI ST.	34	30	64	10.0-41	3.0-30	0	0-0	1-0	0	0	0	1-1	0	0	0	0	7
Sep 29	SOUTH CAROLINA	41	28	69	8.0-17	0.0-0	0	0-0	1-0	1	2	0	1-1	0	0	0	0	10
Oct 06	at TAMU	26	24	50	8.0-32	6.0-25	2	0-0	0-0	3	2	0	2-2	0	0	0	0	20
Oct 20	VANDERBILT	28	48	76	3.0-7	0.0-0	1	2-0	0-0	1	5	0	1-1	0	0	0	7	7
Oct 27	at Missouri	43	26	69	7.0-25	3.0-16	0	0-0	1--10	3	4	0	2-2	0	0	0	0	14
Opponents		286	260	546	47.0-154	13.0-77	8	5-20	6-26	11	20	0	11-11	0	0	0	27	104
		291	206	497	46.0-218	22.0-159	11	5-60	7-114	25	40	1	25-25	0	0	0	44	205

Date	Opponent	Punting							Field Goals			Kickoffs						
		no.	yds	avg	long	blkd	tb	fc	50+	i20	md-att	long	blkd	no.	yds	avg	tb	ob
Sep 01	CENTRAL MICHIGAN	9	420	46.7	64	0	1	0	3	3	2-2	26	0	5	298	59.6	0	0
Sep 08	at Florida	3	109	36.3	49	0	1	1	0	1	1-2	29	0	4	262	65.5	2	0
Sep 15	MURRAY STATE	5	199	39.8	55	0	0	0	1	1	1-1	29	0	2	95	47.5	0	0
Sep 22	#14 MISSISSIPPI ST.	8	301	37.6	59	0	0	2	1	3	0-0	0	0	2	114	57.0	0	0
Sep 29	SOUTH CAROLINA	3	155	51.7	66	0	1	1	1	0	1-2	29	0	3	194	64.7	1	0
Oct 06	at TAMU	5	298	59.6	82	0	2	0	4	2	0-1	0	0	3	195	65.0	3	0
Oct 20	VANDERBILT	7	288	41.1	60	0	3	2	1	2	0-1	0	0	2	116	58.0	0	0
Oct 27	at Missouri	9	436	48.4	57	0	1	2	4	5	0-1	0	1	3	195	65.0	3	0
Opponents		49	2206	45.0	82	0	9	8	15	17	5-10	29	1	24	1469	61.2	9	0
		38	1701	44.8	63	0	2	8	11	18	4-8	40	0	38	2288	60.2	18	0



**The Automated ScoreBook**  
**Kentucky Team Game-by-Game Comparison (as of Oct 28, 2018)**  
**All games**

Opponent	Score	First Downs				Pen	Rushing Number-Yards	Passing		Total Offense Plays-Yards	Return Yards	Turn- Overs
		Total	Rush	Pass	Comp-Att-Int			Yards				
CENTRAL MICHIGAN	35 - 20	27 / 11	15 / 7	8 / 3	4 / 1	43-299 / 39-118	15-27-2 / 17-27-0	128 / 137	70-427 / 66-255	143 / 154	4 / 0	
Florida	27 - 16	20 / 24	15 / 5	5 / 14	0 / 5	41-303 / 29-118	11-16-1 / 17-38-1	151 / 232	57-454 / 67-350	68 / 72	2 / 2	
MURRAY STATE	48 - 10	28 / 17	14 / 7	13 / 8	1 / 2	43-245 / 21-122	24-31-0 / 20-41-1	283 / 180	74-528 / 62-302	29 / 22	0 / 1	
#14 MISSISSIPPI ST.	28 - 7	18 / 11	11 / 5	3 / 6	4 / 0	47-229 / 28-56	8-14-1 / 16-32-1	71 / 145	61-300 / 60-201	71 / 63	1 / 1	
SOUTH CAROLINA	24 - 10	19 / 20	11 / 11	7 / 8	1 / 1	46-195 / 35-128	13-20-1 / 17-34-3	132 / 193	66-327 / 69-321	76 / 46	1 / 4	
TAMU	14 - 20	8 / 21	5 / 10	3 / 9	0 / 2	30-70 / 45-164	13-20-0 / 18-30-1	108 / 226	50-178 / 75-390	60 / 77	0 / 2	
VANDERBILT	14 - 7	17 / 12	15 / 4	2 / 7	0 / 1	53-280 / 31-68	3-9-0 / 15-23-0	18 / 216	62-298 / 54-284	48 / 17	2 / 2	
Missouri	15 - 14	21 / 13	5 / 3	13 / 7	3 / 3	35-91 / 35-84	25-39-1 / 15-27-0	294 / 165	74-385 / 62-249	63 / 44	1 / 0	
Totals	205 - 104	158 / 129	91 / 52	54 / 62	13 / 15	338-1712 / 263-858	112-176-6 / 135-252-7	1185 / 1494	514-2897 / 515-2352	558 / 495	11 / 12	

Opponent	3rd Down Conversions	4th Down Conversions	Time of Possession	TOP Margin	Avg Yds/Rush	Avg Yds/Pass	Avg Yds/Play	Punting Number-Avg	Penalties Number-Yards	Sacks
CENTRAL MICHIGAN	7-13 / 6-18	0-1 / 0-1	28:08 / 31:52	-3:44	7.0 / 3.0	4.7 / 5.1	6.1 / 3.9	4-50.0 / 9-46.7	3-40 / 12-106	2 / 0
Florida	9-13 / 7-13	0-0 / 1-1	31:10 / 28:50	2:20	7.4 / 4.1	9.4 / 6.1	8.0 / 5.2	4-39.2 / 3-36.3	12-114 / 6-55	2 / 0
MURRAY STATE	6-12 / 9-16	3-3 / 0-2	35:55 / 24:05	11:50	5.7 / 5.8	9.1 / 4.4	7.1 / 4.9	1-54.0 / 5-39.8	7-67 / 8-60	1 / 1
#14 MISSISSIPPI ST.	3-10 / 7-17	1-1 / 0-1	30:57 / 29:03	1:54	4.9 / 2.0	5.1 / 4.5	4.9 / 3.3	5-44.2 / 8-37.6	5-42 / 16-139	3 / 3
SOUTH CAROLINA	3-11 / 5-15	1-1 / 2-3	34:44 / 25:16	9:28	4.2 / 3.7	6.6 / 5.7	5.0 / 4.7	4-47.5 / 3-51.7	11-115 / 11-94	4 / 0
TAMU	2-13 / 7-17	0-0 / 1-2	25:02 / 34:58	-9:56	2.3 / 3.6	5.4 / 7.5	3.6 / 5.2	10-48.7 / 5-59.6	8-52 / 6-25	4 / 6
VANDERBILT	7-13 / 4-13	0-0 / 0-1	31:07 / 28:53	2:14	5.3 / 2.2	2.0 / 9.4	4.8 / 5.3	5-43.0 / 7-41.1	4-35 / 5-25	4 / 0
Missouri	3-14 / 5-16	0-3 / 0-0	31:52 / 28:08	3:44	2.6 / 2.4	7.5 / 6.1	5.2 / 4.0	5-35.4 / 9-48.4	5-31 / 8-69	2 / 3
Totals	40-99 / 50-125	5-9 / 4-11	248:55 / 231:05	17:50	5.1 / 3.3	6.7 / 5.9	5.6 / 4.6	38-44.8 / 49-45.0	55-496 / 72-573	22 / 13

Note: Game totals are displayed in the format TEAM/OPPONENT for each category

**The Automated ScoreBook**  
**Kentucky By-Quarter Statistics (as of Oct 28, 2018)**  
**All games**

3rd-Down Conversions

Date	Opponent	Score	Overall	1st Qtr	2nd Qtr	3rd Qtr	4th Qtr	Overtime
Sep 01, 2018	CENTRAL MICHIGAN	W 35-20	7-13 53.8	2-4 50.0	1-2 50.0	1-3 33.3	3-4 75.0	
Sep 08, 2018	at Florida	W 27-16	9-13 69.2	2-2 100.0	3-4 75.0	3-3 100.0	1-4 25.0	
Sep 15, 2018	MURRAY STATE	W 48-10	6-12 50.0	1-2 50.0	3-5 60.0	2-4 50.0	0-1 0.0	
Sep 22, 2018	#14 MISSISSIPPI ST.	W 28-7	3-10 30.0	1-4 25.0	1-3 33.3	1-1 100.0	0-2 0.0	
Sep 29, 2018	SOUTH CAROLINA	W 24-10	3-11 27.3	1-3 33.3	2-2 100.0	0-4 0.0	0-2 0.0	
Oct 06, 2018	at TAMU	L 14-20	2-13 15.4	2-4 50.0	0-3 0.0	0-2 0.0	0-3 0.0	0-1 0.0
Oct 20, 2018	VANDERBILT	W 14-7	7-13 53.8	0-1 0.0	3-5 60.0	2-4 50.0	2-3 66.7	
Oct 27, 2018	at Missouri	W 15-14	3-14 21.4	0-2 0.0	0-3 0.0	1-4 25.0	2-5 40.0	
Kentucky			40-99 40.4	9-22 40.9	13-27 48.1	10-25 40.0	8-24 33.3	0-1 0.0
Opponents			50-125 40.0	14-30 46.7	14-33 42.4	10-30 33.3	12-32 37.5	0-0 0.0

4th-Down Conversions

Date	Opponent	Score	Overall	1st Qtr	2nd Qtr	3rd Qtr	4th Qtr	Overtime
Sep 01, 2018	CENTRAL MICHIGAN	W 35-20	0-1 0.0	0-0 0.0	0-0 0.0	0-0 0.0	0-1 0.0	
Sep 08, 2018	at Florida	W 27-16	0-0 0.0	0-0 0.0	0-0 0.0	0-0 0.0	0-0 0.0	
Sep 15, 2018	MURRAY STATE	W 48-10	3-3 100.0	0-0 0.0	1-1 100.0	1-1 100.0	1-1 100.0	
Sep 22, 2018	#14 MISSISSIPPI ST.	W 28-7	1-1 100.0	0-0 0.0	0-0 0.0	0-0 0.0	1-1 100.0	
Sep 29, 2018	SOUTH CAROLINA	W 24-10	1-1 100.0	0-0 0.0	0-0 0.0	1-1 100.0	0-0 0.0	
Oct 06, 2018	at TAMU	L 14-20	0-0 0.0	0-0 0.0	0-0 0.0	0-0 0.0	0-0 0.0	0-0 0.0
Oct 20, 2018	VANDERBILT	W 14-7	0-0 0.0	0-0 0.0	0-0 0.0	0-0 0.0	0-0 0.0	
Oct 27, 2018	at Missouri	W 15-14	0-3 0.0	0-1 0.0	0-1 0.0	0-0 0.0	0-1 0.0	
Kentucky			5-9 55.6	0-1 0.0	1-2 50.0	2-2 100.0	2-4 50.0	0-0 0.0
Opponents			4-11 36.4	0-0 0.0	1-3 33.3	0-0 0.0	3-8 37.5	0-0 0.0

Time of Possession

Date	Opponent	Score	Overall	1st Qtr	2nd Qtr	3rd Qtr	4th Qtr	Overtime
Sep 01, 2018	CENTRAL MICHIGAN	W 35-20	28:08	7:31	4:47	7:02	8:48	
Sep 08, 2018	at Florida	W 27-16	31:10	4:33	9:25	8:48	8:24	
Sep 15, 2018	MURRAY STATE	W 48-10	35:55	8:30	10:09	10:54	6:22	
Sep 22, 2018	#14 MISSISSIPPI ST.	W 28-7	30:57	9:48	5:32	6:15	9:22	
Sep 29, 2018	SOUTH CAROLINA	W 24-10	34:44	8:51	10:11	9:42	6:00	
Oct 06, 2018	at TAMU	L 14-20	25:02	9:10	4:33	5:21	5:58	0:00
Oct 20, 2018	VANDERBILT	W 14-7	31:07	4:18	8:27	7:54	10:28	
Oct 27, 2018	at Missouri	W 15-14	31:52	8:08	7:02	8:30	8:12	
Kentucky			Total	60:49	60:06	64:26	63:34	0:00
			Avg.	7:36	7:30	8:03	7:56	0:00
Opponents			Total	59:11	59:54	55:34	56:26	0:00
			Avg.	7:23	7:29	6:56	7:03	0:00

**The Automated ScoreBook**  
**Kentucky Passing Game-by-Game (as of Oct 21, 2018)**  
**All games**

<b>#3 Terry Wilson</b>	<b>Comp</b>	<b>Att</b>	<b>Int</b>	<b>Pct</b>	<b>Yards</b>	<b>TD</b>	<b>Long</b>	<b>Sacked</b>	<b>Effic</b>
Central Michigan	11	18	2	61.1	78	0	21	0-0	75.29
Florida	11	16	1	68.8	151	2	54	0-0	176.77
Murray State	19	25	0	76.0	163	0	25	1-6	130.77
#14 Mississippi St.	8	14	1	57.1	71	0	23	3-30	85.46
South Carolina	13	20	1	65.0	132	0	21	0-0	110.44
TAMU	13	20	0	65.0	108	1	54	6-25	126.86
Vanderbilt	3	9	0	33.3	18	1	11	0-0	86.80
<b>TOTALS</b>	<b>78</b>	<b>122</b>	<b>5</b>	<b>63.9</b>	<b>721</b>	<b>4</b>	<b>54</b>	<b>10-61</b>	<b>116.20</b>

<b>#12 Gunnar Hoak</b>	<b>Comp</b>	<b>Att</b>	<b>Int</b>	<b>Pct</b>	<b>Yards</b>	<b>TD</b>	<b>Long</b>	<b>Sacked</b>	<b>Effic</b>
Central Michigan	4	9	0	44.4	50	1	24	0-0	127.78
Murray State	4	5	0	80.0	77	1	40	0-0	275.36
<b>TOTALS</b>	<b>8</b>	<b>14</b>	<b>0</b>	<b>57.1</b>	<b>127</b>	<b>2</b>	<b>40</b>	<b>0-0</b>	<b>180.49</b>

<b>#26 Benny Snell</b>	<b>Comp</b>	<b>Att</b>	<b>Int</b>	<b>Pct</b>	<b>Yards</b>	<b>TD</b>	<b>Long</b>	<b>Sacked</b>	<b>Effic</b>
Murray State	1	1	0	100.0	43	1	0	0-0	791.20
<b>TOTALS</b>	<b>1</b>	<b>1</b>	<b>0</b>	<b>100.0</b>	<b>43</b>	<b>1</b>	<b>0</b>	<b>0-0</b>	<b>791.20</b>

**The Automated ScoreBook**  
**Kentucky Red-Zone Results (as of Oct 28, 2018)**  
**All games**

Kentucky Inside Opponent Red-Zone

Date	Opponent	Score	Times In RZ	Times Scored	Total Pts	Rush TDs	Pass TDs	FGs Made	Failed to score inside RZ						
									FGA	Down	Int	Fumb	Half	Game	
Sep 01, 2018	CENTRAL MICHIGAN	W 35-20	2	2	14	2	2	0	0	0	0	0	0	0	0
Sep 08, 2018	at Florida	W 27-16	0	0	0	0	0	0	0	0	0	0	0	0	0
Sep 15, 2018	MURRAY STATE	W 48-10	5	5	27	3	3	0	2	0	0	0	0	0	0
Sep 22, 2018	#14 MISSISSIPPI ST.	W 28-7	4	2	14	2	2	0	0	1	0	0	0	1	0
Sep 29, 2018	SOUTH CAROLINA	W 24-10	4	3	17	2	2	0	1	0	0	1	0	0	0
Oct 06, 2018	at TAMU	L 14-20	1	0	0	0	0	0	0	1	0	0	0	0	0
Oct 20, 2018	VANDERBILT	W 14-7	2	2	14	2	1	1	0	0	0	0	0	0	0
Oct 27, 2018	at Missouri	W 15-14	3	2	9	1	0	1	1	0	1	0	0	0	0
Totals			21	16	95	12	10	2	4	2	1	1	0	1	0
16 of 21 (76.2%)															

Opponents Inside Kentucky Red-Zone

Date	Opponent	Score	Times In RZ	Times Scored	Total Pts	Rush TDs	Pass TDs	FGs Made	Failed to score inside RZ						
									FGA	Down	Int	Fumb	Half	Game	
Sep 01, 2018	CENTRAL MICHIGAN	W 35-20	3	3	13	1	1	0	2	0	0	0	0	0	0
Sep 08, 2018	at Florida	W 27-16	4	3	16	2	0	2	1	1	0	0	0	0	0
Sep 15, 2018	MURRAY STATE	W 48-10	2	1	3	0	0	0	1	0	1	0	0	0	0
Sep 22, 2018	#14 MISSISSIPPI ST.	W 28-7	1	1	7	1	1	0	0	0	0	0	0	0	0
Sep 29, 2018	SOUTH CAROLINA	W 24-10	2	1	3	0	0	0	1	0	0	1	0	0	0
Oct 06, 2018	at TAMU	L 14-20	3	2	13	2	1	1	0	1	0	0	0	0	0
Oct 20, 2018	VANDERBILT	W 14-7	2	0	0	0	0	0	0	1	0	0	1	0	0
Oct 27, 2018	at Missouri	W 15-14	2	2	14	2	2	0	0	0	0	0	0	0	0
Totals			19	13	69	8	5	3	5	3	1	1	1	0	0
13 of 19 (68.4%)															



**The Automated ScoreBook**  
**Kentucky Rushing/Receiving Game-by-Game (as of Oct 28, 2018)**  
**All games**

<b>RUSHING</b>	<b>No-Yds/TD</b>	<b>CMU</b>	<b>UF</b>	<b>MUR</b>	<b>MS</b>	<b>SC</b>	<b>TAMU</b>	<b>VANDY</b>	<b>MU</b>
Benny Snell	179-935/9	20-125/2	27-175/0	15-75/1	25-165/4	28-99/1	13-60/0	32-169/1	19-67/0
Terry Wilson	88-406/3	9-38/0	10-105/1	13-80/1	11-18/0	9-59/1	14-4/0	12-91/0	10-11/0
Asim Rose	46-265/4	8-104/2	4-23/0	5-19/1	9-47/0	7-38/1	3-6/0	5-17/0	5-11/0
Sihiem King	12-58/0	6-32/0	DNP	6-26/0	DNP	DNP	DNP	DNP	DNP
Chris Rodriguez	2-43/0	DNP	DNP	2-43/0	DNP	DNP	DNP	DNP	DNP
Lynn Bowden Jr.	2-5/0	-	-	-	-	-	-	2-5/0	-
Danny Clark	2-4/1	DNP	DNP	1-2/1	DNP	DNP	DNP	DNP	1-2/0
Team	7--4/0	DNP	DNP	1-0/0	2--1/0	2--1/0	DNP	2--2/0	DNP

<b>RECEIVING</b>	<b>No-Yds/TD</b>	<b>CMU</b>	<b>UF</b>	<b>MUR</b>	<b>MS</b>	<b>SC</b>	<b>TAMU</b>	<b>VANDY</b>	<b>MU</b>
Lynn Bowden Jr.	43-457/3	5-17/0	4-79/1	8-89/0	3-15/0	4-18/0	3-55/1	3-18/1	13-166/0
David Bouvier	8-155/2	3-48/1	2-43/1	-	-	1-21/0	-	-	2-43/0
C.J. Conrad	18-126/1	3-9/0	2-3/0	3-24/0	2-22/0	3-31/0	3-25/0	-	2-12/1
Dorian Baker	10-108/0	1-21/0	-	4-25/0	1-23/0	2-29/0	1-2/0	-	1-8/0
Benny Snell	10-75/0	1-7/0	2-8/0	-	-	1-14/0	4-18/0	-	2-28/0
Clevan Thomas	3-63/0	1-12/0	-	2-51/0	DNP	DNP	DNP	DNP	DNP
Josh Ali	7-56/0	1-14/0	-	1-1/0	1-6/0	1-8/0	1-5/0	-	2-22/0
Allen Dailey	2-38/1	-	-	2-38/1	-	-	-	-	-
T. Richardson	4-31/0	-	1-18/0	-	1-5/0	-	-	-	2-8/0
Isaiah Epps	2-19/0	-	-	1-8/0	-	1-11/0	-	-	-
Justin Rigg	2-12/0	-	-	1-5/0	-	-	-	-	1-7/0
Asim Rose	1-3/0	-	-	-	-	-	1-3/0	-	-
Akeem Hayes	1--1/0	DNP	DNP	1--1/0	DNP	DNP	DNP	DNP	DNP
Terry Wilson	1--6/0	-	-	1--6/0	-	-	-	-	-

**The Automated ScoreBook**  
**Kentucky All-Purpose Yards Game-by-Game (as of Oct 28, 2018)**  
**All games**

ALL-PURPOSE YARDS	Total	CMU	UF	MUR	MS	SC	TAMU	VANDY	MU
Benny Snell	1010	132	183	75	165	113	78	169	95
Lynn Bowden Jr.	794	119	112	98	51	60	55	70	229
Terry Wilson	400	38	105	74	18	59	4	91	11
Asim Rose	268	104	23	19	47	38	9	17	11
David Bouvier	207	89	43	2	-	28	1	1	43
C.J. Conrad	126	9	3	24	22	31	25	-	12
Dorian Baker	108	21	-	25	23	29	2	-	8
Clevan Thomas	63	12	-	51	DNP	DNP	DNP	DNP	DNP
Sihiem King	58	32	DNP	26	DNP	DNP	DNP	DNP	DNP
Josh Ali	56	14	-	1	6	8	5	-	22
Darius West	51	-	15	-	-	17	19	-	-
Zy'Aire Hughes	49	DNP	DNP	49	DNP	DNP	DNP	-	-
Chris Rodriguez	43	DNP	DNP	43	DNP	DNP	DNP	DNP	DNP
Allen Dailey	38	-	-	38	-	-	-	-	-
Tyrell Ajian	35	-	-	-	35	-	-	-	-
T. Richardson	31	-	18	-	5	-	-	-	8
Isaiah Epps	19	-	-	8	-	11	-	-	-
Jamin Davis	18	-	-	18	-	-	-	-	-
Mike Edwards	13	-	-	-	-	13	-	-	-
Justin Rigg	12	-	-	5	-	-	-	-	7
Danny Clark	4	DNP	DNP	2	DNP	DNP	DNP	DNP	2
Akeem Hayes	-1	DNP	DNP	-1	DNP	DNP	DNP	DNP	DNP
Derrick Baity	-3	-	-	-	-	-3	-	-	-
Team	-4	-	-	-	-1	-1	-	-2	-

**The Automated ScoreBook**  
**Kentucky Return Stats Game-by-Game (as of Oct 28, 2018)**  
**All games**

<b>PUNT RETURNS</b>	<b>No-Yds</b>	<b>CMU</b>	<b>UF</b>	<b>MUR</b>	<b>MS</b>	<b>SC</b>	<b>TAMU</b>	<b>VANDY</b>	<b>MU</b>
Lynn Bowden Jr.	2-63	-	-	-	-	-	-	-	2-63
David Bouvier	9-52	4-41	-	1-2	-	1-7	2-1	1-1	-

<b>KICK RETURNS</b>	<b>No-Yds</b>	<b>CMU</b>	<b>UF</b>	<b>MUR</b>	<b>MS</b>	<b>SC</b>	<b>TAMU</b>	<b>VANDY</b>	<b>MU</b>
Lynn Bowden Jr.	13-269	5-102	2-33	1-9	2-36	1-42	-	2-47	-
Brenden Bates	1-0	DNP	DNP	1-0	DNP	DNP	DNP	DNP	DNP

<b>INT. RETURNS</b>	<b>No-Yds</b>	<b>CMU</b>	<b>UF</b>	<b>MUR</b>	<b>MS</b>	<b>SC</b>	<b>TAMU</b>	<b>VANDY</b>	<b>MU</b>
Darius West	3-51	-	1-15	-	-	1-17	1-19	-	-
Tyrell Ajian	1-35	-	-	-	1-35	-	-	-	-
Mike Edwards	1-13	-	-	-	-	1-13	-	-	-
Derrick Baily	1--3	-	-	-	-	1--3	-	-	-
Jamin Davis	1-18	-	-	1-18	-	-	-	-	-

<b>FUMBLE RETURNS</b>	<b>No-Yds</b>	<b>CMU</b>	<b>UF</b>	<b>MUR</b>	<b>MS</b>	<b>SC</b>	<b>TAMU</b>	<b>VANDY</b>	<b>MU</b>
Darius West	1-40	-	-	-	-	-	1-40	-	-
D. Robinson	1-20	-	1-20	-	-	-	-	-	-



**The Automated ScoreBook**  
**Kentucky Tackle For Loss Game-by-Game (as of Oct 28, 2018)**  
**All games**

TACKLES FOR LOSS	UA-A	Total	CMU	UF	MUR	MS	SC	TAMU	VANDY	MU
Josh Allen	14-1	14.5	3.0-11	1.5-6	-	2.0-10	4.0-19	-	2.0-13	2.0-17
Mike Edwards	6-1	6.5	0.5-1	-	1.0-5	-	1.0-2	3.0-5	-	1.0-7
Jamar Watson	4-0	4.0	-	-	DNP	1.0-7	1.0-7	1.0-5	1.0-9	-
Jordan Jones	3-1	3.5	1.5-8	-	-	-	1.0-4	1.0-13	-	-
Phil Hoskins	2-1	2.5	-	1.0-9	-	-	-	1.0-7	0.5-1	-
Kash Daniel	1-3	2.5	-	0.5-1	1.0-2	-	-	-	1.0-3	-
A. Middleton	2-1	2.5	-	1.0-3	-	-	-	0.5-0	1.0-15	-
Quinton Bohanna	2-0	2.0	-	-	DNP	-	-	-	1.0-1	1.0-4
Tymere Dubose	0-3	1.5	1.0-4	-	-	-	-	-	0.5-1	-
Chris Oats	1-1	1.5	-	-	-	-	-	1.5-3	-	-
Marquan Mccall	1-1	1.5	DNP	-	1.5-2	DNP	DNP	DNP	-	-
D. Robinson	1-0	1.0	-	-	-	-	-	-	1.0-1	-
Derrick Baity	1-0	1.0	-	-	-	-	-	1.0-2	-	-
Calvin Taylor	1-0	1.0	-	-	-	1.0-10	-	-	-	-
DeAndre Square	0-1	0.5	-	-	0.5-0	-	-	-	-	-



**The Automated ScoreBook**  
**Kentucky Sacks Game-by-Game (as of Oct 28, 2018)**  
**All games**

<b>SACKS</b>	<b>UA-A</b>	<b>Total</b>	<b>CMU</b>	<b>UF</b>	<b>MUR</b>	<b>MS</b>	<b>SC</b>	<b>TAMU</b>	<b>VANDY</b>	<b>MU</b>
Josh Allen	10-0	10.0	1.0-7	1.0-5	-	1.0-6	3.0-17	-	2.0-13	2.0-17
Jamar Watson	4-0	4.0	-	-	DNP	1.0-7	1.0-7	1.0-5	1.0-9	-
Phil Hoskins	2-0	2.0	-	1.0-9	-	-	-	1.0-7	-	-
Jordan Jones	1-1	1.5	0.5-5	-	-	-	-	1.0-13	-	-
Marquan Mccall	1-0	1.0	DNP	-	1.0-1	DNP	DNP	DNP	-	-
Calvin Taylor	1-0	1.0	-	-	-	1.0-10	-	-	-	-
Chris Oats	1-0	1.0	-	-	-	-	-	1.0-2	-	-
A. Middleton	1-0	1.0	-	-	-	-	-	-	1.0-15	-
Tymere Dubose	0-1	0.5	0.5-4	-	-	-	-	-	-	-

**The Automated ScoreBook**  
**Kentucky Fumbles Game-by-Game (as of Oct 28, 2018)**  
**All games**

FUMBLES	No-Lost	CMU	UF	MUR	MS	SC	TAMU	VANDY	MU
Terry Wilson	6-3	1-1	1-1	1-0	-	-	1-0	2-1	-
Lynn Bowden Jr.	3-2	2-1	-	-	-	-	-	1-1	-
Benny Snell	2-0	1-0	-	-	-	-	1-0	-	-
Dorian Baker	1-0	-	-	1-0	-	-	-	-	-
David Bouvier	1-0	1-0	-	-	-	-	-	-	-
Asim Rose	1-0	-	-	-	-	-	1-0	-	-

FUMBLES FORCED	Number	CMU	UF	MUR	MS	SC	TAMU	VANDY	MU
Josh Allen	5	-	1	-	-	1	-	1	2
Derrick Baity	1	-	-	-	-	-	1	-	-
Marquan Mccall	1	DNP	-	1	DNP	DNP	DNP	-	-
Jordan Jones	1	-	-	-	-	1	-	-	-
Lonnie Johnson	1	-	-	-	-	-	-	1	-
Jamar Watson	1	-	-	DNP	-	1	-	-	-
Quinton Bohanna	1	-	-	DNP	-	-	-	1	-

FUMBLES RECOVERED	Number	CMU	UF	MUR	MS	SC	TAMU	VANDY	MU
Quinton Bohanna	1	-	-	DNP	-	-	-	1	-
Mike Edwards	1	-	-	-	-	-	-	1	-
Darius West	1	-	-	-	-	-	1	-	-
Jordan Jones	1	-	-	-	-	1	-	-	-
D. Robinson	1	-	1	-	-	-	-	-	-