

2018 - 2019

#4 MACI MORRIS

#24 TAYLOR MURRAY

POWER

**KENTUCKY<sup>®</sup>**

**WOMEN'S BASKETBALL**

- F A C T B O O K -



# TABLE OF CONTENTS

## 2018-19 TEAM INFORMATION

Table of Contents	2
Quick Facts	3
Numerical/Alphabetical Rosters	4
TV/Radio Chart	5
Team Photo/Support Staff	6-7
2018-19 Schedule	8
History and Traditions	9
Memorial Coliseum	10-11
Rupp Arena	12-13

## 2017-18 REVIEW

2017-18 Game-by-Game Results	14
2017-18 Final Stats	15
2017-18 Superlatives/Team Highs and Lows	16
2017-18 Game-by-Game Team Stats	17
2017-18 Departed Seniors	18-19
2017-18 Game-by-Game Reviews	20-27
2017-18 SEC Standings	28

## RECORDS/HISTORY

All-Time Letterwinners	29
All-Time Roster by State	30-31
Cats by the Numbers	32
All-Time Coaches	33
All-Time Assistants	34
All-Time Teams	35-40
Cats in the WNBA/Professional Ranks	41
Cats Represent America	42
Retired Jersey - Valerie Still	43
Year-by-Year Team Stats	44-47
UK Career Records	48-49
Top-10 Team Season Performances	50
Top-10 Team Single-Game Performances	51
Individual Single-Season Records	52

Individual Single-Game Records	53
Scoring - Total Points	54
Year-by-Year Scoring	55
Field Goals	56
Three-Point Field Goals	57
Free Throws	58
Rebounds	59
Assists	60
Blocks	61
Steals	62
Streaks	63
Miscellaneous Records	64-66
Double-Doubles	67-72
UK Freshman Records	73
Year-by-Year Results	74
All-Time Results	75-84
Records vs. Major Conferences	85
Scores vs. All Opponents	86-91
UK in the National Rankings	92-98
UK in Regular-Season Tournaments	99-101
UK in the SEC	102
UK Records in SEC Tournament	103
UK Records in NCAA Tournament	104
UK NCAA Tournament Game-by-Game	105-106
All-time NCAA Tournament Teams	107-111
UK in the WNIT	112-113
Individual Honors	114-116
1,000-point Club	117-121
Kentucky Women's Basketball Timeline	122-140

## MEDIA INFORMATION

Follow the Cats	141
Media Policies and Procedures	142-143

*To obtain additional copies of the 2018-19 Kentucky Women's Basketball Fact Book, contact the UK Media Relations office at 859-257-3838*

## CREDITS

The 2018-19 Kentucky Women's Basketball Fact Book was published by the University of Kentucky Athletics Department, Mitch Barnhart, Director.

### UK ATHLETICS DEPARTMENT

Joe Craft Center • 338 Lexington Ave.  
Lexington, Ky 40506-0604 • 859-257-8000

### Written & Compiled

Susan Lax, Evan Crane, Chloe Smith, Weston Pletcher, Chris Shoals, Metz Camfield, Karlie Kinneer, Cami Moore

### Editors

Susan Lax, Evan Crane, Cami Moore, Guy Ramsey, Chris Shoals, Karlie Kinneer

### Editorial Assistants

Cory Weigel, Metz Camfield, Kevin Britton, Sean Cartell, Evan Crane, Melanie Curtsinger, Rachel Smith, Kris Reid

### Cover Design and Layout

Drew Morris

### Photography Credits

Pete Camagna, Chet White, Britney Howard, Elliott Hess, Barry Westerman, Lexington Herald-Leader, WNBA Photo Services, Fernando Medina, Team Coyle (David Coyle, Joseph Rey Au, David Robertson, George Green, Bill Patterson and Ken Weaver), USA Basketball, Chuck Perry, Victoria Graff, AP/Wide World, Kentucky Tourism, UK Public Relations, Susan Lax, Matt Steinke, NCAA, SEC, UK team and coaches

### Special Thanks

UK Public Relations, Kelley Bozeman, Beth Hanna, Kathy Laws, Molly Mazzolini





# 2018-19 KENTUCKY WBB QUICK FACTS

## General Information

Location . . . . . Lexington, Ky.  
 Enrollment . . . . . 30,000  
 Founded . . . . . 1865  
 Colors . . . . . Blue (PMS 286) & White  
 Nickname . . . . . Wildcats  
 Conference . . . . . Southeastern  
 Arena . . . . . Memorial Coliseum (8,000)  
 All-Time Record In Arena (Years) . . . . . 439-156 (.737)  
 . . . . . (43 years - does not include '74-75 season)  
 Memorial Coliseum Press Row . . . . . 859-323-5900  
 Joe Craft Center Ticket Office . . . . . 859-928-CATS  
 Web site . . . . . ukathletics.com  
 Twitter/Instagram . . . . . @KentuckyWBB  
 Facebook . . . . . facebook.com/KentuckyWBB

## Administration

President . . . . . Dr. Eli Capilouto (Alabama, 1971)  
 Faculty Rep. . . . . Joseph L. Fink III  
 . . . . . (Philadelphia College of Pharmacy & Science, 1970)  
 Athletics Director . . . . . Mitch Barnhart (Ottawa, 1981)  
 Senior Woman Admin. . . . . Sandy Bell (George Peabody College, 1970)  
 Athletics Phone Number . . . . . (859) 257-8000

## Media Relations Information

Basketball Contact . . . . . Evan Crane (Kentucky, 2010)  
 . . . . . Associate Media Relations Director  
 E-mail . . . . . wesley.crane@uky.edu  
 Twitter . . . . . @EvanCraneKY  
 Office Phone . . . . . 859-257-8431  
 Cell Phone . . . . . 270-559-8120  
 Office Fax . . . . . 859-323-4310  
 Office Address . . . . . Joe Craft Center, 338 Lexington Avenue  
 . . . . . Lexington, KY 40506-0604  
 Assistant Basketball Contact . . . . . Cami Moore (Kentucky, 2018)  
 E-mail . . . . . camiran.moore@uky.edu  
 Office Phone/Cell Phone: . . . . . 859-257-3838/859-396-0368

## Women's Basketball Staff

Head Coach . . . . . Matthew Mitchell (Mississippi State, 1995)  
 Overall Collegiate Coaching Record . . . . . 286-146 (.62) (14th season)  
 Morehead State . . . . . 30-29 (.508) (Two seasons)  
 Kentucky . . . . . 256-117 (.686) (12th season)  
 Associate Head Coach . . . . . Kyra Elzy (3rd season/7th overall at UK)  
 . . . . . (Tennessee 1999, 2001)  
 Assistant Coach . . . . . Niya Butts (3rd season/8th overall at UK)  
 . . . . . (Tennessee 2000, Tennessee Tech 2002)  
 Assistant Coach . . . . . Amber Smith (1st season/8th at UK)  
 . . . . . (Kentucky, 2011)  
 Special Assistant to the Head Coach . . . . . Lin Dunn (UT Martin, 1969)  
 Asst. AD/Women's BB Ops . . . . . Amy Tilley (Kentucky, 2007/EKU, 2014)  
 Sr. Assoc. AD/WBB Admin . . . . . Rachel Baker (Berea, 1999; OSU, 2001)  
 Director of Recruiting . . . . . Asiya Foy (Radford, 2016; SEMO, 2018)  
 Recruiting Assistant . . . . . Jackie Clark (Kentucky, 2015 & 2017)  
 Staff Support Associate . . . . . Carrie Marshall (Kentucky, 2003)  
 Coaching Video Coordinator: . . . . . Daniel Boice (Arizona 2014, 2016)  
 Creative Director . . . . . Kim Troxall (SCAD, 1994)  
 Sr. Athletic Trainer . . . . . Courtney Jones (Purdue, 2001)  
 Strength Coach . . . . . John Spurlock (Hanover College, 2005)  
 Nutrition Coach . . . . . Monica Fowler (Kentucky, 2010)  
 Team Physician . . . . . Dr. Robert Hosey (Virginia Tech, 1989)  
 Equipment Manager . . . . . Kortez Wilson (Kentucky, 2014 & 2016)

## 2017-18 Review

Record . . . . . 15-17  
 Home . . . . . 9-7  
 Away . . . . . 5-9  
 Neutral . . . . . 1-1

## 2018-19 PREVIEW

Letterwinners Returning/Lost: 11/3

Starters Returning/Lost: 3/2

Newcomers: 4

### Starters Returning (3)

No.	Player	POS	HT	CL	Ppg.	Rpg.
4	Maci Morris	G	6-0	Sr.	17.3	3.6
24	Taylor Murray	G	5-6	Sr.	11.5	4.3*
3	KeKe McKinney	F	6-1	So.	4.7	3.7

### Starters Lost (2)

45	Alyssa Rice	C	6-3	Sr.	6.6	5.8
22	Makenzie Cann	G	6-1	Sr.	6.3	3.4

### Other Players Returning (8)

No.	Player	POS	HT	CL	Ppg.	Rpg.
21	Ogechi Anyagaligbo <sup>^</sup>	F	6-1	R-Jr.	-----	-----
0	LaShae Halsel	F	6-0	Sr.	0.8	0.3
32	Jaida Roper	G	5-6	Jr.	4.9	1.9*
12	Amanda Paschal	G	5-7	R-Jr.	4.7	1.3*
2	Paige Poffenberger	G	5-8	Sr.	0.9	0.4
20	Dorie Harrison	F/C	6-3	So.	6.7	3.8
14	Tatyana Wyatt	F	6-2	So.	6.6	3.5
23	Kameron Roach	G	5-6	So.	1.6	0.5

### Other Players Lost (2)

No.	Player	POS	HT	CL	Ppg.	Rpg.
15	Jessica Hardin	G	5-8	Sr.	1.2	0.3
2	Paige Poffenberger&	G	5-8	Sr.	0.9	0.4

### Newcomers (3)

No.	Player	POS	CL	HT	Hometown
44	Nae Nae Cole#	C	R-Jr.	6-3	Gainesville, Va./NC State
5	Blair Green	G	Fr.	6-0	Harlan, Ky./Harlan County
1	Sabrina Haines#	G	R-Jr.	5-10	Phoenix, Ariz./Arizona State
10	Rhyne Howard	G	Fr.	6-2	Cleveland, Tenn./Bradley Central

\* denotes assist per game; ^ denotes missed 2017-18 season due to injury;  
 # denotes will miss the 2018-19 season due to NCAA transfer rules; & denotes player medically retired

SEC (Finish) . . . . . 6-10 (9th)  
 SEC Tournament (Record) . . . . . SEC Tournament Quarterfinals (1-1)  
 . . . . . defeated Alabama, 71-64, second round  
 . . . . . lost to #2 Mississippi State, 81-58, quarterfinals  
 NCAA (Record) . . . . . n/a  
 Final Poll Rankings . . . . . n/a AP | n/a ESPN/USA Today  
 Final Attendance Ranking . . . . . No. 15 (NCAA)

## UK Radio Network

Broadcast Info . . . . . UK Radio Network  
 Play-by-Play Announcer . . . . . Darren Headrick (2nd season)

## Local Beat Writers

Lexington Herald-Leader . . . . . Jen Smith  
 . . . . . jsmith3@herald-leader.com

## UK Videotape Footage

UK Sports Video . . . . . 859-257-4830

## History

Seasons of Basketball . . . . . Entering 45th season  
 All-Time Record: . . . . . 798-532 (.600)  
 All-Time SEC Record (regular-season games only): . . . . . 205-252 (.448)  
 All-Time SEC Tournament Record: . . . . . 35-40 (.466)  
 SEC Titles: . . . . . Two (2012 and 1982)  
 NCAA Tournament Appearances: . . . . . 14 (Last in 2017)  
 NCAA Tournament Record: . . . . . 20-14 (.588)





# 2018-19 KENTUCKY WBB ROSTER

## NUMERICAL

No.	Name	Pos.	Cl.	Ht.	Hometown/High School/Previous College
0	LaShae Halsel	F	Sr.	6-0	Bowling Green, Ky./Warren Central HS
1	Sabrina Haines	G	R-Jr.%	5-10	Phoenix, Ariz./Desert Vista HS/Arizona State
2	Paige Poffenberger	G	Sr.	5-8	Morgantown, W.Va./Morgantown HS
3	KeKe McKinney	F	So.	6-1	Knoxville, Tenn./Fulton HS
4	Maci Morris	G	Sr.	6-0	Pineville, Ky./Bell County HS
5	Blair Green	G	Fr.	6-0	Harlan, Ky./Harlan County HS
10	Rhyne Howard	G	Fr.	6-2	Cleveland, Tenn./Bradley Central HS
12	Amanda Paschal	G	R-Jr.	5-7	Brooklyn, N.Y./Chipleys HS/Gulf Coast State
14	Tatyana Wyatt	F	So.	6-2	Columbus, Ga./Columbus HS
20	Dorie Harrison	C	So.	6-3	Nashville, Tenn./Hillsboro HS
21	Ogechi Anyagaligbo	F	R-Jr.	6-1	Miami, Fla./Miami Country Day/Stony Brook
23	Kameron Roach	G	So.	5-6	Hopkins, S.C./Lower Richland HS
24	Taylor Murray	G	Sr.	5-6	Odenton, Md./Annapolis Area Christian
32	Jaida Roper	G	Jr.	5-6	Memphis, Tenn./Houston HS
44	Nae Nae Cole	C	R-Jr.%	6-3	Gainesville, Va./Paul VI HS/NC State

## ALPHABETICAL

No.	Name	Pos.	Cl.	Ht.	Hometown/High School/Previous College
21	Ogechi Anyagaligbo	F	R-Jr.	6-1	Miami, Fla./Miami Country Day/Stony Brook
44	Nae Nae Cole	C	R-Jr.%	6-3	Gainesville, Va./Paul VI HS/NC State
5	Blair Green	G	Fr.	6-0	Harlan, Ky./Harlan County HS
1	Sabrina Haines	G	R-Jr.%	5-10	Phoenix, Ariz./Desert Vista HS/Arizona State
0	LaShae Halsel	F	Sr.	6-0	Bowling Green, Ky./Warren Central HS
20	Dorie Harrison	C	So.	6-3	Nashville, Tenn./Hillsboro HS
10	Rhyne Howard	G	Fr.	6-2	Cleveland, Tenn./Bradley Central HS
3	KeKe McKinney	F	So.	6-1	Knoxville, Tenn./Fulton HS
4	Maci Morris	G	Sr.	6-0	Pineville, Ky./Bell County HS
24	Taylor Murray	G	Sr.	5-6	Odenton, Md./Annapolis Area Christian
12	Amanda Paschal	G	R-Jr.	5-7	Brooklyn, N.Y./Chipleys HS/Gulf Coast State
2	Paige Poffenberger	G	Sr.	5-8	Morgantown, W.Va./Morgantown HS
23	Kameron Roach	G	So.	5-6	Hopkins, S.C./Lower Richland HS
32	Jaida Roper	G	Jr.	5-6	Memphis, Tenn./Houston HS
14	Tatyana Wyatt	F	So.	6-2	Columbus, Ga./Columbus HS

% denotes player will sit out 2018-19 season due to NCAA transfer rules

### Coaching Staff

**Head Coach:** Matthew Mitchell (Mississippi State, 1995) – 14th season, 12th as Kentucky Head Coach

**Associate Head Coach:** Kyra Elzy (Tennessee, 1999, 2001) – 3rd season, 7th at Kentucky

**Assistant Coach:** Niya Butts (Tennessee, 2000; Tennessee Tech, 2002) – 3rd season, 8th at Kentucky

**Assistant Coach:** Amber Smith (Kentucky, 2011) – 1st season, 8th at Kentucky (player/support staff)

### Support Staff

**Assistant Athletics Director/Women's Basketball:** Amy Tilley (Kentucky, 2007; ECU, 2011 & 2014)

**Special Assistant to the Head Coach:** Lin Dunn (UT Martin, 1969)

**Sr. Associate AD/Women's Basketball Admin.:** Rachel Baker (Berea College, 1999; Ohio State, 2001)

**Director of Recruiting:** Aisha Foy (Radford, 2016; Southeast Missouri State, 2018)

**Recruiting Assistant:** Jackie Clark (Kentucky, 2015; Kentucky, 2017)

**Coaching Video Coordinator:** Daniel Boice (Arizona, 2014, 2016)

**Staff Support Associate:** Carrie Marshall (Kentucky, 2003)

**Creative Director:** Kim Troxall (SCAD, 1994)

**Senior Athletic Trainer:** Courtney Jones (Purdue, 2001)

**Nutrition Coach:** Monica Fowler (Kentucky, 2010)

**Team Physician:** Dr. Robert Hosey (Virginia Tech, 1989)

**Strength & Conditioning Coach:** John Spurlock (Hanover College, 2005)

**Academic Counselor:** Tiffany Hayden (Kentucky, 2001; Louisville, 2009)

**Media Relations Director:** Evan Crane (Kentucky, 2010)

**Media Relations Assistant:** Cami Moore (Kentucky, 2018)

**Equipment Manager:** Kortez Wilson (Kentucky, 2014)

## BY CLASS

### Seniors (4)

LaShae Halsel  
Maci Morris  
Taylor Murray  
Paige Poffenberger

### Juniors (5)

Ogechi Anyagaligbo  
Nae Nae Cole  
Sabrina Haines  
Amanda Paschal  
Jaida Roper

### Sophomores (4)

Dorie Harrison  
KeKe McKinney  
Kameron Roach  
Tatyana Wyatt

### Freshmen (2)

Blair Green  
Rhyne Howard

## BY HEIGHT

5-6	..... Taylor Murray
	..... Jaida Roper
	..... Kameron Roach
5-8	..... Paige Poffenberger
5-7	..... Amanda Paschal
5-10	..... Sabrina Haines
6-0	..... Maci Morris
	..... LaShae Halsel
	..... Blair Green
6-1	..... Ogechi Anyagaligbo
	..... KeKe McKinney
6-2	..... Tatyana Wyatt
	..... Rhyne Howard
6-3	..... Dorie Harrison
	..... Nae Nae Cole

## PRONUNCIATION

### Ogechi Anyagaligbo

(oh-GECH-ee on-ya-gull-LEE-bo)

**LaShae Halsel** (luh-SHAY HALL-sull)

**Jaida Roper** (JAY-duh)

**Tatyana Wyatt** (TOT-e-on-uh)

**Amanda Paschal** (PAS-kel)



# 2018-19 RADIO/TELEVISION CHART




LASHAE  
HALSEL **0**

6-0 – Sr. – F  
Bowling Green, Ky.  
(Warren Central HS)



SABRINA  
HAINES **1**

5-10 – R-Jr. – TR – G  
Phoenix, Ariz.  
(Arizona St./Desert Vista HS)



PAIGE  
POFFENBERGER **2**

5-8 – Sr. – G  
Morgantown, W.Va.  
(Morgantown HS)



KEKE  
MCKINNEY **3**

6-1 – So. – F  
Knoxville, Tenn.  
(Fulton HS)



MACI  
MORRIS **4**

6-0 – Sr. – G  
Pineville, Ky.  
(Bell County HS)



BLAIR  
GREEN **5**

6-0 – Fr. – G  
Harlan, Ky.  
(Harlan County HS)



RHYNE  
HOWARD **10**

6-2 – Fr. – G  
Cleveland, Tenn.  
(Bradley Central HS)



AMANDA  
PASCHAL **12**

5-7 – R-Jr. – G  
Brooklyn, N.Y.  
(Chipley HS/Gulf Coast St. JC)



TATYANA  
WYATT **14**

6-2 – So. – F  
Columbus, Ga.  
(Columbus HS)



DORIE  
HARRISON **20**

6-3 – So. – C  
Nashville, Tenn.  
(Hillsboro HS)



OGECHI  
ANYAGALIGBO **21**

6-1 – R-Jr. – F  
Miami, Fla.  
(Miami County Day HS/Stony Brook)



KAMERON  
ROACH **23**

5-6 – So. – G  
Hopkins, S.C.  
(Lower Richland HS)



TAYLOR  
MURRAY **24**

5-6 – Sr. – G  
Odenton, Md.  
(Annapolis Area Christian HS)



JAIDA  
ROPER **32**

5-6 – Jr. – G  
Memphis, Tenn.  
(Houston HS)



NAE NAE  
COLE **44**

6-3 – R-Jr. – TR – C  
Gainesville, Va.  
(NC State/Paul VI HS)



MATTHEW  
MITCHELL **HC**

Head Coach  
12th Season  
Louisville, Miss.



KYRA  
ELZY **AHC**

Associate Head Coach  
(7th overall at UK)  
LaGrange, Ky.



NIYA  
BUTTS **AC**

Assistant Coach  
(8th overall at UK)  
Americus, Ga.



AMBER  
SMITH **AC**

Assistant Coach  
(8th overall at UK)  
Winter Haven, Fla.



AMY  
TILLEY **AAD**

Asst. AD/Director of Ops.  
(9th overall at UK)  
Somerset, Ky.



## 2018-19 TEAM PHOTO



**Front Row (L-R):** Sabrina Haines, Amanda Paschal, LaShae Halsel, Taylor Murray, Matthew Mitchell, Maci Morris, Paige Poffenberger, Jaida Roper, Kameron Roach; **Second Row (L-R):** Kortez Wilson, Aisha Foy, Niya Butts, Ogechi Anyagaligbo, Blair Green, Rhyne Howard, Nae Nae Cole, Dorie Harrison, Tatyana Wyatt, KeKe McKinney, Amber Smith, Kyra Elzy, Amy Tilley; **Back Row (L-R):** Rachael Blackburn, Braxton Whitney, Braxton Price, Maggie Hudson, Courtney Jones, Jackie Clark, Tiffany Hayden, Carrie Marshall, Daniel Boice, Austin Painter, Philip McManamy, Kim Troxall

## 2018-19 SUPPORT STAFF




**RACHEL  
BAKER**

Executive Associate AD/  
Women's Basketball  
Administrator



**SANDY  
BELL**

Executive Associate AD/  
SWA & Student Develop-  
ment



**RACHAEL  
BLACKBURN**

Manager



**DANIEL  
BOICE**

Coaching Video  
Coordinator



**JACKIE  
CLARK**

Recruiting Assistant



# 2018-19 SUPPORT STAFF



**EVAN  
CRANE**

Assoc. Director Athletics  
Communications and  
Public Relations




**LIN  
DUNN**

Special Assistant to the  
Head Coach



**ANDREW  
EMERY**

Director of Operations -  
Facilities  
Memorial Coliseum



**AISHA  
FOY**

Director of Recruiting



**TIFFANY  
HAYDEN**

Academic Counselor  
WBB/Rifle/WTEN



**DR. ROBERT  
HOSEY**

Head Team Physician



**MAGGIE  
HUDSON**

Manager



**KIM  
IRWIN**

Director of Ticket Systems  
& Finance



**COURTNEY  
JONES**

Sr. Athletic Trainer  
(WBB, Rifle)



**KATIE  
KISSEL**

Associate Director of Opera-  
tions - Camps/  
Memorial Coliseum



**CARRIE  
MARSHALL**

Staff Support Associate



**PHILIP  
MCMANAMY**

Manager



**CAMI  
MOORE**

Athletics Communications  
and Public Relations  
Assistant



**AUSTIN  
PAINTER**

Manager



**BRAXTON  
PRICE**

Manager



**KATE  
STOESS**

Marketing Director



**JOHN  
SPURLOCK**

Director of Strength &  
Conditioning, Olympic  
Sports




**KIM  
TROXALL**

Creative Director  
WBB



**BRAXTON  
WHITNEY**

Manager



**KORTEZ  
WILSON**

Equipment Manager  
WBB



# 2018-19 SCHEDULE

<u>Date</u>	<u>Opponent</u>	<u>TV</u>	<u>Site</u>	<u>Time</u>
NOV. 2	LINCOLN MEMORIAL [EXH]		LEXINGTON, KY.	7 p.m.
NOV. 7	ALABAMA STATE	SEC Network+	LEXINGTON, KY.	7 p.m.
NOV. 11	SOUTHERN UNIVERSITY	SEC Network+	LEXINGTON, KY.	7 p.m.
NOV. 15	VIRGINIA	SEC Network	LEXINGTON, KY. – RUPP ARENA	8:30 p.m.
NOV. 18	HIGH POINT	SEC Network+	LEXINGTON, KY.	2 p.m.
Nov. 22	vs. South Florida (N1) [A]	FloHoops	St. Thomas, U.S. Virgin Islands	1 p.m.
Nov. 23	vs. UCLA (N1) [H]	FloHoops	St. Thomas, U.S. Virgin Islands	1 p.m.
Nov. 24	vs. North Carolina (N1) [H]	FloHoops	St. Thomas, U.S. Virgin Islands	1 p.m.
NOV. 29	MOREHEAD STATE	SEC Network+	LEXINGTON, KY.	Noon
DEC. 6	RHODE ISLAND	SEC Network+	LEXINGTON, KY.	7 or 9 p.m.
Dec. 9	at Louisville		Louisville, Ky.	2 p.m.
DEC. 15	MIDDLE TENNESSEE	SEC Network+	LEXINGTON, KY.	1 p.m.
DEC. 18	WESTERN CAROLINA	SEC Network+	LEXINGTON, KY.	7 p.m.
DEC. 21	MURRAY STATE	SEC Network+	LEXINGTON, KY.	Noon
DEC. 29	SACRED HEART	SEC Network+	LEXINGTON, KY.	1 p.m.
JAN. 3	VANDERBILT*	SEC Network+	LEXINGTON, KY.	7 p.m.
Jan. 6	at Mississippi State*	SEC Network	Starkville, Miss.	5 p.m.
Jan. 10	at Tennessee*	SEC Network	Knoxville, Tenn.	7 p.m.
JAN. 13	OLE MISS*	SEC Network	LEXINGTON, KY.	1 p.m.
Jan. 17	at LSU*	SEC Network+	Baton Rouge, La.	7:30 p.m.
JAN. 24	MISSOURI*	SEC Network	LEXINGTON, KY.	6:30 p.m.
Jan. 27	at Texas A&M*	SEC Network	College Station, Texas	5 p.m.
JAN. 31	SOUTH CAROLINA*	SEC Network	LEXINGTON, KY.	6:30 p.m.
FEB. 3	FLORIDA*	ESPNU	LEXINGTON, KY. – RUPP ARENA	2 p.m.
Feb. 7	at Auburn*	SEC Network+	Auburn, Ala.	7 p.m.
Feb. 11	at Alabama*	SEC Network	Tuscaloosa, Ala.	7 p.m.
FEB. 17	ARKANSAS*	SEC Network+	LEXINGTON, KY.	2 p.m.
Feb. 21	at South Carolina*	SEC Network	Columbia, S.C.	7 p.m.
FEB. 24	LSU*	SEC Network+	LEXINGTON, KY.	2 p.m.
FEB. 28	TEXAS A&M*	SEC Network+	LEXINGTON, KY.	7 p.m.
March 3	at Georgia*	SEC Network	Athens, Ga.	1 p.m.
March 6-10	SEC Tournament (N2)		Greenville, S.C.	TBA
March 22-25	NCAA First & Second Rounds (N3)		Top 16 seeds sites	TBA
March 29-Apr. 1	NCAA Regionals (N4)		Predetermined sites	TBA
April 5 & 7	NCAA Final Four (N5)		Tampa Bay, Fla.	TBA

\* denotes SEC game

All game times are EASTERN STANDARD TIME and subject to change due to TV selection.

All home games are ALL CAPS and will be played at Memorial Coliseum unless noted otherwise.

N1 – U.S. Virgin Islands Paradise Jam (multi-team event) – University of the Virgin Islands' Sports & Fitness Center (St. Thomas, U.S. Virgin Islands)

N2 – SEC Tournament – Greenville, S.C. (Bon Secours Wellness Arena)

N3 – NCAA First & Second Rounds – TBD

N4 – NCAA Regionals – Albany, N.Y. (Times Union Center), Chicago, Ill. (Wintrust Arena), Greensboro, N.C. (Greensboro Coliseum), Portland, Ore. (Moda Center)

N5 – NCAA Final Four – Tampa Bay, Fla. (Amalie Arena)





# HISTORY AND TRADITIONS

## KENTUCKY FIGHT SONG

On, on U of K,  
we are right for the fight today,  
Hold that ball and hit that line,  
Every Wildcat star will shine,  
We'll fight, fight, fight,  
For the blue and white,  
As we roll to that goal, varsity,  
And we'll kick, pass and run,  
'til the battle is won,  
And we'll bring home the victory.

## MY OLD KENTUCKY HOME

The sun shines bright  
on my old Kentucky home,  
'Tis summer, the people are gay;  
The corntop's ripe  
and the meadow's in the bloom,  
While the birds make music all the day.  
(Chorus)  
Weep no more, my lady!  
Oh! Weep no more today!  
We will sing one song  
for my old Kentucky home,  
For my old Kentucky home far away.  
The young folks roll  
on the little cabin floor,  
All merry, all happy, and bright;  
By-n-by hard times  
come a-knocking at the door,  
Then my old Kentucky home, good-  
night!

## UK ALMA MATER

Hail Kentucky, Alma Mater!  
Loyal sons and daughters sing;  
Sound her praise with voice united;  
To the breeze her colors fling.  
To the Blue and White be true;  
Badge triumphant age on age;  
Blue, the sky that o'er us bends;  
White, Kentucky's stainless page.

## WILDCATS NICKNAME

The nickname "Wildcats" became synonymous with UK shortly after a 6-2 football victory at Illinois on Oct. 9, 1909. Commandant Philip Carbusier, then head of the military department, told a group of students in a chapel service following the game that the Kentucky football team had "fought like wildcats." The nickname grew in popularity and was adopted by the university.

## MASCOTS

The Wildcat mascot originated during the 1976-77 year at Kentucky. Gary Tanner was the original Wildcat, entertaining fans at Commonwealth Stadium, Rupp Arena and Memorial Coliseum during athletic events. Today, the Wildcat mascot also attends academic functions and generally serves as a friendly ambassador for the University. Scratch, another costumed mascot, was unveiled in August of 1996. During UK games, the Wildcat and Scratch entertain with enthusiastic dances and cheers. In the past, UK had a live wildcat mascot that has resided in the Kentucky Department of Fish and Wildlife's Salato Wildlife Center three miles west of Frankfort on US 60. The most recent live mascot was named "Blue." Through the years, UK has had other official live mascots with colorful names. Records indicate that the first wild animal, named "Tom," was given to the University in 1921. Other live mascots followed, including "TNT," "Whiskers," "Hot Tamale" and "Colonel."

## SINGING THE FIGHT SONG

Matthew Mitchell introduced a new tradition to the Kentucky women's basketball team when he became the head coach in 2007. After each victory, the Wildcats gather at mid-court and sing the UK Fight Song with the fans.

## CHEER AND DANCE TEAMS

The UK Cheer and Dance programs are recognized as two of the finest programs in America. On the UK campus, they are recognized as some of the finest athletes in the University's sports programs, and as public relations ambassadors of UK and the entire Commonwealth of Kentucky. The Kentucky cheerleading squad won an unprecedented 23rd national cheerleading championship in 2017 at the competition sponsored by the Universal Cheerleaders Association.

## 100% GRADUATION RATE

Kentucky has a 100% graduation rate under head coach Matthew Mitchell and have secured a team GPA better than 3.0 each of the last 10 semesters.

## SENIOR DAY

Senior Day at Kentucky has become one of the most celebrated ceremonies in college basketball. Honoring the senior class, UK's event is one of the most elaborate and moving programs of its kind. The pregame ceremony begins with player introductions. Once they all have burst through banners bearing their likenesses, their families join them at center court. Then the state song, "My Old Kentucky Home," is sung as the home crowd bids farewell.

## BLUE AND WHITE

The University of Kentucky adopted blue and white as its official colors in 1892. Originally, however, UK students had decided on blue and light yellow prior to the Kentucky-Centre College football game on December 19, 1891. The shade of blue, which is close to a royal blue, was chosen when a student asked the question, "What color blue?" At the time, Richard C. Stoll (who lettered in football at UK in 1889-94) pulled off his necktie and held it up. The students then adopted that particular shade of blue. A year later, UK students officially dropped the light yellow color for white.

## THE BIG BLUE NATION

UK fans, also referred to as the Big Blue Nation, are known for the electric atmosphere they create at all athletic events. Not only do the players feed off of their energy, but opposing teams often fear the intimidating roar of the UK crowd. For the 14th straight season, the University of Kentucky women's basketball team ranked in the top 25 nationally in average attendance, sitting 14th overall with 5,213 fans per home game during the 2016-17 season UK averaged 6,454 fans in 2015-16, which was the second-best mark in program history behind 6,727 during the 2013-14 season. Overall in 20 homes games – including one inside Rupp Arena – Kentucky amassed a total attendance of 104,252, which ranked eighth nationally in 2016-17. The season marked the sixth straight year the Wildcats have surpassed 100,000 in total attendance.

## UK PEP BAND

With more than 80 members, the University of Kentucky pep band is one of the largest in the nation. Performing at both home football and basketball games, the pep band has been named by Southern Living magazine as one of the "top 10 bands in the South." The Alumni Band, composed of former UK band members, also is an important part of the UK WBB experience. The Alumni Band plays at several home games each year.



# MEMORIAL COLISEUM RECORDS

- The Coliseum covers an entire city block and has as much space as a seven-story office building. It currently has a capacity of 8,000.
- The Coliseum was built in 1950 and serves as a memorial to every Kentuckian who lost their life serving their country.
- A massive new LED video board spanning approximately 1,800 square feet with dimensions of 30 feet by 60 feet is set to be installed in Memorial Coliseum this fall.
- Wildcat fans are passionate about their basketball, that's why UK has ranked in the nation's top 25 and in the SEC's top four in attendance 15 straight years.
- The Cats are 135-22 (.859) at home over the last seven seasons (including 10 games in Rupp Arena).
- UK averaged 5,186 fans per game in 2017-18 which ranked 15th nationally.
- UK drew 116,164 fans for its home games in 2015-16 the second-highest total attendance in school history.

## TOP 20 SINGLE-GAME ATTENDANCE RECORDS

1.	10,622	Old Dominion	2/05/83
2.	8,429	Tennessee	1/29/04
3.	8,223	Auburn	2/18/83
4.	8,200	Tennessee	2/09/83
5.	8,130	Tennessee	1/23/00
6.	7,965	Tennessee	3/3/13
7.	7,963	Louisville	12/11/13
8.	7,961	Tennessee	1/12/12
9.	7,951	Louisville	12/4/11
10.	7,888	Florida	1/22/12
11.	7,871	Alabama	1/29/12
12.	7,742	South Carolina	2/2/10
13.	7,646	LSU	2/13/11
14.	7,643	Mississippi State	2/20/05
15.	7,589	Arkansas	2/21/16
16.	7,565	Ole Miss	1/14/07
17.	7,560	South Carolina	3/1/15
18.	7,429	Ole Miss	2/2/12
19.	7,407	Tennessee	1/29/15
20.	7,278	Tennessee	1/17/08

! - SEC Tournament Championship

## YEAR-BY-YEAR IN MEMORIAL (SINCE 1975-76)

1975-76	6-4
1976-77	8-3
1977-78	13-2
1978-79	5-7
1979-80	12-1
1980-81	15-0
1981-82	16-2
1982-83	15-2
1983-84	11-6
1984-85	10-5
1985-86	13-2
1986-87	8-5
1987-88	12-4
1988-89	9-4
1989-90	11-3
1990-91	10-3
1991-92	9-4
1992-93	10-3
1993-94	9-4
1994-95	7-5
1995-96	6-5
1996-97	4-6
1997-98	7-5
1998-99	7-3
1999-2000	7-5
2000-01	5-7
2001-02	3-8
2002-03	7-5
2003-04	6-6
2004-05	12-4
2005-06	9-2
2006-07	8-3
2007-08	9-4
2008-09	11-6
2009-10	17-0
2010-11	13-2
2011-12	17-0
2012-13	15-1
2013-14	14-3
2014-15	15-3
2015-16	14-2
2016-17	16-3
2017-18	9-4
<b>Total</b>	<b>439-156 (.737)</b>

## YEAR-BY-YEAR HOME ATTENDANCE FIGURES

Year	Games	Total Att.	Avg.
2017-18 (15th)	16	82,984	5,187
2016-17 (14th)	20	104,252	5,213
2015-16 (8th)	18	116,164	6,454
2014-15 (7th)	17	108,436	6,379
2013-14 (9th)	18	121,089 !	6,727 !
2012-13 (11th)	17	104,447	6,144
2011-12 (13th)	18	113,068	6,282
2010-11 (11th)	15	95,453	6,364
2009-10 (17th)	17	95,615	5,624
2008-09 (21st)	17	75,194	4,423
2007-08 (23rd)	18	85,769	4,765
2006-07 (14th)	15	87,943	5,863
2005-06 (20th)	15	77,411	5,161
2004-05 (20th)	19	90,663	4,772
2003-04 (17th)	14	72,553	5,182
2002-03	13	22,024	1,694
2001-02	11	12,681	1,153
2000-01	12	17,746	1,479
1999-00	12	29,643	2,470
1998-99	10	18,443	1,844
1997-98	11	15,728	1,430
1996-97	10	6,817	682
1995-96	11	8,456	769
1994-95	13	15,540	1,195
1993-94	13	17,649	1,358
1992-93	13	19,511	1,501
1991-92	13	17,087	1,314
1990-91	14	16,011	1,143
1989-90	14	18,777	1,341
1988-89	13	14,575	1,121
1987-88	16	13,400	837
1986-87	13	18,025	1,386
1985-86	16	18,887	1,180
1984-85	16	23,990	1,499
1983-84	17	18,880	1,110
1982-83	17	61,975	# 3,645
1981-82	19	41,000	2,158
1980-81	15	29,224	1,948
1979-80	15	22,500	1,500

! New Season Record # Led the nation  
Years include games at Rupp Arena • 1974-79 attendance not available



## HOME COURT WINNING STREAKS

Games	Began	Ended	
1.	34	Feb. 13, 2011	Feb. 3, 2013
2.	30	Feb. 12, 1980	Jan. 31, 1982
3.	25	March 19, 2009	Jan. 9, 2010
4.	19	Feb. 23, 1982	Feb. 9, 1983
5.	14	Feb. 27, 2014	Jan. 29, 2015
	14	Jan. 31, 1990	Jan. 27, 1991
7.	13	Jan. 30, 1984	Jan. 13, 1985
8.	11	Feb. 7, 1987	Jan. 7, 1988
	11	Feb. 10, 1979	Feb. 2, 1980
10.	10	Nov. 19, 2004	Jan. 27, 2005



# MEMORIAL COLISEUM RECORDS

## TEAM

	Kentucky	Opponent
Points in a game	121 vs. Kentucky State - 11/24/89	102, Miami (OH) - 12/21/02
Points in a half	64 (2nd) vs. Miami - 2/8/86	64 (2nd), Tennessee - 2/18/88
Margin of victory	77 vs. Kentucky State - 11/24/89	72, Tennessee - 1/21/01
Field goals	53 vs. Kentucky State - 11/24/89	42, Tennessee - 1/21/01
Field goals att.	92 vs. Kentucky State - 11/24/89/Morehead St. - 11/18/15	90, Memphis State, 1/31/82
Field goal pct.	71.4 vs. Alabama - 2/7/87	70.2, Vanderbilt - 1/11/01
3-PT goals	14 vs. Mississippi State - 1/8/12	11, 3X, last Arkansas - 2/15/18
3-PT goals att.	32 vs. Southern Miss - 11/19/11	36, Arkansas, 2/15/18
3-PT goal pct.	85.7 vs. Florida - 2/11/89	75.0 (3-of-4), Mississippi State - 1/17/13
Free throws	36 vs. Louisville - 12/20/09	31, Austin Peay - 11/15/98
Free throws att.	52 vs. Louisville - 12/20/09	49, Austin Peay - 11/15/98
Free throw pct.	100.0 (11-11) vs. Furman - 12/6/08	100.0, Louisville - 2/22/00/1.000, Auburn - 1/17/16
Rebounds	67 vs. Wright State - 3/22/14/Morehead St. - 11/18/16	63, Tennessee - 1/21/01
Assists	33 vs. Michigan - 1/23/82	29, Louisville - 2/23/82; Tennessee - 2/28/82
Turnovers	35 vs. Tennessee - 1/14/96	49, Arkansas-Pine Bluff - 12/11/11
Blocked shots	19 vs. North Carolina A&T - 12/6/05	13, Georgia - 1/7/18
Steals	25 vs. Jacksonville St. - 11/15/11, Arkansas PB - 12/21/10	20, Memphis State - 12/4/93
Personal fouls	33 vs. Indiana - 12/7/93	36, Marquette - 12/2/89

## INDIVIDUAL

	Kentucky	Opponent
Points in a game	42, Valerie Still vs. Charleston - 12/19/82	39, Cornelia Gayden, LSU - 2/26/94
	42, Makayla Epps vs. Mississippi State - 2/12/15	39, Victoria Vivians, Mississippi State - 2/12/15
Field goals	18, Makayla Epps vs. Mississippi State - 2/12/15	16, Tanya Haave, Tennessee - 2/9/83
Field goal att.	30, Makayla Epps vs. Mississippi State - 2/12/15	29, Daphne Smith, Detroit - 2/26/86
		29, Victoria Vivians, Mississippi State - 2/12/15
3-PT goals	7, Sara Potts vs. High Point - 1/06/04	6, Sandy Brown, Tennessee - 2/25/88
	7, Sara Potts vs. Chattanooga - 3/20/05	6, 2x, last Asia Durr - 12/17/17
3-PT goals att.	17, Shandra Roberts vs. USC - 1/24/96	17, Sandy Brown, Tennessee - 2/25/88
3-PT goals pct.	100.0, Kristi Cushenberry (5-of-5) vs. Alabama - 2/17/89	100.0, Kristi Green (3-of-3), IU - 12/15/96
(min. 3 made)	100.0, Carly Ormerod (4-of-4) vs. LSU - 12/18/05	100.0, Courtney Boylan, Michigan (4-of-4) - 11/15/08
	100.0, Keyla Snowden (5-of-5) vs. Florida - 2/18/10	
	100.0, Rebecca Gray (3-of-3) vs. Florida A&M - 12/13/09, Miami (Ohio) - 12/1/09	
	100.0, Keyla Snowden (4-of-4) vs. Mississippi Valley State - 11/27/11	
	100.0, Bria Goss (3-of-3) vs. Alcorn State - 12/28/12	
	100.0, Jennifer O'Niell (3-of-3) vs. Tennessee State - 3/20/15	
	100.0, Makayla Epps (3-of-3) vs. Tennessee - 1/29/15	
	100.0, Maci Morris (3-of-3) vs. UNC Asheville - 3/19/16	
	100.0, Kyvin Goodin-Rogers (3-of-3) vs. Colorado - 11/22/15	
Free throws	15, Bernisha Pinkett (15-of-18) vs. Vanderbilt - 1/23/11	15, Druecilla Conners, Morehead St. - 12/20/87
Free throws att.	18, Bernisha Pinkett (15-of-18) vs. Vanderbilt - 1/23/11	19, Druecilla Conners, Morehead St. - 12/20/87
Rebounds	27, Valerie Still vs. National College - 2/9/82	25, Anne Donovan, ODU - 2/5/83
Assists	16, P.J. Hedges vs. Cincinnati - 1/15/82	12, Lea Henry, Tennessee - 2/28/82
Blocked shots	6, Jody Runge vs. Memphis State - 1/31/82	8, A'ja Wilson, South Carolina - 1/14/16
	6, Azia Bishop vs. Tenn. St - 12/28/14	
	6, Alexis Jennings vs. Oklahoma - 3/21/16	
Steals	11, Leslie Nichols vs. U of L - 2/14/86	11, M. Marciniak, Tennessee - 1/14/96

## MISCELLANEOUS

Most Home Wins In Season:	18 - 2011-12 (17-0 Memorial and 1-0 Rupp Arena)
Largest Attendance in Memorial:	10,622 vs. Old Dominion, 2/5/83
<i>Note: Memorial Coliseum Records (since 1980-81); UK holds a 23-13 record in Rupp Arena</i>	



# RUPP ARENA RECORDS

## SINGLE-GAME ATTENDANCE RECORDS - RUPP ARENA

(Since 1978)

1.	23,706	#2/2 Duke	12/22/13
2.	22,075	#8/9 Baylor	11/17/14
3.	18,488	DePaul	12/7/12
4.	17,150	#13 Duke	12/20/15
5.	14,508	#6/5 Duke	12/8/11
6.	14,425	Louisville	12/10/15
7.	13,689	#1 Tennessee	1/26/06
8.	13,225	Arizona State	12/11/16
9.	10,390	#7 Rutgers	1/12/80
10.	10,192	Louisville	12/28/05
11.	9,120	Alabama	2/26/06
12.	8,921	#7 Tennessee	12/31/17
13.	8,335	#9 LSU	1/27/08
14.	7,128	Arkansas	2/18/07
15.	7,126	#11 Georgia	2/15/07
16.	6,629	Auburn	1/19/06
17.	6,521	#10 South Carolina	1/21/18
18.	6,348	Arkansas-Pine Bluff	12/17/06
19.	6,223	#13 North Carolina	11/25/03
20.	6,012	Mississippi State	1/25/07

- Rupp Arena is entering its 43rd season.
- An awesome structure in sight and scope, the arena is divided into two seating areas. The lower level features 10,000 cushioned theater seats. The upper level has 13,000 seats on epoxy-coated metal bleachers. The latter can be visually isolated to provide more natural setting for small shows.
- The Wildcats command an exclusive and updated state-of-the-art locker room, while other amenities include six team-size dressing rooms and eight smaller units.
- In 2013-14, UK set the new single-game attendance record when 23,706 fans saw UK face No. 2 Duke in Rupp Arena on Dec. 22, 2013. The attendance marked the largest crowd ever to see a college women's hoops game in the Commonwealth — the previous mark was 22,152 for the first Kentucky-Louisville game played in the KFC Yum! Center on Dec. 5, 2010.
- In 2015-16, Kentucky packed 17,150 fans in Rupp Arena on Dec. 20 against Duke, which was the fourth-largest home crowd in program history. On Dec. 10, the Wildcats had 14,425 fans at the historic arena, which was the sixth-largest home crowd in school history.
- Kentucky will play two games inside Rupp Arena in 2018-19 after playing three games inside the historic building last season.

## RUPP ARENA ALL-TIME RESULTS - 25-18 (.581)

### 1977 (0-1)

Feb. 14	Northern	83-89	Lost
---------	----------	-------	------

### 1979 (1-0)

Feb. 10	Detroit-Mercy	80-61	Won
---------	---------------	-------	-----

### 1979-80 (3-0)

Dec. 8	Carson-Newman	96-58	Won
Dec. 15	Indiana	102-52	Won
Jan. 12	Rutgers	97-78	Won

### 1980 (1-0)

Dec. 13	Carson-Newman	93-54	Won
---------	---------------	-------	-----

### 1981 (1-0)

Dec. 8	Indiana	83-68	Won
--------	---------	-------	-----

### 1984 (1-0)

Nov. 27	Ohio State	74-61	Won
---------	------------	-------	-----

### 1986 (0-1)

Jan. 8	Ole Miss	69-72	Lost
--------	----------	-------	------

### 1989-90 (1-1)

Dec. 4	Indiana	76-48	Won
Jan. 27	Ole Miss	64-71	Lost

### 1990 (1-0)

Dec. 15	Dayton	95-68	Won
---------	--------	-------	-----

### 1995 (1-0)

Jan. 4	Florida	63-55	Won
--------	---------	-------	-----

### 2002-03 (1-0)

Jan. 2	Marshall	75-42	Won
--------	----------	-------	-----

### 2003-04 (1-1)

Nov. 25	North Carolina	59-75	Lost
Dec. 3	Louisville	84-80 (OT)	Won

### 2004-05 (3-0)

Dec. 21	Nicholls State	106-51	Won
Dec. 30	Wake Forest	66-61	Won
Jan. 13	Georgia	71-63	Won

### 2005-06 (2-2)

Dec. 28	Louisville	55-64	Lost
Jan. 19	Auburn	57-71	Lost
Jan. 26	Tennessee	66-63	Won
Feb. 26	Alabama	80-60	Won

### 2006-07 (2-2)

Dec. 17	Ark-Pine Bluff	83-46	Won
Jan. 25	Mississippi State	75-83 (2OT)	Lost
Feb. 15	Georgia	72-82 (OT)	Lost
Feb. 18	Arkansas	87-60	Won

### 2007-08 (1-4)

Nov. 30	WKU	74-78 (OT)	Lost
Dec. 20	Louisville	65-80	Lost
Jan. 27	LSU	46-72	Lost
Feb. 7	Ole Miss	69-54	Won
March 2	South Carolina	57-65	Lost

### 2011-12 (1-0)

Dec. 8	Duke	72-65	Won
--------	------	-------	-----

### 2012-13 (1-0)

Dec. 7	DePaul	96-64	Won
--------	--------	-------	-----

### 2013-14 (0-1)

Dec. 22	Duke	61-69	Lost
---------	------	-------	------

### 2014-15 (1-0)

Nov. 17	Baylor	74-64	Won
---------	--------	-------	-----

### 2015-16 (2-0)

Dec. 10	Louisville	72-54	Won
Dec. 20	Duke	71-61	Won
Mar. 25	Washington	72-85	Lost*

### 2016-17 (0-1)

Dec. 11	Arizona State	73-71ot	Lost
---------	---------------	---------	------

### 2017-18 (0-3)

Dec. 31	Tennessee	63-49	Loss
Jan. 21	South Carolina	81-64	Loss
Feb. 4	LSU	72-70	Loss

\* Note: The Washington game in 2015-16 is not allowed to count towards UK's home record since it was an NCAA Regional.



# RUPP ARENA RECORDS

## TEAM

	Kentucky	Opponent
Points in a game	106 vs. Nicholls State - 12/21/04	89, Northern Kentucky - 2/14/77
Points in a half	60 (1st) vs. Nicholls State - 12/21/04	50, Washington - 3/25/16
Margin of victory	55 vs. Nicholls State - 12/21/04	26, LSU – 1/27/08
Field goals	43 vs. Carson-Newman - 12/13/80	33, Washington - 3/25/16
Field goal att.	79 twice, vs. DePaul - 12/7/12 and Carson-Newman - 12/13/80	79, Rutgers - 1/12/80
Field goal pct.	60.9 vs. Nicholls State - 12/21/04	60.4, South Carolina - 1/21/18
3-PT goals	9, twice, vs. DePaul - 12/7/12 and Marshall - 1/2/03	11, Wake Forest - 12/30/04/Washington - 3/25/16
3-PT goals att.	22, twice, vs. DePaul - 12/7/12 and vs. Florida - 1/4/95	32, Louisville - 12/3/03
3-PT goals pct.	69.2 vs. Marshall - 1/2/03	47.4, Alabama - 2/26/06
Free throws	31 vs. Rutgers - 1/12/80	24 (twice) Rutgers - 1/12/80, Georgia - 2/15/07
Free throw att.	47 vs. Rutgers - 1/12/80	35, Dayton - 12/15/90
Free throw pct.	95.8 vs. Wake Forest - 12/30/04	94.7, Georgia - 1/13/05
Rebounds	65 vs. Rutgers - 1/12/80	52, Dayton - 12/15/90
Turnovers	22, twice, last vs. Dayton - 12/15/90	39, Carson-Newman - 12/8/79
Blocked Shots	9 vs. Nicholls State - 12/21/04	13, Auburn - 1/19/06
Steals	21 vs. Carson-Newman - 12/13/80	13, Carson-Newman - 12/8/79
		13, Indiana - 12/4/89
Personal Fouls	27 (twice) vs. Dayton - 12/15/90, Rutgers - 1/12/80	34, Rutgers - 1/12/80
Assists	20 vs. Ohio State - 11/27/84	23, South Carolina - 1/21/18

## INDIVIDUAL

	Kentucky	Opponent
Points	32, Valerie Still vs. Rutgers - 1/12/80	32, Jennifer Gillom, Ole Miss - 1/8/86
Field goals	13, Valerie Still vs. Rutgers - 1/12/80	14, Talia Walton, Washington - 3/25/16
Field goal att.	27, Valerie Still vs. Rutgers - 1/12/80	25, Talia Walton, Washington - 3/25/16
3-PT goals	6, Jenny Pfeiffer vs. Alabama - 2/26/06	6, Cotella Bond-Young, Wake Forest - 12/30/04
3-PT goals att.	12, Jenny Pfeiffer vs. Alabama - 2/26/06	15, Sara Nord, Louisville - 12/3/03
Free throws	10, Patty Jo Hedges vs. Rutgers - 1/12/80	10, Shawn Goff, Ole Miss – 2/7/08
Free throw att.	11, Vanessa Foster-Sutton vs. Ole Miss - 1/27/90	15, Shawn Goff, Ole Miss – 2/7/08
	11, Jennifer O’Neill, vs. Baylor - 11/17/14	
Rebounds	25, Valerie Still vs. Rutgers - 1/12/80	17, Chantel Osahor, Washington - 3/25/16
Assists	11, Sandy Harding vs. Ohio State - 11/27/84	13, Tyasha Harris, South Carolina - 1/21/18
Blocked Shots	5, Sarah Elliott vs. Louisville – 12/20/07	7, Marita Payne, Auburn - 1/19/06
Steals	8, Malinka Salhi vs. Indiana - 12/4/89	6, Holly Warlick, Tennessee - 1/28/78



# 2017-18 GAME-BY-GAME RESULTS

Record:	Overall	Home	Away	Neutral
All Games	15-17	9-7	5-9	1-1
Conference	6-10	3-5	3-5	0-0
Non-Conference	9-7	6-2	2-4	1-1

Attendance Summary	Games	Totals	Avg/Game
HOME	16	82984	5186
AWAY	14	56250	4018
NEUTRAL	2	10233	5116
TOTAL	32	149467	4671

DATE	TIME	OPPONENT	SCORE	ATTEND	HIGH POINTS	HIGH REBOUNDS
11/10/17	7 p.m.	SACRAMENTO STATE	W, 101-70	4313	(22)Murray, Taylor	(9)Harrison, Dorie
11/12/17	2 p.m.	GARDNER-WEBB	W, 72-34	4256	(11)Rice, Alyssa	(10)Morris, Maci
11/16/17	7 p.m.	at Montana	W, 71-54	2808	(18)Murray, Taylor	(12)Murray, Taylor
11/19/17	1 p.m.	at Washington State	W, 73-68	991	(20)Morris, Maci	(10)Cann, Makenzie
11/22/17	2 p.m.	MOREHEAD STATE	W, 86-53	4710	(19)Morris, Maci	(10)Cann, Makenzie
11/26/17	2 p.m.	MARSHALL	W, 69-39	4276	(19)Rice, Alyssa	(10)Rice, Alyssa
11/30/17	7 p.m.	at Baylor	L, 63-90	5356	(22)Morris, Maci	(7)Harrison, Dorie
12/03/17	2 p.m.	TENNESSEE TECH	W, 82-54	4561	(16)Morris, Maci	(7)Harrison, Dorie
12/05/17	7 p.m.	EVANSVILLE	W, 100-62	4071	(20)Morris, Maci (20)Wyatt, Tatyana	(10)Wyatt, Tatyana
12/08/17	7 p.m.	at FGCU	L, 64-70	4333	(19)Murray, Taylor	(10)Cann, Makenzie
12/10/17	1 p.m.	at Miami	L, 54-65	868	(18)Morris, Maci	(12)Rice, Alyssa
12/17/17	3 p.m.	LOUISVILLE	L, 63-87	5871	(16)Morris, Maci	(7)Murray, Taylor
12/21/17	Noon	CALIFORNIA	L, 52-62	4753	(21)Morris, Maci	(10)Rice, Alyssa
12/28/17	6:30 p.m.	at Middle Tennessee	L, 57-62	4209	(13)Morris, Maci	(8)Rice, Alyssa
12/31/17	Noon	*TENNESSEE	L, 49-63	8921	(18)Morris, Maci	(8)Rice, Alyssa
01/04/18	6 p.m.	*at Texas A&M	L, 70-74	3662	(22)Morris, Maci	(8)Rice, Alyssa
01/07/18	2 p.m.	*GEORGIA	L, 42-56	5782	(10)Cann, Makenzie	(9)Harrison, Dorie
01/11/18	7 p.m.	*at Florida	W, 56-53	1509	(19)Murray, Taylor	(6)Murray, Taylor (6)Roper, Jaida (6)Morris, Maci
01/15/18	6 p.m.	*at Vanderbilt	L, 55-70	2215	(23)Murray, Taylor	(6)Rice, Alyssa (6)McKinney, KeKe
01/21/18	Noon	*SOUTH CAROLINA	L, 64-81	6521	(19)Morris, Maci	(7)McKinney, KeKe (7)Harrison, Dorie
01/25/18	7 p.m.	*ALABAMA	W, 79-54	4957	(20)Murray, Taylor	(5)McKinney, KeKe (5)Harrison, Dorie (5)Cann, Makenzie
01/29/18	6 p.m.	*at ARKANSAS	W, 76-65	1313	(16)Harrison, Dorie	(12)McKinney, KeKe
02/01/18	7 p.m.	*AUBURN	W, 65-48	4151	(18)Morris, Maci	(9)Rice, Alyssa
02/04/18	Noon	*LSU	L, 70-72	4521	(17)Morris, Maci	(4)Paschal, Amanda
02/08/18	8 p.m.	*at Mizzou	L, 78-83	3430	(23)Murray, Taylor	(6)Murray, Taylor
02/11/18	1 p.m.	*at Mississippi State	L, 55-74	9520	(21)Morris, Maci	(9)Harrison, Dorie
02/15/18	7 p.m.	*ARKANSAS	W, 78-57	5306	(20)Morris, Maci	(9)Rice, Alyssa
02/18/18	3 p.m.	*at South Carolina	L, 63-81	14895	(35)Morris, Maci	(5)Wyatt, Tatyana (5)McKinney, KeKe
02/22/18	7:30 p.m.	*at Ole Miss	W, 79-71	1141	(20)Morris, Maci	(7)Cann, Makenzie
02/25/18	Noon	*MISSISSIPPI STATE	L, 63-85	6014	(22)Morris, Maci	(3)Wyatt, Tatyana (3)Rice, Alyssa (3)Morris, Maci
03/01/18	Noon	#vs Alabama	W, 71-64	3889	(25)Morris, Maci	(7)Morris, Maci
03/02/18	Noon	#vs Mississippi State	L, 58-81	6344	(15)Murray, Taylor	(7)Murray, Taylor

\* = SEC game

# = SEC Tournament (Bridgestone Arena - Nashville)



# 2017-18 FINAL STATISTICS

## All Games

		Record: 15-17 Home: 9-7 Away: 5-9 Neutral: 1-1																									
No.	Player	GP	GS	Min	Avg	FG	FGA	Pct	3FG	FGA	Pct	FT	FTA	Pct	Off	Def	Tot	Avg	PF	FO	A	TO	Blk	Stl	Pts	Avg	
04	Morris, Macy	31	31	937	30.2	198	409	.484	75	158	.475	66	78	.846	16	96	112	3.6	73	2	56	71	16	37	537	17.3	
24	Murray, Taylor	32	32	1071	33.5	131	303	.432	19	55	.345	88	105	.838	36	103	139	4.3	68	1	136	62	3	67	369	11.5	
20	Harrison, Dorie	32	8	540	16.9	83	217	.382	0	0	.000	49	74	.662	43	80	123	3.8	70	2	16	47	25	16	215	6.7	
14	Wyatt, Tatyana	24	4	404	16.8	57	135	.422	15	46	.326	30	43	.698	35	48	83	3.5	49	1	7	21	8	8	159	6.6	
45	Rice, Alyssa	32	32	698	21.8	88	178	.494	0	0	.000	36	63	.571	75	109	184	5.8	93	2	26	42	36	13	212	6.6	
22	Cann, Makenzie	32	31	846	26.4	68	194	.351	45	134	.336	19	21	.905	20	90	110	3.4	35	1	56	30	3	22	200	6.3	
32	Roper, Jaida	30	2	538	17.9	49	135	.363	15	41	.366	33	50	.660	10	45	55	1.8	49	1	57	46	7	16	146	4.9	
12	Paschal, Amanda	30	2	501	16.7	53	119	.445	7	23	.304	27	43	.628	29	34	63	2.1	20	0	40	23	0	11	140	4.7	
03	McKinney, KeKe	30	17	601	20.0	52	136	.382	13	48	.271	23	30	.767	45	65	110	3.7	61	2	20	45	14	20	140	4.7	
23	Roach, Kameron	15	0	109	7.3	10	26	.385	0	4	.000	4	4	1.000	1	6	7	0.5	13	0	4	15	1	3	24	1.6	
15	Hardin, Jessica	13	1	59	4.5	5	16	.313	4	13	.308	1	2	.500	0	4	4	0.3	4	0	3	3	0	2	15	1.2	
02	Poffenberger, Paige	14	0	72	5.1	3	11	.273	0	3	.000	7	9	.778	1	4	5	0.4	10	0	2	3	0	4	13	0.9	
00	Halse, LaShae	10	0	24	2.4	4	5	.800	0	0	.000	0	0	.000	0	3	3	0.3	0	0	2	2	0	0	8	0.8	
TM	TEAM.....																										
	Total.....	32				801	1884	.425	193	525	.368	383	522	.734	391	733	1124	35.1	548	12	425	422	113	219	2178	68.1	
	Opponents.....	32				747	1816	.411	211	601	.351	397	541	.734	374	719	1093	34.2	544	-	486	469	131	176	2102	65.7	

Score By Periods:	1st	2nd	3rd	4th	OT	TOTAL	Deadball Rebounds:	OFF	DEF	TOTAL
Kentucky	527	507	555	589		2178	Kentucky	86	13	99
Opponents	534	484	583	501		2102	Opponents	93	26	119

## SEC Games

		Record: 6-10 Home: 3-5 Away: 3-5 Neutral: 0-0																									
No.	Player	GP	GS	Min	Avg	FG	FGA	Pct	3FG	FGA	Pct	FT	FTA	Pct	Off	Def	Tot	Avg	PF	FO	A	TO	Blk	Stl	Pts	Avg	
04	Morris, Macy	15	15	457	30.5	101	204	.495	35	78	.449	38	42	.905	5	30	35	2.3	33	1	24	38	5	20	275	18.3	
24	Murray, Taylor	16	16	564	35.2	68	162	.420	9	25	.360	39	48	.813	13	38	51	3.2	34	1	76	36	2	36	184	11.5	
20	Harrison, Dorie	16	2	321	20.1	54	122	.443	0	0	.000	32	39	.821	19	46	65	4.1	39	1	4	28	13	13	140	8.8	
03	McKinney, KeKe	16	12	400	25.0	36	85	.424	7	28	.250	17	20	.850	30	44	74	4.6	38	2	15	29	8	13	96	6.0	
22	Cann, Makenzie	16	15	403	25.2	27	93	.290	22	68	.324	10	11	.909	3	41	44	2.8	13	0	23	14	0	11	86	5.4	
12	Paschal, Amanda	15	0	270	18.0	28	64	.438	3	11	.273	15	22	.682	15	13	28	1.9	8	0	20	15	0	10	74	4.9	
14	Wyatt, Tatyana	13	2	202	15.5	20	59	.339	5	21	.238	15	22	.682	12	29	41	3.2	22	1	2	6	1	4	60	4.6	
45	Rice, Alyssa	16	16	312	19.5	31	63	.492	0	0	.000	11	22	.500	31	38	69	4.3	46	0	9	19	15	7	73	4.6	
32	Roper, Jaida	15	1	205	13.7	11	44	.250	4	13	.308	10	12	.833	2	22	24	1.6	20	1	19	19	1	6	36	2.4	
15	Hardin, Jessica	4	1	8	2.0	2	3	.667	1	2	.500	0	0	.000	0	0	0	0.0	0	0	1	0	0	0	5	1.3	
02	Poffenberger, Paige	8	0	39	4.9	1	3	.333	0	1	.000	7	8	.875	1	3	4	0.5	6	0	1	3	0	3	9	1.1	
00	Halse, LaShae	4	0	8	2.0	1	2	.500	0	0	.000	0	0	.000	0	0	0	0.0	0	0	0	0	0	0	2	0.5	
23	Roach, Kameron	5	0	11	2.2	1	2	.500	0	1	.000	0	0	.000	0	0	0	0.0	2	0	0	3	0	0	2	0.4	
TM	TEAM.....																										
	Total.....	16				381	906	.421	86	248	.347	194	246	.789	170	327	497	31.1	263	7	193	219	45	123	1042	65.1	
	Opponents.....	16				386	904	.427	117	318	.368	198	256	.773	204	362	566	35.4	266	-	274	247	72	90	1087	67.9	

Score By Periods:	1st	2nd	3rd	4th	OT	TOTAL	Deadball Rebounds:	OFF	DEF	TOTAL
Kentucky	218	248	274	302		1042	Kentucky	36	4	40
Opponents	280	248	295	264		1087	Opponents	41	9	50

## SEC Tournament Games

		Record: 1-1 Home: 0-0 Away: 0-0 Neutral: 1-1																									
No.	Player	GP	GS	Min	Avg	FG	FGA	Pct	3FG	FGA	Pct	FT	FTA	Pct	Off	Def	Tot	Avg	PF	FO	A	TO	Blk	Stl	Pts	Avg	
04	Morris, Macy	2	2	68	34.0	14	29	.483	6	11	.545	4	6	.667	0	10	10	5.0	6	0	7	7	0	3	38	19.0	
24	Murray, Taylor	2	2	68	34.0	13	23	.565	1	2	.500	6	7	.857	0	13	13	6.5	5	0	8	5	0	4	33	16.5	
12	Paschal, Amanda	2	2	62	31.0	7	10	.700	3	4	.750	2	4	.500	2	5	7	3.5	3	0	4	3	0	0	19	9.5	
20	Harrison, Dorie	2	0	42	21.0	4	13	.308	0	0	.000	5	8	.625	1	4	5	2.5	4	0	2	1	3	1	13	6.5	
45	Rice, Alyssa	2	2	48	24.0	6	9	.667	0	0	.000	1	2	.500	3	4	7	3.5	8	0	2	4	3	0	13	6.5	
14	Wyatt, Tatyana	2	0	35	17.5	2	6	.333	1	3	.333	0	0	.000	0	3	3	1.5	3	0	0	0	1	0	5	2.5	
22	Cann, Makenzie	2	2	54	27.0	2	8	.250	1	6	.167	0	0	.000	0	8	8	4.0	2	0	3	1	0	2	5	2.5	
32	Roper, Jaida	2	0	23	11.5	1	7	.143	1	3	.333	0	0	.000	0	0	0	0.0	4	0	0	0	0	0	3	1.5	
TM	TEAM.....																										
	Total.....	2				49	105	.467	13	29	.448	18	27	.667	11	48	59	29.5	36	0	26	23	7	10	129	64.5	
	Opponents.....	2				52	116	.448	15	37	.405	26	37	.703	21	43	64	32.0	30	-	33	17	6	9	145	72.5	

Score By Periods:	1st	2nd	3rd	4th	OT	TOTAL	Deadball Rebounds:	OFF	DEF	TOTAL
Kentucky	31	24	39	35		129	Kentucky	6	2	8
Opponents	40	30	46	29		145	Opponents	4	5	9



# 2017-18 KENTUCKY SUPERLATIVES

## Kentucky Game Highs

POINTS	101	SACRAMENTO STATE (11/10/17)
FIELD GOALS MADE	40	EVANSVILLE (12/05/17)
FIELD GOAL ATTEMPTS	73	GARDNER-WEBB (11/12/17)
FIELD GOAL PERCENTAGE	.647 (33-51)	ALABAMA (01/25/18)
3-PT FG MADE	11	at Baylor (11/30/17)
3-PT FG ATTEMPTS	26	at Montana (11/16/17)
3-PT FG PERCENTAGE	.588 (10-17)	MOREHEAD STATE (11/22/17)
FT MADE	22	SACRAMENTO STATE (11/10/17)
FT ATTEMPTS	28	SACRAMENTO STATE (11/10/17)
FT PCT	.929 (13-14)	ARKANSAS (02/15/18)
REBOUNDS	53	GARDNER-WEBB (11/12/17)
ASSISTS	25	MOREHEAD STATE (11/22/17)
STEALS	16	AUBURN (02/01/18)
BLOCKED SHOTS	10	EVANSVILLE (12/05/17)
TURNOVERS	20	AUBURN (02/01/18)
FOULS	25	at Mizzou (02/08/18)

## Kentucky Game Lows

POINTS	42	GEORGIA (01/07/18)
FIELD GOALS MADE	11	GEORGIA (01/07/18)
FIELD GOAL ATTEMPTS	48	at Middle Tennessee (12/28/17)
FIELD GOAL PERCENTAGE	.204 (11-54)	GEORGIA (01/07/18)
3 PT FIELD GOALS MADE	1	at Vanderbilt (01/15/18)
3 PT FG ATTEMPTS	9	at FGCU (12/08/17)
3 PT FG PERCENTAGE	.100 (1-10)	at Vanderbilt (01/15/18)
FREE THROWS MADE	4	TENNESSEE (12/31/17)
FREE THROW ATTEMPTS	6	TENNESSEE (12/31/17)
FREE THROW PERCENTAGE	.500 (12-24)	EVANSVILLE (12/05/17)
REBOUNDS	22	at Mizzou (02/08/18)
ASSISTS	5	at South Carolina (02/18/18)
STEALS	2	at Baylor (11/30/17)
	2	at Mississippi State (02/11/18)
BLOCKED SHOTS	0	at Texas A&M (01/04/18)
	0	vs Mississippi State (03/02/18)
TURNOVERS	6	EVANSVILLE (12/05/17)
FOULS	8	at Florida (01/11/18)

## Opponent Game Highs

POINTS	90	at Baylor (11/30/17)
FIELD GOALS MADE	35	MISSISSIPPI STATE (02/25/18)
FIELD GOAL ATTEMPTS	72	SACRAMENTO STATE (11/10/17)
FIELD GOAL PERCENTAGE	.604 (32-53)	SOUTH CAROLINA (01/21/18)
3-PT FG MADE	11	ARKANSAS (02/15/18)
3 PT FG ATTEMPTS	36	ARKANSAS (02/15/18)
3 PT FG PERCENTAGE	.667 (6-9)	at South Carolina (02/18/18)
FT MADE	23	at South Carolina (02/18/18)
FT ATTEMPTS	28	at Miami (12/10/17)
FT PCT	1.000 (5-5)	at Washington State (11/19/17)
REBOUNDS	50	TENNESSEE (12/31/17)
ASSISTS	24	MISSISSIPPI STATE (02/25/18)
	24	at Ole Miss (02/22/18)
STEALS	10	LSU (02/04/18)
BLOCKED SHOTS	13	GEORGIA (01/07/18)
TURNOVERS	25	AUBURN (02/01/18)
FOULS	25	at Ole Miss (02/22/18)
	25	SACRAMENTO STATE (11/10/17)

## Opponent Team Lows

POINTS	34	GARDNER-WEBB (11/12/17)
FIELD GOALS MADE	14	GARDNER-WEBB (11/12/17)
	14	MARSHALL (11/26/17)
FIELD GOAL ATTEMPTS	44	CALIFORNIA (12/21/17)
FIELD GOAL PERCENTAGE	.255 (14-55)	GARDNER-WEBB (11/12/17)
3 PT FIELD GOALS MADE	2	at Miami (12/10/17)
	2	LSU (02/04/18)
3 PT FG ATTEMPTS	9	at South Carolina (02/18/18)
3 PT FG PERCENTAGE	.133 (2-15)	at Miami (12/10/17)
	.133 (2-15)	LSU (02/04/18)
FREE THROWS MADE	3	GARDNER-WEBB (11/12/17)
	3	at Florida (01/11/18)
	3	AUBURN (02/01/18)
FREE THROW ATTEMPTS	4	at Florida (01/11/18)
FREE THROW PERCENTAGE	.375 (3-8)	GARDNER-WEBB (11/12/17)
REBOUNDS	22	MARSHALL (11/26/17)
ASSISTS	6	MARSHALL (11/26/17)
STEALS	2	GARDNER-WEBB (11/12/17)
	2	TENNESSEE TECH (12/03/17)
	2	ALABAMA (01/25/18)
BLOCKED SHOTS	0	ARKANSAS (02/15/18)
TURNOVERS	5	vs Mississippi State (03/02/18)
FOULS	10	at Florida (01/11/18)

## Kentucky Individual Highs

Points	35	Morris, Maci at South Carolina (02/18/18)
Field Goals Made	13	Morris, Maci at South Carolina (02/18/18)
Field Goal Att.	26	Morris, Maci vs California (12/21/17)
FG Pct (min 5 made)	1.000 (6-6)	Rice, Alyssa vs ARKANSAS (02/15/18)
	1.000 (5-5)	Roper, Jaida vs Gardner-Webb (11/12/17)
3-Point FG Made	5	Morris, Maci vs Alabama (03/01/18)
	5	Morris, Maci at South Carolina (02/18/18)
	5	Morris, Maci vs Auburn (02/01/18)
	5	Morris, Maci at Baylor (11/30/17)
	5	Morris, Maci vs Morehead State (11/22/17)
3-Point FG Att.	9	Morris, Maci at South Carolina (02/18/18)
	9	Cann, Makenzie at Washington State (11/19/17)
3-Pt FG Pct (min 2 made)	1.000 (2-2)	Paschal, Amanda vs Miss. State (03/02/18)
	1.000 (2-2)	Murray, Taylor at ARKANSAS (01/29/18)
	1.000 (2-2)	Murray, Taylor at Florida (01/11/18)
	1.000 (2-2)	Morris, Maci vs Tennessee Tech (12/03/17)
Free Throws Made	8	Murray, Taylor at Baylor (11/30/17)
Free Throw Att.	9	Murray, Taylor at Mizzou (02/08/18)
	9	Murray, Taylor at Vanderbilt (01/15/18)
FT Pct	1.000 (8-8)	Murray, Taylor at Baylor (11/30/17)
	1.000 (6-6)	Harrison, Dorie at ARKANSAS (01/29/18)
	1.000 (6-6)	Murray, Taylor at Montana (11/16/17)
Rebounds	12	McKinney, KeKe at ARKANSAS (01/29/18)
	12	Rice, Alyssa at Miami (12/10/17)
	12	Murray, Taylor at Montana (11/16/17)
Assists	10	Murray, Taylor at Ole Miss (02/22/18)
	10	Murray, Taylor vs Alabama (01/25/18)
Steals	7	Murray, Taylor at Vanderbilt (01/15/18)
Blocked Shots	5	Harrison, Dorie vs Evansville (12/05/17)









## DEPARTED SENIOR

### #15 JESSICA HARDIN • G • 5-8 • MONTICELLO, KY./WAYNE COUNTY HS



#### 2017-18 (Senior)

Played in 13 games making one start on Senior Day ... Battled injuries during the year that limited her time ... Scored 15 total points during the year going 4-of-13 from 3 ... Played seven minutes against Gardner-Webb with three points, one rebound and one assist ... Played four minutes against Mississippi State on Senior Day after earning her first career start ... Scoring two points against the Bulldogs, coming off the bench late to hit a layup.

#### 2016-17 (Junior)

Played in 16 games with 12.3 minutes per game ... Missed significant time after non-conference play due to a concussion, playing in just one league game and both games of the SEC Tournament ... Led the Wildcats in 3-point field-goal percentage going 12-of-33 from long range ... Went 7-of-9 from the free-throw line during the season ... Best game was against New Hampshire, scoring 11 points going 3-for-5 from

long range ... Posted eight points against Samford ... Hit a 3 in nine of her 16 games played ... Started at UK as a walk-on in the summer of 2016, but was awarded a scholarship after impressing the coaches with her strong work ethic.

#### CAREER HIGHS

Points:	19 vs. Marshall, 11/26/17
FGM:	8 vs. Marshall, 11/26/17
FGA:	12 at FGCU, 12/08/17
FTM:	4, 3x, last vs. Cal, 12/21/17
FTA:	8 vs. Albany, 11/12/16
3FGM:	-
3FGA:	-
O-Rebounds:	5, 4x, last vs. Auburn, 02/01/18
D-Rebounds:	8 at Miami, 12/10/17
Total Rebounds:	12 at Miami, 12/10/17
Assists:	4 vs. Evansville, 12/05/17
Blocks:	4 at MTSU, 12/28/17
Steals:	2, 5x, last vs. Auburn, 02/01/18
Minutes:	33, twice, last at Texas A&M, 1/4/18

#### Jessica Hardin's Career Stats

Year	GP-GS	MIN	FG-FGA	PCT	3FG-FGA	PCT	FT-FTA	PCT	OFF-DEF	TOT/AVG	PF-FO	A	TO	BLK	ST	PTS/AVG
2016-17	16-0	196-12.3	15-52	.288	12-33	.364	7-9	.778	7-14	21/1.3	19-0	5	2	1	2	49/3.1
2017-18	13-1	59-4.5	5-16	.313	4-13	.308	1-2	.500	0-4	4/0.3	4-0	3	3	0	2	15/1.2
TOTAL	29-1	255-8.8	20-68	.294	16-46	.348	8-11	.727	7-18	25/0.9	23-0	8	5	1	4	64/2.2

### #22 MAKENZIE CANN • G • 6-1 • LAWRENCEBURG, KY./ANDERSON COUNTY HS



#### 2017-18 (Senior)

Played in all 32 games with 31 starts ... Averaged 6.3 points per game and 3.4 rebounds per game ... Hit 35.1 percent from the field and 33.6 percent from long range ... Finished second on the team with 45 made 3s during the year ... Ended the year with 22 steals, which ranked third on the team, and 56 assists, which ranked tied for third on the team ... Hit at least one 3-pointer in 26 games, including three or more in five games ... Top scoring performance came in the season opener vs. Sacramento State where she scored 17 points on 4-of-6 shooting

from long range with six rebounds ... Had back-to-back double-doubles against Washington State and Morehead State scoring 15 points with 10 rebounds in each game with three 3-pointers made ... Had a career-high six assists against Evansville ... Ten rebounds vs. WSU and MSU tied a career high ... Recorded five or more rebounds in 10 games ... Scored in double figures three times during league play with 14 points with four assists and four 3s at Texas A&M before 10 points with five rebounds against Georgia ... Had 12 points at Arkansas while she hit three 3s for nine points at Ole Miss ... Led Kentucky during the season in scoring once, rebounding four times, assists five times and steals four times.

#### 2016-17 (Junior)

Played in 32 of the team's 33 games, with four starts ... Averaged 28.0 minutes per game on the season, scoring 5.8 points per game and 3.5 rebounds per game ... Finished with the second most 3-pointers on the

team with 45 ... Scored 10 or more points six times, with 15 or more points twice and a season-best 20 points against New Hampshire, where she hit six 3s with five rebounds and four assists ... Made three or more 3s in five games ... Hit at least one 3-pointer in 23 of her 32 games played ... Scored 12 points against Samford before posting 10 points with two 3s and four rebounds in Kentucky's win over highly ranked Oklahoma ... Hits three 3s for 11 points against Georgia with five rebounds ... Earned her first career start against Louisville, playing 45 minutes ... Posted an SEC-game high 15 points at highly ranked South Carolina, hitting three 3s with two rebounds and two steals.

#### 2015-16 (Sophomore)

Practiced with the team, but did not see game action due to NCAA transfer rules.

#### CAREER HIGHS

Points:	19 vs. Marshall, 11/26/17
FGM:	8 vs. Marshall, 11/26/17
FGA:	12 at FGCU, 12/08/17
FTM:	4, 3x, last vs. Cal, 12/21/17
FTA:	8 vs. Albany, 11/12/16
3FGM:	-
3FGA:	-
O-Rebounds:	5, 4x, last vs. Auburn, 02/01/18
D-Rebounds:	8 at Miami, 12/10/17
Total Rebounds:	12 at Miami, 12/10/17
Assists:	4 vs. Evansville, 12/05/17
Blocks:	4 at MTSU, 12/28/17
Steals:	2, 5x, last vs. Auburn, 02/01/18
Minutes:	33, twice, last at Texas A&M, 1/4/18

#### Makenzie Cann's Career Stats

Year	GP-GS	MIN	FG-FGA	PCT	3FG-FGA	PCT	FT-FTA	PCT	OFF-DEF	TOT/AVG	PF-FO	A	TO	BLK	ST	PTS/AVG
2016-17	32-4	897-28.0	63-198	.318	42-152	.276	16-25	.640	40-72	112/3.5	44-0	37	30	3	18	184/5.8
2017-18	32-31	846-26.4	68-194	.351	45-134	.336	19-21	.905	20-90	110/3.4	35-1	56	30	3	22	200/6.3
TOTAL	64-35	1743-27.2	131-392	.334	87-286	.304	35-46	.761	60-162	222/3.5	79-1	93	60	6	40	384/6.0



# DEPARTED SENIOR

## #45 ALYSSA RICE • C • 6-3 • REYNOLDSBURG, OHIO/REYNOLDSBURG



Graduated in May with a degree in accounting and minors in communication and psychology ... Was voted by her league peers as chair of the SEC Women's Basketball Leadership Council and was tabbed the SEC's representative on the NCAA Division I WBB Competition Committee ... The appointment by the league allowed her to participate in the NCAA Autonomy Five Meeting and SEC Spring Meetings ... Played in 125 career games with 75 starts ... Ended her career with 93 blocks which ranks ninth most in program history.

total rebounds (9), assists (3), steals (2) and minutes (32) ... Scored in double-figures three times, while leading UK in blocks 12 times and in rebounds twice ... Career-best 11 points against Alabama in the SEC Tournament, adding five rebounds ... Had 10 points and seven rebounds against New Hampshire and posted 10 points with two rebounds in Kentucky's game against highly ranked South Carolina in Memorial Coliseum ... Posted eight points with six rebounds and one block against South Carolina in the SEC Tournament.

### 2015-16 (Sophomore)

Missed a majority of non-conference play due to a stress reaction in her foot, but returned to play in 26 games with two starts ... Averaged 2.4 points per game with 2.3 rebounds per game and 11 total blocks ... Played her best basketball in the SEC Tournament, scoring nine points with five rebounds in the opening game vs. LSU, before eight points and nine rebounds against Florida in the quarterfinals ... Had at least one offensive rebound in 19 of her 26 games played ... Went 22-for-50 from the field and 18-for-32 from the free-throw line ... Her nine points scored against LSU in the SEC Tournament tied a career high for points scored, while her nine rebounds the next day against Florida set a new career high for total rebounds ... Led UK in blocks six times.

### 2014-15 (Freshman)

Played in all 34 games with 10 starting assignments ... Averaged 2.9 points per game, while grabbing 2.7 boards per game ... Averaged 2.9 ppg and 2.1 rpg in SEC play ... Scored a career-high tying nine points in UK's win over Tennessee State in the NCAA Tournament first round (3/20/15) on 2-of-2 shooting from the floor and 5-of-6 from the foul line ... Tallied a career-high nine points at Vanderbilt (2/8/15), while also grabbing two rebounds and recording a career-high three blocks ... Earned her first career start vs. Middle Tennessee State (12/12/14) and swatted away a career-high two blocks in 19 minutes ... Scored at least one point in 29 of 34 games played ... Grabbed a career-high eight rebounds vs. Oklahoma (11/28/14) ... Led UK with two steals in just 18 minutes of action in the win over No. 8/9 Baylor (11/17/14) in Rupp.

- SEC Academic Honor Roll (2015, 2016, 2017, 2018)
- SEC Scholar Athlete of the Year (2018)
- CoSIDA Academic All-District (2017, 2018)
- SEC Community Service Team (2017)
- Frank G. Ham Society of Character (2017)

### 2017-18 (Senior)

Saved her best season for last ... Played and started all 32 games averaging a career-best 6.6 points per game and 5.8 rebounds per game ... Hit 49.4 percent from the field and paced the team with 36 blocks ... Became only the ninth player in program history with 90+ career blocks ... Scored 10 or more points eight times ... Led UK in scoring twice, in rebounding 10 times, in steals three times and in blocks 16 times ... Had five or more rebounds in 20 games ... Set career high in points with 19 against Marshall adding 10 rebounds for her first career double-double ... Went 8-for-11 from the field against Marshall, which was also a career high in field-goal attempts and makes ... Tied a career high with five rebounds against Auburn and set a career high with eight rebounds against Miami ... Had a career-best 12 total rebounds against Miami ... Dished out a career-best four assists against Evansville and a career-high four blocks against Middle Tennessee ... Started the season with 11 points and eight rebounds against Gardner-Webb before her career night against Marshall ... Had a three-game stretch against Evansville, FGCU and Miami where she posted 10+ points with five or more boards in all three games ... Second career double-double against Miami with 12 rebounds and 11 points ... Score 10 or more points three times in league play with 10 points and eight rebounds at TAMU before 11 points and nine rebounds vs. Auburn ... Went 6-of-6 from the field against Arkansas with 13 points and nine rebounds.

### 2016-17 (Junior)

Played in all 33 games with 30 starts ... Averaged 21.8 minutes per game, 4.2 points per game, 4.5 rebounds per game and shot 41.0 percent from the field ... Finished second on the team with 22 blocks ... Set or tied career highs during the season in points (11), field-goals made (5), field-goals attempted (10), free-throws made (4), free-throws attempted (8), offensive rebounds (5), defensive rebounds (7),

### CAREER HIGHS

Points:	19 vs. Marshall, 11/26/17
FGM:	8 vs. Marshall, 11/26/17
FGA:	12 at FGCU, 12/08/17
FTM:	4, 3x, last vs. Cal, 12/21/17
FTA:	8 vs. Albany, 11/12/16
3FGM:	-
3FGA:	-
O-Rebounds:	5, 4x, last vs. Auburn, 02/01/18
D-Rebounds:	8 at Miami, 12/10/17
Total Rebounds:	12 at Miami, 12/10/17
Assists:	4 vs. Evansville, 12/05/17
Blocks:	4 at MTSU, 12/28/17
Steals:	2, 5x, last vs. Auburn, 02/01/18
Minutes:	33, twice, last at Texas A&M, 1/4/18

### Alyssa Rice's Career Stats

Year	GP-GS	MIN	FG-FGA	PCT	3FG-FGA	PCT	FT-FTA	PCT	OFF-DEF	TOT/AVG	PF-FO	A	TO	BLK	ST	PTS/AVG
2014-15	34-11	484-14.2	32-89	.360	0-0	.000	36-57	.632	37-54	91/2.7	98-3	7	37	24	9	100/2.9
2015-16	26-2	246-9.5	22-50	.440	0-0	.000	18-32	.563	27-34	61/2.3	54-1	6	23	11	3	62/2.4
2016-17	33-30	718-21.8	55-134	.410	0-0	.000	28-52	.538	58-90	148/4.5	95-5	24	39	22	11	138/4.2
2017-18	32-32	698-21.8	88-178	.494	0-0	.000	36-63	.571	75-109	184/5.8	93-2	26	42	36	13	212/6.6
<b>TOTAL</b>	<b>125-75</b>	<b>2146-17.2</b>	<b>197-451</b>	<b>.437</b>	<b>0-0</b>	<b>.000</b>	<b>118-204</b>	<b>.578</b>	<b>197-287</b>	<b>484/3.9</b>	<b>340-11</b>	<b>63</b>	<b>141</b>	<b>93</b>	<b>36</b>	<b>512/4.1</b>







5

#22 KENTUCKY 86, MOREHEAD ST. 53 - FINAL

Nov. 22, 2017 • Lexington, Ky. (Memorial Coliseum)



Official Basketball Box Score - Game Totals - Final Statistics
Morehead State vs Kentucky
11/22/17 2:02pm at Memorial Coliseum, Lexington, Ky.



Morehead State 53 • 2-3

Table with columns: #, Player, FG, FGA, 3-PT, FT, FTA, Rebounds, PF, TP, A, TO, Blk, Stl, Min. Lists player stats for Morehead State.

Summary statistics for Morehead State: 1st FG, 2nd FG, 3rd FG, 4th FG, FT, 3P, Game, Deadead, Rebounds.

Kentucky 86 • 5-0

Table with columns: #, Player, FG, FGA, 3-PT, FT, FTA, Rebounds, PF, TP, A, TO, Blk, Stl, Min. Lists player stats for Kentucky.

Summary statistics for Kentucky: 1st FG, 2nd FG, 3rd FG, 4th FG, FT, 3P, Game, Deadead, Rebounds.

Officials: Beverly Roberts, Eric Brewton, Tiffany Bird
Technical fouls: Morehead State-None, Kentucky-None.
Attendance: 4710

Score by periods table with columns: 1st, 2nd, 3rd, 4th, Total. Shows 26-20-19-21-86.

Score tied - 0 times.
Largest lead - MOR 40-06, UK 4th-01:01.
Largest lead - MOR None, UK by 38 4th-04:06.
MOR led for 00:00. UK led for 38:39. Game was tied for 01:21.

Notables: The Wildcats raced out to a quick 18-7 lead, using a 12-2 run to begin the game ... UK built its largest first-half lead of the season, ahead 26 points in the first half ... Kentucky matched its largest overall lead of the season as it took a 38-point lead in the fourth quarter ... UK had 31 made field goals on 25 assists ... It was the first time Kentucky has had 20+ assists in a game this season.

6

#22 KENTUCKY 69, MARSHALL 39 - FINAL

Nov. 26, 2017 • Lexington, Ky. (Memorial Coliseum)



Official Basketball Box Score - Game Totals - Final Statistics
Marshall vs Kentucky
11/26/17 2:02pm at Memorial Coliseum, Lexington, Ky.



Marshall 39 • 1-4

Table with columns: #, Player, FG, FGA, 3-PT, FT, FTA, Rebounds, PF, TP, A, TO, Blk, Stl, Min. Lists player stats for Marshall.

Summary statistics for Marshall: 1st FG, 2nd FG, 3rd FG, 4th FG, FT, 3P, Game, Deadead, Rebounds.

Kentucky 69 • 6-0

Table with columns: #, Player, FG, FGA, 3-PT, FT, FTA, Rebounds, PF, TP, A, TO, Blk, Stl, Min. Lists player stats for Kentucky.

Summary statistics for Kentucky: 1st FG, 2nd FG, 3rd FG, 4th FG, FT, 3P, Game, Deadead, Rebounds.

Officials: Laura Morris, Metta Roberts, Greg Small
Technical fouls: Marshall-None, Kentucky-None.
Attendance: 4276

Score by periods table with columns: 1st, 2nd, 3rd, 4th, Total. Shows 16-5-15-3-39.

Score tied - 2 times.
Largest lead - MAR by 2 2nd-08:32, UK by 30 4th-00:01.
MAR led for 00:29. UK led for 38:13. Game was tied for 01:18.

Notables: Kentucky used a 20-0 run, its longest of the season, to pull ahead in the second quarter ... In total, UK held Marshall scoreless for 8:31 during that run ... The Wildcats also held Marshall without a single field goal in the fourth quarter, marking the first time Kentucky has accomplished the feat since the four-quarter format began ... Marshall's three points in the fourth quarter marked the lowest opponent total in a single quarter this season.

7

#20 KENTUCKY 63, #9 BAYLOR 90 - FINAL

Nov. 30, 2017 • Waco, Texas (Ferrell Center)



Official Basketball Box Score - Game Totals - Final Statistics
Kentucky vs Baylor
11/30/17 7 p.m. at Ferrell Center (Waco, Texas)



Kentucky 63 • 6-1 #20/22

Table with columns: #, Player, FG, FGA, 3-PT, FT, FTA, Rebounds, PF, TP, A, TO, Blk, Stl, Min. Lists player stats for Kentucky.

Summary statistics for Kentucky: 1st FG, 2nd FG, 3rd FG, 4th FG, FT, 3P, Game, Deadead, Rebounds.

Baylor 90 • 6-1 #9/9

Table with columns: #, Player, FG, FGA, 3-PT, FT, FTA, Rebounds, PF, TP, A, TO, Blk, Stl, Min. Lists player stats for Baylor.

Summary statistics for Baylor: 1st FG, 2nd FG, 3rd FG, 4th FG, FT, 3P, Game, Deadead, Rebounds.

Officials: Mark Zentz, Jesse Dickerson, Cameron Inouye
Technical fouls: Kentucky-None, Baylor-None.
Attendance: 5356
Big 12 SEC Challenge 2017

Score by periods table with columns: 1st, 2nd, 3rd, 4th, Total. Shows 17-17-6-23-63.

Score tied - 0 times.
Largest lead - UK by 4 1st-08:46, BU by 33 3rd-00:18.
UK led for 03:06. BU led for 33:51. Game was tied for 03:03.

Notables: Kentucky made a season-high 11 3-pointers on 19 attempts in the game, led by junior guard Maci Morris who went 5-of-8 from beyond the arc ... Four Wildcats scored in double figures in the contest for the fourth time this season ... UK outrebounded the Bears on the offensive glass, 17-13 ... Morris led Kentucky with a season-high 22 points in the game, marking the third time in her career she's scored 20+ points and the second time this season.

8

#20 KENTUCKY 82, TENNESSEE TECH 54 - FINAL

Dec. 3, 2017 • Lexington, Ky. (Memorial Coliseum)



Official Basketball Box Score - Game Totals - Final Statistics
Tennessee Tech vs Kentucky
12/03/17 2:02pm at Memorial Coliseum, Lexington, Ky.



Tennessee Tech 54 • 1-6

Table with columns: #, Player, FG, FGA, 3-PT, FT, FTA, Rebounds, PF, TP, A, TO, Blk, Stl, Min. Lists player stats for Tennessee Tech.

Summary statistics for Tennessee Tech: 1st FG, 2nd FG, 3rd FG, 4th FG, FT, 3P, Game, Deadead, Rebounds.

Kentucky 82 • 7-1

Table with columns: #, Player, FG, FGA, 3-PT, FT, FTA, Rebounds, PF, TP, A, TO, Blk, Stl, Min. Lists player stats for Kentucky.

Summary statistics for Kentucky: 1st FG, 2nd FG, 3rd FG, 4th FG, FT, 3P, Game, Deadead, Rebounds.

Officials: Carla Fountain, Kelly Johnson, Eric Baker
Technical fouls: Tennessee Tech-None, Kentucky-None.
Attendance: 4561

Score by periods table with columns: 1st, 2nd, 3rd, 4th, Total. Shows 13-11-15-15-54.

Score tied - 1 time.
Largest lead - TTU None, UK by 33 4th-03:49.
TTU led for 00:00. UK led for 38:34. Game was tied for 01:26.

Notables: Kentucky got out to a hot start, shooting 9-of-12 from the field in the first quarter, including 3-of-3 from long range ... Kentucky used a 13-0 run and 10-0 run in the first half to earn its largest halftime lead of the season, 49-24 (25) ... Maci Morris added a game-high 16 points in just 17 minutes of play ... For the first time this season, 12 Kentucky players scored in the game, and UK recorded a season-high nine blocks in the contest.





13

KENTUCKY 52, #24 CALIFORNIA 62 - FINAL

Dec. 21, 2017 • Lexington, Ky. (Memorial Coliseum)



Official Basketball Box Score - Game Totals - Final Statistics
California vs Kentucky
12/21/17 12:02pm at Memorial Coliseum, Lexington, Ky.



California 62 • 9-2

Table with columns: #, Player, Total FG-FGA, 3-Ptr FG-FGA, FT-FTA, Rebounds Off Def Tot, PF, TP, A TO Blk Stl, Min. Includes player stats for Cowling, Mikayla, Davidson, Penina, etc.

Summary statistics table for California vs Kentucky game.

Kentucky 52 • 8-5

Table with columns: #, Player, Total FG-FGA, 3-Ptr FG-FGA, FT-FTA, Rebounds Off Def Tot, PF, TP, A TO Blk Stl, Min. Includes player stats for McKinney, KeKe, Cann, Makenzie, etc.

Summary statistics table for Kentucky vs California game.

Officials: Kevin Pechtel, Frank Steratore, Eric Baker
Technical fouls: California-None. Kentucky-None.
Attendance: 4753

Score by periods table for California vs Kentucky game.

Points in game table for California vs Kentucky game.

Lead changed - 11 times.
Largest lead - CAL by 12 4th-00:22. UK by 7 1st-01:22.
CAL led for 20:33. UK led for 14:40. Game was tied for 04:42.

Notables: The Wildcats used a 10-1 run in the middle of the first quarter to take a 20-15 lead at the end of the first stanza, but went without a field goal for the final 8:05 of the second quarter, and shot just 2-of-11 from the floor in the period ... Cal used a 10-0 run to end the third quarter and never trailed again ... The Wildcats recorded a season-high 25 offensive rebounds ... UK also led the steals category, with nine steals to Cal's six.

14

KENTUCKY 57, MIDDLE TENN. 62 - FINAL

Dec. 28, 2017 • Murfreesboro, Tenn. (Murphy Center)



Official Basketball Box Score - Game Totals - Final Statistics
Kentucky vs Middle Tennessee
12/28/17 6:30 PM at Murfreesboro, Tenn.



Kentucky 57 • 8-6

Table with columns: #, Player, Total FG-FGA, 3-Ptr FG-FGA, FT-FTA, Rebounds Off Def Tot, PF, TP, A TO Blk Stl, Min. Includes player stats for McKinney, KeKe, Rice, Alyssa, etc.

Summary statistics table for Kentucky vs Middle Tennessee game.

Middle Tennessee 62 • 8-5

Table with columns: #, Player, Total FG-FGA, 3-Ptr FG-FGA, FT-FTA, Rebounds Off Def Tot, PF, TP, A TO Blk Stl, Min. Includes player stats for LYON, Gabby, REUTER, Rebecca, etc.

Summary statistics table for Middle Tennessee vs Kentucky game.

Officials: Bob Trammell, Bill Larence, Charlie Hust
Technical fouls: Kentucky-None. Middle Tennessee-None.
Attendance: 4209

Score by periods table for Kentucky vs Middle Tennessee game.

Points in game table for Kentucky vs Middle Tennessee game.

Lead changed - 4 times.
Largest lead - UK by 12 2nd-00:17, MT by 5 4th-00:50.
UK led for 27:54. MT led for 08:57. Game was tied for 03:09.

Notables: Middle Tennessee scored the first point of the game, but UK followed with an 8-0 run and did not trail again in the first half ... The Wildcats ended the first half with its largest lead of the game, stretching it to 12 (32-20) by ending the half on a 5-0 run ... MTSU used a 14-0 run across the third and fourth quarters to take a 48-44 lead with 6:37 to go ... The 12-point lead marked UK's largest lead in a loss this season.

15

KENTUCKY 49, #7 TENNESSEE 63 - FINAL

Dec. 31, 2017 • Lexington, Ky. (Rupp Arena)



Official Basketball Box Score - Game Totals - Final Statistics
Tennessee vs Kentucky
12/31/17 12:02pm at Rupp Arena, Lexington, Ky.



Tennessee 63 • 13-0

Table with columns: #, Player, Total FG-FGA, 3-Ptr FG-FGA, FT-FTA, Rebounds Off Def Tot, PF, TP, A TO Blk Stl, Min. Includes player stats for Jackson, Meme, Nared, Jaime, etc.

Summary statistics table for Tennessee vs Kentucky game.

Kentucky 49 • 8-7

Table with columns: #, Player, Total FG-FGA, 3-Ptr FG-FGA, FT-FTA, Rebounds Off Def Tot, PF, TP, A TO Blk Stl, Min. Includes player stats for McKinney, KeKe, Cann, Makenzie, etc.

Summary statistics table for Kentucky vs Tennessee game.

Officials: Dee Kantner, Laura Morris, Douglas Knight
Technical fouls: Tennessee-None. Kentucky-None.
Attendance: 8923

Score by periods table for Kentucky vs Tennessee game.

Points in game table for Kentucky vs Tennessee game.

Lead changed - 0 times.
Largest lead - UT by 23 3rd-05:32. UK None.
UT led for 38:45. UK led for 00:00. Game was tied for 00:00.

Notables: Tennessee opened the game on a 10-0 run and UK would never lead in the game ... The Wildcats outscored UT 42-37 across the last three quarters ... Kentucky held the seventh-highest scoring offense in the country to a season-low 63 points ... The Wildcats forced a season-high 21 turnovers from its opponent in the contest, and gave up just 12 turnovers ... Maci Morris led all scorers in the game with 18 points.

16

KENTUCKY 70, #19 TEXAS A&M 74 - FINAL

Jan. 4, 2018 • College Station, Texas. (Reed Arena)



Official Basketball Box Score - Game Totals - Final Statistics
Kentucky vs Texas A&M
01/04/18 6 p.m. at College Station, Texas (Reed Arena)



Kentucky 70 • 8-8, 0-2 SEC

Table with columns: #, Player, Total FG-FGA, 3-Ptr FG-FGA, FT-FTA, Rebounds Off Def Tot, PF, TP, A TO Blk Stl, Min. Includes player stats for Morris, Maci, Harrison, Dorie, etc.

Summary statistics table for Kentucky vs Texas A&M game.

Texas A&M 74 • 12-4, 1-1 SEC

Table with columns: #, Player, Total FG-FGA, 3-Ptr FG-FGA, FT-FTA, Rebounds Off Def Tot, PF, TP, A TO Blk Stl, Min. Includes player stats for Hillsman, Khaaila, McKinney, Lulu, etc.

Summary statistics table for Texas A&M vs Kentucky game.

Officials: Roy Gulbeyan, Amy Bonner, Bill Larence
Technical fouls: Kentucky-None. Texas A&M-None.
Attendance: 3662

Score by periods table for Kentucky vs Texas A&M game.

Points in game table for Kentucky vs Texas A&M game.

Lead changed - 1 time.
Largest lead - UK by 1 1st-09:16, TAMU by 9 4th-07:32.
UK led for 05:08. TAMU led for 34:26. Game was tied for 00:23.

Notables: After Kentucky trailed by three at halftime, the third quarter saw six lead changes ... The Wildcats never led in the fourth quarter, but came within two points twice ... UK's 44.9 percent shooting marked its best shooting performance since Dec. 21 vs No. 3 Louisville when the Wildcats shot 44.9 percent (22-49) ... UK outscored the Aggies in the paint, 26-18 ... Maci Morris led all scorers with 22 points, matching her season high.











29

KENTUCKY 79, OLE MISS 71 - FINAL

Feb. 22, 2018 • Oxford, Miss. (The Pavilion at Ole Miss)



Official Basketball Box Score -- Game Totals -- Final Statistics
Kentucky vs Ole Miss
02/22/18 7:30 p.m. at Oxford, Miss. (The Pavilion at Ole Miss)



Kentucky 79 • 14-15, 6-9 SEC

Box score table for Kentucky vs Ole Miss. Columns include Player, FG-FGA, 3-Ptr, FT-FTA, Rebounds, PF, TP, A TO, Blk, Stl, Min. Total score: 79-71.

1st - FG %: 8-16 50.0% 2nd: 9-11 81.8% 3rd: 5-15 33.3% 4th: 5-15 33.3% Game: 27-57 47.4%
3FG %: 3-4 75.0% 2-3 66.7% 1-4 25.0% 0-3 0.0% 6-14 42.9%
FT %: 0-0 0.0% 5-6 83.3% 6-9 66.7% 8-10 80.0%

Ole Miss 71 • 11-17, 1-14 SEC

Box score table for Ole Miss vs Kentucky. Columns include Player, FG-FGA, 3-Ptr, FT-FTA, Rebounds, PF, TP, A TO, Blk, Stl, Min. Total score: 71-79.

1st - FG %: 6-15 40.0% 2nd: 5-11 45.5% 3rd: 4-24 16.7% 4th: 7-18 38.9% Game: 26-58 44.8%
3FG %: 3-5 60.0% 3-7 42.9% 2-4 50.0% 2-6 33.3% 10-22 45.5%
FT %: 3-4 75.0% 0-0 0.0% 2-5 40.0% 4-4 100.0%

Officials: Tina Napier, Douglas Knight, Billy Smith
Technical fouls: Kentucky-None, Ole Miss-None.
Attendance: 1141

Score by periods table for Kentucky vs Ole Miss. Columns: 1st, 2nd, 3rd, 4th, Total. Kentucky: 19, 25, 17, 18, 79. Ole Miss: 18, 13, 20, 20, 71.

Last FG - UK 4th-02:03, OM 4th-00:02.
Largest lead - UK by 16 3rd-04:45, OM by 5 1st-02:48.
UK led for 33:20, OM led for 03:55. Game was tied for 02:45.

Notables: Kentucky took a one point lead just before the end of the first quarter and never trailed again in the game ... UK went on an 18-2 run across the first and second quarters to stretch its lead ... Maci Morris scored 20+ points for the fifth consecutive game, becoming the first Wildcat since Kim Denkins in the 1995-96 season to have five or more consecutive SEC games with 20+ points.

30

KENTUCKY 63, #2 MISSISSIPPI STATE 85 - FINAL

Feb. 25, 2018 • Lexington, Ky. (Memorial Coliseum)



Official Basketball Box Score -- Game Totals -- Final Statistics
Mississippi State vs Kentucky
02/25/18 12:00pm at Memorial Coliseum, Lexington, Ky.



Mississippi State 85 • 30-0, 16-0 SEC

Box score table for Mississippi State vs Kentucky. Columns include Player, FG-FGA, 3-Ptr, FT-FTA, Rebounds, PF, TP, A TO, Blk, Stl, Min. Total score: 85-63.

1st - FG %: 8-18 44.4% 2nd: 10-21 47.6% 3rd: 10-13 76.9% 4th: 7-15 46.7% Game: 35-67 52.2%
3FG %: 4-8 50.0% 2-3 66.7% 2-10 20.0% 2-4 50.0% 10-18 55.6%
FT %: 1-2 50.0% 3-5 60.0% 1-0 0.0% 1-3 33.3%

Kentucky 63 • 14-16, 6-10 SEC

Box score table for Kentucky vs Mississippi State. Columns include Player, FG-FGA, 3-Ptr, FT-FTA, Rebounds, PF, TP, A TO, Blk, Stl, Min. Total score: 63-85.

1st - FG %: 7-17 41.2% 2nd: 4-9 44.4% 3rd: 6-12 50.0% 4th: 5-14 35.7% Game: 22-52 42.3%
3FG %: 1-4 25.0% 2-8 25.0% 2-10 20.0% 6-9 66.7% 9-3 30.0% 4-12 33.3%
FT %: 3-3 100.0% 2-2 100.0% 6-9 66.7% 4-4 100.0%

Officials: Mark Zentz, Michael McConnell, Frank Steratore
Technical fouls: Mississippi State-None, Kentucky-None.
Attendance: 6014

Score by periods table for Kentucky vs Mississippi State. Columns: 1st, 2nd, 3rd, 4th, Total. Mississippi State: 21, 25, 22, 17, 85. Kentucky: 18, 13, 18, 14, 63.

Last FG - MS 4th-00:33, UK 4th-01:22.
Largest lead - MS by 23 4th-07:22, UK by 6 1st-06:30.
MS led for 33:40, UK led for 04:45. Game was tied for 01:13.

Notables: Maci Morris continued her streak of scoring 20 or more points becoming the only player in the SEC to have six straight 20+ games in league action ... UK outscored the Bulldogs 29-20 in bench points and earned a 50-21 advantage in the season series in bench points vs. MSU ... Dorie Harrison scored 13 points for her seventh double-figure scoring game in league action ... Senior Jessica Hardin earned her first career start and scored in the final minutes.

31

KENTUCKY 71, ALABAMA 64 - FINAL

March 1, 2018 • Nashville, Tenn. (Bridgestone Arena)



Official Basketball Box Score -- Game Totals -- Final Statistics
Kentucky vs Alabama
03/01/18 12:03 pm at BRIDGESTONE ARENA - NASHVILLE, TN



Kentucky 71 • 15-16

Box score table for Kentucky vs Alabama. Columns include Player, FG-FGA, 3-Ptr, FT-FTA, Rebounds, PF, TP, A TO, Blk, Stl, Min. Total score: 71-64.

1st - FG %: 3-16 18.8% 2nd: 6-13 46.2% 3rd: 9-12 75.0% 4th: 7-12 58.3% Game: 25-53 47.2%
3FG %: 1-7 14.3% 1-3 33.3% 3-5 60.0% 3-3 100.0% 8-18 44.4%
FT %: 1-2 50.0% 2-2 100.0% 3-8 75.0% 4-8 50.0%

Alabama 64 • 17-13

Box score table for Alabama vs Kentucky. Columns include Player, FG-FGA, 3-Ptr, FT-FTA, Rebounds, PF, TP, A TO, Blk, Stl, Min. Total score: 64-71.

1st - FG %: 8-17 47.1% 2nd: 3-14 21.4% 3rd: 7-15 46.7% 4th: 6-14 42.9% Game: 24-60 40.0%
3FG %: 0-3 0.0% 0-3 0.0% 1-4 25.0% 1-4 25.0% 3-11 27.3%
FT %: 1-1 100.0% 1-1 100.0% 6-7 85.7% 3-11 27.3%

Officials: TINA NAPIER, SCOTT YARBROUGH, KEVIN PETHTEL-A.S. BLAUCH
Attendance: 3889
Technical fouls: Kentucky-None, Alabama-None.

Score by periods table for Kentucky vs Alabama. Columns: 1st, 2nd, 3rd, 4th, Total. Kentucky: 8, 15, 27, 21, 71. Alabama: 18, 7, 23, 16, 64.

Last FG - UK 4th-00:33, UA 4th-00:21.
Largest lead - UK by 8 4th-00:33, UA by 10 1st-00:29.
UK led for 11:01, UA led for 25:24. Game was tied for 03:08.

Notables: After trailing by as many as nine in the third quarter, UK used an 10-0 run to take a 48-46 lead with 35 seconds left in the period ... Maci Morris led Kentucky in scoring with 25 points for her seventh straight game with 20+ points ... The junior was 5-of-8 from beyond the arc ... Taylor Murray added 18 points, six rebounds and five assists in the win ... The Wildcats dished out 17 assists in the win.

32

KENTUCKY 58, MISSISSIPPI STATE 81 - FINAL

March 2, 2018 • Nashville, Tenn. (Bridgestone Arena)



Official Basketball Box Score -- Game Totals -- Final Statistics
Kentucky vs Mississippi State
03/02/18 12:03 pm at BRIDGESTONE ARENA - NASHVILLE, TN



Kentucky 58 • 15-17

Box score table for Kentucky vs Mississippi State. Columns include Player, FG-FGA, 3-Ptr, FT-FTA, Rebounds, PF, TP, A TO, Blk, Stl, Min. Total score: 58-81.

1st - FG %: 10-15 66.7% 2nd: 3-9 33.3% 3rd: 6-14 42.9% 4th: 5-14 35.7% Game: 24-52 46.2%
3FG %: 3-6 50.0% 1-2 50.0% 0-2 0.0% 1-5 20.0% 5-17 29.6%
FT %: 0-1 0.0% 2-3 66.7% 0-0 0.0% 3-3 100.0%

Mississippi State 81 • 31-0

Box score table for Mississippi State vs Kentucky. Columns include Player, FG-FGA, 3-Ptr, FT-FTA, Rebounds, PF, TP, A TO, Blk, Stl, Min. Total score: 81-58.

1st - FG %: 7-15 46.7% 2nd: 8-14 57.1% 3rd: 9-15 60.0% 4th: 4-12 33.3% Game: 28-56 50.0%
3FG %: 3-6 50.0% 1-4 25.0% 4-5 80.0% 4-4 100.0% 10-21 47.6%
FT %: 5-6 83.3% 2-2 100.0% 4-5 80.0% 4-4 100.0%

Officials: MIKE MCCONNELL, ERIC BREWTON, ERIC KOCH, A-A. SUFFREN
Attendance: 6344
Technical fouls: Kentucky-TEAM, Mississippi State-None.

Score by periods table for Kentucky vs Mississippi State. Columns: 1st, 2nd, 3rd, 4th, Total. Kentucky: 23, 9, 12, 14, 58. Mississippi State: 22, 23, 23, 13, 81.

Last FG - UK 4th-00:07, MS 4th-00:39.
Largest lead - UK by 2 1st-00:01, MS by 26 4th-09:52.
UK led for 02:39, MS led for 36:37. Game was tied for 00:44.

Notables: The Wildcats trailed by as many as eight points in the first quarter before ending the period on a 15-6 run ... UK led 23-22 at the end of the first quarter ... Taylor Murray led Kentucky in scoring with 15 points to go with seven rebounds and three assists ... It was her 18th game in double digit scoring this season ... Maci Morris added 13 points for the Wildcats ... Amanda Paschal scored a career-high 13 points in her second-ever start for Kentucky.



# SEC FINAL 2017-18 STANDINGS

	SEC	Pct.	Home	Away	All	Pct.	Home	Away
Mississippi State <sup>^</sup>	16-0	37-2	17-0	9-0	11-2	3164	2199	L-1
South Carolina <sup>#</sup>	12-4	29-7	13-2	8-3	8-2	2708	2203	L-1
Georgia	12-4	26-7	14-3	10-2	2-2	2210	1898	L-1
Tennessee	11-5	25-8	13-2	7-4	5-2	2561	2123	L-1
Missouri	11-5	24-8	12-2	7-3	5-3	2232	1952	L-2
Texas A&M	11-5	26-10	15-3	6-4	5-3	2796	2466	L-1
LSU	11-5	19-10	11-1	7-6	1-3	1924	1788	L-2
Alabama	7-9	20-14	14-5	6-6	0-3	2305	2129	L-1
Kentucky	6-10	15-17	9-7	5-9	1-1	2178	2102	L-1
Auburn	5-11	14-15	11-3	2-9	1-3	1810	1734	L-1
Arkansas	3-13	13-18	8-7	3-10	2-1	2084	2285	L-1
Florida	3-13	11-19	7-10	3-7	1-2	1968	2063	L-3
Vanderbilt	3-13	7-24	4-11	3-10	0-3	2142	2455	L-1
Ole Miss	1-15	12-19	9-7	1-10	2-2	2033	2133	L-1

<sup>^</sup> - SEC Champion; <sup>#</sup> - SEC Tournament Champion

## COACHES POSTSEASON AWARDS

### First Team All-SEC

Raigyne Louis LSU; Teaira McCowan Mississippi State; Victoria Vivians Mississippi State; Sophie Cunningham Missouri; A'ja Wilson South Carolina; Jaime Nared Tennessee; Mercedes Russell Tennessee; Chennedy Carter Texas A&M

### Second Team All-SEC

Caliya Robinson Georgia; Mackenzie Engram Georgia; Chloe Jackson, LSU; Maci Morris Kentucky; Morgan William Mississippi State; Jordan Frericks Missouri; Tyasha Harris South Carolina; Khaalia Hillsman Texas A&M

### SEC All-Freshman

Unique Thompson Auburn; Que Morrison Georgia; Promise Taylor Ole Miss; Bianca Jackson South Carolina; Rennia Davis Tennessee; Evina Westbrook Tennessee; Chennedy Carter Texas A&M; Chelsie Hall Vanderbilt

### All-Defensive Team

Daisa Alexander Auburn; Caliya Robinson Georgia; Taylor Murray Kentucky; Raigyne Louis LSU; A'ja Wilson South Carolina; Blair Schaefer Mississippi State; Teaira McCowan Mississippi State

### Coach of the Year

Vic Schaefer, Mississippi State

### Player of the Year

A'ja Wilson, South Carolina

### Freshman of the Year

Chennedy Carter, Texas A&M

### Co-Defensive Player of the Year

Teaira McCowan, Mississippi State  
A'ja Wilson, South Carolina

### 6th Woman of the Year

Anastasia Hayes, Tennessee

### Scholar-Athlete of the Year

Blair Schaefer, Mississippi State; Haley Clark, Georgia; Alyssa Rice, Kentucky

## 2018 Tournament Results

Feb. 28 - March 4

Nashville, Tenn. - Bridgestone Arena

### FIRST ROUND

Wednesday, Feb. 28

(13) Arkansas 88, (12) Vanderbilt 76  
(14) Ole Miss 48, (11) Florida 43

### SECOND ROUND

Thursday, March 1

(9) Kentucky 71, (8) Alabama 64  
(5) Texas A&M 82, (13) Arkansas 52  
(7) Tennessee 64, (10) Auburn 61  
(6) Missouri 59, (14) Ole Miss 50

### THIRD ROUND

Friday, March 2

(1) Mississippi State 81, (9) Kentucky 58  
(5) Texas A&M 75, (4) LSU 69  
(2) South Carolina 73, (7) Tennessee 62  
(3) Georgia 55, (6) Missouri 41

### SEMINFINALS

Saturday, March 3

(1) Mississippi State 70, (5) Texas A&M 55  
(2) South Carolina 71, (3) Georgia 49

### FINALS

Sunday, March 4

(2) South Carolina 62, (1) Mississippi State 51

### 2018 Tournament Team

Victoria Vivians, Mississippi State (Sr.)  
Tyasha Harris, South Carolina (So.)  
Mikiah Herbert Harrigan, South Carolina (So.)  
A'ja Wilson, South Carolina (Sr.) - MVP  
Chennedy Carter, Texas A&M (Fr.)

### 2018 SEC Community Service Team

Ashley Williams • Alabama; Keiryn Swenson • Arkansas;  
Bria Johnson • Auburn; Haley Lorenzen • Florida Mackenzie  
Engram • Georgia; Mackenzie Cann • Kentucky; Raigyne  
(Moncrief) Louis • LSU; Shandricka Sessom • Ole Miss; Blair  
Schaefer • Mississippi State; Sophie Cunningham • Missouri;  
A'ja Wilson • South Carolina; Mercedes Russell • Tennessee;  
Anriel Howard • Texas A&M; Kaleigh Clemons-Green  
• Vanderbilt

## AP POSTSEASON AWARDS

### First Team All-SEC

Chennedy Carter, Texas A&M  
Sophie Cunningham, Missouri  
u-Teaira McCowan, Mississippi State  
u-Victoria Vivians, Mississippi State  
u-A'ja Wilson, South Carolina

### Second Team All-SEC

Tyasha Harris, South Carolina  
Chloe Jackson, LSU  
Jaime Nared, Tennessee  
Caliya Robinson, Georgia  
Mercedes Russell, Tennessee

### SEC Coach of the Year

Vic Schaefer, Mississippi State

### SEC Player of the Year

A'ja Wilson, South Carolina

### SEC Freshman of the Year

u-Chennedy Carter, Texas A&M



# ALL-TIME LETTERWINNERS

## -A-

Adams, Rita ..... 2000-2003  
 Akhator, Evelyn ..... 2016-17  
 Alcius, Natassia ..... 2004-2007  
 Alexander, Carolyn ..... 1999-2000  
 Ali, Bra'shey ..... 2012  
 Andrew, Audre ..... 1983  
**Anyagaligbo, Ogechi** ..... 2016-Pres.

## -B-

Baker, Stephanie ..... 1993-1995  
 Baluyut, Arlene ..... 1979  
 Barber, Cathy ..... 1980  
 Barnes, Jaye ..... 1998-1999  
 Barnett, Sarah Beth ..... 2011  
 Beickman, Julie ..... 1996  
 Bett, Catina ..... 2008-2009  
 Bishop, Azia ..... 2012-2015  
 Bonets, Aisha ..... 2001  
 Bowman, Chanté ..... 2005-2008  
 Boyd, Patrice ..... 1997-1998  
 Boyd, Terry ..... 1978  
 Browning, Pam ..... 1978

## -C-

Camara, Batouly ..... 2016  
 Campbell, Kayla ..... 1991-1994  
 Cann, Makenzie ..... 2016-2018  
 Christman, Stephanie ..... 1998-2000  
 Chowning, Chelsea ..... 2008  
 Coe, Jaycee ..... 2015  
 Cole, Anna ..... 2010  
**Cole, Nae Nae** ..... 2018-Pres.  
 Collins, Lisa ..... 1981-1984  
 Combs, Mitzi ..... 1978  
 Conwright, Maegan ..... 2011-2013  
 Croley, Bebe ..... 1985-1988  
 Cushenberry, Kristi ..... 1989-1992  
 Custard, Mary ..... 1989

## -D-

Daniel, Mia ..... 1990-1993  
 Davis, Tracye ..... 1988-1991  
 Denkins, Kim ..... 1995-1998  
 Donhoff, Maria ..... 1978-1981  
 Dowdell, Tammy ..... 1990  
 Drake, Samantha ..... 2011-2014  
 Dunlap, Victoria ..... 2008-11

## -E-

Eagan ..... 1978  
 Eberhart, Tedra ..... 1991-1994  
 Edelen, Brittany ..... 2007-2009  
 Edelman, Linda ..... 1978-1980  
 Edington, Lori ..... 1980-1982  
 Elbert, Lynne ..... 1986-1987  
 Elliott, Sarah ..... 2005-2008  
 Ellis, Lisa ..... 1989-1990  
 Ellis, Racquel ..... 2003-2004  
 Embry, Robyn ..... 1997  
 Epps, Makayla ..... 2014-17  
 Evans, Kastine ..... 2011-2014  
 Everette, Jenerrie ..... 2001-2004

## -F-

Fetter, Denise ..... 1979  
 Fogle, Tayna ..... 1979-1982  
 Foster-Sutton, Vanessa ..... 1989-1990  
 Franklin, Amani ..... 2007-2010

Freeman, Shannon ..... 1987

## -G-

Gamble, LaQwesa ..... 2006  
 Garland, Sharon ..... 1980  
 Goin, Jennifer ..... 2003-2004  
 Goss, Bria ..... 2012-2015  
 Goodin-Rogers, Kyvin ..... 2014-2015  
 Grassi, Kristen ..... 2003-2004  
 Gray, Rebecca ..... 2009-2010  
 Gray, Jennifer ..... 1991-1994  
**Green, Blair** ..... 2018-Pres.  
 Greenfield, Carmen ..... 1996  
 Grigsby, Geri ..... 1978-1980

## -H-

**Haines, Sabrina** ..... 2018-Pres.  
**Halsel, LaShae** ..... 2016-Pres.  
 Hardin, Jessica ..... 2016-2018  
 Harding, Sandy ..... 1984-1987  
 Harper, Linnae ..... 2014-2015  
 Harrell, Davitria ..... 1987-1988  
**Harrison, Dorie** ..... 2017-Pres.  
 Hawthorne, Dasieka ..... 2001-2002  
 Hay, Nikki ..... 1997-1998  
 Hedges, Patty Jo ..... 1980-1983  
 Helm, SeSe ..... 2001-2004  
 Henderson, Brittany ..... 2010-2013  
 Higginbotham, Stephanie ..... 1994-1995  
 Hobgood, Jamie ..... 1989-1991  
 Hoskins, Debbie ..... 1988  
**Howard, Rhyne** ..... 2018-Pres.  
 Hudgens, Laurie ..... 1985-1986  
 Humphrey, Jennifer ..... 2003-2007  
 Hurst ..... 1978

## -J-

Jackson, Erica ..... 1999-2000  
 Jackson, Jenn'e ..... 2006-2009  
 Jackson, Vonda ..... 1995-1998  
 Jakubcova, Ivana ..... 2015-2016  
 Jansen, Christina ..... 1993-1996  
 Jennings, Alexis ..... 2015-2016  
 Johnson, Jennifer ..... 1990  
 Jones, Shambri ..... 2001-2004  
 Jordan, Christie ..... 1991-1994

## -K-

Keith, Rae ..... 1999  
 Killen, Karen ..... 1991-1992  
 Koach, Karri ..... 1992-1995  
 Kogoy, Beth ..... 1981

## -L-

Ladson, E'Lisa ..... 2004  
 Langelier, Melissa ..... 2000  
 Leonard, Pattresa ..... 1990-1992  
 Lewis, Lynnette ..... 1981, 1983-1984  
 Lokie, Kathy ..... 1981-1982  
 Love, Tiundra ..... 1991  
 Lukschu, Liz ..... 1978-1981  
 Lykins ..... 1978

## -M-

Mack, Debbie ..... 1978-1979  
 Mahoney, Samantha ..... 2005-2008  
 Manning, Shawn ..... 1996-1997  
 Martin, Donna ..... 1981-1984  
 Martinez, Natalie ..... 1997-2000  
 Mathies, A'dia ..... 2010-2013

McDole, LaTonya ..... 1999-2002  
 McIntyre, Stacy ..... 1989-1992  
 McKinley, Becky ..... 1993  
**McKinney, KeKe** ..... 2017-Pres.  
 Meadows, Laura ..... 1998-2000  
 Mendeng, Alvine ..... 2001-2002  
 Miller, Debbie ..... 1984-1987  
 Miller, Kris ..... 1987-1990  
 Miller, Shelly ..... 1985-1986  
 Mills, Jocelyn ..... 1990-1993  
 Mitchell, Domonique ..... 1996  
 Mjoseph, Jeannie ..... 1978  
**Morris, Maci** ..... 2016-Pres.  
 Morrow, Carly ..... 2008-11  
 Mosley, Karen ..... 1983-1986  
 Mountain, Ruth ..... 1989  
**Murray, Taylor** ..... 2016-Pres.

## -N-

Naiser, Terri ..... 1982-1983  
 Nichols, Leslie ..... 1983-1986

## -O-

Oden, Debra ..... 1978-1980  
 O'Neill, Jennifer ..... 2011-2015  
 Ormerod, Carly ..... 2006-2009  
 Ousley, Beth ..... 1988  
 Owens, Shantia ..... 1999-2000

## -P-

**Paschal, Amanda** ..... 2017-Pres.  
 Patterson, Niecee ..... 2002  
 Payne, Danyelle ..... 2002-2005  
 Pennie, Michele ..... 1985-1988  
 Perry, Afton ..... 2004, 2006  
 Peterson, Latasha ..... 1995  
 Pfeiffer, Jenny ..... 2003-2004, 2006-2007  
 Phillips, Angela ..... 2004-2005  
 Pinkett, Bernisha ..... 2011-2014  
**Poffenberger, Paige** ..... 2016-Pres.  
 Potter, Rachel ..... 2016  
 Potts, Sara ..... 2002-2005  
 Proctor, Cathy ..... 1990-1993

## -R-

Reasor, Rebekah ..... 1991-1992  
 Reed, Stacey ..... 1992-1995  
 Riley, Crystal ..... 2009-2012  
 Rice, Alyssa ..... 2015-2018  
**Roach, Kameron** ..... 2017-Pres.  
 Roberts, Chrissy ..... 1994-1995  
 Roberts, Shaunda ..... 1995-1997  
 Roddy, Eleia ..... 2005-2009  
**Roper, Jaida** ..... 2016-Pres.  
 Rose ..... 1983  
 Ross, Natasha ..... 1998  
 Runge, Jody ..... 1981-1984

## -S-

Salhi, Malinka ..... 1989-1990  
 Sarkalahti, Anne ..... 1989-1990  
 Schultz, Jenny ..... 2002  
 Seaton, Tanesha ..... 1999-2000  
 Shrum, Pam ..... 1986-1989  
 Sidney, Jelléah ..... 2013-2015  
 Simpson, Lyssa ..... 1994  
 Sizemore, Bonnie ..... 1979  
 Smith, Amber ..... 2008-2012  
 Snowden, Keyla ..... 2009-2012

Spence, Lora ..... 1987-1989  
 Stallworth, DeNesha ..... 2012-2014  
 Stephens, Diane ..... 1982-1985  
 Stevens, Angel ..... 1988-1989  
 Stewart, Theresa ..... 1989  
 Still, Valerie ..... 1980-1983  
 Stoglin, Stephanie ..... 2001-2002  
 Stumbo, Stephanie ..... 2003-06  
 Swarens, Julie ..... 1993-1995

## -T-

Tarantini, Monique ..... 1985-1988  
 Tate, Keiko ..... 2002-2005  
 Taylor, Oreonna ..... 2006  
 Thompson, Janee ..... 2013-2016  
 Tillman, Tory ..... 1996  
 Timperman, Janet ..... 1978-1979

## -U-

Upton, Laura ..... 1978

## -V-

Vieth, Katie ..... 1997-2000

## -W-

Wait, Tiffany ..... 1996-2000  
 Walker, Samarie ..... 2012-2014  
 Wardford, Keeoma ..... 1994-1995  
 Warren, Melanie ..... 1984-1987  
 Watkins, Lydia ..... 2007-2010  
 Webb, Marcia ..... 1996  
 Whitaker, Jodie ..... 1986-1989  
 Wise, Lea ..... 1980-1983  
**Wyatt, Tatyana** ..... 2017-Pres.

## -Y-

Young, Kenya ..... 1998-1999  
 Young, Nikki ..... 2000-2001

*Note: Letterwinners begin during the 1977-78 season*

## MISS BASKETBALL & KENTUCKY WBB

Kentucky has been the home to 10 winners of Kentucky's Miss Basketball award. The award, given annually to the top high school basketball player in the state of Kentucky, has been awarded annually since 1976.

### Kentucky Miss Basketball Winners at UK

- 1977 Geri Grigsby, McDowell (1978-80)
- 1980 Lisa Collins, Laurel County (1981-84)
- 1986 Kris Miller, Owensboro Catholic (1987-90)
- 1992 Becky Miller, Bullitt East (1993)
- 2005 Carly Ormerod, Sacred Heart (2006-2009)
- 2007 Rebecca Gray, Scott County (2009-2010)
- 2009 A'dia Mathies, Iroquois (2010-13)
- 2010 Sarah Beth Barnett, Lexington Christian Academy (2011)
- 2013 Makayla Epps, Marion County (2014-Present)
- 2015 **Maci Morris, Bell County (Present)**



# WHERE ARE THE CATS FROM?

## ALABAMA (5)

### *Florence*

Karen Killen

### *Birmingham*

Stephanie Stumbo, Jackie Sanders

### *Gadsden*

Catina Bett

### *Madison*

Alexis Jennings

## ARKANSAS (1)

### *Hot Springs*

Tiffany Wait

## ARIZONA (1)

### *Phoenix*

Sabrina Haines

## CALIFORNIA (2)

### *Pasadena*

Brittany Henderson

### *Richmond*

DeNesha Stallworth

## CONNECTICUT (1)

### *Salem*

Kastine Evans

## FLORIDA (5)

### *Clearwater*

Michele Pennie

### *Ft. Walton Beach*

Afton Perry

### *Miami*

Ogechi Anyagaligbo

### *Winter Haven*

Moe Gamble, Amber Smith

## GEORGIA (8)

### *Atlanta*

E'Lisa Ladson

### *Chickamauga*

Vanessa Foster-Sutton

### *Columbus*

Tatyana Wyatt

### *Decatur*

Tedra Eberhart, Amani Franklin

### *Hephzibah*

Niecee Patterson

### *Jonesboro*

Jaye Barnes

### *Lookout Mountain*

Carly Morrow

## ILLINOIS (7)

### *Altamont*

Caroline Huelskoetter

### *Carmi*

Jennifer Goin

### *Chicago*

Stephanie Christman, Janee Thompson, Linnae Harper

### *East St. Louis*

Rita Adams

### *Elmhurst*

Laurie Hudgens

## INDIANA (7)

### *Austin*

Jodie Whitaker

### *Crown Point*

Nancy Cowan

### *Indianapolis*

Bria Goss

### *North Vernon*

Jenny Pfeiffer

### *Peru*

Arlene Baluyut

### *Portland*

Shannon Freeman

### *Ramsey*

Julie Swarens-Beickman

## IOWA (2)

### *Panora*

Cathy Proctor

### *Waukon*

Jody Runge

## KENTUCKY (79)

### *Alvaton*

Laura Upton

### *Ashland*

Terry Boyd, Nikki Young

### *Barbourville*

Melissa Napier

### *Bardstown*

Samantha Drake

### *Bedford*

Audre Andrew

### *Berea*

Chelsea Chowning

### *Bowling Green*

Selia Helm, LaShae Halse

### *Carlisle*

Kim Denkins

### *Corbin*

Lisa Collins

### *Covington*

Lori Edgington, Katie Vieth

### *Cynthiana*

Mary Custard

### *East McDowell*

Geri Grigsby

### *Eminence*

Chrissy Roberts

### *Florence*

Julie Duerring

### *Georgetown*

Stacy McIntyre, Rebecca Gray

### *Ghent*

Pam Browning

### *Harlan*

Blair Green

### *Hazard*

Stephanie Baker, Carolyn Alexander

### *Henderson*

Nikki Hay

### *Hopkinsville*

Lydia Watkins

### *Jackson*

Angel Stevens

### *Jamestown*

Stephanie Higginbotham

### *Jenkins*

Mitzi Combs

### *Lawrenceburg*

Makenzie Cann

### *Lebanon*

Makayla Epps, Kyvin Goodin-Rogers

### *Lexington*

Debbie Mack, Tayna Fogle, Lea Wise, Donna Martin, Leslie Nichols, Belitta Croley, Lisa Ellis, Tracye Davis, Marcia Webb, Erica Jackson, Nastassia Alcius, Keyla Snowden, Sarah Beth Barnette

### *Liberty*

Debbie Miller

### *London*

Bonnie Sizemore, Sharon Garland, Stacey Reed

### *Louisville*

Carly Ormerod, Janet Timperman, Maria Donhoff, Denise Fetter, Patty Jo Hedges, Diane Stephens, Terri Naiser, Lynne Elbert, Christina Jansen, Latasha Peterson, Domonique Mitchell, A'dia Mathies

### *Loyall*

Lynnette Lewis

### *Madisonville*

Jamie Hobgood

### *McKee*

Sarah Elliott

### *Manchester*

Vonda Jackson

### *McRoberts*

Debra Oden

### *Mt. Washington*

Sarah Rowe, Becky McKinley

### *Monticello*

Pam Shrum, Jessica Hardin

### *Owensboro*

Elisabeth Lukschu, Melanie Warren, Kris Miller

### *Pikeville*

Rachel Potter

### *Pineville*

Maci Morris

### *Radcliff*

Jenn'e Jackson

### *Richmond*

Robyn Embry

### *Russellville*

Lora Spencer

### *Scottsville*

Morgan Rich

### *Springfield*

Brittany Edelen

## LOUISIANA (1)

### *Metairie*

Shawn Manning

## MARYLAND (4)

### *Baltimore*

Pattresa Leonard

### *Clarksville*

Keiko Tate

### *Landover*

Cathy Barber

### *Odenton*

Taylor Murray

## MICHIGAN (4)

### *Detroit*

Chanté Bowman, Samantha Mahoney

### *Lansing*

Michelle Smith

### *Rochester Hills*

Sara Potts



# WHERE ARE THE CATS FROM?

## MISSISSIPPI (2)

### *Gulfport*

Dasieka Hawthorne

### *Yazoo City*

Shambrica Jones

## NEVADA (1)

### *Carson City*

Jennifer Gray

## NEW JERSEY (5)

### *Camden*

Grace Odrick

### *Cherry Hill*

Valerie Still

### *Jersey City*

Lyssa Simpson

### *Newark*

Shantia Owens

### *Plainfield*

Bra'Shey Ali

## NEW YORK (8)

### *Auburn*

Sandy Harding

### *Brooklyn*

Amanda Paschal

### *Bronx*

Jennifer O'Neill

### *New York*

Aisha Bonets, Batouly Camara

### *Queens*

Tanesha Seaton

### *Queens Village*

Jelleah Sidney

### *Rochester*

Oreonna Taylor

## NEW MEXICO (1)

### *Albuquerque*

Natalie Martinez

## OHIO (15)

### *Cincinnati*

Rae Keith, Racquel Ellis

### *Clayton*

Mary Jane White, Ruth Ann Mountain, Theresa Stewart

### *Columbus*

Jenerrie Everette, Eleia Roddy

### *Dayton*

LaTonya McDole, Alvine Mendeng

### *Toledo*

Karen Mosley, Shaunda Roberts, Azia Bishop

### *Medina*

Shelly Miller

### *Reynoldsburg*

Alyssa Rice

### *West Carrollton*

Samarie Walker

## OKLAHOMA (2)

### *Oklahoma City*

Christe Jordan

### *Tulsa*

Stephanie Stoglin

## OREGON (2)

### *Beaverton*

Keeoma Wardford

### *Lake Oswego*

Ali Lomax

## PENNSYLVANIA (1)

### *Havertown*

Linda Edelman

## SOUTH CAROLINA (2)

### *Hopkins*

Kameron Roach

### *Greenville*

Kenya Young

## TENNESSEE (19)

### *Brownsville*

Patrice Boyd

### *Chattanooga*

Jennifer Johnson, Tiundra Love, Carly Morrow

### *Cleveland*

Rhyn Howard

### *Collinwood*

Mia Daniel

### *Gainesboro*

Jaycee Coe

### *Hendersonville*

Kristi Cushenberry

### *Kingsport*

Josh Mills

### *Knoxville*

Sade Buley, KeKe McKinney

### *Memphis*

Davitria Harrell, Jennifer Humphrey, Crystal Riley, Jaida Roper

### *Nashville*

Victoria Dunlap, Dorie Harrison

### *Oak Ridge*

Tammy Dowdell, Angela Phillips

## TEXAS (2)

### *Colleyville*

Kristen Grassi

### *Arlington*

Maegan Conwright

## VIRGINIA (3)

### *Chesapeake*

Kathy Lokie

### *Chilhowie*

Rebekah Reasor

### *Gainesville*

Nae Nae Cole

## WASHINGTON (1)

### *Sammamish*

Kristin Connolly

## WASHINGTON D.C. (2)

### *Washington, D.C.*

Danyelle Payne, Bernisha Pinkett

## WEST VIRGINIA (5)

### *Beckley*

Natasha Ross

### *So. Charleston*

Beth Kogoy

### *Huntington*

Laura Meadows

### *Morgantown*

Paige Poffenberger

### *Westover*

Monique Tarantini

## WISCONSIN (1)

### *Mondovi*

Anna Cole

## INTERNATIONAL CATS

### BAHAMAS

#### *Nassau*

Kayla Campbell

### BELGIUM

#### *Mons*

Malinka Salhi

### CANADA

#### *Brantford, Ontario*

Karri Koach

#### *Montreal, Quebec*

Melissa Langelier

### FINLAND

#### *Helsinki*

Anne Sarkalahti

### GERMANY

#### *Zweibruecken*

Jeannine Mjoseeth

### NIGERIA

#### *Lagos*

Evelyn Akhator

### SLOVAKIA

#### *Bratislava*

Ivana Jakubcova

### UNITED KINGDOM

#### *Stafford*

Sally Loughton



## CATS BY THE NUMBERS



**#0**  
Halsel, LaShae  
O'Neill, Jennifer



**#00**  
Ormerod, Carly



**#1**  
Camara, Batouly  
**Haines, Sabrina**  
Mathies, A'dia  
Roddy, Eleia



**#2**  
Chowning, Chelsea  
Jakubcova, Ivana  
**Poffenberger, Paige**  
Sanders, Jackie



**#3**  
Grigsby, Geri  
**McKinney, KeKe**  
Potts, Sara  
Riley, Crystal  
Rowe, Sarah  
Sizemore, Bonnie  
Spencer, Lora  
Taylor, Oreonna  
Thompson, Janee



**#4**  
Adams, Rita  
Elliott, Sarah  
Martinez, Natalie  
**Morris, Maci**  
Reed, Stacey  
Snowden, Keyla  
Stephens, Diane



**#5**  
Alexander, Carolyn  
**Green, Blair**  
Grigsby, Geri  
Harding, Sandy  
Hoskins, Debbie  
Johnson, Jennifer  
Morrow, Carly  
Kyvin Goodin-Rogers  
Schultz, Jenny  
Stewart, Theresa



**#10**  
Alcius, Natassia  
Collins, Lisa  
Cowan, Nancy  
Edelman, Linda  
**Howard, Ryhne**  
Lomax, Ali  
McIntyre, Stacy  
Mendeng, Alvine  
Pinkett, Bernisha



**#11**  
Barnette, Sarah Beth  
Everette, Jenerrie  
Koach, Karri  
Mahoney, Samantha  
Nichols, Leslie  
Malinka, Salhi  
Potter, Rachel  
Stallworth, DeNesha  
Timperman, Janet  
Wait, Tiffany



**#12**  
Cushenberry, Kristi  
**Paschal, Amanda**  
Payne, Danyelle  
Sidney, Jelléah  
Simpson, Lyssa  
Still, Valerie  
Watkins, Lydia



**#13**  
Akhator, Evelyn  
Boyd, Terry  
Connolly, Kristin  
Ellis, Lisa  
Fetter, Denisse  
Galloway, Cathy  
Goss, Bria  
Hedges, Patty Jo



**#14**  
Embry, Robyn  
Hobgood, Jamie  
Phillips, Angela  
Sarkalahti, Anne  
Tarantini, Monique  
Wise, Lea  
**Wyatt, Tatyana**



**#15**  
Edelen, Brittany  
Ellis, Racquel  
Hardin, Jessica  
Harper, Linnae  
Mack, Debbie  
Mitchell, Domonique  
Whitaker, Jodie  
Young, Nikki



**#20**  
Browning, Pam  
Bowman, Chanté  
Conwright, Maegan  
Grassi, Kristen  
**Harrison, Dorie**  
Miller, Shelly  
Poffenberger, Paige



**#21**  
**Anyagaligbo, Ogechi**  
Davis, Tracye  
Donhoff, Maria  
Jackson, Jenn'e  
Lewis, Karen  
McDole, LaTonya  
Payne, Danyelle  
Postell, Porsha



**#22**  
Adams, Rita  
Andrew, Audre  
Cann, Makenzie  
Barber, Cathy  
Lokie, Kathy  
Pennie, Michele  
Stumbo, Stephanie  
Wardford, Keeoma



**#23**  
Combs, Mitzi  
Custard, Mary  
Galloway, Terri  
Gamble, LaQwesha  
Gray, Rebecca  
Hawthorne, Dasieka  
Hay, Nikki  
Keith, Rae  
Langelier, Melissa  
Leonard, Pattresa  
**Roach, Kameron**  
Stumbo, Stephanie  
Walker, Samarie



**#24**  
Coe, Jaycee  
Elbert, Lynne  
Foster-Sutton,  
Vanessa  
Jackson, Erica  
Love, Tiundra  
Martin, Donna  
**Murray, Taylor**  
Smith, Amber



**#25**  
Ali, Bra'Shey  
Barry, Ceal  
Epps, Makayla  
Frankin, Amani  
Goin, Jennifer  
Roberts, Chrissy  
Runge, Jody  
Tillman, Tory  
Vieth, Katie



**#30**  
Barnes, Jaye  
Cole, Anna  
Combs, Mitzi  
Daniel, Mia  
Jones, Shambrica  
Warren, Melaine



**#31**  
Drake, Samantha  
Eberhart, Tedra



**#32**  
Bett, Catina  
Edgington, Lori  
Evans, Kastine  
Humphrey, Jennifer  
Miller, Kris  
Reasor, Rebekah  
Roberts, Shaunda  
**Roper, Jaida**  
Ross, Natasha



**#33**  
Baluyut, Arlene  
Campbell, Kayla  
Christman, Stephanie  
Deters, Ann  
Greenfield, Carmen  
Kidd, Lisa  
Miller, Debbie  
Naiser, Terri  
Ousley, Beth  
Patterson, Niecee  
Pfeiffer, Jenny



**#34**  
Baker, Stephanie  
Dunlap, Victoria  
Killen, Karen  
Owens, Shantia  
Perry, Afton  
Shrum, Pam



**#35**  
Bonets, Aisha  
Boyd, Patrice  
Grigsby, Geri  
Jennings, Alexis  
McKinley, Becky  
Peterson, Latasha



**#40**  
Harrell, Davitria  
Henderson, Brittany  
Jansen, Christina  
Lewis, Lynnette  
Tate, Keiko  
Young, Kenya



**#41**  
Ladson, E'Lisa  
Runge, Jody  
Webb, Marcia



**#42**  
Hudgens, Laurie  
Mills, Jocelyn  
Seaton, Tanesha



**#43**  
Jordan, Christie  
Kogoy, Beth  
Mjoseh, Jeannie



**#44**  
Beickman, Julie  
Cole, Nae Nae  
Freeman, Shannon  
Meadowns, Laura  
Mosley, Karen  
Swarens, Julie



**#45**  
Manning, Shawn  
**Rice, Alyssa**  
Stoglin, Stephanie  
Upton, Laura



**#50**  
Bishop, Azia  
Croley, Bebe  
Garland, Sharon  
Higginbotham,  
Stephanie



**#51**  
Baker, Stephanie  
Jackson, Vonda  
Oden, Debra



**#52**  
Denkins, Kim  
Dowdell, Tammy  
Gray, Jennifer



**#53**  
Helm, SeSe  
Lukschu, Liz  
Manning, Shawn



**#55**  
Fogle, Tanya  
Proctor, Cathy  
Stevens, Angel

*Note: Some players wore multiple numbers over the course of their career, all numbers each individual wore are listed. Numbers begin 1978-present. The followings players' numbers were unavailable: Eagan (1978), Hurst (1978), Lykins (1978), Mountain (1989), and Rose (1983).*





# ALL-TIME KENTUCKY COACHES



## **SUE FEAMSTER • 1971-76 • 64-39 (62.1%)**

Sue Feamster became UK's first head women's basketball coach of the modern era when the program regained its varsity status in 1974. Women's basketball had been a varsity sport at UK from 1903 until 1925, when the University senate passed a bill abolishing the sport for being "too strenuous" for females. Feamster began coaching the UK women in 1971-72, when the squad earned a 10-3 record, and remained head coach as the squad rolled

up a 26-15 record over the next two seasons. After women's basketball became a varsity sport, Feamster helped the program to a fast start, passing along to incoming coach Debbie Yow a squad that included All-American Pam Browning, who still holds several spots in the UK record book, and standout Ceal Barry.



## **DEBBIE YOW • 1976-80 • 79-40 (66.4%)**

In the last year of her four seasons at Kentucky, Debbie Yow's Wildcats stormed to a 24-5 record and earned the school's first trip to the national playoffs — then the Association of Intercollegiate Women's Athletics Tournament. It was clear then that both Yow and the UK women's program were primed for success. And just as the Cats continued to earn postseason berths, Yow's career remained on the fast track as well. Yow enjoyed

a successful coaching stint at Florida and subsequent athletics administration positions at Florida and UNC-Greensboro. She then became Athletics Director at St. Louis, and from 1994-2010, was AD at Maryland. She served as president of the National Association of Collegiate Athletics Directors.



## **TERRY HALL • 1980-87 • 138-66 (67.6%)**

Terry Hall held the laudable distinction of being the winningest coach in UK women's basketball history as well as owning the best winning percentage of any coach to guide the program. Hall coached the Cats to seven straight winning seasons, starting with a 25-6 record and a trip to the second round of the AIAW national tournament before falling by one point to Maryland to end the 1980-81 season. The NCAA welcomed women's basketball into

its ranks the following year, and that historical season ended with the Cats falling to eventual national champion Louisiana Tech in the Midwest Regional finals on the Lady Techsters' home floor. After the Cats failed to make the NCAA tournament in 1986-87, Hall left coaching for the business sector. But three years later, she accepted the head coaching job at Wright State, where she coached for seven years before succumbing to cancer in 1997.



## **SHARON FANNING • 1987-95 • 134-97 (58%)**

Sharon Fanning guided the Cats through eight seasons and despite a dubious beginning that saw her squad record back-to-back losing seasons, she never suffered another losing season. In just her third year, Fanning coached the Wildcats to an impressive 23-8 record while also edging them into the top 25. UK won three tournament titles in 1989-90, including an 85-76 come-from-behind victory over Toledo in the NWIT Championship.

The following season, the Wildcats advanced to the NCAA Tournament, UK's first appearance in the Big Dance in five years. Prior to her stint at UK, Fanning was a graduate assistant at Tennessee and a head coach at UT-Chattanooga. Since leaving UK, she was the head coach at Mississippi State University before retiring following the 2011-12 season.



## **BERNADETTE MATTOX • 1995-2003 • 91-135 (40.2%)**

Bernadette Mattox spent eight seasons at the helm of the Wildcats basketball program. She began her coaching career at her alma mater, Georgia, but became a household name in Kentucky and across the nation when she was hired by former Wildcats coach Rick Pitino as the first female Division I assistant "bench" coach for a men's team in 1990. She was promoted to assistant athletics director at Kentucky for one year before taking over the

UK women's program in 1995. Her most notable season came in 1998-99, when she led the Cats to their first 20-plus win season and first appearance in the NCAA Tournament in nearly a decade. The Cats won their first NCAA Tournament game in 17 years, finished with a 21-11 overall record and captured seven wins in the SEC, the most conference wins in school history at the time. After leaving UK in 2003, Mattox served 10 seasons as an assistant coach for the WNBA's Connecticut Sun.



## **MICKIE DEMOSS • 2003-07 • 71-56 (55.9%)**

Mickie DeMoss will best be remembered as the architect who took over a struggling program in 2003 and in just a short amount of time rebuilt UK women's basketball back into a national contender. During her tenure the Wildcats participated in postseason play three consecutive seasons (one NCAA Tournament and two WNIT) and captured back-to-back 20-win seasons (2005-06 and 2006-07) for the first time since the 1989-90 and 1990-91 teams accomplished the feat. DeMoss was named the 2006 SEC Coach of the

Year, a UK first, after guiding the Wildcats to the NCAA Tournament for the first time in seven seasons. The Cats posted a 22-9 overall record in 2005-06, including a school-record nine conference wins and Kentucky made national headlines when it defeated No. 1 Tennessee in Rupp Arena. It was UK's first win over a top-ranked team in school history. DeMoss also drastically increased fan attendance, as UK ranked in the top three of the SEC and top 20 in the national average attendance poll all four of her seasons. UK went from averaging 1,694 fans prior to her arrival in 2003 to breaking the school record with 5,863 fans per game in her final season. Since leaving UK, DeMoss has served as an assistant coach at Texas, Tennessee, Louisiana Tech, LSU and for the WNBA's Indiana Fever. She was enshrined in the WBB Hall of Fame in 2018.



## **MATTHEW MITCHELL • 2007-PRES. • 256-117 (.686)**

Matthew Mitchell's teams are known for using three "winning tools" for success: honesty, hard work and discipline. So it's no surprise that six seasons into his tenure as head coach he became the winningest head coach in program history. Mitchell became Kentucky's head coach on April 23, 2007, when he was hired by Barnhart. An imaginative salesman, Mitchell presented a vision of Kentucky as a powerhouse program and a warm and loving family.

Year three (2009-10) was a pivotal season, as Mitchell was named SEC Coach of the Year for his remarkable job in turning around a team that went 16-16 overall, 5-9 in conference play a year prior, to an impressive 28-8 overall record in 2009-10. The Cats' 28 overall wins, including 11 in SEC play, represented a school record. UK finished second in the league despite being picked to finish 11th in the preseason polls. Mitchell's focus on the fundamentals and his "winning tools" is sure to bring continued success to his program that has reached new heights under his leadership. In his tenure in Lexington, UK has advanced to the SEC Tournament semifinals or better nine times. In 2012, Mitchell led UK to the SEC regular season championship, its first in 30 years. Under Mitchell, the Cats have finished top four in the SEC 10 times and have charted 25-plus wins six seasons. The Wildcats had a stretch of being ranked in the top 25 of the AP poll a school-record 132 consecutive weeks under Mitchell, who is in his 12th season in 2018-19.

## ALL-TIME WILDCAT COACHES

Year	Overall	SEC	Finish	Post-Season	Head Coach
1974-75	16-9	-	-	None	Sue Feamster
1975-76	13-12	-	-	None	Sue Feamster
1976-77	19-7	-	-	None	Debbie Yow
1977-78	23-12	-	-	AIAW, NWIT 3rd Rd	Debbie Yow
1978-79	13-16	-	-	None	Debbie Yow
1979-80	24-5	-	-	AIAW	Debbie Yow
1980-81	25-6	-	-	AIAW	Terry Hall
1981-82	24-8	-	-	NCAA Regionals	Terry Hall
1982-83	23-5	6-2	East 2nd	NCAA 1st Round	Terry Hall
1983-84	15-13	2-6	East 3rd	None	Terry Hall
1984-85	16-12	3-5	East 4th	None	Terry Hall
1985-86	18-11	4-5	6th	NCAA 1st Rd	Terry Hall
1986-87	17-11	3-6	7th	None	Terry Hall
1987-88	14-15	0-9	10th	None	Sharon Fanning
1988-89	12-16	3-6	8th	None	Sharon Fanning
1989-90	23-8	3-6	8th	NWIT Champions	Sharon Fanning
1990-91	20-9	4-5	5th	NCAA 1st Rd	Sharon Fanning
1991-92	16-14	5-6	6th	None	Sharon Fanning
1992-93	18-10	5-6	6th	None	Sharon Fanning
1993-94	17-11	5-6	7th	None	Sharon Fanning
1994-95	14-14	4-7	9th	None	Sharon Fanning
1995-96	8-19	2-9	12th	None	Bernadette Mattox
1996-97	8-19	2-10	10th	None	Bernadette Mattox
1997-98	13-15	5-9	8th	None	Bernadette Mattox
1998-99	21-11	7-7	7th	NCAA 2nd Rd	Bernadette Mattox
1999-00	15-14	5-9	9th	None	Bernadette Mattox
2000-01	6-21	2-12	12th	None	Bernadette Mattox
2001-02	9-20	1-13	12th	None	Bernadette Mattox
2002-03	11-16	4-10	9th	None	Bernadette Mattox
2003-04	11-17	3-11	11th	None	Mickie DeMoss
2004-05	18-16	4-10	10th	WNIT Final Four	Mickie DeMoss
2005-06	22-9	9-5	4th	NCAA 2nd Rd	Mickie DeMoss
2006-07	20-14	6-8	7th	WNIT 3rd Rd	Mickie DeMoss
2007-08	17-16	8-6	4th	WNIT Quarterfinals	Matthew Mitchell
2008-09	16-16	5-9	10th	WNIT 2nd Rd	Matthew Mitchell
2009-10	28-8	11-5	2nd	NCAA Elite Eight	Matthew Mitchell
2010-11	25-9	11-5	2nd	NCAA 2nd Rd	Matthew Mitchell
2011-12	28-7	13-3	1st	NCAA Elite Eight	Matthew Mitchell
2012-13	30-6	13-3	2nd	NCAA Elite Eight	Matthew Mitchell
2013-14	26-9	10-6	4th	NCAA Sweet 16	Matthew Mitchell
2014-15	24-10	10-6	T4th	NCAA 2nd Rd	Matthew Mitchell
2015-16	25-8	10-6	T4th	NCAA Sweet 16	Matthew Mitchell
2016-17	22-11	11-5	T3rd	NCAA 2nd Rd	Matthew Mitchell
2017-18	15-17	6-10	9th	None	Matthew Mitchell



# ALL-TIME KENTUCKY ASSISTANTS

Name	Years
Adeniyi Amadou	2014-2016
Andy Barnes	1987-89
Diane Beauchamp *	1977-78 (J.V.), 1978-80
Dorothy Jean Berry	1981-83
Robin Board	1983-85 (G.A.)
Karen Booker	1989-91
Assoc. Head Coach	1994-95
Lisa Bressman	1989-91
Dawn Bryant	1994-95
Meghan Burke	1998-01
<b>Niya Butts</b>	<b>2003-07, 2016-Pres.</b>
Assoc. Head Coach	<b>2007-08</b>
Ken Byrd	1995-97
Trey Clark	2001-03
Kerry Cremeans	1994-96 (G.A.)
Jane Dalton	1988-90 (G.A.)
Brandi Dunigan	1991-92 (S.A.)
Lin Dunn	2016-18
<b>Kyra Elzy</b>	<b>2008-2010</b>
Assoc. Head Coach	<b>2010-12, 2016-Pres.</b>
Myra Fishback	1991-92
Rick Griffith	1997-02
Scott Groninger	2002-03
Ilene Hauser	1990-94
Cindy Noble-Hauserman	1985-89
Jeff House	2013-2014
Matt Insell	2008-2013
Mike Kindred	1983-85
Jennifer Knoll	1992-94 (G.A.)
Mollie McClure	1996-98
Jerry McLaughlin	1989-94
Matthew Mitchell	2003-05
Donna Murphy	1985-87
Leslie Nichols	1996-2003
Lynn Norenberg	1981-83 (G.A.)
Wendy Palmer	2007-09
Carolyn Peck	1995-96
Shalon Pillow	2009-2014
Vonn Read	2005-08
Crystal Riley	2012-13 (S.A.)
Danielle Santos	2012-2014
<b>Amber Smith</b>	<b>2018-Pres.</b>
Pam Stackhouse	2003-07
Christian Stefanopoulos	2014
Tamika Williams	2014-2016
Camryn Whitaker	2015-2016

G.A.—Graduate Assistant; S.A.—Student Assistant

## Year-by-Year Assistant Coaches

\* First full-time women's assistant coach  
Note—Full-time assistants unless otherwise noted

### Yow Era

1977-78	Diane Beauchamp
1978-79	Diane Beauchamp
1979-80	Diane Beauchamp

### Hall Era

1980-81	Dorothy Jean (Dottie) Berry
1981-82	Dorothy Jean (Dottie) Berry, Lynn Norenberg
1982-83	Dorothy Jean (Dottie) Berry, Lynn Norenberg
1983-84	Mike Kindred, Robin Board
1984-85	Mike Kindred, Robin Board
1985-86	Cindy Noble-Hauserman, Donna Murphy
1986-87	Cindy Noble-Hauserman, Donna Murphy

### Fanning Era

1987-88	Andy Barnes, Cindy Noble-Hauserman
1988-89	Andy Barnes, Cindy Noble- Hauserman, Jane Dalton
1989-90	Jerry McLaughlin, Karen Booker, Jane Dalton, Lisa Bressman
1990-91	Jerry McLaughlin, Karen Booker, Ilene Hauser, Lisa Bressman
1991-92	Jerry McLaughlin, Myra Fishback, Ilene Hauser, Brandi Dunigan
1992-93	Jerry McLaughlin, Ilene Hauser, Jennifer Knoll
1993-94	Jerry McLaughlin, Ilene Hauser, Jennifer Knoll
1994-95	Karen Booker, Dawn Bryant, Kerry Cremeans

### Mattox Era

1995-96	Ken Byrd, Carolyn Peck, Kerry Cremeans
1996-97	Ken Byrd, Leslie Nichols, Mollie McClure
1997-98	Rick Griffith, Leslie Nichols, Mollie McClure
1998-99	Rick Griffith, Leslie Nichols, Meghan Burke
1999-2000	Rick Griffith, Leslie Nichols, Meghan Burke
2000-01	Leslie Nichols, Rick Griffith, Meghan Burke
2001-02	Leslie Nichols, Rick Griffith, Trey Clark
2002-03	Leslie Nichols, Scott Groninger, Trey Clark

### DeMoss Era

2003-04	Matthew Mitchell, Niya Butts, Pam Stackhouse
2004-05	Matthew Mitchell, Niya Butts, Pam Stackhouse
2005-06	Niya Butts, Vonn Read, Pam Stackhouse
2006-07	Niya Butts, Vonn Read, Pam Stackhouse

## Mitchell Era

2007-08	Niya Butts (Assoc. Head Coach), Wendy Palmer, Vonn Read
2008-09	Kyra Elzy, Matt Insell, Wendy Palmer
2009-10	Kyra, Elzy, Matt Insell, Shalon Pillow
2010-11	Kyra, Elzy (Assoc. Head Coach), Matt Insell, Shalon Pillow
2011-12	Kyra, Elzy (Assoc. Head Coach), Matt Insell, Shalon Pillow
2012-13	Matt Insell, Shalon Pillow, Danielle Santos
2013-14	Jeff House, Shalon Pillow, Danielle Santos
2014-15	Adeniyi Amadou, Christian Stefanopoulos, Tamika Williams
2015-16	Adeniyi Amadou, Camryn Whitaker Tamika Williams
2016-17	Kyra Elzy (Assoc. Head Coach), Niya Butts, Lin Dunn
2017-18	Kyra Elzy (Assoc. Head Coach), Niya Butts, Lin Dunn
2018-19	Kyra Elzy (Assoc. Head Coach), Niya Butts, Amber Smith




# ALL-TIME TEAMS



**1974-75**

**Back Row (L-R):** Janie Begley, Sally Bussell, Pam Browning, Karen Kidd, Liz March, Carol Mindell, Brenda Wheeler, Linda Finamore, Manager. **Front Row (L-R):** Coach Sue Feamster, Wendy Martin, Ceal Barry, Ann French Thomas, Laura Schwager, Susie Switzer, Pam Sullivan, Cynthia Douglas, Manager.




**1975-76**

**Back Row (L-R):** Coach Sue Feamster, Lisa Kidd, Brenda Wheeler, Cathy Galloway, Janet Timperman, Liz March, Terri Galloway, Ceal Barry, Teri Boyd, Debbie Mack, Manager Angie Williams. **Front Row (L-R):** Noreen White, Pam Browning, Karen Lewis, Melinda Warren, Kassie Kessinger, Sally Bussell.



**1976-77**

**Back Row (L-R):** Coach Debbie Yow, Debbie Oden, Karen Lewis, Laura Upton, Ann Deters, Janet Timperman, Pam Browning, Linda Edelman, Sharon Shipley (scorekeeper), Angie Williams (Statistician). **Front Row (L-R):** Mitzi Combs, Cathy Galloway, Teri Boyd, Ceal Barry, Debbie Mack.




**1977-78**

**Back Row (L-R):** Coach Debbie Yow, Maria Donhoff, Pam Browning, Laura Upton, Liz Lukschu, Jeannine Mjoseh, Janet Timperman, Assistant Coach Diane Beauchamp. **Front Row (L-R):** Manager Margaret LaFontaine, Debra Oden, Linda Edelman, Geri Grigsby, Debbie Mack, Terry Boyd, Mitzi Combs, Trainer Mimi Porter.




**1978-79**

**Back Row (L-R):** Coach Debbie Yow, Trainer Mimi Porter, Tanya Fogle, Liz Lukschu, Maria Donhoff, Debra Oden, Manager Margaret LaFontaine, Assistant Coach Diane Beauchamp. **Front Row (L-R):** Caroline Huelskoetter, Arlene Baluyut, Linda Edelman, Debbie Mack, Janet Timperman, Geri Grigsby, Denise Fetter, Bonnie Sizemore.




**1979-80**

**Back Row (L-R):** Trainer Mimi Porter, Coach Debbie Yow, Debra Oden, Sharon Garland, Maria Donhoff, Liz Lukschu, Valerie Still, Linda Edelman, Tanya Fogle, Manager Margaret LaFontaine, Assistant Coach Diane Beauchamp. **Front Row (L-R):** Van Harden, Cathy Barber, Geri Grigsby, Patty Jo Hedges, Lea Wise, Lori Edgington.



**1980-81**

**Back Row (L-R):** Trainer Mimi Porter, Coach Terry Hall, Kathy Lokie, Maria Donhoff, Jody Runge, Liz Lukschu, Valerie Still, Tanya Fogle, Assistant Coach Dottie Berry, Graduate Assistant Margaret LaFontaine. **Front Row (L-R):** Beth Kogoy, Lynette Lewis, Lori Edgington, Patty Jo Hedges, Lea Wise, Lisa Collins.




**1981-82 • SEC Champions**

**Back Row (L-R):** Coach Terry Hall, Graduate Assistant Lynn Norenberg, Kathy Lokie, Valerie Still, Jody Runge, Grace Odrick, Terri Naiser, Tanya Fogle, Assistant Coach Dottie Berry, Trainer Mimi Porter. **Front Row (L-R):** Manager Michele Oberst, Lisa Collins, Donna Martin, Patty Jo Hedges, Lori Edgington, Lea Wise, Diane Stephens, Manager Gary Loyd.



# ALL-TIME TEAMS



**1982-83**

**Back Row (L-R):** Assistant Coach Dottie Berry, Trainer Sue Stanley, Terri Naiser, Valerie Still, Jody Runge, Sally Loughton, Karen Mosley, Leslie Nichols, Lisa Collins, Graduate Assistant Lynn Norenberg, Coach Terry Hall. **Front Row (L-R):** Diane Stephens, Donna Martin, Patty Jo Hedges, Lea Wise, Audre Andrew, Lynnette Lewis.



**1983-84**

**Back Row (L-R):** Coach Terry Hall, Graduate Assistant Robin Board, Leslie Nichols, Debbie Miller, Karen Mosley, Melanie Warren, Jody Runge, Melissa Napier, Assistant Coach Mike Kindred, Volunteer Assistant Patty Jo Hedges, Trainer Sue Stanley. **Front Row (L-R):** Sandy Harding, Julie Duerring, Lisa Collins, Lynnette Lewis, Diane Stephens and Donna Martin.



**1984-85**

**Back Row (L-R):** Graduate Assistant Robin Board, Assistant Coach Mike Kindred, Laurie Hudgens, Shelly Miller, Michelle Smith, Melanie Warren, Karen Mosley, Debbie Miller, Coach Terry Hall. **Front Row (L-R):** Nancy Cowan, Monique Tarantini, Michele Pennie, Leslie Nichols, Diane Stephens, Belitta Croley, Sandy Harding.




**1985-86**

**Back Row (L-R):** Coach Terry Hall, Trainer Sue Stanley, Laurie Hudgens, Shelly Miller, Karen Mosley, Melanie Warren, Debbie Miller, Leslie Nichols, Assistant Coach Cindy Noble, Assistant Coach Donna Murphy. **Front Row (L-R):** Michele Pennie, Monique Tarantini, Pam Shrum, Jodie Whitaker, Bebe Croley, Lynne Elbert, Sandy Harding.




**1986-87**

**Back Row (L-R):** Assistant Coach Cindy Hauserman, Assistant Coach Donna Murphy, Lynne Elbert, Pam Shrum, Laurie Hudgens, Shannon Freeman, Melanie Warren, Davitria Harrell, Debbie Miller, Bebe Croley, Coach Terry Hall, Trainer Sue Stanley. **Front Row (L-R):** Kris Miller, Monique Tarantini, Michele Pennie, Lora Spencer, Mary Jane White, Jodie Whitaker, Sandy Harding.



**1987-88**

**Back Row (L-R):** Trainer Sue Stanley, Assistant Coach Cindy Noble Hauserman, Beth Ousley, Pam Shrum, Angel Stevens, Davitria Harrell, Shannon Freeman, Lora Spencer, Debbie Hoskins, Julie Whitaker, Assistant Coach Andy Barnes, Coach Sharon Fanning. **Front Row (L-R):** Kris Miller, Mary Jane White, Monique Tarantini, Michele Pennie, Bebe Croley, Jodie Whitaker, Tracye Davis.



**1988-89**

**Back Row (L-R):** Publicist Rena Vicini, Manager Jenn Holman, Assistant Coach Andy Barnes, Assistant Coach Cindy Noble, Mary Custard, Pam Shrum, Angel Stevens, Lora Spencer, Vanessa Foster-Sutton, Jamie Hobgood, Stacy McIntyre, Coach Sharon Fanning, Trainer Sue Stanley, Graduate Assistant Jane Dalton, Manager Sharon McCauley. **Front Row (L-R):** Kris Miller, Malinka Salhi, Theresa Stewart, Jodie Whitaker, Ruth Mountain, Kristi Cushenberry, Tracye Davis.



**1989-90 • WNIT Champions**

**Back Row (L-R):** Assistant Coach Karen Booker, Graduate Assistant Lisa Bressman, Graduate Assistant Jane Dalton, Assistant Coach Jerry McLaughlin, Mia Daniel, Vanessa Foster-Sutton, Cathy Proctor, Lisa Ellis, Patressa Leonard, Josh Mills, Trainer Sue Stanley, Manager Susan Crabtree, Manager Tracy Livingston, Coach Sharon Fanning. **Front Row (L-R):** Kris Miller, Stacy McIntyre, Tracye Davis, Kristi Cushenberry, Tammy Dowdell, Jennifer Johnson, Malinka Salhi.



# ALL-TIME TEAMS



**1990-91**

**Back Row (L-R):** Graduate Assistant Ilene Hauser, Graduate Assistant Lisa Bressman, Jennifer Gray, Christe Jordan, Cathy Proctor, Tedra Eberhart, Coach Sharon Fanning, Jocelyn Mills, Rebekah Reasor, Tiundra Love, Pattressa Leonard, Assistant Coach Karen Booker, Assistant Coach Jerry McLaughlin. **Front Row (L-R):** Trainer Lucrezia Hunter, Manager Mia Daniel, Stacy McIntyre, Jamie Hobgood, Tracey Davis, Kristi Cushenberry, Kayla Campbell, Karen Killen, Manager Jennifer Johnson, Manager Stacy Buzzanca.




**1991-92**

**Back Row (L-R):** Publicist Gail Dent, Assistant Coach Jerry McLaughlin, Assistant Coach Myra Fishback, Jocelyn Mills, Cathy Proctor, Christe Jordan, Karri Koach, Coach Sharon Fanning, Jennifer Gray, Pattressa Leonard, Tiundra Love, Mia Daniel, Student Asst. Brandi Dunigan, Trainer Kim Bartley, Graduate Asst. Ilene Hauser. **Front Row (L-R):** Mgr. Kevin Quatman, Manager Diana Pardee, Stacey Reed, Kayla Campbell, Rebekah Reasor, Stacy McIntyre, Kristi Cushenberry, Tedra Eberhart, Karen Killen, Mgr. Stacy Buzzanca, Trainer Charlie Penny.




**1992-93**

**Back Row (L-R):** Manager Sherri Hammons, Graduate Assistant Jennifer Kroll, Coach Jerry McLaughlin, Christina Jansen, Christe Jordan, Karri Koach, Coach Sharon Fanning, Jennifer Gray, Becky McKinley, Julie Swarens, Coach Ilene Hauser, Manager Nancy Eckland, Graduate Trainer Heidi Britten. **Front Row (L-R):** Manager Steven Duanhoo, Student Trainer Ericka Kennedy, Stacey Reed, Kayla Campbell, Cathy Proctor, Jocelyn Mills, Mia Daniel, Tedra Eberhart, Manager Brandi Dunigan, Manager Kevin Quatman.



**1993-94**

**Back Row (L-R):** Publicist Gail Dent, Grad. Asst. Trainer Jennifer Wheeler, Student Trainer Jennifer Stewart, Academic Asst. Ester Cruz, Chrissy Roberts, Lyssa Simpson, Anne Sarkalahti, Karri Koach, Keeoma Warford, Stephanie Higginbotham, Stephanie Baker, Mgr Steven Duanhoo, Mgr Nancy Eckland, Mgr Jeanna Wagner, Staff Asst. Lee Reedy. **Front Row (L-R):** Coach Sharon Fanning, Asst. Coach Jerry McLaughlin, Stacey Reed, Tedra Eberhart, Kayla Campbell, Jennifer Gray, Christe Jordan, Christiana Jansen, Julie Swarens, Asst. Coach Ilene Hauser, Grad. Asst. Coach Jennifer Kroll.



**1994-95**

**Back Row (L-R):** Assistant Coach Karen Booker, Shaundra Roberts, Keeoma Wardford, Kim Denkins, Anne Sarkalahti, Vonda Jackson, Latasha Peterson, Stephanie Higginbotham, Assistant Coach Dawn Bryant. **Front Row (L-R):** Coach Sharon Fanning, Kristie Combs, Christina Jansen, Stephanie Baker, Karri Koach, Stacey Reed, Julie Swarens-Beickman, Chrissy Roberts, Graduate Assistant Kerry Cremeans.



**1995-96**

**Back Row (L-R):** Assistant Coach Ken Byrd, Assistant Coach Carolyn Peck, Shawn Manning, Marcia Webb, Kim Denkins, Vonda Jackson, Carmen Greenfield, Assistant Coach Kerry Cremeans, Coach Bernadette Locke-Mattox. **Front Row (L-R):** Domonique Mitchell, Tiffany Wait, Christina Jansen, Julie Swarens-Beickman, Shaundra Roberts, Torri Tillman.



**1996-97**


**Back Row (L-R):** Assistant Coach Ken Byrd, Coach Bernadette Mattox, Tiffany Wait, Kim Denkins, Katie Vieth, Vonda Jackson, Shawn Manning, Assistant Coach Leslie Nichols, Assistant Coach Mollie McClure. **Front Row (L-R):** Natalie Martinez, Nikki Hay, Shaundra Roberts, Robyn Embry, Patrice Boyd.



**1997-98**

**Back Row (L-R):** Coach Bernadette Mattox, Assistant Coach Rick Griffith, Stephanie Christman, Vonda Jackson, Katie Vieth, Kim Denkins, Laura Meadows, Assistant Coach Millie McClure, Assistant Coach Leslie Nichols. **Front Row (L-R):** Natalie Martinez, Natasha Ross, Tiffany Wait, Nikki Hay, Patrice Boyd, Jaye Barnes, Kenya Young.

# ALL-TIME TEAMS



**1998-99**

**Back Row (L-R):** Coach Bernadette Mattox, Assistant Coach Leslie Nichols, Katie Vieth, Shantia Owens, Laura Meadows, Tanesha Seaton, Stephanie Christman, Assistant Coach Meghan Burke, Assistant Coach Rick Griffith. **Front Row (L-R):** Natalie Martinez, Rae Keith, Carolyn Alexander, Tiffany Wait, Jaye Barnes, Kenya Young, Erica Jackson, LaTonya McDole.



**1999-00**

**Back Row (L-R):** Assistant Coach Rick Griffith, Assistant Coach Leslie Nichols, Tanesha Seaton, Shantia Owens, Katie Vieth, Laura Meadows, Stephanie Christman, LaTonya McDole, Assistant Coach Meghan Burke, Coach Bernadette Mattox. **Front Row (L-R):** Nikki Young, Natalie Martinez, Carolyn Alexander, Tiffany Wait, Melissa Langelier, Erica Jackson, Rita Adams.



**2000-01**

**Back Row (L-R):** Trainer Amy Plas Marlin, Assistant Coach Meghan Burke, Assistant Coach Rick Griffith, Assistant Coach Leslie Nichols, Strength and Conditioning Graduate Assistant Jason Nehring. **Middle Row (L-R):** Shareon "Niecee" Patterson, Shambriica Jones, Aisha Bonets, Selia Helm, LaTonya McDole, Alvine Mendeng. **Front Row (L-R):** Danyelle Payne, Dasieka Hawthorne, Nikki Young, Coach Bernadette Mattox, Rita Adams, Kristin Connoly, Stephanie Stoglin.



**2001-02**

**Back Row (L-R):** Trainer Amy Marlin, Assistant Coach Trey Clark, Assistant Coach Rick Griffith, Assistant Coach Leslie Nichols, Strength and Conditioning Graduate Asst. Jason Nehring. **Middle Row (L-R):** Danyelle Payne, Shambriica Jones, Keiko Miller-Tate, Selia Helm, LaTonya McDole, Alvine Mendeng, Jenerrie Everette, Stephanie Stoglin. **Front Row (L-R):** Dasieka Hawthorne, Sara Potts, Coach Bernadette Mattox, Kristin Connoly, Rita Adams.



**2002-03**

**Back Row (L-R):** Trainer Pam Waller, Assistant Coach Trey Clark, Assistant Coach Scott Groninger, Assistant Coach Leslie Nichols, Strength and Conditioning Graduate Asst. Jason Nehring. **Middle Row (L-R):** Kristen Grassi, Jenerrie Everette, Keiko Tate, Jennifer Humphrey, Selia Helm, Stephanie Stumbo (not pictured), Shambriica Jones, Danyelle Payne. **Front Row (L-R):** Jenny Pfeiffer, Rita Adams, Coach Bernadette Mattox, Sara Potts, Racquel Ellis.



**2003-04**

**Back Row (L-R):** Afton Perry, Jennifer Goin, Keiko Tate, Jennifer Humphrey, Selia Helm, Jenerrie Everette, Shambriica Jones, Stephanie Stumbo, E'Lisa Ladson. **Front Row (L-R):** Assistant Coach Matthew Mitchell, Coach Mickie DeMoss, Angela Phillips, Nastassia Alcius, Danyelle Payne, Jenny Pfeiffer, Sara Potts, Racquel Ellis, Assistant Coach Niya Butts, Assistant Coach Pam Stackhouse.



**2004-05**

**Back Row (L-R):** Chante' Bowman, Keiko Tate, Eleia Roddy, Jennifer Humphrey, Sarah Elliott, Afton Perry, Stephanie Stumbo, Sade Buley. **Front Row (L-R):** Assistant Coach Matthew Mitchell, Coach Mickie DeMoss, Angela Phillips, Nastassia Alcius, Danyelle Payne, Sara Potts, Samantha Mahoney, Assistant Coach Pam Stackhouse, Assistant Coach Niya Butts.



**2005-06**

**Back Row (L-R):** LaQwsha "Moe" Gamble, Jenn'e Jackson, Jennifer "Lanky" Humphrey, Sarah Elliott, Eleia Roddy, Afton Perry, Stephanie Stumbo, Chante' Bowman. **Front Row (L-R):** Assistant Coach Vonn Read, Head Coach Mickie DeMoss, Carly Ormerod, Oreonna Taylor, Samantha Mahoney, Nastassia Alcius, Jenny Pfeiffer, Assistant Coach Pam Stackhouse, Assistant Coach Niya Butts.



# ALL-TIME TEAMS



**2006-07**

**Back Row (L-R):** Brittany Edelen, Jenn'e Jackson, Jennifer Humphrey, Sarah Elliott, Eleia Roddy, Lydia Watkins, Amani Franklin.  
**Front Row (L-R):** Assistant Coach Vonn Read, Head Coach Mickie DeMoss, Carly Ormerod, Chant'e Bowman, Nastassia Alicus, Samantha Mahoney, Jenny Pfeiffer, Moe Gamble, Assistant Coach Pam Stackhouse, Assistant Coach Niya Butts.



**2007-08**

**Back Row (L-R):** Christian Stefanopoulos (Video Coordinator), Leslie Lusk (Student Trainer), Melinda Redinger (Mgr.), Stephanie Tracey-Simmons (Strength Coach), Tricia Matsyak (Head Trainer), Katie Kaiser (Mgr.), Beth Davis (Administrative Assistant).  
**Middle Row (L-R):** Assistant Coach Wendy Palmer, Assistant Coach Vonn Read, Lydia Watkins, Jenn'e Jackson, Eleia Roddy, Sarah Elliott, Catina Bett, Amani Franklin, Victoria Dunlap, (Assoc. Head Coach Niya Butts), Pam Stackhouse (Asst. AD/Women's Basketball), Matthew Mitchell (Head Coach). **Front Row (L-R):** Brittany Edelen, Amber Smith, Carly Ormerod, Chant'e Bowman, Samantha Mahoney, Carly Morrow, Ali Lomax, Chelsea Chowning.



**2008-09**

**Back Row (L-R):** Lindsay Halligan (Mgr.), Dr. Robert Hosey (Team Doctor), Dean DiMarco (Mgr.), Melinda Redinger (Mgr.), Stephanie Tracey-Simmons (Strength Coach), Tricia Matsyak (Head Trainer), David Stefanopoulos (Mgr.), Donovan Rogers (Mgr.), Angelique Moss (Student Trainer). **Middle Row (L-R):** Pam Stackhouse (Asst. AD/Women's Basketball), Sarah Rowe, Amani Franklin, Jenn'e Jackson, Jackie Sanders, Catina Bett, Eleia Roddy, Lydia Watkins, Victoria Dunlap, Rebecca Gray, Keyla Snowden, Christian Stefanopoulos (Video Coordinator). **Front Row (L-R):** Assistant Coach Kyra Elzy, Matthew Mitchell (Head Coach), Brittany Edelen, Carly Ormerod, Amber Smith, Carly Morrow, Assistant Coach Matt Insell, Assistant Coach Wendy Palmer.



**2009-10**

**Back Row (L-R):** Stephanie Campbell (Admin. Assistant), Brian Sensibaugh (Mgr.), B.J. Hazelwood (Mgr.), Stephanie Tracey-Simmons (Strength Coach), Christian Stefanopoulos (Video Coordinator), Donovan Rogers (Mgr.), David Stefanopoulos (Mgr.), Amy Tilley (Recruiting Assistant). **Middle Row (L-R):** Assistant Coach Matt Insell, Assistant Coach Sharon Pillow, Amani Franklin, Brittany Henderson, Anna Cole, Lydia Watkins, Victoria Dunlap, Assistant Coach Kyra Elzy, Pam Stackhouse (Asst. AD/Women's Basketball). **Front Row (L-R):** A'dia Mathies, Rebecca Gray, Crystal Riley, Matthew Mitchell (Head Coach), Amber Smith, Carly Morrow, Keyla Snowden. (Not pictured: Bernisha Pinkett)



**2010-11**

**Back Row (L-R):** Kyra Elzy (Associate Head Coach), Sarah Gerichs (Student Athletic Trainer), Karen Hewitt (Video Coordinator), Stephanie Campbell (Admin. Assistant), Nikki Stewart (Recruiting Assistant), Phillip Smith (Mgr.), David Stefanopoulos (Mgr.), Brian Sensibaugh (Mgr.), Donovan Rogers (Mgr.), Sharon Pillow (Assistant Coach). **Middle Row (L-R):** Assistant Coach Matt Insell, Stephanie Tracey-Simmons (Strength Coach), Amber Smith, Carly Morrow, Brittany Henderson, Samantha Drake, Sarah Beth Barnett, Victoria Dunlap, A'dia Mathies, Courtney Jones (Senior Athletic Trainer), Pam Stackhouse (Asst. AD/Women's Basketball). **Front Row (L-R):** Maegan Conwright, Jennifer O'Neill, Crystal Riley, Matthew Mitchell (Head Coach), Keyla Snowden, Bernisha Pinkett, Kastine Evans.



**2011-12**

**Back Row (L-R):** Sarah Gerichs (Student Athletic Trainer), Amy Tilley (Staff Support Associate), Karen Hewitt (Video Coordinator), Angela Schoenherr (Staff Support Associate), Stephanie Tracey-Simmons (Strength & Conditioning Coach), Courtney Jones (Senior Athletic Trainer), Kalee Robertson (Mgr.), Rachel Smith (Mgr.), Storm Dickerson (Mgr.). **Middle Row (L-R):** Brian Sensibaugh (Mgr.), Kevin Stewart (Mgr.), Kastine Evans, Maegan Conwright, Brittany Henderson, DeNesha Stallworth, Samantha Drake, Azia Bishop, Samarie Walker, Bra'Shey Ali, Bria Goss, Donovan Rogers (Mgr.), David Stefanopoulos (Mgr.). **Front Row (L-R):** Ukari Figgs (Asst. AD/Women's Basketball), Kyra Elzy (Associate Head Coach), Bernisha Pinkett, Crystal Riley, Amber Smith, Matthew Mitchell (Head Coach), Keyla Snowden, Jennifer O'Neill, A'dia Mathies, Matt Insell (Assistant Coach), Sharon Pillow (Assistant Coach).



## ALL-TIME TEAMS



**2012-13**

**Back Row (L-R):** Morgan Jett (Mgr.), Amy Tilley (Staff Support Associate), Courtney Jones (Senior Athletic Trainer), Angela Schoenherr (Staff Support Associate), Tiffany Hayden (Academic Counselor), Brian Sensibaugh (Mgr.), Brice Littlepage (Mgr.), Justin McKinley (Mgr.), Storm Dickerson (Mgr.), **Middle Row (L-R):** Bob Dunn (Video Coordinator), Crystal Riley (Student Assistant), Shalon Pillow (Assistant Coach), Danielle Santos (Assistant Coach), Brittany Henderson, Jelléah Sidney, Denesha Stallworth, Samantha Drake, Azia Bishop, Samarie Walker, Maegan Conwright, Matt Insell (Assistant Coach), Ukari Figgs (Asst. AD/Women's Basketball), Stephanie Tracey-Simmons, Strength & Conditioning Coach. **Front Row (L-R):** Bernisha Pinkett, Jennifer O'Neill, Bria Goss, Matthew Mitchell (Head Coach), A'dia Mathies, Kastine Evans and Janee Thompson.



**2013-14**

**Back Row (L-R):** Danielle Santos (Assistant Coach), Jeff House (Assistant Coach), Shalon Pillow (Assistant Coach), Storm Dickerson (Mgr.), Morgan Jett (Mgr.), Brice Littlepage (Mgr.), Tiffany Hayden (Academic Counselor), Justin Mathis (Mgr.), Courtney Jones (Senior Athletic Trainer), Beth Price (Staff Support Associate), Amy Tilley (Administrative Support Associate). **Middle Row (L-R):** Bob Dunn (Video Coordinator), Kyvin Goodin-Rogers, Jelléah Sidney, DeNesha Stallworth, Samantha Drake, Azia Bishop, Samarie Walker, Bernisha Pinkett, Ukari Figgs (Asst. AD/Women's Basketball), John Spurlock (Strength & Conditioning Coach), Crystal Riley (Staff Support Associate). **Front Row (L-R):** Linnae Harper, Bria Goss, Kastine Evans, Matthew Mitchell (Head Coach), Jennifer O'Neill, Janee Thompson, Makayla Epps.



**2014-15**

**Back Row (L-R):** Morgan Jett (Mgr.), Abby Newton (Student Athletic Trainer), Courtney Jones (Senior Athletic Trainer), Beth Price (Staff Support Associate), John Spurlock (Strength & Conditioning Coach), Tiffany Hayden (Academic Counselor), Will Alton (Video Coordinator), Eric Huster (Mgr.), Alex Day (Mgr.), **Middle Row (L-R):** Amani Franklin (Staff Support Associate), Crystal Riley (Staff Support Associate), Tamika Williams (Assistant Coach), Christian Stefanopoulos (Assistant Coach), **Back Row (L-R):** Alyssa Rice, Jelléah Sidney, Alexis Jennings, Ivana Jakubcova, Azia Bishop, Kyvin Goodin-Rogers, Adeniyi Amadou (Assistant Coach), Amy Tilley (Asst. AD/Women's Basketball), Kortez Wilson (Equipment Mgr.), Storm Dickerson (Mgr.). **Front Row (L-R):** Jaycee Coe, Janee Thompson, Bria Goss, Head Coach Matthew Mitchell, Jennifer O'Neill, Linnae Harper, Makayla Epps.



**2015-16**

**Back Row (L-R):** Alex Day (Mgr.), Mitchell Long (Mgr.), Camryn Whitaker (Assistant Coach), Tamika Williams-Jeter (Assistant Coach), Allison King (Mgr.), Torian Akins (Mgr.), Courtney Jones (Athletic Trainer), Beth Price (Staff Support Associate), John Spurlock (Strength & Conditioning), Tiffany Hayden (Academic Counselor), Will Alton (Video Coordinator), Morgan Jett (Mgr.), Kim Troxall (Creative Director), Kortez Wilson (Equipment Manager), Adeniyi Amadou (Assistant Coach), Amani Franklin (Staff Support Associate). **Middle Row (L-R):** Morgan Rich, Evelyn Akhator, Alyssa Rice, Ivana Jakubcova, Alexis Jennings, Batouly Camara, Kyvin Goodin-Rogers, Makenzie Cann. **Front Row (L-R):** Maci Morris, Chrishae Rowe, Janee Thompson, Matthew Mitchell (Head Coach), Linnae Harper, Makayla Epps, Taylor Murray.



**2016-17**

**Back Row (L-R):** Rachel Potter, Ogechi Anyagaligbo, Evelyn Akhator, Alyssa Rice, Makenzie Cann, LaShae Halsel **Front Row (L-R):** Paige Poffenberger, Jessica Hardin, Taylor Murray, Matthew Mitchell (Head Coach), Makayla Epps, Jaida Roper, Maci Morris



**2017-18**

**Front Row (L-R):** Kameron Roach, Amanda Paschal, Jessica Hardin, Matthew Mitchell (Head Coach), Taylor Murray, Maci Morris, Jaida Roper; **Middle Row (L-R):** Kortez Wilson (Equipment Manager), Amber Smith (Director of Player Development), Niya Butts (Assistant Coach), Paige Poffenberger, KeKe McKinney, Tatyana Wyatt, Alyssa Rice, Dorie Harrison, Ogechi Anyagaligbo, Makenzie Cann, LaShae Halsel, Lin Dunn (Assistant Coach), Kyra Elzy (Associate Head Coach), Amy Tilley (Director of Operations); **Back Row (L-R):** Austin Painter (Manager), Zach Earls (Manager), Braxton Whitney (Manager), Beth Price (Staff Support Assistant), Courtney Jones (Athletic Trainer), Tiffany Hayden (Academic Counselor), John Spurlock (Strength Coach), Daniel Boice (Coaching Video Coordinator), Jennifer Heersche (Staff Support Assistant), Rachael Blackburn (Manager), Allison King (Manager), Kim Troxall (Creative Director)

## ALL-TIME ROSTER BY PREVIOUS COLLEGE/UNIVERSITY

- 1982-83** Terri Naiser – Hanover College
- 1985-86** Shelly Miller – Penn St. (played volleyball)
- 1989** Mary Custard – Lees Junior College  
Ruth Ann Mountain – Lees Junior College  
Theresa Stewart – Lees Junior College
- 1989-90** Vanessa Foster-Sutton – Truett-McConnell JC  
Malinka Salhi – Independence Junior College  
Lisa Ellis – Oregon St., Long Beach St.
- 1991-92** Rebekah Reasor – Chowah Junior College
- 1993-95** Stephanie Baker – Sullivan Junior College
- 1997-98** Nikki Hay – Northeastern Oklahoma Junior College
- 1998-99** Jaye Barnes – Florida Community College
- 1999** Rae Keith – Cincinnati St. Community College
- 1999-00** Erica Jackson – Central Florida Community College  
Shantia Owens – Trinity Valley Community College
- 2002** Shareon Patterson – Pensacola Junior College
- 2003-04** Racquel Ellis – Cincinnati St. Community College  
Kristen Grassi – Hill Junior College  
Samantha Newton – Wabash Valley Junior College
- 2004** E'Lisa Ladson – Wesleyan College (Ga.)
- 2004-07** Nastassia Alcuis – Dayton
- 2008** Chelsea Chowning – Xavier
- 2009-10** Rebecca Gray – North Carolina  
Jackie Sanders – Gulf Coast Community College
- 2009-12** Keyla Snowden – Akron; Crystal Riley – LSU
- 2012-14** Samarie Walker – Connecticut; DeNesha Stallworth – California
- 2013-15** Jelléah Sidney – Chipola Junior College
- 2014-16** Ivana Jakubcova – Murray State College
- 2015-17** Evelyn Akhator – Chipola Junior College
- 2016-17** Makenzie Cann – Cincinnati; Ogechi Anyagaligbo – Stony Brook  
Jessica Hardin – Bellarmine;
- 2017-18** Makenzie Cann – Cincinnati; Ogechi Anyagaligbo – Stony Brook  
Jessica Hardin – Bellarmine; Amanda Paschal – Gulf Coast State College  
Ogechi Anyagaligbo – Stony Brook; Nae Nae Cole – NC State; Sabrina Haines – Arizona State; Amanda Paschal - Gulf Coast State College





# CATS IN THE PROFESSIONAL/INTERNATIONAL RANKS



### Evelyn Akhator

Dallas Wings, 2017  
 Dynamo NR (Russia), 2017-18  
 Besiktas (Turkey), 2018-19

### Azia Bishop

Ses Okullari 55 Genclik (Turkey), 2015-16  
 TS Ostrovia Ostrow (Poland), 2016-17  
 Kastamonu Basketbol (Turkey), 2017-18  
 Ferko Ilgaz (Turkey), 2017-18

### Victoria Dunlap

Washington Mystics (WNBA), 2011-2012  
 Ankara (Turkey), 2011  
 Hapoel Rishon Lezion (Israel), 2012  
 Seattle Storm (WNBA), 2012  
 Sport León (Spain), 2015  
 Aros Leon Cuna del Parlemetarismo, 2016

### Makayla Epps

Chicago Sky, 2017  
 Hoops (Lebanon), 2017-18

### Kastine Evans

Leicester Riders (England), 2014-15

### Amani Franklin

BC Nokia (Finland), 2012-2013  
 TG 1889 Sandhausen (Germany), 2011-2012  
 TSV Amicitia Viernheim (Germany), 2010-2011

### Bria Goss

Hyvinkaan Ponteva (Finland), 2015-2016  
 Maccabi Raanana (Israel), 2017-2018

### Jennifer Humphrey

Basket Landes (France), Sept. 2011-2013  
 Basket Landes (France), Oct. 2010 - May 2011  
 Calais (France), Sept. 2009 - April 2010  
 Basket Landes (France), Jan. 2009 - April 2009  
 Maccabi Bnot Ashod (Israel), Oct. 2008 - Dec. 2008  
 Lodz (Poland), Oct. 2007 - April 2008

### A'dia Mathies

Los Angeles Sparks (WNBA), 2013-14  
 Ramat Hasharon (Israel) 2014-15

### Jennifer O'Neill

Minnesota Lynx (WNBA), 2015  
 Hapoel Rishon Le-Zion (Israel), 2015-16  
 Artego Bydg. (Poland), 2017-2018  
 Sparta&K MR (Russia), 2018-19

### Shantia Owens

Miami Sol (WNBA), 2000  
 Charlotte Sting (WNBA), 2000-2002  
 Gran Canaria (Spain), 2000  
 Ensino (Spain), 2000  
 Mersin (Turkey), 2006  
 Boa Viagem (Portugal), 2007  
 Odra Brzeg (Poland), 2007-2008

### Eleia Roddy

Ensino (Spain), 2010

### Valerie Still

Columbus Quest (APL), 1996-99  
 Washington Mystics (WNBA), 1999  
 Orlando Miracle (WNBA), 2002,  
 Assistant Coach  
 Washington Mystics (WNBA), 2001,  
 Assistant Coach  
 GBC Milano (Italy), 1983-1985  
 GEAS/ Spagetti Express Sesto San Giovanni  
 Italy), 1985-1988  
 Nuvenia Magenta (Italy), 1988-1990  
 Pool Comense Como (Italy), 1990-1991



Sireg Alzate Brianza (Italy), 1991-1992  
 Conad Cesena (Italy), 1992-1993  
 Famila Schio (Italy), 1994

### DeNesha Stallworth

Stadium Casablanca (Spain), 2014-2015  
 Universitario de Ferrol (Spain), 2015  
 SEQ Basketball (Australia), 2015-16  
 Canberra Capitals (Australia), 2016  
 TS Wisla Krakow (Poland), 2016  
 Artego Bydgoszcz (Poland), 2016-17  
 Sparta&K MR (Russia), 2018-19

### Janee Thompson

SV Halle Lions, 2017  
 Mark (Sweden), 2017-18  
 Piestanske C. (Slovakia), 2018-19

### Tiffany Wait

Orlando Miracle (WNBA), 2000-2002

### Samarie Walker

Stadium Casablanca (Spain), 2014-2015  
 Mann Filter Zaragoza (Spain), 2015  
 Gran Canaria (Spain), 2015  
 Gladstone Port City Power (Australia), 2015  
 Sudova-Mantinga Marijampole (Lithuania), 2016  
 Visby Ladies (Sweden), 2016-17  
 Catz (SM-sarja) (Finland), 2017-18



## KENTUCKY IN THE WNBA DRAFT

### 2017 WNBA DRAFT

Evelyn Akhator . . . . . Dallas Wings  
 1st round (3rd pick overall)  
 Makayla Epps . . . . . Chicago Sky  
 2nd round (33rd pick overall)

### 2014 WNBA Draft

DeNesha Stallworth . . . . . Connecticut Sun  
 3rd round (25th pick overall)

### 2013 WNBA Draft

A'dia Mathies . . . . . Los Angeles Sparks  
 1st round (10th pick overall) - *Highest pick in program history*

### 2011 WNBA Draft


Victoria Dunlap . . . . . Washington Mystics  
 1st round (11th pick overall)

### 2000 WNBA Draft

Shantia Owens . . . . . Phoenix Mercury  
 4th round (53rd pick overall)\*  
 \*Did not play for team that drafted her

### Professional Awards/Honors

- 1997, ABL Finals MVP, Valerie Still, Columbus Quest
- 1998, ABL Finals MVP, Valerie Still, Columbus Quest
- All-ABL Team (top 10 players in the ABL League), Valerie Still
- 8-time Italian League All-Star, Valerie Still





## CATS REPRESENT AMERICA




**Patty Jo Hedges (1983)**  
Hedges was a member of the silver medal winning 1983 USA World Championship Team which compiled a 6-2 record in Sao Paulo, Brazil. Hedges was also a member of the gold medal winning 1983 Junior Pan American Games, which registered a perfect 5-0 record in Caracas, Venezuela.



**Rhyne Howard (2018)**  
Rhyne Howard scored five points with four rebounds, four assists and two blocks to lead the USA U18 Team to the 2018 FIBA Americas U18 Championship gold medal with a 84-60 victory over Canada on Tuesday. Howard was named the Tournament's Most Valuable Player at the end of the event. Howard shined in every game of the tournament, starting with six points, two rebounds, one assist and a steal vs. Argentina before seven points with eight rebounds, three assists,


two blocks and a steal vs. Chile. In the final game of pool play vs. Puerto Rico, Howard had 11 points with six rebounds, six steals and one assist. The guard continued to play well in the elimination rounds with eight points, six rebounds, four assists, two blocks and a steal in the quarterfinals vs. El Salvador before 14 points, including 4-of-7 from long range with five assists, two blocks and two steals against Colombia. She locked up the top honor after her performance vs. Canada.



**Bebe Croley (1985, 86)**  
Croley represented UK two straight years (1985 and '86) on the USA Select squad. In the summer of 1985, Croley and the US squad toured Europe and participated in the Jones Cup competition in Taiwan. In 1986, the Select team competed in the Canadian Invitational games. It marked the second straight year Bebe was named to the USA team.

**Bernadette Mattox (1998)**

Mattox was the first head coach for a women's basketball team at UK to be selected to coach at the USA Women's World Championship. Mattox helped lead the 1998 World Championship team to an 8-0 record and its third gold medal by defeating Russia 71-65.



**Stacey Reed (1995)**  
Reed won a silver medal as a member of the World University Games Team. She then helped the USA Basketball's Jones Cup team take a Gold medal in Taiwan. She was a member of the USA Junior Select team in the summer of 1992.

**Linnae Harper (2013 and 2015)**

Harper played for the U19 World Championship team, helping the USA reach a 9-0 record and win a gold medal in Lithuania. She averaged 8.4 points, 5.0 rebounds, 3.6 assists and 2.0 steals per game. In 2015, Harper was a member of the USA Women's Pan American Team which went 4-1, falling to Canada in the gold-medal game. Harper averaged 8.2 points, 1.8 rebounds and a team-high tying 1.8 steals per game, playing in all five contests.

**Liz Lukschu/Maria Donhoff (1978)**

Both Lukschu and Donhoff won a silver medal in the Junior Pan American Games (1978) with the USA National Junior Women's Basketball team that toured South America.

**Valerie Still (1980, 81, 82)**

Following her freshman and junior year, Still played for the USA R. William Jones Cup team in Taipei, Taiwan. In the summer of 1981, she competed for the U.S. in the World University Games in Romania, where she helped lead the team to a silver medal.

**Jodie Whitaker (1986, 87)**

Whitaker played on the Gold medal-winning South squad in the summer of 1986 and went on to compete on the USA Junior Pro team that competed in the Jones Cup tournament in Taiwan in 1987.



# RETIRED JERSEY - VALERIE STILL

**UK's All-Time Leading Scorer and Rebounder, UK Hall of Fame Charter Class**

Some programs have a once-in-a-lifetime player who serves as a standard for all future student-athletes. An exceptional personality. An outstanding role model. A great basketball player. For Kentucky, that player is Valerie Still.

Although Still played long ago (1979-83), she remains the "Top Cat" in UK women's basketball annals. She was honored as such on Jan. 12, 2003 with a jersey retirement ceremony at halftime of the Alabama game. She became the first female letter winner in any UK sport to have her jersey retired.

Still is the leader among all Wildcats (men or women) for career scoring (2,763) and rebounding (1,525). She was a three-time consensus All-American. She led the program in scoring four-straight seasons with a career average of 23.2 points. At one point during the 1981-82 season, she led the nation in both scoring and rebounding before finishing second in both categories (24.8 ppg and 14.3 rpg).

She led the Cats to their highest national ranking (4th) in 1983 and helped UK roll up a 30-game home court win streak from 1980-82.

In 1983, Still led the sixth-ranked Cats to an 80-66 upset over powerhouse Old Dominion before a record crowd of 10,622 in UK's Memorial Coliseum.



After leaving Kentucky, Still had a successful career in the Italian Professional League. While in Italy, Still was a television actress and hosted her own TV show, "Still Basket." She is also an accomplished print model and a professional caliber jazz, pop and concert pianist.

Upon her return to the United States, Still became a charter member of the American Basketball League for Women and was a two-time MVP of the ABL Championship Series. Still later played for the Washington Mystics of the WNBA before retiring from basketball. She also was an assistant coach for the Orlando Miracle for two seasons.

Still returned to Lexington to complete her degree in animal sciences and graduated with honors in 2001. She went on to earn a master's degree in African American and African studies at The Ohio State University and is working on a doctorate dissertation from there as well.

In September 2005, Still was inducted into the charter class in the newly created UK Athletics Hall of Fame. She was the only female of the 88 inductees.

Still currently lives in Palmyra, N.J. with her son, Aaron, who is attending the Naval Academy Preparatory School. Recently, Still has starred in OWN's "Mom's Got Game" a reality show which explores the relationship with former WNBA basketball star Pamela McGee and her 25-year-old son, Denver Nuggets center, JaVale McGee. She also owns a publishing company, STILL Publications. One of her first projects was the release of UK legendary sports writer Russell Rice's latest book on UK basketball, "Big Blue Nation: Kentucky's Native Sons and Daughters."





# YEAR-BY-YEAR TEAM STATISTICS

Season	G	FG-FGA	FG%	3FG-3FGA	3FG%	FT-FTA	FT%	Reb-Avg	PF-D	A	TO	BS	St	Pts	Avg
<b>1977-78</b>															
UK	35	1096-2550	43.0	--	--	541-859	63.0	1426-40.7	747--	480	794	--	--	2733	78.0
Opp.	35	1012-2537	40.0	--	--	509-780	65.2	1186-33.9	793--	362	686	--	--	2533	72.4
<b>1978-79</b>															
UK	29	798-1870	42.7	--	--	400-598	66.9	1223-42.2	600-18	390	721	72	279	1996	68.4
Opp.	20	791-1806	43.8	--	--	396-616	64.3	1094-37.7	540-16	425	594	96	278	1978	68.2
<b>1979-80</b>															
UK	29	983-2049	48.0	--	--	455-681	66.8	1413-48.7	656-25	509	583	107	280	2421	83.5
Opp.	29	738-1815	40.7	--	--	459-684	67.1	935-32.2	603-30	320	576	83	225	1908	65.8
<b>1980-81</b>															
UK	31	1004-2013	49.8	--	--	486-701	69.3	1340-43.2	665-23	590	595	116	344	2494	80.4
Opp.	31	816-1986	41.0	--	--	417-625	66.7	1136-36.6	674-23	399	628	65	255	2049	66.0
<b>1981-82</b>															
UK	32	1045-2140	48.8	--	--	454-667	68.0	1377-43.0	544-10	665	574	97	268	2544	79.5
Opp.	32	963-2198	43.8	--	--	317-500	63.4	1225-38.2	636-21	584	572	115	233	2243	70.0
<b>1982-83</b>															
UK	28	929-1813	51.2	--	--	477-669	71.3	1169-41.7	509-12	536	522	87	235	2335	83.4
Opp.	28	800-1844	43.4	--	--	373-532	70.1	1007-36.0	620-34	390	555	58	212	1973	70.5
<b>1983-84</b>															
UK	28	897-1747	51.3	--	--	328-416	78.8	984-35.1	547-20	511	578	68	243	2122	75.8
Opp.	28	814-1800	45.2	--	--	378-562	67.2	995-35.5	490-14	390	502	45	234	2006	71.6
<b>1984-85</b>															
UK	28	802-1728	46.4	--	--	358-274	75.5	1083-38.7	511-12	409	558	95	269	1962	70.0
Opp.	28	747-1722	43.0	--	--	366-507	72.2	993-35.5	477-12	314	536	60	223	1860	66.4
<b>1985-86</b>															
UK	29	987-1926	51.2	--	--	349-481	72.7	1103-38.0	497-14	575	596	101	341	2323	80.1
Opp.	29	864-1840	46.9	--	--	312-479	65.1	1027-35.4	473-16	430	640	71	258	2040	70.3
<b>1986-87</b>															
UK	28	841-1732	48.6	--	--	351-471	74.5	1101-39.3	465-6	461	558	88	272	2033	72.6
Opp.	28	764-1784	42.8	--	--	349-528	66.1	994-35.5	483-17	407	494	78	264	1877	67.0
<b>1987-88</b>															
UK	29	863-1954	44.2	54-150	36.0	368-511	72.0	1196-41.2	566-19	478	528	82	253	2148	74.1
Opp.	29	880-1988	44.3	50-147	34.0	433-646	67.0	1252-43.2	533-15	494	495	109	304	2243	77.3
<b>1988-89</b>															
UK	28	802-1822	44.0	78-210	37.1	384-555	69.2	1094-39.1	556-12	391	572	62	275	2066	73.8
Opp.	28	814-1825	44.6	39-131	29.8	426-634	67.2	1212-43.3	532-15	375	576	75	280	2093	74.8
<b>1989-90</b>															
UK	31	971-2084	46.6	38-128	29.7	560-853	65.7	1340-43.2	621-14	567	603	78	372	2540	81.9
Opp.	31	767-1906	40.2	90-224	40.2	419-645	65.0	1277-41.2	728-34	433	790	92	279	2043	65.9



# YEAR-BY-YEAR TEAM STATISTICS

Season	G	FG-FGA	FG%	3FG-3FGA	3FG%	FT-FTA	FT%	Reb-Avg	PF-D	A	TO	BS	St	Pts	Avg
<b>1990-91</b>															
UK	29	861-2024	42.5	134-401	33.4	476-697	68.3	1314-45.3	568-6	427	575	97	382	2332	80.4
Opp.	29	769-1868	41.2	69-219	31.5	425-655	64.9	1231-42.4	593-13	428	649	67	316	2032	70.1
<b>1991-92</b>															
UK	30	753-1816	41.5	157-466	33.7	543-782	69.4	1177-39.2	588--	319	594	71	314	2206	73.5
Opp.	30	818-1919	42.6	101-313	32.3	432-641	67.4	1278-42.6	618--	396	603	85	305	2169	72.3
<b>1992-93</b>															
UK	28	719-1802	39.9	134-502	30.7	342-519	65.9	1173-41.9	555-2	353	518	71	324	1934	69.1
Opp.	28	600-1574	38.1	77-277	27.8	398-601	66.2	1127-40.3	502--	278	640	73	282	1675	59.8
<b>1993-94</b>															
UK	28	786-1918	41.0	156-464	33.6	453-656	69.1	1195-42.7	610-0	434	526	76	345	2181	77.9
Opp.	28	703-1695	41.5	144-417	34.5	457-668	68.4	1179-42.1	571--	378	666	98	254	2007	71.7
<b>1994-95</b>															
UK	28	682-1753	38.9	164-548	29.9	310-464	66.8	1100-39.3	502-3	346	457	61	271	1838	65.6
Opp.	28	628-1555	40.4	108-387	27.9	394-568	69.4	1106-39.5	480--	315	552	56	220	1758	62.8
<b>1995-96</b>															
UK	27	605-1496	40.4	127-416	30.5	335-479	69.9	984-36.4	425-9	370	546	28	213	1672	61.9
Opp.	27	708-1631	43.4	140-378	37.0	301-421	71.5	987-36.6	432--	414	460	70	254	1857	68.8
<b>1996-97</b>															
UK	27	602-1491	40.4	107-318	33.6	346-490	70.6	974-36.1	530-12	363	586	35	216	1657	61.4
Opp.	27	679-1599	42.5	102-326	31.3	377-536	70.3	1013-37.5	463--	354	503	69	288	1937	68.0
<b>1997-98</b>															
UK	28	661-1550	42.6	91-291	31.3	361-545	66.2	1020-36.4	585-14	345	732	90	251	1774	63.4
Opp.	28	675-1636	41.3	95-341	27.9	462-693	66.7	1065-38.0	492--	370	626	68	288	1907	68.1
<b>1998-99</b>															
UK	32	858-1935	44.3	136-392	34.7	514-805	63.9	1280-40.0	698-21	465	622	115	277	2366	73.9
Opp.	32	761-1897	40.1	125-428	29.2	565-817	69.2	1195-37.3	647--	281	609	82	236	2212	69.1
<b>1999-2000</b>															
UK	29	756-1718	44.0	99-315	31.4	309-501	61.7	1052-36.3	560-16	374	595	130	317	1920	66.2
Opp.	29	654-1661	39.4	98-359	27.3	383-566	67.7	1101-38.0	484--	313	651	71	220	1789	61.7
<b>2000-01</b>															
UK	27	644-1601	40.2	48-178	27.0	304-478	63.6	932-34.5	553-22	306	588	56	270	1640	60.7
Opp.	27	756-1600	47.3	110-334	32.9	432-618	69.9	1050-38.9	453--	415	543	83	251	2054	76.1
<b>2001-02</b>															
UK	29	748-1713	43.7	97-320	30.3	275-439	62.6	991-34.2	549-13	412	612	63	331	1868	64.4
Opp.	29	743-1681	44.2	127-400	31.8	412-621	66.3	1077-37.1	424--	209	611	76	273	2025	69.8
<b>2002-03</b>															
UK	27	671-1581	42.4	158-416	38.0	277-404	68.6	979-36.3	513-15	329	529	91	219	1777	65.8
Opp.	27	688-1686	40.8	154-463	33.3	381-570	66.8	1064-39.4	398--	392	444	88	234	1911	70.8



# YEAR-BY-YEAR TEAM STATISTICS

Season	G	FG-FGA	FG%	3FG-3FGA	3FG%	FT-FTA	FT%	Reb-Avg	PF-D	A	TO	BS	St	Pts	Avg
<b>2003-04</b>															
UK	28	675-1669	40.4	121-391	30.9	392-533	73.5	1035-37.0	483-11	483	457	52	201	1863	66.5
Opp.	28	709-1701	41.7	154-543	28.4	332-490	67.8	1086-38.8	517--	338	465	110	172	1904	68.0
<b>2004-05</b>															
UK	34	867-1969	44.0	162-475	34.1	452-631	71.6	1334-39.2	532-7	406	553	125	223	2348	69.1
Opp.	34	788-2044	38.6	173-554	31.2	395-581	68.0	1204-35.4	564--	372	518	117	231	2144	63.1
<b>2005-06</b>															
UK	31	774-1834	42.2	149-433	34.4	438-636	.689	1284-41.4	530-8	424	525	135	195	2135	68.9
Opp.	31	702-1836	38.2	128-454	28.2	387-569	.680	1073-34.6	563--	327	487	133	231	1919	61.9
<b>2006-07</b>															
UK	34	888-2091	42.5	155-524	29.6	461-685	67.4	1400-41.2	596-12	455	545	152	227	2392	70.4
Opp.	34	760-2032	37.4	133-438	30.4	463-647	71.6	1243-36.6	616--	328	555	116	230	2116	62.2
<b>2007-08</b>															
UK	33	721-1908	37.8	124-420	29.5	458-714	64.1	1319-40.0	566-3	350	581	141	205	2024	61.3
Opp.	33	756-1970	38.4	143-460	31.1	410-617	66.5	1265-38.8	615--	337	542	115	237	2065	62.6
<b>2008-09</b>															
UK	32	712-1882	.378	141-477	.296	459-649	.707	1313-41.0	525-7	319	566	113	222	2024	63.2
Opp.	32	718-1838	.391	144-457	.315	378-541	.699	1158-36.2	571--	330	541	134	245	1958	61.2
<b>2009-10</b>															
UK	36	922-2216	.416	187-588	.318	631-891	.708	1368-38.0	659-12	442	559	145	418	2662	73.9
Opp.	36	775-1991	.389	138-473	.292	456-666	.685	1345-37.4	743--	361	823	158	234	2144	59.6
<b>2010-11</b>															
UK	34	829-2155	.385	182-597	.305	572-825	.693	1305-38.4	626-12	378	558	115	373	2412	70.9
Opp.	34	761-1834	.415	166-455	.365	429-629	.682	1297-38.1	694--	350	817	151	201	2117	62.3
<b>2011-12</b>															
UK	35	925-2302	.402	211-659	.320	528-784	.673	1379-39.4	688-9	439	614	129	422	2589	74.0
Opp.	35	748-1820	.411	105-368	.285	482-715	.674	1281-36.6	676--	360	939	134	253	2083	59.5
<b>2012-13</b>															
UK	36	1001-2392	.418	240-731	.328	471-672	.701	1410-39.2	647-10	475	558	181	429	2713	75.4
Opp.	36	757-1907	.397	121-410	.295	448-659	.680	1292-35.9	624--	365	853	108	226	2083	57.9
<b>2013-14</b>															
UK	35	1029-2369	.434	192-564	.340	595-883	.674	1513-43.2	725-11	496	543	141	343	2845	81.3
Opp.	35	862-2156	.400	153-526	.291	519-760	.683	1354-38.7	733--	414	699	133	206	2396	68.5
<b>2014-15</b>															
UK	34	905-2271	.399	154-539	.286	607-903	.672	1414-41.6	715-20	370	553	148	335	2571	75.6
Opp.	34	828-2057	.403	162-511	.317	527-761	.693	1392-40.9	746--	418	741	175	223	2345	69.0
<b>2015-16</b>															
UK	33	934-2055	.455	154-433	.356	443-627	.707	1321-40.0	584-15	475	507	131	222	2465	74.7
Opp.	33	743-1995	.372	176-590	.298	338-510	.663	1138-34.5	636--	416	575	138	205	2000	60.6
Season	G	FG-FGA	FG%	3FG-3FGA	3FG%	FT-FTA	FT%	Reb-Avg	PF-D	A	TO	BS	St	Pts	Avg



# YEAR-BY-YEAR TEAM STATISTICS

Season	G	FG-FGA	FG%	3FG-3FGA	3FG%	FT-FTA	FT%	Reb-Avg	PF-D	A	TO	BS	St	Pts	Avg
<b>2016-17</b>															
UK	33	848-1988	.427	169-551	.307	474-632	.750	1203-36.5	486-9	426	394	80	209	2339	70.9
Opp.	33	788-1939	.406	201-590	.341	319-445	.717	1129-34.2	617--	466	487	134	179	2096	63.5
<b>2017-18</b>															
UK	32	801-1884	.425	193-525	.368	383-522	.734	1124-35.1	548-12	425	422	113	219	2178	68.1
Opp.	32	747-1816	.411	211-601	.351	397-541	.734	1093-34.2	544--	486	469	131	176	2102	65.7





## KENTUCKY CAREER RECORDS

### GAMES PLAYED

Player	Years	G
1. A'dia Mathies (G)	2010-13	140
2. Kastine Evans (G)	2011-14	139
3. Brittany Henderson (F)	2010-13	136
4. Azia Bishop (C)	2012-15	134
Bria Goss (G)	2012-15	134
6. Makayla Epps (G)	2013-17	133
Victoria Dunlap (F)	2008-11	133
Jennifer O'Neill (G)	2011-15	133
9. Sam Mahoney (G)	2005-08	132
Sarah Elliott (C)	2005-08	132
Bernisha Pinkett (G)	2011-14	132

### GAMES STARTED

Player	Years	G
1. A'dia Mathies	1979-83	139
2. Victoria Dunlap	2008-11	133
3. Sam Mahoney	2005-08	121
4. Valerie Still	1979-83	119
Bria Goss	2012-15	119
6. Tiffany Wait	1995-2000	117
7. Lea Wise	1979-83	116
8. Stacey Reed	1991-95	110
9. Patty Jo Hedges	1979-83	109
Amber Smith	2008-12	109

### CAREER SCORING

Player	Season	G	Avg	Pts
1. Valerie Still (C)	1979-83	119	23.2	2,763
2. A'dia Mathies (G)	2010-13	140	14.4	2,014
3. Victoria Dunlap (F)	2008-11	133	13.9	1,846
4. Leslie Nichols (F)	1982-86	111	18.2	1,797
5. Makayla Epps (G)	2013-17	133	13.5	1,790
6. Sam Mahoney (G)	2005-08	132	12.1	1,601
7. Pam Browning (C)	1974-78	107	14.9	1,598
8. Sara Potts (G/F)	2001-05	117	13.4	1,563
9. Sarah Elliott (C)	2005-08	132	11.4	1,502
10. Liz Lukschu (C)	1977-81	119	12.5	1,488

### SCORING AVERAGE

Player	Season	G	Pts	Avg
1. Valerie Still	1979-83	119	2,763	23.2
2. Leslie Nichols	1982-86	111	1,797	18.2
3. Pam Browning	1974-78	n/a	1,598	14.9
4. A'dia Mathies	2010-13	140	2,014	14.4
5. Bebe Croley	1984-88	94	1,399	14.2
6. Victoria Dunlap	2008-11	133	1,846	13.9
7. SeSe Helm	2000-04	108	1,487	13.8
8. Evelyn Akhator	2015-17	66	906	13.7
9. Makayla Epps	2013-17	133	1,790	13.5
10. Sara Potts	2001-05	117	1,563	13.4

### FIELD GOALS MADE

Player	Seasons	G	FGA	FGM
1. Valerie Still	1979-83	123	1,931	1,118
2. Leslie Nichols	1982-86	111	1,448	757
3. A'dia Mathies	2010-13	140	1,687	712
4. Victoria Dunlap	2008-11	133	1,473	696
5. Makayla Epps	2013-17	133	1,449	668
6. Sarah Elliott	2005-08	132	1,221	657
7. SeSe Helm	2000-04	108	1,195	590
8. Elisabeth Lukschu	1977-81	119	999	586
9. Jodie Whitaker	1985-89	111	1,317	571
10. Belitta Croley	1984-88	94	1,148	569

### FIELD GOALS ATTEMPTED

Player	Seasons	G	FGM	FGA
1. Valerie Still	1979-83	123	1,118	1,931
2. A'dia Mathies	2010-13	140	712	1,687
3. Victoria Dunlap	2008-11	133	696	1,473
4. Makayla Epps	2013-17	133	668	1,449
5. Leslie Nichols	1982-86	111	757	1,448
6. Sam Mahoney	2005-08	132	560	1,436
7. Sara Potts	2001-05	117	552	1,389
8. Stacey Reed	1991-95	114	512	1,318
9. Jodie Whitaker	1985-89	111	571	1,317
10. Jennifer O'Neill	2011-15	133	472	1,255

### FIELD GOAL PERCENTAGE (MIN. 400 ATTEMPTS)

Player	Seasons	FGM	FGA	Pct
1. Liz Lukschu	1977-81	586	999	.587
2. Valerie Still	1979-83	1,118	1,931	.578
3. Debbie Miller	1983-87	396	699	.560
4. Evelyn Akhator	2015-17	356	658	.541
5. Sarah Elliott	2005-08	657	1,221	.538
6. Leslie Nichols	1982-86	757	1,448	.523
7. J. Humphrey	2003-07	365	714	.511
8. Karen Mosley	1982-86	470	909	.510
9. Lisa Collins	1980-84	415	815	.509
10. DeNesha Stallworth	2013-14	332	662	.502

### 3-POINT FIELD GOALS MADE

Player	Years	Pct	3FGA	3FG
1. Sara Potts	2001-05	.377	719	271
2. Jennifer O'Neill	2011-15	.349	564	197
3. <b>Maci Morris</b>	<b>2016-Pres.</b>	<b>.396</b>	<b>447</b>	<b>177</b>
A'dia Mathies	2010-13	.368	481	177
5. Keyla Snowden	2010-2012	.369	477	176
6. Stacey Reed	1991-95	.320	548	175
7. Jenny Pfeiffer	2003-07	.347	467	162
8. Tiffany Wait	1995-2000	.361	319	115
9. Sam Mahoney	2005-08	.318	355	113
10. Bria Goss	2012-15	.306	366	112

### 3-POINT FIELD GOALS ATTEMPTED

Player	Years	Pct	3FG	3FGA
1. Sara Potts	2001-05	.377	271	719
2. Jennifer O'Neill	2011-2015	.349	197	564
3. Stacey Reed	1991-95	.320	176	548
4. A'dia Mathies	2010-13	.368	177	481
5. Keyla Snowden	2010-2012	.369	176	477
6. Jenny Pfeiffer	2003-07	.347	162	467
7. <b>Maci Morris</b>	<b>2016-Pres.</b>	<b>.396</b>	<b>177</b>	<b>447</b>
8. Carly Morrow	2008-11	.273	108	395
9. Christina Jansen	1992-96	.252	98	388
10. Bria Goss	2012-15	.306	112	366

### 3-PT FIELD GOAL PERCENTAGE (MIN. 200 ATT.)

Player	Years	3FG	3FGA	Pct
1. Kristi Cushenberry	1988-92	110	277	39.7
2. <b>Maci Morris</b>	<b>2016-Pres.</b>	<b>177</b>	<b>447</b>	<b>39.6</b>
3. Sara Potts	2001-05	271	719	37.7
4. Keyla Snowden	2010-2012	176	477	36.9
5. Jodie Whitaker	1985-89	80	217	36.8
A'dia Mathies	2010-13	177	481	36.8
7. Shaunda Roberts	1994-96	103	284	36.2
8. Tiffany Wait	1995-2000	115	319	36.1
9. Mia Daniel	1989-93	90	253	35.5
10. Jennifer O'Neill	2011-2015	197	564	34.9

### FREE THROWS MADE

Player	Seasons	G	PCT.	FTA	FTM
1. Valerie Still	1979-83	119	.704	748	527
2. Victoria Dunlap	2008-11	133	.623	714	445
3. A'dia Mathies	2010-13	140	.700	590	413
4. Bria Goss	2012-15	134	.819	486	398
5. Tiffany Wait	1996-2000	122	.792	500	396
6. Sam Mahoney	2005-08	132	.675	545	368
7. Makayla Epps	2013-17	133	.719	491	353
8. Kristi Cushenberry	1989-92	118	.780	407	318
9. Elisabeth Lukschu	1978-81	119	.687	460	316
10. Bria Goss	2012-2015	106	.825	377	311

### FREE THROWS ATTEMPTED

Player	Seasons	G	PCT.	FTM	FTA
1. Valerie Still	1979-83	119	.861	527	748
2. Victoria Dunlap	2008-11	133	.623	445	714
3. A'dia Mathies	2010-13	140	.700	413	590
4. Sam Mahoney	2005-08	132	.675	368	545
5. Tiffany Wait	1996-2000	122	.792	396	500
6. Bria Goss	2012-15	134	.819	398	486
7. Liz Lukschu	1978-81	119	.687	316	460
8. Stacy McIntyre	1989-92	116	.710	296	416
9. Kristi Cushenberry	1989-92	118	.780	318	407
10. LaTonya McDole	1999-2002	117	.571	232	406





# KENTUCKY CAREER RECORDS

## FREE THROW PERCENTAGE (MIN. 200 ATT.)

Player	Seasons	G	FTM	FTA	PCT.
1. Jenny Pfeiffer	2003-07	119	247	287	.861
2. Taylor Murray	2016-Pres.	95	239	285	.839
3. Amani Franklin	2007-10	127	192	233	.824
4. Bria Goss	2012-15	134	398	486	.819
5. Jodie Whitaker	1986-89	111	211	259	.810
6. Tiffany Wait	1996-2000	122	396	500	.792
7. Debbie Miller	1984-87	109	300	239	.790
8. Selia Helm	2001-04	108	291	369	.789
9. Sara Potts	2002-05	117	188	240	.783
10. Kristi Cushenberry	1989-92	118	318	407	.780

## REBOUNDS

Player	Seasons	G	Avg	Reb
1. Valerie Still	1979-83	119	12.8	1,525
2. Victoria Dunlap	2008-11	133	8.3	1,099
3. J. Humphrey	2003-07	129	7.5	964
4. Leslie Nichols	1982-86	111	7.9	877
5. Sarah Elliott	2005-08	132	6.1	800
6. Debra Oden	1976-80	109	7.2	785
7. Samarie Walker	2012-14	96	8.1	777
8. Kim Denkins	1994-98	107	7.1	762
9. Liz Lukschu	1977-81	119	6.1	722
10. LaTonya McDole	1998-2002	116	6.1	711

## REBOUNDING AVERAGE (MIN. 50 GAMES PLAYED)

Player	Seasons	G	Reb	Avg
1. Valerie Still	1979-83	119	1,525	12.8
2. Evelyn Akhator	2015-17	66	664	10.1
3. Victoria Dunlap	2008-11	133	1,099	8.3
4. Samarie Walker	2012-14	96	777	8.1
5. Leslie Nichols	1982-86	111	877	7.9
6. J. Humphrey	2003-07	129	964	7.5
7. Debra Oden	1976-80	109	785	7.2
8. Kim Denkins	1994-98	107	762	7.1
9. Jocelyn Mills	1989-93	103	703	6.8
10. Bebe Croley	1984-88	94	599	6.4

## ASSISTS

Player	Seasons	G	Avg	Asst
1. Patty Jo Hedges	1980-83	120	6.091	731
2. Sandy Harding	1983-87	111	6.360	706
3. Jodie Whitaker	1985-89	111	4.180	464
Lea Wise	1979-83	120	3.866	464
5. Stacey Reed	1991-95	114	3.877	442
6. Amber Smith	2008-12	123	3.455	425
7. Makayla Epps	2013-17	133	3.067	408
8. Rita Adams	1999-2003	110	3.636	400
9. Tracey Davis	1987-91	113	3.247	367
10. A'dia Mathies	2010-13	140	2.493	349

## ASSISTS PER GAME (MIN. 50 GAMES PLAYED)

Player	Seasons	G	Asst	Avg
1. Sandy Harding	1983-87	111	706	6.360
2. Patty Jo Hedges	1979-83	120	731	6.091
3. Jodie Whitaker	1985-89	111	464	4.180
4. Stacey Reed	1991-95	114	442	3.877
5. Lea Wise	1979-83	120	464	3.866
6. Angela Phillips	2003-05	62	230	3.710
7. Rita Adams	1999-2003	110	400	3.636
8. Amber Smith	2008-2012	123	425	3.455
9. Taylor Murray	2016-Pres.	95	327	3.442
Tracey Davis	1987-91	113	367	3.247
11. Makayla Epps	2013-17	133	408	3.067

## BLOCKS

Player	Seasons	G	Avg	Blks
1. Sarah Elliott	2005-08	132	1.47	195
2. Victoria Dunlap	2008-11	133	1.34	178
3. Valerie Still	1979-83	119	1.31	156
4. Azia Bishop	2012-15	134	1.13	152
5. J. Humphrey	2003-07	129	0.83	107
6. Leslie Nichols	1982-86	111	0.92	102
7. Samarie Walker	2011-14	96	1.00	96
8. Laura Meadows	1997-2000	89	1.17	95
9. Alyssa Rice	2015-18	125	0.74	93

10. Rita Adams	1999-2003	110	0.74	81
Shantia Owens	1998-2000	61	1.33	81

## BLOCKS PER GAME (MIN. 50 BLOCKS)

Player	Seasons	G	Blks	Avg
1. Sarah Elliott	2005-08	132	195	1.47
2. DeNesha Stallworth	2012-14	65	87	1.34
3. Shantia Owens	1998-2000	61	81	1.33
Victoria Dunlap	2008-11	133	178	1.33
5. Valerie Still	1979-83	119	156	1.31
6. Victoria Dunlap	2008-11	100	129	1.29
7. Laura Meadows	1997-2000	89	95	1.17
8. Lisa Ellis	1988-90	59	68	1.15
9. Azia Bishop	2012-15	134	152	1.13
10. Samarie Walker	2011-14	96	96	1.00

## STEALS

Player	Seasons	G	Avg	Stls
1. A'dia Mathies	2010-13	140	2.286	320
2. Stacey Reed	1991-95	114	2.710	309
3. Victoria Dunlap	2008-11	133	2.310	307
4. Leslie Nichols	1982-86	111	2.504	278
5. Patty Jo Hedges	1979-83	120	2.266	272
6. Rita Adams	1999-2003	110	2.427	267
7. LaTonya McDole	1998-2002	117	2.076	243
8. Christina Jansen	1992-96	107	2.140	229
9. Sandy Harding	1983-87	111	2.018	224
10. Valerie Still	1979-83	119	1.689	201

## STEALS PER GAME (MIN. 75 STEALS)

Player	Seasons	G	Stls	Avg
1. Stacey Reed	1991-95	114	309	2.710
2. Leslie Nichols	1982-86	111	278	2.504
3. Rita Adams	1999-2003	110	267	2.427
4. Victoria Dunlap	2008-11	133	307	2.310
5. A'dia Mathies	2010-13	140	320	2.286
6. Patty Jo Hedges	1979-83	120	272	2.266
7. Christina Jansen	1992-96	107	229	2.140
8. LaTonya McDole	1998-2002	117	243	2.076
9. Sandy Harding	1983-87	111	224	2.018

## DOUBLE-DOUBLES (OVERALL/POINTS-REBOUNDS)

Player	Total
1. Valerie Still	66
2. Leslie Nichols	33
3. Evelyn Akhator	31
Victoria Dunlap	31
5. Jocelyn Mills	22
6. Kim Denkins	20
Samarie Walker	20
8. Jennifer Humphrey	16
Eleia Roddy	16
10. DeNesha Stallworth	15



# TEAM SEASON TOP-10 PERFORMANCES

## POINTS

	Pts	Year
1.	2845	2013-14
2.	2733	1977-78
3.	2713	2012-13
4.	2662	2009-10
5.	2589	2011-12
6.	2571	2014-15
7.	2544	1981-82
8.	2540	1989-90
9.	2494	1980-81
10.	2465	2015-16

## POINTS PER GAME

	PPG	Year
1.	83.5	1979-80
2.	83.4	1982-83
3.	81.9	1989-90
4.	81.3	2013-14
5.	80.4	1990-91
	80.4	1980-81
7.	80.1	1985-86
8.	79.5	1981-82
9.	78.0	1977-78
10.	77.9	1993-94

## SCORING MARGIN

	PPG	Year
1.	17.7	1979-80
2.	17.5	2012-13
3.	16.0	1989-90
4.	14.5	2011-12
5.	14.4	1980-81
6.	14.3	2009-10
7.	14.1	2015-16
8.	12.9	1982-83
9.	12.8	2013-14
10.	9.8	1985-86

## REBOUNDS

	Rebounds	Year
1.	1513	2013-14
2.	1426	1977-78
3.	1414	2014-15
4.	1413	1978-79
5.	1410	2012-13
6.	1400	2006-07
7.	1377	1981-82
8.	1368	2009-10
9.	1340	1989-90
	1340	1980-81

## FGS MADE

	Made	Year
1.	1096	1977-78
2.	1045	1981-82
3.	1029	2013-14
4.	1004	1980-81
5.	1001	2012-13
6.	987	1985-86
7.	983	1979-80
8.	971	1989-90
9.	934	2015-16
10.	929	1982-83

## FG ATTEMPTS

	FG Attempts	Year
1.	2550	1977-78
2.	2392	2012-13
3.	2369	2013-14
4.	2302	2011-12
5.	2271	2014-15
6.	2216	2009-10
7.	2155	2010-11
8.	2140	1981-82
9.	2091	2006-07
10.	2084	1989-90

## 3-POINT FIELD GOALS MADE

	Made	Year
1.	240	2012-13
2.	211	2011-12
3.	193	2017-18
4.	192	2013-14
5.	187	2009-10
6.	182	2010-11
7.	169	2016-17
8.	164	1994-95
9.	162	2004-05
10.	158	2002-03

## 3-POINT ATTEMPTS

	3PT Attempts	Year
1.	731	2012-13
2.	659	2011-12
3.	597	2010-11
4.	588	2009-10
5.	564	2013-14
6.	551	2016-17
7.	548	1994-95
8.	539	2014-15
9.	525	2017-18
10.	524	2006-07

## FTS MADE

	Made	Year
1.	631	2009-10
2.	607	2014-15
3.	595	2013-14
4.	572	2010-11
5.	560	1989-90
6.	543	1991-92
7.	541	1977-78
8.	528	2011-12
9.	514	1998-99
10.	486	1980-81

## FTS ATTEMPTED

	FT Attempts	Year
1.	903	2014-15
2.	891	2010-11
3.	853	1991-92
4.	825	2011-12
5.	805	1999-2000
6.	784	2012-13
7.	782	1992-93
8.	714	2008-09
9.	701	1981-82
10.	697	1991-92

## ASSISTS

	Assists	Year
1.	665	1981-82
2.	590	1980-81
3.	575	1985-86
4.	567	1989-90
5.	536	1982-83
6.	511	1983-84
7.	509	1979-80
8.	507	2015-16
9.	496	2013-14
10.	483	2003-04

## BLOCKS

	Blocks	Year
1.	181	2012-13
2.	152	2006-07
3.	148	2014-15
4.	145	2009-10
5.	141	2007-08
	141	2013-14
7.	135	2005-06
8.	131	2015-16
9.	130	1999-00
10.	129	2011-12

## TURNOVERS FORCED

	Forced TOs	Year
1.	939	2011-12
2.	853	2012-13
3.	823	2009-10
4.	817	2010-11
5.	790	1989-90
6.	741	2014-15
7.	699	2013-14
8.	686	1977-78
9.	666	1993-94
10.	651	1999-2000

## STEALS

	Steals	Year
1.	429	2012-13
2.	422	2011-12
3.	418	2009-10
4.	382	1990-91
5.	373	2010-11
6.	372	1989-90
7.	345	1993-94
8.	344	1980-81
9.	343	2013-14
10.	341	1985-86

Note: Records kept since the 1977-78 season



# TEAM SINGLE-GAME TOP-10 PERFORMANCES

## POINTS

- 133 vs. Baylor (12/6/13)
- 121 vs. Kentucky State (11/24/89)
- 117 vs. Bradley (11/27/13)
- 116 vs. Lipscomb (11/21/13)
- 114 vs. Kent State (11/23/90)
- 112 vs. Florida Atlantic (12/30/2000)  
112 vs. Morehead State (11/18/15)
- 111 vs. Appalachian State (11/14/14)  
111 vs. Charleston (1/31/86)
- 109 vs. Grambling (12/29/13)  
109 vs. National College (2/22/84)

## REBOUNDS

- 67 vs. Wright State (3/22/14)  
67 vs. Morehead State (11/18/15)
- 66 vs. Rutgers (1/12/80)  
66 vs. National College (2/9/82)
- 65 vs. Cincinnati (2/10/93)
- 63 vs. Morehead State (11/23/12)  
63 vs. Duquesne (11/24/90)  
63 vs. Kent State (11/23/90)  
63 vs. Alabama-Birmingham (2/1/91)
- 62 vs. Murray State (11/26/10)

## FGS MADE

- 53 vs. Kentucky State (11/24/89)
- 45 vs. Bradley (11/27/13)  
45 vs. Lipscomb (11/21/13)  
45 vs. Morris Brown (12/23/02)
- 44 vs. Wright State (3/22/14)
- 43 vs. Morehead State (11/18/15)
- 40 vs. Georgia Southern (11/13/13)  
40 vs. Eastern Kentucky (2/1/94)  
40 vs. Evansville (12/05/17)
- 39 vs. Appalachian State (11/14/14)  
39 vs. Baylor (12/6/13)  
39 vs. DePaul (12/7/12)  
39 vs. Marist (11/26/93)  
39 vs. Ohio State (11/28/90)  
39 vs. Kent State (11/23/90)

## FG ATTEMPTS

- 101 vs. Marshall (2/1/78)
- 93 vs. Baylor (12/6/13)
- 92 vs. Morehead State (11/18/15)
- 90 vs. Jacksonville State (11/15/11)
- 89 vs. Morehead State (11/19/14)  
89 vs. Bradley (11/27/13)  
89 vs. Southern Miss (11/19/11)
- 87 vs. Mississippi State (2/12/15)
- 86 vs. Lipscomb (11/21/13)  
86 vs. Morris Brown (12/23/02)

## FG PERCENTAGE

- 74.1 vs. Alabama (2/7/87) 35-49
- 64.7 vs. Alabama (1/25/18) 33-51
- 60.9 vs. Nicholls State (12/21/04) 39-64
- 60.7 vs. Arkansas (2/18/07) 34-56
- 60.3 vs. Tennessee State (12/22/05) 38-63
- 59.6 vs. Eastern Michigan (11/25/15) 34-57
- 59.3 vs. Chattanooga (3/20/05) 35-59  
59.3 vs. Duquesne (11/28/03) 32-54
- 58.6 vs. Ole Miss (01/26/17) 34-58
- 58.0 vs. Florida (1/31/16) 29-50

## 3-POINT FIELD GOALS MADE

- 14 vs. Mississippi State (1/8/12)
- 13 vs. Detroit (12/1/93)
- 12 vs. New Hampshire (11/17/16)  
12 vs. Auburn (1/20/13)  
12 vs. USC Upstate (11/25/12)  
12 vs. Gonzaga (3/25/12)  
12 vs. Miami Ohio (12/1/09)  
12 vs. Stetson (11/22/05)  
12 vs. Charleston Southern (12/10/04)
- 11 vs. Colorado (11/22/15)  
11 vs. Miami Ohio (11/28/12)  
11 vs. Arkansas (1/5/12)  
11 vs. Arkansas-Pine Bluff (12/11/11)  
11 vs. Middle Tennessee (12/29/10)  
11 vs. High Point (1/6/04)  
11 vs. Alabama (2/23/03)  
11 vs. Miami Ohio (12/21/02)  
11 vs. Eastern Kentucky (2/18/93)  
11 at Baylor (11/30/17)

## 3-POINT ATTEMPTS

- 32 vs. Southern Miss (11/19/11)  
32 vs. UCLA (12/28/94)
- 31 vs. Alabama (1/6/13)  
31 vs. Arkansas-Pine Bluff (12/11/11)  
31 vs. Morehead State (11/17/09)
- 30 vs. USC Upstate (11/25/12)  
30 vs. Mississippi State (1/8/12)  
30 vs. Western Kentucky (12/5/95)

## FTS MADE

- 49 vs. Baylor (12/6/13)
- 36 vs. Miami Ohio (11/14/10)  
36 vs. Louisville (12/20/09)
- 34 vs. Oklahoma (11/28/14)
- 33 vs. Vanderbilt (1/23/11)  
33 vs. Louisville (2/19/92)
- 32 vs. Arkansas-Pine Bluff (12/11/11)
- 31 vs. Tennessee State (3/20/15)
- 29 vs. Oklahoma (3/21/16)  
29 vs. North Carolina A&T (1/1/09)  
29 vs. Memphis State (12/4/93)  
29 vs. Ohio State (1/7/92)

## FTS ATTEMPTED

- 66 vs. Baylor (12/6/13)
- 54 vs. Miami Ohio (11/14/10)
- 53 vs. Oklahoma (11/28/14)
- 52 vs. Louisville (12/20/09)
- 50 vs. Louisville (2/19/92)
- 48 vs. Vanderbilt (1/23/11)
- 44 vs. Arkansas-Pine Buff (12/11/11)
- 43 vs. Tennessee State (12/28/14)  
43 vs. Northern Kentucky (12/3/14)  
43 vs. Memphis State (12/4/93)

## FT PERCENTAGE (MIN 10 MADE)

- 100.0 vs. Morehead (1977)  
100.0 vs. Chattanooga (11-of-11) (3/20/04)  
100.0 vs. Missouri (12-of-12) (1/13/13)  
100.0 vs. Furman (11-of-11) 12/6/08)
- 95.8 vs. Wake Forest (23-of-24) 12/30/04
- 95.5 vs. UConn (21-of-22) (3/27/12)  
95.5 vs. Florida (21-of-22) (2/18/10)
- 94.7 vs. South Carolina (18-of-19) (2/21/10)
- 93.3 vs. Vanderbilt (14-of-15) (2/9/03)

## ASSISTS

- 34 vs. Western Kentucky (2/16/81)
- 33 vs. Michigan (1/23/82) and Detroit (12/28/83)
- 32 vs. Morehead State (11/18/15)  
32 vs. Kentucky State (11/24/89)
- 31 vs. Detroit (2/26/86)  
31 vs. Eastern Kentucky (1/5/86)
- 30 vs. Mississippi State (1/15/90)  
30 vs. East Carolina (11/28/87)  
30 vs. Valdosta State (11/27/83)  
30 vs. Seton Hall (12/5/81)
- 29 vs. Eastern Kentucky (2/1/94)  
29 vs. Tennessee State (1/15/87)  
29 vs. Old Dominion (1/23/87)  
29 vs. Charleston (12/19/82)  
29 vs. LSU (2/27/82)  
29 vs. Florida (12/31/81)

## BLOCKS

- 19 vs. North Carolina A&T (12/6/06)
- 12 vs. Wright State (3/22/14)  
12 vs. Tennessee State (12/22/05)
- 11 vs. Mississippi State (1/13/08)  
11 vs. Winthrop (1/3/00)  
11 vs. Kentucky State (1/16/89)
- 10 vs. Ole Miss (1/14/07)  
10 vs. UT-Martin (12/28/99)  
10 vs. Morehead State (11/23/12)  
10 vs. Texas A&M (2/18/13)  
10 vs. McNeese State (11/28/09)  
10 vs. Furman (12/6/08)  
10 vs. Indiana (12/9/88)  
10 vs. Evansville (12/05/17)

## TURNOVERS FORCED (83-84)

- 49 vs. Arkansas Pine Bluff (12/11/11)
- 48 vs. Jacksonville State (11/15/11)
- 46 vs. Stetson (12/20/89)
- 42 vs. Nebraska Omaha (11/23/11)
- 40 vs. Mississippi Valley State (1/1/10)
- 38 vs. USC Upstate (11/25/12)  
38 vs. Louisville (12/20/09)
- 37 vs. Jackson State (11/29/15)
- 36 vs. Alcorn State (12/28/12)  
36 vs. Morehead (11/12/10)  
36 vs. Charleston (1/31/86)

## STEALS (83-84)

- 28 vs. West Virginia (12/12/93)
- 25 vs. Arkansas Pine Bluff (12/21/10)  
25 vs. Eastern Illinois (12/17/90)
- 24 vs. Georgia Southern (11/13/13)  
24 vs. Morehead State (2/20/90)
- 22 vs. Louisville (1/19/94)  
22 vs. UT-Chattanooga (11/30/81)
- 21 vs. USC Upstate (11/25/12)  
21 vs. Arkansas Pine Bluff (12/11/11)  
21 vs. Louisville (12/20/09)  
21 vs. Mississippi State (1/4/92)  
21 vs. Miami (Ohio) (11/26/91)  
21 vs. Carson-Newman (12/13/80)  
21 vs. Morehead State (3/4/78)

Note: Records kept since the 1977-78 season





# KENTUCKY INDIVIDUAL SINGLE-GAME RECORDS

## SCORING

Player, Opponent (Date)	PTS
1. Jennifer O'Neill vs. Baylor (12/6/13)	43
2. Makayla Epps vs. Mississippi State (2/12/15)	42
Valerie Still vs. Charleston (12/19/82)	42
4. Valerie Still vs. Florida (2/20/82)	41
5. Bebe Croley vs. Morehead State (12/20/87)	40
6. Valerie Still vs. Indiana (12/6/80)	39
7. Valerie Still vs. Indiana (12/15/79)	38
Valerie Still vs. Ohio State (12/2/82)	38
Valerie Still @ Rutgers (2/16/83)	38
10. Valerie Still vs. Indiana State (1/17/81)	37

## FIELD GOALS MADE

Player, Opponent (Date)	FGM
1. Makayla Epps vs. Mississippi State (2/12/15)	18
Valerie Still @ Florida (2/20/82)	18
3. Valerie Still @ Rutgers (2/16/83)	16
Valerie Still vs. Seton Hall (12/5/81)	16
Valerie Still @ Georgia (2/6/82)	16
Valerie Still @ Murray State (12/10/80)	16
7. Jocelyn Mills vs. Florida (2/28/93)	15
Lisa Collins vs. Vanderbilt (2/20/84)	15
Lea Wise vs. Illinois (3/14/82)	15
Valerie Still vs. Indiana State (1/17/81)	15
Valerie Still vs. Indiana (12/15/79)	15

## FIELD GOALS ATTEMPTED

Player, Opponent (Date)	FGA
1. Jennifer O'Neill vs. Baylor (12/6/13)	31
2. Makayla Epps vs. Mississippi State (2/12/15)	30
3. Pam Browning @ Central Missouri (12/18/76)	29
4. Stacey Reed @ Florida (1/4/94)	28
Stacey Reed @ Ohio State (12/4/94)	28
6. Valerie Still vs. Rutgers (1/12/80)	27
7. Makayla Epps vs. South Carolina (3/4/17)	26
Stacey Reed vs. Mississippi State (1/16/94)	26
Jodie Whitaker vs. Tennessee (3/5/88)	26
<b>Maci Morris vs. California, Berkeley (12/21/17)</b>	<b>26</b>
10. Sara Potts vs. Tennessee (1/29/04)	25
Valerie Still @ Murray State (12/10/80)	25

## FIELD GOAL PERCENTAGE (MIN. 10 ATTEMPTS)

Player, Opponent (Date)	Pct
1. Lisa Collins vs. LSU (3/3/84)	100.0 [10-10]
2. Lea Wise vs. Illinois (3/14/82)	.938 [15-16]
3. Sandy Harding vs. Alabama (2/7/87)	.909 [10-11]
4. Jennifer Humphrey vs. Miss. St. (1/25/07)	.900 [9-10]
Sarah Elliott vs. Nicholls State (12/21/04)	.900 [9-10]
Rita Adams vs. Sam Houston St. (11/23/01)	.900 [9-10]
Karri Koach @ Miss. St. (1/15/95)	.900 [9-10]
Josh Mills vs. Morehead State (2/20/90)	.900 [9-10]
9. Karen Mosely vs. National College (2/22/84)	.867 [13-15]
10. Evelyn Akhator vs. Alabama (1/12/17)	.857 [12-14]
Valerie Still vs. Louisville (2/29/80)	.857 [12-14]

## 3-POINT FIELD GOALS MADE

Player	Opp (Date)	3FGA	3FG
1. Sara Potts	High Point (1/6/04)	12	7
	Chattanooga (3/20/05)	14	7
3. Makenzie Cann	New Hamp. (11/17/16)	8	6
A'dia Mathies	Dayton (3/26/13)	7	6
Keyla Snowden	UT Martin (12/22/09)	6	6
Keyla Snowden	Arkansas Pine Bluff	12	6
Sara Potts	@ Alabama (2/23/03)	10	6
Jenny Pfeiffer	Long Island (12/15/02)	8	6
Tedra Eberhart	Detroit-Mercy (12/1/93)	10	6
Jenny Pfeiffer	Alabama (2/26/06)	12	6
	Florida (1/12/06)	9	6

## 3-POINT FIELD GOALS ATTEMPTED

Player	Opp (Date)	3FGA	3FG
1. Shaunda Roberts	So. Carolina (1/24/96)	5	17
2. Jennifer O'Neill	Central Mich. (11/22/14)	5	15
3. Sara Potts	Chattanooga (3/20/05)	7	14
4. Jennifer O'Neill	Texas A&M (3/10/13)	2	13

Shaunda Roberts	Marshall (2/8/96)	3	13
Shaunda Roberts	Auburn (3/1/96)	4	13
Stacey Reed	Western Ky. (12/10/93)	5	13
Jenny Pfeiffer	Oakland (3/15/07)	5	13
Keyla Snowden	LSU (3/3/12)	5	13
10. Sara Potts	High Point (1/6/04)	7	12
Sara Potts	Tennessee (1/29/04)	5	12
Rita Adams	at Auburn (2/6/03)	4	12
Mia Daniel	Auburn (1/16/93)	4	12
Jenny Pfeiffer	Alabama (2/26/06)	6	12
Jenny Pfeiffer	Old Dominion (11/18/06)	5	12
Keyla Snowden	Arkansas-PB (12/21/10)	6	12
Keyla Snowden	Notre Dame (11/21/10)	5	12
Jennifer O'Neill	at Duke (12/21/14)	2	12

## FREE THROWS MADE

Player, Opponent (Date)	FTM
1. Bernisha Pinkett vs. Vanderbilt (1/23/11)	15
2. Stacy McIntyre vs. Houston (11/30/92)	14
Valerie Still vs. Charleston (12/19/82)	14
4. Jennifer O'Neill vs. Baylor (12/6/13)	13
Pam Browning vs. Eastern Kentucky (1976-77)	13
Tiffany Wait at Miami (12/20/97)	13
Erica Jackson at Ohio State (11/19/98)	13
Tiffany Wait vs. Georgia (2/7/99)	13
Lydia Watkins at South Alabama (12/30/07)	13
Victoria Dunlap vs. Butler (11/15/09)	13

## FREE THROWS ATTEMPTED

Player, Opponent (Date)	FTA
1. Jennifer O'Neill vs. Baylor (12/6/13)	19
2. Erica Jackson at Ohio State (11/19/98)	18
Bernisha Pinkett vs. Vanderbilt (1/23/11)	18
Victoria Dunlap at Arkansas (1/6/11)	18
5. Liz Lukschu vs. Morehead (1/22/80)	17
Karen Mosely vs. Auburn (2/2/86)	17
Victoria Dunlap vs. MTSU (12/28/09)	17
A'dia Mathies vs. Liberty (3/20/10)	17
9. Pam Browning vs. Mt. St. Joseph (2/21/77)	16
Valerie Still vs. Charleston (12/19/82)	16
Debbie Miller vs. Tennessee (1/24/86)	16

## FREE THROW PERCENTAGE (MIN. 10 ATTEMPTS)

Player, Opponent (Date)	Pct
1. Stacey Reed vs. Houston (11/30/92) [14-of-14]	100.0
Lydia Watkins vs. South Alabama (12/30/07) [13-of-13]	100.0
Makayla Epps vs. Ole Miss (1/21/16) [12-of-12]	100.0
Bria Goss vs. Grambling State (12/29/13) [12-of-12]	100.0
Jenny Pfeiffer vs. Xavier (12/10/03) [11-of-11]	100.0
Bria Goss vs. Missouri (1/12/14) [10-of-10]	100.0
Jennifer O'Neill at DePaul (12/12/13) [10-of-10]	100.0
Kristi Cushenberry vs. Ole Miss (2/23/92) [10-of-10]	100.0
Bebe Croley vs. Vanderbilt (3/4/88) [10-of-10]	100.0
Patty Jo Hedges vs. Cincinnati (11/27/82) [10-of-10]	100.0
Tiffany Wait vs. LSU (2/26/99) [10-of-10]	100.0
<b>Taylor Murray vs. Missouri (1/30/17) [10-of-10]</b>	<b>100.0</b>

## REBOUNDS

Player	Opponent (Date)	Reb
1. Valerie Still	National College (2/9/82)	27
2. Valerie Still	Rutgers (1/12/80)	26
3. Pam Browning	UT-Martin (1/22/77)	23
Victoria Dunlap	Louisville (12/5/10)	23
Evelyn Akhator	Ohio State (3/19/17)	23
5. Valerie Still	UT-Chattanooga (11/30/81)	21
6. Valerie Still	Charleston (12/19/82)	20
Debra Oden	Morehead (3/4/78)	20
Jennifer Humphrey	Auburn (1/21/07)	20
DeNesha Stallworth	Mississippi State (2/27/14)	20
10. J. Humphrey	Arkansas (3/1/07)	19

## ASSISTS

Player	Opponent (Date)	Assists
1. Patty Jo Hedges	Cincinnati (1/15/82)	16
2. Patty Jo Hedges	LSU (2/27/82)	15
Sandy Harding	Dayton (1/14/86)	15

4. Patty Jo Hedges	Memphis State (1/3/83)	14
Jodie Whitaker	East Carolina (11/28/87)	14
6. Tracey Davis	Tennessee State (1/30/88)	13
7. Stacey Reed	Detroit (12/1/93)	12
Jodie Whitaker	Miami (2/8/86)	12
Leslie Nichols	Detroit (2/26/86)	12

## BLOCKS

Player	Opponent (Date)	Blks
1. DeNesha Stallworth	Texas A&M (2/18/13)	7
2. Azia Bishop	Tennessee State (12/28/14)	6
Laura Meadows	Nebraska (11/29/99)	6
Lisa Ellis	Middle Tennessee (1/8/89)	6
Jody Runge	Memphis State (1/31/82)	6
Sarah Elliott	NCA&T (12/6/05)	6
7. Sarah Elliott	West Virginia (3/28/05)	5
Shantia Owens	Ole Miss (1/10/99)	5
Shantia Owens	Winthrop (1/3/00)	5
Lisa Ellis	Kentucky State (1/16/89)	5
Leslie Nichols	Old Dominion (1/10/86)	5
Sarah Elliott	Louisville (12/20/07)	5
Sarah Elliott	James Madison (3/26/08)	5
Sarah Elliott	Marquette (3/30/08)	5
Jenn'e Jackson	Furman (12/6/08)	5
Victoria Dunlap	Mississippi State (3/6/10)	5
Azia Bishop	Central Michigan (11/17/13)	5
DeNesha Stallworth	Wright State (3/22/14)	5
Dorie Harrison	Evansville (12/05/17)	5

## STEALS

Player	Opponent (Date)	Steals
1. Leslie Nichols	Louisville (2/14/86)	11
2. Rita Adams	VCU (12/16/01)	9
A'dia Mathies	Nebraska Omaha (11/23/11)	9
4. 13 players		8
Last, Victoria Dunlap vs. Louisville (12/20/09) and A'dia Mathies vs. Mississippi Valley State (1/1/10)		



## SCORING

### TEAM RECORDS

#### MOST POINTS

**Half:** 64 vs. Miami (2/8/86, 2nd half) and Nebraska (3/13/99, 2nd half)  
**1st Period:** 35 vs. Evansville (12/5/18)  
**2nd Period:** 33 vs. Florida (3/4/16)  
**3rd Period:** 30 vs. New Hampshire (11/17/16)  
**4th Period:** 32 vs. South Carolina (2/26/17)  
**Game:** 133 vs. Baylor (4OT) (12/6/13)  
**By an Opponent:** 130 vs. Baylor (4OT) (12/6/13)  
**Game (both teams):** 263 - UK 133 vs. Baylor 130 4OT(12/6/13)  
**Home Floor:** 121 vs. Kentucky State (11/24/89)  
**Opponent's Floor:** 107 @ Detroit (12/28/83)  
**Season:** 2,845 (2013-14) [35 games]  
**In a Losing Game:** 94 @ Ohio State (1/7/92) and vs. Dayton (3/21/15)  
**Largest Halftime Lead:** 41 vs. Grambling State [60-19] . . . . (12/29/13)  
**Largest Deficit Overcome to Win a Game:**  
 -19 - Miami (Ohio), 53-34, 16:27 in second half, (won, 77-71) 11/21/00  
**Margin of Victory:** 77 vs. Kentucky State [121-44] (11/24/89)

#### HIGHEST SCORING AVERAGE

**Season:** 83.5 (1979-80) [2,421 in 29 games]

#### HIGHEST SCORING MARGIN

**Season:** +17.5 (2011-12)

#### FEWEST POINTS

**Game:** 38, three times, last vs. Georgia Southern (11/13/13)  
**1st Period:** 5 vs. LSU (2/4/18)  
**Opp:** 2 - Rice (11/13/15)  
**2nd Period:** 5 at Arizona State (11/15/15)  
**Opp:** 2 - Morehead State (11/23/17)  
**3rd Period:** 5 vs. Georgia (1/7/18)  
**Opp:** 4 - Jackson State (11/29/15)  
**4th Period:** 6 at Miami (Fla.) (12/10/17)  
**Opp:** 3 - Jackson State (11/29/15), Marshall (11/26/17)  
**Season:** 1,657 (1996-97) [27 games]  
**Both Teams:** 88 (UK 43 @ Arkansas 45) (1/23/93)  
**Allowed in a Season:** 2,054 (2000-01) [27 games]  
**Allowed in a Game:** 23 vs. Alcorn State (12/28/12)  
**Half by an Opponent:** 9 vs. Charleston So. (12/10/04)  
**Worst Defeat:** 72 vs. Tennessee [38-110] (1/21/01)

### INDIVIDUAL RECORDS

#### POINTS SCORED

**Game:** 43, Jennifer O'Neill vs. Baylor (12/6/13)  
**Season:** 794, Valerie Still (1981-1982)  
**Career:** 2,763, Valerie Still (1979-83)

#### HIGHEST SCORING AVERAGE

**Season (min. 20 games):** 25.5, Pam Browning (1976-77)  
**Career (min. 40 games):** 23.2, Valerie Still (1979-83)

### CAREER LEADERS

#### SCORING AVERAGE

Player	Career	G	Pts	Avg
1. Valerie Still	1979-83	119	2,763	23.2
2. Leslie Nichols	1982-86	111	1,797	18.2
3. Pam Browning	1974-78	n/a	1,598	14.9
4. A'dia Mathies	2010-13	140	2,014	14.4
5. Bebe Croley	1984-88	94	1,399	14.2
6. Victoria Dunlap	2008-11	133	1,846	13.9
7. SeSe Helm	2000-04	108	1,487	13.8
8. Evelyn Akhator	2015-17	66	906	13.7
9. Makayla Epps	2013-17	133	1,790	13.5
10. Sara Potts	2001-05	117	1,563	13.4

### SINGLE-SEASON LEADERS

#### POINTS

Player	Season	G	Avg	Pts
1. Valerie Still	1981-82	32	24.8	794
2. Valerie Still	1982-83	28	25.0	700
3. Pam Browning	1976-77	26	25.5	663
4. Valerie Still	1979-80	29	22.1	641
5. Victoria Dunlap	2009-10	35	18.1	633
6. Valerie Still	1980-81	30	20.9	628
7. Makayla Epps	2016-17	33	17.7	583
8. A'dia Mathies	2012-13	36	16.1	579
9. Victoria Dunlap	2010-11	33	17.0	562
10. Makayla Epps	2015-16	32	17.1	546

#### BY A FRESHMAN:

Valerie Still	1979-80	29	22.1	641
A'dia Mathies	2009-10	36	13.6	491
Bria Goss	2011-12	35	11.0	384
Samantha Mahoney	2004-05	34	10.6	362
Kristi Cushenberry	1988-89	28	12.9	361

#### BY A SOPHOMORE:

Valerie Still	1980-81	30	20.9	628
Makayla Epps	2014-15	34	14.9	506
Leslie Nichols	1983-84	27	18.4	496
A'dia Mathies	2010-11	34	12.8	435
Victoria Dunlap	2008-09	32	12.8	411

#### BY A JUNIOR:

Valerie Still	1980-82	28	26.6	746
Victoria Dunlap	2009-10	35	18.1	633
<b>Maci Morris</b>	<b>2017-18</b>	<b>31</b>	<b>17.3</b>	<b>537</b>
A'dia Mathies	2011-12	35	5.0	509

#### BY A SENIOR:

Valerie Still	1982-83	28	25.0	700
Makayla Epps	2016-17	33	17.7	583
Victoria Dunlap	2010-11	33	17.0	562
Evelyn Akhator	2016-17	33	15.9	526
Leslie Nichols	1985-86	29	16.7	486

#### SCORING AVERAGE

Player	Season	G	Pts	Avg
1. Pam Browning	1976-77	26	663	25.5
2. Valerie Still	1982-83	28	700	25.0
3. Valerie Still	1981-82	32	794	24.8
4. Valerie Still	1979-80	29	641	22.1
5. Valerie Still	1980-81	31	628	20.9
6. Leslie Nichols	1984-85	27	497	18.4
Leslie Nichols	1983-84	27	496	18.4
8. Stacey Reed	1993-94	28	509	18.2
9. Victoria Dunlap	2009-10	35	633	18.1
10. Makayla Epps	2016-17	33	583	17.7
Bebe Croley	1986-87	28	495	17.7

### GAME LEADERS

#### POINTS

Player, Opponent (Date)	Pts
1. Jennifer O'Neill vs. Baylor (12/6/13)	43
2. Valerie Still vs. Charleston (12/19/82)	42
Makayla Epps vs. Mississippi State (2/12/15)	42
4. Valerie Still vs. Florida (2/20/82)	41
5. Bebe Croley vs. Morehead State (12/20/87)	40
6. Valerie Still vs. Indiana (12/6/80)	39
7. Valerie Still vs. Indiana (12/15/79)	38
Valerie Still vs. Ohio State (12/2/82)	38
Valerie Still @ Rutgers (2/16/83)	38
10. Valerie Still vs. Indiana State (1/17/81)	37

#### BY A FRESHMAN:

Valerie Still vs. Indiana (12/15/79) . . . . . 38

#### BY A SOPHOMORE:

Makayla Epps vs. Mississippi State (2/12/15) . . . . . 42

#### BY A JUNIOR:

Jennifer O'Neill vs. Baylor (12/6/13) . . . . . 43

#### BY A SENIOR:

Valerie Still vs. Charleston (12/19/82) . . . . . 42

#### MOST POINTS IN FIRST VARSITY GAME (SINCE 1979-80)

Player, Opponent (Date)	Pts
1. Maria Donhoff vs. n/a (1977-78)	20
Laura Meadows @ Indiana (11/18/97)	20
3. Valerie Still at Cincinnati (12/1/79)	18
4. Carly Ormerod vs. IUPUI (11/18/05)	17
5. Mary Custard vs. American (11/25/88)	14
6. Pattresa Leonard vs. Kentucky State (11/24/89)	13
A'dia Mathies vs. Boston (11/13/09)	13
Tatyana Wyatt vs. Sacramento State (11/10/17)	13
9. Debbie Hoskins vs. Louisville (11/27/87)	12
Josh Mills vs. Kentucky State (11/24/89)	12
Bernisha Pinkett vs. Morehead (11/12/10)	12
12. Tracey Davis vs. Louisville (11/27/87)	11
Carly Morrow vs. USC-Upstate (11/10/07)	11
Kyvin Goodin-Rogers vs. Appalachian State (11/14/14)	11



# YEAR-BY-YEAR SCORING - TOTAL POINTS LEADERS

Year	Player	Cl	Pos.	G	Pts	Avg.
1974-75	Pam Browning	FR	C	26	297	11.4
1975-76	Pam Browning	SO	C	20	268	13.4
1976-77	Pam Browning	JR	C	26	663	25.5
1977-78	Maria Donhoff	FR	G	33	413	12.5
1978-79	Liz Lukschu	SO	C	29	400	14.8
1979-80	Valerie Still	FR	C	29	641	22.1
1980-81	Valerie Still	SO	C	31	628	20.9
1981-82	Valerie Still	JR	C	32	794	24.8
1982-83	Valerie Still	SR	C	28	700	25.0
1983-84	Leslie Nichols	SO	F	27	496	18.4
1984-85	Leslie Nichols	JR	F	27	497	18.4
1985-86	Leslie Nichols	SR	F	29	486	16.7
1986-87	Bebe Croley	JR	F	28	495	17.7
1987-88	Bebe Croley	SR	F	23	402	17.5
1988-89	Kristi Cushenberry	FR	G/F	28	361	12.9
1989-90	Vanessa Foster-Sutton	SR	C	31	388	12.5
1990-91	Stacy McIntyre	JR	F	29	434	15.0
1991-92	Stacy McIntyre	SR	F	30	483	16.1
1992-93	Jocelyn Mills	SR	C	28	432	15.4
1993-94	Stacey Reed	JR	G	28	509	18.2
1994-95	Stacey Reed	SR	G	28	387	13.8
1995-96	Shaunda Roberts	SO	F	27	481	17.8
1996-97	Shaunda Roberts	JR	F	24	182	13.0
1997-98	Jaye Barnes	JR	F	28	411	14.7
1998-99	Tiffany Wait	JR	G	32	437	13.7
1999-2000	LaTonya McDole	SO	F	29	335	11.6
2000-01	LaTonya McDole	JR	F	27	345	12.8
2001-02	Selia "SeSe" Helm	SO	C	29	492	17.0
2002-03	Rita Adams	SR	G	25	340	13.6
2003-04	Sara Potts	JR	G/F	28	469	16.8
2004-05	Sara Potts	SR	G/F	33	530	15.6
2005-06	Sam Mahoney	SO	G	31	370	11.9
2006-07	Sarah Elliott	JR	C	34	460	13.5
2007-08	Sam Mahoney	SR	G	33	448	13.6
2008-09	Victoria Dunlap	SO	F	32	411	12.8
2009-10	Victoria Dunlap	JR	F	35	633	18.1
2010-11	Victoria Dunlap	SR	F	34	562	17.0
2011-12	A'dia Mathies	JR	G	34	509	15.0
2012-13	A'dia Mathies	SR	G	36	579	16.1
2013-14	Jennifer O'Neill	JR	G	35	441	12.6
2014-15	Makayla Epps	SO	G	34	506	14.9
2015-16	Makayla Epps	JR	G	32	546	17.1
2016-17	Makayla Epps	SR	G	33	583	17.7
2017-18	Maci Morris	JR	G	31	537	17.3

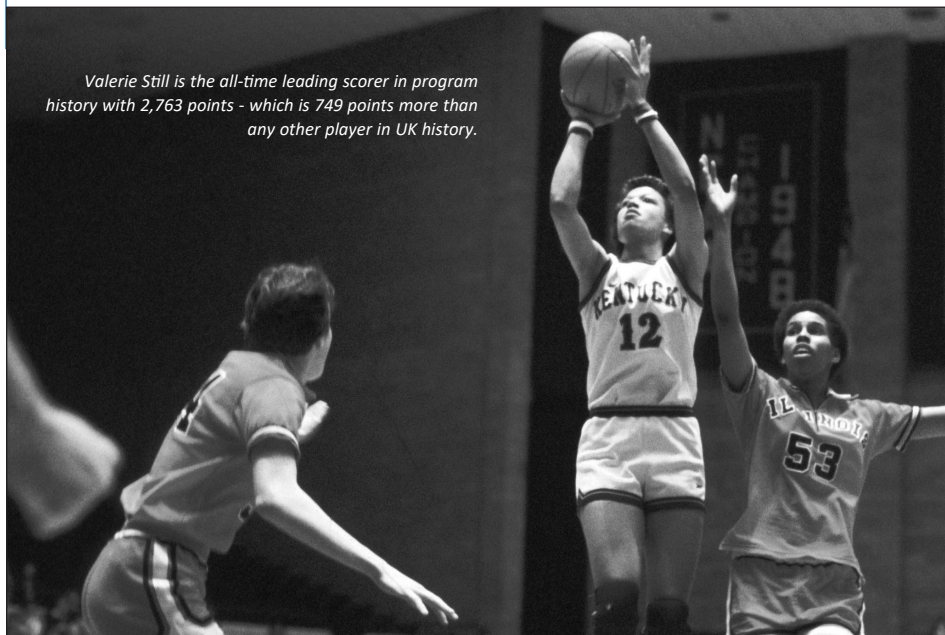
## ALL-TIME LEADING SCORERS - VARSITY CAREER (1,000-PT CLUB)

Player (Position)	Years	Seasons	Games	Average	Points
1. Valerie Still (C)	4	1979-83	119	23.2	2,763
2. A'dia Mathies (G)	4	2010-2013	140	14.4	2,014
3. Victoria Dunlap (F)	4	2008-2011	133	13.9	1,846
4. Leslie Nichols (F)	4	1982-86	111	18.2	1,797
5. Makayla Epps (G)	4	2013-2017	133	13.5	1,790
6. Samantha Mahoney (G)	4	2005-2008	132	12.1	1,601
7. Pam Browning (C)	4	1974-78	107	14.9	1,598
8. Sara Potts (G/F)	4	2001-2005	117	13.4	1,563
9. Sarah Elliott (C)	4	2005-2008	132	11.4	1,502
10. Elisabeth Lukschu (C)	4	1977-81	119	12.5	1,488
11. Selia "SeSe" Helm (C)	4	2000-2004	108	13.8	1,487
12. Stacey Reed (G)	4	1991-95	114	13.0	1,482
13. Jennifer O'Neill (G)	5	2010-2015	133	10.9	1,449
14. Tiffany Wait (G)	5	1995-2000	122	11.8	1,445
15. Jodie Whitaker (G)	4	1985-89	111	12.9	1,433
16. Kristi Cushenberry (G)	4	1988-92	118	11.5	1,358
17. Belitta Croley (F)	4	1984-88	94	14.2	1,339
18. Bria Goss (G)	4	2012-2015	134	9.8	1,318
19. Stacy McIntyre (F)	4	1988-92	116	10.5	1,215
<b>20. Maci Morris (G)</b>	<b>3</b>	<b>2015-18</b>	<b>97</b>	<b>12.5</b>	<b>1,209</b>
21. Maria Donhoff (G)	4	1977-81	121	9.8	1,187
22. LaTonya McDole (F)	4	1998-2002	117	10.1	1,180
23. Lea Wise (G)	4	1979-83	120	9.8	1,179
24. Patty Jo Hedges (G)	4	1979-83	120	9.8	1,176
25. Jocelyn Mills (C)	4	1989-93	103	11.4	1,170
26. Karen Mosley (F)	4	1982-86	109	10.4	1,135
27. Janet Timperman (G)	4	1975-79	N/A	N/A	1,080
28. Tedra Eberhart (G)	4	1990-94	113	9.5	1,071
29. Kim Denkins (C)	4	1994-98	107	9.9	1,057
30. Debbie Miller (G)	4	1983-87	109	8.5	1,031
31. Laura Meadows (F)	3	1997-2000	89	11.5	1,024
Jane Thompson (G)	4	2012-2016	119	8.6	1,024
32. Sandy Harding (G)	4	1983-87	111	9.2	1,023

## QUICKEST TO 1,000 POINTS (BY GAMES PLAYED)

Name	Years	Games to 1,000	Date	Opponent	Total Points	Total Games
1. Valerie Still	1979-83	44	1/27/81	Eastern Kentucky	2,763	119
2. Leslie Nichols	1982-86	66	12/29/84	Old Dominion	1,797	111
3. Selia Helm	2000-2004	73	2/9/03	Vanderbilt	1,487	108
4. A'dia Mathies	2010-2013	74	11/19/11	Southern Miss	1,435	104
5. Victoria Dunlap	2008-2011	85	1/31/10	Mississippi State	1,846	133

Valerie Still is the all-time leading scorer in program history with 2,763 points - which is 749 points more than any other player in UK history.











# REBOUNDING

## TEAM RECORDS

### MOST REBOUNDS

Game: 67 vs. Wright State (3/22/14) & vs. Morehead State (11/18/15)

Season: 1,513 (2013-14) [35 games]

By The Opponent: 1,392 (2014-15) [34 games]

### HIGHEST REBOUNDING AVERAGE

Season: 48.7 (1979-80) [1,413 in 29 games]

By An Opponent: 40.9 (2014-05) [1,392 in 34 games]

### HIGHEST REBOUNDING MARGIN

Season: +16.5 (1979-80)

## INDIVIDUAL RECORDS

### MOST REBOUNDS

Game: 27, Valerie Still vs. National College (2/9/82)

Season: 457, Valerie Still (1981-82)

Career: 1,525, Valerie Still (1979-83)

### HIGHEST REBOUNDING AVERAGE

Season: 16.8, Pam Browning (1974-75) [419 in 25 games]

Career: 12.8, Valerie Still (1979-83) [1,525 in 119 games]

## CAREER LEADERS

### REBOUNDS

Player	Seasons	G	Avg	Reb
1. Valerie Still	1979-83	119	12.8	1,525
2. Victoria Dunlap	2008-11	133	8.3	1,099
3. J. Humphrey	2003-07	129	7.5	964
4. Leslie Nichols	1982-86	111	7.9	877
5. Sarah Elliott	2005-08	132	6.1	800
6. Debra Oden	1976-80	109	7.2	785
7. Samarie Walker	2012-14	96	8.1	777
8. Kim Denkins	1994-98	107	7.1	762
9. Liz Lukschu	1977-81	119	6.1	722
10. LaTonya McDole	1998-2002	116	6.1	711

### REBOUNDING AVERAGE (MIN. 50 GAMES PLAYED)

Player	Seasons	G	Reb	Avg
1. Valerie Still	1979-83	119	1,525	12.8
2. Evelyn Akhator	2015-17	66	664	10.1
3. Victoria Dunlap	2008-11	133	1,099	8.3
4. Samarie Walker	2012-14	96	777	8.1
5. Leslie Nichols	1982-86	111	877	7.9
6. J. Humphrey	2003-07	129	964	7.5
7. Debra Oden	1976-80	109	785	7.2
8. Kim Denkins	1994-98	107	762	7.1
9. Jocelyn Mills	1989-93	103	703	6.8
10. Bebe Croley	1984-88	94	599	6.4

## SINGLE-SEASON LEADERS

### REBOUNDS

Player	Season	G	Avg	Reb
1. Valerie Still	1981-82	32	14.3	457
2. Valerie Still	1979-80	29	13.9	403
3. Debra Oden	1977-78	35	10.6	371
4. Evelyn Akhator	2016-17	33	10.8	358
5. Jennifer Humphrey	2006-07	34	10.3	351
6. Valerie Still	1982-83	28	12.0	336
7. Valerie Still	1980-81	30	10.9	329
8. Evelyn Akhator	2015-16	33	9.3	306
9. Samarie Walker	2013-14	35	8.7	305
10. Victoria Dunlap	2009-10	35	8.4	293
Samarie Walker	2012-13	36	8.1	293

### BY A FRESHMAN:

403 Valerie Still ..... 1980

### BY A SOPHOMORE:

371 Debra Oden ..... 1978

### BY A JUNIOR:

457 Valerie Still ..... 1982

### BY A SENIOR:

358 Evelyn Akhator ..... 2017

### REBOUNDING AVERAGE

Player	Season	G	Reb	Avg
1. Valerie Still	1981-82	32	457	14.3
2. Valerie Still	1979-80	29	403	13.9
3. Valerie Still	1982-83	28	336	12.0
4. Valerie Still	1980-81	30	329	10.9
5. Evelyn Akhator	2016-17	33	358	10.8
6. Debra Oden	1977-78	35	371	10.6
7. Jennifer Humphrey	2006-07	34	351	10.3
8. Evelyn Akhator	2015-16	33	306	9.3
9. Leslie Nichols	1984-85	29	247	9.1
Victoria Dunlap	2008-09	32	290	9.1
10. Kim Denkins	1995-96	27	242	9.0

### BY A FRESHMAN:

13.9 Valerie Still (403 in 29 games) ..... 1980

### BY A SOPHOMORE:

10.9 Valerie Still (329 in 30 games) ..... 1981

### BY A JUNIOR:

14.3 Valerie Still (457 in 32 games) ..... 1982

### BY A SENIOR:

12.0 Valerie Still (336 in 28 games) ..... 1983

## SINGLE-GAME HIGHS

### REBOUNDS

Player	Opponent (Date)	Reb
1. Valerie Still	National College (2/9/82)	27
2. Valerie Still	Rutgers (1/12/80)	26
3. Pam Browning	UT-Martin (1/22/77)	23
Victoria Dunlap	Louisville (12/5/10)	23
Evelyn Akhator	Ohio State (3/19/17)	23
5. Valerie Still	UT-Chattanooga (11/30/81)	21
6. Valerie Still	Charleston (12/19/82)	20
Debra Oden	Morehead (3/4/78)	20
Jennifer Humphrey	Auburn (1/21/07)	20
DeNesha Stallworth	Mississippi State (2/27/14)	20
10. J. Humphrey	Arkansas (3/1/07)	19

### BY A FRESHMAN:

26 Valerie Still vs. Rutgers ..... Jan. 12, 1980

### BY A SOPHOMORE:

20 Debra Oden vs. Morehead ..... March 4, 1978

### BY A JUNIOR:

27 Valerie Still vs. National College ..... Feb. 9, 1982

### BY A SENIOR:

23 Victoria Dunlap vs. Louisville ..... Dec. 5, 2010

23 Evelyn Akhator vs. Ohio State ..... March 19, 2017

## YEAR-BY-YEAR REBOUNDING LEADERS

Year	Name	Class	Pos.	Games	Rebounds	Avg.
1977-78	Debra Oden	So.	F	35	371	10.6
1978-79	Debra Oden	Jr.	F	29	225	7.8
1979-80	Valerie Still	Fr.	F/C	29	403	13.9
1980-81	Valerie Still	So.	F/C	30	329	10.9
1981-82	Valerie Still	Jr.	F/C	32	457	14.3
1982-83	Valerie Still	Sr.	F/C	28	336	12.0
1983-84	Leslie Nichols	So.	F	27	218	8.0
1984-85	Leslie Nichols	Jr.	F	27	247	9.1
1985-86	Leslie Nichols	Sr.	F	29	215	7.4
1986-87	Debbie Miller	Sr.	C	28	223	8.0
1987-88	Belitta Croley	Sr.	F	23	190	8.3
1988-89	V. Foster-Sutton	Jr.	C	28	172	6.1
1989-90	V. Foster-Sutton	Sr.	C	31	236	7.6
1990-91	Jocelyn Mills	So.	C	28	250	8.9
1991-92	Pattresia Leonard	Jr.	F/C	21	127	6.0
1992-93	Jocelyn Mills	Sr.	C	28	210	7.5
1993-94	Stacey Reed	Jr.	G	28	191	6.8
1994-95	Stacey Reed	Sr.	G	28	190	6.8
1995-96	Kim Denkins	So.	C	27	242	9.0
1996-97	Kim Denkins	Jr.	C	25	193	7.7
1997-98	Kim Denkins	Sr.	C	28	185	6.6
1998-99	Shantia Owens	Jr.	C	32	206	6.4
1999-2000	Shantia Owens	Sr.	C	29	219	7.6
2000-01	LaTonya McDole	Jr.	F	27	193	7.1
2001-02	SeSe Helm	So.	C	29	194	6.7
2002-03	SeSe Helm	Jr.	C	27	176	6.5
2003-04	SeSe Helm	Sr.	C	28	190	6.8
2004-05	Jennifer Humphrey	Jr.	F/C	34	199	6.0
2005-06	Jennifer Humphrey	Sr.	F/C	31	264	8.5
2006-07	Jennifer Humphrey	Sr.	F/C	34	351	10.3
2007-08	Victoria Dunlap	Fr.	F	33	228	6.9
2008-09	Victoria Dunlap	So.	F	32	290	9.1
2009-10	Victoria Dunlap	Jr.	F	35	293	8.4
2010-11	Victoria Dunlap	Sr.	F	33	288	8.7
2011-12	Samarie Walker	So.	F	25	179	7.2
2012-13	Samarie Walker	Jr.	F	36	293	8.1
2013-14	Samarie Walker	Sr.	C	35	305	8.7
2014-15	Linnæ Harper	So.	G	34	240	7.1
2015-16	Evelyn Akhator	Jr.	F	33	306	9.3
2016-17	Evelyn Akhator	Sr.	F	33	358	10.8
2017-18	Alyssa Rice	Sr.	C	32	184	5.8





## ASSISTS

### TEAM RECORDS

#### MOST ASSISTS

Game: 33 vs. Michigan (1/23/82) and @ Detroit-Mercy (12/28/83)  
Season: 665 (1981-82) [32 games]

#### MOST ASSISTS PER GAME

Season: 20.8, (1981-82) [665 in 32 games]

### INDIVIDUAL RECORDS

#### MOST ASSISTS

Game: 16, Patty Jo Hedges vs. Cincinnati (1/15/82)  
Season: 209, Patty Jo Hedges (1981-82) [32 games]  
Career: 731, Patty Jo Hedges (1979-83) [120 games]

#### MOST ASSISTS PER GAME

Season: 7.1, Patty Jo Hedges (1979-83) [200 in 28 games]  
Career: 6.4, Sandy Harding (1983-87) [706 in 111 games]

### CAREER LEADERS

#### ASSISTS

Player	Seasons	G	Avg	Asst
1. Patty Jo Hedges	1980-83	120	6.091	731
2. Sandy Harding	1983-87	111	6.360	706
3. Jodie Whitaker	1985-89	111	4.180	464
Lea Wise	1979-83	120	3.866	464
5. Stacey Reed	1991-95	114	3.877	442
6. Amber Smith	2008-12	123	3.455	425
7. Makayla Epps	2013-17	133	3.067	408
8. Rita Adams	1999-03	110	3.636	400
9. Tracye Davis	1987-91	113	3.247	367
10. A'dia Mathies	2010-13	140	2.493	349

#### ASSISTS PER GAME

Player	Seasons	G	Asst	Avg
1. Sandy Harding	1983-87	111	706	6.360
2. Patty Jo Hedges	1979-83	120	731	6.091
3. Jodie Whitaker	1985-89	111	464	4.180
4. Stacey Reed	1991-95	114	442	3.877
5. Lea Wise	1979-83	120	464	3.866
6. Amber Smith	2008-12	123	425	3.455
7. Angela Phillips	2003-05	62	230	3.710
8. Rita Adams	1999-2003	110	400	3.636
9. Taylor Murray	2016-Pres.	95	327	3.442
10. Tracye Davis	1987-91	113	367	3.247
11. Makayla Epps	2013-17	133	408	3.067

### SINGLE-SEASON LEADERS

#### ASSISTS

Player	Season	G	Avg	Assists
1. Patty Jo Hedges	1981-82	32	6.53	209
2. Patty Jo Hedges	1982-83	28	7.14	200
3. Sandy Harding	1986-87	28	6.60	185
4. Sandy Harding	1985-86	28	6.53	183
5. Patty Jo Hedges	1980-81	31	5.83	181
6. Jodie Whitaker	1987-88	29	6.10	177
7. Sandy Harding	1984-85	27	6.29	170
8. Sandy Harding	1983-84	28	6.00	168
9. Rita Adams	2001-02	29	5.58	162
10. Amber Smith	2009-10	36	4.47	161

#### BY A FRESHMAN:

168 Sandy Harding .....1983-84

#### BY A SOPHOMORE:

181 Patty Jo Hedges .....1980-81

#### BY A JUNIOR:

209 Patty Jo Hedges .....1981-82

#### BY A SENIOR:

200 Patty Jo Hedges .....1982-83

#### ASSISTS PER GAME

Player	Season	G	Assists	Avg
1. Patty Jo Hedges	1982-83	28	200	7.14
2. Patty Jo Hedges	1981-82	32	209	6.53
3. Sandy Harding	1986-87	28	185	6.60
4. Sandy Harding	1985-86	28	183	6.53
5. Patty Jo Hedges	1980-81	31	181	5.83
6. Jodie Whitaker	1987-88	29	177	6.10
7. Sandy Harding	1984-85	27	170	6.29
8. Sandy Harding	1983-84	28	168	6.00
9. Rita Adams	2001-02	29	162	5.58

### SINGLE-GAME HIGHS

#### ASSISTS

Player	Opponent (Date)	Assists
1. Patty Jo Hedges	Cincinnati (1/15/82)	16
2. Patty Jo Hedges	LSU (2/27/82)	15
Sandy Harding	Dayton (1/14/86)	15
4. Jodie Whitaker	East Carolina (11/28/87)	14
Patty Jo Hedges	Memphis State (1/3/83)	14
6. Tracye Davis	Tennessee State (1/30/88)	13
7. Makayla Epps	Morehead State (11/18/15)	12
Stacey Reed	Detroit (12/1/93)	12
Jodie Whitaker	Miami (2/8/86)	12
Leslie Nichols	Detroit (2/26/86)	12

## YEAR-BY-YEAR ASSIST LEADERS

Year	Player	Class	Pos.	G	Asst.	Avg.
1977-78	Debbie Mack	Jr.	G	35	123	3.5
1978-79	Geri Grigsby	So.	G	29	102	3.5
1979-80	Patty Jo Hedges	Fr.	G	29	141	4.9
1980-81	Patty Jo Hedges	So.	G	31	181	5.8
1981-82	Patty Jo Hedges	Jr.	G	32	209	6.5
1982-83	Patty Jo Hedges	Sr.	G	28	200	7.1
1983-84	Sandy Harding	Fr.	G	28	168	6.0
1984-85	Sandy Harding	So.	G	27	170	6.3
1985-86	Sandy Harding	Jr.	G	28	183	6.5
1986-87	Sandy Harding	Sr.	G	28	185	6.6
1987-88	Jodie Whitaker	Jr.	G	29	177	6.1
1988-89	Jodie Whitaker	Sr.	G	28	78	2.8
1989-90	Malinka Salhi	Sr.	G	31	146	4.7
1990-91	Tracye Davis	Sr.	G	26	113	4.3
1991-92	Stacey Reed	Fr.	G	30	90	3.0
1992-93	Stacey Reed	So.	G	28	101	3.6
1993-94	Stacey Reed	Jr.	G	28	138	4.9
1994-95	Stacey Reed	Sr.	G	28	113	4.0
1995-96	Christina Jansen	Sr.	G	27	127	4.7
1996-97	Tiffany Wait	So.	G/F	27	103	3.8
1997-98	Natalie Martinez	So.	G	28	95	3.4
1998-99	Erica Jackson	Jr.	G	31	129	4.2
1999-2000	Erica Jackson	Sr.	G	29	91	3.1
2000-01	Rita Adams	So.	G	27	88	3.3
2001-02	Rita Adams	Jr.	G	29	162	5.6
2002-03	Rita Adams	Sr.	G	27	68	2.7
2003-04	Angela Phillips	Fr.	G	28	119	4.3
2004-05	Angela Phillips	So.	G	34	111	3.3
2005-06	Carly Ormerod	Fr.	G	31	101	3.3
2006-07	Carly Ormerod	So.	G	34	122	3.6
2007-08	Samantha Mahoney	Sr.	G	33	74	2.2
2008-09	Amber Smith	So.	PG	32	114	3.6
2009-10	Amber Smith	Jr.	PG	36	161	4.5
2010-11	A'dia Mathies	So.	G	34	89	2.6
2011-12	A'dia Mathies	Jr.	G	34	93	3.4
2012-13	Jennifer O'Neill	R-So.	PG	36	99	2.7
2013-14	Janee Thompson	So.	PG	35	107	3.1
2014-15	Makayla Epps	So.	G	34	101	2.9
2015-16	Janee Thompson	Sr.	G	33	157	4.5
2016-17	Makayla Epps/Taylor Murray	Sr./So.	G/G	33/30	118/118	3.5/3.9
2017-18	Taylor Murray	Jr.	G	32	136	4.2



# BLOCKS

## TEAM RECORDS

### MOST BLOCKS

**Game:** 19 vs. North Carolina A&T (12/6/06)  
**Season:** 181 (2012-13) [36 games]

### MOST BLOCKS PER GAME

**Season:** 5.0 (2012-13) [181 in 36 games]

## INDIVIDUAL RECORDS

### MOST BLOCKS

**Game:** 7, DeNesha Stallworth vs. Texas A&M (2/18/13)  
**Season:** 66, Victoria Dunlap (2009-10) [35 games]  
**Career:** 195, Sarah Elliott (2005-08) [132 games]

### MOST BLOCKS PER GAME

**Season:** 1.885, Victoria Dunlap (2009-10) [66 in 35 games]  
**Career:** 1.47, Sarah Elliott (2005-08) [195 in 132 games]

## CAREER LEADERS

### BLOCKS

Player	Seasons	G	Avg	Blks
1. Sarah Elliott	2005-2008	132	1.47	195
2. Victoria Dunlap	2008-2011	133	1.34	178
3. Valerie Still	1979-83	119	1.31	156
4. Azia Bishop	2012-2015	134	1.13	152
5. Jennifer Humphrey	2003-2007	129	0.83	107
6. Leslie Nichols	1982-86	111	0.92	102
7. Samarie Walker	2012-2014	96	1.00	96
8. Laura Meadows	1997-2000	89	1.17	95
9. Alyssa Rice	2015-2018	125	0.74	93
10. Rita Adams	1999-2003	110	0.74	81
Shantia Owens	1998-2000	61	1.33	81

### BLOCKS PER GAME (MIN. 50 BLOCKS)

Player	Seasons	G	Blks	Avg
1. Sarah Elliott	2005-2008	132	195	1.47
2. DeNesha Stallworth	2013-2014	65	87	1.34
3. Shantia Owens	1998-2000	61	81	1.33
Victoria Dunlap	2008-2011	133	178	1.33
5. Valerie Still	1979-83	119	156	1.31
6. Victoria Dunlap	2008-2011	100	129	1.29
7. Laura Meadows	1997-2000	89	95	1.17
8. Lisa Ellis	1988-90	59	68	1.15
9. Azia Bishop	2012-2015	134	152	1.13
10. Samarie Walker	2012-2014	96	96	1.00

## SINGLE-SEASON LEADERS

### BLOCKS

Player	Season	G	Avg	Blks
1. Victoria Dunlap	2009-2010	35	1.885	66
2. Sarah Elliott	2007-2008	33	1.696	56
Samarie Walker	2012-2013	36	1.555	56
4. Valerie Still	1980-81	31	1.709	53
Azia Bishop	2014-2015	33	1.606	53
6. DeNesha Stallworth	2012-2013	35	1.485	52
7. Sarah Elliott	2006-2007	34	1.471	50
8. Sarah Elliott	2004-2005	34	1.484	49
Victoria Dunlap	2010-2011	33	1.484	49
10. Valerie Still	1979-80	29	1.586	46

### BY A FRESHMAN:

49 Sarah Elliott.....2005

### BY A SOPHOMORE:

53 Valerie Still .....1981

### BY A JUNIOR:

66 Victoria Dunlap.....2010

### BY A SENIOR:

56 Sarah Elliott.....2008

### BLOCKS PER GAME (MIN. 30 BLOCKS)

Player	Season	G	Blks	Avg
1. Victoria Dunlap	2009-2010	35	66	1.888
2. Valerie Still	1980-81	31	53	1.709
3. Sarah Elliott	2007-2008	33	56	1.696
4. Azia Bishop	2014-2015	33	53	1.606
5. Valerie Still	1979-80	29	46	1.586
6. Samarie Walker	2012-2013	36	56	1.555
7. Pattresa Leonard	1990-91	29	44	1.517
8. Sarah Elliott	2004-2005	34	49	1.484
9. Shantia Owens	1999-2000	29	43	1.482
10. Sarah Elliott	2006-2007	34	50	1.471

## SINGLE-GAME HIGHS

### BLOCKS

Player	Opponent (Date)	Blks
1. DeNesha Stallworth	Texas A&M (2/18/2013)	7
2. Alexis Jennings	Oklahoma (3/21/16)	6
Azia Bishop	Tennessee State (12/28/14)	6
Sarah Elliott	NCA&T (12/6/2005)	6
Laura Meadows	Nebraska (11/29/99)	6
Lisa Ellis	Middle Tennessee (1/8/89)	6
Jody Runge	Memphis State (1/31/82)	6
7. Dorie Harrison	Evansville (12/5/2017)	5
Evelyn Akhator	Morehead State (11/18/15)	5
DeNesha Stallworth	Wright State (3/22/2014)	5
Azia Bishop	Central Michigan (11/17/2013)	5
Victoria Dunlap	Mississippi State (3/6/2010)	5
Jenn'e Jackson	Furman (12/6/2008)	5
Sarah Elliott	Marquette (3/30/2008)	5
Sarah Elliott	James Madison (3/26/2008)	5
Sarah Elliott	Louisville (12/20/2007)	5
Sarah Elliott	West Virginia (3/28/2005)	5
Shantia Owens	Winthrop (1/3/2000)	5
Shantia Owens	Ole Miss (1/10/99)	5
Lisa Ellis	Kentucky State (1/16/89)	5
Leslie Nichols	Old Dominion (1/10/86)	5

**Note:** Records kept since 1978-79 season

## YEAR-BY-YEAR BLOCKS LEADERS

Year	Player	Class	Pos	G	Blks	Avg.
1978-79	Liz Lukschu	So.	F/C	29	22	0.7
1979-80	Valerie Still	Fr.	F/C	29	46	1.6
1980-81	Valerie Still	So.	F/C	31	53	1.7
1981-82	Valerie Still	Jr.	F/C	32	39	1.2
1982-83	Leslie Nichols	Fr.	F	28	38	1.3
1983-84	Jody Runge	Jr.	C	28	32	1.1
1984-85	Leslie Nichols	Jr.	F	23	28	1.2
1985-86	Leslie Nichols	Sr.	F	30	29	1.0
1986-87	Debbie Miller	Sr.	G	28	22	0.8
Melanie Warren	Sr.	C	28	22	0.8	
1987-88	Bebe Croley	Sr.	F	29	16	0.5
1988-89	Lisa Ellis	Jr.	C	28	29	1.0
1989-90	Lisa Ellis	Sr.	C	31	39	1.2
1990-91	Pattresa Leonard	So.	F/C	29	44	1.5
1991-92	Jennifer Gray	So.	C	30	18	0.6
1992-93	Jennifer Gray	Jr.	C	28	15	0.5
1993-94	Jennifer Gray	Sr.	C	28	19	0.6
Christe Jordon	Sr.	F	28	19	0.6	
1994-95	Karri Koach	Sr.	C	28	30	1.1
1995-96	Kim Denkins	So.	C	27	15	0.5
1996-97	Kim Denkins	Jr.	C	25	13	0.5
1997-98	Laura Meadows	Fr.	G/F	28	35	1.2
1998-99	Shantia Owens	Jr.	C	32	38	1.2
1999-00	Shantia Owens	Sr.	C	29	43	1.5
2000-01	Rita Adams	So.	G	27	19	0.7
2001-02	Rita Adams	Jr.	G	29	17	0.6
2002-03	Rita Adams	Sr.	G	25	29	1.2
2003-04	Keiko Tate	Jr	F	26	20	0.8
2004-05	Sarah Elliott	Fr.	C	34	49	1.4
2005-06	Sarah Elliott	So.	C	31	40	1.3
2006-07	Sarah Elliott	Jr.	C	34	50	1.4
2007-08	Sarah Elliott	Sr.	C	33	56	1.6
2008-09	Victoria Dunlap	So.	F	32	38	1.2
2009-10	Victoria Dunlap	Jr.	F	35	66	1.9
2010-11	Victoria Dunlap	Sr.	F	33	49	1.5
2011-12	Azia Bishop	Fr.	C	32	31	0.8
2012-13	Samarie Walker	Jr.	F	36	56	1.5
2013-14	Azia Bishop	Jr.	C	35	41	1.2
2014-15	Azia Bishop	Sr.	C	33	53	1.6
2015-16	Evelyn Akhator	Jr.	F	33	32	1.0
2016-17	Evelyn Akhator	Sr.	F	33	29	0.8
2017-18	Alyssa Rice	Sr.	C	32	36	0.7



## STEALS

### TEAM RECORDS

#### MOST STEALS

Game: 28 vs. West Virginia (12/12/93)  
Season: 429 (2012-13) [36 games]

#### MOST STEALS PER GAME

Season: 13.1 (1990-91) [29 games]

### INDIVIDUAL RECORDS

#### MOST STEALS

Game: 11, Leslie Nichols vs. Louisville (2/14/86)  
Season: 107, Victoria Dunlap (2009-10) [35 games]  
Career: 320, A'dia Mathies (2010-13) [140 games]

#### MOST STEALS PER GAME

Season: 3.58, Rita Adams (2001-02) [104 in 29 games]; Leslie Nichols (1985-86) [104 in 29 games]  
Career: 2.71, Stacey Reed (1991-95) [309 in 114 games]

### CAREER LEADERS

#### STEALS

Player	Seasons	G	Avg	Stls
1. A'dia Mathies	2010-2013	140	2.285	320
2. Stacey Reed	1991-95	114	2.710	309
3. Victoria Dunlap	2008-2011	133	2.310	307
4. Leslie Nichols	1982-86	111	2.504	278
5. Patty Jo Hedges	1979-83	120	2.266	272
6. Rita Adams	1999-2003	110	2.427	267
7. LaTonya McDole	1998-2002	117	2.076	243
8. Christina Jansen	1992-96	107	2.140	229
9. Sandy Harding	1983-87	111	2.018	224
10. Valerie Still	1979-83	119	1.689	201

#### STEALS PER GAME (MIN. 75 STEALS)

Player	Seasons	G	Stls	Avg
1. Stacey Reed	1991-95	114	309	2.710
2. Leslie Nichols	1982-86	111	278	2.504
3. Rita Adams	1999-2003	110	267	2.427
4. Victoria Dunlap	2008-2011	133	307	2.310
5. A'dia Mathies	2010-2013	140	320	2.285
6. Patty Jo Hedges	1979-83	120	272	2.266
7. Christina Jansen	1992-96	107	229	2.140
8. LaTonya McDole	1998-2002	117	243	2.076
9. Sandy Harding	1983-87	111	224	2.018

### SINGLE-SEASON LEADERS

#### STEALS

Player	Season	G	Avg	Stls
1. Victoria Dunlap	2009-2010	35	3.0	107
2. Leslie Nichols	1985-86	29	3.6	104
Rita Adams	2001-2002	29	3.6	104
4. Victoria Dunlap	2010-2011	33	3.0	100
5. Stacey Reed	1993-94	28	3.5	97
6. A'dia Mathies	2009-2010	36	2.6	93
7. Malinka Salhi	1989-90	31	2.9	90
8. A'dia Mathies	2011-2012	34	2.5	87
9. Patty Jo Hedges	1980-81	31	2.5	78
10. Stacey Reed	1994-95	28	2.7	75

#### BY A FRESHMAN:

93 A'dia Mathies (36 games) ..... 2009-2010

#### BY A SOPHOMORE:

78 Patty Jo Hedges (31 games) ..... 1980-81

#### BY A JUNIOR:

107 Victoria Dunlap (35 games) ..... 2009-2010

#### BY A SENIOR:

104 Leslie Nichols (29 games) ..... 1985-86

#### STEALS PER GAME (MIN. 30 STEALS)

Player	Season	G	Stls	Avg
1. Leslie Nichols	1985-86	29	104	3.586
Rita Adams	2001-2002	29	104	3.586
3. Stacey Reed	1993-94	28	97	3.464
4. Victoria Dunlap	2009-2010	35	107	3.057
5. Malinka Salhi	1989-90	31	90	2.903
6. Leslie Nichols	1984-85	27	74	2.740
7. Stacey Reed	1994-95	28	75	2.678
8. A'dia Mathies	2011-2012	34	87	2.600
9. A'dia Mathies	2009-2010	36	93	2.583

### SINGLE-GAME HIGHS

#### STEALS

Player	Opponent (Date)	Steals
1. Leslie Nichols	Louisville (2/14/86)	11
2. Rita Adams	VCU (12/16/2001)	9
A'dia Mathies	Nebraska Omaha (11/22/2011)	9
4. 13 players	Last, Victoria Dunlap vs. Louisville (12/20/2009) and A'dia Mathies vs. Mississippi Valley State (1/1/2010)	8
15. 11 players	Last, Taylor Murray at Vanderbilt (1/15/2018)	7

Note: Records kept since 1978-79 season

## YEAR-BY-YEAR STEALS LEADERS

Year	Player	Class	Pos	G	Steals	Avg.
1978-79	Janet Timperman	Sr.	G/F	29	52	1.8
1979-80	Patty Jo Hedges	Fr.	G	29	60	2.1
1980-81	Patty Jo Hedges	So.	G	31	78	2.5
1981-82	Patty Jo Hedges	Jr.	G	32	61	1.9
1982-83	Patty Jo Hedges	Sr.	G	28	73	2.6
1983-84	Leslie Nichols	So.	F	27	64	2.4
1984-85	Leslie Nichols	Jr.	F	27	74	2.7
1985-86	Leslie Nichols	Sr.	F	29	104	3.6
1986-87	Bebe Croley	Jr.	G	28	73	2.6
1987-88	Jodie Whitaker	Jr.	G	29	44	1.5
1988-89	Malinka Salhi	Jr.	G	28	48	1.7
1989-90	Malinka Salhi	Sr.	G	31	90	2.9
1990-91	Stacy McIntyre	Jr.	F	29	68	2.3
1991-92	Stacey Reed	Fr.	G	30	69	2.3
1992-93	Stacey Reed	So.	G	28	68	2.4
1993-94	Stacey Reed	Jr.	G	28	97	3.5
1994-95	Stacey Reed	Sr.	G	28	75	2.7
1995-96	Christina Jansen	Sr.	G	27	63	2.3
1996-97	Nikki Hay	Jr.	G	27	50	1.9
1997-98	Tiffany Wait	Jr.	G/F	28	48	1.7
1998-99	Erica Jackson	Jr.	G	31	64	2.1
1999-2000	Erica Jackson	Sr.	G	29	68	2.3
2000-01	LaTonya McDole	Jr.	F	27	77	2.9
2001-02	Rita Adams	Jr.	G	29	104	3.6
2002-03	Rita Adams	Sr.	G	27	68	2.5
2003-04	Sara Potts	Jr.	G	28	38	1.4
Shambrica Jones	Sr.	F	28	38	1.4	
2004-05	Sara Potts	Sr.	G/F	34	40	1.2
2005-06	Nastassia Alcius	Jr.	G	31	43	1.4
2006-07	Carly Ormerod	Jr.	G	34	41	1.2
2007-08	Victoria Dunlap	Fr.	F	33	43	1.3
2008-09	Victoria Dunlap	So.	F	32	57	1.8
2009-10	Victoria Dunlap	Jr.	F	35	107	3.1
2010-11	Victoria Dunlap	Sr.	F	33	100	3.0
2011-12	A'dia Mathies	Jr.	G	34	87	2.6
2012-13	Samarie Walker	Jr.	F	36	72	2.0
2013-14	DeNesha Stallworth	Sr.	F	30	44	1.5
2014-15	Linnæ Harper	So.	G	34	69	2.0
2015-16	Taylor Murray	Fr.	G	33	56	1.6
2016-17	Taylor Murray	So.	G	30	61	2.0





# STREAKS

## WIN STREAK

### OVERALL

No.	Began	Ended
1.	17 Nov. 17, 2012 vs. High Point (H) 80-46	Jan. 24, 2013 vs. South Carolina (A) 50-55
2.	11 Nov. 13, 2015 vs. Rice (H) 72-39	Jan. 3, 2016 vs. Auburn (A) 61-66
	11 Nov. 8, 2013 at Marist (A) 75-61	Dec. 22, 2013 vs. Duke (H) 61-69
	11 Nov. 13, 2009 vs. Boston (H) 92-58	Dec. 28, 2009 vs. MTSU (A) 51-57
	11 Jan. 6, 1983 vs. Middle Tennessee (H) 73-68	Feb. 9, 1983 vs. Tennessee (H) 85-95
5.	10 Jan. 1, 2012 vs. Florida (A) 59-56	Feb. 5, 2012 vs. LSU (A) 51-61
	10 Nov. 11, 2011 vs. Morehead State (A) 96-60	Dec. 18, 2011 vs. Notre Dame (A) 83-92
	10 Jan. 5, 1980 vs. South Carolina State (A) 87-72	Feb. 2, 1980 vs. Tennessee (H) 83-91
8.	9 Nov. 30, 1989 vs. Miami (OH) (A) 61-56	Jan. 7, 1990 vs. Vanderbilt (A) 70-79
	9 Dec. 1, 1980 vs. Charleston (H) 94-57	Jan. 11, 1981 vs. Rutgers (A) 67-69
10.	8 Jan. 17, 2010 vs. Alabama (H) 88-63	Feb. 14, 2010 vs. Vanderbilt (A) 55-68
	8 Dec. 8, 2006 vs. Alabama State (H) 75-46	Jan. 6, 2007 vs. Ohio State (A) 51-53
	8 Nov. 18, 2005 vs. IUPUI (H) 81-52	Dec. 18, 2005 vs. #3 LSU (H) 36-66
	8 Dec. 5, 1990 vs. Miami (OH) (H) 72-68	Jan. 6, 1991 vs. LSU (A) 74-78
	8 Nov. 11, 1982 vs. East Carolina (H) 78-67	Jan. 3, 1983 vs. Memphis State (A) 71-75
	8 Feb. 10, 1980 vs. Auburn (N) 88-59	March 6, 1980 vs. N.C. State (A) 63-71
16.	7 Dec. 3, 1987 vs. Ohio State (H) 68-51	Jan. 4, 1998 vs. Florida (A) 58-100
	7 Dec. 20, 1992 vs. Chicago State (N) 95-33	Jan. 16, 1993 vs. Auburn (H) 49-52
	7 March 22, 1990 vs. Maine (N) 76-66	Dec. 2, 1990 vs. Indiana (A) 64-80
	7 Feb. 20, 1982 vs. Florida (A) 89-87	March 20, 1982 vs. La. Tech (A) 60-82
	7 Dec. 21, 1981 vs. UCLA (H) 83-72	Jan. 20, 1982 vs. Old Dominion (A) 68-91
	7 Jan. 13, 1981 vs. Western Kentucky (A) 77-70	Jan. 31, 1981 vs. Auburn (N) 66-70
	7 Jan. 13, 2011 vs. South Carolina (H) 66-48	Feb. 7, 2011 vs. Tennessee (H) 67-73

### SINGLE SEASON

No.	Began	Ended
1.	17 Nov. 17, 2012 vs. High Point (H) 80-46	Jan. 24, 2013 vs. South Carolina (A) 50-55
2.	11 Nov. 13, 2015 vs. Rice (H) 72-39	Jan. 3, 2016 vs. Auburn (A) 61-66
	11 Nov. 8, 2013 at Marist (A) 75-61	Dec. 22, 2013 vs. Duke (H) 61-69
	11 Nov. 13, 2009 vs. Boston (H) 92-58	Dec. 28, 2009 vs. MTSU (A) 51-57
	11 Jan. 6, 1983 vs. Middle Tennessee (H) 73-68	Feb. 9, 1983 vs. Tennessee (H) 85-95
4.	10 Jan. 1, 2012 vs. Florida (A) 59-56	Feb. 5, 2012 vs. LSU (A) 51-61
	10 Nov. 11, 2011 vs. Morehead State (A) 96-60	Dec. 18, 2011 vs. Notre Dame (A) 83-92
	10 Jan. 5, 1980 vs. South Carolina State (A) 87-72	Feb. 2, 1980 vs. Tennessee (H) 83-91
7.	9 Nov. 30, 1989 vs. Miami (OH) (A) 61-56	Jan. 7, 1990 vs. Vanderbilt (A) 70-79
	9 Dec. 1, 1980 vs. Charleston (H) 94-57	Jan. 11, 1981 vs. Rutgers (A) 67-69
9.	8 Jan. 17, 2010 vs. Alabama (H) 88-63	Feb. 14, 2010 vs. Vanderbilt (A) 55-68
	8 Dec. 8, 2006 vs. Alabama State (H) 75-46	Jan. 6, 2007 vs. Ohio State (A) 51-53
	8 Nov. 18, 2005 vs. IUPUI (H) 81-52	Dec. 18, 2005 vs. #3 LSU (H) 36-66
	8 Dec. 5, 1990 vs. Miami (OH) (H) 72-68	Jan. 6, 1991 vs. LSU (A) 74-78
	8 Nov. 11, 1982 vs. East Carolina (H) 78-67	Jan. 3, 1983 vs. Memphis State (A) 71-75
	8 Feb. 10, 1980 vs. Auburn (N) 88-59	March 6, 1980 vs. N.C. State (A) 63-71

### HOME COURT

No.	Began	Ended
1.	34 Feb. 13, 2011 vs. LSU 49-47	Feb. 3, 2013 vs. Georgia 71-75
2.	30 Feb. 12, 1980 vs. Northern Kentucky 62-61	Jan. 31, 1982 vs. Memphis State 69-70
3.	25 March 19, 2009 vs. Chattanooga 81-76	Jan. 9, 2011 vs. Georgia 59-61
4.	19 Feb. 23, 1982 vs. Louisville 84-80	Feb. 9, 1983 vs. Tennessee 85-95
5.	14 Jan. 31, 1990 vs. Eastern Kentucky 80-59	Jan. 27, 1991 vs. Alabama 65-72
6.	13 Jan. 30, 1984 vs. New Orleans 85-68	Jan. 13, 1985 vs. Old Dominion 63-64
	13 March 2, 2014 vs. Vanderbilt 65-63	Jan. 29, 2015 vs. Tennessee 72-73
8.	11 Feb. 7, 1987 vs. Alabama 89-80	Jan. 7, 1988 vs. Mississippi State 61-68
	11 Feb. 10, 1979 vs. Detroit 80-61	Feb. 2, 1980 vs. Tennessee 83-91
10.	11 Nov. 19, 2004 vs. Butler 82-44	Jan. 27, 2005 vs. Vanderbilt 67-73

### BIGGEST WINS

Margin	Opponent (Site)	Score	Date
1.	+77 Kentucky State (H)	121-44	Nov. 24, 1989
2.	+75 Jacksonville State (H)	100-25	Nov. 15, 2011
3.	+74 Morris Brown (H)	106-32	Dec. 23, 2002
4.	+72 Arkansas-Pine Bluff (H)	107-35	Dec. 21, 2010
5.	+68 Jackson State (H)	92-24	Nov. 29, 2015
6.	+67 Lipscomb (H)	116-49	Nov. 21, 2013
	+67 Alcorn State (H)	90-23	Dec. 28, 2012
8.	+66 USC Upstate (H)	100-34	Nov. 25, 2012
9.	+65 Georgia Southern (H)	103-38	Nov. 13, 2013
10.	+63 Grambling State (H)	109-46	Dec. 29, 2013
	+63 National College (H)	109-46	Feb. 22, 1984
12.	+62 Chicago State (N)	95-33	Dec. 20, 1992
13.	+60 Tennessee State (H)	105-45	Dec. 22, 2005
14.	+59 Southern Utah (H)	98-39	Jan. 17, 1990
15.	+58 Arkansas-Pine Bluff (H)	101-43	Dec. 12, 2011
16.	+56 Charleston Southern (H)	89-33	Dec. 10, 2004
	+56 Western Kentucky (H)	99-43	Jan. 14, 1980
18.	+55 Morehead State (H)	112-57	Nov. 18, 2015
	+55 Nicholls State (H)	106-51	Dec. 21, 2004
	+55 Winthrop (H)	94-39	Jan. 3, 2000
	+55 Miami (Fla.) (H)	108-53	Feb. 8, 1986

22.	+54 UNC Asheville (H)	85-31	March 19, 2016
	+54 Miami (Ohio) (H)	107-53	Dec. 1, 2009
24.	+53 Mississippi State (H)	100-47	Jan. 17, 2013
25.	+52 Florida A&M (H)	91-39	Dec. 13, 2009
26.	+51 Bellarmine (N/A)	83-32	Jan. 10, 1975
27.	+50 Indiana (H)	102-52	Dec. 15, 1979

### BIGGEST SEC WINS

Margin	Opponent (Site)	Score	Date
1.	+53 Mississippi State (H)	100-47	Jan. 17, 2013
2.	+48 Mississippi State (H)	88-40	Jan. 8, 2012
3.	+44 Auburn (H)	97-53	Jan. 20, 2013
4.	+36 Mississippi State (A)	76-40	Feb. 26, 2012
5.	+32 Ole Miss (H)	89-57	Jan. 26, 2017
5.	+31 Auburn (H)	69-38	Feb. 3, 2011
6.	+30 Ole Miss (H)	108-78	Feb. 13, 2014
7.	+29 Arkansas (A)	79-50	Feb. 12, 2006
	+29 Auburn (N)	88-59	Feb. 10, 1980
9.	+28 South Carolina (H)	93-65	Feb. 21, 1999
10.	+27 Alabama (A)	104-77	Jan. 18, 1983
	+27 Arkansas (H)	87-60	Feb. 18, 2007
12.	+26 Florida (H)	77-51	Feb. 18, 2010
13.	+25 Alabama (H)	79-54	Jan. 25, 2018
	+25 Alabama (H)	73-48	Jan. 7, 2016
	+25 Ole Miss (A)	90-65	Feb. 28, 2013
	+25 Alabama (H)	88-63	Jan. 17, 2010
	+25 Florida (A)	76-61	Feb. 3, 1984

### BIGGEST LOSSES

Margin	Opponent (Site)	Score	Date
1.	-79 Australian National	40-119	Feb. 1, 1974
2.	-72 Tennessee (H)	38-110	Jan. 21, 2001
3.	-54 Tennessee (A)	53-107	Nov. 13, 1976
4.	-49 Delta State (A)	40-89	Dec. 19, 1976
5.	-46 Georgia (A)	67-113	Feb. 23, 1986
6.	-44 Tennessee (A)	39-83	Jan. 27, 2001
	-44 Tennessee (A)	57-101	Jan. 21, 1989
	-44 Tennessee (N)	66-100	March 5, 1988
9.	-42 Florida (A)	58-100	Jan. 4, 1998
	-42 Auburn (A)	46-88	Feb. 10, 1996

### BIGGEST COMEBACKS

1.	-19 Miami (Ohio), 53-34, 16:27 in second half, (won, 77-71) 11/21/00
2.	-18 Miami (Ohio), 14:35 in second half, (won, 108-102, OT) 12/21/02
	-18 Middle Tenn., 31-13, 3:54 in first half (also down 46-29, 14:29 in second half) (won, 68-66) 1/8/89
4.	-17 Oregon State, 38-21, 2:29 in first half (won 73-70) 11/25/04
	-17 WKU, 30-47, 17:09 in second half, (won 76-63) 12/22/03
	-17 Villanova, 19-2, 11:52 in first half (won 63-54) 12/29/96
7.	-16 Louisville, 32-16, 6:44 in first half (won 77-68) 12/7/14
	-16 South Carolina, 30-46 in second half, (won, 78-74) 2/14/13
	-16 Vanderbilt, 53-37, 11:19 in second half (won, 74-68) 1/6/89
	-16 Ole Miss, 24-8, 6:51 in first half (won, 69-61) 2/8/07
11.	-15 Mississippi State, 54-39, 15:18 in second half (won, 76-67) 3/6/15
12.	-14 Baylor, 40-26, 18:31 in the second half (won, 74-64) 11/17/14
	-14 Louisville, 21-7, 11:16 in first half (won 69-64) 12/1/13
	-14 Louisville, 35-21, 15:08 in second half (won, 48-47) 2/2/12
	-14 Florida, 20-6, 12:46 in first half (won, 71-67) 3/2/12
	-14 Mississippi St., 40-26, 18:52 in second half, (won, 76-65) 3/6/10
	-14 Xavier, 40-26, 18:49 in second half, (won, 67-62) 3/24/05
	-14 Toledo, 32-18, 5:43 in second half (won, 85-76) 3/24/90
	-14 Auburn, 22-8, 8:36 in first half (won 91-90 2OT) 2/2/86

### Largest Comebacks in the Matthew Mitchell Era

1.	-16 Louisville, 32-16, 6:44 in first half (won 77-68) 12/7/14
	-16 South Carolina, 30-46 in second half, (won, 78-74) 2/14/13
3.	-15 Mississippi State, 54-39, 15:18 in second half (won, 76-67) 3/6/15
4.	-14 Baylor, 40-26, 18:31 in the second half (won, 74-64) 11/17/14
	-14 Louisville, 21-7, 11:16 in first half (won 69-64) 12/1/13
	-14 Louisville, 35-21, 15:08 in second half, (won, 48-47) 12/2/12
	-14 Florida, 20-6, 12:46 in first half, (won, 71-67) 3/2/12
	-14 Mississippi St., 40-26, 18:52 in second half, (won, 76-65) 3/6/10
9.	-13 Auburn, 25-12, 9:52 in first half, (won, 73-71) 1/19/14
10.	-12 Arizona, 37-25, 5:01 in second half, (won 68-64ot) 11/15/15
	-12 Cincinnati, 18-6, 13:18 in first half, (won, 58-55) 11/17/08
11.	-11 Middle Tenn., 52-41, 15:41 in second half, (won 81-72) 12/29/10
	-11 Ole Miss, 36-25, 00:27 in first half, (won 74-68) 1/27/11
	-11 Middle Tenn., 23-12, 9:54 in first half (won, 68-66 OT) 3/21/08
	-11 Arkansas, 30-19 in first half (won, 80-74 OT) 2/7/13
	-11 DePaul, 21-10 in first half (won, 96-85) 12/12/13





## MISCELLANEOUS RECORDS

### 100-PT. GAMES

- The Cats are a perfect 50-0 when scoring 100+ Points.
- The last time the Cats hit the century mark was a 100-62 victory over Evansville on Dec. 5, 2017.
- UK has scored 100+ Points five times against schools from the SEC, defeating Alabama 104-77 on Jan. 18, 1983, Vanderbilt 106-85 on Jan. 23, 1983, Mississippi State 106-82 on Jan. 30, 1981 and also on Jan. 27, 2013, 100-47 and Ole Miss 108-78 on Feb. 13, 2014.

Date	Site	Opponent	Score
1/17/76	H	Morehead	104-63
11/17/77	A	Memphis State	101-94
12/13/77	H	Murray State	102-64
12/15/79	H	Indiana	102-52
12/17/79	H	Eastern Kentucky	100-77
1/30/81	N	Mississippi State	106-82
3/2/81	H	Marshall	100-60
12/19/82	H	Charleston	106-81
1/10/83	H	Tennessee Tech	102-67
1/18/83	A	Alabama	104-77
1/23/83	A	Vanderbilt	106-85
12/28/83	A	Detroit Mercy	107-102 (2OT)
2/22/84	H	National College	109-46
11/22/85	A	Marshall	102-73
11/29/85	H	Cleveland State	101-63
1/31/86	H	Charleston	111-64
2/8/86	H	Miami (Fla.)	108-53
12/20/87	H	Morehead State	101-83
11/24/89	H	Kentucky State	121-44
11/25/89	H	Missouri	102-84
12/17/89	A	Central Florida	102-58
2/20/90	H	Morehead State	106-71
11/23/90	H	Kent State	114-83
11/24/90	H	Duquesne	101-56
11/28/90	H	Ohio State	107-73
12/7/90	H	Bradley	103-75
12/30/00	H	Florida Atlantic	112-71
11/23/01	N	Sam Houston State	100-55
12/21/02	H	Miami (Ohio)	108-102 (OT)
12/23/02	H	Morris Brown	106-32
12/21/04	H	Nicholls State	106-51
12/22/05	H	Tennessee St.	105-45
12/1/09	H	Miami (Ohio)	107-53
12/20/09	H	Louisville	101-67
12/21/10	H	Arkansas-Pine Bluff	107-35
11/15/11	H	Jacksonville State	100-25
12/11/11	H	Arkansas-Pine Bluff	101-43
11/25/12	H	USC Upstate	100-34
1/17/13	H	Mississippi State	100-47
11/13/13	H	Georgia Southern	103-38
11/21/13	H	Lipscomb	116-49
11/27/13	H	Bradley	117-77
12/6/13	N	Baylor	133-130 (4OT)
12/29/13	H	Grambling State	109-46
2/13/14	H	Ole Miss	108-78
3/22/14	H	Wright State	106-60
11/14/14	H	Appalachian State	111-74
11/18/15	H	Morehead State	112-57
11/10/17	H	Sacramento State	101-70
12/05/17	H	Evansville	100-62

### UK IN OVERTIME

- The Cats are 29-26 all-time in overtime games.
- Matthew Mitchell holds a 12-5 career record in extra minutes, 10-4 at UK.
- The Cats are 11-14 in OT vs. teams currently in the SEC.

#### Single Overtime Games: 22-21

Date	Site	Opponent	Score	Result
12/19/77	A	Louisville	94-88	W
1/19/78	H	Alabama	62-66	L
11/18/78	N	Miss. Univ.	76-81	L
2/21/79	A	WKU	62-58	W
2/2/80	H	Tennessee	83-91	L
1/11/81	A	Rutgers	67-69	L
1/24/81	H	South Carolina	70-65	W
3/10/81	H	N.C. State	75-74	W
1/30/83	H	Georgia	66-59	W
1/23/85	A	Tennessee	76-72	W
1/2/86	A	Tenn. Tech	65-69	L
1/11/89	A	EKU	83-77	W
1/11/90	H	LSU	79-80	L
1/24/92	H	Arkansas	75-74	W
12/10/93	A	WKU	77-82	L
12/31/93	N	North Carolina	75-80	L
2/18/94	H	Tennessee	89-95	L
1/11/95	A	Louisville	76-77	L
12/8/97	A	WKU	66-64	W
1/14/98	H	LSU (Cincinnati)	74-71	W
11/19/98	A	Ohio State	92-84	W
1/31/99	A	Arkansas	69-74	L
1/13/00	A	Vanderbilt	55-60	L
12/21/02	H	Miami (Ohio)	108-102	W
2/6/03	A	Auburn	56-63	L
12/3/03	H	Louisville (Rupp)	84-80	W
12/13/03	A	Temple	82-86	L
1/9/05	A	Alabama	63-69	L
1/2/06	H	Bowling Green	66-62	W
1/14/07	H	Ole Miss	65-67	L
2/15/07	H	Georgia	72-82	L
11/30/07	H	Western Ky.	74-78	L
3/21/08	H	Middle Tenn.	68-66	W
3/19/09	H	Chattanooga	81-76	W
1/7/10	A	Georgia	60-61	L
3/19/11	N	Hampton (NCAA)	66-62	W
2/7/13	A	Arkansas	80-74	W
2/27/14	A	Mississippi State	81-74	W
11/28/14	N	Oklahoma	92-88	W
11/15/15	A	Arizona State	68-64	W
12/4/16	A	Louisville	69-67	L
12/11/16	H	Arizona St.	73-71	L
2/23/17	H	Miss. State	78-75	W

#### Double Overtime Games: 6-4

12/18/75	A	Gulf Coast	79-77 (2OT)	W
1/28/78	H	Tennessee	90-92 (2OT)	L
3/16/78	N	Kansas	92-87 (2OT)	W
12/28/83	A	Detroit Mercy	107-102 (2OT)	W
2/2/86	A	Auburn	91-90 (2OT)	W
2/23/03	A	Alabama	73-71 (2OT)	W
2/1/04	A	Ole Miss	88-90 (2OT)	L
3/28/05	H	West Virginia	75-80 (2OT)	L
1/25/07	H	Mississippi St.	75-83 (2OT)	L
2/12/15	H	Mississippi St.	92-90 (2OT)	W

#### Triple Overtime Games: 0-1

11/28/89	A	Ohio State	86-89 (3OT)	L
----------	---	------------	-------------	---

#### Four Overtime Games: 1-0

12/6/13	N	Baylor	133-130 (4OT)	W
---------	---	--------	---------------	---

### RECORD BY STATE

Date	Record	Pct.
Alabama	34-21	.618
Alaska	0-0	.000
Arizona	1-0	1.000
Arkansas	12-12	.500
California	12-10	.545
Colorado	1-1	.500
Connecticut	1-5	.200
Delaware	2-0	1.000
District of Columbia	0-2	.000
Florida	15-17	.468
Georgia	19-31	.380
Hawaii	5-5	.500
Idaho	0-0	.000
Illinois	8-6	.571
Indiana	9-10	.473
Iowa	3-2	.600
Kansas	6-3	.667
Kentucky	439-186	.702
Louisiana	10-22	.312
Maine	0-0	.000
Maryland	1-1	.500
Massachusetts	1-0	1.000
Michigan	11-4	.733
Minnesota	0-0	.000
Mississippi	33-27	.550
Missouri	5-4	.555
Montana	1-0	1.000
Nebraska	2-2	.500
Nevada	2-0	1.000
New Hampshire	4-0	1.000
New Jersey	1-1	.500
New Mexico	2-1	.667
New York	7-2	.778
North Carolina	9-13	.409
North Dakota	0-0	.000
Ohio	28-22	.560
Oklahoma	2-0	1.000
Oregon	0-1	.000
Pennsylvania	2-1	.667
Rhode Island	1-1	.500
South Carolina	16-23	.410
South Dakota	0-1	.000
Tennessee	53-74	.417
Texas	15-6	.714
Utah	0-0	.000
Vermont	0-0	.000
Virginia	5-6	.455
Virgin Islands	1-2	.333
Washington	3-2	.600
West Virginia	7-2	.777
Wisconsin	2-3	.400
Wyoming	0-0	.000
<b>Total</b>	<b>783-515</b>	<b>.603</b>

### RECORD BY MONTH

Month	Won	Lost	Home	Away	Neutral
November	132	40	90-10	26-18	16-12
December	201	99	115-28	61-55	25-16
January	207	173	131-67	70-101	6-5
February	183	154	116-60	62-89	5-5
March	75	65	25-10	3-7	47-48
April	0	1	0-0	0-0	0-1
<b>Total:</b>	<b>798-532</b>				





# MISCELLANEOUS RECORDS

## TOP INDIVIDUAL SCORING PERFORMANCES

**43 POINTS**  
Jennifer O'Neill vs. Baylor . . . . . 12/6/13

**42 POINTS**  
Valerie Still vs. Charleston . . . . . 12/19/82  
Makayla Epps vs. Mississippi State . . . . . 2/12/15

**41 POINTS**  
Valerie Still vs. Florida . . . . . 2/20/82

**40 POINTS**  
Bebe Croley vs. Morehead State . . . . . 12/20/87

**39 POINTS**  
Valerie Still vs. Indiana . . . . . 12/6/80

**38 POINTS**  
Valerie Still vs. Indiana . . . . . 12/15/79  
Valerie Still vs. Ohio State . . . . . 12/2/82  
Valerie Still at Rutgers . . . . . 2/16/83

**37 POINTS**  
Valerie Still vs. Indiana State . . . . . 1/17/81

**35 POINTS**  
Pam Browning vs. C. Missouri . . . . . 12/18/76  
Pam Browning vs. ECU . . . . . 3/5/77  
Valerie Still at Georgia . . . . . 2/6/82  
Valerie Still at Murray State . . . . . 12/10/80  
**Maci Morris at South Carolina . . . . . 2/18/18**

**34 POINTS**  
Pam Browning vs. Morehead . . . . . 1976-77  
Valerie Still vs. LSU . . . . . 2/27/82  
Leslie Nichols at Seton Hall . . . . . 12/5/81  
Leslie Nichols vs. New Orleans . . . . . 1/30/84  
A'dia Mathies vs. Tennessee . . . . . 1/12/12  
A'dia Mathies vs. Dayton . . . . . 3/26/13

**33 POINTS**  
Valerie Still vs. Mississippi State . . . . . 1/30/81  
Valerie Still vs. Indiana State . . . . . 1/7/82  
Valerie Still vs. Tennessee . . . . . 2/28/82  
Valerie Still vs. Louisville . . . . . 1/20/83  
Karen Mosley vs. Auburn . . . . . 2/2/86  
Victoria Dunlap vs. Butler . . . . . 11/15/09

**32 POINTS**  
Pam Browning vs. Tennessee Tech . . . . . 1976-77  
Valerie Still at Maryland . . . . . 3/21/81  
Valerie Still vs. Cincinnati . . . . . 1/15/82  
Valerie Still vs. Vanderbilt . . . . . 1/23/83  
Karen Mosley vs. Valdosta . . . . . 11/27/83  
Leslie Nichols vs. Morehead . . . . . 11/24/84  
Leslie Nichols vs. Miami (Fla.) . . . . . 2/8/86  
Lisa Collins vs. Vanderbilt . . . . . 2/20/84  
Belitta Croley vs. Alabama . . . . . 2/7/87  
Jocelyn Mills vs. Butler . . . . . 1/26/93  
Shaunda Roberts vs. Syracuse . . . . . 12/22/95  
Sara Potts vs. Chattanooga . . . . . 3/20/05  
A'dia Mathies vs. Liberty . . . . . 3/20/10

**31 POINTS**  
Pam Browning vs. Western Ky. . . . . 1976-77  
Valerie Still vs. Indiana . . . . . 12/8/81  
Leslie Nichols vs. Marshall . . . . . 11/22/85  
Jodie Whitaker vs. Radford . . . . . 11/26/88  
Jocelyn Mills vs. Florida . . . . . 2/28/93  
Shaunda Roberts vs. Louisville . . . . . 2/19/96

Kim Denkins vs. N.C. State . . . . . 12/30/95  
Sara Potts vs. Xavier . . . . . 3/24/05  
Victoria Dunlap vs. Oklahoma . . . . . 3/30/10  
Makayla Epps vs. Mississippi State . . . . . 3/6/15  
Makayla Epps vs. South Carolina . . . . . 3/4/17

**30 POINTS**  
Valerie Still vs. Rutgers . . . . . 1/11/81  
Valerie Still vs. Eastern Ky. . . . . 1/27/81  
Liz Lukschu vs. South Carolina . . . . . 3/14/81  
Valerie Still vs. UT-Chattanooga . . . . . 11/30/81  
Valerie Still vs. UCLA . . . . . 12/21/81  
Valerie Still vs. Miami . . . . . 12/5/82  
Lea Wise vs. Illinois . . . . . 3/14/82  
Leslie Nichols at Ohio State . . . . . 12/2/83  
Leslie Nichols vs. Georgia . . . . . 1/29/85  
Bebe Croley vs. Florida . . . . . 2/14/87  
Erica Jackson vs. South Carolina . . . . . 2/21/99  
Sara Potts at Ole Miss . . . . . 2/1/04  
Sam Mahoney vs. James Madison . . . . . 3/26/08  
Victoria Dunlap vs. Tennessee Tech . . . . . 12/7/10  
Makayla Epps vs. Washington . . . . . 3/25/16  
Makayla Epps vs. Oklahoma . . . . . 12/01/16  
Makayla Epps vs. Belmont . . . . . 3/17/17

## TOP INDIVIDUAL REBOUNDING PERFORMANCES

**27 REBOUNDS**  
Valerie Still vs. National College . . . . . 2/9/82

**26 REBOUNDS**  
Valerie Still vs. Rutgers . . . . . 1/12/80

**23 REBOUNDS**  
Pam Browning vs. UT-Martin . . . . . 1/22/77  
Victoria Dunlap at Louisville . . . . . 12/5/10  
Evelyn Akhator vs. Ohio State . . . . . 3/19/17

**21 REBOUNDS**  
Valerie Still vs. UT-Chattanooga . . . . . 11/30/81

**20 REBOUNDS**  
Valerie Still vs. Charleston . . . . . 12/19/82  
Debra Oden vs. Morehead . . . . . 3/4/78  
Jennifer Humphrey vs. Auburn . . . . . 1/21/07  
DeNesha Stallworth vs. Mississippi State . . . . . 2/27/14

**19 REBOUNDS**  
Liz Lukschu vs. MUW . . . . . 11/18/79  
Maria Donhoff vs. Louisville . . . . . 78-79  
Valerie Still vs. Indiana State . . . . . 1/17/81  
Valerie Still vs. Eastern Kentucky . . . . . 1/27/81  
Valerie Still vs. Seton Hall . . . . . 12/5/81  
Valerie Still vs. Rutgers . . . . . 2/16/83  
Vanessa Foster-Sutton vs. ECU . . . . . 1/31/90  
Jennifer Humphrey vs. Florida . . . . . 1/12/06  
Jennifer Humphrey vs. Arkansas . . . . . 3/1/07

**18 REBOUNDS**  
Valerie Still vs. Michigan . . . . . 1/23/82  
Valerie Still vs. Vanderbilt . . . . . 1/26/82  
Valerie Still vs. Tennessee Tech . . . . . 1/10/83  
Josh Mills vs. Morehead State . . . . . 2/6/91  
Jennifer Humphrey vs. South Carolina . . . . . 2/9/06  
Sarah Elliott vs. Ole Miss . . . . . 1/14/07  
Victoria Dunlap vs. Butler . . . . . 11/15/09  
Brittany Henderson vs. Vanderbilt . . . . . 3/5/11  
**Evelyn Akhator vs. Texas A&M . . . . . 2/28/16**

**17 REBOUNDS**  
Valerie Still at Maryland . . . . . 3/21/81

Valerie Still vs. Vanderbilt . . . . . 12/10/81  
Valerie Still vs. Indiana State . . . . . 1/7/82  
Valerie Still vs. Cincinnati . . . . . 1/15/82  
Valerie Still vs. Memphis State . . . . . 1/31/82  
Valerie Still vs. Arkansas . . . . . 1/6/83  
Lisa Ellis vs. Ohio State . . . . . 11/28/89  
Shantia Owens vs. Ole Miss . . . . . 2/24/99  
Shantia Owens vs. Xavier . . . . . 12/31/99  
Evelyn Akhator vs. Rice . . . . . 11/13/15  
Evelyn Akhator at Georgia . . . . . 2/9/17

**16 REBOUNDS**  
Valerie Still vs. Indiana . . . . . 12/8/81  
Valerie Still vs. Georgia . . . . . 1/3/82  
Valerie Still vs. Southern Illinois . . . . . 1/16/82  
Valerie Still vs. Georgia State . . . . . 2/4/82  
Leslie Nichols vs. Louisville . . . . . 2/25/84  
Vanessa Foster-Sutton vs. MTSU . . . . . 2/27/90  
Laura Meadows vs. Alabama . . . . . 3/2/00  
Jennifer Humphrey vs. Louisville . . . . . 12/28/05  
Jennifer Humphrey vs. UTPA . . . . . 1/2/07  
Jennifer Humphrey vs. Mississippi State 1/25/07  
Jennifer Humphrey vs. Ole Miss . . . . . 2/8/07  
Jennifer Humphrey vs. Arkansas . . . . . 2/18/07  
Lydia Watkins vs. Middle Tennessee . . . . . 3/21/08  
Victoria Dunlap vs. Middle Tennessee 12/28/09  
Victoria Dunlap vs. Miami Ohio . . . . . 12/1/09  
Victoria Dunlap vs. Morehead State . . . . . 11/17/09  
Evelyn Akhator vs. Morehead State . . . . . 11/18/15

## DOUBLE-DOUBLES (POINTS/REBOUNDS) FROM 1980-PRESENT

**THE 20-20 CLUB**  
Valerie Still 30/21 . . UTC . . . . . 11/30/81  
42/20 . . Charleston . . . . . 12/19/82

**THE 20-15 CLUB**  
Valerie Still 37/19 . . Indiana State . . . . . 1/17/81  
30/19 . . ECU . . . . . 1/27/81  
32/17 . . Maryland . . . . . 3/21/81  
34/19 . . Seton Hall . . . . . 12/5/81  
31/16 . . Indiana . . . . . 12/8/81  
23/15 . . Florida . . . . . 12/31/81  
33/17 . . Indiana State . . . . . 1/7/82  
32/17 . . Cincinnati . . . . . 1/15/82  
27/16 . . So. Illinois . . . . . 1/16/82  
27/18 . . Michigan . . . . . 1/23/82  
28/18 . . Vanderbilt . . . . . 1/26/82  
24/16 . . Georgia St. . . . . 2/4/82  
23/15 . . So. Carolina . . . . . 2/13/82  
42/20 . . Charleston . . . . . 12/19/82  
29/18 . . Tenn. Tech . . . . . 1/10/83  
22/17 . . Arkansas . . . . . 1/15/83  
38/19 . . Rutgers . . . . . 2/16/83  
28/16 . . Auburn . . . . . 3/3/83  
Leslie Nichols 26/15 . . Dayton . . . . . 1/20/84  
Bebe Croley 25/15 . . E. Carolina . . . . . 11/28/87  
40/15 . . Morehead St. . . . . 12/20/87  
Kim Denkins 23/17 . . Marshall . . . . . 2/8/96  
J. Humphrey 22/16 . . Miss. State . . . . . 1/25/07  
J. Humphrey 21/19 . . Arkansas . . . . . 3/1/07  
Victoria Dunlap 20/15 . . Miami (Ohio) . . . . . 1/3/09  
21/15 . . LSU . . . . . 2/22/09  
33/18 . . Butler . . . . . 11/15/09  
21/16 . . Miami Ohio . . . . . 12/1/09  
20/16 . . MTSU . . . . . 12/28/09  
Makayla Epps 22/16 . . Louisville . . . . . 12/4/16  
Evelyn Akhator 29/15 . . Alabama . . . . . 1/12/17  
24/16 . . Georgia . . . . . 1/15/17  
27/16 . . Miss. St. . . . . 2/23/17



# MISCELLANEOUS RECORDS

## DOUBLE-DOUBLES (PTS – AST) 1980-81 TO PRES

P.J. Hedges (6)	
10/13	Illinois 3/14/82
19/11	Charleston 12/19/82
16/14	Memphis State 1/3/83
15/10	South Florida 1/14/83
Sandy Harding (6)	
12/10	Old Dominion 12/29/84
14/10	Tennessee 1/23/85
18/15	Dayton 1/14/86
10/12	LSU 3/1/86
24/10	Drake 3/12/86
16/10	Old Dominion 1/23/87
Jodie Whitaker (4)	
16/12	Miami 2/8/86
16/14	East Carolina 11/28/87
16/11	EKU 12/1/87
17/10	Virginia Tech 2/29/88
Janean Thompson (3)	
12/10	Alabama 1/2/15
16/10	E. Mich. 11/25/15
16/10	LSU 2/7/16
Leslie Nichols (2)	
21/11	Valdosta State 11/27/83
16/12	Detroit 2/26/86
Lea Wise (2)	
14/10	Michigan 1/23/82
11/12	Tennessee 2/28/82
Taylor Murray (2)	
20/10	Alabama 1/25/18
12/10	Ole Miss 2/22/18
Malinka Salhi (1)	
15/11	Ohio State 11/28/89
Stacey Reed (1)	
17/12	Detroit 12/1/93
Carly Ormerod (1)	
13/11	Ball State 3/19/07
Makayla Epps (1)	
21/12	Morehead State 11/18/15

## DOUBLE-DOUBLES (POINTS – STEALS)

1980-81 TO PRESENT	
Leslie Nichols (1)	
18/11	Louisville 2/14/86

## UK DOUBLE-DOUBLES (POINTS-REBOUNDS/ASSISTS/STEALS)

1980-81 TO PRESENT	
1.	Valerie Still .....66
2.	Leslie Nichols .....35
3.	Victoria Dunlap .....31
	Evelyn Akhator .....31
5.	Jocelyn Mills .....22
6.	Kim Denkins .....20
	Samarie Walker .....20
8.	Jennifer Humphrey .....16
	Eleia Roddy .....16
10.	DeNesha Stallworth .....15
11.	Selia Helm .....14
	Karen Mosley .....14
13.	Belitta Croley .....13
14.	Vanessa Foster-Sutton .....12
15.	Sarah Elliott .....11
	Stacy Reed .....11
17.	LaTonya McDole .....10
18.	Laura Meadows .....9
19.	Shantia Owens .....8
20.	Amani Franklin .....7
	Linnae Harper .....7
	Alexis Jennings .....7
23.	Lisa Ellis .....6
	Sandy Harding .....6
	Patty Jo Hedges .....6
	Pam Shrum .....6
27.	Azia Bishop .....5

	Taylor Murray .....5
	Debbie Miller .....5
	Jodi Whitaker .....5
31.	Tedra Eberhart .....4
	Makayla Epps .....4
	Samantha Drake .....4
	Sara Potts .....4
	Shaunda Roberts .....4
36.	Jaye Barnes .....3
	Mia Daniel .....3
	Pattresa Leonard .....3
	Liz Lukschu .....3
	A'dia Mathies .....3
	Janean Thompson .....3
42.	Makenzie Cann .....2
	Maria Donhoff .....2
	Tayna Fogle .....2
	Shambrica Jones .....2
	Ruth Mountain .....2
	Carly Ormerod .....2
	Alyssa Rice .....2
	Diane Stephens .....2
	Lea Wise .....2
51.	Rita Adams .....1
	Chante Bowman .....1
	Tracye Davis .....1
	Jennifer Goin .....1
	Jennifer Gray .....1
	Nikki Hay .....1
	Laurie Hudgens .....1
	Karri Koach .....1
	Samantha Mahoney .....1
	<b>Maci Morris</b> .....1
	Bernisha Pinkett .....1
	Chrissy Roberts .....1
	Malinka Salhi .....1
	Tanisha Seaton .....1
	Lora Spencer .....1
	Stephanie Stoglin .....1
	Katie Vieth .....1
	Lydia Watkins .....1
	<b>Tatyana Wyatt</b> .....1

## DOUBLE-DOUBLES (POINTS-REBOUNDS ONLY)

1980-81 TO PRESENT	
1.	Valerie Still .....66
2.	Leslie Nichols .....33
3.	Victoria Dunlap .....31
	Evelyn Akhator .....31
5.	Jocelyn Mills .....22
6.	Kim Denkins .....20
	Samarie Walker .....20
8.	Jennifer Humphrey .....16
	Eleia Roddy .....16
10.	DeNesha Stallworth .....15
11.	Selia Helm .....14
	Karen Mosley .....14
13.	Belitta Croley .....13
14.	Vanessa Foster-Sutton .....12
15.	Sarah Elliott .....11
16.	LaTonya McDole .....10
	Stacy Reed .....10
18.	Laura Meadows .....9
19.	Shantia Owens .....8
20.	Amani Franklin .....7
	Linnae Harper .....7
	Alexis Jennings .....7
23.	Lisa Ellis .....6
	Pam Shrum .....6
25.	Debbie Miller .....5
	Azia Bishop .....5
27.	Tedra Eberhart .....4
	Samantha Drake .....4
	Sara Potts .....4
	Shaunda Roberts .....4
	Makayla Epps .....4
32.	Jaye Barnes .....3
	Mia Daniel .....3

	Pattresa Leonard .....3
	Liz Lukschu .....3
	A'dia Mathies .....3
	<b>Taylor Murray</b> .....3
37.	Makenzie Cann .....2
	Maria Donhoff .....2
	Tayna Fogle .....2
	Shambrica Jones .....2
	Ruth Mountain .....2
	Alyssa Rice .....2
	Diane Stephens .....2
43.	Rita Adams .....1
	Chante Bowman .....1
	Tracye Davis .....1
	Jennifer Goin .....1
	Jennifer Gray .....1
	Nikki Hay .....1
	Laurie Hudgens .....1
	Alexis Jennings .....1
	Karri Koach .....1
	Samantha Mahoney .....1
	<b>Maci Morris</b> .....1
	Carly Ormerod .....1
	Bernisha Pinkett .....1
	Chrissy Roberts .....1
	Tanisha Seaton .....1
	Lora Spencer .....1
	Stephanie Stoglin .....1
	Katie Vieth .....1
	Lydia Watkins .....1
	Jodi Whitaker .....1
	<b>Tatyana Wyatt</b> .....1

## CONSECUTIVE DOUBLE-DOUBLES (ANY COMBINATION)

1980-81 TO PRESENT	
1.	Valerie Still (1980-81) .....10
2.	Valerie Still (1981-82) .....8
3.	Eleia Roddy (2008-09) .....7
	Valerie Still (1981-82) .....7 (Twice)
5.	Evelyn Akhator (2016-17) .....4
	Victoria Dunlap (2008-09) .....4
	Jocelyn Mills (1990-91) .....4
	Leslie Nichols (1984-85) .....4
	Valerie Still .....4 (Three times)
10.	Evelyn Akhator .....3 (Three times)
	Belitta Croley .....3
	Victoria Dunlap .....3
	Vanessa Foster-Sutton .....3
	Selia Helm .....3
	Jennifer Humphrey .....3
	Alexis Jennings .....3
	Jocelyn Mills .....3
	Leslie Nichols .....3 (Three times)
	Shantia Owens .....3
	Shaunda Roberts .....3
	Valerie Still .....3 (Four times)
22.	Makenzie Cann .....2


## TRIPLE-DOUBLES (ANY COMBINATION)

1980-81 TO PRESENT	
1.	Makayla Epps vs. Morehead St. (11/18/15) .....1 (21 points, 12 assists, 11 rebounds)
1.	Leslie Nichols vs. Louisville (2/14/86) .....1 (18 points, 13 rebounds, 11 steals)



# MISCELLANEOUS RECORDS

## TRIPLE DOUBLE PERFORMANCE - MAKAYLA EPPS



Makayla Epps became the second player in program history to record a triple-double when she scored 21 points with 12 assists and 11 rebounds against Morehead State on Nov. 18, 2015 inside Memorial Coliseum. Leslie Nichols is the only other player to record a triple-double for UK when she accomplished the feat on Feb. 14, 1986 against Louisville.

## ALL-TIME DOUBLE-DOUBLES BY PLAYER

<b>Rita Adams (1)</b>	3/3/16 vs. LSU ..... 15..... 13	1/26/17 vs. Ole Miss..... 28..... 13
1/23/03 vs. Ole Miss..... 12 ..... 10	3/4/16 vs. Florida ..... 12..... 11	2/9/17 at Georgia ..... 11..... 17
<b>Evelyn Akhator (31)</b>	3/25/16 vs. Washington ..... 10..... 14	2/16/17 at Arkansas ..... 12..... 11
11/13/15 vs. Rice..... 16..... 17	11/11/16 vs. Miami (Fla.) ..... 18..... 10	2/23/17 vs. Miss. State..... 17..... 16
11/18/15 vs. Morehead State ..... 12..... 16	11/12/16 vs. Albany ..... 28..... 13	3/4/17 vs. South Carolina..... 24..... 11
11/29/15 vs. Jackson State ..... 20..... 13	11/17/16 vs. New Hampshire..... 17..... 11	3/17/17 vs. Belmont..... 22..... 10
12/28/15 vs. Tennessee State ..... 14..... 13	11/19/16 at Colorado ..... 12..... 14	3/19/17 vs. Ohio State..... 14..... 23
1/3/16 vs. Auburn ..... 12..... 11	11/27/16 vs. Samford ..... 15..... 13	<b>Jaye Barnes (3)</b>
1/10/16 vs. Georgia..... 10..... 10	12/9/16 vs. MTSU..... 13..... 12	12/08/97 at Western Kentucky..... 22..... 10
1/17/16 vs. Auburn ..... 12..... 10	12/21/16 vs. Washington St. .... 19..... 13	1/31/98 vs. Arkansas ..... 18..... 10
1/31/16 vs. Florida ..... 14..... 10	1/1/17 at Tennessee..... 11..... 10	12/06/98 at Auburn..... 16..... 11
2/21/16 vs. Arkansas ..... 14..... 11	1/12/17 at Alabama ..... 29..... 15	<b>Azia Bishop (5)</b>
2/28/16 vs. Texas A&M ..... 15..... 18	1/15/17 vs. Georgia..... 24..... 16	12/08/11 vs. Duke ..... 12 ..... 11
	1/19/17 at LSU..... 20..... 11	11/13/13 vs. Georgia Southern ..... 10..... 12



# ALL-TIME DOUBLE-DOUBLES BY PLAYER

1/9/14 vs. South Carolina..... 12..... 11	2/7/96 at Marshall..... 23..... 17	12/28/09 at Middle Tennessee ..... 20..... 16
11/19/14 vs. Morehead State ..... 11..... 11	2/24/96 at South Carolina..... 17..... 14	1/31/10 at Mississippi State..... 19..... 12
12/14/14 vs. Belmont..... 15..... 12	11/30/96 at Dayton..... 13..... 14	2/7/10 at Arkansas..... 22..... 11
<b>Chante Bowman (1)</b>	12/29/96 at Villanova..... 16..... 10	2/25/10 at Tennessee ..... 22..... 10
1/16/05 vs. Ole Miss..... 11..... 11	1/5/97 at LSU ..... 14..... 11	3/30/10 vs. Oklahoma..... 31..... 13
<b>Makenzie Cann (2)</b>	2/16/97 at Mississippi State..... 14..... 10	11/21/10 vs. Notre Dame..... 24..... 14
11/19/17 at Washington State ..... 15..... 10	2/28/97 vs. Arkansas ..... 14..... 13	12/05/10 at Louisville..... 17..... 23
11/22/17 vs. Morehead State ..... 15..... 10	12/3/97 vs. Ohio State ..... 11..... 14	1/06/11 at Arkansas..... 26..... 13
<b>Belitta Croley (13)</b>	12/8/97 at Western Kentucky ..... 11..... 10	1/16/11 vs. Mississippi State..... 22..... 10
12/22/85 vs. Western Michigan..... 16..... 10	2/8/98 vs. South Carolina..... 18..... 11	1/30/11 at Alabama ..... 25..... 15
2/12/86 at Alabama ..... 20..... 11	2/21/98 at South Carolina..... 12..... 16	2/3/11 vs. Auburn ..... 10..... 10
1/15/87 vs. Tennessee State ..... 18..... 14	<b>Maria Donhoff (2)</b>	2/17/11 at Georgia..... 14..... 11
1/21/87 vs. Vanderbilt..... 14..... 11	12/13/80 vs. Carson Newman..... 13..... 10	3/05/11 vs. Vanderbilt..... 22..... 11
3/4/87 vs. Florida ..... 18..... 15	1/16/81 vs. James Madison..... 16..... 14	3/19/11 vs. Hampton ..... 13..... 12
3/05/87 vs. Georgia..... 15..... 12	<b>Samantha Drake (4)</b>	<b>Tedra Eberhart (4)</b>
11/28/87 vs. East Carolina ..... 25..... 15	12/30/10 vs. Tennessee/Martin..... 14..... 13	2/10/93 at Cincinnati..... 10 ..... 14
12/07/87 vs. Tennessee Tech..... 18..... 12	11/25/11 vs. Sam Houston St..... 11..... 13	12/1/93 at Detroit ..... 26..... 10
12/9/87 vs. Indiana ..... 24..... 11	11/27/11 vs. Miss. Valley St. .... 11..... 11	1/16/94 vs. Mississippi State..... 16..... 11
12/20/87 vs. Morehead State ..... 40..... 15	11/23/12 vs. Morehead St. .... 15..... 13	2/5/94 vs. Arkansas..... 16..... 10
1/30/88 vs. Tennessee State ..... 18..... 12	<b>Victoria Dunlap (31)</b>	<b>Sarah Elliott (11)</b>
2/7/88 at Georgia..... 18..... 13	12/4/07 vs. William & Mary..... 20..... 10	3/28/05 vs. West Virginia ..... 14..... 12
3/4/88 vs. Vanderbilt..... 25..... 10	3/26/08 vs. James Madison..... 12 ..... 12	1/22/06 at Ole Miss..... 15..... 13
<b>Mia Daniel (3)</b>	3/30/08 vs. Marquette ..... 14..... 10	3/18/06 vs. Chattanooga..... 22..... 11
1/4/93 at Mississippi State ..... 15..... 10	11/15/08 vs. Michigan..... 19..... 10	11/24/06 vs. Delaware ..... 26..... 12
1/31/93 vs. Alabama ..... 19..... 10	11/23/08 vs. George Washington ..... 13..... 14	11/25/06 vs. Southern Illinois ..... 12..... 11
2/6/93 at Tennessee ..... 13..... 12	1/1/09 vs. North Carolina A&T..... 11..... 12	1/14/07 vs. Ole Miss..... 14..... 18
<b>Tracye Davis (1)</b>	1/3/09 at Miami (Ohio) ..... 20..... 15	2/8/07 at Ole Miss..... 14..... 11
1/15/90 vs. Mississippi State..... 19..... 11	1/15/09 at Alabama ..... 16..... 12	2/11/07 at Tennessee ..... 21..... 10
<b>Kim Denkins (20)</b>	1/18/09 vs. Mississippi State..... 12..... 13	11/25/07 vs. Lipscomb ..... 23..... 12
11/25/95 vs. Toledo ..... 12 ..... 11	1/25/09 vs. LSU ..... 10..... 11	12/20/07 vs. Louisville..... 12..... 13
11/29/95 vs. Ohio State ..... 10..... 10	1/29/09 at Florida ..... 16..... 12	2/7/08 vs. Ole Miss..... 14..... 12
12/8/95 at Indiana..... 27..... 15	2/22/09 at LSU ..... 21..... 15	<b>Lisa Ellis (6)</b>
12/21/95 vs. Syracuse ..... 20..... 10	2/26/09 vs. Georgia..... 16..... 11	1/13/89 vs. Marshall ..... 16..... 11
12/23/95 at Miami (Ohio)..... 24..... 11	11/13/09 vs. Boston University..... 24..... 12	
12/30/95 vs. North Carolina State ..... 31..... 10	11/15/09 vs. Butler..... 33..... 18	
1/3/96 vs. Mississippi ..... 20..... 10	11/17/09 at Morehead State ..... 12..... 16	
1/11/96 at Vanderbilt..... 14..... 16	12/1/09 vs. Miami (Ohio) ..... 21..... 16	
1/24/96 vs. South Carolina..... 25..... 11		



# ALL-TIME DOUBLE-DOUBLES BY PLAYER

11/28/89 at Ohio State ..... 19..... 17	1/17/10 vs. Alabama ..... 15..... 10	2/19/02 at Cincinnati..... 26..... 10
12/8/89 at Michigan State ..... 20..... 12	<b>Jennifer Goin (1)</b>	12/7/02 vs. Western Kentucky..... 18..... 10
12/20/89 at Stetson ..... 10..... 11	12/23/2 vs. Morris Brown ..... 10 ..... 10	1/12/03 vs. Alabama ..... 14..... 10
1/11/90 vs. LSU ..... 22..... 11	<b>Jennifer Gray (1)</b>	2/2/03 vs. South Carolina..... 11..... 13
3/23/90 vs. Miami (Fla.) ..... 16..... 10	2/16/92 vs. Louisiana State ..... 10..... 13	11/21/03 vs. IPFW ..... 20..... 10
<b>Makayla Epps (4)</b>	<b>Sandy Harding (6)</b>	11/29/03 vs. San Francisco..... 23..... 11
11/19/14 vs. Oklahoma ..... 29..... 10	12/29/84 vs. Old Dominion ..... 12...10 (A)	12/3/03 vs. Louisville..... 15..... 10
1/25/15 vs. Missouri..... 18..... 10	1/23/85 at Tennessee ..... 14..... 10	12/13/03 at Temple ..... 14..... 14
11/18/15 vs. Morehead State ..... 21 11 10(A)	1/14/86 at Dayton..... 18..... 15	12/20/03 vs. Miami (Ohio) ..... 21..... 11
12/4/16 at Louisville..... 22..... 16	3/1/86 vs. LSU ..... 10..... 12	12/22/03 vs. Western Kentucky..... 22..... 13
<b>Tayna Fogle (2)</b>	3/12/86 at Drake ..... 24..... 10	<b>Laurie Hudgens (1)</b>
12/8/81 vs. Indiana ..... 19..... 10	1/23/87 vs. Old Dominion ..... 16..... 10	2/23/85 vs. Mississippi State..... 10 ..... 15
1/23/82 vs. Michigan..... 14..... 10	<b>Linnae Harper (7)</b>	<b>Jennifer Humphrey (16)</b>
<b>Vanessa Foster/Sutton (12)</b>	11/19/14 vs. Morehead State ..... 13..... 10	12/21/02 vs. Miami (Ohio) ..... 15 ..... 11
11/26/88 vs. Radford..... 17..... 11	11/28/14 vs. Oklahoma..... 22..... 12	12/23/02 vs. Morris Brown ..... 20..... 13
12/6/88 vs. Dayton..... 13..... 10	1/4/15 vs. Ole Miss..... 12..... 14	1/23/03 vs. Ole Miss..... 15..... 10
11/28/89 at Ohio State ..... 15..... 10	1/18/15 vs. LSU ..... 16..... 15	11/21/04 vs. Florida A&M..... 12..... 15
12/4/89 vs. Indiana ..... 12..... 12	1/25/15 vs. Missouri..... 15..... 11	11/25/04 vs. Oregon State ..... 12..... 11
12/9/89 vs. Miami (Fla.) ..... 17..... 10	2/23/15 vs. Ole Miss..... 16..... 10	12/5/04 vs. Louisville..... 14..... 13
1/3/90 vs. Cincinnati ..... 12..... 11	3/20/15 vs. Tennessee State ..... 16..... 10	12/8/05 vs. Georgetown ..... 10..... 11
1/7/90 at Vanderbilt..... 17..... 13	<b>Nikki Hay (1)</b>	2/16/06 vs. Ole Miss..... 10..... 13
1/31/90 vs. Eastern Kentucky ..... 13..... 19	12/29/96 vs. Villanova..... 10 ..... 12	11/29/06 vs. Detroit..... 12..... 15
2/27/90 vs. Middle Tennessee..... 17..... 16	<b>Patty Jo Hedges (6)</b>	12/30/06 vs. Memphis ..... 10..... 12
3/22/90 vs. Maine ..... 16..... 10	1/8/81 at Louisville..... 17...10 (A)	1/2/07 vs. Texas/Pan American ..... 11..... 16
3/23/90 vs. Miami (Fla.) ..... 21..... 11	3/14/81 vs. South Carolina..... 18..... 10	1/21/07 at Auburn..... 16..... 20
3/24/90 vs. Toledo ..... 12..... 10	3/14/82 vs. Illinois..... 10..... 13	1/25/07 vs. Mississippi State..... 22..... 16
<b>Amani Franklin (7)</b>	12/19/82 vs. Charleston ..... 19..... 11	2/18/07 vs. Arkansas..... 16..... 16
12/4/07 vs. William & Mary ..... 16..... 10	1/3/83 at Memphis ..... 16..... 14	2/25/07 at Florida ..... 12..... 13
2/14/08 at Vanderbilt..... 13..... 11	1/14/83 vs. South Florida..... 15..... 10	3/1/07 vs. Arkansas..... 21..... 19
12/30/08 vs. IUPUI ..... 12..... 13	<b>Selia Helm (14)</b>	<b>Alexis Jennings (7)</b>
3/19/09 vs. Chattanooga..... 18..... 11	2/22/01 vs. Mississippi ..... 21..... 10	1/18/15 vs. LSU ..... 13..... 11
11/15/09 vs. Butler..... 13..... 14	11/23/01 vs. Sam Houston State..... 22..... 13	11/18/15 vs. Morehead State ..... 28..... 13
1/10/10 vs. Vanderbilt..... 11..... 11	12/22/01 vs. Evansville..... 26..... 13	1/3/16 vs. Auburn ..... 10..... 11
	1/20/02 at South Carolina..... 11..... 11	1/7/16 vs. Alabama ..... 12..... 10
		1/10/16 vs. Georgia ..... 12..... 12
		2/28/16 vs. Texas A&M ..... 15..... 16
		3/25/16 vs. Washington ..... 12..... 10



# ALL-TIME DOUBLE-DOUBLES BY PLAYER

**Shambrica Jones (2)**

11/25/02 vs. Southern Illinois ..... 13..... 11

1/25/04 vs. South Carolina..... 16..... 10

**Karri Koach (1)**

1/11/95 at Louisville..... 20..... 10

**Pattresa Leonard (3)**

11/28/90 vs. Ohio State ..... 11..... 11

12/7/90 vs. Bradley ..... 12..... 11

2/1/91 vs. Alabama/Birmingham ..... 14..... 11

**Liz Lukschu (3)**

12/4/80 vs. Cincinnati ..... 12 ..... 12

1/11/81 at Rutgers ..... 23..... 11

3/14/81 vs. South Carolina..... 30..... 11

**Samantha Mahoney (1)**

2/24/05 vs. South Carolina..... 19 ..... 12

**A`dia Mathies (3)**

11/26/10 vs. Murray State ..... 26..... 10

12/7/10 vs. Tennessee Tech..... 17..... 10

11/15/11 vs. Jacksonville State ..... 18..... 10

**LaTonya McDole (10)**

2/7/99 vs. Georgia..... 15 ..... 10

1/3/02 vs. Mississippi State..... 10 ..... 10

11/19/99 at Austin Peay..... 16..... 10

12/22/99 at Cincinnati..... 19..... 10

12/28/99 vs. Tennessee/Martin..... 22..... 14

2/22/00 vs. Louisville..... 18..... 14

11/21/00 vs. Miami (Ohio)..... 15..... 12

12/19/00 at Miami (Fla.)..... 12..... 11

12/22/00 vs. Cincinnati ..... 13..... 14

2/25/01 at Mississippi State..... 22..... 13

**Laura Meadows (9)**

12/8/97 at Western Kentucky ..... 18..... 10

2/11/98 at Georgia..... 13..... 11

1/20/99 at Louisville..... 10..... 10

2/11/99 at South Carolina..... 20..... 11

2/24/99 vs. Ole Miss..... 18..... 11

11/22/99 at Miami (Ohio) ..... 18..... 11

11/26/99 vs. Clemson..... 16..... 14

1/13/00 at Vanderbilt..... 21..... 11

3/2/00 vs. Alabama ..... 11..... 16

**Debbie Miller (5)**

2/15/85 vs. Florida ..... 12 ..... 13

11/29/85 vs. Cleveland State ..... 19..... 14

11/28/86 vs. Bowling Green State ..... 18..... 11

3/4/87 vs. Florida ..... 12..... 11

3/5/87 vs. Georgia..... 14..... 10

**Jocelyn Mills (22)**

11/25/89 vs. Missouri..... 14 ..... 12

12/30/89 at Dayton..... 14..... 13

11/24/90 vs. Duquesne ..... 16..... 10

12/15/90 vs. Dayton..... 16..... 10

1/2/91 at Pepperdine..... 13..... 10

1/27/91 vs. Alabama ..... 13..... 15

2/3/91 vs. Georgia..... 16..... 14

2/16/91 at Ole Miss..... 12..... 10

2/21/91 at Eastern Kentucky..... 16..... 13

2/23/91 vs. Florida ..... 13..... 11

3/2/91 at LSU ..... 22..... 10

2/23/92 vs. Ole Miss..... 19..... 11

3/7/92 vs. Alabama ..... 12..... 10

3/8/92 vs. Tennessee ..... 18..... 10

12/1/92 vs. Marshall ..... 13..... 11

12/31/92 vs. Kansas ..... 11..... 11

1/19/93 vs. Western Kentucky ..... 11..... 14

2/10/93 at Cincinnati..... 28..... 11

2/18/93 vs. Eastern Kentucky ..... 18..... 10

2/23/93 vs. Vanderbilt..... 16..... 11

3/5/93 vs. Mississippi State..... 11..... 13

3/6/93 vs. Vanderbilt..... 25..... 10

**Maci Morris (1)**

11/12/17 vs. Gardner-Webb..... 10..... 10

**Karen Mosley (14)**

11/26/83 vs. Eastern Kentucky ..... 19..... 12

11/27/83 vs. Valdosta State ..... 32..... 14

12/6/83 vs. Indiana ..... 15..... 11

12/10/83 at South Carolina..... 24..... 11

1/9/84 vs. Middle Tennessee ..... 17..... 13

1/22/84 at Vanderbilt..... 11..... 13

1/30/84 vs. New Orleans..... 21..... 11

1/19/85 at Louisville..... 18..... 11

2/1/85 at New Orleans..... 22..... 11

2/20/85 vs. Vanderbilt..... 18..... 12

11/29/85 vs. Cleveland State ..... 20..... 12

1/8/86 vs. Ole Miss..... 10..... 11

2/2/86 vs. Auburn ..... 33..... 12

2/08/86 vs. Miami (Fla.)..... 10..... 10

**Ruth Mountain (2)**

1/13/89 vs. Marshall ..... 11 ..... 10

1/18/89 at Louisville..... 14..... 10

**Taylor Murray (5)**

1/19/17 at LSU..... 11..... 13

1/30/17 at Missouri..... 18..... 13

11/16/17 at Montana..... 18..... 12

1/25/18 vs. Alabama ..... 20..... 10

2/22/18 at Ole Miss..... 12..... 10

**Leslie Nichols (35)**

1/6/83 vs. Middle Tennessee ..... 15..... 10

1/18/83 at Alabama ..... 23..... 14

2/2/83 vs. South Carolina..... 16..... 10

2/12/83 vs. Vanderbilt..... 20..... 11

2/20/83 at Georgia..... 21..... 10

2/22/83 at Florida ..... 17..... 14

11/27/83 vs. Valdosta State ..... 21..... 11 (A)

12/2/83 at Ohio State ..... 30..... 11

12/20/83 vs. Alabama ..... 14..... 10



# ALL-TIME DOUBLE-DOUBLES BY PLAYER

12/28/83 at Detroit ..... 19..... 11	2/22/00 vs. Louisville..... 18..... 12	12/12/08 vs. East Tennessee State ..... 13..... 11
1/7/84 vs. Georgia..... 25..... 10	<b>Bernisha Pinkett (1)</b>	12/14/08 at Louisville..... 13.....15
1/17/84 vs. Rutgers ..... 18..... 12	11/28/12 vs. Miami (Ohio) ..... 21..... 10	12/19/08 vs. Alabama A&M..... 17.....12
1/20/84 vs. Dayton..... 26..... 15	<b>Sara Potts (4)</b>	12/21/08 vs. UC Santa Barbara ..... 14.....10
1/22/84 at Vanderbilt..... 10..... 12	12/3/03 vs. Louisville..... 14..... 11	12/30/08 vs. IUPUI ..... 15.....10
2/3/84 at Florida ..... 27..... 10	12/30/03 vs. Austin Peay ..... 21..... 11	1/1/09 vs. North Carolina A&T..... 13.....10
2/20/84 vs. Vanderbilt..... 20..... 13	3/4/03 vs. Vanderbilt..... 17..... 11	1/3/09 at Miami (Ohio) ..... 11.....10
2/22/84 vs. National College ..... 17..... 11	2/27/05 vs. Arkansas ..... 27..... 10	1/15/09 at Alabama ..... 19.....10
2/25/84 vs. Louisville..... 19..... 16	<b>Stacy Reed (11)</b>	2/05/09 vs. South Carolina..... 11.....11
11/24/84 vs. Morehead State ..... 32..... 13	3/6/92 vs. Arkansas ..... 16..... 11	2/12/09 at Auburn..... 21.....10
11/27/84 vs. Ohio State ..... 24..... 13	12/1/93 at Detroit ..... 17...12 (A)	3/22/09 at Wisconsin ..... 11.....10
11/29/84 at Miami (Ohio) ..... 26..... 12	1/4/94 at Florida ..... 21..... 11	<b>Malinka Salhi (1)</b>
12/1/84 vs. South Carolina..... 22..... 11	1/8/94 at South Carolina..... 23..... 11	11/28/89 at Ohio State ..... 15... 11 (A)
12/21/84 vs. Illinois ..... 10..... 10	1/16/94 vs. Mississippi State..... 29.....11	<b>Tanesha Seaton (1)</b>
12/28/84 at North Carolina State ..... 14..... 10	2/16/94 at Marshall..... 11.....11	11/22/99 at Miami (Ohio) ..... 15 .....10
1/9/85 vs. Dayton..... 16..... 10	3/4/94 vs. South Carolina..... 26.....12	<b>Pam Shrum (6)</b>
1/26/85 at Florida ..... 17..... 11	12/4/94 at Ohio State ..... 26.....10	11/28/87 vs. East Carolina ..... 20 .....11
1/29/85 vs. Georgia..... 30..... 13	1/11/95 at Louisville..... 26.....11	12/20/87 vs. Morehead State ..... 23.....10
2/1/85 at New Orleans..... 23..... 11	1/22/95 vs. Georgia..... 12.....10	1/28/88 at Vanderbilt..... 14.....13
2/3/85 at Ole Miss..... 20..... 14	2/22/95 vs. Eastern Kentucky ..... 16.....11	2/5/88 vs. Alabama/Birmingham ..... 23.....13
2/13/85 vs. Tennessee ..... 19..... 13	<b>Alyssa Rice (2)</b>	2/25/88 vs. Middle Tennessee..... 12.....11
11/30/85 vs. Middle Tennessee ..... 21..... 12	11/26/17 vs. Marshall ..... 19..... 10	12/18/88 at Illinois ..... 14.....10
12/22/85 vs. Western Michigan ..... 22..... 12	12/10/17 Miami (Fla.) ..... 11..... 12	<b>Lora Spencer (1)</b>
1/10/85 at Old Dominion ..... 14..... 10	<b>Chrissy Roberts (1)</b>	2/10/88 at Dayton..... 11 .....10
2/14/86 vs. Louisville..... 18 13 11§	11/27/93 vs. Georgetown ..... 10 .....11	<b>DeNesha Stallworth (15)</b>
2/26/86 vs. Detroit..... 16...12 (A)	<b>Shaunda Roberts (4)</b>	11/23/12 vs. Morehead St. .... 10.....10
<b>Carly Ormerod (2)</b>	12/16/95 vs. Florida ..... 10 .....10	12/7/12 vs. DePaul ..... 17.....13
3/19/07 at Ball State ..... 13 ..11 (A)	12/30/95 vs. North Carolina State ..... 16.....11	12/28/12 vs. Alcorn St. .... 10.....10
2/26/09 vs. Georgia..... 11..... 10	1/3/96 vs. Mississippi..... 25.....12	1/3/13 vs. Florida ..... 17.....10
<b>Shantia Owens (8)</b>	1/7/96 vs. LSU ..... 17.....12	1/6/13 vs. Alabama ..... 19.....10
11/29/98 vs. UCLA..... 12 ..... 14	<b>Eleia Roddy (16)</b>	1/20/13 vs. Auburn ..... 16.....10
2/4/99 vs. Auburn ..... 11..... 10	11/18/05 vs. IUPUI ..... 11..... 12	1/24/13 vs. South Carolina..... 12.....10
12/11/99 at Liberty ..... 14..... 11	12/22/05 vs. Tennessee State..... 10.....10	2/18/13 vs. Texas A&M..... 12.....12
12/22/99 at Cincinnati..... 12..... 10	1/12/06 at Florida ..... 10.....14	3/24/13 vs. Navy ..... 18.....11
12/28/99 vs. Tennessee/Martin..... 10..... 10	2/12/06 at Arkansas ..... 17.....11	11/10/13 vs. Wagner..... 18.....13
12/31/99 vs. Xavier ..... 17.....17	12/4/08 at Western Kentucky..... 15.....11	11/27/13 vs. Bradley ..... 13.....10
1/16/00 vs. Arkansas ..... 19 .....12		2/9/14 vs. Florida ..... 14.....13



# ALL-TIME DOUBLE-DOUBLES BY PLAYER

2/13/14 vs. Ole Miss..... 19.....11

2/23/14 vs. Texas A&M ..... 11.....11  
2/27/14 vs. Mississippi State..... 16.....20

**Diane Stephens (2)**

2/20/84 vs. Vanderbilt..... 10.....11  
2/06/85 vs. Tennessee Tech..... 15.....10

**Valerie Still (66)**

12/1/80 vs. Charleston ..... 26.....10  
12/4/80 vs. Cincinnati ..... 28.....11  
12/6/80 at Indiana..... 39.....11  
12/10/80 at Murray State ..... 35.....12

1/1/81 vs. Morehead State ..... 14.....15

1/08/81 at Louisville..... 14.....11  
1/11/81 at Rutgers ..... 30.....14  
1/13/81 at Western Kentucky ..... 15.....14  
1/16/81 vs. James Madison..... 20.....12  
1/17/81 vs. Indiana State ..... 37.....19  
1/22/81 vs. Chattanooga..... 24.....10  
1/24/81 vs. South Carolina..... 26.....12  
1/27/81 at Eastern Kentucky..... 30.....19  
1/30/81 vs. Mississippi State..... 33.....10  
1/31/81 vs. Auburn ..... 22.....12

2/10/81 vs. Northern Kentucky..... 20.....14

3/2/81 vs. Marshall ..... 20.....11

3/13/81 vs. Tennessee ..... 10.....15

3/18/81 vs. Syracuse ..... 18.....11  
3/21/81 at Maryland ..... 32.....17  
11/30/81 vs. Chattanooga..... 30.....21

12/5/81 vs. Seton Hall ..... 34.....17

12/10/81 vs. Vanderbilt..... 18.....17  
12/12/81 at Ohio State ..... 25.....13  
12/21/81 vs. UCLA..... 30.....14  
12/31/81 vs. Florida ..... 23.....15  
1/3/82 vs. Georgia..... 11.....16  
1/05/82 vs. East Carolina ..... 25.....11  
1/07/82 vs. Indiana State ..... 33.....17

1/15/82 vs. Cincinnati ..... 32.....17  
1/16/82 vs. Southern Illinois ..... 27.....16  
1/20/82 at Old Dominion ..... 15.....12  
1/23/82 vs. Michigan..... 27.....18  
1/26/82 at Vanderbilt..... 28.....18  
1/28/82 at Tennessee ..... 16.....14  
1/31/82 vs. Memphis ..... 13.....17  
2/4/82 at Georgia State..... 24.....16

2/9/82 vs. National College ..... 18.....27  
2/13/82 at South Carolina ..... 23.....15

2/18/82 vs. Tennessee ..... 13.....15

2/23/82 vs. Louisville..... 25.....13  
2/26/82 vs. Alabama ..... 23.....12  
2/27/82 vs. LSU ..... 34.....14

3/14/82 vs. Illinois ..... 21.....13  
3/18/82 vs. South Carolina..... 29.....13  
3/20/82 at Louisiana Tech..... 20.....10  
11/27/82 vs. Cincinnati ..... 17.....10

12/5/82 vs. Miami (Ohio)..... 30.....18

12/19/82 vs. Charleston ..... 42.....20  
12/21/82 vs. Florida ..... 26.....11

1/6/83 vs. Middle Tennessee ..... 21.....14  
1/10/83 vs. Tennessee Tech..... 29.....18  
1/14/83 vs. South Florida ..... 22.....11  
1/15/83 vs. Arkansas ..... 22.....17  
1/18/83 at Alabama ..... 28.....13  
1/20/83 at Louisville..... 33.....13  
1/23/83 at Vanderbilt..... 32.....14

1/30/83 vs. Georgia..... 20.....10  
2/2/83 vs. South Carolina..... 26.....12  
2/5/83 vs. Old Dominion ..... 17.....13

2/16/83 at Rutgers ..... 38.....19  
2/18/83 vs. Auburn ..... 21.....10  
2/20/83 at Georgia ..... 29.....10  
2/22/83 at Florida ..... 18.....13

3/3/83 vs. Auburn ..... 28.....16  
3/18/83 vs. Indiana ..... 28.....13

**Stephanie Stoglin (1)**

12/1/00 vs. Purdue..... 14.....10

**Janee Thompson (3)**

1/2/15 vs. Alabama ..... 12... 10 (A)

11/25/15 vs. Eastern Michigan..... 16... 10 (A)

2/7/16 vs. LSU ..... 16... 10 (A)

**Katie Vieth (1)**

1/8/97 vs. Vanderbilt..... 10.....10

**Samarie Walker (20)**

2/20/12 vs. Vanderbilt..... 15.....12

3/19/12 vs. Green Bay..... 15.....13  
3/25/12 vs. Gonzaga..... 16.....12

11/23-12 vs. Morehead St. .... 15.....13

2/7/12 vs. DePaul ..... 18.....10

12/21/12 vs. UC Santa Barbara ..... 12.....10

12/28/12 vs. Alcorn State..... 21.....14

1/6/13 vs. Alabama ..... 15.....13

1/27/13 vs. LSU ..... 10.....13  
2/3/13 vs. Georgia..... 12.....11

2/10/13 vs. Vanderbilt..... 10.....13

11/17/13 vs. Central Michigan..... 10.....11  
11/21/13 vs. Lipscomb ..... 10.....14

11/27/13 vs. Bradley ..... 22.....14

1/2/14 vs. Alabama ..... 12.....13  
1/5/14 vs. Florida ..... 10.....12

1/12/14 vs. Missouri..... 10.....13  
1/19/14 vs. Auburn ..... 13.....10  
2/9/14 vs. Florida ..... 10.....12

3/22/14 vs. Wright State ..... 12.....14

**Lydia Watkins (1)**

3/21/08 vs. Middle Tennessee ..... 16..... 16

**Jodi Whitaker (5)**

2/8/86 vs. Miami (Fla.)..... 16...12 (A)

11/28/87 vs. East Carolina ..... 16.....14  
12/1/87 vs. Eastern Kentucky ..... 16.....11

2/23/88 vs. LSU ..... 22.....10

2/29/88 vs. Virginia Tech..... 17.....10

**Lea Wise (2)**

1/23/82 vs. Michigan..... 14...10 (A)

2/28/82 vs. Tennessee ..... 11.....12

**Tatyana Wyatt (1)**

12/05/17 vs. Evansville ..... 20.....10

*Note: Games grouped together signify consecutive double-doubles*





# UK FRESHMAN SEASON RECORDS

<p><b>Points</b></p> <ol style="list-style-type: none"> <li>641 Valerie Still, 1979-80</li> <li>491 A'dia Mathies, 2009-10</li> <li>413 Maria Donhoff, 1977-78</li> <li>362 Samantha Mahoney, 2004-05</li> <li>361 Kristi Cushenberry, 1988-89</li> <li>364 Sarah Elliott, 2004-05</li> <li>319 Leslie Nichols, 1982-83</li> <li>310 Laura Meadows, 1997-98</li> <li>298 Carly Ormerod, 2005-06</li> <li>294 SeSe Helm, 2000-01</li> </ol> <p><b>Points Per Game</b></p> <ol style="list-style-type: none"> <li>22.1 Valerie Still, 1979-80</li> <li>13.6 A'dia Mathies, 2009-10</li> <li>12.9 Kristi Cushenberry, 1988-89</li> <li>12.5 Maria Donhoff, 1977-78</li> <li>12.3 SeSe Helm, 2000-01</li> <li>11.4 Leslie Nichols, 1982-83</li> <li>11.1 Laura Meadows, 1997-98</li> <li>10.7 Jodie Whitaker, 1985-86</li> <li>10.6 Samantha Mahoney, 2004-05</li> <li>10.5 Liz Lukschu, 1977-78</li> </ol> <p><b>Rebounds</b></p> <ol style="list-style-type: none"> <li>403 Valerie Still, 1979-80</li> <li>228 Victoria Dunlap, 2007-08</li> <li>199 Maria Donhoff, 1977-78</li> <li>197 Leslie Nichols, 1982-83</li> <li>185 Sarah Elliott, 2004-05</li> <li>175 LaTonya McDole, 1998-99</li> <li>174 A'dia Mathies, 2009-10</li> <li>162 Laura Meadows, 1997-98</li> <li>142 Kim Denkins, 1994-95</li> <li>142 Batouly Camara, 2015-16</li> </ol> <p><b>Rebounds Per Game</b></p> <ol style="list-style-type: none"> <li>13.9 Valerie Still, 1979-80</li> <li>7.0 Leslie Nichols, 1982-83</li> <li>6.9 Victoria Dunlap, 2007-08</li> <li>6.2 Elisabeth Lukschu, 1977-78</li> <li>6.0 Maria Donhoff, 1977-78</li> <li>5.8 Laura Meadows, 1997-98</li> <li>5.5 LaTonya McDole, 1998-99</li> <li>5.5 Jennifer Humphrey, 2002-03</li> <li>5.4 Sarah Elliott, 2004-05</li> <li>5.3 Kim Denkins, 1994-95</li> </ol> <p><b>Field Goals Made</b></p> <ol style="list-style-type: none"> <li>256 Valerie Still, 1979-80</li> <li>178 A'dia Mathies, 2009-10</li> <li>165 Maria Donhoff, 1977-78</li> <li>149 Sarah Elliott, 2004-05</li> <li>130 Leslie Nichols, 1982-83</li> <li>129 Kristi Cushenberry, 1988-89</li> <li>127 Samantha Mahoney, 2004-05</li> <li>123 Jodie Whitaker, 1985-86</li> <li>115 SeSe Helm, 2000-01</li> <li>114 Laura Meadows, 1997-98</li> </ol>	<p><b>Field Goals Attempted</b></p> <ol style="list-style-type: none"> <li>463 Valerie Still, 1979-80</li> <li>439 A'dia Mathies, 2009-10</li> <li>370 Maria Donhoff, 1977-78</li> <li>329 Laura Meadows, 1997-98</li> <li>296 Samantha Mahoney, 2004-05</li> <li>268 Kristi Cushenberry, 1988-89</li> <li>267 Sarah Elliott, 2004-05</li> <li>266 Stacey Reed, 1991-92</li> <li>247 Leslie Nichols, 1982-83</li> <li>246 SeSe Helm, 2000-01</li> </ol> <p><b>Field Goal Percentage</b></p> <ol style="list-style-type: none"> <li>55.8 Sarah Elliott, 2004-05</li> <li>55.3 Valerie Still, 1979-80</li> <li>55.0 Elisabeth Lukschu, 1977-78</li> <li><b>53.8 Taylor Murray, 2015-16</b></li> <li>52.6 Leslie Nichols, 1982-83</li> <li>52.6 Jodie Whitaker, 1985-86</li> <li>50.8 Josh Mills, 1989-90</li> <li>49.3 Batouly Camara, 2015-16</li> <li>48.3 Makayla Epps, 2013-14</li> <li>48.1 Sandy Harding, 1983-84</li> <li>48.1 Kristi Cushenberry, 1988-89</li> </ol> <p><b>Three-Pointers Made</b></p> <ol style="list-style-type: none"> <li>50 Sara Potts, 2001-02</li> <li>49 Maci Morris, 2015-16</li> <li>49 Carly Ormerod, 2005-06</li> <li>43 Laura Meadows, 1997-98</li> <li>38 Natalie Martinez, 1996-97</li> <li>34 Bria Goss, 2011-12</li> <li>31 A'dia Mathies, 2009-10</li> <li>30 Stacey Reed, 1991-92</li> <li>25 Shaunda Roberts, 1994-95</li> <li>25 Dominique Mitchell, 1995-96</li> </ol> <p><b>Three-Pt. Field Goal Percentage (min 100 attempts)</b></p> <ol style="list-style-type: none"> <li>41.5 Carly Ormerod, 2005-06</li> <li>39.2 Maci Morris, 2015-16</li> <li>34.0 Sara Potts, 2001-02</li> <li>33.3 Laura Meadows, 1997-98</li> <li>31.4 Natalie Martinez, 1996-97</li> <li>29.0 A'dia Mathies, 2009-10</li> <li>26.3 Stacey Reed, 1991-92</li> </ol> <p><b>Free Throws Made</b></p> <ol style="list-style-type: none"> <li>129 Valerie Still, 1979-80</li> <li>104 A'dia Mathies, 2009-10</li> <li>91 Samantha Mahoney, 2004-05</li> <li>85 Kristi Cushenberry, 1988-89</li> <li>83 Maria Donhoff, 1977-78</li> <li>74 Alexis Jennings, 2014-15</li> <li>62 Stacey Reed, 1991-92</li> <li>62 LaTonya McDole, 1998-99</li> <li>62 SeSe Helm, 2000-01</li> <li>56 Josh Mills, 1989-90</li> <li>56 Sarah Elliott, 2004-05</li> </ol>	<p><b>Free Throws Attempted</b></p> <ol style="list-style-type: none"> <li>183 Valerie Still, 1979-80</li> <li>149 A'dia Mathies, 2009-10</li> <li>145 Samantha Mahoney, 2004-05</li> <li>134 Bria Goss, 2011-12</li> <li>131 Maria Donhoff, 1977-78</li> <li>101 Victoria Dunlap, 2007-08</li> <li>100 Kristi Cushenberry, 1988-89</li> <li>99 LaTonya McDole, 1998-99</li> <li>99 Alexis Jennings, 2014-15</li> <li>83 Stacey Reed, 1991-92</li> <li>83 Sarah Elliott, 2004-05</li> </ol> <p><b>Free Throw Percentage (min 50 attempts)</b></p> <ol style="list-style-type: none"> <li>86.1 SeSe Helm, 2000-01</li> <li>85.0 Kristi Cushenberry, 1988-89</li> <li>84.5 Chante' Bowman, 2004-05</li> <li><b>83.3 Taylor Murray, 2015-16</b></li> <li>78.4 Karen Killen, 1990-91</li> <li>77.3 Angela Phillips, 2003-04</li> <li>76.8 Bernisha Pinkett, 2010-11</li> <li>75.5 Patty Jo Hedges, 1979-80</li> <li>74.7 Stacey Reed, 1991-92</li> <li>74.7 Alexis Jennings, 2014-15</li> </ol> <p><b>Blocks</b></p> <ol style="list-style-type: none"> <li>49 Sarah Elliott, 2004-05</li> <li>46 Valerie Still, 1979-80</li> <li>38 Leslie Nichols, 1982-83</li> <li>35 Laura Meadows, 1977-98</li> <li>31 Azia Bishop, 2011-12</li> <li>30 Batouly Camara, 2015-16</li> <li>25 Victoria Dunlap, 2007-08</li> <li><b>25 Dorrie Harrison, 2017-18</b></li> <li>24 Alyssa Rice, 2014-15</li> <li>23 Alexis Jennings, 2014-15</li> </ol> <p><b>Steals</b></p> <ol style="list-style-type: none"> <li>93 A'dia Mathies, 2009-10</li> <li>69 Stacey Reed, 1991-92</li> <li>60 Patty Jo Hedges, 1979-80</li> <li>56 Taylor Murray, 2015-16</li> <li>55 Sandy Harding, 1983-84</li> <li>47 Laura Meadows, 1997-98</li> <li>43 Valerie Still, 1979-80</li> <li>43 Victoria Dunlap, 2007-08</li> <li>42 Christina Jansen, 1992-93</li> <li>42 Maegan Conwright, 2010-11</li> </ol> <p><b>Assists</b></p> <ol style="list-style-type: none"> <li>168 Sandy Harding, 1983-84</li> <li>141 Patty Jo Hedges, 1979-80</li> <li>119 Angela Phillips, 2002-03</li> <li>93 LaToya McDole, 1999-2000</li> <li>90 Stacey Reed, 1991-92</li> <li>90 Julie Whitacker, 1999-2000</li> <li>87 Rita Adams, 2000-01</li> <li>87 A'dia Mathies, 2009-10</li> </ol>	<ol style="list-style-type: none"> <li>73 Taylor Murray, 2015-16</li> <li>73 Daiesha Hawthorne, 2001-02</li> </ol> <p><b>Double-Figure Scoring Games</b></p> <ol style="list-style-type: none"> <li>29 Valerie Still, 1979-80</li> <li>26 A'dia Mathies, 2009-10</li> <li>23 Bria Goss, 2011-12</li> <li>22 Maria Donhoff, 1977-78</li> <li>18 Kristi Cushenberry, 1988-89</li> <li>18 Samantha Mahoney, 2004-05</li> <li>17 Leslie Nichols, 1982-83</li> <li>17 Laura Meadows, 1997-98</li> <li>17 Sarah Elliot, 2004-05</li> <li><b>15 Maci Morris, 2015-16</b></li> <li>15 Jodie Whitaker, 1985-86</li> </ol> <p><b>Double-Figure Rebounds Games</b></p> <ol style="list-style-type: none"> <li>25 Valerie Still, 1979-80</li> <li>9 Leslie Nichols, 1982-83</li> <li>7 Victoria Dunlap, 2007-08</li> <li>6 Elisabeth Lukschu, 1997-78</li> <li>3 Laura Meadows, 1997-98</li> <li>3 Jennifer Humphrey, 2002-03</li> </ol> <p><b>Double-Figure Assists</b></p> <ol style="list-style-type: none"> <li>2 Sandy Harding, 1983-84</li> <li>1 Jodie Whitaker, 1985-86</li> <li>1 Tracye Davis, 1987-88</li> </ol> <p><b>SINGLE-GAME FRESHMAN RECORDS</b></p> <p><b>Points</b></p> <p>39 Valerie Still vs. Indiana (12/6/80)</p> <p><b>Rebounds</b></p> <p>26 Valerie Still vs. Rutgers (Jan. 12, 1980)</p> <p><b>Assists</b></p> <p>13 Tracye Davis vs. Tennessee St. (1/30/88)</p> <p><b>Blocks</b></p> <p>7 DeNesha Stallworth vs. Texas A&amp;M (2/18/13)</p> <p><b>Steals</b></p> <p>8 A'dia Mathies vs. Miss. Valley St. (1/1/10)</p>
--	--	---	--



# YEAR-BY-YEAR RESULTS

Year	Final			SEC			SEC Tournament			NCAA/WNIT Tournament			Coach										
	W	L	Pct.	Rank	H	A	N	W	L	Pct.	Finish	W		L	Finish								
1974-75	16	9	.640												Feamster								
1975-76	13	12	.520		6-4	5-5	2-3								Feamster								
1976-77	19	7	.731		7-3	7-3	5-1								Yow								
1977-78	23	12	.657		13-3	5-4	5-5					2	1	3rd (WNIT)	Yow								
1978-79	13	16	.448		6-7	6-6	1-3								Yow								
1979-80	24	5	.828	14	14-1	8-3	2-1				2	1	Semifinals		Yow								
1980-81	25	6	.806	11	16-0	7-3	2-3				1	2	Semifinals		Hall								
1981-82	24	8	.750	13	17-2	6-5	1-1				3	0	Champions	2	1	Elite Eight	Hall						
1982-83	23	5	.821	12	15-1	8-2	0-2			6	2	.750	t2nd SEC/2nd East	0	1	Quarterfinals	0	1	First Round	Hall			
1983-84	15	13	.536		11-6	4-6	0-1			2	6	.250	t7th SEC/t3rd East	0	1	Quarterfinals				Hall			
1984-85	16	12	.571		11-5	5-6	0-1			3	5	.375	t7th SEC/4th East	0	1	1st Round				Hall			
1985-86	18	11	.621		13-3	5-7	0-1			4	5	.444	t6th	0	1	Quarterfinals	0	1	First Round		Hall		
1986-87	17	11	.607		8-5	7-4	2-2			3	6	.333	7th	1	1	Quarterfinals					Hall		
1987-88	14	15	.483		12-4	1-10	1-1			0	9	.000	10th	1	1	Quarterfinals					Fanning		
1988-89	12	16	.428		9-4	3-11	0-1			3	6	.333	t7th	0	1	1st Round					Fanning		
1989-90	23	8	.742		11-3	8-4	4-1			3	6	.333	8th	0	1	1st Round	3	0	Champions (WNIT)		Fanning		
1990-91	20	9	.690		11-3	7-4	2-2			4	5	.444	t5th	0	1	Quarterfinals	0	1	First Round		Fanning		
1991-92	16	14	.533		9-4	3-8	4-2			5	6	.455	6th	2	1	Semifinals					Fanning		
1992-93	18	10	.643		10-3	5-4	3-3			5	6	.455	t6th	1	1	Quarterfinals					Fanning		
1993-94	17	11	.607		9-4	6-5	2-2			5	6	.455	t7th	1	1	Quarterfinals					Fanning		
1994-95	14	14	.500		8-5	5-8	1-1			4	7	.364	9th	1	1	Quarterfinals					Fanning		
1995-96	8	19	.296		6-5	0-9	2-5			2	9	.182	t11th	0	1	1st Round					Mattox		
1996-97	8	19	.296		4-6	3-10	1-3			2	10	.167	10th	0	1	1st Round					Mattox		
1997-98	13	15	.464		7-5	3-9	3-1			5	9	.357	8th	0	1	1st Round					Mattox		
1998-99	21	11	.656		7-3	9-5	5-3			7	7	.500	t5th	2	1	Semifinals	1	1	Second Round		Mattox		
1999-00	15	14	.517		7-5	7-6	1-3			5	9	.357	t8th	1	1	Quarterfinals					Mattox		
2000-01	6	21	.222		5-7	1-10	0-4			2	12	.143	12th	0	1	1st Round					Mattox		
2001-02	9	20	.450		3-8	2-11	4-1			1	13	.071	12th	1	1	Quarterfinals					Mattox		
2002-03	11	16	.407		8-5	1-10	2-1			4	10	.286	9th	0	1	1st Round					Mattox		
2003-04	11	17	.393		7-7	3-9	1-1			3	11	.214	11th	0	1	1st Round					DeMoss		
2004-05	18	16	.529		15-4	2-9	1-3			4	10	.286	t9th	0	1	1st Round	3	1	Semifinals (WNIT)		DeMoss		
2005-06	22	9	.710		11-4	7-3	4-2			9	5	.643	4th	1	1	Semifinals	1	1	Second Round		DeMoss		
2006-07	20	14	.588		10-5	6-7	4-2			6	8	.429	t7th	1	1	Quarterfinals	2	1	Third Round (WNIT)		DeMoss		
2007-08	17	16	.515		10-8	5-5	2-3			8	6	.571	t4th	1	1	Semifinals	2	1	Quarterfinals (WNIT)		Mitchell		
2008-09	16	16	.500		11-6	4-9	1-1			5	9	.357	t9th	0	1	1st Round	1	1	Second Round (WNIT)		Mitchell		
2009-10	28	8	.778	19/19	17-0	6-6	5-2			11	5	.688	3rd	2	1	Finals	3	1	Elite Eight		Mitchell		
2010-11	25	9	.735	17/22	13-2	8-5	4-2			11	5	.688	2nd	2	1	Finals	1	1	Second Round		Mitchell		
2011-12	28	7	.800	12/8	18-0	6-5	4-2			13	3	.812	1st	1	1	Semifinals	3	1	Elite Eight		Mitchell		
2012-13	30	6	.833	7/7	16-1	9-3	5-2			13	3	.812	2nd	2	1	Finals	3	1	Elite Eight		Mitchell		
2013-14	26	9	.743	10/11	15-4	9-3	2-2			10	6	.625	4th	2	1	Finals	2	1	Sweet 16		Mitchell		
2014-15	24	10	.750	11/16	14-3	6-5	4-2			10	6	.625	t4th	2	1	Semifinals	1	1	Second Round		Mitchell		
2015-16	25	8	.806	12/13	16-2	7-4	2-2			10	6	.625	t4th	2	1	Semifinals	2	1	Sweet 16		Mitchell		
2016-17	22	11	.666	18/25	16-4	5-6	1-1			11	5	.687	t3rd	1	1	Semifinals	1	1	Second Round		Mitchell		
2017-18	15	17	.469		9-7	5-9	1-1			6	10	.375	9th	1	1	Quarterfinals					Mitchell		
<b>Totals</b>	<b>798</b>	<b>532</b>	<b>.600</b>		<b>458-178</b>	<b>224-266</b>	<b>96-86</b>			<b>206</b>	<b>252</b>	<b>.449</b>									<b>33</b>	<b>19</b>	

Rankings – AP/Coaches Poll



# ALL-TIME RESULTS

## MATTHEW MITCHELL

**Overall Record at UK: 256-117 (2007-present)**

### Italy

#### August 2018 • 2-1

W, 73-41 vs. Bosnia-Herzegovina National Team  
L, 46-64 vs. TK Hannover  
W, 81-64 vs. Marghera Select

### 2017-18

**Coach: Matthew Mitchell**

**Record: 15-17 (6-10 SEC)**

Nov. 5	Southern Indiana	87-56	Won	(H)
Nov. 10	Sacramento State	101-70	Won	(H)
Nov. 12	Gardner-Webb	72-34	Won	(H)
Nov. 16	Montana	71-54	Won	(A)
Nov. 19	Washington State	73-68	Won	(A)
Nov. 22	Morehead State	86-53	Won	(H)
Nov. 26	Marshall	69-39	Won	(H)
Nov. 30	#9 Baylor	63-90	Loss	(A)
Dec. 3	Tennessee Tech	82-54	Won	(H)
Dec. 5	Evansville	100-62	Won	(H)
Dec. 8	Florida Gulf Coast	64-70	Loss	(A)
Dec. 10	Miami (Fla.)	54-65	Loss	(A)
Dec. 17	#3 Louisville	63-87	Loss	(H)
Dec. 21	#24 California	52-62	Loss	(H)
Dec. 28	Middle Tennessee	57-62	Loss	(A)
Dec. 31	#7 Tennessee !	49-63	Loss	(H)
Jan. 4	#19 Texas A&M	70-74	Loss	(A)
Jan. 7	Georgia	42-56	Loss	(A)
Jan. 11	Florida	56-53	Won	(A)
Jan. 15	Vanderbilt	55-70	Loss	(A)
Jan. 21	#10 South Carolina !	64-81	Loss	(H)
Jan. 25	Alabama	79-54	Won	(H)
Jan. 29	Arkansas	76-65	Won	(A)
Feb. 1	Auburn	65-48	Won	(H)
Feb. 4	LSU !	70-72	Loss	(H)
Feb. 8	#15 Missouri	78-83	Loss	(A)
Feb. 11	#2 Mississippi State	55-74	Loss	(A)
Feb. 15	Arkansas	78-57	Won	(H)
Feb. 18	#8 South Carolina	63-81	Loss	(A)
Feb. 22	Ole Miss	79-71	Win	(A)
Feb. 25	#2 Mississippi State	63-85	Loss	(H)
Mar. 1	Alabama*	71-64	Won	(N)
Mar. 2	#2 Mississippi State*	58-81	Loss	(N)

! = Game played in Rupp Arena - Lexington, Ky.

\* - SEC Tournament - Nashville, Tenn. (Bridgestone Arena)

### 2016-17

**Coach: Matthew Mitchell**

**Record: 22-11 (11-5 SEC)**

Nov. 11	#14 Miami (Fla.) *	82-66	Won	(H)
Nov. 12	Albany *	70-46	Won	(H)
Nov. 17	New Hampshire	92-43	Won	(H)
Nov. 19	Colorado	79-69	Loss	(A)
Nov. 23	Morehead State	74-47	Won	(H)
Nov. 27	Samford	80-57	Won	(H)
Dec. 1	#12 Oklahoma	82-68	Won	(H)
Dec. 4	#7 Louisville	69-67 (OT)	Loss	(A)
Dec. 9	Middle Tennessee	61-48	Won	(H)
Dec. 11	#23 Arizona St. !	73-71 (OT)	Loss	(H)
Dec. 18	Radford	59-36	Won	(H)
Dec. 21	Washington St.	69-67	Won	(H)
Dec. 29	#15 Duke	69-54	Loss	(A)
Jan. 1	Tennessee	72-65	Loss	(A)

Jan. 5	Missouri	64-62	Won	(H)
Jan. 8	Texas A&M	77-68	Loss	(H)
Jan. 12	Alabama	71-54	Won	(A)
Jan. 15	Georgia	82-61	Won	(H)
Jan. 19	LSU	55-42	Won	(A)
Jan. 22	Auburn	64-60	Won	(A)
Jan. 26	Ole Miss	89-57	Won	(H)
Jan. 30	Missouri	73-67	Loss	(A)
Feb. 2	#4 South Carolina	75-63	Loss	(H)
Feb. 5	Vanderbilt	71-63	Won	(H)
Feb. 9	Georgia	66-56	Won	(A)
Feb. 16	Arkansas	69-62	Won	(A)
Feb. 19	Florida	67-48	Won	(H)
Feb. 23	#3 Miss. State	78-75 (OT)	Won	(H)
Feb. 26	#7 South Carolina	95-87	Loss	(A)
Mar. 3	Alabama **	65-55	Won	(N)
Mar. 4	#5 South Carolina **	89-77	Loss	(N)
Mar. 17	Belmont ***	73-70	Won	(H)
Mar. 19	#11 Ohio State ***	82-68	Loss	(H)

! - Game played in Rupp Arena - Lexington, Ky.

\* - Kentucky Classic - Lexington, Ky. (Memorial Coliseum)

\*\* - SEC Tournament - Greenville, S.C. (Bon Secours Wellness Arena)

\*\*\* - NCAA First & Second Rounds - Lexington, Ky. (Memorial Coliseum)

### 2015-16

**Coach: Matthew Mitchell**

**Record: 25-8 (10-6 SEC)**

Nov. 13	Rice	72-39	Won	(H)
Nov. 15	#15/15 Arizona State	68-64 (OT)	Won	(A)
Nov. 18	Morehead State	112-57	Won	(H)
Nov. 22	Colorado	86-61	Won	(H)
Nov. 25	Eastern Michigan	89-67	Won	(H)
Nov. 29	Jackson State	92-24	Won	(H)
Dec. 2	Northern Kentucky	84-65	Won	(A)
Dec. 10	Louisville !	72-54	Won	(H)
Dec. 13	Middle Tennessee	68-52	Won	(A)
Dec. 20	#13/11 Duke !	71-61	Won	(H)
Dec. 28	Tennessee State	81-39	Won	(H)
Jan. 3	Auburn	61-66	Loss	(A)
Jan. 7	Alabama	73-48	Won	(H)
Jan. 10	Georgia	64-53	Won	(A)
Jan. 14	#2/2 South Carolina	62-73	Loss	(H)
Jan. 17	Auburn	54-47	Won	(H)
Jan. 21	Ole Miss	65-73	Loss	(A)
Jan. 25	#18/21 Tennessee	64-63	Won	(H)
Jan. 28	Vanderbilt	69-71	Loss	(H)
Jan. 31	Florida	79-85	Loss	(A)
Feb. 4	#2/2 South Carolina	68-78	Loss	(A)
Feb. 7	LSU	70-58	Won	(H)
Feb. 14	Vanderbilt	71-55	Won	(A)
Feb. 18	#14/13 Mississippi St.	83-60	Won	(A)
Feb. 21	Arkansas	77-63	Won	(H)
Feb. 25	#24/24 Missouri	69-59	Won	(H)
Feb. 28	#13/13 Texas A&M	71-58	Won	(A)
March 3	LSU*	79-71	Won	(N)
March 4	#25/24 Florida*	92-69	Won	(N)
March 5	#2/3 South Carolina*	63-93	Loss	(N)
March 19	UNC Asheville**	85-31	Won	(N)
March 20	Oklahoma**	79-58	Won	(N)
March 25	Washington***!	72-85	Loss	(N)

! = Game played in Rupp Arena - Lexington, Ky.

\* - SEC Tournament - Little Rock, Ark. (Verizon Arena)

\*\* - NCAA Tournament, First & Second Rounds, Lexington, Ky. (Memorial Coliseum)

\*\*\* - NCAA Tournament, Lexington Regional (Rupp Arena)

### 2014-15

**Coach: Matthew Mitchell**

**Record: 24-10 (10-6 SEC)**

Nov. 14	Appalachian State	111-74	Won	(H)
Nov. 17	#8/9 Baylor !	74-64	Won	(H)
Nov. 19	Morehead State	91-62	Won	(H)
Nov. 22	Central Michigan	71-68	Won	(A)
Nov. 27	Illinois *	71-77	Loss	(N)
Nov. 28	Oklahoma *	92-88 (OT)	Won	(N)
Nov. 29	South Florida *	61-57	Won	(N)
Dec. 3	Northern Kentucky	82-64	Won	(H)
Dec. 7	#7/7 Louisville	77-68	Won	(A)
Dec. 12	Middle Tennessee	78-62	Won	(H)
Dec. 14	Belmont	71-55	Won	(H)
Dec. 21	#13/13 Duke	68-89	Loss	(A)
Dec. 28	Tennessee State	87-75	Won	(H)
Jan. 2	Alabama	78-66	Won	(A)
Jan. 4	Ole Miss	64-58	Won	(H)
Jan. 8	Auburn	78-57	Won	(H)
Jan. 11	#1/1 South Carolina	60-68	Loss	(A)
Jan. 15	Florida	62-56	Won	(H)
Jan. 18	LSU	79-84	Loss	(A)
Jan. 25	Missouri	83-69	Won	(A)
Jan. 29	#6/6 Tennessee	72-73	Loss	(H)
Feb. 1	#21/20 Georgia	80-72	Won	(H)
Feb. 8	Vanderbilt	82-68	Won	(A)
Feb. 12	#13/15 Miss. State	92-90 (2OT)	Won	(H)
Feb. 15	#6/6 Tennessee	58-72	Loss	(A)
Feb. 19	#15/15 Texas A&M	69-81	Loss	(H)
Feb. 23	Ole Miss	59-67	Loss	(A)
Feb. 26	Arkansas	56-51	Won	(H)
March 1	#2/2 South Carolina	67-56	Won	(H)
March 5	Vanderbilt **	67-61	Won	(N)
March 6	#11/13 Miss. State*	*76-67	Won	(N)
March 7	#5/5 Tennessee **	64-75	Loss	(N)
March 20	Tennessee State ***	97-52	Won	(H)
March 22	Dayton ***	94-99	Loss	(H)

! = Game played in Rupp Arena - Lexington, Ky.

\* - Paradise Jam - St. Thomas, Virgin Islands (UVI Sports and Fitness Center)

\*\* - SEC Tournament - Little Rock, Ark. (Verizon Arena)

\*\*\* - NCAA Tournament, First & Second Rounds, Lexington, Ky. (Memorial Coliseum)

### 2013-14

**Coach: Matthew Mitchell**

**Record: 26-9 (10-6 SEC)**

Nov. 8	Marist	75-61	Won	(A)
Nov. 10	Wagner	96-57	Won	(A)
Nov. 13	Georgia Southern	103-38	Won	(H)
Nov. 17	Central Michigan	96-74	Won	(H)
Nov. 21	Lipscomb	116-49	Won	(H)
Nov. 24	Middle Tennessee	84-72	Won	(A)
Nov. 27	Bradley	117-77	Won	(H)
Dec. 1	#3/4 Louisville	69-64	Won	(H)
Dec. 6	#9/9 Baylor %	133-130 (4OT)	Won	(N)
Dec. 12	DePaul	96-85	Won	(A)
Dec. 15	East Tennessee State	73-56	Won	(H)
Dec. 22	#2/2 Duke !	61-69	Loss	(H)
Dec. 29	Grambling State	109-46	Won	(H)



# ALL-TIME RESULTS

Jan. 2	Alabama	85-63	Won	(A)
Jan. 5	Florida	73-83	Lost	(H)
Jan. 9	#10/11 South Carolina	59-68	Lost	(A)
Jan. 12	Missouri	80-69	Won	(H)
Jan. 19	Auburn	73-71	Won	(A)
Jan. 23	Alabama	55-57	Lost	(H)
Jan. 26	Arkansas	68-58	Won	(H)
Jan. 30	Georgia	56-58	Lost	(A)
Feb. 2	#14/14 LSU	63-56	Won	(H)
Feb. 9	Florida	80-86	Lost	(A)
Feb. 13	Ole Miss	108-78	Won	(H)
Feb. 16	#8/8 Tennessee	75-71	Won	(A)
Feb. 20	#4/6 South Carolina	58-81	Lost	(H)
Feb. 23	#16/13 Texas A&M	83-74	Won	(A)
Feb. 27	Mississippi State	81-74 (OT)	Won	(H)
March 2	Vanderbilt	65-63	Won	(H)
March 7	Florida *	75-70	Won	(N)
March 8	#5/7 South Carolina *	68-58	Won	(N)
March 9	#6/6 Tennessee *	70-71	Lost	(N)
March 22	Wright State **	106-60	Won	(H)
March 24	Syracuse **	64-59	Won	(H)
March 29	#5/6 Baylor ***	72-90	Lost	(N)

% - Game Played in AT&T Stadium (Arlington, Texas)  
! - Game played in Rupp Arena  
\* - SEC Tournament, Duluth, Ga.  
(The Arena at Gwinnett Center)  
\*\* - NCAA 1st & 2nd Rounds, Lexington, Ky.  
(Memorial Coliseum)  
\*\*\* - NCAA Regional, South Bend, Ind.  
(Purcell Pavilion)

## 2012-13

**Coach: Matthew Mitchell**

**Record: 30-6 (13-3 SEC)**

Nov. 10	Delaware State	96-50	Won	(H)
Nov. 13	Baylor #1/1	51-85	Lost	(A)
Nov. 17	High Pt.	80-46	Won	(H)
Nov. 23	Morehead State	73-37	Won	(H)
Nov. 25	USC Upstate	100-34	Won	(H)
Nov. 28	Miami (Ohio)	92-53	Won	(H)
Dec. 2	#7/6 Louisville	48-47	Won	(A)
Dec. 7	DePaul !	96-64	Won	(H)
Dec. 9	Middle Tennessee	68-46	Won	(H)
Dec. 18	Pepperdine	80-62	Won	(A)
Dec. 21	UC Santa Barbara	66-38	Won	(A)
Dec. 28	Alcorn State	90-23	Won	(H)
Dec. 30	Marist	78-56	Won	(H)
Jan. 3	Florida	76-69	Won	(H)
Jan. 6	Alabama	87-70	Won	(A)
Jan. 10	#20/21 Texas A&M	65-62	Won	(H)
Jan. 13	Missouri	69-43	Won	(A)
Jan. 17	Mississippi State	100-47	Won	(H)
Jan. 20	Auburn	97-53	Won	(H)
Jan. 24	#18/14 South Carolina	50-55	Lost	(A)
Jan. 27	LSU	73-60	Won	(H)
Feb. 3	#13/14 Georgia	71-75	Lost	(H)
Feb. 7	Arkansas	80-74 (OT)	Won	(A)
Feb. 10	Vanderbilt	75-53	Won	(A)
Feb. 14	#16/14 South Carolina	78-74	Won	(H)
Feb. 18	#10/13 Texas A&M	70-66	Won	(A)
Feb. 24	LSU	72-77	Lost	(A)
Feb. 28	Ole Miss	90-65	Won	(A)
March 3	#8/8 Tennessee	78-65	Won	(H)
March 8	Vanderbilt *	76-65	Won	(N)
March 9	#12/12 Georgia *	60-38	Won	(N)
March 10	#19/19 Texas A&M *	67-75	Lost	(N)

March 24	Navy **	61-41	Won	(N)
March 26	#18/15 Dayton **	84-70	Won	(N)
March 30	#15/16 Delaware ***	69-62	Won	(N)
April 1	#3/3 Connecticut ***	53-83	Lost	(N)

! - Game played in Rupp Arena  
\* - SEC Tournament, Duluth, Ga.  
(The Arena at Gwinnett Center)  
\*\* - NCAA 1st & 2nd Rounds, Queens, N.Y.  
(Carnesecca Arena)  
\*\*\* - NCAA Regional, Bridgeport, Conn. (Webster Bank Arena)

## 2011-12

SEC Regular Season Champions

**Coach: Matthew Mitchell**

**Record: 28-7 (13-3 SEC)**

Nov. 11	Morehead State	96-60	Won	(A)
Nov. 15	Jacksonville State	100-25	Won	(H)
Nov. 17	Northeastern	81-47	Won	(H)
Nov. 19	Southern Miss	88-71	Won	(H)
Nov. 23	Nebraska Omaha	81-48	Won	(H)
Nov. 25	Sam Houston State	73-52	Won	(H)
Nov. 27	Mississippi Valley State	90-51	Won	(H)
Dec. 4	#10/11 Louisville	74-54	Won	(H)
Dec. 8	#6/5 Duke !	72-65	Won	(H)
Dec. 11	Arkansas-Pine Bluff	101-43	Won	(H)
Dec. 18	#3/3 Notre Dame	83-92	Lost	(A)
Dec. 21	Samford	90-61	Won	(H)
Dec. 28	Middle Tennessee	58-70	Lost	(A)
Jan. 1	Florida	59-56	Won	(A)
Jan. 5	Arkansas	84-72	Won	(H)
Jan. 8	Mississippi State	88-40	Won	(H)
Jan. 12	#6/7 Tennessee	61-60	Won	(H)
Jan. 15	#24/rv South Carolina	66-58	Won	(A)
Jan. 19	#15/14 Georgia	69-64	Won	(A)
Jan. 22	Florida	57-52	Won	(H)
Jan. 26	Auburn	66-48	Won	(A)
Jan. 29	Alabama	82-68	Won	(H)
Feb. 2	Ole Miss	82-41	Won	(H)
Feb. 5	LSU	51-61	Lost	(A)
Feb. 13	#13/11 Tennessee	54-91	Lost	(A)
Feb. 16	Alabama	75-77	Lost	(A)
Feb. 20	RV/#24 Vanderbilt	70-61	Won	(H)
Feb. 23	South Carolina	53-50	Won	(H)
Feb. 26	Mississippi State	76-40	Won	(A)
March 2	Florida *	71-67	Won	(N)
March 3	LSU *	61-72	Lost	(N)
March 17	McNeese State **	68-62	Won	(N)
March 19	#10/10 Green Bay **	65-62	Won	(N)
March 25	RV/#24 Gonzaga ***	79-62	Won	(N)
March 27	#3/3 Connecticut ***	65-80	Lost	(N)

! - Game played in Rupp Arena  
\* - SEC Tournament, Nashville, Tenn. (Bridgestone Arena)  
\*\* - NCAA 1st & 2nd Rounds, Ames, Iowa (Hilton Coliseum)  
\*\*\* - NCAA Regional, Kingston, R.I. (Ryan Center)

## 2010-11

**Coach: Matthew Mitchell**

**Record: 25-9 (11-5 SEC)**

Nov. 12	Morehead State	82-48	Won	(H)
Nov. 14	Miami (Ohio)	84-71	Won	(A)
Nov. 21	#12/12 Notre Dame	81-76	Won	(H)
Nov. 26	Murray State *	91-59	Won	(N)
Nov. 27	Southern Miss *	79-60	Won	(A)

Dec. 5	Louisville	52-78	Lost	(A)
Dec. 7	Tennessee Tech	77-53	Won	(H)
Dec. 11	UT-Chattanooga	79-64	Won	(A)
Dec. 18	Alabama A&M	84-58	Won	(H)
Dec. 21	Arkansas Pine Bluff	107-35	Won	(H)
Dec. 29	Middle Tennessee	81-72	Won	(H)
Dec. 30	UT-Martin	68-47	Won	(H)
Jan. 4	#3/3 Duke	48-54	Lost	(A)
Jan. 6	#25/RV Arkansas	67-78	Lost	(A)
Jan. 9	Georgia	59-61	Lost	(H)
Jan. 13	South Carolina	66-48	Won	(H)
Jan. 16	Mississippi State	72-60	Won	(H)
Jan. 20	Florida	59-58	Won	(A)
Jan. 23	Vanderbilt	78-68	Won	(H)
Jan. 27	Ole Miss	74-68	Won	(A)
Jan. 30	Alabama	82-69	Won	(A)
Feb. 3	Auburn	69-38	Won	(H)
Feb. 7	#4/4 Tennessee	67-73	Lost	(H)
Feb. 10	South Carolina	61-66	Lost	(A)
Feb. 13	LSU	49-47	Won	(H)
Feb. 17	Georgia	51-69	Lost	(A)
Feb. 20	Vanderbilt	80-71	Won	(A)
Feb. 24	Arkansas	55-54	Won	(H)
Feb. 27	Auburn	76-62	Won	(A)
March 4	LSU **	60-58	Won	(N)
March 5	Vanderbilt **	69-56	Won	(N)
March 6	#4/4 Tennessee **	65-90	Lost	(N)
March 19	Hampton ***	66-62 (OT)	Won	(N)
March 21	#14/14 UNC ***	74-86	Lost	(N)

\* Lady Eagle Thanksgiving Classic (Hattiesburg, Miss.)  
(Reed Green Coliseum)  
\*\* SEC Tournament, Nashville, Tenn. (Bridgestone Arena)  
\*\*\* NCAA 1st & 2nd Rounds, Albuquerque, N.M.  
(The Pit/University Arena)

## 2009-10

**Coach: Matthew Mitchell**

**Record: 28-8 (11-5 SEC)**

Nov. 13	Boston	92-58	Won	(H)
Nov. 15	Butler	87-66	Won	(H)
Nov. 17	Morehead State	72-55	Won	(A)
Nov. 22	Chattanooga	65-55	Won	(H)
Nov. 25	UC-Santa Barbara	68-54	Won	(A)
Nov. 28	McNeese State	85-50	Won	(H)
Dec. 01	Miami (Ohio)	107-53	Won	(H)
Dec. 04	Cincinnati	68-57	Won	(A)
Dec. 13	Florida A&M	91-39	Won	(H)
Dec. 20	Louisville	101-67	Won	(H)
Dec. 22	UT-Martin	87-47	Won	(H)
Dec. 28	Middle Tennessee	51-57	Lost	(A)
Jan. 1	Mississippi Valley State	93-48	Won	(H)
Jan. 7	#8/8 Georgia	60-61 (OT)	Lost	(A)
Jan. 10	#17/16 Vanderbilt	63-53	Won	(H)
Jan. 14	South Carolina	71-79	Lost	(A)
Jan. 17	Alabama	88-63	Won	(H)
Jan. 21	Arkansas	69-52	Won	(H)
Jan. 24	Auburn	68-50	Won	(H)
Jan. 28	#18/19 LSU	71-62	Won	(A)
Jan. 31	Mississippi State	69-59	Won	(A)
Feb. 4	Ole Miss	80-66	Won	(H)
Feb. 7	Arkansas	71-57	Won	(A)
Feb. 11	#19/18 Georgia	64-48	Won	(H)
Feb. 14	#RV/No. 22 Vanderbilt	55-68	Lost	(A)
Feb. 18	Florida	77-51	Won	(H)
Feb. 21	South Carolina	71-50	Won	(H)



# ALL-TIME RESULTS

Feb. 25	#4/4 Tennessee	65-81	Lost	(A)
Feb. 28	Auburn	53-65	Lost	(A)
March 5	Auburn *	65-54	Won	(N)
March 6	Mississippi State *	76-65	Won	(N)
March 7	#4/4 Tennessee *	62-70	Lost	(N)
March 20	Liberty **	83-77	Won	(N)
March 22	#24/25 Michigan St. **	70-52	Won	(N)
March 28	#4/4 Nebraska ***	76-67	Won	(N)
March 30	#12/12 Oklahoma ***	68-88	Lost	(N)

\* SEC Tournament, Duluth Ga.

(The Arena at Gwinnett Center)

\*\* NCAA 1st & 2nd Rounds, Louisville, Ky.

(Freedom Hall)

\*\*\* NCAA Regionals, Kansas City, Mo. (Sprint Center)

## 2008-09

**Coach: Matthew Mitchell**

**Record: 16-16 (5-9 SEC)**

Nov. 15	Michigan	60-70	Lost	(H)
Nov. 17	Cincinnati	58-55	Won	(H)
Nov. 23	George Washington	67-48	Won	(H)
Nov. 28	Yale*	87-82	Won	(N)
Nov. 29	Long Island *	46-43	Won	(A)
Dec. 2	#23/25 Xavier	44-67	Lost	(A)
Dec. 4	Western Kentucky	57-66	Lost	(A)
Dec. 6	Furman	74-35	Won	(H)
Dec. 12	East Tennessee State	50-59	Lost	(H)
Dec. 14	#12/13 Louisville	59-75	Lost	(A)
Dec. 19	Alabama A&M	65-45	Won	(H)
Dec. 21	UC-Santa Barbara	69-58	Won	(H)
Dec. 30	IUPUI	82-60	Won	(H)
Jan. 1	North Carolina A&T	72-63	Won	(H)
Jan. 3	Miami (Ohio)	80-55	Won	(A)
Jan. 8	Tennessee	64-69	Lost	(A)
Jan. 11	Arkansas	72-63	Won	(H)
Jan. 15	Alabama	67-57	Won	(A)
Jan. 18	Mississippi State	45-52	Lost	(H)
Jan. 25	LSU	56-59	Lost	(H)
Jan. 29	#12/16 Florida	74-59	Lost	(A)
Feb. 1	Ole Miss	60-69	Lost	(A)
Feb. 5	South Carolina	61-47	Won	(H)
Feb. 8	#20/22 Vanderbilt	62-72	Lost	(H)
Feb. 12	#5/4 Auburn	69-81	Lost	(A)
Feb. 19	#13/19 Tennessee	66-56	Won	(H)
Feb. 22	LSU	56-57	Lost	(A)
Feb. 26	Georgia	57-61	Lost	(H)
March 1	South Carolina	70-53	Won	(A)
March 5	Georgia **	64-82	Lost	(N)
March 19	Chattanooga ***	81-76 (OT)	Won	(H)
March 22	Wisconsin ***	45-49	Lost	(A)

\* Courtyard LaGuardia Turkey Classic (Brooklyn, N.Y.)

- Wellness, Recreation and Athletic Center

\*\* SEC Tournament (North Little Rock, Ark.)

- Alltel Arena

\*\*\* WNIT Tournament (Campus Sites)

## 2007-08

**Coach: Matthew Mitchell**

**Record: 17-16 (8-6 SEC)**

Nov. 10	USC-Upstate	74-59	Won	(H)
Nov. 14	#14/12 George Wash.	65-75	Lost	(A)
Nov. 18	Florida Atlantic	61-53	Won	(H)
Nov. 23	Minnesota *	80-92	Lost	(N)
Nov. 24	#21/22 Texas *	60-72	Lost	(N)
Nov. 25	Lipscomb *	76-55	Won	(N)
Nov. 30	Western Kentucky !	74-78 (OT)	Lost	(H)

Dec. 4	William & Mary	75-44	Won	(H)
Dec. 8	Michigan	59-63	Lost	(A)
Dec. 20	Louisville !	65-80	Lost	(A)
Dec. 28	#23 Old Dominion	62-71	Lost	(H)
Dec. 30	South Alabama	66-56	Won	(A)
Jan. 1	Xavier	46-51	Lost	(H)
Jan. 7	Wofford	67-57	Won	(H)
Jan. 10	Florida	60-58	Won	(H)
Jan. 13	Mississippi State	64-60	Won	(A)
Jan. 17	#2 Tennessee	40-65	Lost	(A)
Jan. 20	#20/18 Auburn	62-55	Won	(H)
Jan. 24	South Carolina	66-62	Won	(A)
Jan. 27	#9 LSU !	46-72	Lost	(H)
Jan. 31	#17/14 Georgia	47-44	Won	(A)
Feb. 3	#2 Tennessee	51-79	Lost	(A)
Feb. 7	Ole Miss !	59-54	Won	(H)
Feb. 14	#25 Vanderbilt	49-66	Lost	(A)
Feb. 17	Alabama	64-44	Won	(H)
Feb. 21	#6 LSU	48-52	Lost	(A)
Feb. 24	Arkansas	59-56	Won	(A)
March 2	South Carolina !	57-65	Lost	(H)
March 7	#23/21 Georgia **	57-50	Won	(N)
March 8	#7/6 LSU **	49-66	Lost	(N)
March 21	Middle Tennessee ***	68-66 (OT)	Won	(H)
March 26	James Madison ***	84-76	Won	(H)
March 30	Marquette ***	64-69	Lost	(H)

\* Rainbow Wahine Classic (Honolulu, Hawaii)

- Stan Sheriff Center

\*\* SEC Tournament (Nashville, Tenn.)

- Sommet Center

\*\*\* WNIT Tournament (Lexington, Ky.) - Memorial Coliseum

! - Played in Rupp Arena

## MICKIE DEMOSS

**Overall Record at UK: 71-56 (2003-07)**

## 2006-07

**Coach: Mickie DeMoss**

**Record: 20-14 (6-8 SEC)**

Nov. 10	Washington State *	80-51	Won	(H)
Nov. 12	Indiana *	51-54	Lost	(H)
Nov. 18	Old Dominion	69-55	Won	(A)
Nov. 24	Delaware **	70-86	Lost	(N)
Nov. 25	Southern Illinois **	78-59	Won	(N)
Nov. 29	Detroit	79-44	Won	(H)
Dec. 3	#19 Louisville	75-83	Lost	(A)
Dec. 8	Alabama State	75-46	Won	(H)
Dec. 17	Arkansas-Pine Bluff !	83-46	Won	(H)
Dec. 19	Mississippi Valley State	84-37	Won	(H)
Dec. 21	Southern	70-44	Won	(H)
Dec. 29	Kent State ***	82-47	Won	(N)
Dec. 30	Memphis ***	86-51	Won	(N)
Jan. 2	Texas-Pan American	77-45	Won	(H)
Jan. 4	South Carolina	59-55	Won	(H)
Jan. 6	#7/8 Ohio State	51-53	Lost	(A)
Jan. 11	Alabama	63-62	Won	(A)
Jan. 14	Ole Miss	65-67 (OT)	Lost	(H)
Jan. 18	#8 LSU	58-76	Lost	(A)
Jan. 21	Auburn	68-65	Won	(A)
Jan. 25	Mississippi State !	75-83 (2OT)	Lost	(H)
Jan. 28	South Carolina	56-66	Lost	(A)
Feb. 1	#15 Vanderbilt	62-63	Lost	(H)
Feb. 4	Florida	84-74	Won	(H)
Feb. 8	Ole Miss	69-61	Won	(A)
Feb. 11	#3 Tennessee	62-84	Lost	(A)

Feb. 15	#11/12 Georgia !	72-82 (OT)	Lost	(H)
Feb. 18	Arkansas !	87-60	Won	(H)
Feb. 25	Florida	79-83	Lost	(A)
March 1	Arkansas ****	72-57	Won	(N)
March 2	#10/12 Georgia *****	40-72	Lost	(N)
March 15	Oakland *****	65-56	Won	(A)
March 19	Ball State *****	85-82	Won	(A)
March 22	Wisconsin *****	61-67	Lost	(A)

\* Women's Sports Foundation Tournament

(Lexington, Ky.) - Memorial Coliseum

\*\* Odwalla Classic (San Francisco, Calif.)

- War Memorial Gymnasium

\*\*\* Wells Fargo New Year's Classic

(San Antonio, Texas) - USTA Convocation Center

\*\*\*\* SEC Tournament (Duluth, Ga.) - Gwinnett Center

\*\*\*\*\* WNIT (Campus Sites)

! - Played in Rupp Arena

## 2005-06

**Coach: Mickie DeMoss**

**Record: 22-9 (9-5 SEC)**

Nov. 18	IUPUI	81-52	Won	(H)
Nov. 22	Stetson	84-38	Won	(H)
Nov. 25	Indiana State *	68-58	Won	(N)
Nov. 26	Hofstra *	67-54	Won	(N)
Dec. 1	Florida International	71-56	Won	(H)
Dec. 6	North Carolina A&T	71-40	Won	(H)
Dec. 8	Georgetown	63-47	Won	(H)
Dec. 10	Detroit	74-65	Won	(A)
Dec. 18	#3 LSU	36-66	Lost	(H)
Dec. 22	Tennessee State	105-45	Won	(H)
Dec. 28	Louisville !	55-64	Lost	(H)
Dec. 31	Wake Forest	77-82	Lost	(A)
Jan. 2	Bowling Green St.	66-62 (OT)	Won	(H)
Jan. 8	South Carolina	72-60	Won	(H)
Jan. 12	#RV/24 Florida	80-65	Won	(A)
Jan. 15	Georgia Tech **	66-62	Won	(A)
Jan. 19	Auburn !	57-71	Lost	(H)
Jan. 22	Ole Miss	81-75	Won	(A)
Jan. 26	#1/3 Tennessee !	66-63	Won	(H)
Feb. 2	#14 Georgia	57-91	Lost	(A)
Feb. 5	Florida	61-68	Lost	(H)
Feb. 9	South Carolina	75-71	Won	(A)
Feb. 12	Arkansas	79-50	Won	(A)
Feb. 16	Ole Miss	65-61	Won	(H)
Feb. 19	Mississippi State	51-46	Won	(A)
Feb. 23	#23/24 Vanderbilt	55-72	Lost	(A)
Feb. 26	Alabama !	80-60	Won	(H)
March 2	#23/RV Florida ***	88-70	Won	(N)
March 3	#3 LSU ***	52-79	Lost	(N)
March 18	Chattanooga ****	69-59	Won	(N)
March 20	#16/17 Michigan St. *****	63-67	Lost	( )

\* Pepperdine Tournament (Malibu, Calif.)

- Firestone Fieldhouse

\*\* Russell Athletic Shootout (Duluth, Ga.)

- Gwinnett Center

\*\*\* SEC Tournament (North Little Rock, Ark.)

- Alltel Arena

\*\*\*\*\* NCAA First and Second Rounds (Rosemont, Ill.) Allstate Arena

! - Played in Rupp Arena



# ALL-TIME RESULTS

## 2004-05

**Coach: Mickie DeMoss**

**Record: 18-16 (4-10 SEC)**

Nov. 19	Butler	82-44	Won	(H)
Nov. 21	Florida A&M	84-55	Won	(H)
Nov. 25	Oregon St. &	73-70	Won	(N)
Nov. 26	South Dakota St. &	55-57	Lost	(N)
Nov. 27	#17/18 Rutgers &	60-75	Lost	(N)
Dec. 1	Northwestern	70-63	Won	(A)
Dec. 5	Louisville	49-66	Lost	(A)
Dec. 10	Charleston So.	89-33	Won	(H)
Dec. 12	Marshall	73-55	Won	(A)
Dec. 18	UAB	90-60	Won	(H)
Dec. 21	Nicholls State !	106-51	Won	(H)
Dec. 28	Xavier	67-75	Lost	(A)
Dec. 30	Wake Forest !	66-61	Won	(H)
Jan. 2	St. Francis (Penn.)	85-73	Won	(H)
Jan. 4	Longwood	79-41	Won	(H)
Jan. 9	Alabama	63-69 (OT)	Lost	(A)
Jan. 13	#18 Georgia !	71-63	Won	(H)
Jan. 16	Ole Miss	70-63	Won	(H)
Jan. 20	Mississippi St.	59-72	Lost	(A)
Jan. 23	#7/9 Tennessee	49-67	Lost	(A)
Jan. 27	#23/21 Vanderbilt	67-73	Lost	(H)
Jan. 30	South Carolina	66-50	Won	(H)
Feb. 6	#18/19 Georgia	64-68	Lost	(A)
Feb. 10	Florida	59-70	Lost	(H)
Feb. 13	Auburn	50-65	Lost	(A)
Feb. 17	#1 LSU	58-81	Lost	(A)
Feb. 20	Mississippi State	55-71	Lost	(A)
Feb. 24	South Carolina	47-60	Lost	(A)
Feb. 27	Arkansas	73-67	Won	(H)
March 3	Auburn *	57-62	Lost	(N)
March 18	Eastern Michigan **	79-68	Won	(H)
March 20	Chattanooga **	91-54	Won	(H)
March 24	Xavier **	67-62	Won	(H)
March 28	West Virginia **	75-80 (2OT)	Lost	(H)

& Paradise Jam (St. Thomas, Virgin Islands)  
\* SEC Tournament (Greenville, S.C.) - BiLo Center  
\*\* WNIT (Lexington, Ky.) - Memorial Coliseum  
! - Played in Rupp Arena

## 2003-04

**Coach: Mickie DeMoss**

**Record: 11-17 (3-11 SEC)**

Nov. 21	IPFW	79-59	Won	(H)
Nov. 23	Northwestern	67-60	Won	(H)
Nov. 25	#13 North Carolina !	59-75	Lost	(H)
Nov. 28	Duquesne *	90-83	Won	(N)
Nov. 29	San Francisco *	59-67	Lost	(A)
Dec. 3	Louisville !	84-80 (OT)	Won	(H)
Dec. 10	Xavier	60-75	Lost	(H)
Dec. 13	Temple	82-86 (OT)	Lost	(A)
Dec. 20	Miami (Ohio)	64-58	Won	(A)
Dec. 22	Western Kentucky	76-63	Won	(A)
Dec. 30	Austin Peay	82-56	Won	(H)
Jan. 2	Cincinnati	52-60	Lost	(A)
Jan. 6	High Pt.	83-45	Won	(H)
Jan. 8	#22 Vanderbilt	57-65	Lost	(A)
Jan. 11	#12/9 Georgia	53-74	Lost	(H)
Jan. 18	#14 LSU	69-70	Lost	(H)
Jan. 22	Mississippi State	67-80	Lost	(A)
Jan. 25	South Carolina	75-61	Won	(A)
Jan. 29	#1 Tennessee	72-81	Lost	(H)
Feb. 1	Ole Miss	88-90 (2OT)	Lost	(A)
Feb. 5	#19/22 Auburn	54-71	Lost	(H)

Feb. 8	#24/RV Florida	56-76	Lost	(A)
Feb. 15	Mississippi State	41-54	Lost	(H)
Feb. 19	Arkansas	58-69	Lost	(A)
Feb. 22	Alabama	62-59	Won	(H)
Feb. 26	South Carolina	71-54	Won	(H)
Feb. 29	#19/15 Georgia	62-73	Lost	(A)
March 4	#19/RV Vanderbilt **	41-60	Lost	(N)

\* Odwalla Classic (San Francisco, Calif)  
- War Memorial Gym  
\*\* SEC Tournament (Nashville, Tenn.)  
- Gaylord Entertainment Center  
! - Played in Rupp Arena

## BERNADETTE MATTOX

**Overall Record: 91-135 (1995-2003)**

## 2002-03

**Coach: Bernadette Mattox**

**Record: 11-16 (4-10 SEC)**

**Captain: Rita Adams**

Nov. 25	Southern Illinois	79-53	Won	(H)
Nov. 29	Pacific *	77-61	Won	(N)
Nov. 30	Washington *	56-88	Lost	(A)
Dec. 4	Evansville	66-70	Lost	(A)
Dec. 7	Western Kentucky	83-88	Lost	(H)
Dec. 14	Hawaii **	59-70	Lost	(A)
Dec. 15	Long Island **	72-64	Won	(N)
Dec. 21	Miami (Ohio)	108-102 (OT)	Won	(H)
Dec. 23	Morris Brown	106-32	Won	(H)
Dec. 31	Cincinnati	69-67	Won	(H)
Jan. 2	Marshall !	75-42	Won	(H)
Jan. 5	Louisville	62-86	Lost	(A)
Jan. 12	Alabama	59-55	Won	(H)
Jan. 16	LSU	39-82	Lost	(A)
Jan. 19	Vanderbilt	50-84	Lost	(A)
Jan. 23	Ole Miss	83-66	Won	(H)
Jan. 26	Georgia	59-71	Lost	(A)
Feb. 2	South Carolina	46-49	Lost	(H)
Feb. 6	Auburn	56-63 (OT)	Lost	(A)
Feb. 9	Vanderbilt	63-85	Lost	(H)
Feb. 13	Arkansas	60-70	Lost	(H)
Feb. 16	Mississippi State	46-96	Lost	(A)
Feb. 20	Florida	49-47	Won	(H)
Feb. 23	Alabama	73-71 (2OT)	Won	(A)
Feb. 27	South Carolina	51-97	Lost	(A)
March 2	Tennessee	69-84	Lost	(H)
March 6	Auburn ***	62-68	Lost	(N)

\* Seattle Times Husky Classic (Seattle, Wash.) - Bank of America Arena  
\*\* Hawaii Invitational (Honolulu, Hawaii) - Stan Sheriff Center  
\*\*\* SEC Tournament (North Little Rock, Ark.) - Alltel Arena  
! - Played in Rupp Arena

## 2001-02

**Coach: Bernadette Mattox**

**Record: 9-20 (1-13 SEC)**

**Captains: LaTonya McDole and Niecee Patterson**

Nov. 17	Temple	64-55	Won	(H)
Nov. 23	Sam Houston State *	100-55	Won	(N)
Nov. 24	Memphis *	55-63	Lost	(A)
Nov. 28	North Carolina	64-102	Lost	(A)
Dec. 1	Miami (Fla.)	60-57	Won	(H)
Dec. 5	Miami (Ohio)	64-73	Lost	(A)
Dec. 8	Western Kentucky	79-84	Lost	(A)
Dec. 16	Virginia Commonwealth	66-61	Won	(A)
Dec. 19	Louisville	72-53	Won	(H)

Dec. 22	Evansville	72-78	Lost	(H)
Dec. 28	Southern Miss **	59-44	Won	(N)
Dec. 29	Lafayette **	83-60	Won	(N)
Jan. 3	Mississippi State	54-59	Lost	(H)
Jan. 6	Alabama	63-62	Won	(A)
Jan. 10	Vanderbilt	54-71	Lost	(A)
Jan. 13	Auburn	66-70	Lost	(H)
Jan. 17	Arkansas	64-76	Lost	(A)
Jan. 20	South Carolina	49-78	Lost	(A)
Jan. 24	LSU	59-75	Lost	(H)
Jan. 27	Alabama	58-61	Lost	(H)
Feb. 3	Georgia	50-76	Lost	(H)
Feb. 7	Ole Miss	66-76	Lost	(A)
Feb. 10	South Carolina	73-74	Lost	(H)
Feb. 14	Florida	59-81	Lost	(A)
Feb. 19	Cincinnati	57-73	Lost	(A)
Feb. 21	Vanderbilt	57-73	Lost	(H)
Feb. 24	Tennessee	64-89	Lost	(A)
Feb. 28	Mississippi State ***	75-72	Won	(N)
March 1	LSU ***	62-74	Lost	(N)

\* Lady Tiger Classic (Memphis, Tenn.) - Elma Roane Fieldhouse  
\*\* Blue Sky Restaurant Group Classic (Hanover, N.H.)  
- Edward Leede Arena  
\*\*\* SEC Tournament (Nashville, Tenn.) - Gaylord Entertainment Center

## European Tour May 2001 • 5-0

W, 87-56 vs. Nice University Club (Nice, France) - May 9  
W, 85-69 vs. Lyon A.L.G.M (Lyon, France) - May 10  
W, 59-44 vs. Sion Helios BBC (Montreaux, Switzerland) - May 12  
W, 87-50 vs. Fribourg BBC (Fribourg, Switzerland) - May 13  
W, 78-59 vs. Sceaux (Paris, France) - May 15

## 2000-01

**Coach: Bernadette Mattox**

**Record: 6-21 (2-12 SEC)**

**Captain: LaTonya McDole**

Nov. 21	Miami (Ohio)	77-71	Won	(H)
Nov. 25	Missouri *	51-86	Lost	(N)
Nov. 26	Houston *	77-78	Lost	(N)
Nov. 29	IUPUI	76-75	Won	(H)
Dec. 1	Purdue	67-87	Lost	(H)
Dec. 6	Xavier	62-80	Lost	(A)
Dec. 9	Louisville	57-63	Lost	(A)
Dec. 17	Fla. International **	60-58	Won	(A)
Dec. 19	Miami (Fla.)	59-74	Lost	(A)
Dec. 22	Cincinnati ***	38-57	Lost	(N)
Dec. 30	Florida Atlantic	112-71	Won	(H)
Jan. 4	Auburn	40-73	Lost	(A)
Jan. 7	Florida	48-85	Lost	(H)
Jan. 11	Vanderbilt	61-91	Lost	(H)
Jan. 14	Arkansas	50-69	Lost	(A)
Jan. 18	LSU	64-87	Lost	(A)
Jan. 21	Tennessee	38-110	Lost	(H)
Jan. 25	Alabama	71-64	Won	(H)
Jan. 27	Tennessee	39-83	Lost	(A)
Jan. 31	Va. Commonwealth	57-67	Lost	(H)
Feb. 4	Arkansas	78-84	Lost	(H)
Feb. 11	South Carolina	62-70	Lost	(A)
Feb. 15	Georgia	58-91	Lost	(A)
Feb. 18	South Carolina	61-59	Won	(H)
Feb. 22	Ole Miss	54-75	Lost	(H)
Feb. 25	Mississippi State	66-74	Lost	(A)
March 1	LSU ****	57-72	Lost	(N)

\* Pepperdine Classic (Malibu, Calif.) - Firestone Fieldhouse



# ALL-TIME RESULTS

\*\* Baptist Health Systems Women's Fab Four Classic (Miami, Fla.) - Golden Panther Arena  
 \*\*\* Louisville, Ky. (double-header with UK Men vs. Indiana)  
 \*\*\*\* SEC Tournament (Memphis, Tenn.) - The Pyramid

## 1999-2000

**Coach: Bernadette Mattox**

**Record: 15-14 (5-9 SEC)**

**Captains: Tiffany Wait and Erica Jackson**

Nov. 19	Austin Peay	88-52	Won	(A)
Nov. 22	Miami (Ohio)	77-39	Won	(A)
Nov. 24	Connecticut *	62-68	Lost	(A)
Nov. 26	Clemson *	65-70	Lost	(N)
Dec. 1	Western Kentucky	75-48	Won	(H)
Dec. 6	New Mexico	62-52	Won	(A)
Dec. 11	Liberty	69-57	Won	(A)
Dec. 18	Purdue **	40-48	Lost	(N)
Dec. 22	Cincinnati	68-62	Won	(A)
Dec. 28	Tennessee-Martin	93-55	Won	(H)
Dec. 31	Xavier	67-68	Lost	(H)
Jan. 3	Winthrop	94-39	Won	(H)
Jan. 6	Auburn	71-69	Won	(H)
Jan. 10	Florida	72-58	Won	(A)
Jan. 13	Vanderbilt	55-60 (OT)	Lost	(A)
Jan. 16	Arkansas	68-60	Won	(H)
Jan. 20	LSU	59-66	Lost	(H)
Jan. 23	Tennessee	65-71	Lost	(H)
Jan. 27	Alabama	67-68	Lost	(A)
Jan. 30	Tennessee	48-77	Lost	(A)
Feb. 6	Arkansas	70-83	Lost	(A)
Feb. 13	South Carolina	73-71	Won	(H)
Feb. 17	Georgia	69-73	Lost	(H)
Feb. 20	South Carolina	51-64	Lost	(A)
Feb. 22	Louisville	75-65	Won	(H)
Feb. 24	Ole Miss	59-57	Won	(A)
Feb. 27	Mississippi State	46-63	Lost	(H)
March 2	Alabama ***	67-63	Won	(N)
March 3	Georgia ***	45-63	Lost	(N)

\* Coaches vs. Cancer Challenge (Hartford, Conn.) - Hartford Civic Center

\*\* Boilermaker Blockbuster (Indianapolis, Ind.) - Consecro Fieldhouse

\*\*\* SEC Tournament (Chattanooga, Tenn.) - UTC Arena

## 1998-99

**Coach: Bernadette Mattox**

**Record: 21-11 (7-7 SEC)**

**Captains: Tiffany Wait and Jaye Barnes**

Nov. 15	Austin Peay	88-71	Won	(H)
Nov. 19	Ohio State	92-84 (OT)	Won	(A)
Nov. 22	Tennessee-Martin	90-60	Won	(A)
Nov. 27	Louisville *	73-62	Won	(N)
Nov. 28	Hawaii *	66-57	Won	(A)
Nov. 29	UCLA *	54-64	Lost	(N)
Dec. 6	Auburn	68-62	Won	(A)
Dec. 9	Miami (Ohio)	76-56	Won	(H)
Dec. 12	Liberty	76-80	Lost	(H)
Dec. 19	Eastern Illinois **	90-71	Won	(N)
Dec. 20	Wichita State **	58-51	Won	(A)
Dec. 28	Cincinnati	70-59	Won	(H)
Jan. 3	Florida	63-77	Lost	(H)
Jan. 7	Vanderbilt	70-69	Won	(H)
Jan. 10	Ole Miss	57-60	Lost	(A)
Jan. 14	LSU	59-67	Lost	(A)
Jan. 17	Tennessee	60-98	Lost	(A)
Jan. 20	Louisville	69-56	Won	(A)

Jan. 24	Alabama	76-72	Won	(H)
Jan. 28	Florida	80-70	Won	(A)
Jan. 31	Arkansas	69-74 (OT)	Lost	(A)
Feb. 4	Auburn	67-68	Lost	(H)
Feb. 7	Georgia	80-76	Won	(H)
Feb. 11	South Carolina	78-76	Won	(A)
Feb. 14	Mississippi State	78-83	Lost	(A)
Feb. 16	Eastern Kentucky	87-47	Won	(A)
Feb. 21	South Carolina	93-65	Won	(H)
Feb. 25	Ole Miss ***	75-59	Won	(N)
Feb. 26	LSU ***	81-71	Won	(N)
Feb. 27	Georgia ***	62-68	Lost	(N)
March 13	Nebraska ****	98-92	Won	(N)
March 15	UCLA ****	63-87	Lost	(N)

\* Rainbow Wahine Classic (Honolulu, Hawaii)

\*\* Wichita State Shocker Shootout (Wichita, Kan.)

\*\*\* SEC Tournament (Chattanooga, Tenn.)

\*\*\*\* NCAA Tournament (Los Angeles, Calif.)

## 1997-98

**Coach: Bernadette Mattox**

**Record: 13-15 (5-9 SEC)**

**Captains: Jaye Barnes, Tiffany Wait and Natalie Martinez**

Nov. 18	Indiana	71-84	Lost	(A)
Nov. 21	Southwest Missouri	54-74	Lost	(A)
Nov. 25	Michigan State	57-71	Lost	(A)
Nov. 28	Illinois Chicago *	60-46	Won	(N)
Nov. 29	Nebraska *	59-68	Lost	(A)
Dec. 3	Ohio State	68-51	Won	(H)
Dec. 6	Dayton	73-69	Won	(H)
Dec. 8	Western Kentucky	66-64 (OT)	Won	(A)
Dec. 14	Auburn	68-67	Won	(H)
Dec. 20	Miami (Ohio)	71-64	Won	(A)
Dec. 28	UMass **	57-51	Won	(N)
Dec. 29	Northeastern **	76-39	Won	(N)
Jan. 4	Florida	58-100	Lost	(A)
Jan. 7	Vanderbilt	54-64	Lost	(A)
Jan. 10	Ole Miss	49-76	Lost	(H)
Jan. 14	LSU (Cincinnati)	74-71 (OT)	Won	(H)
Jan. 18	Tennessee	65-93	Lost	(H)
Jan. 21	Louisville \$	62-80	Lost	(H)
Jan. 24	Alabama	56-62	Lost	(A)
Jan. 28	Florida	63-70	Lost	(H)
Jan. 31	Arkansas	79-63	Lost	(H)
Feb. 4	Auburn	53-48	Won	(A)
Feb. 8	South Carolina	87-73	Won	(H)
Feb. 11	Georgia	46-87	Lost	(A)
Feb. 15	Mississippi State	71-62	Won	(H)
Feb. 17	Eastern Kentucky	76-60	Won	(H)
Feb. 21	South Carolina	65-67	Lost	(A)
Feb. 26	Mississippi State ***	48-67	Lost	(N)

\* Nebraska CableVision Classic (Lincoln, Neb.)

\*\* Citizen's Bank Dartmouth Classic (Hanover, N.H.)

\*\*\* SEC Tournament (Columbus, Ga.)

\$ - Played in Louisville - Freedom Hall (Double-header w/ UK men's team)

## 1996-97

**Coach: Bernadette Mattox**

**Record: 8-19 (2-10 SEC)**

Nov. 22	Michigan *	54-68	Lost	(N)
Nov. 23	Western Michigan *	61-44	Won	(A)
Nov. 27	Michigan State	50-76	Lost	(H)
Nov. 30	Dayton	53-55	Lost	(A)
Dec. 4	Ohio State	66-84	Lost	(A)
Dec. 7	Toledo	54-80	Lost	(A)

Dec. 13	Miami (Ohio)	71-63	Won	(H)
Dec. 15	Indiana	62-74	Lost	(H)
Dec. 22	Southwest Missouri	64-58	Won	(H)
Dec. 29	Alaska-Anchorage **	76-41	Won	(N)
Dec. 30	Villanova **	63-54	Won	(A)
Jan. 2	Ole Miss	52-83	Lost	(A)
Jan. 5	LSU	63-73	Lost	(A)
Jan. 8	Vanderbilt	54-65	Lost	(H)
Jan. 12	Tennessee	61-84	Lost	(A)
Jan. 14	Western Kentucky	79-73	Won	(H)
Jan. 22	Alabama #	62-78	Lost	(N)
Jan. 25	Arkansas	55-88	Lost	(A)
Jan. 29	South Carolina	59-68	Lost	(A)
Feb. 2	Auburn	59-60	Lost	(H)
Feb. 5	Eastern Kentucky	62-67	Lost	(A)
Feb. 8	Georgia	62-80	Lost	(H)
Feb. 13	Florida	53-77	Lost	(H)
Feb. 16	Mississippi State	74-57	Won	(A)
Feb. 18	Louisville	52-64	Lost	(A)
Feb. 22	South Carolina	76-52	Won	(H)
Feb. 28	Arkansas ***	60-71	Lost	(N)

\* Western Michigan Tournament (Kalamazzo, Mich)

\*\* Villanova Wildcat Classic (Villanova, Penn.)

\*\*\* SEC Tournament (Chattanooga, Tenn.)

# Played in Cincinnati, Ohio - Riverfront Coliseum

## 1995-96

**Coach: Bernadette Mattox**

**Record: 8-19 (2-9 SEC)**

**Captains: Christina Jansen and Julie Swarens-Beickman**

Nov. 24	UNC-Asheville *	98-76	Won	(H)
Nov. 25	Toledo *	88-76	Won	(H)
Nov. 29	Ohio State	67-77	Lost	(H)
Dec. 1	Loyola (Md.) **	67-54	Won	(N)
Dec. 2	Northwestern **	42-78	Lost	(A)
Dec. 5	Western Kentucky	61-81	Lost	(A)
Dec. 8	Indiana #	64-71	Lost	(N)
Dec. 16	Florida ##	46-69	Lost	(N)
Dec. 21	Syracuse ###	83-63	Won	(N)
Dec. 23	Miami (Ohio)	62-71	Lost	(A)
Dec. 29	Duke ***	54-73	Lost	(N)
Dec. 30	N.C. State ***	62-66	Lost	(N)
Jan. 3	Ole Miss	60-68	Lost	(H)
Jan. 7	LSU	52-62	Lost	(H)
Jan. 11	Vanderbilt	53-58	Lost	(A)
Jan. 14	Tennessee	45-60	Lost	(H)
Jan. 20	Alabama	51-66	Lost	(A)
Jan. 24	South Carolina	53-66	Lost	(H)
Jan. 28	Arkansas	69-65	Won	(H)
Feb. 7	Marshall	66-72	Lost	(A)
Feb. 10	Auburn	46-88	Lost	(A)
Feb. 13	Georgia	55-75	Lost	(A)
Feb. 17	Mississippi State	78-60	Won	(H)
Feb. 19	Louisville	74-66	Won	(H)
Feb. 24	South Carolina	65-76	Lost	(A)
Feb. 27	Eastern Kentucky	68-62	Won	(H)
March 1	Auburn ****	43-58	Lost	(N)

\* UK Invitational Tournament (Lexington, Ky.)

\*\* Northwestern Inv. Tournament (Evanston, Ill.)

\*\*\* Big Four Classic (Greensboro, N.C.)

\*\*\*\* SEC Tournament (Chattanooga, Tenn.)

# Played in Lafayette, Ind. - Mackey Arena

## Played in Orlando, Fla. - Orlando Arena

### Played in Cincinnati, Ohio - Riverfront Coliseum



## ALL-TIME RESULTS

### SHARON FANNING

Overall Record: 134-97 (1987-95)

#### 1994-95

Coch: Sharon Fanning

Record: 14-14 (4-7 SEC)

Captains: Stacey Reed, Karri Koach and Stephanie Baker

Nov. 25	UMass *	73-55	Won	(H)
Nov. 26	St. John's *	67-54	Won	(H)
Dec. 1	Detroit	71-48	Won	(H)
Dec. 4	Ohio State	59-75	Lost	(A)
Dec. 7	Indiana	60-65	Lost	(A)
Dec. 11	Western Kentucky	48-64	Lost	(H)
Dec. 17	Ole Miss	58-66	Lost	(A)
Dec. 19	Memphis	71-81	Lost	(A)
Dec. 28	UCLA	65-74	Lost	(A)
Dec. 31	Cal St.-Northridge	74-52	Won	(A)
Jan. 4	Florida †	63-55	Won	(H)
Jan. 7	South Carolina	85-67	Won	(H)
Jan. 11	Louisville	76-77 (OT)	Lost	(A)
Jan. 15	Mississippi State	65-53	Won	(A)
Jan. 17	Cincinnati	52-49	Won	(A)
Jan. 22	Georgia	57-68	Lost	(H)
Jan. 26	Vanderbilt	53-82	Lost	(H)
Jan. 29	Auburn	62-73	Lost	(H)
Feb. 1	UNC-Asheville	70-55	Won	(A)
Feb. 4	Arkansas	56-62	Lost	(A)
Feb. 8	Marshall	91-58	Won	(H)
Feb. 11	Alabama	62-68	Lost	(H)
Feb. 15	Morehead State	78-49	Won	(H)
Feb. 19	Tennessee	41-67	Lost	(A)
Feb. 22	Eastern Kentucky	80-67	Won	(H)
Feb. 25	LSU	63-49	Won	(A)
March 3	Auburn **	75-51	Won	(N)
March 4	Tennessee **	62-74	Lost	(N)

\* Lady Kat Invitational (Lexington, Ky.)

\*\* SEC Tournament (Chattanooga, Tenn.)

† - Played in Rupp Arena

#### 1993-94

Coch: Sharon Fanning

Record: 17-11 (5-6 SEC)

Captains: Tedra Eberhart, Jennifer Gray, Kayla Campbell and Christe Jordan

Nov. 26	Marist *	96-65	Won	(H)
Nov. 27	Georgetown *	87-82	Won	(H)
Dec. 1	Detroit	82-76	Won	(A)
Dec. 4	Memphis State	91-63	Won	(H)
Dec. 7	Indiana	74-86	Lost	(H)
Dec. 10	Western Kentucky	77-82 (OT)	Lost	(A)
Dec. 18	Ole Miss	47-51	Lost	(H)
Dec. 21	Ohio State	81-94	Lost	(H)
Dec. 29	Central Florida **	87-45	Won	(A)
Dec. 30	Florida State **	58-55	Won	(N)
Dec. 31	North Carolina **	75-80 (OT)	Lost	(N)
Jan. 4	Florida	64-81	Lost	(A)
Jan. 8	South Carolina	82-63	Won	(A)
Jan. 12	Vanderbilt	56-83	Lost	(A)
Jan. 16	Mississippi State	81-79	Won	(H)
Jan. 19	Louisville	95-62	Won	(H)
Jan. 23	Georgia	71-70	Won	(A)
Jan. 29	Auburn	61-75	Lost	(A)
Feb. 1	Eastern Kentucky	99-75	Won	(H)
Feb. 5	Arkansas	81-60	Won	(H)
Feb. 8	Cincinnati	86-56	Won	(H)
Feb.13	Alabama	82-96	Lost	(A)

Feb. 16	Marshall	66-43	Won	(A)
Feb. 18	Tennessee	89-95 (OT)	Lost	(H)
Feb. 23	Murray State	74-67	Won	(A)
Feb. 26	LSU	89-71	Won	(H)
March 4	South Carolina ***	83-80	Won	(N)
March 5	Vanderbilt ***	67-72	Lost	(N)

\* Lady Kat Invitational (Lexington, Ky.)

\*\* Central Florida Holiday Classic (Orlando, Fla.)

\*\*\* SEC Tournament (Chattanooga, Tenn.)

#### 1992-93

Coch: Sharon Fanning

Record: 18-10 (5-6 SEC)

Captains: Cathy Proctor, Mia Daniel and Jocelyn Mills

Dec. 1	Marshall	79-44	Won	(H)
Dec. 4	Murray State *	89-55	Won	(H)
Dec. 5	Connecticut *	75-54	Won	(H)
Dec. 9	South Carolina	76-55	Won	(H)
Dec. 11	UNC-Charlotte **	54-57	Lost	(N)
Dec. 12	West Virginia **	73-63	Won	(N)
Dec. 19	Oklahoma State ***	57-61	Lost	(N)
Dec. 20	Chicago State ****	95-33	Won	(N)
Dec. 28	Bradley	78-49	Won	(A)
Dec. 31	Kansas	71-61	Won	(H)
Jan. 4	Mississippi State	73-53	Won	(A)
Jan. 6	Louisville	58-53	Won	(A)
Jan. 10	Georgia	69-60	Won	(H)
Jan. 13	Morehead State	66-38	Won	(H)
Jan. 16	Auburn	49-52	Lost	(H)
Jan. 19	Western Kentucky	62-60	Won	(H)
Jan. 23	Arkansas	43-45	Lost	(A)
Jan. 26	Butler	83-76	Won	(A)
Jan. 31	Alabama	77-73	Won	(H)
Feb. 6	Tennessee	61-85	Lost	(A)
Feb. 10	Cincinnati	69-72	Lost	(A)
Feb. 13	LSU	72-65	Won	(A)
Feb. 18	Eastern Kentucky	74-56	Won	(H)
Feb. 20	Ole Miss	65-77	Lost	(A)
Feb. 23	Vanderbilt	52-65	Lost	(H)
Feb. 28	Florida	69-72	Lost	(H)
March 5	Mississippi State ****	84-73	Won	(N)
March 6	Vanderbilt ****	61-68	Lost	(N)

\* Lady Kat Invitational (Lexington, Ky.)

\*\* Iowa Amana Hawkeye Classic (Iowa City, Iowa)

\*\*\* Wichita State Pizza Hut Classic (Wichita, Kan.)

\*\*\*\* SEC Tournament (Chattanooga, Tenn.)

#### Finland & Estonia Tour

May 1992 • 5-0

W, 76-56 vs. Tapiolan Urheiluhall (Finland)

W, 73-49 vs. Finnish Junior National Team

W, 71-66 vs. Estonia

W, 82-80 vs. Meelis Estonian

W, 77-53 vs. Espoo (Finland)

#### 1991-92

Coch: Sharon Fanning

Record: 16-14 (5-6 SEC)

Captains: Kristi Cushenberry, Rebekah Reasor and Stacy McIntyre

Nov. 23	Iowa	68-74	Lost	(H)
Nov. 26	Miami (Ohio)	90-60	Won	(H)
Nov. 29	Wichita State *	79-58	Won	(H)
Nov. 30	Houston *	70-76	Lost	(H)
Dec. 3	South Carolina	75-63	Won	(A)
Dec. 6	St. John's **	83-77	Won	(N)

Dec. 7	Kansas **	51-62	Lost	(A)
Dec. 11	Western Kentucky	67-66	Won	(A)
Dec. 14	George Washington	62-71	Lost	(A)
Dec. 28	Holy Cross ***	87-69	Won	(N)
Dec. 29	St. John's ***	64-73	Lost	(N)
Dec. 31	Connecticut	53-81	Lost	(A)
Jan. 4	Mississippi State	75-52	Won	(H)
Jan. 7	Ohio State	94-101	Lost	(A)
Jan. 11	Georgia	65-83	Lost	(A)
Jan. 14	Cincinnati	82-72	Won	(H)
Jan. 19	Auburn	51-47	Won	(A)
Jan. 24	Arkansas	75-74 (OT)	Won	(H)
Jan. 28	Butler	97-75	Won	(H)
Feb. 1	Alabama	72-78	Lost	(A)
Feb. 5	Morehead State	79-58	Won	(H)
Feb. 8	Tennessee	52-77	Lost	(H)
Feb. 12	Vanderbilt	67-93	Lost	(A)
Feb. 16	LSU	71-55	Won	(H)
Feb. 19	Louisville	81-71	Won	(H)
Feb. 23	Ole Miss	69-82	Lost	(H)
Feb. 29	Florida	73-77	Lost	(A)
March 6	Arkansas ****	79-63	Won	(N)
March 7	Alabama ****	95-87	Won	(N)
March 8	Tennessee ****	80-94	Lost	(N)

\* Lady Kat Invitational Tournament (Lexington, Ky.)

\*\* Kansas Dial Classic (Lawrence, Kan.)

\*\*\* St. John's Cahill Invitational (Jamaica, N.Y.)

\*\*\*\* SEC Tournament (Albany, Ga.)

#### 1990-91

Coch: Sharon Fanning

Record: 20-9 (4-5 SEC)

Captains: Tracye Davis, Kristi Cushenberry and Stacy McIntyre

Nov. 23	Kent State *	114-83	Won	(H)
Nov. 24	Duquesne *	101-56	Won	(H)
Nov. 26	Northern Kentucky	97-79	Won	(H)
Nov. 28	Ohio State	107-73	Won	(H)
Dec. 2	Indiana	64-80	Lost	(A)
Dec. 5	Miami (Ohio)	72-68	Won	(H)
Dec. 7	Bradley	103-75	Won	(H)
Dec. 15	Dayton †	95-68	Won	(H)
Dec. 17	Eastern Illinois	82-48	Won	(H)
Dec. 19	Marquette	86-60	Won	(A)
Dec. 29	Northeast Louisiana **	73-66	Won	(N)
Dec. 30	Indiana **	78-71	Won	(N)
Jan. 2	Pepperdine	73-64	Won	(A)
Jan. 6	LSU	74-78	Lost	(A)
Jan. 12	Tennessee	70-80	Lost	(A)
Jan. 17	Louisville	63-70	Lost	(A)
Jan. 20	Vanderbilt	80-63	Won	(H)
Jan. 27	Alabama	65-72	Lost	(H)
Jan. 30	Auburn	69-72	Lost	(H)
Feb. 1	Alabama-Birmingham	84-55	Won	(H)
Feb. 3	Georgia	71-87	Lost	(H)
Feb. 6	Morehead State	83-67	Won	(A)
Feb. 9	Mississippi State	75-64	Won	(A)
Feb. 13	Cincinnati	82-50	Won	(A)
Feb. 16	Ole Miss	87-81	Won	(A)
Feb. 21	Eastern Kentucky	79-71	Won	(A)
Feb. 23	Florida	67-65	Won	(H)
March 2	LSU ***	76-96	Lost	(N)
March 13	James Madison ****	62-70	Lost	(N)

\* Lady Kat Invitational Tournament (Lexington, Ky.)

\*\* Nevada-Reno New Year's Classic (Reno, Nevada)

\*\*\* SEC Tournament (Albany, Ga.)





# ALL-TIME RESULTS

\*\*\*\* NCAA Tournament First Round  
(East Region - Harrisonburg, Va.)

! - Played in Rupp Arena

## 1989-90

**Coach: Sharon Fanning**

**Record: 23-8 (3-6 SEC)**

**Captain: Vanessa Foster-Sutton**

**Co-Captains: Malinka Salhi, Lisa Ellis and Kris Miller**

Nov. 24	Kentucky State *	121-44	Won	(H)
Nov. 25	Missouri *	102-84	Won	(H)
Nov. 28	Ohio State	86-89 (3OT)	Lost	(A)
Nov. 30	Miami (Ohio)	61-56	Won	(A)
Dec. 2	Marquette	96-68	Won	(H)
Dec. 4	Indiana !	76-48	Won	(H)
Dec. 8	Michigan State **	89-72	Won	(A)
Dec. 9	Miami (Fla.) **	80-71	Won	(N)
Dec. 17	Central Florida	102-58	Won	(A)
Dec. 20	Stetson	93-58	Won	(A)
Dec. 30	Dayton	88-58	Won	(A)
Jan. 3	Cincinnati	79-45	Won	(H)
Jan. 7	Vanderbilt	70-79	Lost	(A)
Jan. 11	LSU	79-80 (OT)	Lost	(H)
Jan. 15	Mississippi State	86-61	Won	(H)
Jan. 17	Southern Utah	98-39	Won	(H)
Jan. 22	Tennessee	60-76	Lost	(H)
Jan. 27	Ole Miss !	64-71	Lost	(H)
Jan. 31	Eastern Kentucky	80-59	Won	(H)
Feb. 3	Georgia	75-78	Lost	(A)
Feb. 5	Alabama-Birmingham	81-71	Won	(A)
Feb. 10	Florida	84-70	Won	(A)
Feb. 15	Louisville	83-68	Won	(H)
Feb. 17	Alabama	74-58	Won	(A)
Feb. 20	Morehead State	106-71	Won	(H)
Feb. 24	Auburn	60-68	Lost	(A)
Feb. 27	Middle Tennessee	72-56	Won	(H)
March 2	Florida***	54-70	Lost	(N)
March 22	Maine****	76-66	Won	(N)
March 23	Miami (Fla.) ****	80-68	Won	(N)
March 24	Toledo ****	85-76	Won	(N)

\* Lady Kat Invitational Tournament (Lexington, Ky.)

\*\* Michigan State Holiday Classic (East Lansing, Mich.)

\*\*\* SEC Tournament (Albany, Ga.)

\*\*\*\* NWIT (Amarillo, Texas)

! - Played in Rupp Arena

## 1988-89

**Coach: Sharon Fanning**

**Record: 12-16 (3-6 SEC)**

**Captains: Jodie Whitaker and Pam Shrum**

Nov. 25	American University *	84-46	Won	(H)
Nov. 26	Radford *	89-83	Won	(H)
Nov. 29	Ohio State	80-82	Lost	(H)
Dec. 3	Ohio	77-80	Lost	(A)
Dec. 6	Dayton	72-59	Won	(H)
Dec. 10	Indiana	71-83	Lost	(A)
Dec. 18	Illinois	71-84	Lost	(A)
Dec. 20	Cincinnati	58-61	Lost	(A)
Dec. 30	Austin Peay	95-57	Won	(H)
Jan. 3	Morehead State	70-74	Lost	(A)
Jan. 6	Vanderbilt	74-68	Won	(H)
Jan. 8	Middle Tennessee	68-66	Won	(A)
Jan. 11	Eastern Kentucky	83-77 (OT)	Won	(A)
Jan. 13	Marshall	72-61	Won	(H)
Jan. 16	Kentucky State	92-53	Won	(H)
Jan. 18	Louisville	77-73	Won	(A)

Jan. 21	Tennessee	57-101	Lost	(A)
Jan. 24	Western Kentucky	75-79	Lost	(H)
Jan. 28	Ole Miss	52-70	Lost	(A)
Jan. 31	Mississippi State	54-64	Lost	(A)
Feb. 4	Georgia	70-92	Lost	(H)
Feb. 7	Tennessee Tech	68-88	Lost	(A)
Feb. 11	Florida	97-90	Won	(H)
Feb. 14	LSU	72-86	Lost	(A)
Feb. 17	Alabama	89-75	Won	(H)
Feb. 19	Virginia Tech	66-75	Lost	(A)
Feb. 25	Auburn	70-89	Lost	(H)
March 3	Florida **	64-67	Lost	(N)

\* Lady Kat Invitational Tournament (Lexington, Ky.)

\*\* SEC Tournament (Albany, Ga.)

## 1987-88

**Coach: Sharon Fanning**

**Record: 14-15 (0-9 SEC)**

**Captains: Belitta Croley, Monique Tarantini and Michele Pennie**

Nov. 27	Louisville *	98-77	Won	(H)
Nov. 28	East Carolina *	93-75	Won	(H)
Dec. 1	Eastern Kentucky	96-79	Won	(H)
Dec. 7	Tennessee Tech	78-69	Won	(H)
Dec. 9	Indiana	75-68	Won	(H)
Dec. 11	Western Kentucky	56-80	Lost	(A)
Dec. 20	Morehead State	101-83	Won	(H)
Dec. 28	Ohio	98-85	Won	(H)
Dec. 30	Cincinnati	67-60	Won	(H)
Jan. 4	Louisiana Tech	63-95	Lost	(A)
Jan. 7	Mississippi State	61-68	Lost	(H)
Jan. 10	Marshall	57-58	Lost	(A)
Jan. 13	Alabama	54-74	Lost	(A)
Jan. 16	Illinois State	78-84	Lost	(A)
Jan. 18	Belmont College	79-75	Won	(H)
Jan. 23	Florida	64-68	Lost	(A)
Jan. 28	Vanderbilt	68-83	Lost	(A)
Jan. 30	Tennessee State	88-70	Won	(A)
Feb. 2	Ole Miss	67-75	Lost	(H)
Feb. 5	Alabama-Birmingham	76-69	Won	(H)
Feb. 7	Georgia	70-86	Lost	(A)
Feb. 10	Dayton	58-68	Lost	(A)
Feb. 14	Auburn	57-93	Lost	(A)
Feb. 18	Tennessee	75-99	Lost	(H)
Feb. 23	LSU	74-88	Lost	(H)
Feb. 25	Middle Tennessee	76-68	Won	(H)
Feb. 29	Virginia Tech	80-79	Won	(H)
March 4	Vanderbilt**	75-67	Won	(N)
March 5	Tennessee**	66-100	Lost	(N)

\* Lady Kat Invitational (Lexington, Ky.)

\*\* SEC Tournament (Albany, Ga.)

## TERRY HALL

**Overall Record: 138-66 (1980-87)**

## 1986-87

**Coach: Terry Hall**

**Record: 17-11 (3-6 SEC)**

**Captains: Sandy Harding, Debbie Miller and Melanie Warren**

Nov. 28	Bowling Green State *	74-62	Won	(H)
Nov. 29	Illinois State *	78-70	Won	(H)
Dec. 3	Indiana	63-61	Won	(A)
Dec. 6	Miami (Fla.)	71-55	Won	(A)
Dec. 9	Eastern Kentucky	88-56	Won	(A)
Dec. 12	Ohio State	71-76	Lost	(H)
Dec. 14	Illinois	76-78	Lost	(H)

Dec. 20	Middle Tennessee State	79-68	Won	(A)
Dec. 29	Howard **	65-62	Won	(N)
Dec. 30	Duke **	63-68	Lost	(N)
Jan. 3	Louisiana Tech	63-64	Lost	(H)
Jan. 7	Morehead State	73-57	Won	(A)
Jan. 11	Tennessee	64-76	Lost	(A)
Jan. 15	Tennessee State	91-65	Won	(H)
Jan. 17	LSU	73-83	Lost	(A)
Jan. 21	Vanderbilt	74-71	Won	(H)
Jan. 23	Old Dominion	85-70	Won	(H)
Jan. 28	Ole Miss	64-72	Lost	(A)
Jan. 30	Mississippi State	61-81	Lost	(A)
Feb. 3	Auburn	53-72	Lost	(H)
Feb. 7	Alabama	89-80	Won	(H)
Feb. 14	Florida	83-76	Won	(H)
Feb. 18	Cincinnati	86-56	Won	(A)
Feb. 21	Louisville	70-48	Won	(A)
Feb. 24	Dayton	73-57	Won	(H)
Feb. 27	Georgia	64-73	Lost	(H)
March 4	Florida ***	75-53	Won	(N)
March 5	Georgia ***	64-67	Lost	(N)

\* Lady Kat Invitational (Lexington, Ky.)

\*\* St. John's Christmas Tournament (Jamaica, N.Y.)

\*\*\* SEC Tournament (Albany, Ga.)

## 1985-86

**Coach: Terry Hall**

**Record: 18-11 (4-5 SEC)**

**Captains: Leslie Nichols, Karen Mosley and Shelly Miller**

Nov. 22	Marshall	102-73	Won	(A)
Nov. 29	Cleveland State *	101-63	Won	(H)
Nov. 30	Middle Tennessee *	85-77	Won	(H)
Dec. 2	Morehead State	73-58	Won	(H)
Dec. 4	Southern Illinois	66-62	Won	(H)
Dec. 7	Illinois	74-78	Lost	(A)
Dec. 13	Indiana	60-68	Lost	(H)
Dec. 22	Western Michigan	84-60	Won	(H)
Dec. 30	Ohio State	70-66	Won	(A)
Jan. 2	Tennessee Tech	65-69 (OT)	Lost	(A)
Jan. 5	Eastern Kentucky	97-55	Won	(H)
Jan. 8	Ole Miss !	69-72	Lost	(H)
Jan. 10	Old Dominion	69-74	Lost	(A)
Jan. 14	Dayton	84-64	Won	(A)
Jan. 18	Florida	66-68	Lost	(A)
Jan. 21	Cincinnati	80-67	Won	(H)
Jan. 24	Tennessee	96-82	Won	(H)
Jan. 28	LSU	63-76	Lost	(H)
Jan. 31	Charleston	111-64	Won	(H)
Feb. 2	Auburn	91-90 (2OT)	Won	(A)
Feb. 5	Vanderbilt	79-70	Won	(A)
Feb. 8	Miami (Fla.)	108-53	Won	(H)
Feb. 12	Alabama	75-76	Lost	(A)
Feb. 14	Louisville	87-77	Won	(H)
Feb. 16	Mississippi State	66-54	Won	(H)
Feb. 23	Georgia	67-113	Lost	(A)
Feb. 26	Detroit	99-71	Won	(H)
March 1	LSU **	66-77	Lost	(N)
March 12	Drake ***	70-73	Lost	(A)

\* Lady Kat Dial Classic (Lexington, Ky.)

\*\*SEC Tournament (Athens, Ga.)

\*\*\*NCAA Tournament (Midwest Region - Des Moines, Iowa)

! - Played in Rupp Arena



# ALL-TIME RESULTS

## 1984-85

**Coach: Terry Hall**

**Record: 16-12 (3-5 SEC)**

**Captains: Leslie Nichols and Diane Stephens**

Nov. 20	Cincinnati	67-56	Won	(H)
Nov. 24	Morehead State *	77-66	Won	(H)
Nov. 25	West Virginia *	70-63	Won	(H)
Nov. 27	Ohio State !	74-61	Won	(H)
Nov. 29	Miami (Ohio)	76-60	Won	(A)
Dec. 1	South Carolina	75-63	Won	(H)
Dec. 7	Indiana	64-65	Lost	(A)
Dec. 11	National College	83-46	Won	(A)
Dec. 21	Illinois	77-60	Won	(H)
Dec. 28	N.C. State **	78-69	Won	(A)
Dec. 29	#1 Old Dominion **	59-66	Lost	(N)
Jan. 5	Vanderbilt	58-57	Won	(A)
Jan. 9	Dayton	69-61	Won	(H)
Jan. 13	#1 Old Dominion	63-64	Lost	(H)
Jan. 15	Detroit-Mercy	76-59	Won	(H)
Jan. 19	Louisville	63-67	Lost	(A)
Jan. 23	Tennessee	76-72 (OT)	Won	(A)
Jan. 26	Florida	64-69	Lost	(A)
Jan. 29	Georgia	61-57	Won	(H)
Feb. 1	New Orleans	81-86	Lost	(A)
Feb. 3	Ole Miss	56-82	Lost	(A)
Feb. 6	Tennessee Tech	87-75	Won	(H)
Feb. 8	Marshall	95-80	Won	(H)
Feb. 13	Tennessee	66-77	Lost	(H)
Feb. 15	Florida	54-57	Lost	(H)
Feb. 17	Georgia	65-87	Lost	(A)
Feb. 20	Vanderbilt	73-78	Lost	(H)
Feb. 23	Mississippi State ***	55-58	Lost	(H)

\* Lady Kat Dial Classic (Lexington, Ky.)

\*\* C.Q. Data Systems Tournament at N.C. State (Raleigh, N.C.)

\*\*\* SEC Tournament (Campus Sites - Lexington, Ky.)

! - Played in Rupp Arena

## 1983-84

**Coach: Terry Hall**

**Record: 15-13 (2-6 SEC)**

**Captains: Lisa Collins and Lynnette Lewis**

Nov. 22	Cincinnati	77-84	Lost	(A)
Nov. 26	Eastern Kentucky *	77-67	Won	(H)
Nov. 27	Valdosta State *	89-69	Won	(H)
Dec. 2	Ohio State	73-68	Won	(A)
Dec. 6	Indiana	58-54	Won	(H)
Dec. 10	South Carolina	77-69	Won	(A)
Dec. 20	Alabama	49-78	Lost	(H)
Dec. 22	Florida	64-68	Lost	(H)
Dec. 28	Detroit-Mercy	107-102 (2OT)	Won	(A)
Jan. 4	Nebraska	86-90	Lost	(H)
Jan. 7	Georgia	68-69	Lost	(H)
Jan. 9	Middle Tennessee	68-74	Lost	(H)
Jan. 17	Rutgers	74-45	Won	(H)
Jan. 20	Dayton	77-59	Won	(H)
Jan. 22	Vanderbilt	74-77	Lost	(A)
Jan. 25	Tennessee	63-75	Lost	(H)
Jan. 28	Old Dominion	72-81	Lost	(A)
Jan. 30	New Orleans	85-68	Won	(H)
Feb. 1	Ole Miss	69-59	Won	(H)
Feb. 3	Florida	76-61	Won	(A)
Feb. 5	Georgia	61-87	Lost	(A)
Feb. 12	Tennessee	65-67	Lost	(A)
Feb. 15	DePaul	77-63	Won	(H)
Feb. 18	Auburn	63-83	Lost	(A)
Feb. 20	Vanderbilt	89-70	Won	(H)

Feb. 22	National College	109-46	Won	(H)
Feb. 25	Louisville	94-83	Won	(H)
March 3	LSU **	81-91	Lost	(N)

\* Lady Kat Dial Classic (Lexington, Ky.)

\*\* SEC Tournament (Athens, Ga.)

## Japan

### Summer 1983 • 5-1

W, 61-58 vs. Japan National (Tokyo)
W, 59-51 vs. Japan National (Kyoto)
W, 70-54 vs. Japan National (Nagoya)
W, 76-75 (OT) vs. Japan National (Kobe)
W, 58-53 vs. Japan National (Shizouka)
L, 59-66 vs. Japan National (Yokohama)

## 1982-83

**Coach: Terry Hall**

**Record: 23-5 (6-2 SEC)**

**Captains: Valerie Still, Patty Jo Hedges and Lea Wise**

Nov. 27	Cincinnati	84-76	Won	(H)
Dec. 2	Ohio State	73-60	Won	(H)
Dec. 5	Miami (Ohio)	90-61	Won	(H)
Dec. 8	Indiana	85-72	Won	(A)
Dec. 11	East Tennessee	97-52	Won	(H)
Dec. 19	Charleston	106-81	Won	(H)
Dec. 21	Florida	71-66	Won	(H)
Jan. 3	Memphis State	71-75	Lost	(A)
Jan. 6	Middle Tennessee	73-68	Won	(H)
Jan. 10	Tennessee Tech	102-67	Won	(H)
Jan. 14	South Florida *	93-65	Won	(H)
Jan. 15	Arkansas *	77-43	Won	(H)
Jan. 18	Alabama	104-77	Won	(A)
Jan. 20	Louisville	79-66	Won	(A)
Jan. 23	Vanderbilt	106-85	Won	(A)
Jan. 26	DePaul	72-48	Won	(A)
Jan. 30	Georgia	66-59 (OT)	Won	(H)
Feb. 2	South Carolina	89-77	Won	(H)
Feb. 5	Old Dominion	80-66	Won	(H)
Feb. 9	Tennessee	85-95	Lost	(H)
Feb. 12	Vanderbilt	80-71	Won	(H)
Feb. 16	Rutgers	89-80	Won	(A)
Feb. 18	Auburn	77-55	Won	(H)
Feb. 20	Georgia	81-99	Lost	(A)
Feb. 22	Florida	78-68	Won	(A)
Feb. 27	Tennessee	81-69	Won	(A)
March 3	Auburn **	70-85	Lost	(N)
March 18	Indiana ***	76-87	Lost	(N)

\* Lady Kat Invitational (Lexington, Ky.)

\*\* SEC Tournament (Knoxville, Tenn.)

\*\*\* NCAA Tournament First Round (Midwest Region - Lexington, Ky.)

## Japan

### July 1982 • 5-1

W, 76-63 vs. Unitika (Tokyo)
W, 66-54 vs. Chanson (Nagoya)
W, 71-47 vs. Japan National B Team (Kobe)
W, 74-53 vs. Japan National A Team (Hammamatsu)
L, 62-70 vs. Kyodo Oil (Funabashi)
W, 77-59 vs. Japan National A Team (Odawara)

## 1981-82

**SEC Champions**

**Coach: Terry Hall**

**Record: 24-8**

**Captains: Patty Jo Hedges and Tayna Fogle**

Nov. 30	UT-Chattanooga	82-51	Won	(H)
Dec. 4	N.C. State *	67-77	Lost	(N)
Dec. 5	Seton Hall *	90-62	Won	(A)
Dec. 8	Indiana !	83-68	Won	(H)
Dec. 10	Vanderbilt	84-61	Won	(H)
Dec. 12	Ohio State	69-75	Lost	(A)
Dec. 21	UCLA	83-72	Won	(H)
Dec. 31	Florida	97-61	Won	(H)
Jan. 3	Georgia	62-59	Won	(H)
Jan. 5	East Carolina	78-67	Won	(H)
Jan. 7	Indiana State	87-43	Won	(H)
Jan. 9	Tennessee Tech	72-55	Won	(A)
Jan. 15	Cincinnati **	79-66	Won	(H)
Jan. 16	Southern Illinois **	74-56	Won	(H)
Jan. 20	Old Dominion	68-91	Lost	(A)
Jan. 23	Michigan	98-71	Won	(H)
Jan. 26	Vanderbilt	86-76	Won	(A)
Jan. 28	Tennessee	76-81	Lost	(A)
Jan. 31	Memphis State	69-70	Lost	(H)
Feb. 4	Georgia State	86-65	Won	(A)
Feb. 6	Georgia	77-76	Won	(A)
Feb. 9	National College	94-65	Won	(H)
Feb. 13	South Carolina	81-91	Lost	(A)
Feb. 18	Tennessee	61-65	Lost	(H)
Feb. 20	Florida	89-87	Won	(A)
Feb. 23	Louisville	84-80	Won	(H)
Feb. 26	Alabama ***	82-76	Won	(H)
Feb. 27	LSU ***	85-71	Won	(H)
Feb. 28	Tennessee ***	80-74	Won	(H)
March 14	Illinois ****	88-80	Won	(H)
March 18	South Carolina *****	73-69	Won	(N)
March 20	Louisiana Tech *****	60-82	Lost	(A)

\* Detroit Classic Tournament (Detroit, Mich.) - Calihan Hall

\*\* Lady Kat Invitational (Lexington, Ky.)

\*\*\* SEC Tournament (Lexington, Ky.)

\*\*\*\* NCAA First Round (Lexington, Ky.)

\*\*\*\*\* NCAA Midwest Regionals (Ruston, La.)

! - Played in Rupp Arena

## 1980-81

**Coach: Terry Hall**

**Record: 25-6**

**Captains: Liz Lukschu, Maria Donhoff and Valerie Still**

Dec. 1	Charleston	94-57	Won	(H)
Dec. 4	Cincinnati	76-66	Won	(H)
Dec. 6	Indiana	93-62	Won	(A)
Dec. 10	Murray State	72-63	Won	(A)
Dec. 13	Carson-Newman !	93-54	Won	(H)
Jan. 1	Morehead State	84-64	Won	(H)
Jan. 3	Murray State	81-54	Won	(H)
Jan. 6	Northern Kentucky	82-69	Won	(H)
Jan. 8	Louisville	88-66	Won	(A)
Jan. 11	Rutgers	67-69 (OT)	Lost	(A)
Jan. 13	Western Kentucky	77-70	Won	(A)
Jan. 16	James Madison *	72-54	Won	(H)
Jan. 17	Indiana State *	93-80	Won	(H)
Jan. 22	UT-Chattanooga	88-64	Won	(H)
Jan. 24	South Carolina	70-65 (OT)	Won	(H)
Jan. 27	Eastern Kentucky	79-62	Won	(A)
Jan. 30	Mississippi State **	106-82	Won	(N)
Jan. 31	Auburn **	66-70	Lost	(N)



# ALL-TIME RESULTS

Feb. 1	Georgia **	62-73	Lost	(N)
Feb. 3	Eastern Kentucky	74-60	Won	(H)
Feb. 6	Tennessee	65-81	Lost	(A)
Feb. 10	Northern Kentucky	88-75	Won	(A)
Feb. 14	Louisville	83-59	Won	(H)
Feb. 16	Western Kentucky	95-72	Won	(H)
Feb. 21	Morehead State	66-51	Won	(A)
March 2	Marshall	100-60	Won	(H)
March 10	N.C. State ***	75-74 (OT)	Won	(H)
March 13	Tennessee ***	49-58	Lost	(N)
March 14	South Carolina ***	87-69	Won	(N)
March 18	Syracuse ****	87-63	Won	(H)
March 21	Maryland ****	82-83	Lost	(A)

\* Lady Kat Invitational (Lexington, Ky.)  
 \*\* SEC Tournament (Baton Rouge, La.)  
 \*\*\* AIAW Region II Tournament \*\*\*\* AIAW Championships  
 ! - Played in Rupp Arena

## DEBBIE YOW

**Overall Record: 79-40 (1976-80)**

### 1979-80

**Coach: Debbie Yow**

**Record: 24-5**

**Captains: Team**

Dec. 1	Cincinnati	81-45	Won	(A)
Dec. 8	Carson-Newman !	96-58	Won	(H)
Dec. 11	Louisville	76-57	Won	(A)
Dec. 15	Indiana !	102-52	Won	(H)
Dec. 17	Eastern Kentucky	100-77	Won	(H)
Jan. 3	South Carolina	61-84	Lost	(A)
Jan. 5	South Carolina State	87-72	Won	(A)
Jan. 9	Northern Kentucky	79-63	Won	(A)
Jan. 12	Rutgers !	97-78	Won	(H)
Jan. 14	Western Kentucky	99-43	Won	(H)
Jan. 18	Georgia *	82-61	Won	(H)
Jan. 19	Mississippi State *	86-68	Won	(H)
Jan. 22	Morehead State	86-67	Won	(H)
Jan. 27	Ohio State	90-59	Won	(H)
Jan. 29	Eastern Kentucky	92-60	Won	(A)
Jan. 31	Murray State	95-59	Won	(H)
Feb. 2	Tennessee	83-91 (OT)	Lost	(H)
Feb. 8	Alabama **	77-69	Won	(N)
Feb. 9	Ole Miss **	62-79	Lost	(N)
Feb. 10	Auburn **	88-59	Won	(N)
Feb. 12	Northern Kentucky	62-61	Won	(H)
Feb. 16	Louisville	83-64	Won	(H)
Feb. 20	Morehead State	90-79	Won	(A)
Feb. 23	Western Kentucky	82-64	Won	(A)
Feb. 25	Murray State	76-67	Won	(A)
Feb. 29	Louisville ***	85-54	Won	(H)
March 1	Morehead State ***	80-61	Won	(H)
March 6	N.C. State ****	63-71	Lost	(A)
March 12	Oregon ****	81-86	Lost	(A)

\* Lady Kat Invitational Tournament (1st) (Lexington, Ky.)  
 \*\* SEC Championship (Knoxville, Tenn.)  
 \*\*\* KWIC State Championship (1st) (Lexington, Ky.)  
 \*\*\*\* AIAW National Championship  
 ! - Played in Rupp Arena

### 1978-79

**Coach: Debbie Yow**

**Record: 13-16**

**Captains: Linda Edelman, Debbie Mack and Debra Oden**

Nov. 17	Middle Tennessee *	87-90	Lost	(A)
Nov. 18	Miss. U. for Women	76-81 (OT)	Lost	(N)

Nov. 28	Cincinnati	94-47	Won	(H)
Dec. 2	Ohio State	70-59	Won	(A)
Dec. 6	Murray State	86-68	Won	(A)
Dec. 11	Morehead State	76-83	Lost	(H)
Dec. 15	Florida ***	80-69	Won	(H)
Dec. 16	Dayton ***	65-72	Lost	(H)
Dec. 19	Northern	53-71	Lost	(H)
Jan. 5	Eastern Kentucky	73-52	Won	(H)
Jan. 8	Louisville	49-51	Lost	(A)
Jan. 10	South Carolina	41-66	Lost	(H)
Jan. 13	Alabama	70-83	Lost	(A)
Jan. 15	Mississippi State	52-67	Lost	(A)
Jan. 20	Tennessee	66-64	Won	(H)
Jan. 22	Eastern Kentucky	76-54	Won	(A)
Jan. 24	Western Kentucky	66-67	Lost	(H)
Jan. 28	Old Dominion	65-81	Lost	(H)
Jan. 30	Northern Kentucky	72-71	Won	(A)
Feb. 3	Murray State	82-72	Won	(H)
Feb. 6	Louisville	67-68	Lost	(H)
Feb. 10	Detroit !	80-61	Won	(H)
Feb. 13	Indiana	59-53	Won	(A)
Feb. 17	Tennessee	51-89	Lost	(A)
Feb. 21	Western Kentucky	62-58 (OT)	Won	(A)
Feb. 24	Morehead State	69-86	Lost	(A)
March 1	Murray State ****	82-59	Won	(N)
March 2	Northern Kentucky ****	69-71	Lost	(N)
March 3	Louisville ****	65-61	Lost	(N)

\* Middle Tennessee State Tournament  
 \*\*\* Lady Kat Invitational Tournament (Lexington, Ky.)  
 \*\*\*\* Kentucky Women's Intercollegiate Conference  
 State Tournament (Bowling Green, Ky.)  
 ! - Played in Rupp Arena

### 1977-78

**Coach: Debbie Yow**

**Record: 23-12**

**Captain: Pam Browning**

Nov. 17	Memphis State *	101-94	Won	(N)
Nov. 18	Miss. U. for Women *	78-75	Won	(N)
Nov. 19	Middle Tennessee	82-80	Won	(A)
Nov. 29	Northern Kentucky	83-65	Won	(A)
Nov. 30	Ohio State	58-70	Lost	(H)
Dec. 3	Eastern Kentucky	79-73	Won	(A)
Dec. 5	Tennessee Tech	69-89	Lost	(A)
Dec. 13	Murray State	102-64	Won	(H)
Dec. 17	Morehead State	72-73	Lost	(A)
Dec. 19	Louisville	94-88 (OT)	Won	(A)
Dec. 21	Dayton	98-64	Won	(H)
Jan. 6	#7 UCLA **	72-97	Lost	(N)
Jan. 7	North Carolina **	65-73	Lost	(N)
Jan. 11	Louisville	85-72	Won	(H)
Jan. 15	#17 Immaculata	74-64	Won	(H)
Jan. 19	Alabama ***	62-66 (OT)	Lost	(H)
Jan. 20	Indiana ***	73-34	Won	(H)
Jan. 25	Eastern Kentucky	85-73	Won	(H)
Jan. 28	#3 Tennessee	90-92 (2OT)	Lost	(H)
Jan. 30	Western Kentucky	82-84	Lost	(A)
Feb. 1	Marshall	93-43	Won	(H)
Feb. 8	Western Kentucky	73-52	Won	(H)
Feb. 11	Northern Kentucky	79-72	Won	(H)
Feb. 16	Murray State	79-58	Won	(A)
Feb. 21	Tennessee Tech	81-72	Won	(H)
Feb. 23	Morehead State	75-68	Won	(H)
Feb. 25	Tennessee	66-69	Lost	(A)
March 3	Morehead State ****	84-76	Won	(H)
March 5	Western Kentucky ****	61-49	Won	(H)

March 9	East Carolina *****	81-65	Won	(N)
March 10	Tennessee *****	60-76	Lost	(N)
March 11	Old Dominion *****	66-82	Lost	(N)
March 16	Kansas \$	92-87 (2OT)	Won	(N)
March 17	Texas \$	60-75	Lost	(N)
March 18	Cal St. Lg Bch \$	79-69	Won	(N)

\* MTSU Tournament  
 \*\* at N.C. State  
 \*\*\* LKIT  
 \*\*\*\* State  
 \*\*\*\*\* AIAW Region II (Chapel Hill, S.C.) \$NWIIT (Amarillo, Texas)

### 1976-77

**Coach: Debbie Yow**

**Record: 19-7**

**Captains: Ceal Barry and Pam Browning**

Nov. 13	Tennessee	53-107	Lost	(A)
Nov. 22	Belmont	76-65	Won	(A)
Nov. 29	Northern Kentucky !	60-58	Won	(A)
Dec. 1	Morris Harvey	78-70	Won	(A)
Dec. 4	#2 Tennessee Tech	72-70	Won	(H)
Dec. 6	#18 Indiana	58-57	Won	(A)
Dec. 8	Marshall	65-58	Won	(A)
Dec. 17	Belhaven *	56-74	Lost	(N)
Dec. 17	Indiana *	57-46	Won	(N)
Dec. 18	Pittsburgh *	74-67	Won	(N)
Dec. 18	Central Missouri *	74-67	Won	(N)
Jan. 7	Tennessee	57-82	Lost	(H)
Jan. 15	Dayton	69-66	Won	(A)
Jan. 21	UT-Chattanooga **	75-58	Won	(N)
Jan. 22	UT-Martin **	63-56	Won	(N)
Jan. 22	Tennessee Tech **	69-92	Lost	(A)
Jan. 25	Morehead State	76-68	Won	(A)
Jan. 29	Louisville	45-60	Lost	(A)
Feb. 11	Western Kentucky	76-66	Won	(H)
Feb. 14	Northern Kentucky	83-89	Lost	(H)
Feb. 21	Mt. St. Joe	85-64	Won	(H)
Feb. 22	Morehead State	84-73	Won	(H)
Feb. 24	Louisville	92-73	Won	(H)
March 3	Louisville ***	85-61	Won	(H)
March 4	Western Kentucky ***	63-71	Lost	(H)
March 5	Eastern Kentucky ***	91-79	Won	(H)

\*Miss. College for Women Invitational (Columbus, Miss.)  
 \*\*Tennessee Tech Tournament (Cookeville, Tenn.)  
 \*\*\*Kentucky Women's Intercollegiate Conference Tournament  
 ! Played at Rupp Arena

## SUE FEAMSTER

**Overall Record: 64-39 (1971-76)**

### 1975-76

**Coach: Sue Feamster**

**Record: 13-12**

**Captains: Team**

Dec. 6	Tennessee Tech	71-79	Lost	(A)
Dec. 10	Marshall	57-56	Won	(H)
Dec. 13	W. Va. AAU	50-40	Won	(H)
Dec. 15	Louisville	75-37	Won	(A)
Dec. 16	Northern Kentucky	55-56	Lost	(A)
Dec. 18	Florida Gulf Coast *	79-77 (2OT)	Won	(N)
Dec. 19	Delta State *	40-89	Lost	(N)
Dec. 19	Anderson College *	71-81	Lost	(N)
Dec. 20	Ohio State	60-56	Won	(A)
Jan. 12	Edinboro	72-78	Lost	(H)
Jan. 16	Western Kentucky	39-74	Lost	(A)
Jan. 17	Morehead State	104-63	Won	(H)



# ALL-TIME RESULTS

Jan. 23	Tennessee **	67-70	Lost	(N)
Jan. 24	Austin Peay **	76-61	Won	(N)
Jan. 30	Dayton	63-49	Won	(H)
Jan. 31	Mt. St. Joe	53-50	Won	(A)
Feb. 2	Morehead	75-60	Won	(A)
Feb. 6	Bellarmine ***	72-52	Won	(A)
Feb. 7	Eastern Kentucky ***	54-70	Lost	(A)
Feb. 14	Eastern Kentucky	51-76	Lost	(H)
Feb. 16	Ohio State	50-70	Lost	(A)
Feb. 21	Belmont	60-75	Lost	(H)
Feb. 26	Louisville AAU	64-35	Won	(H)
March 3	Louisville ****	75-59	Won	(H)
March 4	Western Kentucky ****	69-71	Lost	(H)

\*Christmas Tournament (Miss. University for Women; Columbus, Miss.)

\*\*Tennessee Tech Tournament

\*\*\*Louisville Classic

\*\*\*\*Kentucky Women's Intercollegiate Conf. Tour.

## 1974-75

**Coach: Sue Feamster**

**Record: 16-9**

Dec. 3	Lexington Merchants	71-25	W
Dec. 6	AAU Pavers	78-41	W
Dec. 9	AAU Presby. Church	40-42	L
Dec. 13	AAU Pavers	61-39	W
Jan. 10	Bellarmine	83-32	W
Jan. 11	Louisville	57-40	W
Jan. 14	Northern	68-56	W
Jan. 18	Dayton	52-46	W (A)
Jan. 22	Tennessee Tech	Forfeit	W
Jan. 24	Indiana	57-88	L
Jan. 29	Eastern Kentucky	54-63	L
Jan. 31	Mt. Saint Joseph	72-39	W
Feb. 1	Australian National	40-119	L
Feb. 2	Ohio State	66-77	L
Feb. 5	Marshall	62-45	W
Feb. 10	Morehead State	58-41	W
Feb. 11	Eastern Kentucky	54-74	L
Feb. 14	Middle Tennessee	53-52	W
Feb. 15	Miss. St. Co. for Women	42-80	L
Feb. 24	UT-Chattanooga	67-59	W
Feb. 28	Morehead State *	71-40	W
Feb. 29	Murray State *	47-45	W
Feb. 29	Eastern Kentucky	49-62	L
March 5	Union #	80-66	W
March 5	Tennessee Tech #	68-84	L

\*KWIC State

# Regional II





# RECORDS VS. MAJOR CONFERENCES

## American Conference

Central Florida	2-0
Cincinnati	19-6
Connecticut	1-4
East Carolina	3-0
Houston	0-2
Memphis	3-4
South Florida	2-0
Southern Methodist	0-0
Temple	1-1
Tulane	0-0
Tulsa	0-0
Wichita State	2-0
<b>Total</b>	<b>33-17</b>

## America East

Albany	1-0
Binghamton	n/a
Hartford	n/a
Maine	1-0
UMBC	n/a
UMass Lowell	n/a
New Hampshire	1-0
Stony Brook	n/a
Vermont	n/a
<b>Total</b>	<b>3-0</b>

## Atlantic 10

Davidson	n/a
Dayton	13-4
Duquesne	2-0
Fordham	n/a
George Mason	n/a
George Washington	1-2
La Salle	n/a
Massachusetts	2-0
Rhode Island	n/a
Richmond	n/a
St. Bonaventure	n/a
St. Joseph's	n/a
Saint Louis	n/a
VCU	1-1
<b>Total</b>	<b>19-7</b>

## Atlantic Coast

Boston College	n/a
Clemson	0-1
Duke	2-6
Florida State	1-0
Georgia Tech	n/a
Louisville	34-20
Miami	6-2
North Carolina	0-5
NC State	2-3
Notre Dame	1-1
Pitt	1-0
Syracuse	3-0
Virginia	n/a
Virginia Tech	1-1
Wake Forest	1-1
<b>Total</b>	<b>52-40</b>

## Atlantic Sun

Florida Gulf Coast	1-1
Jacksonville	n/a
Kennesaw State	n/a
Lipscomb	2-0
NJIT	n/a
North Florida	n/a
USC Upstate	2-0
Stetson	2-0
<b>Total</b>	<b>7-1</b>

## Big 12

Baylor	2-3
Iowa State	n/a
Kansas	2-1
Kansas State	n/a
Oklahoma	3-1
Oklahoma State	0-1
Texas	0-2
Texas Christian	n/a
Texas Tech	n/a
West Virginia	2-1
<b>Total</b>	<b>9-9</b>

## Big East

Butler	4-0
Creighton	n/a
DePaul	4-0
Georgetown	2-0
Marquette	2-1
Providence	n/a
Saint John's	1-0
Seton Hall	2-1
Villanova	1-0
Xavier	1-6
<b>Total</b>	<b>17-8</b>

## Big Sky

Eastern Washington	n/a
Idaho	n/a
Idaho State	n/a
Montana	1-0
Montana State	n/a
North Dakota	n/a
Northern Arizona	n/a
Northern Colorado	n/a
Portland State	n/a
Sacramento State	1-0
Southern Utah	n/a
Weber State	n/a
<b>Total</b>	<b>2-0</b>

## Big South

Campbell	0-0
Charleston Southern	1-0
Gardner-Webb	1-0
High Point	2-0
Liberty	2-1
Longwood	1-0
Presbyterian	0-0
Radford	2-0
UNC Asheville	3-0
Winthrop	1-0
<b>Total</b>	<b>13-1</b>

## Big Ten

Illinois	2-4
Indiana	13-12
Iowa	0-1
Maryland	0-1
Michigan	1-3
Michigan State	2-3
Minnesota	0-1
Nebraska	2-2
Northwestern	2-1
Ohio State	9-14
Penn State	n/a
Purdue	0-2
Rutgers	3-2
Wisconsin	0-2
<b>Total</b>	<b>34-48</b>

## Big West

Cal Poly	n/a
CSU Fullerton	n/a
CSU Northridge	1-0
Hawaii	1-1
Long Beach State	1-0
UC Davis	n/a
UC Irvine	n/a
UC Riverside	n/a
UC Santa Barbara	3-0
<b>Total</b>	<b>6-1</b>

## Colonial Athletic

Charleston	3-0
Delaware	1-1
Drexel	n/a
Elon	n/a
Hofstra	1-0
James Madison	2-1
Northeastern	2-0
Towson	n/a
UNC Wilmington	n/a
William & Mary	1-0
<b>Total</b>	<b>10-2</b>

## Conference USA

Charlotte	n/a
Florida Atlantic	2-0
Florida International	2-0
Louisiana Tech	0-3
Marshall	14-2
Middle Tennessee	15-5
North Texas	n/a
Old Dominion	3-8
Rice	1-0
Southern Miss	3-0
UAB	4-0
UTEP	n/a
UTSA	n/a
Western Kentucky	15-14
<b>Total</b>	<b>59-32</b>

## Horizon League

Cleveland State	1-0
Detroit	8-0
Green Bay	1-0
Illinois Chicago	1-0
IUPUI	3-0
Northern Kentucky	12-4
Oakland	1-0
Valparaiso	n/a
Wisconsin-Milwaukee	n/a
Wright State	1-0
Youngstown	n/a
<b>Total</b>	<b>28-4</b>

## Ivy League

Brown	n/a
Columbia	n/a
Cornell	n/a
Dartmouth	n/a
Harvard	n/a
Penn	n/a
Princeton	n/a
Yale	1-0
<b>Total</b>	<b>1-0</b>

## Metro Atlantic Athletic

Canisius	n/a
Fairfield	n/a
Iona	n/a
Manhattan	n/a
Marist	3-0
Monmouth	n/a
Niagara	n/a
Quinnipiac	n/a
Rider	n/a
Saint Peter's	n/a
Siena	n/a
<b>Total</b>	<b>3-0</b>

## Mid-American

Akron	n/a
Ball State	1-0
Bowling Green	2-0
Buffalo	n/a
Central Michigan	2-0
Eastern Michigan	2-0
Kent State	2-0
Miami (OH)	16-2
Northern Illinois	n/a
Ohio	2-1
Toledo	2-1
Western Michigan	2-0
<b>Total</b>	<b>31-4</b>

## Mid-Eastern Athletic

Bethune-Cookman	n/a
Coppin State	n/a
Delaware State	1-0
Florida A&M	2-0
Hampton	1-0
Howard	1-0
Md.-Eastern Shore	n/a
Morgan State	n/a
Norfolk State	n/a
North Carolina A&T	2-0
North Carolina Central	n/a
Savannah State	n/a
South Carolina State	1-0
<b>Total</b>	<b>8-0</b>

## Missouri Valley

Bradley	3-0
Drake	0-1
Evansville	1-2
Illinois State	1-1
Indiana State	3-0
Loyola (Ill.)	0-0
Missouri State	0-0
Northern Iowa	0-0
Southern Illinois	4-0
<b>Total</b>	<b>12-4</b>

## Mountain West

Air Force	n/a
Boise State	n/a
Colorado State	n/a
Fresno State	n/a
Nevada	n/a
New Mexico	1-0
San Diego State	n/a
San Jose State	n/a
UNLV	n/a
Utah State	n/a
Wyoming	n/a
<b>Total</b>	<b>1-0</b>

## Northeast

Bryant	n/a
Central Connecticut	n/a
Fairleigh Dickinson	n/a
LIU Brooklyn	2-0
Mount St. Mary's (Md.)	n/a
Robert Morris	n/a
Sacred Heart	n/a
St. Francis (Pa.)	1-0
St. Francis (N.Y.)	n/a
Wagner	1-0
<b>Total</b>	<b>4-0</b>

## Ohio Valley

Austin Peay	5-0
Belmont	4-1
Eastern Illinois	2-0
Eastern Kentucky	22-6
Jacksonville State	1-0
Morehead State	30-4
Murray State	13-0
SEMO	n/a
SIU Edwardsville	n/a
Tennessee State	6-0
Tennessee Tech	9-6
Tennessee-Martin	5-0
<b>Total</b>	<b>97-17</b>

## Pacific 12

Arizona	n/a
Arizona State	1-1
California	0-1
Colorado	1-1
Oregon	0-1
Oregon State	1-0
Southern Cal	n/a
Stanford	n/a
UCLA	1-4
Utah	n/a
Washington	0-2
Washington State	3-0
<b>Total</b>	<b>7-10</b>

## Patriot League

American	1-0
Army	n/a
Boston U.	1-0
Bucknell	n/a
Colgate	n/a
Holy Cross	1-0
Lafayette	1-0
Lehigh	n/a
Loyola (Md.)	1-0
Navy	1-0
<b>Total</b>	<b>6-0</b>

## Southeastern

Alabama	30-17
Arkansas	23-13
Auburn	22-26
Florida	30-25
Georgia	18-37
LSU	15-33
Mississippi State	27-20
Missouri	6-3
Ole Miss	18-22
South Carolina	33-30
Tennessee	11-55
Texas A&M	4-4
Vanderbilt	24-29
<b>Total</b>	<b>259-314</b>

## Southern

East Tennessee State	2-1
Furman	1-0
Mercer	0-0
Samford	1-0
UNC Greensboro	0-0
UT Chattanooga	9-0
Virginia Military	0-0
Western California	0-0
Wofford	1-0
<b>Total</b>	<b>14-1</b>

## Southland

Abilene Christian	n/a
Central Arkansas	n/a
Houston Baptist	n/a
Incarnate Word	n/a
Lamar	n/a
McNeese	2-0
New Orleans	1-1
Nicholls	1-0
Northwestern State	n/a
Sam Houston State	2-0
Southeastern La.	n/a
Stephen F. Austin	n/a
Texas A&M CC	n/a
<b>Total</b>	<b>6-1</b>

## Southwestern Athletic

Alabama A&M	2-0
Alabama State	1-0
Alcorn State	1-0
Arkansas-Pine Bluff	3-0
Grambling State	1-0
Jackson State	1-0
Miss. Valley State	3-0
Prairie View A&M	n/a
Southern	1-0
Texas Southern	n/a
<b>Total</b>	<b>13-0</b>

## Summit League

Denver	n/a
IPFW	1-0
Nebraska-Omaha	1-0
North Dakota State	n/a
Oral Roberts	n/a
South Dakota	n/a
South Dakota State	0-1
Western Illinois	n/a
<b>Total</b>	<b>2-1</b>

## Sun Belt

Appalachian State	1-0
Arkansas-Little Rock	n/a
Arkansas State	n/a
Coastal Carolina	n/a
Georgia Southern	1-0
Georgia State	1-0
Louisiana Lafayette	n/a
Louisiana Monroe	n/a
South Alabama	1-0
UT Arlington	n/a
Texas State	n/a
Troy	n/a
<b>Total</b>	<b>4-0</b>

## West Coast

BYU	n/a
Gonzaga	1-0
Loyola Marymount	n/a
Pacific	1-0
Pepperdine	2-0
Portland	n/a
Mercer	0-0
San Deigo	n/a
San Francisco	0-1
Santa Clara	n/a
<b>Total</b>	<b>4-1</b>

## Western Athletic

CSU Bakersfield	n/a
Chicago State	n/a
Grand Canyon	n/a
UMKC	n/a
New Mexico State	n/a
Seattle	n/a
UTRGV	n/a
Utah Valley	n/a
<b>Total</b>	<b>n/a</b>





## SCORES VS. ALL OPPONENTS

<b>Alabama</b> <b>30-17</b>	12/18/05 90-60 W(H)	2/24/11 55-54 W(H)	1/20/13 97-53 W(H)	12/7/90 103-75 W(H)	12/22/99 68-62 W(A)
at Lexington: UK leads 14-6		1/5/12 84-72 W(H)	1/19/14 73-71 W(A)	12/28/92 78-49 W(A)	12/22/2000 38-57 L(N)
at Tuscaloosa: UK leads 11-10	<b>Alabama State</b> <b>1-0</b>	2/7/13 80-74 WOT(A)	1/8/15 78-57 W(H)	11/27/13 117-77 W(H)	2/19/02 57-73 L(A)
at Neutral Sites: UK leads 5-1	12/8/06 75-46 W(H)	1/26/14 68-58 W(H)	1/3/16 61-66 L(A)		12/31/02 69-67 W(H)
<b>Overall Streak:</b> UK has won six	<b>Alaska-Anchorage</b> <b>1-0</b>	2/26/15 56-51 W(A)	1/17/16 54-47 W(H)	<b>Butler</b> <b>4-0</b>	1/02/04 52-60 L(A)
<b>Largest Margin of Victory:</b> +27,	12/29/96 76-41 W(N)	2/21/16 77-63 W(H)	1/2/17 64-60 W(A)	1/28/92 97-75 W(H)	11/17/08 58-55 W(H)
UK 104 - ALA 77, 1/18/83 (A)	<b>Albany</b> <b>1-0</b>	2/16/17 69-62 W(A)	2/1/18 65-48 W(H)	1/26/93 83-76 W(A)	12/4/09 68-57 W(A)
<b>Largest Margin of Defeat:</b> -29,	11/12/16 70-46 W(H)	1/29/18 76-65 W(A)	<b>Austin Peay</b> <b>5-0</b>	11/19/04 82-44 W(H)	<b>Clemson</b> <b>0-1</b>
ALA 78 - UK 49, 12/20/83 (H)		2/15/18 78-57 W(H)	1/24/76 76-61 W(N)	11/15/09 87-66 W(H)	11/26/99 65-70 L(N)
1/19/78 62-66 LOT(H)	<b>Alcorn State</b> <b>1-0</b>	<b>Arkansas-Pine Bluff</b> <b>3-0</b>	12/30/88 95-57 W(H)	<b>California, Berkeley</b> <b>0-1</b>	<b>Cleveland State</b> <b>1-0</b>
1/13/79 63-70 L(A)	12/28/12 90-23 W(H)	12/17/06 ! 83-46 W(H)	11/15/98 88-71 W(H)	12/21/17 52-62 L(H)	11/29/85 101-63 W(H)
2/8/80 77-69 W(N)	1/2/14 85-63 W(A)	12/21/10 107-35 W(H)	11/19/99 88-52 W(A)	<b>Cal-Santa Barbara</b> <b>3-0</b>	<b>College of Charleston</b> <b>3-0</b>
2/26/82 82-76 W(H)	1/23/14 55-57 L(H)	12/11/11 101-43 W(H)	12/30/03 82-56 W(H)	12/21/08 69-58 W(H)	12/1/80 94-57 W(H)
1/18/83 104-77 W(A)	<b>American University</b> <b>1-0</b>	<b>Auburn</b> <b>22-26</b>	<b>Ball State</b> <b>1-0</b>	11/25/09 68-54 W(A)	12/19/82 106-81 W(H)
12/20/83 49-78 L(H)	11/25/88 84-46 W(H)	at Lexington: Tied 10-10	3/19/07 85-82 W(A)	12/21/12 66-38 W(A)	1/31/86 111-64 W(H)
2/12/86 75-76 L(A)		at Auburn: AU leads 11-9	<b>Baylor</b> <b>2-3</b>	<b>Cal-State Long Beach</b> <b>1-0</b>	<b>Colorado</b> <b>1-1</b>
2/7/87 89-80 W(H)	<b>Anderson College</b> <b>0-1</b>	at Neutral Sites: AU leads 5-3	at Waco: BU leads 2-0	3/18/78 79-69 W(A)	11/22/15 86-61 W(H)
1/13/88 54-74 L(A)	12/19/75 71-81 L(N)	<b>Overall streak:</b> UK has won three	at Lexington: UK leads 1-0	<b>Cal-State Northridge</b> <b>1-0</b>	11/19/16 79-69 L(A)
2/17/89 89-85 W(H)	<b>Appalachian State</b> <b>1-0</b>	<b>Largest Margin of Victory:</b> +44,	at Neutral Sites: Tied 1-1	12/31/94 74-52 W(A)	<b>Connecticut</b> <b>1-4</b>
2/17/90 74-58 W(A)	11/14/14 111-74 W(H)	UK 97 - AU 53, 1/20/13 (H)	<b>Overall Streak:</b> UK has won one	<b>Carson-Newman</b> <b>2-0</b>	12/31/91 53-81 L(A)
1/27/91 65-72 L(H)	<b>Arizona State</b> <b>1-1</b>	<b>Largest Margin of Defeat:</b> -42	<b>Largest Margin of Victory:</b> +10,	12/8/79 ! 96-58 W(H)	12/5/92 75-54 W(H)
2/1/92 72-78 L(A)	11/15/15 68-64 WOT(A)	(46-88), 2/10/96 (A)	UK 74 - BU 64, 11/17/14 (H)	12/13/80 ! 93-54 W(H)	11/24/99 62-68 L(A)
3/8/92 95-87 W(N)	12/11/16 73-71 LOT(H)	2/10/80 88-59 W(N)	<b>Largest Margin of Defeat:</b> -34,	<b>Central Florida</b> <b>2-0</b>	3/27/12 65-80 L(N)
1/31/93 77-73 W(H)	<b>Arkansas</b> <b>23-13</b>	1/31/81 66-70 L(N)	BU 85 - UK 51, 11/13/12 (A)	12/17/89 102-58 W(A)	4/1/13 53-83 L(N)
2/13/94 82-96 L(A)	at Lexington: UK leads 14-3	2/18/83 77-55 W(H)	11/13/12 51-85 L(A)	12/29/93 87-45 W(A)	<b>Dayton</b> <b>13-4</b>
2/11/95 62-68 L(H)	at Fayetteville: ARK leads 9-7	3/3/83 70-85 L(N)	12/6/13 133-130 W4OT(N)	<b>Central Michigan</b> <b>2-0</b>	1/18/75 52-46 W(A)
1/20/96 51-66 L(A)	at Neutral Sites: UK leads 2-1	2/2/86 91-90 W2OT(A)	3/29/14 72-90 L(N)	11/17/13 96-74 W(H)	1/30/76 63-49 W(H)
1/22/97 62-78 L(N)	<b>Overall Streak:</b> UK has won nine	2/3/87 53-72 L(H)	11/17/14 ! 74-64 W(H)	11/22/14 71-68 W(A)	1/15/77 69-66 W(A)
1/24/98 56-62 L(A)	<b>Largest Margin of Victory:</b> +34,	2/14/88 57-93 L(A)	11/30/17 63-90 L(A)	<b>Central Missouri</b> <b>1-0</b>	12/21/77 98-64 W(H)
1/24/99 76-72 W(H)	UK 77 - ARK 43, 1/15/83 (H)	2/25/89 70-89 L(H)	<b>Belhaven</b> <b>0-1</b>	12/18/76 74-67 W(N)	12/16/78 65-72 L(H)
1/27/2000 67-68 L(A)	<b>Largest Margin of Defeat:</b> -33,	2/24/90 60-68 L(A)	12/17/76 56-74 L(N)	<b>Charleston Southern</b> <b>1-0</b>	1/20/84 77-59 W(H)
3/2/2000 67-63 W(N)	ARK 88 - UK 55, 1/25/97 (A)	1/30/91 69-72 L(H)	<b>Bellarmine</b> <b>3-0</b>	12/10/04 89-33 W(H)	1/9/85 69-61 W(H)
1/25/01 71-64 W(H)		1/19/92 51-47 W(A)	*1971-72 37-24 W	<b>Chicago State</b> <b>1-0</b>	1/14/86 84-64 W(A)
1/6/02 63-62 W(A)	<b>Arizona State</b> <b>1-1</b>	1/16/93 49-52 L(H)	59-39 W	12/20/92 95-33 W(N)	2/24/87 73-57 W(H)
1/27/02 58-61 L(H)	11/15/15 68-64 WOT(A)	1/29/94 61-75 L(A)	*12/29/73 50-30 W	<b>Cincinnati</b> <b>19-6</b>	2/10/88 58-68 L(A)
1/12/03 59-55 W(H)	12/11/16 73-71 LOT(H)	1/29/95 62-73 L(H)	1/7/74 38-37 W	*1972-73 53-29 W(H)	12/6/88 72-59 W(H)
2/23/03 73-71 W2OT(A)	<b>Arkansas</b> <b>23-13</b>	3/3/95 75-51 W(N)	1/10/75 83-32 W	11/28/78 94-47 W(H)	12/30/89 88-58 W(A)
2/22/04 62-59 W(H)	at Lexington: UK leads 14-3	2/10/96 46-88 L(A)	2/6/76 72-52 W(A)	12/1/79 81-45 W(A)	12/15/90 ! 95-68 W(H)
1/9/05 63-69 LOT(A)	at Fayetteville: ARK leads 9-7	2/18/84 63-83 L(A)	<b>Belmont</b> <b>4-1</b>	12/4/80 76-66 W(H)	11/30/96 53-55 L(A)
2/26/06 ! 80-60 W(H)	at Neutral Sites: UK leads 2-1	2/2/86 91-90 W2OT(A)	11/22/76 76-65 W(A)	1/15/82 79-66 W(H)	12/6/97 73-69 W(H)
1/11/07 63-62 W(A)	<b>Overall Streak:</b> UK has won nine	2/3/87 53-72 L(H)	2/21/76 60-75 L(H)	11/27/82 84-76 W(H)	3/26/13 84-70 W(N)
2/17/08 64-44 W(H)	<b>Largest Margin of Victory:</b> +34,	2/14/88 57-93 L(A)	1/18/88 79-75 W(H)	11/22/83 77-84 L(A)	3/21/15 94-99 L(H)
1/15/09 67-57 W(A)	UK 77 - ARK 43, 1/15/83 (H)	2/25/89 70-89 L(H)	12/14/14 71-55 W(H)	<b>Delaware</b> <b>1-1</b>	<b>Delaware State</b> <b>1-0</b>
1/17/10 88-63 W(H)	<b>Largest Margin of Defeat:</b> -33,	2/24/90 60-68 L(A)	3/17/17 73-70 W(H)	11/28/84 67-56 W(H)	11/10/12 90-50 W(H)
1/30/11 82-69 W(A)	ARK 88 - UK 55, 1/25/97 (A)	1/30/91 69-72 L(H)	<b>Boston</b> <b>1-0</b>	1/21/86 80-67 W(H)	<b>Delta State</b> <b>0-1</b>
1/29/12 82-68 W(H)		1/19/92 51-47 W(A)	11/13/09 92-58 W(H)	2/18/87 86-56 W(A)	12/19/75 40-89 L(N)
2/16/12 75-77 L(A)	<b>Arkansas</b> <b>23-13</b>	1/16/93 49-52 L(H)	<b>Bowling Green State</b> <b>2-0</b>	12/30/87 67-60 W(H)	<b>DePaul</b> <b>4-0</b>
1/6/13 87-70 W(A)	at Lexington: UK leads 14-3	1/29/94 61-75 L(A)	11/28/86 74-62 W(H)	12/20/88 58-61 L(A)	at Lexington: UK leads 2-0
1/2/14 85-63 W(A)	at Fayetteville: ARK leads 9-7	1/29/95 62-73 L(H)	1/2/06 66-62 WOT(H)	1/3/90 79-45 W(H)	at DePaul: UK leads 2-0
1/23/14 55-57 L(H)	at Neutral Sites: UK leads 2-1	3/3/95 75-51 W(N)	<b>Bradley</b> <b>3-0</b>	2/13/91 82-50 W(A)	<b>Overall Streak:</b> UK has won four
1/2/15 78-66 W(A)	<b>Overall Streak:</b> UK has won nine	2/10/96 46-88 L(A)	at Lexington: UK leads 2-0	1/14/92 82-72 W(H)	<b>Largest Margin of Victory:</b> +24,
1/7/16 73-48 W(H)	<b>Largest Margin of Victory:</b> +34,	3/1/96 43-58 L(N)	at Peoria: UK leads 1-0	2/10/93 69-72 L(A)	UK 96 - DU 64, 12/7/12 (H)
1/12/17 71-54 W(A)	UK 77 - ARK 43, 1/15/83 (H)	12/14/97 68-67 W(H)	at Neutral Sites: n/a	2/8/94 86-56 W(H)	
3/3/17 65-55 W(N)	<b>Largest Margin of Defeat:</b> -33,	2/2/97 59-60 L(H)	<b>Overall Streak:</b> UK has won three	1/17/95 52-49 W(A)	
1/25/18 79-54 W(H)	ARK 88 - UK 55, 1/25/97 (A)	2/4/98 53-48 W(A)	<b>Largest Margin of Victory:</b> +40,	12/28/98 70-59 W(H)	
3/1/18 71-64 W(N)		12/6/98 68-62 W(A)	UK 117 - BU 77, 11/27/13 (H)		
		2/4/99 67-68 L(H)			
<b>Alabama-A&amp;M</b> <b>2-0</b>		1/6/2000 71-69 W(H)			
12/19/08 65-45 W(H)		1/4/01 40-73 L(A)			
12/18/10 84-58 W(H)		1/13/02 66-70 L(H)			
		2/6/03 56-63 LOT(A)			
<b>Alabama-Birmingham</b> <b>4-0</b>		3/6/03 62-68 L(N)			
2/5/88 76-69 W(H)		2/05/04 54-71 L(H)			
2/5/90 81-71 W(A)		2/13/05 50-65 L(A)			
2/1/91 84-55 W(H)		3/3/05 57-62 L(N)			
		1/19/06 ! 57-71 L(H)			
		1/21/07 68-65 W(A)			
		1/20/08 62-55 W(H)			
		2/12/09 69-81 L(A)			
		1/24/10 68-50 W(H)			
		2/28/10 53-65 L(A)			
		3/5/10 65-54 W(N)			
		2/3/11 69-38 W(H)			
		2/27/11 76-62 W(A)			
		1/26/12 66-48 W(A)			



# SCORES VS. ALL OPPONENTS

1/26/83	72-48	W(A)	<b>Eastern Kentucky</b>	<b>22-6</b>	3/3/89	64-67	L(N)	<b>Gardner-Webb</b>	<b>1-0</b>	2/6/05	64-68	L(A)	12/14/86	76-78	L(H)		
2/15/84	77-63	W(H)	*1972-73	39-58	L	2/10/90	84-70	W(A)	11/12/17	72-34	W(H)	2/2/06	57-91	L(A)	12/18/88	71-84	L(A)
12/7/12 !	96-64	W(H)	*1973-74	50-56	L	3/2/90	54-70	L(N)				2/15/07 !	72-82	LOT(H)	11/27/14	71-77	L(N)
12/12/13	96-85	W(A)	*2/21/74	No Score	L	2/23/91	67-65	W(H)	<b>Georgetown College</b>			3/2/07	40-72	L(N)			
			1/29/75	54-63	L	2/29/92	73-77	L(A)	*2/22/1904	14-10	W	1/31/08	47-44	W(A)	<b>Illinois-Chicago</b>	<b>1-0</b>	
<b>Detroit Mercy</b>	<b>8-0</b>		2/11/75	54-74	L	2/28/93	69-72	L(A)	*3/10/1906	14-15	L	3/7/08	57-50	W(N)	11/28/97	60-46	W(N)
2/10/79 !	80-61	W(H)	2/29/75	49-62	L	1/4/94	64-81	L(A)	*3/5/22	10-2	W	2/26/09	57-61	L(H)			
12/28/83	107-102	W2OT(A)	2/7/76	54-70	L(A)	12/16/95	46-69	L(N)	*2/9/23	22-11	W	3/5/09	64-82	L(N)	<b>Illinois State</b>	<b>1-1</b>	
1/15/85	76-59	W(H)	2/14/76	51-76	L(H)	1/4/95 !	63-55	W(H)	*1922-23	No Score	W	1/7/10	60-61	LOT(A)	11/29/86	78-70	W(H)
2/26/86	99-71	W(H)	3/5/77	91-79	W(H)	2/13/97	53-77	L(H)	*1/11/24	18-9	W(A)	2/11/10	64-48	W(H)	1/10/88	78-84	L(A)
12/1/93	82-76	W(A)	12/3/77	79-73	W(A)	1/4/98	58-100	L(A)	*3/5/24	26-5	W(H)	1/9/11	59-61	L(H)			
12/1/94	71-48	W(A)	1/25/78	85-73	W(H)	1/28/98	63-70	L(H)				2/17/11	51-69	L(A)	<b>Immaculata</b>	<b>1-0</b>	
12/10/05	74-65	W(A)	1/5/79	73-52	W(H)	1/3/99	63-77	L(H)	<b>Georgetown</b>	<b>2-0</b>		1/19/12	69-64	W(A)	12/15/77	74-64	W(H)
11/29/06	79-44	W(H)	1/22/79	76-54	W(A)	1/28/99	80-70	W(A)	11/27/93	87-82	W(H)	2/3/13	71-75	L(H)			
			12/17/79	100-77	W(H)	1/10/2000	72-58	W(A)	12/8/05	63-47	W(A)	3/9/13	60-38	W(N)	<b>Indiana</b>	<b>13-12</b>	
<b>Drake</b>	<b>0-1</b>		1/29/80	92-60	W(A)	1/7/01	48-85	L(H)				1/30/14	56-58	L(A)	1/24/74	57-88	L
3/12/86	70-73	L(A)	1/27/81	79-62	W(A)	2/14/02	59-81	L(A)	<b>George Washington</b>	<b>1-2</b>		2/1/15	80-72	W(H)	12/6/76	58-57	W(A)
			2/3/81	74-60	W(H)	2/20/03	49-47	W(H)	12/14/91	62-71	L(A)	1/10/16	64-53	W(A)	12/17/76	57-46	W(N)
<b>Duke</b>	<b>2-6</b>		11/26/83	77-67	W(H)	2/08/04	56-76	L(A)	11/14/07	65-75	L(H)	1/15/17	82-61	W(H)	1/20/78	73-34	W(H)
at Lexington:	UK leads 2-1		1/5/86	97-55	W(H)	2/10/05	59-70	L(H)	11/23/08	67-48	W(H)	2/9/17	66-56	W(A)	12/15/79 !	102-52	W(H)
at Durham:	DU leads 3-0		12/9/86	88-56	W(A)	1/12/06	80-65	W(A)				1/7/18	42-56	L(H)	2/13/79	59-53	W(A)
at Neutral Sites:	DU leads 2-0		12/1/87	96-79	W(H)	2/5/06	61-68	L(H)	<b>Georgia</b>	<b>18-37</b>					12/6/80	93-62	W(A)
Overall Streak:	DU has won one		1/11/89	83-77	W(A)	3/3/06	88-70	W(N)	at Lexington:	UGA leads 14-10		<b>Georgia Southern</b>	<b>1-0</b>		12/8/81 !	83-68	W(H)
Largest Margin of Victory:	+10,		1/31/90	80-59	W(H)	2/4/07	84-74	W(H)	in Memorial:	UGA leads 13-9		11/13/13	103-38	W(H)	12/8/82	85-72	W(A)
UK 71 - DU 61, 12/20/15 (H)			2/21/91	79-71	W(A)	2/25/07	79-83	L(A)	at Athens:	UGA leads 17-6					3/18/83	76-87	L(N)
Largest Margin of Defeat:	-21,		2/8/93	74-56	W(H)	1/10/08	60-58	W(H)	at Neutral Sites:	UGA leads 6-2		<b>Georgia State</b>	<b>1-0</b>		12/6/83	58-54	W(H)
DU 89 - UK 68, 12/21/14 (A)			2/1/94	99-75	W(H)	1/29/09	59-74	L(A)	Overall Streak:	UGA has won one		2/4/82	86-65	W(A)	12/7/84	64-65	L(A)
			2/22/95	80-67	W(H)	2/18/10	77-51	W(H)	Largest Margin of Victory:	+22,					12/13/85	60-68	L(H)
12/30/86	63-68	L(N)	2/27/96	68-62	W(H)	1/20/11	59-58	W(A)	UK 60 - UGA 38, 3/9/13 (N)		<b>Grambling State</b>	<b>1-0</b>		12/3/86	63-61	W(A)	
12/29/95	54-73	L(N)	2/5/97	62-67	L(A)	1/1/12	59-56	W(A)	Largest Margin of Defeat:	-46,		12/29/13	109-46	W(H)	12/9/87	75-68	W(H)
1/4/11	48-54	L(A)	2/17/98	76-60	W(A)	1/22/12	57-52	W(H)	UGA 113 - UK 50, 2/23/86 (A)					12/10/88	71-83	L(A)	
12/8/11 !	72-65	W(H)	2/16/99	87-47	W(A)	3/2/12	71-67	W(N)	1/18/80	82-61	W(H)	<b>Green Bay</b>	<b>1-0</b>		12/4/89 !	76-48	W(H)
12/22/13	61-69	L(H)				1/3/13	76-69	W(H)	2/1/81	62-73	L(N)	3/19/12	65-62	W(N)	12/2/90	64-80	L(A)
12/21/14	68-89	L(A)	<b>Edinboro</b>	<b>0-1</b>		1/5/14	73-83	L(H)	1/3/82	62-59	W(H)				12/30/90	78-71	W(H)
12/20/15	71-61	W(H)	1/12/76	72-78	L(H)	2/9/14	80-86	L(A)	2/6/82	77-76	W(H)	<b>Gonzaga</b>	<b>1-0</b>		12/7/93	74-86	L(H)
12/29/16	69-54	L(A)				3/7/14	75-70	W(N)	1/30/83	66-59	WOT(H)	3/25/12	79-62	W(N)	12/7/94	60-65	L(A)
			<b>Evansville</b>	<b>1-2</b>		1/15/15	62-56	W(H)	2/20/83	81-99	L(A)				12/8/95	64-71	L(N)
<b>Duquesne</b>	<b>2-0</b>		12/22/01	72-78	L(H)	1/31/16	79-85	L(A)	1/7/83	68-69	L(H)	<b>Hampton</b>	<b>1-0</b>		12/15/96	62-74	L(H)
11/24/90	101-56	W(H)	12/04/02	66-70	L(A)	3/4/16	92-69	W(N)	2/5/84	61-87	L(A)	3/19/11	66-62	WOT(N)	11/18/97	71-84	L(A)
11/28/03	90-83	W(N)	12/5/17	100-62	W(H)	2/19/16	67-48	W(H)	1/29/85	61-57	W(H)				11/12/06	51-54	L(H)
						1/11/18	56-53	W(A)	2/17/85	65-87	L(A)	<b>Hawaii</b>	<b>1-1</b>				
<b>East Carolina</b>	<b>3-0</b>		<b>Florida</b>	<b>30-25</b>					2/23/86	67-113	L(A)	11/28/98	66-57	W(A)	<b>Indiana State</b>	<b>3-0</b>	
3/9/78	81-65	W(A)	at Lexington:	UK leads 15-10		<b>Florida A&amp;M</b>	<b>2-0</b>		2/27/87	64-73	L(H)	12/14/02	59-70	L(A)	12/17/80	93-80	W(H)
1/5/82	78-67	W(H)	in Memorial:	UK leads 14-10		11/21/05	84-55	W(H)	3/5/87	64-67	L(N)				1/7/82	87-43	W(H)
11/28/87	93-75	W(H)	at Gainesville:	UF leads 12-10		12/13/09	91-39	W(H)	2/7/88	70-86	L(A)	<b>High Pt.</b>	<b>2-0</b>		11/25/05	68-58	W(N)
			at Neutral Sites:	UK leads 5-3		<b>Florida Atlantic</b>	<b>2-0</b>		2/4/89	70-92	L(H)	1/6/04	83-45	W(H)			
<b>East Tennessee St.</b>	<b>2-1</b>		Overall Streak:	UK has won three		12/30/2000	112-71	W(H)	2/3/90	75-78	L(A)	11/17/12	80-46	W(H)	<b>Iowa</b>	<b>0-1</b>	
at Lexington:	UK leads 2-1		Largest Margin of Victory:	+36,		11/18/07	61-53	W(H)	2/3/91	71-87	L(H)				11/23/91	68-74	L(H)
Overall Streak:	UK has won one		UK 97 - UF 61, 12/31/81 (H)			<b>Florida Gulf Coast</b>	<b>1-1</b>		1/11/92	65-83	L(A)	<b>Hofstra</b>	<b>1-0</b>		<b>IPFW</b>	<b>1-0</b>	
Largest Margin of Victory:	+45,		Largest Margin of Defeat:	-42,		12/18/75	79-77	W2OT(N)	1/10/93	69-60	W(H)	11/26/05	67-54	W(N)	11/21/03	79-59	W(H)
UK 97 - ETSU 52, 12/11/82 (H)			UK 58 - UF 100, 1/4/98 (A)			12/8/17	64-70	L(A)	1/23/94	71-70	W(A)				<b>IUPUI</b>	<b>3-0</b>	
Largest Margin of Defeat:	-9,								1/22/95	57-68	L(H)	<b>Holy Cross</b>	<b>1-0</b>		11/29/2000	76-75	W(H)
ETSU 59 - UK 50, 12/12/08 (H)									2/13/96	55-75	L(A)	12/28/91	87-69	W(N)	11/18/05	81-52	W(H)
12/11/82	97-52	W(H)							2/8/97	62-80	L(H)				12/30/08	82-60	W(H)
12/12/08	50-59	L(H)				<b>Florida International</b>	<b>2-0</b>		2/11/98	87-46	L(A)	<b>Houston</b>	<b>0-2</b>				
12/15/13	73-56	W(H)				12/17/2000	60-58	W(A)	2/7/99	80-76	W(H)	11/30/91	70-76	L(H)	<b>Jackson State</b>	<b>1-0</b>	
						12/1/05	71-56	W(H)	2/27/99	62-68	L(N)	11/26/2000	77-78	L(N)	11/29/15	92-24	W(H)
<b>Eastern Illinois</b>	<b>2-0</b>								2/17/2000	69-73	L(H)						
12/17/90	82-48	W(H)				<b>Florida State</b>	<b>1-0</b>		3/3/2000	45-63	L(N)	<b>Howard</b>	<b>1-0</b>		<b>Jacksonville State</b>	<b>1-0</b>	
12/19/98	90-71	W(N)				12/30/93	58-55	W(N)	2/15/01	58-91	L(A)	12/29/86	65-62	W(N)	11/15/11	100-25	W(H)
									2/3/02	50-76	L(H)						
<b>Eastern Michigan</b>	<b>2-0</b>					<b>Furman</b>	<b>1-0</b>		1/26/03	59-71	L(A)	<b>Illinois</b>	<b>2-4</b>				
3/18/05	79-68	W(H)				12/6/08	74-35	W(H)	1/11/04	53-74	L(H)	3/14/82	88-80	W(H)			
11/25/16	89-67	W(H)							2/29/04	62-73	L(A)	12/21/84	77-60	W(A)			
									1/13/05 !	71-63	W(H)	12/7/85	74-78	L(A)			



# SCORES VS. ALL OPPONENTS

**James Madison 2-1**

1/16/81	72-54	W(H)
3/13/91	62-70	L(N)
3/26/08	84-76	W(H)

**Kansas 2-1**

3/16/78	92-87	W2OT(A)
1/7/92	51-62	L(A)
12/31/92	71-61	W(H)

**Kentucky State 2-0**

1/16/89	92-53	W(H)
11/24/89	121-41	W(H)

**Kent State 2-0**

11/23/90	114-83	W(H)
12/29/06	82-47	W(N)

**Lafayette 1-0**

12/29/01	83-60	W(N)
----------	-------	------

**Liberty 2-1**

12/12/98	76-80	L(H)
12/11/99	69-57	W(A)
3/20/10	83-77	W(N)

**Lipscomb 2-0**

at Lexington: UK leads 1-0  
at Nashville: n/a  
at Neutral: UK leads 1-0

**Overall Streak:** UK has won two  
**Largest Margin of Victory:** +67,  
UK 116 - LU 49, 11/21/13 (H)

11/25/07	76-55	W(N)
11/21/13	116-49	W(H)

**Long Island 2-0**

12/15/02	72-64	W(N)
11/29/08	46-43	W(N)

**Longwood 1-0**

1/4/05	79-41	W(H)
--------	-------	------

**LSU 15-33**

at Lexington: LSU leads 12-7  
in Memorial: LSU leads: 10-7  
at Baton Rouge: LSU leads 14-4  
at Neutral Sites: LSU leads 8-3

**Overall Streak:** LSU has won one  
**Largest Margin of Victory:** +18,  
UK 89 - LSU 71, 2/26/94 (H)  
**Largest Margin of Defeat:** -43,  
UK 39 - LSU 82, 1/16/03 (A)

2/27/82	85-71	W(H)
3/3/84	81-91	L(N)
1/28/86	63-76	L(H)
3/1/86	66-77	L(N)
1/17/87	73-83	L(A)
2/23/88	74-88	L(H)
2/14/89	72-86	L(A)
1/11/90	79-89	LOT(H)
1/6/91	74-78	L(A)
3/2/91	76-96	L(N)
2/16/92	71-55	W(H)
2/13/93	72-65	W(A)
2/26/94	89-71	W(H)

2/25/95	63-49	W(A)
1/7/96	52-62	L(H)
1/5/97	63-73	L(A)
1/14/98	74-71	WOT(H)
1/14/99	59-67	L(A)
2/26/99	81-71	W(N)
1/20/2000	59-66	L(H)
1/18/01	64-87	L(A)
3/1/01	57-72	L(N)
1/24/02	59-75	L(H)
3/1/02	62-74	L(N)
1/16/03	39-82	L(A)
1/18/04	69-70	L(H)
2/17/05	58-81	L(A)
12/18/05	36-66	L(H)
3/4/06	52-79	L(N)
1/18/07	58-76	L(A)
1/27/08 !	46-72	L(H)
2/21/08	48-52	L(A)
3/8/08	49-66	L(N)
1/25/09	56-59	L(H)
2/22/09	56-57	L(A)
1/28/10	71-62	W(A)
2/13/11	49-47	W(H)
3/4/11	60-58	W(N)
2/5/12	51-61	L(A)
3/3/12	61-72	L(N)
1/27/13	73-60	W(H)
2/24/13	72-77	L(A)
2/2/14	63-56	W(H)
1/18/15	79-84	L(A)
2/7/16	70-58	W(H)
3/3/16	79-71	W(N)
1/19/17	55-42	W(A)
2/4/18 !	70-72	L(H)

**Louisiana Tech 0-3**

3/20/82	60-82	L(A)
1/3/87	63-64	L(H)
1/4/89	63-95	L(A)

**Louisville 34-20**

at Lexington: UK leads 22-5  
at Louisville: UL leads 14-11  
at Neutral: Series tied 1-1

**Overall Streak:** UL has won two  
**Largest Margin of Victory:** +36,  
UK 75 - UL 39, 12/15/75 (A)  
**Largest Margin of Defeat:** -26,  
UK 52 - UL 78, 12/5/10 (A)

*2/17/12	19-13	W(H)
*1/17/13	20-19	W
*3/5/13	23-14	W
*1/30/14	12-23	L(H)
*2/3/14	20-19	W(A)
*1/22/15	27-16	W(H)
*2/27/15	8-11	L(A)
*2/5/16	10-12	L(H)
*2/22/16	32-24	W(A)
*3/10/17	24-12	W(H)
*2/28/22	9-10	L(H)
*1922-23	5-8	L(A)
*1922-23	18-6	W(H)
*1922-23	18-6	W
*1/26/24	No Score	W(H)

*2/2/24	15-9	W(A)
12/15/75	75-37	W(A)
1/11/75	57-40	W(H)
3/3/76	75-59	W(H)
12/19/77	94-88	WOT(A)
1/29/77	45-60	L(A)
2/24/77	73-92	L(H)
3/3/77	85-61	W(H)
1/11/78	85-72	W(H)
12/11/79	76-57	W(A)
1/8/79	49-51	L(A)
2/6/79	67-68	L(H)
3/3/79	61-65	L(N)
2/16/80	83-64	W(H)
2/29/80	85-54	W(H)
1/8/81	88-66	W(A)
2/14/81	83-59	W(H)
2/23/82	84-80	W(H)
1/20/83	79-66	W(A)
2/25/84	94-83	W(H)
1/19/85	63-67	L(A)
2/14/86	87-77	W(H)
11/27/87	98-77	W(H)
2/21/87	70-48	W(A)
1/18/89	77-73	W(A)
2/15/90	83-68	W(H)
1/17/91	63-70	L(A)
2/19/92	81-71	W(H)
1/6/93	58-53	W(A)
1/19/94	95-62	W(H)
1/11/95	76-77	LOT(A)
2/19/96	74-66	W(H)
2/18/97	52-64	L(A)
11/27/98	73-62	W(N)
1/21/98	62-80	L(A)
1/20/99	69-56	W(A)
2/22/2000	75-65	W(H)
12/9/2000	57-63	L(A)
12/19/01	72-53	W(H)
1/5/03	62-86	L(A)
12/3/03 !	84-80	WOT(H)
12/5/04	49-66	L(H)
12/28/05 !	55-64	L(H)
12/3/06	75-83	L(A)
12/20/07 !	65-80	L(H)
12/14/08	59-75	L(A)
12/20/09	101-67	W(H)
12/5/10	52-78	L(A)
12/4/11	74-54	W(H)
12/2/12	48-47	W(A)
12/1/13 !	69-64	W(H)
12/7/14	77-68	W(A)
12/10/15	72-54	W(H)
12/4/16	69-67	LOT(A)
12/17/17	63-87	L(H)

**Marquette 2-1**

12/2/89	96-68	W(H)
12/19/90	86-60	W(A)
3/30/08	64-69	L(H)

**Marshall 14-2**

\*1971-72 50-77 L  
\*1972-73 51-46 W  
\*2/23/74 50-53 L  
2/5/75 60-45 W(A)  
12/10/75 57-56 W(H)  
12/8/76 65-58 W(A)  
2/1/78 93-43 W(H)  
3/2/81 100-60 W(H)  
2/8/85 95-80 W(H)  
11/22/85 102-73 W(A)  
1/10/88 57-58 L(A)  
1/13/89 72-61 W(H)  
12/1/92 79-44 W(H)  
2/16/94 66-43 W(A)  
2/8/95 91-58 W(H)  
2/7/96 66-72 L(A)  
1/02/03 ! 75-42 W(H)  
12/12/04 73-55 W(A)  
11/26/17 69-39 W(H)

**Maryland 0-1**

3/21/81	82-83	L(A)
---------	-------	------

**Massachusetts 2-0**

11/25/94	73-55	W(H)
12/28/97	57-51	W(N)

**McNeese State 2-0**

11/28/09	85-50	W(H)
3/17/12	68-62	W(N)

**Memphis 3-4**

11/17/77	101-94	W(H)
1/31/82	69-70	L(H)
1/3/83	71-75	L(A)
12/4/93	91-63	W(H)
12/19/94	71-81	L(A)
11/24/01	55-63	L(A)
12/30/06	86-51	W(H)

**Miami (Fla.) 6-2**

2/8/85	108-53	W(H)
12/6/86	71-55	W(A)
12/9/89	80-71	W(N)
3/23/90	80-68	W(N)
12/19/2000	59-74	L(A)
12/1/01	60-57	W(H)
11/11/16	82-66	W(H)
12/10/17	54-65	L(A)

**Miami (Ohio) 16-2**

12/5/82	90-61	W(H)
11/29/84	76-60	W(A)
11/30/89	61-56	W(A)
12/5/90	72-68	W(H)
11/26/91	90-60	W(H)
12/23/95	62-71	L(A)

**Maine 1-0**

3/22/90	76-66	W(N)
---------	-------	------

**Marist 3-0**

12/26/93	96-65	W(H)
12/30/12	78-56	W(H)

11/8/13	75-61	W(A)
---------	-------	------

**Michigan 1-3**

1/23/81	98-71	W(H)
11/22/96	54-68	L(N)
12/8/07	59-63	L(A)
11/15/08	60-70	L(H)

**Michigan State 2-3**

12/8/89	89-72	W(A)
11/27/96	50-76	L(H)
11/25/97	57-71	L(A)
3/20/06	63-67	L(N)
3/22/10	70-52	W(N)

**Middle Tennessee St. 15-4**

at Lexington: UK leads 9-1  
at Murfreesboro: UK leads 5-3

**Overall Streak:** MT has won one  
**Largest Margin of Victory:** +22, UK 68 - MTSU 46, 12/9/12 (H)  
**Largest Margin of Defeat:** -12, MT 70 - UK 58, 12/28/11 (A)

**Middle Tennessee St. 15-4**

2/14/75	53-52	W(n/a)
11/19/77	82-80	W(A)
11/17/78	87-90	L(A)
1/6/83	73-68	W(H)
1/9/84	68-74	L(H)
11/30/85	85-77	W(H)
12/20/86	79-68	W(A)
2/25/88	76-68	W(H)
1/8/89	68-66	W(A)
2/27/90	72-56	W(H)
3/21/08	68-66	WOT(H)
12/28/09	51-57	L(A)
12/29/10	81-72	W(H)
12/28/11	58-70	L(A)
12/9/12	68-46	W(H)
11/24/13	84-72	W(A)
12/12/14	78-62	W(H)
12/13/15	68-52	W(A)
12/9/16	61-48	W(H)
12/28/17	57-62	L(A)

**Minnesota 0-1**

11/23/07	80-92	L(N)
----------	-------	------

**Mississippi State 27-20**

at Lexington: UK leads 12-9  
at Starkville: UK leads 10-9  
at Neutral Sites: UK leads 5-2

**Overall Streak:** MSU has won two  
**Largest Margin of Victory:** +53,  
UK 100 - MSU 47, 1/17/13 (H)

**Mississippi State 27-20**

1/15/79	52-67	L(A)
1/19/80	86-68	W(H)
1/30/81	106-82	W(N)
2/23/85	55-58	L(H)
2/16/86	66-54	W(H)
1/30/87	61-81	L(A)
1/7/88	61-68	L(H)
1/31/89	54-64	L(A)
1/15/90	86-61	W(H)
2/9/91	75-64	W(A)
1/4/92	75-52	W(H)
1/4/93	73-53	W(A)
3/5/93	84-73	W(N)
1/16/94	81-79	W(H)
1/15/95	65-53	W(A)
2/17/96	78-60	W(H)
2/16/97	74-57	W(A)
2/15/98	71-62	W(H)
2/26/98	48-67	L(N)
2/14/99	78-83	L(A)
2/27/2000	46-63	L(H)
2/25/01	66-74	L(A)
1/3/02	54-59	L(H)
2/28/02	75-72	W(N)
2/16/03	46-96	L(A)
1/22/04	67-80	L(A)
2/15/04	41-54	L(H)
1/20/05	59-72	L(A)
2/20/05	55-71	L(H)
2/19/06	51-46	W(A)
1/25/07 !	75-83	L2OT(H)
1/13/08	64-60	W(A)
1/18/09	45-52	L(H)
1/31/10	69-59	W(A)
3/6/10	76-65	W(N)
1/16/11	72-60	W(H)
1/8/12	88-40	W(H)
2/26/12	76-40	W(A)
1/17/13	100-47	W(H)
2/27/14	81-74	WOT(A)
2/12/15	92-90	W2OT(H)
3/6/15	76-67	W(N)
2/18/16	83-60	W(A)
2/23/17	78-75	WOT(H)
2/11/18	55-74	L(A)
2/25/18	63-85	L(H)
3/2/18	58-81	L(N)

**Mississippi State College of Women 0-1**

2/15/75	42-80	L
---------	-------	---

**Mississippi State University for Women 1-1**

11/18/77	78-75	W(A)
11/18/78	76-81	LOT(N)

**Mississippi Valley St. 3-0**

12/19/06	84-37	W(H)
1/1/10	93-48	W(H)
11/27/11	90-51	W(H)





# SCORES VS. ALL OPPONENTS

<b>Missouri</b> <b>6-3</b>	2/6/91	83-67	W(A)	<b>New Mexico</b> <b>1-0</b>	<b>Notre Dame</b> <b>1-1</b>	<b>Ole Miss</b> <b>18-22</b>	<b>Purdue</b> <b>0-2</b>
at Lexington: UK leads 4-0	2/5/92	79-58	W(H)	12/6/99 62-52 W(A)	11/21/10 81-76 W(H)	at Lexington: UK leads 10-8	12/18/99 40-48 L(N)
at Columbia: Tied 2-2	1/13/93	66-38	W(H)	<b>New Orleans</b> <b>1-1</b>	12/18/11 83-92 L(A)	at Oxford: UM leads 13-7	12/1/2000 67-87 L(H)
at Neutral: MU leads 1-0	2/15/95	78-49	W(H)	1/30/84 85-68 W(H)	<b>Oakland</b> <b>1-0</b>	at Neutral Sites: Tied 1-1	
<b>Overall Streak:</b> MU has won two	11/17/09	72-55	W(A)	2/1/85 81-86 L(A)	3/15/07 65-56 W(A)	<b>Overall streak:</b> UK has won one	
<b>Largest Margin of Victory:</b> +26,	11/12/10	82-48	W(H)	<b>Nicholls State</b> <b>1-0</b>		<b>Largest Margin of Victory:</b> +41,	<b>Radford</b> <b>2-0</b>
UK 69 - MU 43, 1/13/13 (A)	11/11/11	96-60	W(A)	12/21/04 ! 106-51 W(H)	<b>Ohio State</b> <b>9-14</b>	UK 82 - UM 41, 2/2/12 (H)	11/26/88 89-83 W(H)
<b>Largest Margin of Defeat:</b> -35,	11/23/12	73-37	W(H)		2/2/75 66-77 L(A)	<b>Largest Margin of Defeat:</b> -31,	12/18/16 59-36 W(H)
MU 86 - UK 51, 11/25/00 (N)	11/19/14	91-62	W(H)	<b>UNC-Asheville</b> <b>3-0</b>	12/20/75 60-56 W(A)	UM 83 - UK 52, 1/2/97 (A)	
11/25/89 102-84 W(H)	11/18/15	112-57	W(H)	1/24/95 98-76 W(H)	2/16/76 50-70 L(A)	2/9/80 62-79 L(N)	<b>Rice</b> <b>1-0</b>
11/25/2000 51-86 L(N)	11/23/16	80-57	W(H)	2/1/95 70-55 W(A)	11/30/77 58-70 L(H)	2/1/84 69-59 W(H)	11/13/15 72-39 W(H)
1/13/13 69-43 W(A)	11/22/17	86-53	W(H)	3/19/16 85-31 W(N)	12/2/78 70-59 W(H)	2/3/85 56-82 L(A)	
1/12/14 80-69 W(H)	<b>Morris Brown</b> <b>1-0</b>			<b>UNC-Chapel Hill</b> <b>0-5</b>	1/27/80 90-59 W(H)	1/8/86 ! 69-72 L(H)	<b>Rutgers</b> <b>3-2</b>
1/25/15 83-69 W(A)	12/23/02 106-32 W(H)			1/7/78 65-73 L(A)	12/12/81 69-75 L(A)	1/28/87 64-72 L(A)	1/12/80 ! 97-78 W(H)
2/25/16 69-69 W(H)				12/31/93 75-80 LOT(N)	12/2/82 73-60 W(H)	2/2/88 67-75 L(H)	1/11/81 67-69 LOT(A)
1/5/17 64-62 W(H)	<b>Morris Harvey College</b> <b>1-0</b>			11/28/01 64-102 L(A)	12/2/83 73-68 W(A)	1/28/89 52-70 L(A)	2/16/83 89-80 W(A)
1/30/17 73-67 L(A)	12/1/76 78-70 W(A)			11/25/03 ! 59-75 L(H)	11/27/84 ! 74-61 W(H)	1/27/90 ! 64-71 L(H)	1/17/84 74-45 W(H)
2/8/18 78-83 L(A)				3/21/11 74-86 L(N)	12/30/85 70-66 W(A)	2/16/91 87-81 W(A)	11/27/04 60-74 L(N)
				<b>UNC-Charlotte</b> <b>0-1</b>	12/12/86 71-76 L(H)	2/23/92 69-82 L(H)	
<b>Montana</b> <b>1-0</b>	<b>Mount Saint Joseph</b> <b>3-0</b>			12/11/92 54-57 L(N)	11/29/88 80-82 L(H)	12/18/93 47-51 L(H)	<b>Sacramento State</b> <b>1-0</b>
11/16/17 71-54 W(A)	1/31/75 72-39 W				11/28/89 86-89 L3OT(A)	2/20/93 65-77 L(A)	11/10/17 101-70 W(H)
	1/31/76 53-50 W(A)			<b>North Carolina State</b> <b>2-3</b>	11/28/90 107-73 W(H)	12/17/95 58-66 L(A)	
<b>Morehead State</b> <b>30-4</b>	2/21/77 85-64 W(H)			3/6/80 63-71 L(A)	1/7/92 94-101 LOT(A)	1/3/96 60-68 L(H)	<b>Saint Francis (Pa.)</b> <b>1-0</b>
at Lexington: UK leads 20-1				12/4/81 67-77 L(A)	12/21/93 81-94 L(H)	1/2/97 52-83 L(A)	1/2/05 85-73 W(H)
(since 1976)	<b>Murray State</b> <b>13-0</b>			3/10/81 75-74 WOT(H)	12/2/94 59-75 L(A)	1/10/98 76-49 L(H)	
at Morehead: UK leads 8-3	*3/10/72 43-44 L(N)			12/28/84 78-69 W(A)	11/29/95 67-77 L(H)	1/10/99 57-60 L(A)	<b>Samford</b> <b>2-0</b>
(since 1976)	*2/12/72 43-38 W(N)			12/30/95 62-66 L(N)	12/4/96 66-84 L(A)	2/25/99 75-59 W(N)	12/21/11 90-61 W(H)
<b>Overall Streak:</b> UK has won 13	*2/17/73 52-45 W(A)			<b>North Carolina A&amp;T</b> <b>2-0</b>	12/4/96 66-84 L(A)	2/24/2000 59-57 W(A)	11/27/16 82-57 W(H)
<b>Largest Margin of Victory:</b> +68,	*3/2/73 47-59 L(H)			12/6/05 71-40 W(H)	12/3/97 68-51 W(H)	2/22/01 54-75 L(H)	
UK 112 MSU 57, 11/18/15 (H)	*3/2/74 53-49 W(N)			1/1/09 72-63 W(H)	11/19/98 92-84 WOT(A)	2/7/02 66-76 L(A)	<b>Sam Houston State</b> <b>2-0</b>
<b>Largest Margin of Defeat:</b> -17,	2/29/75 47-45 W(A)			<b>Northeastern</b> <b>2-0</b>	1/6/07 51-53 L(A)	1/23/03 83-66 W(H)	11/23/01 100-55 W(N)
MSU 86 - UK 69, 2/24/79 (A)	12/13/77 102-64 W(H)			12/29/97 76-39 W(N)	3/19/17 82-68 L(H)	2/01/04 88-90 LOT2(A)	11/25/11 73-52 W(H)
*2/11/70 56-30 W	2/16/78 79-58 W(A)			11/17/11 81-47 W(H)	<b>Ohio</b> <b>2-1</b>	1/16/05 70-63 W(H)	
*3/4/70 50-48 W	12/6/78 86-68 W(A)			<b>North Carolina State</b> <b>2-3</b>	12/2/82 73-60 W(H)	1/22/06 81-75 W(A)	<b>San Francisco</b> <b>0-1</b>
*2/12/71 62-29 W	2/3/79 82-72 W(H)			12/4/81 67-77 L(A)	12/28/87 98-85 W(H)	2/16/06 65-61 W(H)	11/29/03 67-59 L(A)
*2/20/71 56-40 W	3/1/79 82-59 W(N)			3/10/81 75-74 WOT(H)	12/28/87 98-85 W(H)	1/14/07 65-67 LOT(H)	
*1971/72 56-33 W	12/10/80 72-63 W(A)			12/28/84 78-69 W(A)	12/3/88 77-80 L(A)	2/8/07 69-61 W(A)	<b>Seton Hall</b> <b>1-0</b>
50-47 W	1/31/80 95-59 W(H)			12/30/95 62-66 L(N)	<b>Oklahoma</b> <b>3-1</b>	2/7/08 ! 59-54 W(H)	12/5/81 90-62 W(A)
*1972/73 54-39 W	2/25/80 76-67 W(A)			<b>Northeastern</b> <b>2-0</b>	3/30/10 68-88 L(N)	2/1/09 60-69 L(A)	
52-42 W	1/3/81 81-54 W(H)			12/29/97 76-39 W(N)	11/28/14 92-88 WOT(N)	2/4/10 80-66 W(H)	<b>South Alabama</b> <b>1-0</b>
*1/28/74 32-37 L	12/4/92 89-55 W(H)			11/17/11 81-47 W(H)	3/20/16 79-58 W(N)	1/27/11 74-68 W(A)	12/30/07 66-56 W(A)
*2/22/74 55-33 W	2/23/94 74-67 W(A)			<b>Northeast Louisiana</b> <b>1-0</b>	12/1/16 82-68 W(H)	2/2/12 82-41 W(H)	
*3/2/74 55-33 W	11/26/10 91-59 W(N)			12/29/90 73-66 W(A)	<b>Oklahoma State</b> <b>0-1</b>	2/28/13 90-65 W(A)	<b>South Carolina</b> <b>33-30</b>
2/10/75 58-41 W	<b>Northern Kentucky</b> <b>12-4</b>			<b>Northern Kentucky</b> <b>12-4</b>	12/19/92 57-61 L(N)	2/13/14 108-78 W(H)	at Lexington: UK leads 20-9
2/28/75 71-40 W	1/14/75 68-56 W(H)			12/16/75 55-56 L(A)	<b>Oklahoma State</b> <b>0-1</b>	1/4/15 64-58 W(H)	in Memorial: UK leads 20-7
1/17/76 104-63 W(H)	12/16/75 55-56 L(A)			11/29/76 60-58 W(A)	12/28/87 98-85 W(H)	2/23/15 59-67 L(A)	at Columbia: USC leads 18-10
2/2/76 75-60 W(A)	11/29/77 83-65 W(A)			12/19/78 53-71 L(H)	12/28/87 98-85 W(H)	1/21/16 65-73 L(A)	at Neutral: UK leads 4-2
2/22/77 84-73 W(H)	2/14/77 ! 83-89 L(H)			2/11/78 79-72 W(H)	<b>Old Dominion</b> <b>3-8</b>	1/26/17 89-57 W(H)	<b>Overall Streak:</b> USC has won eight
12/17/77 72-73 L(A)	12/19/78 53-71 L(H)			1/30/79 72-71 W(A)	3/11/78 66-82 L(A)	2/22/18 79-71 W(A)	<b>Largest Margin of Victory:</b> +28,
1/25/77 76-68 W(A)	2/11/78 79-72 W(H)			3/2/79 69-71 L(N)	1/28/79 65-81 L(H)		UK 93 - USC 65, 2/21/99 (H)
12/11/78 76-83 L(H)	1/30/79 72-71 W(A)			1/9/80 79-63 W(A)	1/20/82 68-91 L(A)	<b>Oregon</b> <b>0-1</b>	<b>Largest Margin of Defeat:</b> -46,
2/23/78 75-68 W(H)	2/10/81 88-75 W(A)			2/12/80 62-61 W(H)	2/5/83 80-66 W(H)	3/12/80 81-86 L(A)	USC 97 - UK 51, 2/27/03 (A)
3/3/78 84-76 W(H)	11/26/90 97-79 W(H)			1/6/81 82-69 W(H)	12/29/84 59-66 L(N)		1/10/79 41-66 L(H)
2/24/79 69-86 L(A)	12/3/14 82-64 W(H)			2/10/81 88-75 W(A)	1/28/84 72-81 L(A)	<b>Oregon State</b> <b>1-0</b>	1/3/80 61-84 L(A)
1/22/80 86-67 W(H)	<b>Northwestern</b> <b>2-1</b>			1/9/80 79-63 W(A)	1/13/85 63-64 L(H)	11/25/04 73-70 W(N)	1/24/81 70-65 WOT(H)
2/20/80 90-79 W(A)	12/2/95 42-78 L(A)			1/9/80 79-63 W(A)	1/10/86 69-74 L(A)		3/14/81 87-69 W(N)
3/1/80 80-61 W(H)	11/23/03 67-60 W(H)			1/6/81 82-69 W(H)	1/23/87 85-70 W(H)	<b>Pacific</b> <b>1-0</b>	2/13/82 81-91 L(A)
1/1/81 84-64 W(H)	12/1/04 70-63 W(A)			2/10/81 88-75 W(A)	11/18/06 69-55 W(A)	11/29/02 77-61 W(N)	3/18/82 73-69 W(N)
2/21/81 66-51 W(A)				11/26/90 97-79 W(H)	12/28/07 62-71 L(H)		12/10/83 77-69 W(A)
11/24/84 77-66 W(H)	<b>Nebraska</b> <b>2-2</b>			12/3/14 82-64 W(H)	12/2/16 84-65 W(A)	<b>Pepperdine</b> <b>2-0</b>	2/2/83 89-77 W(H)
12/2/85 73-58 W(H)	1/4/84 86-90 L(H)			<b>Nebraska Omaha</b> <b>1-0</b>		1/2/91 73-64 W(A)	12/1/84 75-63 W(H)
12/20/87 101-83 W(H)	11/29/97 59-68 L(A)			11/23/11 81-48 W(H)		12/18/12 80-62 W(A)	12/3/91 75-63 W(A)
1/7/87 73-57 W(A)	3/13/99 98-92 W(N)			<b>New Hampshire</b> <b>1-0</b>			12/9/92 76-55 W(H)
1/3/89 70-74 L(A)	3/28/10 76-67 W(N)			11/17/16 92-43 W(H)		<b>Pittsburgh</b> <b>1-0</b>	1/8/94 82-63 W(A)
2/20/90 106-71 W(H)						12/18/76 74-67 W(N)	3/4/94 83-80 W(N)





# SCORES VS. ALL OPPONENTS

1/7/95	85-67	W(H)	<b>Southern</b>	<b>1-0</b>	3/13/81	49-58	L(N)	11/22/09	65-55	W(H)	<b>Union College</b>	<b>1-0</b>	2/20/12	70-61	W(H)		
1/24/96	53-66	L(H)	12/21/06	70-44	W(H)	1/28/82	76-81	L(A)	12/11/10	79-64	W(A)	3/5/75	80-66	W	2/10/13	75-53	W(A)
2/24/96	65-76	L(A)				2/18/82	61-65	L(H)							3/8/13	76-65	W(N)
1/29/97	59-68	L(A)	<b>Southern Illinois</b>	<b>4-0</b>	2/28/82	80-74	W(H)	<b>UT-Martin</b>	<b>5-0</b>		<b>UCLA</b>	<b>1-4</b>	3/2/14	65-63	W(H)		
2/22/97	76-52	W(H)	1/16/82	74-56	W(H)	2/9/83	85-95	L(H)	1/22/77	63-56	W(N)	1/6/78	72-97	L(A)	2/8/15	82-68	W(A)
2/8/98	87-73	W(H)	12/4/85	66-62	W(H)	2/27/83	81-69	W(A)	11/22/98	90-60	W(A)	12/21/81	83-72	W(H)	3/5/15	67-61	W(N)
2/21/98	65-67	L(A)	11/25/02	79-53	W(H)	1/25/84	63-75	L(H)	12/28/99	93-55	W(H)	12/28/94	65-74	L(A)	1/28/16	69-71	L(H)
2/11/99	78-76	W(A)	11/25/06	78-59	W(N)	2/12/84	65-67	L(A)	12/22/09	87-47	W(H)	11/29/98	54-64	L(N)	2/14/16	71-55	W(A)
2/21/99	93-65	W(H)				1/23/85	76-72	WOT(A)	12/30/10	68-47	W(H)	3/15/99	63-87	L(A)	2/5/17	71-63	W(H)
2/13/2000	73-71	W(H)	<b>Southern Indiana</b>	<b>1-0</b>	2/13/85	66-77	L(H)				<b>Valdosta State</b>	<b>1-0</b>	1/15/18	55-70	L(A)		
2/20/2000	51-64	L(A)	11/5/17	87-56	W(H)	1/24/86	96-82	W(H)			11/27/83	89-69	W(H)				
2/11/01	62-70	L(A)				1/11/87	64-76	L(A)	<b>Tennessee State</b>	<b>6-0</b>							
2/18/01	61-59	W(H)	<b>Southern Mississippi</b>	<b>3-0</b>	2/18/88	75-99	L(H)	1/15/87	91-65	W(H)					<b>Villanova</b>	<b>1-0</b>	
1/20/02	49-78	L(A)	12/28/01	59-44	W(N)	3/5/88	66-100	L(N)	1/30/88	88-70	W(A)				12/30/96	63-54	W(A)
2/10/02	73-74	L(H)	11/27/10	79-60	W(A)	1/21/89	57-101	L(A)	12/22/05	105-45	W(H)						
2/2/03	46-49	L(H)	11/19/11	88-7	W(H)	1/22/90	60-76	L(H)	12/28/14	87-75	W(H)						
2/27/03	51-97	L(A)				1/12/91	70-80	L(A)	3/20/15	97-52	W(H)					<b>VCU</b>	<b>1-1</b>
1/25/04	75-61	W(A)	<b>Southern Utah</b>	<b>1-0</b>	2/8/92	52-77	L(H)	12/28/16	81-39	W(H)					1/31/01	57-67	L(H)
2/26/04	71-54	W(H)	1/17/90	98-39	W(H)	3/8/92	80-94	L(N)							12/16/01	66-61	W(A)
1/30/05	66-50	W(H)				2/6/93	61-85	L(A)	<b>Tennessee Tech</b>	<b>9-6</b>							
2/24/05	47-60	L(A)	<b>SW Missouri St.</b>	<b>1-1</b>	2/18/94	89-95	LOT(H)	12/6/7	571-79	L(A)							
1/8/06	72-60	W(H)	12/22/96	64-58	W(H)	2/19/95	41-67	L(A)	1/22/75	Forfeit	W(n/a)						
2/9/06	75-71	W(A)	11/21/97	54-74	L(A)	3/4/95	62-74	L(N)	3/5/75	68-84	L(n/a)						
1/4/07	59-55	W(H)				1/14/96	45-60	L(H)	12/4/76	72-70	W(H)						
1/28/07	56-66	L(A)	<b>Spalding</b>	<b>1-0</b>	1/12/97	61-84	L(A)	12/5/77	69-89	L(A)							
1/24/08	66-62	W(A)	*1971	37-30	W	1/18/98	65-93	L(H)	1/22/77	69-92	L(A)						
3/2/08 !	57-65	L(H)				1/17/99	60-98	L(A)	2/21/78	81-72	W(H)						
2/5/09	61-47	W(H)	<b>Stetson</b>	<b>2-0</b>	1/23/2000	65-71	L(H)	1/9/82	72-55	W(A)							
3/1/09	70-53	W(A)	12/20/89	93-58	W(A)	1/30/2000	48-77	L(A)	1/10/83	102-67	W(H)						
1/14/10	71-79	L(A)	11/22/05	84-38	W(H)	1/2/85	87-75	W(H)	1/2/86	65-69	LOT(A)						
2/21/10	71-50	W(H)				1/21/01	38-110	L(H)	12/7/87	78-69	W(H)						
1/13/11	66-48	W(H)	<b>St. John's</b>	<b>2-1</b>	2/24/02	64-89	L(A)	2/7/89	68-88	L(A)							
2/10/11	61-66	L(A)	12/6/91	83-77	W(N)	3/2/03	69-84	L(H)	12/7/10	77-53	W(H)						
1/15/12	66-58	W(A)	12/29/91	64-73	L(H)	1/29/04	72-81	L(H)	12/3/17	82-54	W(H)						
2/23/12	53-50	W(H)	11/26/94	67-54	W(H)	1/23/05	49-67	L(A)									
1/24/13	50-55	L(A)				1/26/06 !	66-63	W(H)	<b>Texas</b>	<b>0-2</b>							
2/14/13	78-74	W(H)	<b>Syracuse</b>	<b>3-0</b>	2/11/07	62-84	L(A)	3/17/78	60-75	L(N)							
1/9/14	59-68	L(A)	3/18/81	87-63	W(H)	1/17/08	40-65	L(H)	11/24/07	60-72	L(N)						
2/20/14	58-81	L(H)	12/21/95	83-63	W(N)	2/3/08	51-79	L(A)									
3/8/14	68-58	W(N)	3/24/14	64-59	W(H)	1/8/09	64-69	L(A)	<b>Texas A&amp;M</b>	<b>4-5</b>							
1/11/15	60-68	L(A)				2/19/09	66-56	W(H)	<b>at Lexington:</b>	TAMU leads 2-1							
3/1/15	67-56	W(H)	<b>Temple</b>	<b>1-1</b>	2/25/10	65-81	L(N)	2/19/09	66-56	W(H)							
1/14/16	62-73	L(H)	11/17/01	64-55	W(H)	3/7/10	62-70	L(N)	<b>at College Station:</b>	UK leads 3-1							
2/4/16	68-78	L(A)	12/13/03	82-86	LOT(A)	2/7/11	67-73	L(H)	<b>at Neutral Sites:</b>	TAMU leads 1-0							
3/5/16	63-93	L(N)				3/6/11	65-90	L(N)	<b>Overall streak:</b>	TAMU has won two							
2/2/17	75-63	L(H)	<b>Tennessee</b>	<b>11-55</b>	1/12/12	61-60	W(H)	1/2/86	65-69	LOT(A)							
2/26/17	95-87	L(A)	<b>at Lexington:</b>	UT leads 22-9	2/13/12	54-91	L(A)	1/2/86	65-69	LOT(A)							
3/4/17	89-77	L(N)	<b>in Memorial:</b>	UT leads 21-8	3/3/13	78-65	W(H)	1/2/86	65-69	LOT(A)							
1/21/18 !	64-81	L(H)	<b>at Knoxville:</b>	UT leads 23-3	2/16/14	75-71	W(A)	1/2/86	65-69	LOT(A)							
2/18/18	63-81	L(A)	<b>at Neutral Sites:</b>	UT leads 9-0	3/9/14	70-71	L(N)	1/2/86	65-69	LOT(A)							
			<b>Overall Streak:</b>	UT has won two	1/29/15	72-73	L(H)	1/2/86	65-69	LOT(A)							
			<b>Largest Margin of Victory:</b>	+14, UK 96 - UT 82, 1/24/86 (H)	2/15/15	58-72	L(A)	1/2/86	65-69	LOT(A)							
			<b>Largest Margin of Defeat:</b>	-72, UT 110 - UK 38, 1/21/01 (H)	3/7/15	64-75	L(H)	1/2/86	65-69	LOT(A)							
			1/23/76	67-70	L(A)	1/25/16	64-63	W(H)	1/2/86	65-69	LOT(A)						
			11/13/76	53-107	L(A)	1/1/17	72-65	L(A)	1/8/17	77-68	L(H)						
			1/7/77	57-82	L(H)	12/31/17 !	49-63	L(H)	1/4/18	70-74	L(A)						
			1/28/78	90-92	L2OT(H)												
			2/25/78	66-99	L(A)	<b>UT-Chattanooga</b>	<b>9-0</b>		<b>Texas-Pan American</b>	<b>1-0</b>							
			3/10/78	60-76	L(N)	2/24/75	67-59	W(n/a)	1/2/07	77-45	W(H)						
			1/20/79	66-64	W(H)	1/21/77	75-58	W(N)									
			2/17/79	51-89	L(A)	11/30/81	82-51	W(H)	<b>Toledo</b>	<b>2-1</b>							
			2/2/80	83-91	LOT(H)	1/22/81	88-64	W(H)	3/24/90	85-76	W(N)						
			2/6/81	65-81	L(A)	3/20/05	91-54	W(H)	11/25/95	88-76	W(H)						
						3/18/06	69-59	W(N)	12/7/96	54-80	L(A)						
						3/19/09	81-76	WOT(H)									



# SCORES VS. ALL OPPONENTS

12/1/99	75-48	W(H)
12/8/01	79-84	L(A)
12/7/02	83-88	L(H)
12/22/03	76-63	W(A)
11/30/07 !	74-78	LOT(H)
12/4/08	57-66	L(A)

**Western Michigan 2-0**

12/22/85	84-60	W(H)
11/23/96	61-44	W(A)

**West Virginia AAU 1-0**

12/13/75	50-40	W(H)
----------	-------	------

**West Virginia 2-1**

11/25/84	70-63	W(H)
12/12/92	73-63	W(N)
3/28/05	75-80	L2OT(H)

**Wichita State 2-0**

11/29/91	79-58	W(H)
12/20/98	58-51	W(A)

**William & Mary 1-0**

12/4/07	75-44	W(H)
---------	-------	------

**Winthrop 1-0**

1/3/2000	94-39	W(H)
----------	-------	------

**Wisconsin 0-2**

3/22/07	61-67	L(A)
3/22/09	45-49	L(A)

**Wofford 1-0**

1/7/08	67-57	W(H)
--------	-------	------

**Wright State 1-0**

3/22/14	106-60	W(H)
---------	--------	------

**Xavier 1-6**

12/31/99	67-68	L(H)
12/6/2000	62-80	L(A)
12/10/03	60-75	L(H)
12/28/04	67-75	L(A)
3/24/05	67-62	W(H)
1/1/08	46-51	L(H)
12/2/08	44-67	L(A)

**Yale 1-0**

11/28/08	87-82	W(N)
----------	-------	------

*Note: Varsity records begin in 1974-75 season*

*\* Denotes games played before 1974-75; ! Denotes games played in Rupp Arena*



# KENTUCKY IN THE NATIONAL RANKINGS

*Kentucky Week-By-Week In The Associated Press Poll*

Year	PS	1	2	3	4	5	6	7	8	9	10	11	12	13	14	15	16	17	18	19	20	Final	#
76-77		--	19	17	18	19	19	19	--	--	--	--	--	--	--	--	--	--	--	--	--	--	1-2
77-78		19	19	--	--	--	T20	--	--	--	--	--	--	--	--	--	--	--	--	--	--	--	1-4
78-79		--	--	--	--	--	--	--	--	--	--	--	--	--	--	--	--	--	--	--	--	--	1-3
79-80		--	--	--	--	18	18	--	18	17	17	15	15	15	13	11	13	14				14	1-2
80-81		17	17	14	15	14	14	14	11	9	7	10	10	9	10	10	10	11	11			12	2-2
81-82		13	12	13	16	16	16	14	10	8	8	11	11	14	17	13	14	14	13			13	4-6
82-83		8	7	7	5	5	5	5	7	7	7	7	4	7	8	6	11	11				12	5-3
83-84		--	--	--	--	20	--	--	--	--	--	--	--	--	--	--	--	--	--	--	--	--	2-8
84-85		--	--	14	14	13	13	13	13	12	15	17	19	19	--	--	--	--	--	--	--	--	2-3
85-86		--	--	--	--	--	--	--	--	--	--	--	--	--	--	--	--	--	--	--	--	--	3-3
86-87		--	--	--	--	--	--	--	--	--	--	--	--	--	--	--	--	--	--	--	--	--	1-7
87-88		--	--	--	--	--	--	--	--	--	--	--	--	--	--	--	--	--	--	--	--	--	0-6
88-89		--	--	--	--	--	--	--	--	--	--	--	--	--	--	--	--	--	--	--	--	--	0-5
89-90		--	--	--	--	--	--	25	--	--	--	--	--	--	--	--	--	--	--	--	--	--	0-5
90-91		--	--	--	--	--	--	--	--	--	--	--	--	--	--	--	--	--	--	--	--	--	0-5
91-92		--	--	--	--	--	--	--	--	--	--	--	--	--	--	--	--	--	--	--	--	--	2-7
92-93		--	--	--	--	--	--	24	25	--	25	--	--	--	--	--	--	--	--	--	--	--	3-4
93-94		--	--	--	--	--	--	--	--	--	--	--	--	--	--	--	--	--	--	--	--	--	0-8
94-95		--	--	--	--	--	--	--	--	--	--	--	--	--	--	--	--	--	--	--	--	--	1-7
95-96		--	--	--	--	--	--	--	--	--	--	--	--	--	--	--	--	--	--	--	--	--	1-9
96-97		--	--	--	--	--	--	--	--	--	--	--	--	--	--	--	--	--	--	--	--	--	1-7
97-98		--	--	--	--	--	--	--	--	--	--	--	--	--	--	--	--	--	--	--	--	--	2-4
98-99		--	--	--	--	--	--	--	--	--	--	--	--	--	--	--	--	--	--	--	--	--	3-6
99-00		--	--	--	--	--	--	--	--	--	--	--	--	--	--	--	--	--	--	--	--	--	1-8
00-01		--	--	--	--	--	--	--	--	--	--	--	--	--	--	--	--	--	--	--	--	--	0-10
01-02		--	--	--	--	--	--	--	--	--	--	--	--	--	--	--	--	--	--	--	--	--	0-8
02-03		--	--	--	--	--	--	--	--	--	--	--	--	--	--	--	--	--	--	--	--	--	0-8
03-04		--	--	--	--	--	--	--	--	--	--	--	--	--	--	--	--	--	--	--	--	--	0-7
04-05		--	--	--	--	--	--	--	--	--	--	--	--	--	--	--	--	--	--	--	--	--	1-5
05-06		--	--	--	--	--	--	--	--	--	--	--	21	--	--	--	--	--	--	--	--	--	2-5
06-07		21	20	24	--	--	--	--	--	--	--	--	--	--	--	--	--	--	--	--	--	--	0-7
07-08	rv	rv	--	--	--	--	--	--	--	--	--	--	--	--	--	--	--	--	--	--	--	--	3-9
08-09		--	--	--	--	--	--	--	--	--	--	--	--	--	--	--	--	--	--	--	--	--	1-6
09-10		--	--	--	rv	rv	rv	rv	rv	rv	rv	rv	--	20	17	16	16	19	19	19	19	--	5-5
10-11	9	9	9	9	8	14	13	11	11	10	19	19	17	16	15	19	20	16	17	17	--	1-5	
11-12	17	17	17	14	12	10	8	8	6	11	9	6	6	6	7	7	13	10	12	12	--	6-3	
12-13	6	6	6	9	9	7	7	7	7	6	6	5	5	8	10	9	T8	10	7	7	--	8-5	
13-14	7	7	7	7	7	5	5	5	6	6	9	10	9	13	15	18	15	12	12	10	--	6-5	
14-15	11	11	13	9	13	8	8	12	11	19	19	14	10	11	10	11	13	12	11	--	--	6-6	
15-16	18	--	13	12	11	8	8	7	7	10	9	9	12	18	18	16	15	13	12	--	--	8-3	
16-17	19	15	20	17	15	19	18	17	24	rv	rv	rv	25	rv	rv	22	20	19	18	--	--	3-7	
17-18	rv	25	22	20	20	rv	rv	--	--	--	--	--	--	--	--	--	--	--	--	--	--	0-11	

Note: The poll was launched at the Philadelphia Inquirer with the start of the 1976-77 season. In 1989-90, the poll increased from 20 to 25 teams. Release dates and the number of weekly rankings per season varied from year-to-year. \*Dates do not include preseason rankings; PS - Preseason rankings (started in 1962); # - Record vs. Ranked Opponents; rv - receiving votes

## UK FINISHES IN NATIONAL RANKINGS - AP POLL

Year	Rank	Team	Year	Rank	Team	Year	Rank	Team	Year	Rank	Team	Year	Rank	Team	Year	Rank	Team
1980	1	Old Dominion	1982	1	Louisiana Tech	2010	1	Connecticut	2012	1	Baylor	2014	1	Connecticut	2016	1	Connecticut
2	Tennessee	2	Cheyney	2	Stanford	2	Stanford	2	Notre Dame	2	Notre Dame	2	Notre Dame	2	Notre Dame	2	Notre Dame
3	Louisiana Tech	3	Maryland	3	Tennessee	3	Tennessee	3	Connecticut	3	Connecticut	3	Connecticut	3	South Carolina	3	South Carolina
4	South Carolina	4	Texas	4	Old Dominion	4	Nebraska	4	Stanford	4	Stanford	4	Stanford	4	South Carolina	4	Maryland
5	Stephen F. Austin	5	Rutgers	5	Long Beach State	5	Xavier	5	Duke	5	Duke	5	Duke	5	Baylor	5	Baylor
6	Maryland	6	Long Beach State	6	Penn State	6	Ohio State	6	UCLA	6	UCLA	6	UCLA	6	Stanford	6	Stanford
7	Texas	7	North Carolina State	7	Villanova	7	Notre Dame	7	Notre Dame	7	Notre Dame	7	Notre Dame	7	West Virginia	7	West Virginia
8	Rutgers	8	North Carolina State	8	N.C. State	8	Ohio State	8	Ohio State	8	Ohio State	8	Ohio State	8	Florida Gulf Coast	8	Florida Gulf Coast
9	Long Beach State	9	Kentucky	9	Kentucky	9	Texas A&M	9	Texas A&M	9	Texas A&M	9	Texas A&M	9	Texas A&M	9	Texas A&M
10	North Carolina State	10	Northwestern	10	Mercer	10	Michigan State	10	Michigan State	10	Michigan State	10	Michigan State	10	Northwestern	10	Northwestern
11	Kansas	11	Oregon	11	Oregon	11	Green Bay	11	Green Bay	11	Green Bay	11	Green Bay	11	Ohio State	11	Ohio State
12	Cheyney	12	Central Missouri	12	Central Missouri	12	North Carolina	12	North Carolina	12	North Carolina	12	North Carolina	12	California	12	California
13	Kansas State	13	San Francisco	13	San Francisco	13	Florida State	13	Florida State	13	Florida State	13	Florida State	13	Nebraska	13	Nebraska
14	Kentucky	14	Brigham Young	14	Brigham Young	14	Florida State	14	Florida State	14	Florida State	14	Florida State	14	Penn State	14	Penn State
15	Northwestern	15		15		15	Maryland	15	Maryland	15	Maryland	15	Maryland	15	Texas A&M	15	Texas A&M
16	Mercer	16		16		16	Florida State	16	Florida State	16	Florida State	16	Florida State	16	N.C. State	16	N.C. State
17	Oregon	17		17		17	Maryland	17	Maryland	17	Maryland	17	Maryland	17	Purdue	17	Purdue
18	Central Missouri	18		18		18	UCLA	18	UCLA	18	UCLA	18	UCLA	18	Gonzaga	18	Gonzaga
19	San Francisco	19		19		19	UCLA	19	UCLA	19	UCLA	19	UCLA	19	Iowa	19	Iowa
20	Brigham Young	20		20		20	UCLA	20	UCLA	20	UCLA	20	UCLA	20	Michigan State	20	Michigan State
1981	1	Louisiana Tech	1983	1	Southern California	2011	1	Connecticut	2013	1	Baylor	2015	1	Connecticut	2017	1	Connecticut
2	Tennessee	2	Cheyney	2	Louisiana Tech	2	Stanford	2	Stanford	2	Notre Dame	2	Notre Dame	2	Notre Dame	2	Notre Dame
3	Old Dominion	3	Long Beach State	3	Texas	3	Tennessee	3	Connecticut	3	Connecticut	3	Connecticut	3	South Carolina	3	South Carolina
4	Southern California	4	UCLA	4	Old Dominion	4	Nebraska	4	Stanford	4	Stanford	4	Stanford	4	South Carolina	4	Maryland
5	Cheyney	5	Maryland	5	Rutgers	5	Xavier	5	Duke	5	Duke	5	Duke	5	Baylor	5	Baylor
6	Long Beach State	6	Rutgers	6	Long Beach State	6	Ohio State	6	UCLA	6	UCLA	6	UCLA	6	Stanford	6	Stanford
7	UCLA	7	Kentucky	7	Kentucky	7	Notre Dame	7	Notre Dame	7	Notre Dame	7	Notre Dame	7	West Virginia	7	West Virginia
8	Maryland	8	Northwestern	8	Northwestern	8	Ohio State	8	Ohio State	8	Ohio State	8	Ohio State	8	Florida Gulf Coast	8	Florida Gulf Coast
9	Rutgers	9	Kansas	9	Kansas	9	Michigan State	9	Michigan State	9	Michigan State	9	Michigan State	9	Texas A&M	9	Texas A&M
10	Kansas	10	N.C. State	10	N.C. State	10	Green Bay	10	Green Bay	10	Green Bay	10	Green Bay	10	Miami	10	Miami
11	Kentucky	11	San Francisco	11	San Francisco	11	North Carolina	11	North Carolina	11	North Carolina	11	North Carolina	11	DePaul	11	DePaul
12	Oregon	12	Brigham Young	12	Brigham Young	12	Florida State	12	Florida State	12	Florida State	12	Florida State	12	NC State	12	NC State
13	N.C. State	13		13		13	Maryland	13	Maryland	13	Maryland	13	Maryland	13	Kentucky	13	Kentucky
14	Stephen F. Austin	14		14		14	UCLA	14	UCLA	14	UCLA	14	UCLA	14	Oregon State	14	Oregon State
15	Illinois State	15		15		15	UCLA	15	UCLA	15	UCLA	15	UCLA	15	Texas A&M	15	Texas A&M
16	Texas	16		16		16	UCLA	16	UCLA	16	UCLA	16	UCLA	16	DePaul	16	DePaul
															South Florida		South Florida
															Nebraska		Nebraska
															Penn State		Penn State
															Texas A&M		Texas A&M
															Iowa		Iowa
															Michigan State		Michigan State
															Colorado State		Colorado State
															West Virginia		West Virginia
															Oklahoma		Oklahoma
															Kansas State		Kansas State
															Missouri		Missouri
															Texas		Texas

# KENTUCKY IN THE NATIONAL RANKINGS

## Kentucky Week-By-Week In The Coaches Poll

Year	PS	2	3	4	5	6	7	8	9	10	11	12	13	14	15	16	17	18	19	Final
84-85		N/A	N/A	N/A	N/A	N/A	N/A	N/A	N/A	N/A	14	16	19	16	25	23	--	--	--	
85-86		--	--	21	20	21	23	22	23	T23	24	24	23	23	--	--	--	--	--	
86-87		--	--	25	20	--	--	--	--	--	--	--	--	--	--	--	--	--	--	
87-88		--	--	--	--	--	--	--	--	--	--	--	--	--	--	--	--	--	--	
88-89		--	--	--	--	--	--	--	--	--	--	--	--	--	--	--	--	--	--	
89-90		--	--	--	--	--	--	25	--	--	--	--	--	--	--	--	--	--	--	
90-91		--	--	--	--	--	--	--	--	--	--	--	--	--	--	--	--	--	--	
91-92		--	--	--	--	--	--	--	--	--	--	--	--	--	--	--	--	--	--	
92-93		--	--	--	--	--	23	23	23	23	--	--	--	--	--	--	--	--	--	
93-94		--	--	--	--	--	--	--	--	--	--	--	--	--	--	--	--	--	--	
94-95		--	--	--	--	--	--	--	--	--	--	--	--	--	--	--	--	--	--	
95-96		--	--	--	--	--	--	--	--	--	--	--	--	--	--	--	--	--	--	
96-97		--	--	--	--	--	--	--	--	--	--	--	--	--	--	--	--	--	--	
97-98		--	--	--	--	--	--	--	--	--	--	--	--	--	--	--	--	--	--	
98-99		--	--	--	--	--	--	--	--	--	--	--	--	--	--	--	--	--	--	
99-00		--	--	--	--	--	--	--	--	--	--	--	--	--	--	--	--	--	--	
00-01		--	--	--	--	--	--	--	--	--	--	--	--	--	--	--	--	--	--	
01-02		--	--	--	--	--	--	--	--	--	--	--	--	--	--	--	--	--	--	
02-03		--	--	--	--	--	--	--	--	--	--	--	--	--	--	--	--	--	--	
03-04		--	--	--	--	--	--	--	--	--	--	--	--	--	--	--	--	--	--	
04-05		--	--	--	--	--	--	--	--	--	--	--	--	--	--	--	--	--	--	
05-06		--	--	--	--	--	--	--	--	--	--	23	--	--	--	--	--	--	--	
06-07	16	24	24	--	--	--	--	--	--	--	--	--	--	--	--	--	--	--	--	
07-08		--	--	--	--	--	--	--	--	--	--	--	--	--	--	--	--	--	--	
08-09		--	--	--	--	--	--	--	--	--	--	--	--	--	--	--	--	--	--	
09-10		--	--	--	--	--	--	--	--	--	25	23	18	16	16	14	18	16	15	T9
10-11	10	10	9	9	14	13	11	11	10	19	19	18	18	18	19	20	16	16	22	22
11-12	15	13	11	10	10	7	8	6	9	8	6	6	5	7	8	10	9	11	11	8
12-13	7	7	8	8	6	6	6	6	6	5	4	7	8	7	10	7	7	7	7	8
13-14	8	8	7	7	6	6	6	6	6	10	12	8	12	13	18	15	15	13	11	11
14-15	10	9	10	13	8	8	13	11	11	11	14	10	12	10	10	15	11	11	11	16
15-16	17	13	11	10	8	8	7	7	9	9	9	12	18	18	16	14	13	13	--	13
16-17	19	19	24	20	17	23	24	23	rv	--	--	--	rv	--	--	rv	24	24	--	25
17-18	rv	rv	22	23	rv	rv	--	--	--	--	--	--	--	--	--	--	--	--	--	--

Note: Beginning with the 1985-86 season, the USA Today/ESPN poll has selected its Top 25 teams after the NCAA championship game. USA Today's voting panel consists of 40 coaches representing a geographical mix of the nation and representing each of the nine Women's Basketball Coaches Association's districts. In 1993, USA Today joined with Cable News Network (CNN) to compile the poll. In 1998, ESPN replaced CNN as USA Today's partner in compiling the poll.

## FINAL POST-TOURNAMENT POLLS

<b>2010</b> 1. UConn 2. Stanford 3. Oklahoma 4. Baylor 5. Xavier 6. Duke 7. Nebraska 8. Tennessee 9. Florida St. <b>Kentucky</b> 11. Notre Dame 12. Gonzaga 13. Iowa St. 14. Texas A&M 15. Ohio St. 16. West Virginia 17. Georgetown 18. St. John's 19. Georgia 20. San Diego State 21. Mississippi State 22. Oklahoma State 23. UCLA 24. Vanderbilt 25. LSU 26. Texas	25. Marquette <b>2012</b> 1. Baylor 2. Notre Dame 3. Stanford 4. UConn 5. Maryland 6. Duke 7. Tennessee <b>8. Kentucky</b> 9. Penn St. 10. Georgia Tech 11. Miami (FL) 12. Texas A&M 13. Green Bay 14. Delaware 15. St. John's (NY) 16. Louisville 17. Georgetown 18. Purdue 19. Gonzaga 20. Georgia 21. South Carolina 22. Ohio State 23. St. Bonaventure 24. DePaul 25. Kansas	24. Green Bay 25. Kansas <b>2014</b> 1. Connecticut 2. Notre Dame 3. Stanford 4. Maryland 5. Louisville 6. Baylor 7. North Carolina 8. Tennessee 9. South Carolina 10. Texas A&M <b>11. Kentucky</b> 12. West Virginia 13. Duke 14. Penn St. 15. Oklahoma St. 16. DePaul 17. Nebraska 18. Brigham Young 19. Purdue 20. California 21. North Carolina St. 22. Gonzaga 23. Michigan State 24. LSU 25. Oregon State	22. Texas 23. Rutgers 24. South Florida 25. George Washington <b>2016</b> 1. Connecticut 2. Oregon State 3. Syracuse 4. Baylor 5. South Carolina 6. Notre Dame 7. Texas 8. Washington 9. Maryland 10. Ohio State 11. Stanford 12. Florida State 13. UCLA 14. Louisville <b>15. Kentucky</b> 16. Arizona State 17. DePaul 18. Mississippi State 19. Tennessee 20. Texas A&M 21. Michigan State 22. South Florida 23. Oklahoma 24. Miami (FL) 25. West Virginia	20. West Virginia 21. Oklahoma 22. Syracuse 23. Quinnipiac 24. Drake 25. Kentucky
<b>2011</b> 1. Texas A&M 2. Notre Dame 3. UConn 4. Stanford 5. Baylor 6. Tennessee 7. Duke 8. Gonzaga 9. Green Bay 10. DePaul 11. Xavier 12. North Carolina 13. UCLA 14. Georgetown 15. Oklahoma 16. Miami (FL) 17. Ohio State 18. Michigan State 19. Louisville 20. Florida State 21. Marist <b>22. Kentucky</b> 23. Maryland 24. Georgia	<b>2013</b> 1. UConn 2. Notre Dame 3. Louisville 4. Baylor 5. California 6. Duke 7. Stanford <b>8. Kentucky</b> 9. Tennessee 10. Georgia 11. Maryland 12. Penn State 13. Delaware 14. Texas A&M 15. UCLA 16. Dayton 17. South Carolina 18. Nebraska 19. North Carolina 20. Purdue 21. LSU 22. Iowa State 23. Oklahoma	<b>2015</b> 1. Connecticut 2. Notre Dame 3. South Carolina 4. Connecticut 5. Baylor 6. Tennessee 7. Florida State 8. Arizona State 9. North Carolina 10. Louisville 11. Iowa 12. Duke 13. Oregon State 14. Stanford 15. Princeton <b>16. Kentucky</b> 17. Dayton 18. Mississippi State 19. Gonzaga 20. Ohio State 21. Florida Gulf Coast	<b>2017</b> 1. South Carolina 2. Mississippi State 3. Connecticut 4. Stanford 5. Notre Dame 6. Baylor 7. Florida State 8. Maryland 9. Oregon State 10. Ohio State 11. Washington 12. Louisville 13. UCLA 14. Texas 15. Duke 16. Oregon 17. NC State 18. DePaul 19. Miami	



## RECORDS VS. RANKED OPPONENTS

### UK'S UPSETS AGAINST HIGHER-RANKED TEAMS

Date	Opponent	UK	Opp.	Site	Score	Pt. Diff.
12/4/76	Tenn. Tech	NR	4	H	72-70	2
1/15/78	Immaculata	NR	17	H	74-64	10
1/20/79	Tennessee	NR	4	H	66-64	2
1/15/80	Rutgers	NR	7	H	97-78	19
1/3/82	Georgia	14	11	H	62-59	3
2/28/82	Tennessee	13	11	H	80-74	6
3/18/82	So. Carolina	14	12	N	73-69	4
2/5/83	ODU	7	6	H	80-66	14
12/2/83	Ohio State	NR	16	A	73-68	5
1/29/85	Georgia	17	5	H	61-57	4
2/2/86	Auburn	NR	11	A	91-90 (2 OT)	1
1/21/87	Vanderbilt	NR	11	H	74-71	3
12/11/91	Western Ky.	NR	8	A	67-66	1
3/7/92	Alabama	NR	17	N	95-87	8
12/5/92	Connecticut	NR	21	H	75-54	21
12/31/92	Kansas	NR	25	H	71-61	10
1/19/93	Western Ky.	NR	17	H	62-60	2
1/4/95	Florida	NR	16	H	63-55	8
1/28/96	Arkansas	NR	22	H	69-65	4
1/14/97	Western Ky.	NR	18	H	79-73	6
12/8/97	Western Ky.	NR	14	A	66-64 (OT)	2
12/14/97	Auburn	NR	16	H	68-67	1
2/7/99	Georgia	NR	8	H	80-76	4
2/26/99	LSU	NR	17	N	81-71	10
1/24/99	Alabama	NR	18	H	76-72	4
1/6/00	Auburn	NR	5	H	71-69	2
1/13/05	Georgia	NR	18	H	71-63	8
1/26/06	Tennessee	NR	1	H	66-63	3
3/3/06	Florida	NR	23	N	88-70	18
1/20/08	Auburn	NR	18	H	62-55	7
1/31/08	Georgia	NR	14	A	47-44	3
3/7/08	Georgia	NR	21	N	57-50	7
2/19/09	Tennessee	NR	13	H	66-56	10
1/10/10	Vanderbilt	NR	17	H	63-53	10
1/28/10	LSU	NR	18	A	71-62	9
3/28/10	Nebraska	19	4	N	76-67	9
12/4/11	Louisville	12	10	H	74-54	10
12/8/11	Duke	10	6	H	72-65	7
1/12/12	Tennessee	8	6	H	61-60	1
3/19/12	Green Bay	12	10	N	65-62	3
12/2/12	Louisville	9	7	A	48-47	1
3/3/13	Tennessee	10	8	H	78-65	13
12/1/13	Louisville	7	3	H	69-64	5
2/16/14	Tennessee	18	8	A	75-71	4
3/8/14	So. Carolina	12	5	N	68-58	10
11/17/14	Baylor	11	8	H	74-64	10
12/7/14	Louisville	13	7	A	77-68	9
3/1/15	So. Carolina	13	2	H	67-56	11
3/6/15	Miss. State	12	11	N	76-67	9
11/15/15	Arizona State	18	15	A	68-64 (OT)	4
2/18/16	Miss. State	16	14	A	83-60	23
2/28/16	Texas A&M	11	15	A	71-58	13
11/11/16	Miami (Fla.)	19	14	H	82-66	16
12/1/16	Oklahoma	17	12	H	82-68	14
2/23/17	Miss. State	22	3	H	78-75 (OT)	3

### KENTUCKY VS. ALL OPPONENTS WHEN OPPONENTS ARE RANKED

Date	Opponent	UK	Opp.	Site	W/L	Score	Pt. Diff.
2/25/78	Tennessee	NR	1	A	L	66-69	3
3/10/78	Tennessee	NR	1	H	L	60-76	16
1/28/79	ODU	NR	1	H	L	65-81	16
3/20/82	La. Tech	14	1	A	L	60-82	22
12/29/84	ODU	13	1	N	L	59-66	7
1/13/85	ODU	12	1	H	L	63-64	1
2/25/89	Auburn	NR	1	N	L	70-89	19
2/6/93	Tennessee	NR	1	A	L	61-85	24
2/20/94	Tennessee	NR	1	H	L	89-95 (OT)	6
2/13/96	Georgia	NR	1	A	L	55-75	20
1/18/98	Tennessee	NR	1	H	L	65-93	28
1/17/99	Tennessee	NR	1	A	L	60-98	38
11/24/99	Connecticut	NR	1	A	L	62-68	6
1/29/04	Tennessee	NR	1	H	L	72-81	9
2/17/05	LSU	NR	1	A	L	58-81	23
1/26/06	Tennessee	NR	1	H	W	66-63	3
11/13/12	Baylor	6	1	A	L	51-85	34
1/11/15	So. Carolina	10	1	A	L	60-68	8

Date	Opponent	UK	Opp.	Site	W/L	Score	Pt. Diff.
2/23/86	Georgia	NR	2	A	L	67-113	46
1/11/87	Tennessee	NR	2	H	L	64-76	12
2/3/87	Auburn	NR	2	H	L	53-72	19
1/4/88	La. Tech	NR	2	A	L	63-95	32
1/21/89	Tennessee	NR	2	A	L	57-101	44
3/8/92	Tennessee	NR	2	N	L	80-94	14
2/19/95	Tennessee	NR	2	A	L	41-67	26
3/4/95	Tennessee	NR	2	N	L	62-74	12
1/11/96	Vanderbilt	NR	2	A	L	53-58	5
1/23/00	Tennessee	NR	2	H	L	65-71	6

3/3/00	Georgia	NR	2	N	L	45-63	18
1/21/01	Tennessee	NR	2	H	L	38-110	72
1/16/03	LSU	NR	2	A	L	39-82	43
1/17/08	Tennessee	NR	2	H	L	40-65	25
2/3/08	Tennessee	NR	2	A	L	51-79	28
12/22/13	Duke	5	2	H	L	61-69	8
3/1/15	So. Carolina	13	2	H	W	67-56	11
1/14/16	So. Carolina	9	2	H	L	53-64	11
2/4/16	So. Carolina	18	2	A	L	68-78	10
3/5/16	So. Carolina	13	2	N	L	93-63	30
2/11/18	Miss. State	NR	2	A	L	74-55	19
2/25/18	Miss. State	NR	2	H	L	85-63	22
3/2/18	Miss. State	NR	2	N	L	81-57	23

Date	Opponent	UK	Opp.	Site	W/L	Score	Pt. Diff.
1/28/78	Tennessee	NR	3	H	L	90-92 (OT)	2
1/11/81	Rutgers	14	3	A	L	67-69 (OT)	2
1/7/84	Georgia	NR	3	H	L	68-69	1
2/14/88	Auburn	NR	3	A	L	57-93	36
2/18/88	Tennessee	NR	3	H	L	75-99	24
3/5/88	Tennessee	NR	3	N	L	66-100	44
1/22/90	Tennessee	NR	3	H	L	60-76	16
3/7/93	Vanderbilt	NR	3	N	L	61-68	7
2/17/00	Georgia	NR	3	H	L	69-73	4
1/27/01	Tennessee	NR	3	A	L	39-83	44
3/2/03	Tennessee	NR	3	H	L	69-84	15
12/18/05	LSU	NR	3	H	L	36-66	30
3/4/06	LSU	NR	3	N	L	52-79	27
2/11/07	Tennessee	NR	3	A	L	62-84	22
1/4/11	Duke	10	3	A	L	48-54	6
12/18/11	Notre Dame	8	3	A	L	83-92	9
3/27/12	UConn	12	3	N	L	65-80	15
4/1/13	UConn	7	3	N	L	53-83	30
12/13/13	Louisville	7	3	H	W	69-64	5
2/23/17	Miss. State	22	3	H	W	78-75 (OT)	3
12/17/17	Louisville	rv	3	H	L	87-63	24

Date	Opponent	UK	Opp.	Site	W/L	Score	Pt. Diff.
12/4/76	Tenn. Tech	NR	4	H	W	72-70	2
1/20/79	Tennessee	NR	4	H	W	66-64	2
2/5/84	Georgia	NR	4	A	L	61-87	26
2/3/90	Georgia	NR	4	A	L	75-78	3
1/12/91	Tennessee	NR	4	A	L	70-80	10
2/3/91	Georgia	NR	4	H	L	71-87	16
2/8/92	Tennessee	NR	4	H	L	52-77	25
1/14/96	Tennessee	NR	4	H	L	45-60	15
1/22/97	Alabama	NR	4	N	L	62-78	16
1/30/00	Tennessee	NR	4	A	L	48-77	29
2/24/02	Tennessee	NR	4	A	L	64-89	25
2/25/10	Tennessee	16	4	A	L	65-81	16
3/7/10	Tennessee	19	4	N	L	62-70	8
3/28/10	Nebraska	19	4	N	W	76-67	9
2/7/11	Tennessee	15	4	H	L	67-73	6
3/6/11	Tennessee	16	4	N	L	65-90	25
2/20/14	So. Carolina	16	4	H	L	58-81	23
2/2/17	So. Carolina	25	4	H	L	75-63	12

Date	Opponent	UK	Opp.	Site	W/L	Score	Pt. Diff.
1/29/85	Georgia	17	5	H	W	61-57	4
1/3/87	La. Tech	NR	5	H	L	63-64	1
3/5/87	Georgia	NR	5	N	L	64-67	3
2/4/89	Georgia	NR	5	H	L	72-90	18
2/23/93	Vanderbilt	NR	5	H	L	52-65	13
1/6/00	Auburn	NR	5	H	W	71-69	2
2/15/01	Georgia	NR	5	A	L	58-91	33
3/8/14	So. Carolina	12	5	N	W	68-58	10
3/29/14	Baylor	10	5	N	L	72-90	18
3/7/15	Tennessee	12	5	N	L	64-75	11
3/4/17	So. Carolina	20	5	N	L	89-77	12

Date	Opponent	UK	Opp.	Site	W/L	Score	Pt. Diff.
1/22/77	Tenn. Tech	19	6	A	L	69-92	23
1/27/79	Tennessee	NR	6	A	L	51-89	38
2/2/80	Tennessee	17	6	H	L	83-91 (OT)	8
2/5/83	ODU	7	6	H	W	80-66	14
2/9/83	Tennessee	4	6	H	L	85-95	10
2/12/84	Tennessee	NR	6	A	L	65-67	2
2/17/85	Georgia	NR	6	A	L	65-87	22
2/27/87	Georgia	NR	6	A	L	64-73	9
12/31/93	UNC	NR	6	N	L	75-80 (OT)	5
1/12/94	Vanderbilt	NR	6	A	L	56-83	27
8/9/97	Georgia	NR	6	H	L	62-80	18
1/7/98	Vanderbilt	NR	6	A	L	54-64	10
12/1/00	Purdue	NR	6	H	L	67-87	20
2/21/02	Vanderbilt	NR	6	H	L	57-73	16
2/21/08	LSU	NR	6	A	L	48-52	4
12/8/11	Duke	10	6	H	W	72-65	7
1/12/12	Tennessee	8	6	H	W	61-60	1
3/9/14	Tennessee	12	6	N	L	70-71	1
1/29/15	Tennessee	10	6	H	L	72-73	1

2/15/15	Tennessee	10	6	A	L	58-72	14
---------	-----------	----	---	---	---	-------	----

Date	Opponent	UK	Opp.	Site	W/L	Score	Pt. Diff.
1/15/80	Rutgers	NR	7	H	W	97-78	19
1/20/82	ODU	8	7	A	L	68-91	23
1/30/91	Auburn	NR	7	H	L	65-72	7
1/23/05	Tennessee	NR	7	A	L	49-67	18
1/6/07	Ohio State	NR	7	A	L	51-53	2
3/8/08	LSU	NR	7	N	L	49-66	17
12/2/12	Louisville	9	7	A	W	48-47	1
12/7/14	Louisville	13	7	A	W	77-68	9
12/4/16	Louisville	17	7	A	L	69-67 (OT)	2
2/26/17	So. Carolina	22	7	A	L	95-87	8
12/31/17	Tennessee	NR	7	H	L	63-49	14

Date	Opponent	UK	Opp.	Site	W/L	Score	Pt. Diff.
2/27/83	Tennessee	6	8	A	W	81-69	12
12/11/91	Western Ky.	NR	8	A	W	67-66	1

# RECORDS VS. RANKED OPPONENTS

**#13 (5-9)**

Date	Opponent	UK	Opp.	Site	W/L	Score	Pt. Diff.
1/24/81	So. Carolina	9	13	H	W	70-65 (OT)	5
2/18/82	Tennessee	14	13	H	L	61-65	4
2/16/83	Rutgers	7	13	A	W	89-80	9
12/12/86	Ohio State	NR	13	H	L	71-76	5
2/7/88	Georgia	NR	13	A	L	70-86	16
3/5/94	Vanderbilt	NR	13	N	L	67-72	5
1/25/97	Arkansas	NR	13	A	L	55-88	33
2/13/03	Arkansas	NR	13	H	L	60-70	10
11/25/03	UNC	NR	13	H	L	59-75	16
2/19/09	Tennessee	NR	13	H	W	66-56	10
2/3/13	Georgia	8	13	H	L	71-75	4
12/21/14	Duke	8	13	A	L	68-89	21
2/12/15	Miss. State	10	13	H	W	92-90 (2OT)	2
12/20/15	Duke	8	13	H	W	71-61	10

**#14 (7-13)**

Date	Opponent	UK	Opp.	Site	W/L	Score	Pt. Diff.
3/10/81	N.C. State	10	14	H	W	75-74 (OT)	1
2/18/83	Auburn	7	14	H	W	77-55	22
3/3/83	Auburn	6	14	N	L	70-85	15
12/30/85	Ohio State	NR	14	A	W	70-66	4
12/21/93	Ohio State	NR	14	H	L	81-94	13
12/30/95	N.C. State	NR	14	N	L	62-66	4
11/29/97	Nebraska	NR	14	A	L	59-68	9
12/8/97	Western Ky.	NR	14	A	W	66-64 (OT)	2
1/28/98	Florida	NR	14	H	L	63-70	7
2/27/99	Georgia	NR	14	H	L	62-68	6
1/20/00	LSU	NR	14	H	L	59-66	7
1/7/01	Florida	NR	14	H	L	48-85	37
2/14/02	Florida	NR	14	A	L	59-81	22
1/18/04	LSU	NR	14	H	L	69-70	1
2/2/06	Georgia	21	14	A	L	57-91	34
11/14/07	GWash.	NR	14	A	L	65-76	11
3/21/11	UNC	17	14	N	L	74-86	12
2/2/14	LSU	13	14	H	W	63-56	7
2/18/16	Miss. State	16	14	A	W	83-60	23
11/11/16	Miami (Fla.)	19	14	H	W	82-66	16

**#15 (5-6)**

Date	Opponent	UK	Opp.	Site	W/L	Score	Pt. Diff.
2/6/82	Georgia	11	15	A	W	77-76	1
2/28/84	Auburn	NR	15	A	L	63-83	20
11/27/84	Ohio State	NR	15	H	W	74-61	13
3/14/99	UCLA	NR	15	N	L	63-87	24
2/1/07	Vanderbilt	NR	15	H	L	62-63	1
1/19/12	Georgia	6	15	A	W	69-64	5
3/30/13	Delaware	7	15	N	W	69-62	7
2/19/15	Texas A&M	11	15	H	L	69-81	12
11/15/15	Arizona State	18	15	A	W	68-64 (OT)	4
12/29/16	Duke	17	15	A	L	69-54	15
2/8/18	Missouri	NR	15	A	L	83-78	5

**#16 (4-10)**

Date	Opponent	UK	Opp.	Site	W/L	Score	Pt. Diff.
12/7/76	Tennessee	18	16	H	L	57-82	25
11/18/78	Miss. U./W	NR	16	N	L	76-81 (OT)	5
12/2/83	Ohio State	NR	16	A	W	73-68	5
12/20/83	Alabama	20	16	H	L	49-78	29
1/11/90	LSU	NR	16	H	L	79-80 (OT)	1
1/4/95	Florida	NR	16	H	W	63-55	8
12/29/95	Duke	NR	16	N	L	54-73	19
3/1/96	Auburn	NR	16	N	L	43-58	15
11/14/97	Auburn	NR	16	H	W	68-67	1
3/1/01	LSU	NR	16	N	L	57-72	15
2/2/03	So. Carolina	NR	16	H	L	46-49	3
2/16/03	Miss. State	NR	16	A	L	46-96	50
2/27/03	So. Carolina	NR	16	A	L	51-97	46
3/20/06	Michigan St	NR	16	N	L	63-67	4
2/14/13	So. Carolina	9	16	H	W	78-74	4
2/23/14	Texas A&M	15	16	A	W	83-74	9

**#17 (6-5)**

Date	Opponent	UK	Opp.	Site	W/L	Score	Pt. Diff.
1/15/78	Immaculata	NR	17	H	W	74-64	10
11/29/88	Ohio State	NR	17	H	L	80-82	2
1/6/91	LSU	NR	17	A	L	74-78	4
3/7/92	Alabama	NR	17	N	W	95-87	8
1/19/93	Western Ky.	NR	17	H	W	62-60	2
12/11/94	Western Ky.	NR	17	H	L	48-64	16
2/26/99	LSU	NR	17	N	W	81-71	10
1/19/03	Vanderbilt	NR	17	A	L	50-84	34
11/27/04	Rutgers	NR	17	N	L	60-75	15
1/31/08	Georgia	NR	17	A	W	47-44	3
1/10/10	Vanderbilt	NR	17	H	W	63-53	10

**#18 (6-6)**

Date	Opponent	UK	Opp.	Site	W/L	Score	Pt. Diff.
12/14/86	Illinois	NR	18	H	L	76-78	2
1/20/96	Alabama	NR	18	A	L	51-66	15
1/14/97	Western Ky.	NR	18	H	W	79-73	6
1/24/99	Alabama	NR	18	H	W	76-72	4
1/11/01	Vanderbilt	NR	18	H	L	61-91	30

2/9/03	Vanderbilt	NR	18	H	L	63-85	22
1/13/05	Georgia	NR	18	H	W	71-63	8
2/6/05	Georgia	NR	18	A	L	64-68	4
1/28/10	LSU	NR	18	A	W	71-62	9
1/24/13	So. Carolina	5	18	A	L	50-55	5
3/26/13	Dayton	7	18	N	W	84-70	14
1/25/16	Tennessee	9	18	H	W	64-63	1

**#19 (1-12)**

Date	Opponent	UK	Opp.	Site	W/L	Score	Pt. Diff.
2/13/82	So. Carolina	14	19	A	L	81-91	10
12/31/91	Connecticut	NR	19	A	L	81-53	28
2/11/95	Alabama	NR	19	H	L	62-68	6
2/4/99	Auburn	NR	19	H	L	67-68	1
12/6/00	Xavier	NR	19	A	L	62-80	18
1/13/02	Auburn	NR	19	H	L	66-70	4
2/3/02	Georgia	NR	19	H	L	50-76	26
2/5/04	Auburn	NR	19	H	L	54-71	17
2/29/04	Georgia	NR	19	A	L	62-73	11
12/3/06	Louisville	24	19	A	L	75-83	8
2/11/10	Georgia	17	19	H	W	64-48	16
3/10/13	Texas A&M	7	19	N	L	67-75	8
1/4/18	Texas A&M	NR	19	A	L	74-70	4

**#20 (3-8)**

Date	Opponent	UK	Opp.	Site	W/L	Score	Pt. Diff.
1/17/84	Rutgers	NR	20	H	W	74-45	29
1/22/84	Vanderbilt	NR	20	A	L	74-77	3
2/14/89	LSU	NR	20	A	L	72-86	14
1/7/90	Vanderbilt	NR	20	A	L	70-79	9
12/10/93	Western Ky.	NR	20	A	L	77-82 (OT)	5
2/13/94	Alabama	NR	20	A	L	82-96	14
1/3/99	Florida	NR	20	H	L	63-77	14
2/27/00	Miss. State	NR	20	H	L	46-63	17
1/4/01	Auburn	NR	20	A	L	40-73	33
1/20/08	Auburn	NR	20	H	W	62-55	7
1/10/13	Texas A&M	6	20	H	W	65-62	3

**#21 (2-1)**

Date	Opponent	UK	Opp.	Site	W/L	Score	Pt. Diff.
12/5/92	Connecticut	NR	21	H	W	75-54	21
11/24/07	Texas	NR	21	A	L	60-72	12
2/1/15	Georgia	10	21	H	W	8-72	12

**#22 (1-2)**

Date	Opponent	UK	Opp.	Site	W/L	Score	Pt. Diff.
2/4/95	Arkansas	NR	22	A	L	56-62	6
12/8/96	Arkansas	NR	22	H	W	69-65	4
2/10/96	Auburn	NR	22	A	L	46-88	42

**#23 (2-6)**

Date	Opponent	UK	Opp.	Site	W/L	Score	Pt. Diff.
1/29/94	Auburn	NR	23	A	L	61-75	14
2/28/97	Arkansas	NR	23	N	L	60-71	11
1/27/05	Vanderbilt	NR	23	H	L	67-73	6
2/23/06	Vanderbilt	NR	23	A	L	55-72	17
3/3/06	Florida	NR	23	N	W	88-70	18
12/28/07	ODU	NR	23	H	L	71-62	9
3/7/08	Georgia	NR	23	N	W	57-50	7
12/11/16	Arizona St.	15	23	H	L	73-71 (OT)	2

**#24 (4-6)**

Date	Opponent	UK	Opp.	Site	W/L	Score	Pt. Diff.
2/1/92	Alabama	NR	24	A	L	72-78	6
12/5/95	Western Ky.	NR	24	A	L	61-81	20
11/28/01	UNC	NR	24	A	L	64-102	38
1/26/03	Georgia	NR	24	A	L	59-71	13
2/8/04	Florida	NR	24	A	L	56-76	20
3/22/10	Michigan St.	19	24	N	W	70-52	18
1/15/12	So. Carolina	9	24	A	W	66-58	8
2/25/16	Missouri	15	24	H	W	69-59	10
3/20/16	Oklahoma	12	24	N	W	79-58	21
12/21/17	California	RV	24	H	L	62-52	10

**#25 (2-3)**

Date	Opponent	UK	Opp.	Site	W/L	Score	Pt. Diff.
12/31/92	Kansas	NR	25	H	W	71-61	10
2/19/02	Cincinnati	NR	25	A	L	57-73	16
2/14/08	Vanderbilt	NR	25	A	L	49-66	17
1/6/11	Arkansas	10	25	A	L	67-78	11
3/4/16	Florida	13	25	N	W	92-69	23

## UK VS. ALL OPPONENTS WHEN UK IS RANKED

**#4 (0-1)**

Date	Opponent	UK	Opp.	Site	W/L	Score	Pt. Diff.
2/9/83	Tennessee	4	6	H	L	85-95	10

**#5 (7-1)**

Date	Opponent	UK	Opp.	Site	W/L	Score	Pt. Diff.
1/17/13	Miss. State	5	NR	H	W	100-47	53
1/20/13	Auburn	5	NR	H	W	97-53	44
1/24/13	So. Carolina	5	18	A	W	50-55	5
1/27/13	LSU	5	NR	H	W	73-60	13
12/6/13	Baylor	5	9	N	W	133-130 4OT	3

12/12/13	DePaul	5	NR	A	W	96-85	11
12/15/13	East Tenn.	5	NR	H	W	73-56	17
12/22/13	Duke	5	2	L	H	61-69	8

**#6 (10-3)**

Date	Opponent	UK	Opp.	Site	W/L	Score	Pt. Diff.
2/27/83	Tennessee	6	8	A	W	81-69	12
3/3/83	Auburn	6	14	N	L	70-85	15
1/19/12	Georgia	6	15	A	W	69-64	5
11/10/12	Delaware St.	6	NR	H	W	90-50	40
11/13/12	Baylor	6	1	A	L	51-85	34
11/17/12	High Pt.	6	NR	H	W	80-46	34
1/3/13	Florida	6	NR	H	W	76-69	7
1/6/13	Alabama	6	NR	A	W	87-70	17
1/10/13	Texas A&M	6	20	H	W	65-62	3
1/13/13	Missouri	6	NR</				



## RECORDS VS. RANKED OPPONENTS

### #10 (15-9)

Date	Opponent	UK	Opp.	Site	W/L	Score	Pt. Diff.
2/6/81	Tennessee	10	11	A	L	65-81	16
3/10/81	N.C. State	10	14	H	W	75-74 (OT)	1
1/4/11	Duke	10	3	A	L	48-54	6
1/6/11	Arkansas	10	25	A	L	67-78	11
1/9/11	Georgia	10	NR	H	L	59-61	2
12/8/11	Duke	10	6	H	W	72-65	7
2/7/13	Arkansas	10	NR	A	W	80-74 (OT)	6
2/10/13	Vanderbilt	10	NR	A	W	75-53	22
2/28/13	Ole Miss	10	NR	A	W	90-65	25
3/3/13	Tennessee	10	8	H	W	78-65	13
1/19/14	Auburn	10	NR	A	W	73-71	2
3/22/14	Wright St.	10	NR	H	W	106-60	46
3/24/14	Syracuse	10	NR	H	W	64-59	5
3/29/14	Baylor	10	5	N	L	72-90	18
1/8/15	Auburn	10	NR	H	W	78-57	21
1/11/15	So. Carolina	10	1	A	L	60-68	8
1/15/15	Florida	10	NR	H	W	62-56	6
1/18/15	LSU	10	NR	A	L	79-84	5
1/25/15	Tennessee	10	6	H	L	72-73	1
2/1/15	Georgia	10	21	H	W	80-72	8
2/12/15	Miss. State	10	13	H	W	92-90 (2OT)	2
2/15/15	Tennessee	10	6	A	L	58-72	14
1/7/16	Alabama	10	NR	H	W	73-48	25
1/10/16	Georgia	10	RV	A	W	64-53	9

### #11 (14-4)

Date	Opponent	UK	Opp.	Site	W/L	Score	Pt. Diff.
1/31/82	Memphis St.	11	10	H	L	69-70	1
2/6/82	Georgia	11	15	A	W	77-76	1
12/21/10	Ark. Pine-Bluff	11	NR	H	W	107-35	72
12/29/10	Middle Tenn.	11	NR	H	W	81-72	9
12/30/10	UT Martin	11	NR	H	W	68-47	21
11/14/11	App. State	11	NR	H	W	111-74	37
11/17/11	Baylor	11	8	H	W	74-64	10
1/2/15	Alabama	11	NR	A	W	78-66	12
1/4/15	Ole Miss	11	NR	H	W	64-58	6
2/8/15	Vanderbilt	11	NR	A	W	82-68	14
2/19/15	Texas A&M	11	15	H	L	69-81	12
2/23/15	Ole Miss	11	NR	A	L	59-67	8
3/20/15	Tennessee St.	11	NR	H	W	97-52	45
3/22/15	Dayton	11	NR	H	L	94-99	5
12/2/15	N. Kentucky	11	NR	A	W	84-65	19

### #12 (14-7)

Date	Opponent	UK	Opp.	Site	W/L	Score	Pt. Diff.
12/4/81	N.C. State	12	9	A	L	67-77	10
1/13/85	ODU	12	1	H	L	63-64	1
12/4/11	Louisville	12	10	H	W	74-54	10
3/19/12	Green Bay	12	10	N	W	65-62	3
3/25/12	Gonzaga	12	NR	N	W	79-62	17
3/28/12	UConn	12	3	N	L	65-80	15
2/27/14	Miss. St.	12	NR	A	W	81-74 OT	7
3/2/14	Vanderbilt	12	NR	H	W	65-63	2
3/7/14	Florida	12	NR	N	W	75-70	5
3/8/14	So. Carolina	12	5	N	W	68-58	10
3/9/14	Tennessee	12	6	N	L	70-71	1
12/28/14	Tennessee St.	12	NR	H	W	87-75	12
3/5/15	Vanderbilt	12	NR	N	W	67-61	6
3/6/15	Miss. State	12	11	N	W	76-67	9
3/7/15	Tennessee	12	5	N	L	64-75	11
11/25/15	E. Michigan	12	NR	H	W	89-67	22
11/29/16	Jackson State	12	NR	H	W	92-24	68
1/28/16	Vanderbilt	12	NR	H	L	69-71	2
1/31/16	Florida	12	NR	A	L	79-85	6
3/19/16	UNC Asheville	12	NR	N	W	85-31	54
3/20/16	Oklahoma	12	24	N	W	79-58	21
3/25/16	Washington	12	NR	N	L	72-85	13

### #13 (15-3)

Date	Opponent	UK	Opp.	Site	W/L	Score	Pt. Diff.
2/28/82	Tennessee	13	11	H	W	80-74	6
12/29/84	ODU	13	1	N	L	59-66	7
12/7/10	Tenn. Tech	13	NR	H	W	77-53	24
12/11/10	Chattanooga	13	NR	A	W	79-64	15
12/18/10	Ala. A&M	13	NR	H	W	84-58	26
1/30/14	Georgia	13	NR	A	L	56-58	2
2/2/14	LSU	13	14	H	W	63-56	7
11/19/14	Morehead	13	NR	H	W	91-62	29
11/22/14	Central Mich.	13	NR	A	W	71-68	3
12/3/14	Northern Ky.	13	NR	H	W	82-64	18
12/7/14	Louisville	13	7	A	W	77-68	9
2/26/15	Arkansas	13	NR	A	W	56-51	5
3/1/15	So. Carolina	13	2	H	W	67-56	11
11/18/16	Morehead St.	13	NR	H	W	112-57	55
11/22/16	Colorado	13	NR	H	W	86-61	25
3/3/16	LSU	13	NR	N	W	79-71	8
3/4/16	Florida	13	25	N	W	92-69	23
3/5/16	So. Carolina	13	2	N	L	93-63	30

### #14 (3-4)

Date	Opponent	UK	Opp.	Site	W/L	Score	Pt. Diff.
1/3/82	Georgia	14	11	H	W	62-59	3

2/13/82	So. Carolina	14	19	A	L	81-91	10
2/18/82	Tennessee	14	13	H	L	61-65	4
3/18/82	So. Carolina	14	12	N	W	73-69	4
3/20/82	La. Tech	14	1	A	L	60-82	22
12/5/10	Louisville	14	NR	A	L	52-78	26
1/25/15	Missouri	14	NR	A	W	83-69	14

### #15 (5-5)

Date	Opponent	UK	Opp.	Site	W/L	Score	Pt. Diff.
2/7/11	Tennessee	15	4	H	L	67-73	6
2/10/11	USC	15	NR	A	L	61-66	5
2/13/11	LSU	15	NR	H	W	49-47	2
2/9/14	Florida	15	NR	A	L	80-86	6
2/20/14	So. Carolina	15	4	H	L	58-81	23
2/23/14	Texas A&M	15	16	A	W	83-74	9
2/25/16	Missouri	15	24	H	W	69-59	10
2/28/16	Texas A&M	15	11	A	W	71-58	13
11/17/16	New Hamp.	15	NR	H	W	92-43	49
11/19/16	Colorado	15	NR	A	L	79-69	10
12/9/16	MTSU	15	NR	H	W	61-48	13
12/11/16	Arizona St.	15	23	H	L	73-71 (OT)	2

### #16 (6-3)

Date	Opponent	UK	Opp.	Site	W/L	Score	Pt. Diff.
2/21/10	USC	16	NR	H	W	71-50	21
2/25/10	Tennessee	16	4	A	L	65-81	16
2/28/10	Auburn	16	NR	A	L	53-65	12
3/2/11	Auburn	16	NR	H	W	69-38	31
3/4/11	LSU	16	NR	N	W	60-58	2
3/5/11	Vanderbilt	16	NR	N	W	69-56	13
3/6/11	Tennessee	16	4	N	L	65-90	25
2/18/16	Miss. State	16	14	A	W	83-60	23
2/21/16	Arkansas	16	NR	H	W	77-63	14

### #17 (6-4)

Date	Opponent	UK	Opp.	Site	W/L	Score	Pt. Diff.
2/2/80	Tennessee	17	6	H	L	83-91 (OT)	8
1/29/85	Georgia	17	5	H	W	61-57	4
2/11/10	Georgia	17	19	H	W	64-48	16
2/14/10	Vanderbilt	17	NR	A	L	55-68	13
1/27/11	Ole Miss	17	NR	A	W	74-68	6
1/30/11	Alabama	17	NR	A	W	82-69	13
3/19/11	Hampton	17	NR	N	W	66-62	4
3/21/11	UNC	17	14	N	L	74-86	12
12/1/16	Oklahoma	17	12	H	W	82-68	14
12/4/16	Louisville	17	7	A	L	69-67 (OT)	2
12/29/16	Duke	17	15	A	L	69-54	5
1/1/17	Tennessee	17	NR	A	L	72-65	7

### #18 (6-3)

Date	Opponent	UK	Opp.	Site	W/L	Score	Pt. Diff.
12/7/76	Tennessee	18	16	H	L	57-82	25
1/3/80	So. Carolina	18	11	A	L	61-84	23
2/13/14	Ole Miss	18	NR	H	W	108-78	30
2/16/14	Tennessee	18	8	A	W	75-71	4
11/13/15	Rice	18	NR	H	W	72-39	33
11/15/15	Arizona State	18	15	A	W	68-64 (OT)	4
2/4/16	So. Carolina	18	2	A	L	68-78	10
2/7/16	LSU	18	NR	H	W	70-58	12
2/14/16	Vanderbilt	18	NR	A	W	71-55	16
3/17/17	Belmont	18	NR	H	W	73-70	3
3/19/17	Ohio State	18	11	H	L	82-68	14

### #19 (14-5)

Date	Opponent	UK	Opp.	Site	W/L	Score	Pt. Diff.
1/22/77	Tenn. Tech	19	6	A	L	69-92	23
12/5/77	Tenn. Tech	19	11	A	L	69-89	20
3/5/10	Auburn	19	NR	N	W	65-54	11
3/6/10	Miss. State	19	NR	N	W	76-65	11
3/7/10	Tennessee	19	4	N	L	62-70	8
3/20/10	Liberty	19	NR	N	W	83-77	6
3/22/10	Michigan St.	19	24	N	W	70-52	18
3/28/10	Nebraska	19	4	N	W	76-67	9
3/30/10	Oklahoma	19	12	N	L	68-88	20
7/13/11	USC	19	NR	H	W	66-48	18
1/16/11	Miss. St.	19	NR	H	W	72-60	12
1/20/11	Florida	19	NR	A	W	59-58	1
1/23/11	Vanderbilt	19	NR	H	W	78-68	10
2/17/11	Georgia	19	NR	A	L	51-69	18
2/20/11	Vanderbilt	19	NR	A	W	80-71	9
11/11/16	Miami (Fla.)	19	14	H	W	82-66	16
11/12/16	Albany	19	NR	H	W	70-46	24
12/18/16	Radford	19	NR	H	W	59-36	23
12/21/16	Wash. State	19	NR	H	W	69-67	2

### #20 (9-5)

Date	Opponent	UK	Opp.	Site	W/L	Score	Pt. Diff.
12/20/83	Alabama	20	16	H	L	49-78	29
2/4/10	Ole Miss	20	NR	H	W	80-66	14
2/7/10	Arkansas	20	NR	A	W	71-57	14
2/24/11	Arkansas	20	NR	H	W	55-54	1
2/27/11	Auburn	20	NR	A	W	76-62	14
11/23/16	Morehead St.	20	NR	H	W	74-47	27
11/27/16	Samford	20	NR	H	W	80-57	23
3/3/17	Alabama	20	NR	N	W	65-55	10

3/4/17	S. Carolina	20	5	N	L	89-77	12
11/30/17	Baylor	20	9	A	L	93-63	27
12/3/17	Tenn. Tech	20	NR	H	W		



# YEAR-BY-YEAR VS. RANKED OPPONENTS

## 1976-77 (1-2)

Date	Opponent	UK	Opp.	Site	W/L	Score	Pt. Diff.
12/4/76	Tenn. Tech	NR	4	H	W	72-70	+2
12/7/76	Tennessee	18	16	H	L	57-82	-25
1/22/77	Tenn. Tech	19	6	A	L	69-92	-23

## 1977-78 (1-4)

Date	Opponent	UK	Opp.	Site	W/L	Score	Pt. Diff.
12/5/77	Tenn. Tech	19	11	A	L	69-89	-20
1/15/78	Immaculata	NR	17	H	W	74-64	+10
1/28/78	Tennessee	NR	3	H	L	90-92 (OT)	-2
2/25/78	Tennessee	NR	1	A	L	66-69	-3
3/10/78	Tennessee	NR	1	H	L	60-76	-16

## 1978-79 (1-3)

Date	Opponent	UK	Opp.	Site	W/L	Score	Pt. Diff.
11/18/78	Miss. U./W	NR	16	N	L	76-81 (OT)	-5
1/20/79	Tennessee	NR	4	H	W	66-64	+2
1/28/79	ODU	NR	1	H	L	65-81	-16
2/17/79	Tennessee	NR	6	A	L	51-89	-38

## 1979-80 (1-2)

Date	Opponent	UK	Opp.	Site	W/L	Score	Pt. Diff.
1/3/80	So. Carolina	18	11	A	L	61-84	-23
1/15/80	Rutgers	NR	7	H	W	97-78	+19
2/2/80	Tennessee	17	6	H	L	83-91 (OT)	-8

## 1980-81 (2-2)

Date	Opponent	UK	Opp.	Site	W/L	Score	Pt. Diff.
1/11/81	Rutgers	14	3	A	L	67-69 (OT)	-2
1/24/81	So. Carolina	9	13	H	W	70-65 (OT)	+5
2/6/81	Tennessee	10	11	A	L	65-81	-16
3/10/81	N.C. State	10	14	H	W	75-74 (OT)	+1

## 1981-82 (4-6)

Date	Opponent	UK	Opp.	Site	W/L	Score	Pt. Diff.
12/4/81	N.C. State	12	9	A	L	67-77	-10
1/3/82	Georgia	14	11	H	W	62-59	+3
1/20/82	ODU	8	7	A	L	68-91	-23
1/31/82	Memphis St.	11	10	H	L	69-70	-1
2/6/82	Georgia	11	15	A	W	77-76	+1
2/13/82	So. Carolina	14	19	A	L	81-91	-10
2/18/82	Tennessee	14	13	H	L	61-65	-4
2/28/82	Tennessee	13	11	H	W	80-74	+6
3/18/82	So. Carolina	14	12	N	W	73-69	+4
3/20/82	La. Tech	14	1	A	L	60-82	-22

## 1982-83 (5-3)

Date	Opponent	UK	Opp.	Site	W/L	Score	Pt. Diff.
1/30/83	Georgia	7	10	H	W	66-59	+7
2/5/83	ODU	7	6	H	W	80-66	+14
2/9/83	Tennessee	4	6	H	L	85-95	-10
2/16/83	Rutgers	7	13	A	W	89-80	+9
2/18/83	Auburn	7	14	H	W	77-55	+22
2/20/83	Georgia	8	12	A	L	81-99	-18
2/27/83	Tennessee	6	8	A	W	81-69	+12
3/3/83	Auburn	6	14	N	L	70-85	-15

## 1983-84 (2-8)

Date	Opponent	UK	Opp.	Site	W/L	Score	Pt. Diff.
12/2/83	Ohio State	NR	16	A	W	73-68	+5
12/20/83	Alabama	20	16	H	L	49-78	-29
1/7/84	Georgia	NR	3	H	L	68-69	-1
1/17/84	Rutgers	NR	20	H	W	74-45	+29
1/22/84	Vanderbilt	NR	20	A	L	74-77	-3
1/25/84	Tennessee	NR	11	H	L	63-75	-12
2/5/84	Georgia	NR	4	A	L	61-87	-26
2/12/84	Tennessee	NR	6	A	L	65-67	-2
2/28/84	Auburn	NR	15	A	L	63-83	-20
3/3/84	LSU	NR	9	N	L	81-91	-10

## 1984-85 (2-3)

Date	Opponent	UK	Opp.	Site	W/L	Score	Pt. Diff.
11/27/84	Ohio State	NR	15	H	W	74-61	+13
12/29/84	ODU	13	1	N	L	59-66	-7
1/13/85	ODU	12	1	H	L	63-64	-1

1/29/85	Georgia	17	5	H	W	61-57	+4
2/17/85	Georgia	NR	6	A	L	65-87	-22

## 1985-86 (3-3)

Date	Opponent	UK	Opp.	Site	W/L	Score	Pt. Diff.
12/30/85	Ohio State	NR	14	A	W	70-66	+4
1/24/86	Tennessee	NR	11	H	W	96-82	+14
1/28/86	LSU	NR	12	H	L	63-76	-13
2/2/86	Auburn	NR	11	A	W	91-90 (2 OT)	+1
2/23/86	Georgia	NR	2	A	L	67-113	-46
3/1/86	LSU	NR	10	N	L	66-77	-11

## 1986-87 (1-7)

Date	Opponent	UK	Opp.	Site	W/L	Score	Pt. Diff.
12/12/86	Ohio State	NR	13	H	L	71-76	-5
12/14/86	Illinois	NR	18	H	L	76-78	-2
1/3/87	La. Tech	NR	5	H	L	63-64	-1
1/11/87	Tennessee	NR	2	H	L	64-76	-12
1/17/87	LSU	NR	9	A	L	73-83	-10
1/21/87	Vanderbilt	NR	11	H	W	74-71	+3
2/3/87	Auburn	NR	2	H	L	53-72	-19
2/27/87	Georgia	NR	6	A	L	64-73	-9
3/5/87	Georgia	NR	5	N	L	64-67	-3

## 1987-88 (0-6)

Date	Opponent	UK	Opp.	Site	W/L	Score	Pt. Diff.
12/11/87	Western Ky.	NR	11	A	L	56-80	-24
1/4/88	La. Tech	NR	2	A	L	63-95	-32
2/7/88	Georgia	NR	13	A	L	70-86	-16
2/14/88	Auburn	NR	3	A	L	57-93	-36
2/18/88	Tennessee	NR	3	H	L	75-99	-24
3/5/88	Tennessee	NR	3	N	L	66-100	-44

## 1988-89 (0-5)

Date	Opponent	UK	Opp.	Site	W/L	Score	Pt. Diff.
11/29/88	Ohio State	NR	17	H	L	80-82	-2
1/21/89	Tennessee	NR	2	A	L	57-101	-44
2/4/89	Georgia	NR	5	H	L	72-90	-18
2/14/89	LSU	NR	20	A	L	72-86	-14
2/25/89	Auburn	NR	1	N	L	70-89	-19

## 1989-90 (0-5)

Date	Opponent	UK	Opp.	Site	W/L	Score	Pt. Diff.
1/7/90	Vanderbilt	NR	20	A	L	70-79	-9
1/11/90	LSU	NR	16	H	L	79-80 (OT)	-1
1/22/90	Tennessee	NR	3	H	L	60-76	-16
2/3/90	Georgia	NR	4	A	L	75-78	-3
2/24/90	Auburn	NR	11	A	L	60-68	-8

## 1990-91 (0-5)

Date	Opponent	UK	Opp.	Site	W/L	Score	Pt. Diff.
1/6/91	LSU	NR	17	A	L	74-78	-4
1/12/91	Tennessee	NR	4	A	L	70-80	-10
1/30/91	Auburn	NR	7	H	L	65-72	-7
2/3/91	Georgia	NR	4	H	L	71-87	-16
3/2/91	LSU	NR	12	N	L	79-96	-17

## 1991-92 (2-7)

Date	Opponent	UK	Opp.	Site	W/L	Score	Pt. Diff.
11/23/91	Iowa	NR	9	H	L	74-68	-6
12/11/91	Western Ky.	NR	8	A	W	67-66	+1
12/14/91	George Wash.	NR	12	A	L	62-71	-9
12/31/91	Connecticut	NR	19	A	L	81-53	-28
2/1/92	Alabama	NR	24	A	L	72-78	-6
2/8/92	Tennessee	NR	4	H	L	52-77	-25
2/12/92	Vanderbilt	NR	10	A	L	67-93	-26
3/7/92	Alabama	NR	17	N	W	95-87	+8
3/8/92	Tennessee	NR	2	N	L	80-94	-14

## 1992-93 (3-4)

Date	Opponent	UK	Opp.	Site	W/L	Score	Pt. Diff.
12/5/92	Connecticut	NR	21	H	W	75-54	+21
12/31/92	Kansas	NR	25	H	W	71-61	+10
1/16/93	Auburn	NR	9	H	L	49-52	-3
1/19/93	Western Ky.	NR	17	H	W	62-60	+2
2/6/93	Tennessee	NR	1	A	L	61-85	-24

2/23/93	Vanderbilt	NR	5	H	L	52-65	-13
3/7/93	Vanderbilt	NR	3	N	L	61-68	-7

## 1993-94 (0-8)

Date	Opponent	UK	Opp.	Site	W/L	Score	Pt. Diff.
12/10/93	Western Ky.	NR	20	A	L	77-82 (OT)	-5
12/21/93	Ohio State	NR	14	H	L	81-94	-13
12/31/93	UNC	NR	6	N	L	75-80 (OT)	-5
1/12/94	Vanderbilt	NR	6	A	L	56-83	-27
1/29/94	Auburn	NR	23	A	L	61-75	-14
2/13/94	Alabama	NR	20	A	L	82-96	-14
2/20/94	Tennessee	NR	1	H	L	89-95 (OT)	-6
3/5/94	Vanderbilt	NR	13	N	L	67-72	-5

## 1994-95 (1-7)

Date	Opponent	UK	Opp.	Site	W/L	Score	Pt. Diff.
12/11/94	Western Ky.	NR	17	H	L	48-64	-16
1/4/95	Florida	NR	16	H	W	63-55	+8
1/22/95	Georgia	NR	11	H	L	57-68	-11
1/26/95	Vanderbilt	NR	9	H	L	53-82	-29
2/4/95	Arkansas	NR	22	A	L	56-62	-6
2/11/95	Alabama	NR	19	H	L	62-68	-6
2/19/95	Tennessee	NR	2	A	L	41-67	-26
3/4/95	Tennessee	NR	2	N	L	62-74	-12

## 1995-96 (1-9)

Date	Opponent	UK	Opp.	Site	W/L
------	----------	----	------	------	-----



# YEAR-BY-YEAR VS. RANKED OPPONENTS

1/23/00	Tennessee	NR	2	H	L	65-71	-6
1/30/00	Tennessee	NR	4	A	L	48-77	-29
2/17/00	Georgia	NR	3	H	L	69-73	-4
2/27/00	Miss. State	NR	20	H	L	46-63	-17
3/3/00	Georgia	NR	2	N	L	45-63	-18

## 2000-01 (0-10)

Date	Opponent	UK	Opp.	Site	W/L	Score	Pt. Diff.
12/1/00	Purdue	NR	6	H	L	67-87	-20
12/6/00	Xavier	NR	19	A	L	62-80	-18
1/4/01	Auburn	NR	20	A	L	40-73	-33
1/7/01	Florida	NR	14	H	L	48-85	-37
1/11/01	Vanderbilt	NR	18	H	L	61-91	-30
1/18/01	LSU	NR	12	A	L	64-87	-23
1/21/01	Tennessee	NR	2	H	L	38-110	-72
1/27/01	Tennessee	NR	3	A	L	39-83	-44
2/15/01	Georgia	NR	5	A	L	58-91	-33
3/1/01	LSU	NR	16	N	L	57-72	-15

## 2001-02 (0-8)

Date	Opponent	UK	Opp.	Site	W/L	Score	Pt. Diff.
11/28/01	UNC	NR	24	A	L	64-102	-38
1/10/02	Vanderbilt	NR	8	A	L	54-71	-17
1/13/02	Auburn	NR	19	H	L	66-70	-4
2/10/02	So. Carolina	NR	9	H	L	73-74	-1
2/14/02	Florida	NR	14	A	L	59-81	-22
2/19/02	Cincinnati	NR	25	A	L	57-73	-16
2/21/02	Vanderbilt	NR	6	H	L	57-73	-16
2/24/02	Tennessee	NR	4	A	L	64-89	-25

## 2002-03 (0-8)

Date	Opponent	UK	Opp.	Site	W/L	Score	Pt. Diff.
1/16/03	LSU	NR	2	A	L	39-82	-43
1/19/03	Vanderbilt	NR	17	A	L	50-84	-34
1/26/03	Georgia	NR	24	A	L	59-71	-13
2/9/03	Vanderbilt	NR	18	H	L	63-85	-22
2/13/03	Arkansas	NR	13	H	L	60-70	-10
2/16/03	Miss. State	NR	16	A	L	46-96	-50
2/27/03	So. Carolina	NR	16	A	L	51-97	-46
3/2/03	Tennessee	NR	3	H	L	69-84	-15

## 2003-04 (0-7)

Date	Opponent	UK	Opp.	Site	W/L	Score	Pt. Diff.
11/25/03	UNC	NR	13	H	L	59-75	-16
1/11/04	Georgia	NR	12	H	L	53-74	-21
1/18/04	LSU	NR	14	H	L	69-70	-1
1/29/04	Tennessee	NR	1	H	L	72-81	-9
2/5/04	Auburn	NR	19	H	L	54-71	-17
2/8/04	Florida	NR	24	A	L	56-76	-20
2/29/04	Georgia	NR	19	A	L	62-73	-11

## 2004-05 (1-5)

Date	Opponent	UK	Opp.	Site	W/L	Score	Pt. Diff.
11/27/04	Rutgers	NR	17	N	L	60-75	-15
1/13/05	Georgia	NR	18	H	W	71-63	+8
1/23/05	Tennessee	NR	7	A	L	49-67	-18
1/27/05	Vanderbilt	NR	23	H	L	67-73	-6
2/6/05	Georgia	NR	18	A	L	64-68	-4
2/17/05	LSU	NR	1	A	L	58-81	-23

## 2005-06 (2-5)

Date	Opponent	UK	Opp.	Site	W/L	Score	Pt. Diff.
12/18/05	LSU	NR	3	H	L	36-66	-30
1/26/06	Tennessee	NR	1	H	W	66-63	+3
2/2/06	Georgia	21	14	A	L	57-91	-34
2/23/06	Vanderbilt	NR	23	A	L	55-72	-17
3/3/06	Florida	NR	23	N	W	88-70	+18
3/4/06	LSU	NR	3	N	L	52-79	-17
3/20/06	Michigan St.	NR	16	N	L	63-67	-4

## 2006-07 (0-7)

Date	Opponent	UK	Opp.	Site	W/L	Score	Pt. Diff.
12/3/06	Louisville	24	19	A	L	75-83	-8
1/6/07	Ohio State	NR	7	A	L	51-53	-2
1/18/07	LSU	NR	8	A	L	58-76	-18

2/1/07	Vanderbilt	NR	15	H	L	62-63	-1
2/11/07	Tennessee	NR	3	A	L	62-84	-22
2/15/07	Georgia	NR	11	H	L	72-82 (OT)	-10
3/2/07	Georgia	NR	10	N	L	40-72	-32

## 2007-08 (3-9)

Date	Opponent	UK	Opp.	Site	W/L	Score	Pt. Diff.
11/14/07	George Wash.	NR	14	A	L	65-75	-10
11/24/07	Texas	NR	21	N	L	60-72	-12
12/28/07	ODU	NR	23	H	L	62-71	-9
1/17/08	Tennessee	NR	2	H	L	40-65	-25
1/20/08	Auburn	NR	20	H	W	62-55	+7
1/27/08	LSU	NR	9	H	L	46-72	-26
1/31/08	Georgia	NR	17	A	W	47-44	+3
2/3/08	Tennessee	NR	2	A	L	51-79	-28
2/14/08	Vanderbilt	NR	25	A	L	49-66	-17
2/21/08	LSU	NR	6	A	L	48-52	-4
3/07/08	Georgia	NR	23	N	W	57-50	+7
3/08/08	LSU	NR	7	N	L	49-66	-17

## 2008-09 (1-6)

Date	Opponent	UK	Opp.	Site	W/L	Score	Pt. Diff.
12/2/08	Xavier	NR	23	A	L	44-67	-23
12/14/08	Louisville	NR	12	A	L	59-75	-16
1/8/09	Tennessee	NR	13	A	L	64-69	-5
1/29/09	Florida	NR	12	A	L	59-74	-15
2/8/09	Vanderbilt	NR	20	H	L	62-72	-10
2/12/09	Auburn	NR	5	A	L	69-81	-12
2/19/09	Tennessee	NR	13	H	W	66-56	+10

## 2009-10 (5-5)

Date	Opponent	UK	Opp.	Site	W/L	Score	Pt. Diff.
1/7/10	Georgia	NR	8	A	LOT	61-50	-1
1/10/10	Vanderbilt	NR	17	H	W	63-53	+10
1/28/10	LSU	NR	18	A	W	71-62	+9
2/11/10	Georgia	17	19	H	W	64-48	+16
2/15/10	Vanderbilt	17	NR	A	L	55-68	-13
2/25/10	Tennessee	16	4	A	L	65-81	-16
3/7/10	Tennessee	19	4	N	L	62-70	-8
3/22/10	Michigan St.	19	24	N	W	70-52	+18
3/28/10	Nebraska	19	4	N	W	76-67	+9
3/30/10	Oklahoma	19	12	N	L	68-88	-20

## 2010-11 (1-5)

Date	Opponent	UK	Opp.	Site	W/L	Score	Pt. Diff.
11/21/10	Notre Dame	9	12	H	W	81-76	+5
1/4/11	Duke	10	3	A	L	48-54	-6
1/28/11	Arkansas	10	25	A	L	67-78	-11
2/11/11	Tennessee	15	4	H	L	67-73	-6
2/15/11	Tennessee	16	4	N	L	65-90	-25
2/25/11	N. Carolina	17	14	N	L	74-86	-12

## 2011-12 (6-3)

Date	Opponent	UK	Opp.	Site	W/L	Score	Pt. Diff.
12/4/11	Louisville	12	10	H	W	74-54	+10
12/8/11	Duke	10	6	H	W	72-65	+7
12/18/11	Notre Dame	8	3	A	L	83-92	-9
1/12/12	Tennessee	8	6	H	W	61-60	+1
1/15/12	So. Carolina	9	24	A	W	66-58	+8
1/19/12	Georgia	6	15	A	W	69-64	+5
2/13/12	Tennessee	7	13	A	L	54-91	-37
3/19/12	Green Bay	12	10	N	W	65-62	+3
3/27/12	Connecticut	12	3	N	L	65-80	-15

## 2012-13 (8-5)

Date	Opponent	UK	Opp.	Site	W/L	Score	Pt. Diff.
11/13/12	Baylor	6	1	A	L	51-85	-34
12/2/12	Louisville	9	7	A	W	48-47	+1
1/10/13	Texas A&M	6	20	H	W	65-62	+3
1/24/13	So. Carolina	5	18	A	L	50-55	-5
2/3/13	Georgia	8	13	H	L	71-75	-4
2/14/13	So. Carolina	9	16	H	W	78-74	+4
2/18/13	Texas A&M	9	10	A	W	70-66	+4
3/3/13	Tennessee	10	8	H	W	78-65	+13
3/9/13	Georgia	7	12	N	W	60-38	+22

3/10/13	Texas A&M	7	19	N	L	67-75	-8
3/26/13	Dayton	7	18	N	W	84-70	+14
3/30/13	Delaware	7	15	N	W	69-62	+7
4/1/13	UConn	7	3	N	L	53-83	-30

## 2013-14 (6-5)

Date	Opponent	UK	Opp.	Site	W/L	Score	Pt. Diff.
12/1/13	Louisville	7	3	H	W	69-64	+5
12/6/13	Baylor	5	9	N	W	133-130 (4OT)	+3
12/22/13	Duke	5	2	H	L	61-69	-8
1/9/14	So. Carolina	9	10	A	L	59-68	-9
2/2/14	LSU	13	14	H	W	63-56	+7
2/16/14	Tennessee	18	8	A	W	75-71	+4
2/20/14	So. Carolina	16	4	H	L	58-81	-23
2/23/14	Texas A&M	15	16	A	W	83-74	+9
3/8/14	So. Carolina	12	5	N	W	68-58	+10
3/9/14	Tennessee	12	6	N	L	70-71	-1
3/29/14	Baylor	10	5	N	L	72-90	-18

## 2014-15 (6-6)

Date	Opponent	UK	Opp.	Site	W/L	Score	Pt. Diff.
11/17/14	Baylor	11	8	H	W	74-64	+10
12/7/14	Louisville	13	7	A	W	77-68	+39
12/21/14	Duke	8	9	A	L	68-89	-21
1/11/15	So. Carolina	10	1	A	L	50-59	-9
1/29/15	Tennessee	10	6	H	L	72-73	-1
2/1/15	Georgia	10	20	H	W	80-72	+8
2/12/15	Miss. State	10	13	H	W	92-90 2OT	+2
2/15/15	Tennessee	10	6	A	L	58-72	+14
2/19/15	Texas A&M	11	15	H	L	69-81	-12
3/1/15	So. Carolina	13	2	H	W	67-56	+11
3/6/15	Miss. State	12	11	N	W	76-67	+9
3/7/15	Tennessee	12	5	N	L	64-75	-11

## 2015-16 (8-3)

Date	Opponent	UK	Opp.	Site	W/L	Score	Pt. Diff.
11/15/15	Arizona St.	18	15	A	W	68-64 (OT)	+4
12/20/15	Duke	8	13	H	W	71-61	+10
1/14/16	So. Carolina	9	2	H	L	62-73	-11
1/25/16	Tennessee	9	18	H	W	64-63	+1
2/4/16	So. Carolina	18	2	A	L	68-78	-10
2/18/16	Miss. State	16	14	A	W	83-60	+23
2/25/16	Missouri	15	24	H	W	69-59	+10
2/28/16	Texas A&M	15	11	A	W	71-58	+25
3/4/16	Florida	12	25	N	W	92-69	+23
3/5/16	So. Carolina	12	2	N	L	93-63	-30
3/20/16	Oklahoma	12	24	N	W	79-58	+21

## 2016-

# REGULAR-SEASON TOURNAMENTS

The Wildcats are 87-37 in regular-season tournaments with 29 tournament titles.

## 1975-76

### Christmas Tournament

W, Gulf Coast, 79-77  
L, Delta State, 89-40  
L, Anderson College, 81-71

### Tennessee Tech Tournament

**Cookeville, Tenn.**  
L, Tennessee, 70-67  
W, Austin Peay, 76-61

### Louisville Classic

**Louisville, Ky.**  
W, Bellarmine, 72-52  
L, Eastern Kentucky, 70-54

## 1976-77

### Christmas Tournament

L, Belhaven, 74-56  
W, Indiana, 57-46  
W, Pittsburgh, 74-67  
W, Central Missouri, 74-67

### Tennessee Tech Tournament

**Cookeville, Tenn.**  
W, UT-Chattanooga, 75-58  
W, UT-Martin, 63-56  
L, Tennessee Tech, 92-69

## 1977-78

### \*MTSU Tournament

**Murfreesboro, Tenn.**  
W, Memphis State, 101-94  
W, Miss. U. for Women, 78-75

### All-Tournament Team

Debbie Mack, Geri Grigsby

### Lady Kat Invitational

**Lexington, Ky.**  
L, Alabama, 66-62  
W, Indiana, 73-34

### All-LKIT

Linda Edelman, Kentucky  
Debra Oden, Kentucky  
(Chandler-Blanding Cup recipient)

## 1978-79

### MTSU Tournament

**Murfreesboro, Tenn.**  
L, MTSU, 90-87  
L, Miss. U. for Women, 81-76 OT

### Lady Kat Invitational

**Lexington, Ky.**  
W, Florida, 80-69  
L, Dayton, 72-52

## 1979-80

### \*Lady Kat Invitational

**Lexington, Ky.**  
W, Georgia, 82-61  
W, Mississippi State, 86-68

### All-Tournament Team

Patty Jo Hedges, Kentucky  
Mary Boatwright, Miss. State  
Bernadette Locke, Georgia  
Vicki McCall, Miss. State  
Liz Lukschu, Kentucky

## 1980-81

### \*Lady Kat Invitational

**Lexington, Ky.**  
W, James Madison, 72-54  
W, Indiana State, 93-80

### All-Tournament Team

Maria Donhoff, Kentucky  
Patty Jo Hedges, Kentucky  
MVP – Valerie Still, Kentucky  
Judy Ellner, Indiana State  
Peggy Jackson, Indiana State  
Donna Firebaugh, James Madison

## 1981-82

### Detroit Classic Tournament

**Detroit, Mich.**  
L, N.C. State, 77-67  
W, Seton Hall, 90-62

### All-Tournament Team

Patty Jo Hedges, Kentucky  
Valerie Still, Kentucky

### \*Lady Kat Invitational

**Lexington, Ky.**  
W, Cincinnati, 79-66  
W, Southern Illinois, 74-56

### All-Tournament Team

MVP-Valerie Still, Kentucky  
Patty Jo Hedges, Kentucky  
Lea Wise, Kentucky  
Cheryl Cook, Cincinnati  
D.D. Plab, Southern Illinois

## 1982-83

### \*Lady Kat Invitational

**Lexington, Ky.**  
W, South Florida, 93-65  
W, Arkansas, 77-43

### All-Tournament Team

Patty Jo Hedges, Kentucky  
Valerie Still, Kentucky  
MVP - Lea Wise, Kentucky  
Maxine Farmer, Georgia State  
Bettye Fiscus, Arkansas

## 1983-84

### \*Lady Kat Dial Classic

**Lexington, Ky.**  
W, Eastern Kentucky, 77-67  
W, Valdosta State, 89-69  
\* - Won the tournament title

### All-Tournament Team

MVP - Karen Mosley, Kentucky  
Lisa Collins, Kentucky  
Tina Cottle, Eastern Kentucky  
Janet Huff, Wisconsin  
Gina Bozeman, Valdosta State

## 1984-85

### \*Lady Kat Dial Classic

**Lexington, Ky.**  
W, Morehead State, 77-66  
W, West Virginia, 70-63

### All-Tournament Team

MVP - Leslie Nichols, Kentucky  
Diane Stephens, Kentucky  
Georgeann Wells, West Virginia  
Olivia Bradley, Morehead St.  
Connie Appleman, Morehead St.

### C.Q. Data Systems Tournament at N.C. State

#### Raleigh, N.C. (Reynolds Coliseum)

W, N.C. State, 78-69  
L, Old Dominion, L, 66-59

### All-Tournament Team

Leslie Nichols, Kentucky  
Sandy Harding, Kentucky

## 1985-86

### \*Lady Kat Dial Classic

**Lexington, Ky.**  
W, Cleveland State, 101-63  
W, MTSU, 85-77

### All-Tournament Team

MVP - Leslie Nichols, Kentucky  
Debbie Miller, Kentucky  
Jodie Whitaker, Kentucky  
Kim Webb, MTSU  
Janet Knight, Clemson

## 1986-87

### \*Lady Kat Invitational

**Lexington, Ky.**  
W, Bowling Green St., 74-62  
W, Illinois State, 78-70

### All-Tournament Team

MVP – Bebe Croley, Kentucky  
Sandy Harding, Kentucky  
Ellen McGrew, Illinois State  
Susan Willman, Illinois State  
Jackie Motycka, Bowling Green

### St. John's Christmas Tournament

#### Jamaica, N.Y. (Alumni Hall)

W, Howard, 65-62  
L, Duke, 68-63

## 1987-88

### \*Lady Kat Invitational

**Lexington, Ky.**  
W, Louisville, 98-77  
W, East Carolina, 93-75

### All-Tournament Team

Belitta Croley, Kentucky  
Pam Shrum, Kentucky  
MVP – Jodie Whitaker  
Sue Niessen, Central Michigan  
Monique Pompili, East Carolina  
Alma Bethea, East Carolina

## 1988-89

### \*Lady Kat Invitational

**Lexington, Ky.**  
W, American University, 84-46  
W, Radford, 89-83

### All-Tournament Team

MVP – Jodie Whitaker, Kentucky  
Kristi Cushenberry, Kentucky  
Patrinda Toney, Radford  
Stephanie Howard, Radford  
Polly Innerarity, Florida A&M



# REGULAR SEASON TOURNAMENTS

## 1989-90

### \*Lady Kat Invitational Lexington, Ky.

W, Kentucky State, 121-44  
W, Missouri, 102-84

### All-Tournament Team

MVP – Kristi Cushenberry, Kentucky  
Vanessa Foster-Sutton, Kentucky  
Tracye Davis, Kentucky  
Lisa Sanbothe, Missouri  
Amy Humphries, Evansville

### \*Michigan State Holiday Classic East Lansing, Mich. (Jack Breslin Student Events Center)

W, Michigan State, 89-72  
W, Miami (Fla.), 80-71

### All-Tournament Team

Kristi Cushenberry, Kentucky

## 1990-91

### \*Lady Kat Invitational Lexington, Ky.

W, Kent State, 114-83  
W, Duquesne, 101-56

### All-Tournament Team

MVP – Jocelyn Mills, Kentucky  
Stacy McIntyre, Kentucky  
Stephanie Greer, Valparaiso  
Ann Forbes, Kent State  
Darcie Vincent, Duquesne

### \*Nevada-Reno New Year's Classic Reno, Nevada (Old Gym)

W, Northeast Louisiana, 73-66  
W, Indiana, 78-71

### All-Tournament Team

Stacy McIntyre, Kentucky  
Kristi Cushenberry, Kentucky

## 1991-92

### Lady Kat Invitational Lexington, Ky.

W, Wichita State, 79-58  
L, Houston, 76-70

### All-Tournament Team

Tedra Eberhart, Kentucky  
MVP – Stacy McIntyre, Kentucky  
Darla Simpson, Houston  
LaShawn Johnson, Houston  
Tami Varnado, Alcorn State

### Kansas Dial Classic Lawrence, Kan. (Allen Fieldhouse)

W, St. John's, 83-77  
L, Kansas, 62-51

### St. John's Cahill Classic Jamaica, N.Y. (Alumni Hall)

W, Holy Cross, 87-69  
L, St. John's, 73-64

### All-Tournament Team

Stacy McIntyre, Kentucky

## 1992-93

### \*Lady Kat Invitational - Lexington, Ky.

W, Murray State, 89-55  
W, Connecticut, 75-54

### All-Tournament Team

MVP - Jocelyn Mills, Kentucky  
Mia Daniel, Kentucky  
Darlene Saar, George Washington  
Jennifer Rizzotti, Connecticut  
Jennifer Parker, Murray State

### Iowa Amana Hawkeye Classic Iowa City, Iowa (Carver-Hawkeye Arena)

L, UNC-Charlotte, 57-54  
W, West Virginia, 73-63

### All-Tournament Team

Jocelyn Mills, Kentucky

### Wichita State Pizza Hut Classic Wichita, Kan. (Levitt Arena)

L, Oklahoma State, 61-57  
W, Chicago State, 95-33

### All-Tournament Team

Stacey Reed, Kentucky

## 1993-94

### \*Lady Kat Invitational Lexington, Ky.

W, Marist, 96-65  
W, Georgetown, 87-82

### All-Tournament Team

MVP - Tedra Eberhart, Kentucky  
Stacey Reed, Kentucky  
Christe Jordan, Kentucky  
Nadira Ricks, Georgetown  
Jean-Marie Lesko, Marist

### \*Citrus Sports Travel Holiday Classic Orlando, Fla. (UCF Arena)

W, Central Florida, 87-45  
W, Florida State, 58-55

### All-Tournament Team

Stacey Reed, Kentucky

## 1994-95

### Lady Kat Invitational Lexington, Ky.

W, UMass, 73-55  
W, St. John's, 67-54

### All-Tournament Team

MVP – Stacey Reed, Kentucky  
Vonda Jackson, Kentucky  
Tawana Jackson, St. John's  
Traci Parsons, Eastern Michigan  
Melissa Gurile, UMass

## 1995-96

### \*UK Invitational Tournament Lexington, Ky.

W, UNC-Asheville, 98-76  
W, Toledo, 88-76

### All-Tournament Team

Tiffany Wait, Kentucky

### Northwestern Inv. Tournament Evanston, Ill. (Welsh-Ryan Arena)

W, Loyola (Md.), 67-54  
L, Northwestern, 78-42

### All-Tournament Team

Shaunda Roberts, Kentucky

### Big Four ACC Classic Greensboro, N.C.

L, Duke, 73-54  
L, N.C. State, 66-62

### All-Tournament Team Kim Denkins, Kentucky

## 1996-97

### Western Michigan Tournament Kalamazoo, Mich. (University Arena)

L, Michigan, 68-54  
W, Western Michigan, 61-44

### \*Villanova Wildcat Classic Villanova, Penn. (duPont Pavilion)

W, Alaska-Anchorage, 76-41  
W, Villanova, 63-54

### All-Tournament Team

MVP – Nikki Hay, Kentucky

## 1997-98

### Nebraska CableVision Classic Lincoln, Neb. (Bob Devaney Sports Center)

W, Illinois-Chicago, 60-46  
L, Nebraska, 68-59

### All-Tournament Team

Laura Meadows, Kentucky  
Tiffany Wait, Kentucky

### \*Citizen's Bank Dartmouth Classic Hanover, N.H. (Leede Arena)

W, UMass, 57-51  
W, Northeastern, 76-39

### All-Tournament Team

MVP – Jaye Barnes, Kentucky  
Laura Meadows, Kentucky

## 1998-99

### Rainbow Wahine Classic Honolulu, Hawaii (Stan Sheriff Center)

W, Louisville, 73-62  
W, Hawaii, 66-57  
L, UCLA, 64-54

### All-Tournament Team

Jaye Barnes, Kentucky

### \*Wichita State Shocker Shootout Wichita, Kan. (Levitt Arena)

W, Eastern Illinois, 90-71  
W, Wichita State, 58-51

### All-Tournament Team

MVP – Jaye Barnes, Kentucky  
Tiffany Wait, Kentucky

## 1999-00

### Coaches vs. Cancer Challenge Hartford, Conn. (Hartford Civic Center)

L, Connecticut, 68-62  
L, Clemson, 70-65

### All-Tournament Team

Erica Jackson, Kentucky

## 2000-01

### Pepperdine Classic Malibu, Calif. (Firestone Fieldhouse)

L, Missouri, 86-51  
L, Houston, 78-77



# REGULAR SEASON TOURNAMENTS

## Baptist Health Systems

**Women's Fab Four Classic**  
Miami, Fla. (Golden Panther Arena)  
W, Florida International, 60-58

## 2001-02

**Lady Tiger Classic**  
**Memphis, Tenn. (Elma Roane Field House)**  
W, Sam Houston State, 100-55  
L, Memphis, 63-55

## All-Tournament Team

Rita Adams, Kentucky  
SeSe Helm, Kentucky  
Charity Clay, UMKC  
Princess Swilley, Memphis  
MVP – Shannon Hamp, Memphis

## \*Dartmouth Blue Sky

**Restaurant Group Classic**  
**Hanover, N.H. (Edward Leede Arena)**  
W, Southern Mississippi, 59-44  
W, Lafayette, 83-60

## All-Tournament Team

MVP – SeSe Helm, Kentucky  
LaTonya McDole, Kentucky  
Katherine Hanks, Dartmouth  
Jennifer Bayer, Lafayette  
Lana Lewis, Southern Mississippi  
La'Tasha Summerall, Southern Mississippi

## 2002-03

**Seattle Times Husky Classic**  
**Seattle, Wash. (Bank of America Arena)**  
W, Pacific, 77-61  
L, Washington, 88-56

## All-Tournament Team

MVP - Giuliana Mendiola, Washington  
Sara Potts, Kentucky  
Loree Payne, Washington  
Andrea Lalum, Washington  
Nancy Dinges, Pacific  
Caitlin Crist, Saint Bonaventure

## Hawaii Invitational

**Honolulu, Hawaii (Stan Sheriff Center)**  
L, Hawaii, 70-59  
W, Long Island, 72-64

## All-Tournament Team

Co-MVP - Christen Roper, Hawaii - (Co-MVP)  
Co-MVP - Natasja Allen, Hawaii  
Jenny Pfeiffer, Kentucky  
Tamika Dudley, Long Island  
Constance Jinks, UNLV  
Jade Abele, Hawaii

## 2003-04

**Odwalla Classic**  
**San Francisco, Calif. (War Memorial Gym)**  
W, Duquesne, 90-83  
L, San Francisco, 67-59

## All-Tournament Team

MVP - SeSe Helm, Kentucky  
Keiko Tate, Kentucky  
Carey Souer, San Francisco  
Toni Russell, San Francisco  
Ashley Hallstead, Davidson

## 2004-05

**Paradise Jam (St. John Bracket - Round Robin)**  
**St. Thomas, US Virgin Islands**  
**(UVI Sports and Fitness Center)**  
W, Duquesne, 73-70  
L, South Dakota State, 55-57  
L, #17/18 Rutgers, 60-75

## All-Tournament Team

MVP - Michelle Campbell, Rutgers  
Sara Potts, Kentucky  
Chelsea Newton, Rutgers  
Matee Ajavon, Rutgers  
Shannon Howell, Oregon State  
Shannon Schlagel, South Dakota State

## Pepperdine Thanksgiving Classic

**Malibu, Calif. (Firestone Fieldhouse)**  
W, Indiana State 68-58  
W, Hofstra 67-54

## All-Tournament Team

MVP - Sarah Elliott, Kentucky  
Samantha Mahoney, Kentucky  
Jasmane Clarendon, Pepperdine  
Melanie Boeglin, Indiana State  
Cigi McCollin, Hofstra  
Lizanne Murphy, Hofstra

## 2005-06

**Pepperdine Thanksgiving Classic**  
**Malibu, Calif. (Firestone Fieldhouse)**  
W, Indiana State 68-58  
W, Hofstra 67-54

## All-Tournament Team

MVP - Sarah Elliott, Kentucky  
Samantha Mahoney, Kentucky  
Jasmane Clarendon, Pepperdine  
Melanie Boeglin, Indiana State  
Cigi McCollin, Hofstra  
Lizanne Murphy, Hofstra

## 2006-07

**Women's Sports Foundation Tournament**  
**Lexington, Ky. (Memorial Coliseum)**  
W, Washington State 80-51  
L, Indiana 51-54

## All-Tournament Team

MVP - Jamie Braun, Indiana  
Sarah Elliott, Kentucky  
Samantha Mahoney, Kentucky  
Kim Roberson, Indiana  
Alex Tchangoue, Wake Forest

## Odwalla Classic

**San Francisco, Calif. (War Memorial Gym)**  
L, Delaware 70-86  
W, Southern Illinois 78-59

## All-Tournament Team

MVP - Tyresa Smith, Delaware  
Sarah Elliott, Kentucky  
Dominique Carter, San Francisco  
Chrissy Fisher, Delaware  
Carlai Moore, Southern Illinois

## Wells Fargo New Year's Classic

**San Antonio, Texas (USTA Convocation Center)**  
W, Kent State 82-47  
W, Memphis 86-51

## All-Tournament Team

Sarah Elliott, Kentucky  
Vivian Ewalefo, UTSA  
Lynsey Freeman, UTSA  
Jamilah Humes, Kent State  
Aroha Jennings, Memphis

## 2007-08

**Rainbow Wahine Classic**  
**Honolulu, Hawaii (Stan Sheriff Center)**  
L, Minnesota 80-92  
L, #21/22 Texas 60-72  
W, Lipscomb 76-55

## All-Tournament Team

MVP – Danielle Hood, Hartford  
Brittainey Raven, Texas  
Emily Fox, Minnesota  
Ashley Ellis-Milan, Minnesota  
Lyndra Littles, Virginia  
Monica Wright, Virginia  
Diana Delva, Hartford  
Marylynne Schaefer, Hartford

## 2008-09

**Courtyard LaGuardia Turkey Classic**  
**Brooklyn, N.Y. (Wellness, Recreating and Athletic Center)**  
W, Yale, 87-82  
W, Long Island, 46-43

## All-Tournament Team

MVP - Carly Ormerod, Kentucky  
Amber Smith, Kentucky  
Connie James, Long Island  
Ashley Palmer, Long Island  
Melissa Colborne, Yale

## 2010-11

**Lady Eagle Thanksgiving Classic sponsored by LaQuinta Inn**  
**Hattiesburg, Miss. (Reed Green Coliseum)**  
W, Murray State, 91-59  
W, Southern Miss, 79-60

## All-Tournament Team

MVP - A'dia Mathies, Kentucky  
Kastine Evans, Kentucky  
Jamiera Faulkner, Southern Miss  
Rachel Vigers, Southern Miss  
Mercedes Johnson, Louisiana-Lafayette  
Kayla Lowe, Murray State

## 2014-15

**Paradise Jam (Reef Division)**  
**St. Thomas, Virgin Islands (UVI Sports and Fitness Center)**  
L, vs. Illinois 71-77  
W, vs. Oklahoma, ot, 92-88  
W, vs. USF, 61-57

## All-Tournament Team

MVP – Makayla Epps, Kentucky  
Jennifer O'Neill, Kentucky  
Courtney Williams, USF  
Ivory Crawford, Illinois  
Sharane Campbell-Olds, Oklahoma

## 2016-17

**Kentucky Classic**  
**Lexington, Ky. (Memorial Coliseum)**  
W, vs. No. 14 Miami (Fla.), 82-66  
W, vs. Albany, 70-46  
Miami (Fla.) def. Albany 77-53





# CATS IN THE SOUTHEASTERN CONFERENCE

## KENTUCKY AND THE SEC

Women's basketball first came under the auspices of the Southeastern Conference for the 1982-83 season. Games played between SEC teams before that time are not counted in the all-time SEC standings, since there was no uniform number of conference games played each season prior to that time. From 1980-85, the SEC champion was the winner of the SEC Tournament. Since 1986, the SEC champion has been determined by a round robin schedule. The tournament continues to be held to decide the recipient of the league's automatic NCAA tournament bid.

### Eleven Kentucky players have been named to the SEC All-Tournament team:

- Valerie Still (1980, 1981, 1982\*)
- Patty Jo Hedges (1982)
- Jodie Whitaker (1988)
- Stacy McIntyre (1992)
- Victoria Dunlap (2010, 2011)
- A'dia Mathies (2010, 2012, 2013)
- Keyla Snowden (2012)
- Jennifer O'Neill (2014)
- DeNesha Stallworth (2014)
- Makayla Epps (2015, 2016, 2017)
- Evelyn Akhator (2017)

\*Tournament MVP

## ANNUAL SOUTHEASTERN CONFERENCE CHAMPIONS

Year	Overall Champion	SEC Overall	Coach	UK Seed/Finish	Tournament Champion (Site)
1980	Tennessee	33-5	Pat Head	Semifinals	Tennessee (Knoxville, Tenn.)
1981	Auburn	26-7	Joe Ciampi	Semifinals	Auburn (Baton Rouge, La.)
<b>1982</b>	<b>Kentucky</b>	<b>24-8</b>	<b>Terry Hall</b>	<b>Finals</b>	<b>Kentucky (Lexington, Ky.)</b>
1983	Georgia	4-4	27-7 Andy Landers	E2/Quarterfinals	Georgia (Knoxville, Tenn.)
1984	Georgia	7-1	30-3 Andy Landers	E3/Quarterfinals	Georgia (Athens, Ga.)
1985	Tennessee	4-4	22-10 Pat Summitt	E4/1st Round	Tennessee (Oxford, Miss.)
1986	Georgia	9-0	30-2 Andy Landers	6/Quarterfinals	Georgia (Athens, Ga.)
1987	Auburn	8-1	31-2 Joe Ciampi	7/Quarterfinals	Auburn (Albany, Ga.)
1988	Auburn	9-0	32-3 Joe Ciampi	10/Quarterfinals	Tennessee (Albany, Ga.)
1989	Auburn	9-0	32-2 Joe Ciampi	8/1st Round	Tennessee (Albany, Ga.)
1990	Tennessee	8-1	27-6 Pat Summitt	8/1st Round	Auburn (Albany, Ga.)
1991	Georgia	9-0	28-4 Andy Landers	5/Quarterfinals	LSU (Albany, Ga.)
1992	Ole Miss	11-0	29-3 Van Chancellor	6/Semifinals	Tennessee (Albany, Ga.)
1993	Tennessee	11-0	29-3 Pat Summitt	6/Quarterfinals	Vanderbilt (Chattanooga, Tenn.)
1994	Tennessee	11-0	31-2 Pat Summitt	7/Quarterfinals	Tennessee (Chattanooga, Tenn.)
1995	Tennessee	11-0	34-3 Pat Summitt	9/Quarterfinals	Vanderbilt (Chattanooga, Tenn.)
1996	Georgia	10-1	28-5 Andy Landers	12/1st Round	Tennessee (Chattanooga, Tenn.)
1997	Georgia	11-1	25-6 Andy Landers	10/1st Round	Auburn (Chattanooga, Tenn.)
1998	Tennessee	14-0	39-0 Pat Summitt	8/1st Round	Tennessee (Columbus, Ga.)
1999	Tennessee	13-1	31-3 Pat Summitt	7/Semifinals	Tennessee (Chattanooga, Tenn.)
2000	Georgia	13-1	32-4 Andy Landers	9/Quarterfinals	Tennessee (Chattanooga, Tenn.)
	Tennessee	13-1	33-4 Pat Summitt		
2001	Tennessee	14-0	31-3 Pat Summitt	12/1st Round	Georgia (Memphis, Tenn.)
2002	Tennessee	13-1	29-5 Pat Summitt	12/Quarterfinals	Vanderbilt (Nashville, Tenn.)
2003	Tennessee	14-0	33-5 Pat Summitt	9/1st Round	LSU (North Little Rock, Ark.)
2004	Tennessee	14-0	30-3 Pat Summitt	11/1st Round	Vanderbilt (Nashville, Tenn.)
2005	LSU	14-0	33-3 Pokey Chatman	10/1st Round	Tennessee (Greenville, S.C.)
2006	LSU	13-1	31-4 Pokey Chatman	4/Semifinals	Tennessee (North Little Rock, Ark.)
2007	Tennessee	14-0	34-3 Pat Summitt	7/Quarterfinals	Vanderbilt (Duluth, Ga.)
2008	LSU	14-0	31-6 Van Chancellor	4/Semifinals	Tennessee (Nashville, Tenn.)
2009	Auburn	12-2	30-4 Nell Fortner	10/1st Round	Vanderbilt (North Little Rock, Ark.)
2010	Tennessee	15-1	32-3 Pat Summitt	2/Finals	Tennessee (Duluth, Ga.)
2011	Tennessee	16-0	34-3 Pat Summitt	2/Finals	Tennessee (Nashville, Tenn.)
<b>2012</b>	<b>Kentucky</b>	<b>13-3</b>	<b>28-7 Matthew Mitchell</b>	<b>1/Semifinals</b>	<b>Tennessee (Nashville, Tenn.)</b>
2013	Tennessee	13-3	30-6 Pat Summitt	2/Finals	Texas A&M (Duluth, Ga.)
2014	South Carolina	14-2	29-5 Dawn Staley	4/Finals	Tennessee (Duluth, Ga.)
2015	South Carolina	15-1	34-3 Dawn Staley	6/Semifinals	South Carolina (Little Rock, Ark.)
	Tennessee	15-1	30-6 Holly Warlick		
2016	South Carolina	16-0	33-2 Dawn Staley	4/Semifinals	South Carolina (Jacksonville, Fla.)
2017	South Carolina	14-2	33-4 Dawn Staley	4/Semifinals	South Carolina (Greenville, S.C.)
2018	Miss. State	16-0	372 Vic Schaefer	9/Quarterfinals	South Carolina (Nashville, Tenn.)

Note: From 1980-85, the SEC champion was the winner of the SEC Tournament. Since 1986, the SEC champion has been determined by a round-robin schedule. The tournament continues to be held to decide the recipient of the league's automatic NCAA tournament bid.



The 2019 SEC Women's Tournament will be held at Bon Secours Wellness Arena in Greenville, S.C., starting March 6 and concluding on March 10. Seeds 11 through 14 will compete in the opening games of the bracket on Wednesday, with the rest of the event continuing on Thursday. The quarterfinals will take place on Friday with the semifinals Saturday and championship game on Sunday.

### Future SEC Tournament Dates & Sites

- 2019 - March 6-10, Bon Secours Wellness Arena, Greenville, S.C.
- 2020 - TBD, Bon Secours Wellness Arena, Greenville, S.C.
- 2021 - TBD, Bon Secours Wellness Arena, Greenville, S.C.
- 2022 - TBD, Bridgestone Arena, Nashville, Tenn.
- 2026 - TBD, Bridgestone Arena, Nashville, Tenn.





# UK IN THE SEC TOURNAMENT

## SEC TOURNAMENT RECORDS

### TEAM RECORDS

#### Most Points In a Game

UK: 106 vs. Mississippi State 1/30/1981  
Opp: 100 (Tennessee) 3/5/1988

#### Fewest Points In a Game

UK: 40 vs. Georgia 3/2/2007  
Opp: 38 (Georgia) 3/9/2013

#### Most Rebounds

UK: 57 vs. Arkansas 3/6/1992  
Opp: 61 (Florida) 3/2/1990

#### Fewest Rebounds

UK: 25 vs. LSU 3/4/2006 and  
25 vs. Alabama 2/26/1982  
Opp: 26 (Mississippi State) 2/28/2002

#### Highest Field Goal Percentage

UK: 66.7% vs. Mississippi State 1/30/1981  
Opp: 58.0% (LSU) 3/1/2001

#### Lowest Field Goal Percentage

UK: 20.0% vs. Georgia 3/2/2007  
Opp: 22.2% (Georgia) 3/9/2013

#### Highest Free Throw Percentage

UK: 90.5% vs. Vanderbilt 3/5/1994  
Opp: 93.3% (Auburn) 3/3/2005

#### Lowest Free Throw Percentage

UK: 30.4% (7-of-23) vs. Florida 3/2/1990  
Opp: 40.0% (Mississippi St.) 2/23/1985, (LSU) 3/4/11

#### Highest 3-Point Field Goal Percentage

UK: 62.5% vs. Vanderbilt 3/4/1988  
Opp: 77.8% (UGA) 3/5/2009

#### Lowest 3-Point Field Goal Percentage

UK: 0.0% vs. LSU 3/1/2001  
Opp: 0.0% (Tennessee) 3/4/1995

#### Field Goals Made

UK: 37 vs. Alabama 2/26/1982  
Opp: 37 (Tennessee) 3/5/1988  
37 (South Carolina) 3/5/2016

#### Field Goals Attempted

UK: 85 vs. Alabama 3/7/1992  
Opp: 82 (Tennessee) 3/5/1988

#### 3-Point Field Goals Made

UK: 10 vs. Auburn 3/3/1995  
Opp: 16 (Tennessee) 3/6/11

#### 3-Point Field Goals Attempted

UK: 24 vs. Texas A&M 3/10/2013  
Opp: 33 (South Carolina) 3/4/1994

#### Free Throws Made

UK: 30 vs. LSU 2/26/1999  
Opp: 34 (LSU) 3/3/2012

#### Free Throws Attempted

UK: 40 vs. LSU 2/26/1999  
40 vs. LSU 3/3/2016  
Opp: 43 (LSU) 3/3/2012

#### Assists

UK: 29 vs. LSU 2/27/1982  
Opp: 29 (Tennessee) 3/28/1982

#### Steals

UK: 14 vs. Vanderbilt 3/8/2013; LSU 2/26/1999;  
Auburn 1/31/1981  
Opp: 13 (Alabama) 3/7/1992

#### Blocked Shots

UK: 8 vs. Texas A&M 3/10/13; LSU 2/26/1999  
Opp: 10 (Tennessee) 3/6/11

#### Turnovers- High

UK: 25 vs. Mississippi State 2/23/1985  
Opp: 28 (Mississippi State) 3/6/2010

#### Turnovers- Low

UK: 5 vs. South Carolina 3/8/2014  
Opp: 6 (South Carolina) 3/4/17

#### Margin of Victory

24 vs. Auburn 3/4/1995 and MSU 1/30/1981

#### Margin of Defeat

34 (Tennessee) 3/5/1988

### INDIVIDUAL RECORDS BY KENTUCKY

#### Points

34 Valerie Still vs. LSU 2/27/1982

#### Rebounds

19 Jennifer Humphrey vs. Arkansas  
3/1/2007

#### Field Goals Made

13 Valerie Still vs. Tennessee 2/28/1982  
13 Valerie Still vs. Mississippi State 1/30/1981

#### Field Goals Attempted

26 Jodie Whitaker vs. Tennessee 3/5/1988  
26 Makayla Epps vs. So. Carolina 3/4/17

#### Free Throws Made

11 Stacey Reed vs. South Carolina 3/4/1994  
11 A'dia Mathies vs. Mississippi St. 3/6/2010

#### Free Throws Attempted

14 Stacey Reed vs. South Carolina 3/4/1994

#### 3-Point Goals Made

5 Sara Potts vs. Auburn 3/6/2003  
5 Keyla Snowden vs. LSU 3/3/2012

#### 3-Point Goals Attempted

13 Shaunda Roberts vs. Auburn 3/1/1996  
13 Keyla Snowden vs. LSU 3/3/2012  
13 Jennifer O'Neill vs. Texas A&M 3/10/2013

#### Assists

15 Patty Jo Hedges vs. LSU 2/27/1982

#### Steals

6 Leslie Nichols vs. LSU 3/1/1986  
6 Valerie Still vs. Auburn 1/31/1981

#### Blocked Shots

5 Victoria Dunlap vs. Mississippi St. 3/6/2010

#### Turnovers

8 Sandy Harding vs. Georgia 3/8/1987  
8 Laurie Hudgens vs. Mississippi State  
2/23/1985

### INDIVIDUAL RECORDS BY OPPONENTS

#### Points

29 Simone Augustus (LSU) 3/4/2006

#### Rebounds

17 Lori Monroe (Auburn) 3/3/1983  
17 Tiffany Clarke (Vanderbilt) 3/5/2011

#### Field Goals Made

13 Sonya Meadows (Mississippi State)  
1/30/1981  
13 Simone Augustus (LSU) 3/4/2006

#### Field Goals Attempted

26 Daisy Casher (MSU) 2/23/1985

#### Free Throws Made

13 Shannon Johnson (South Carolina) 3/4/1994

#### Free Throws Attempted

17 Shannon Johnson (South Carolina) 3/4/1994

#### 3-Point Goals Made

7 Angie Bjorklund (Tennessee) 3/6/2011  
7 Jasmine Lister (Vanderbilt) 3/8/2013

#### 3-Point Goals Attempted

12 Christi Timmons (USC) 3/4/1994  
12 Hannah Cook (Alabama) 3/3/17

#### Assists

12 Lea Henry (UT) 2/28/1982

#### Steals

6 Armelie Lumanu (MSU) 3/6/2010

#### Blocked Shots

6 Carla Thomas (Vanderbilt) 3/4/2004

#### Turnovers

10 Bonita Branch (LSU) 3/1/1986  
10 Armelie Lumanu (MSU) 3/6/2010

## KENTUCKY'S SEC TOURNAMENT HISTORY

### 10 Team Format UK Seed

1980	Knoxville	Alabama (QF)	77-69	W
		Ole Miss (SF)	62-79	L
1981	Baton Rouge	Miss. State (QF)	106-82	W
		Auburn (SF)	66-70	L
		Georgia (Con.)	62-72	L
1982	Lexington	Florida (1st)	89-87	W
		Alabama (QF)	82-76	W
		LSU (SF)	85-71	W
		Tennessee (F)	80-74	W
1983	Knoxville	E2 Auburn (QF)	70-85	L
1984	Athens	E3 LSU (QF)	81-91	L
1985	Lexington	E4 Miss. State (1st)	55-58	L
1986	Athens	6 LSU (QF)	66-67	L
1987	Albany	7 Florida (1st)	75-53	W
		Georgia (QF)	64-67	L
1988	Albany	10 Vanderbilt (1st)	75-67	W
		Tennessee (QF)	66-100	L
1989	Albany	8 Florida (1st)	64-67	L
1990	Albany	8 Florida (1st)	54-70	L
1991	Albany	5 LSU (QF)	79-96	L

### 12 Team Format UK Seed

1992	Albany	6 Arkansas (1st)	79-63	W
		Alabama (QF)	95-87	W
		Tennessee (SF)	84-90	L
1993	Chattanooga	6 Miss. State (1st)	84-73	W
		Vanderbilt (QF)	61-68	L
1994	Chattanooga	7 South Carolina (1st)	83-80	W
		Vanderbilt (QF)	67-72	L
1995	Chattanooga	9 Auburn (1st)	75-51	W
		Tennessee (QF)	62-74	L
1996	Chattanooga	12 Auburn (1st)	43-58	L
1997	Chattanooga	10 Arkansas (1st)	60-71	L
1998	Columbus	8 Miss. State (1st)	48-67	L
1999	Chattanooga	7 Ole Miss (1st)	75-59	W
		LSU (QF)	81-71	W
		Georgia (SF)	62-68	L
2000	Chattanooga	9 Alabama (1st)	67-63	W
		Georgia (QF)	45-63	L
2001	Memphis	12 LSU (1st)	57-72	L

2002	Nashville	12 Miss. State (1st)	75-72	W
		LSU (QF)	62-74	L
2003	N. Little Rock	9 Auburn (1st)	62-68	L
2004	Nashville	11 Vanderbilt (1st)	41-60	L
2005	Greenville	10 Auburn (1st)	57-62	L
2006	N. Little Rock	4 Florida (QF)	88-70	W
		LSU(SF)	52-79	L
2007	Duluth, Ga.	7 Arkansas (1st)	72-57	W
		Georgia (QF)	40-72	L
2008	Nashville	4 Georgia (QF)	57-50	W
		LSU (SF)	49-66	L
2009	N. Little Rock	10 Georgia (1st)	64-82	L
2010	Duluth, Ga.	2 Auburn (QF)	65-54	W
		Miss.State (SF)	76-65	W
		Tennessee (F)	62-70	L
2011	Nashville	2 LSU (QF)	60-58	W
		Vanderbilt (SF)	69-56	W
		Tennessee (F)	65-90	L
2012	Nashville	1 Florida (QF)	71-67	W
		LSU (SF)	61-72	L

### 14 Team Format UK Seed

2013	Duluth, Ga.	2 Vanderbilt (QF)	76-65	W
		Georgia (SF)	60-38	W
		Texas A&M (F)	67-75	L
2014	Duluth, Ga.	4 Florida (QF)	75-70	W
		South Carolina (SF)	68-58	W
		Tennessee (F)	70-71	L
2015	Little Rock, Ark.	6 Vanderbilt (2nd)	67-61	W
		Miss. State (QF)	76-67	W
		Tennessee (SF)	75-64	L
2016	Jacksonville, Fla.	4 LSU (2nd)	79-71	W
		Florida (QF)	92-69	W
		South Carolina (SF)	93-63	L
2017	Greenville, S.C.	3 Alabama (QF)	65-55	W
		South Carolina (SF)	89-77	L
2018	Nashville	9 Alabama (2nd)	71-64	W
		Miss. State (QF)	81-54	L

## KENTUCKY IN THE SEC TOURNAMENT (1980-2017)

### SEC TOURNAMENT RECORD: 34-38 (.472)

First Round Games: 11-11 (.500)

Second Round Games: 3-0 (1.000)

Quarterfinal Games: 15-13 (.535)

Semifinal Games: 5-10 (.333)

Consolation Game: 0-1 (.000)

Championship Games: 1-4 (.200)

1982 - W, Tennessee, 80-74 (H)

2010 - L, Tennessee, 70-62 (N)

2011 - L, Tennessee, 90-65 (N)

2013 - L, Texas A&M, 75-67 (N)

2014 - L, Tennessee, 71-70 (N)

SEC Championship Titles: 1 - 1982 (UK 80, UT 74)

### UK vs. SEC MM Era

vs. Alabama:	6-0.....	2-0
vs. Arkansas:	2-1.....	0-0
vs. Auburn:	2-5.....	1-0
vs. Florida:	6-2.....	3-0
vs. Georgia:	2-6*.....	2-1
vs. LSU:	4-8.....	2-2
vs. Ole Miss:	1-1.....	0-0
vs. Mississippi St.:	5-3.....	2-1
vs. South Carolina:	2-2.....	1-2
vs. Tennessee:	1-7.....	0-4
vs. Texas A&M:	0-1.....	0-1
vs. Vanderbilt:	4-3.....	3-0

\*Includes 1981 consolation game vs. Georgia



# UK IN THE NCAA TOURNAMENT

## NCAA TOURNAMENT RECORDS

### TEAM RECORDS

#### Most Points In a Game

UK: 106 vs. Wright State 3/22/2014  
Opp: 99 (Dayton) 3/20/2015

#### Fewest Points In a Game

UK: 60 vs. Louisiana Tech 3/20/1982  
Opp: 31 (UNC Asheville) 3/19/2016

#### Most Rebounds

UK: 67 vs. Wright State 3/22/2014  
Opp: 55 (North Carolina) 3/21/2011

#### Fewest Rebounds

UK: 25 vs. Louisiana Tech 3/20/1982  
Opp: 25 (Nebraska) 3/28/2010

#### Highest Field Goal Percentage

UK: 59.1% (39-of-66) vs. Illinois 3/14/1982  
Opp: 64.6% (31-of-48) (Indiana) 3/18/1983

#### Lowest Field Goal Percentage

UK: 31.1% vs. Connecticut 3/27/2012  
Opp: 20.6% (13-of-63) (UNC Asheville) 3/16/2016

#### Highest Free Throw Percentage

UK: 100% (4-of-4) vs. Michigan State 3/20/2006  
Opp: 95.0% (19-of-20) (Delaware) 3/30/2013

#### Lowest Free Throw Percentage

UK: 0.0% (0-1) vs. Drake 3/12/1986  
Opp: 28.6% (6-21) (Louisiana Tech) 3/20/1982

#### Highest 3-Point Field Goal Percentage

UK: 63.6% (7-of-11) vs. Liberty 3/20/2010  
Opp: 61.1% (11-of-18) (Dayton) 3/22/2015

#### Lowest 3-Point Field Goal Percentage

UK: 11.1% (1-of-9) vs. Chattanooga 3/18/2006  
Opp: 12.0% (3-of-25) (UNC Asheville) 3/19/16

#### Field Goals Made

UK: 44 vs. Wright State 3/22/2014  
Opp: 38 (Louisiana Tech) 3/20/1982

#### Field Goals Attempted

UK: 81 vs. North Carolina 3/21/2011  
Opp: 83 (Wright State) 3/22/2014

#### 3-Point Field Goals Made

UK: 12 vs. Gonzaga 3/25/2012  
Opp: 11 (Dayton) 3/22/2015, (Washington) 3/25/16

#### 3-Point Field Goals Attempted

UK: 24, twice, vs. Delaware 3/30/2013 & Dayton 3/26/2013  
Opp: 28 (Washington) 3/25/16

#### Free Throws Made

UK: 31 vs. Nebraska 3/13/1999 and Tenn. St. 3/20/2015  
Opp: 32 (UCLA) 3/15/1999

#### Free Throws Attempted

UK: 42 vs. Tennessee State 3/20/2015  
Opp: 35 (Nebraska) 3/13/1999, UCLA 3/15/1999 and UConn 3/27/2012

#### Assists

UK: 27 vs. Drake 3/12/1986  
Opp: 24 (Louisiana Tech) 3/20/1982

#### Steals

UK: 18 vs. Tennessee State 3/20/2015  
Opp: 21 (Green Bay) 3/19/2012

#### Blocked Shots

UK: 12 vs. Wright State 3/22/2014  
Opp: 10 (Connecticut) 4/1/2013; (Ohio St.) 3/19/17

#### Turnovers- High

UK: 34 vs. Green Bay 3/19/2012  
Opp: 26 (South Carolina 3/18/1982, Tennessee State 3/20/2015)

#### Turnovers- Low

UK: 5 vs. Dayton 3/22/2015  
Opp: 6 (Ohio State) 3/19/17

#### Largest Margin of Victory

54 vs. UNC Asheville 3/19/2016

#### Largest Margin of Defeat

24 (UCLA) 3/15/1999

### INDIVIDUAL RECORDS BY UK

#### Points (30 or more)

- 34 A'dia Mathies vs. Dayton 3/26/2013
- 32 A'dia Mathies vs. Liberty 3/20/2010
- 31 Victoria Dunlap vs. Oklahoma 3/30/2010
- 30 Lea Wise vs. Illinois 3/14/1982
- 30 Makayla Epps vs. Washington 3/25/16
- 30 Makayla Epps vs. Belmont 3/17/17

#### Rebounds

- 23 Evelyn Akhator vs. Ohio State 3/19/17
- 14 Samarie Walker vs. Wright State 3/22/2014
- 14 Evelyn Akhator vs. Washington 3/25/16
- 13 Valerie Still vs. Illinois 3/14/1982
- 13 Valerie Still vs. South Carolina 3/18/1982
- 13 Valerie Still vs. Indiana 3/18/1983
- 13 Victoria Dunlap vs. Oklahoma 3/30/2010
- 13 Samarie Walker vs. McNeese State 3/17/2012
- 13 Samarie Walker vs. Green Bay 3/19/2012

#### Field Goals Made (10 or more made)

- 15 Lea Wise vs. Illinois 3/14/1982
- 13 A'dia Mathies vs. Dayton 3/26/2013
- 13 Makayla Epps vs. Washington 3/25/16

#### Field Goals Attempted

- 26 Makayla Epps vs. Washington 3/25/16

#### Free Throws Made

- 12 A'dia Mathies vs. Liberty 3/20/2010

#### Free Throws Attempted

- 17 A'dia Mathies vs. Liberty 3/20/2010

#### 3-Point Goals Made

- 6 A'dia Mathies vs. Dayton 3/26/2013

#### 3-Point Goals Attempted

- 10 Keyla Snowden vs. UNC3/21/2011

#### Assists

- 13 Patty Jo Hedges vs. Illinois 3/14/1982

#### Steals

- 5 Victoria Dunlap vs. Liberty 3/20/2010
- 5 Jennifer O'Neill vs. Dayton 3/22/2015

#### Blocked Shots

- 6 Alexis Jennings vs. Oklahoma, 3/21/2016

#### Turnovers

- 10 Lea Wise vs. Louisiana Tech 3/20/1982

### INDIVIDUAL RECORDS BY OPPONENTS

#### Points

- 35 Wanda Ford (Drake) 3/12/1986

#### Rebounds

- 19 Sheila Foster (South Carolina) 3/18/1982

#### Field Goals Made

- 15 Wanda Ford (Drake) 3/12/1986

#### Field Goals Attempted

- 25 Talia Walton (Washington) 3/25/16

#### Free Throws Made

- 15 Maylana Martin (UCLA) 3/15/1999

#### Free Throws Attempted

- 15 Maylana Martin (UCLA) 3/15/1999

#### 3-Point Goals Made

- 5 Darby Maggard (Belmont) 3/17/17

#### 3-Point Goals Attempted

- 12 Darby Maggard (Belmont) 3/17/17
- 12 Kelsey Mitchell (Ohio State) 3/19/17

#### Assists

- 11 Niya Johnson (Baylor) 3/29/2014

#### Steals

- 10 Jule Wojta (Green Bay) 3/19/2012

#### Blocked Shots

- 6 Jodie Cornelie (Dayton) 3/22/2015
- 5 Jessica Breland (North Carolina) 3/21/2011

#### Turnovers

- 8 Samantha MacKay (Dayton) 3/26/2013
- 8 Megan Lukan (Green Bay) 3/19/2012
- 8 Amber Mays (Liberty) 3/20/2010

## KENTUCKY IN THE NCAA TOURNAMENT

**Appearances: 14, including eight consecutive**  
Overall Record: 20-14, 16-8 under Matthew Mitchell  
First Round Games: 11-3, 8-0 under Mitchell  
Second Round Games: 5-5, 5-3 under Mitchell  
Regional Semifinals: 4-2, 3-2 under Mitchell  
Regional Finals: 0-4, 0-3 under Mitchell

- |                         |                          |
|-------------------------|--------------------------|
| vs. Baylor: 0-1         | vs. Nebraska: 2-0        |
| vs. Belmont: 1-0        | vs. North Carolina: 0-1  |
| vs. Chattanooga: 1-0    | vs. UNC Asheville: 1-0   |
| vs. Connecticut: 0-2    | vs. Ohio State: 0-1      |
| vs. Dayton: 1-1         | vs. Oklahoma: 1-1        |
| vs. Delaware: 1-0       | vs. South Carolina: 1-0  |
| vs. Drake: 0-1          | vs. Syracuse: 1-0        |
| vs. Gonzaga: 1-0        | vs. Tennessee State: 1-0 |
| vs. Green Bay: 1-0      | vs. UCLA: 0-1            |
| vs. Hampton: 1-0        | vs. Washington: 0-1      |
| vs. Indiana: 0-1        | vs. Wright State: 1-0    |
| vs. Illinois: 1-0       |                          |
| vs. James Madison: 0-1  |                          |
| vs. Liberty: 1-0        |                          |
| vs. Louisiana Tech: 0-1 |                          |
| vs. McNeese State: 1-0  |                          |
| vs. Michigan State: 1-1 |                          |
| vs. Navy: 1-0           |                          |





# NCAA TOURNAMENT GAME-BY-GAME STATISTICS

## 2017

Date	Opponent		Attend	FG	FGA	Pct	3FG	FGA	Pct	FT	FTA	Pct	Off	Def	Tot	Avg	PF	A	TO	Blk	Stl	Pts
3/17/16	Kentucky	1st Rd	3,497	26	56	.464	7	15	46.7	14	19	73.7	10	18	28	36.3	12	18	7	2	4	73
	Belmont			27	59	45.8	9	20	45.0	7	9	77.8	11	22	33	43.1	20	14	13	4	2	70
3/19/16	Kentucky	2nd Rd	2,644	25	73	34.2	3	17	17.6	15	19	78.9	17	33	50	36.0	15	12	12	5	2	68
	Ohio State			33	73	45.2	6	23	26.1	10	18	55.6	11	32	43	44.4	19	20	6	10	7	82

## 2016

Date	Opponent		Attend	FG	FGA	Pct	3FG	FGA	Pct	FT	FTA	Pct	Off	Def	Tot	Avg	PF	A	TO	Blk	Stl	Pts
3/19/16	Kentucky	1st Rd	2,701	33	66	.500	8	16	.500	11	14	.786	15	35	50	39.9	11	17	10	7	8	85
	UNC Asheville			13	63	.206	3	25	.120	2	5	.400	14	17	31	34.1	17	4	15	3	4	31
3/21/16	Kentucky	2nd Rd	3,056	22	58	.379	6	13	.462	29	38	.763	11	30	41	39.9	17	12	10	8	3	79
	Oklahoma			18	66	.273	6	22	.273	16	19	.842	17	23	40	34.2	26	11	13	5	4	58
3/25/16	Kentucky	Sweet 16	8,509	32	80	.400	5	21	.238	3	9	.333	13	31	44	40.0	18	13	7	1	3	72
	Washington			33	67	.493	11	28	.393	8	16	.500	5	37	42	34.5	13	16	7	4	4	85

## 2015

Date	Opponent		Attend	FG	FGA	Pct	3FG	FGA	Pct	FT	FTA	Pct	Off	Def	Tot	Avg	PF	A	TO	Blk	Stl	Pts
3/20/15	Kentucky	1st Rd	3,223	29	59	.492	8	19	.421	31	42	.738	16	36	52	52.0	19	17	17	7	18	97
	Tennessee State			18	69	.261	7	24	.292	9	13	.692	15	19	34	34.0	27	12	26	1	9	52
3/22/13	Kentucky	2nd Rd	3,320	33	76	.434	4	13	.308	24	38	.632	15	19	34	34.0	25	12	5	4	11	94
	Dayton			30	53	.566	11	18	.611	28	31	.903	5	37	42	42.0	31	16	24	9	1	99

## 2014

Date	Opponent		Attend	FG	FGA	Pct	3FG	FGA	Pct	FT	FTA	Pct	Off	Def	Tot	Avg	PF	A	TO	Blk	Stl	Pts
3/22/14	Kentucky	1st Rd	5,404	44	80	.550	7	14	.500	11	15	.733	18	49	67	67.0	22	19	22	12	4	106
	Wright State			19	83	.229	3	18	.167	19	32	.594	21	19	40	40.0	14	2	13	4	9	60
3/24/14	Kentucky	2nd Rd	4,661	21	58	.362	4	12	.333	18	28	.643	16	22	38	52.5	19	12	15	6	15	64
	Syracuse			21	63	.333	5	25	.200	12	16	.750	18	23	41	40.5	24	6	23	4	4	59
3/29/13	Kentucky	Sweet 16	8,774	24	69	.348	3	12	.250	21	26	.808	16	23	39	48.0	25	10	8	4	5	72
	#5/6 Baylor			32	67	.478	4	10	.400	22	27	.815	15	32	47	42.7	17	23	9	4	6	90

## 2013

Date	Opponent		Attend	FG	FGA	Pct	3FG	FGA	Pct	FT	FTA	Pct	Off	Def	Tot	Avg	PF	A	TO	Blk	Stl	Pts
3/24/13	Kentucky	1st Rd	2,717	23	60	.383	3	11	.273	12	15	.800	15	28	43	43.0	11	10	19	4	16	61
	Navy			15	47	.319	6	22	.273	5	13	.385	7	23	30	30.0	14	9	25	2	7	41
3/26/13	Kentucky	2nd Rd	1,144	32	68	.471	8	24	.333	12	16	.750	13	21	34	38.5	23	12	16	2	12	84
	#18/15 Dayton			21	47	.447	4	13	.308	24	30	.800	8	24	32	31.0	15	12	23	2	9	70
3/30/13	Kentucky	Sweet 16	6,031	25	62	.403	7	24	.292	12	19	.632	18	17	35	37.3	18	9	11	2	10	69
	#15/16 Delaware			21	53	.396	1	6	.167	19	20	.950	16	24	40	34.0	21	7	19	1	4	62
4/1/13	Kentucky	Elite Eight	8,594	19	62	.306	4	16	.250	11	15	.733	11	22	33	36.2	20	9	21	5	9	53
	#3/3 Connecticut			29	56	.518	4	11	.364	21	23	.913	7	34	41	35.8	18	12	18	10	11	83

## 2012

Date	Opponent		Attend	FG	FGA	Pct	3FG	FGA	Pct	FT	FTA	Pct	Off	Def	Tot	Avg	PF	A	TO	Blk	Stl	Pts
3/17/12	Kentucky	1st Rd	4,695	25	63	.397	2	17	.118	16	28	.571	22	36	58	58.0	25	15	20	8	6	68
	McNeese State			21	70	.300	2	9	.222	18	25	.720	18	22	40	40.0	21	9	13	2	12	62
3/19/12	Kentucky	2nd Rd	3,254	25	49	.510	4	10	.400	11	16	.688	11	28	39	48.5	16	15	34	4	11	65
	#10/10 Green Bay			21	60	.350	5	17	.294	15	17	.882	12	18	30	35.0	19	14	24	1	21	62
3/25/12	Kentucky	Sweet 16	6,031	27	61	.443	12	21	.571	13	22	.591	17	27	44	47.0	14	18	14	2	9	79
	RV/#24 Gonzaga			27	67	.403	1	6	.167	7	9	.778	14	20	34	34.7	19	12	10	1	8	62
3/27/12	Kentucky	Elite Eight	5,184	19	61	.311	6	21	.286	21	22	.955	14	12	26	41.8	23	8	10	1	8	65
	#3/3 Connecticut			23	45	.511	4	15	.267	30	35	.857	12	28	40	36.0	19	21	18	3	7	80

## 2011

Date	Opponent		Attend	FG	FGA	Pct	3FG	FGA	Pct	FT	FTA	Pct	Off	Def	Tot	Avg	PF	A	TO	Blk	Stl	Pts
3/19/11	Kentucky	1st Rd	3,934	22	64	.344	8	19	.421	14	19	.737	15	25	40	40.0	17	14	13	6	8	66
	Hampton (OT)			23	63	.365	6	15	.400	10	13	.769	17	28	45	45.0	16	11	17	6	4	62
3/21/11	Kentucky	2nd Rd	4,014	28	81	.346	5	23	.217	13	17	.765	15	16	31	35.5	23	10	8	3	8	74
	#14 North Carolina			28	58	.483	3	7	.429	27	30	.900	15	40	55	50.0	21	19	22	8	6	86

## 2010

Date	Opponent		Attend	FG	FGA	Pct	3FG	FGA	Pct	FT	FTA	Pct	Off	Def	Tot	Avg	PF	A	TO	Blk	Stl	Pts
3/20/10	Kentucky	1st Rd	3,560	25	49	.510	7	11	.636	26	36	.722	9	17	26	26.0	17	15	15	2	16	83
	Liberty			32	64	.500	2	9	.222	11	16	.688	17	21	38	38.0	25	8	22	1	8	77
3/22/10	Kentucky	2nd Rd	3,361	25	59	.424	3	13	.231	17	28	.607	11	29	40	33.0	13	13	11	4	14	70
	#24/25 Michigan St.			19	55	.345	2	12	.167	12	15	.800	8	29	37	37.5	21	9	18	5	8	52
3/28/10	Kentucky	Sweet 16	5,907	31	62	.500	8	16	.500	6	12	.500	13	23	36	34.0	21	15	16	3	10	76
	#4 Nebraska			24	51	.471	5	12	.417	14	20	.700	7	18	25	33.3	15	10	16	2	5	67
3/30/10	Kentucky	Elite Eight	4,021	23	70	.329	2	17	.118	20	22	.909	20	14	34	34.0	17	6	14	0	12	68
	#12 Oklahoma			32	52	.615	5	15	.333	19	21	.905	8	28	36	34.0	18	15	21	2	8	88



# NCAA TOURNAMENT GAME-BY-GAME STATISTICS

## 2006

3/18/06	Kentucky	1st Rd	3,396	23	50	.460	1	9	.111	22	31	.710	13	27	40	40.0	14	13	20	5	11	69
	Chattanooga			24	63	.381	6	27	.222	5	8	.625	14	17	31	31.0	19	13	19	2	9	59
3/20/06	Kentucky	2nd Rd	3,212	26	62	.419	7	20	.350	4	4	1.000	10	23	33	36.5	16	15	14	7	8	63
	#16/17 Michigan State			25	59	.424	3	12	.250	14	19	.737	14	26	40	35.5	5	12	13	4	5	67

## 1999

3/13/99	Kentucky	1st Rd	2,390	31	59	.525	5	12	.416	31	40	.775	18	19	37		26	13	24	2	12	98
	Nebraska			30	60	.500	5	11	.454	27	35	.771	16	15	31		29	11	22	0	12	92
3/15/99	Kentucky	2nd Rd	2,604	21	64	.328	5	23	.217	16	25	.64	14	19	33		26	63	17	1	10	63
	UCLA			26	55	.472	3	11	.272	32	35	.914	12	33	45		18	10	20	3	9	87

## 1991

3/13/91	Kentucky	1st Rd	-	24	48	.500	3	9	.333	11	16	.688	4	24	28		18	8	21	0	4	62
	James Madison			28	59	.475	1	8	.125	13	19	.684	1	2	3		15	16	13	2	11	70

## 1986

3/12/86	Kentucky	1st Rd	-	35	71	.493	-	-	-	0	1	.000	-	-	31		16	27	13	0	7	70
	Drake			32	53	.604	-	-	-	9	16	.563	-	-	30		9	20	13	3	7	73

## 1983

3/18/83	Kentucky	1st Rd	-	28	75	.373	-	-	-	20	30	.667	-	-	42		24	14	19	2	5	76
	Indiana			31	48	.646	-	-	-	25	31	.806	-	-	35		24	18	20	5	5	87

## 1982

3/14/82	Kentucky	1st Rd	-	39	66	.591	-	-	-	10	24	.417	-	-	47		19	24	24	1	1	88
	Illinois			37	80	.463	-	-	-	6	9	.667	-	-	37		23	21	15	2	17	80
3/18/82	Kentucky	2nd Rd	-	33	74	.446	-	-	-	7	16	.438	-	-	35		14	17	12	0	12	73
	South Carolina			32	67	.478	-	-	-	5	9	.556	-	-	50		17	18	26	4	6	69
3/20/82	Kentucky	Regional Finals	-	26	58	.448	-	-	-	8	9	.889	-	-	25		19	15	21	0	4	60
	Louisiana Tech			38	68	.559	-	-	-	6	21	.286	-	-	42		19	24	16	4	14	82

## KENTUCKY'S NCAA TOURNAMENT HISTORY

Year	Region	Site	UK (Seed)	Opponent (Seed)	Round	Result
1982	Midwest	Lexington, Ky. Ruston, La.	Kentucky (2)	Illinois (7) South Carolina (3) Louisiana Tech (1)	1st Regional Semifinals Regional	W, 88-80 W, 73-69 Finals L, 60-82
1983	Mideast	Lexington, Ky.	Kentucky (3)	Indiana (6)	1st	L, 76-87
1986	Midwest	Des Moines, Iowa	Kentucky (7)	Drake (10)	1st	L, 70-73
1991	East	Harrisonburg, Va.	Kentucky (9)	James Madison (8)	1st	L, 62-70
1999	West	Los Angeles, Calif.	Kentucky (6)	Nebraska (11) UCLA (3)	1st 2nd	W, 98-92 L, 63-87
2006	Bridgeport	Chicago, Ill.	Kentucky (5)	Chattanooga (12) Michigan State (4)	1st 2nd	W, 69-59 L, 63-67
2010	Kansas City	Louisville, Ky. Kansas City, Mo.	Kentucky (4)	Liberty (13) Michigan State (5) Nebraska (1) Oklahoma (3)	1st 2nd Regional Semifinals Regional Finals	W, 83-77 W, 70-52 W, 76-67 L, 68-88
2011	Spokane	Albuquerque, N.M.	Kentucky (4)	Hampton (13) North Carolina (5)	1st 2nd	W, 66-62 (OT) L, 74-86
2012	Kingston	Ames, Iowa Kingston, R.I.	Kentucky (2)	McNeese State (15) Green Bay (7) Gonzaga (11)	1st 2nd Regional Semifinals	W, 68-62 W, 65-62 W, 79-62
2013	Bridgeport	Queens, N.Y. Bridgeport, Conn.	Connecticut (1) Kentucky (2)	Regional Finals Navy (15) Dayton (7) Delaware (6) Connecticut (1)	1st 2nd Regional Semifinals Regional Finals	L, 65-80 W, 61-41 W, 84-70 W, 69-62 L, 53-84
2014	South Bend	Lexington, Ky. South Bend, Ind.	Kentucky (3)	Wright State (14) Syracuse (6) Baylor (2)	1st 2nd Regional Semifinals	W, 106-60 W, 64-59 L, 72-90
2015	Albany	Lexington, Ky.	Kentucky (2)	Tennessee State (15) Dayton (7)	1st 2nd	W, 97-52 L, 99-94
2016	Lexington	Lexington, Ky.	Kentucky (3)	UNC Asheville (14) Oklahoma (6) Washington (7)	1st 2nd Regional Semifinals	W, 85-31 W, 79-58 L, 85-72
2017	Lexington	Lexington, Ky. Lexington, KY.	Kentucky (4)	Belmont (13) Ohio State (5)	1st 2nd	W, 73-70 L, 82-68



# CATS IN THE NCAA TOURNAMENT



**Back Row (L-R):** Rachel Potter, Ogechi Anyagallo, Evelyn Akhator, Alyssa Rice, Makenzie Cann, LaShae Halsel **Front Row (L-R):** Paige Poffenberger, Jessica Hardin, Taylor Murray, Matthew Mitchell (Head Coach), Makayla Epps, Jaida Roper, Maci Morris

## 2016-17

Overall Record: 22-11

**NCAA First & Second Rounds • Lexington, Ky.**

1st • #18/24 Kentucky 73, Belmont 70  
2nd • #18/24 Kentucky 68, #11/10 Ohio State 82

- Matthew Mitchell led UK to its school-record eighth consecutive and 13th overall NCAA Tournament.
- UK earned a No. 4 seed in the tournament for the third time in program history and hosted the first and second rounds of the event for the fourth straight season.
- Kentucky advanced to the second round with a 73-70 win over Belmont in the opening round. Makayla Epps was the star for Kentucky with 30 points, adding five rebounds and two assists. Fellow senior Evelyn Akhator scored 22 points with 10 rebounds for her 17th double-double of the year. Overall, UK shot 46.4% from the field and hit seven 3-pointers.
- In her final game as a Wildcat, Makayla Epps scored 21 points with four assists in UK's loss to Ohio State, while Akhator posted another double-double with 14 points and a UK NCAA Tournament game record 23 rebounds.



**Back Row (L-R):** Alex Day (Mgr.), Mitchell Long (Mgr.), Camryn Whitaker (Assistant Coach), Tamika Williams-Jeter (Assistant Coach), Allison King (Mgr.), Torian Akins (Mgr.), Courtney Jones (Athletic Trainer), Beth Price (Staff Support Associate), John Spurlock (Strength & Conditioning), Tiffany Hayden (Academic Counselor), Will Alton (Video Coordinator), Morgan Jett (Mgr.), Kim Troxall (Creative Director), Kortez Wilson (Equipment Manger), Adeniyi Amadou (Assistant Coach), Amani Franklin (Staff Support Associate), **Middle Row (L-R):** Morgan Rich, Evelyn Akhator, Alyssa Rice, Ivana Jakubcova, Alexis Jennings, Batouly Camara, Kyvin Goodin-Rogers, Makenzie Cann. **Front Row (L-R):** Maci Morris, Chrisae Rowe, Janee Thompson, Matthew Mitchell (Head Coach), Linnae Harper, Makayla Epps, Taylor Murray.

## 2015-16

Overall Record: 25-8

**NCAA First & Second Rounds • Lexington, Ky.**  
**NCAA Lexington Regional • Lexington, Ky.**

1st • #12/13 Kentucky 85, UNC Asheville 31  
2nd • #12/13 Kentucky 79, #24/23 Oklahoma 58  
Sweet 16 • Washington 85, #12/13 Kentucky 72

- Matthew Mitchell led UK to its school-record seventh consecutive and 12th overall NCAA Tournament.
- UK earned a No. 3 seed in the tournament for the third time in program history and hosted the first and second rounds of the event for the third straight season.
- Kentucky recorded its highest margin of victory in an NCAA Tournament appearance in program history, besting the previous margin by eight. The 31 points scored by UNC Asheville were also a NCAA Tournament opponent low by 10 points.
- Makayla Epps netted a season-high 30 points in the setback to Washington in the Sweet 16 setback, which was the fifth 30-point performance in UK NCAA Tournament history. Evelyn Akhator tied the UK NCAA Tournament record with 14 rebounds.



**Back Row (L-R):** Morgan Jett (Mgr.), Abby Newton (Student Athletic Trainer), Courtney Jones (Senior Athletic Trainer), Beth Price (Staff Support Associate), John Spurlock (Strength & Conditioning Coach), Tiffany Hayden (Academic Counselor), Will Alton (Video Coordinator), Eric Huster (Mgr.), Alex Day (Mgr.). **Middle Row (L-R):** Amani Franklin (Staff Support Associate), Crystal Riley (Staff Support Associate), Tamika Williams (Assistant Coach), Christian Stefanopoulos (Assistant Coach). **Back Row (L-R):** Alyssa Rice, Jelléah Sidney, Alexis Jennings, Ivana Jakubcova, Azia Bishop, Kyvin Goodin-Rogers, Adeniyi Amadou (Assistant Coach), Amy Tilley (Asst. AD/Women's Basketball), Kortez Wilson (Equipment Mgr.), Storm Dickerson (Mgr.). **Front Row (L-R):** Jaycee Coe, Janee Thompson, Bria Goss, Head Coach Matthew Mitchell, Jennifer O'Neill, Linnae Harper, Makayla Epps.

## 2014-15

Overall Record: 24-10

**NCAA First & Second Rounds • Lexington, Ky.**

1st • #11/11 Kentucky 97, Tennessee State 52  
2nd • #11/11 Kentucky 94, Dayton 99

- Matthew Mitchell led UK to its school-record sixth consecutive and 11th overall NCAA Tournament.
- UK earned a No. 2 seed in the tournament for the fourth time in program history and the third in the last four seasons.
- UK set a new school record for free throws attempted in a NCAA Tournament game against Tennessee State with 42, while it had 18 steals against TSU, which also set a school record for most steals in a NCAA Tournament game.
- Against Dayton, UK set a program record for fewest turnovers in a game with five, while Jennifer O'Neill had five steals to tie the program record for most steals in a NCAA Tournament game.



# CATS IN THE NCAA TOURNAMENT



Back Row (L-R): Danielle Santos (Assistant Coach), Jeff House (Assistant Coach), Sharon Pillow (Assistant Coach), Storm Dickerson (Mgr.), Morgan Jett (Mgr.), Brice Littlepage (Mgr.), Tiffany Hayden (Academic Counselor), Justin Mathis (Mgr.), Courtney Jones (Senior Athletic Trainer), Beth Price (Staff Support Associate), Amy Tilley (Administrative Support Associate), Middle Row (L-R): Bob Dunn (Video Coordinator), Kyvin Goodin-Rogers, Jelleah Sidney, DeNesha Stallworth, Samantha Drake, Azia Bishop, Samarie Walker, Bernisha Pinkett, Ukari Figs (Asst. AD/Women's Basketball), John Spurlock (Strength & Conditioning Coach), Crystal Riley (Staff Support Associate), Front Row (L-R): Linnae Harper, Bria Goss, Kastine Evans, Matthew Mitchell (Head Coach), Jennifer O'Neill, Janea Thompson, Makayla Epps.

## 2013-14

Overall Record: 26-9

**NCAA First & Second Rounds • Lexington, Ky.**  
**NCAA South Bend Regional**

1st • #10/11 Kentucky 106, Wright State 60  
2nd • #10/11 Kentucky 64, Syracuse 59  
Sweet 16 • #5/6 Baylor 90, #10/11 Kentucky 72

- Matthew Mitchell led UK to its school-record fifth consecutive and 11th overall NCAA Tournament.
- The No. 3 seed was the second in school history for the Wildcats, the first since 1983.
- UK advanced to the Sweet 16 for the third consecutive season and fourth in the last five years.
- UK tied an NCAA record for rebounds in an NCAA Tournament game with 67 vs. Wright State. The Duke vs. Alabama game which went into four overtimes on March 18, 1995 also had 67 rebounds.
- The 67 rebounds were a school record for the Cats.
- Against Wright State, UK set program record for most points (106), rebounds (67), field goals made (44), blocks (12), largest margin of victory in an NCAA Tournament game.



Back Row (L-R): Morgan Jett (Mgr.), Amy Tilley (Staff Support Associate), Courtney Jones (Senior Athletic Trainer), Angela Schoenherr (Staff Support Associate), Tiffany Hayden (Academic Counselor), Brian Sensibaugh (Mgr.), Brice Littlepage (Mgr.), Justin McKinley (Mgr.), Storm Dickerson (Mgr.), Middle Row (L-R): Bob Dunn (Video Coordinator), Crystal Riley (Student Assistant), Sharon Pillow (Assistant Coach), Danielle Santos (Assistant Coach), Brittany Henderson, Jelleah Sidney, Denesha Stallworth, Samantha Drake, Azia Bishop, Samarie Walker, Maegan Conwright, Matt Insell (Assistant Coach), Ukari Figs (Asst. AD/Women's Basketball), Stephanie Tracey-Simmons, Strength & Conditioning Coach, Front Row (L-R): Bernisha Pinkett, Jennifer O'Neill, Bria Goss, Matthew Mitchell (Head Coach), A'dia Mathies, Kastine Evans and Janea Thompson.

## 2012-13

Overall Record: 30-6

**NCAA First & Second Rounds • Queens, N.Y.**  
**NCAA Bridgeport (Conn.) Regional**

1st • #7/7 Kentucky 61, Navy 41  
2nd • #7/7 Kentucky 84, #18/15 Dayton 70  
Sweet 16 • #7/7 UK 69, #15/16 Delaware 62  
Elite Eight • #3/3 Connecticut 83, #7/7 UK 53

- Matthew Mitchell led UK to its school-record fourth consecutive and 10th overall NCAA Tournament.
- The Wildcats' No. 2 seed tied the highest ever in the NCAA Tournament. UK was also the No. 2 seed in 2012 and 1982.
- UK advanced to the Elite Eight for the second straight time and third in the last four years.
- Jennifer O'Neill was named to the Bridgeport All-Regional Tournament Team.
- UK's 20-point win over Navy marked the largest margin of victory for Kentucky in a NCAA Tournament game and Navy's 41 points were the fewest by a UK opponent in an NCAA Tournament game.



Back Row (L-R): Sarah Gerichs (Student Athletic Trainer), Amy Tilley (Staff Support Associate), Karen Hewitt (Video Coordinator), Angela Schoenherr (Staff Support Associate), Stephanie Tracey-Simmons (Strength & Conditioning Coach), Courtney Jones (Senior Athletic Trainer), Kalee Robertson (Mgr.), Rachel Smith (Mgr.), Storm Dickerson (Mgr.), Middle Row (L-R): Brian Sensibaugh (Mgr.), Kevin Stewart (Mgr.), Kastine Evans, Maegan Conwright, Brittany Henderson, DeNesha Stallworth, Samantha Drake, Azia Bishop, Samarie Walker, Bra'Shey Ali, Bria Goss, Donovan Rogers (Mgr.), David Stefanopoulos (Mgr.), Front Row (L-R): Ukari Figs (Asst. AD/Women's Basketball), Kyra Elzy (Associate Head Coach), Bernisha Pinkett, Crystal Riley, Amber Smith, Matthew Mitchell (Head Coach), Keyla Snowden, Jennifer O'Neill, A'dia Mathies, Matt Insell (Assistant Coach), Sharon Pillow (Assistant Coach).

## 2011-12

Overall Record: 28-7

**NCAA First & Second Rounds • Ames, Iowa**  
**NCAA Kingston (R.I.) Regional • Kingston, R.I.**

1st • #12/11 Kentucky 68, McNeese State 62  
2nd • #12/11 UK 65, #10/10 Green Bay 62  
Sweet 16 • #12/11 UK 79, RV/#24 Gonzaga 62  
Elite Eight • #3/3 Connecticut 80, #12/11 UK 65

- Matthew Mitchell led UK to its school-record third consecutive and ninth overall NCAA Tournament.
- The Wildcats' No. 2 seed tied the highest ever in the NCAA Tournament. UK was also the No. 2 seed in 1982.
- UK advanced to the Elite Eight for the second time in three years.
- UK hit 12 threes vs. Gonzaga, the most ever by the Cats in an NCAA Tournament game.
- UK grabbed a season-high 58 rebounds vs. McNeese State, the most for UK in the Big Dance at that time.
- Samarie Walker was named to the All-Regional Tournament Team.

# CATS IN THE NCAA TOURNAMENT



Back Row (L-R): Kyra Elzy (Associate Head Coach), Sarah Gerichs (Student Athletic Trainer), Karen Hewitt (Video Coordinator), Stephanie Campbell (Admin. Assistant), Nikki Stewart (Recruiting Assistant), Phillip Smith (Mgr.), David Stefanopoulos (Mgr.), Brian Sensibaugh (Mgr.), Donovan Rogers (Mgr.), Shalon Pillow (Assistant Coach). Middle Row (L-R): Assistant Coach Matt Insell, Stephanie Tracey-Simmons (Strength Coach), Amber Smith, Carly Morrow, Brittany Henderson, Samantha Drake, Sarah Beth Barnette, Victoria Dunlap, A'dia Mathies, Courtney Jones (Senior Athletic Trainer), Pam Stackhouse (Asst. AD/Women's Basketball). Front Row (L-R): Maegan Conwright, Jennifer O'Neill, Crystal Riley, Matthew Mitchell (Head Coach), Keyla Snowden, Bernisha Pinkett, Kastine Evans.

## 2010-11

Overall Record: 25-9

**NCAA First & Second Rounds • Albuquerque, N.M.**

1st • #17/16 Kentucky 66, Hampton 62 (OT)  
2nd • #14 North Carolina 86, #17/16 Kentucky 74

- Matthew Mitchell led the Wildcats to their eighth all-time appearance in the NCAA Tournament and back-to-back appearances in the "Big Dance" for the first time since the 1981-82 and 1982-83 seasons.
- UK received the No. 4 seed for the second straight season.
- UK played its first overtime game in the NCAA Tournament, defeating Hampton in the first round, 66-62. Victoria Dunlap notched her ninth and final double-double of her career with 13 points and 12 rebounds.



Back Row (L-R): Stephanie Campbell (Admin. Assistant), Brian Sensibaugh (Mgr.), B.J. Hazelwood (Mgr.), Stephanie Tracey-Simmons (Strength Coach), Christian Stefanopoulos (Video Coordinator), Donovan Rogers (Mgr.), David Stefanopoulos (Mgr.), Amy Tilley (Recruiting Assistant). Middle Row (L-R): Assistant Coach Matt Insell, Assistant Coach Shalon Pillow, Amani Franklin, Brittany Henderson, Anna Cole, Lydia Watkins, Victoria Dunlap, Assistant Coach Kyra Elzy, Pam Stackhouse (Asst. AD/Women's Basketball). Front Row (L-R): A'dia Mathies, Rebecca Gray, Crystal Riley, Matthew Mitchell (Head Coach), Amber Smith, Carly Morrow, Keyla Snowden.

## 2009-10

Overall Record: 28-8

**NCAA First & Second Rounds • Louisville, Ky.**  
**NCAA Kansas City Regional • Kansas City, Mo.**

1st • #19/15 Kentucky 83, Liberty 77  
2nd • #19/15 UK 70, #24/25 Michigan State Sweet 16 • #19/15 UK 76, #4/4 Nebraska 67  
Elite Eight • #12/12 Oklahoma 88, #19/15 UK 68

- Matthew Mitchell led the Wildcats to their seventh all-time appearance in the NCAA Tournament and their first bid since 2006.
- UK's No. 4 seed was its highest seed since the 1983 season and its first No. 4 seed in NCAA Tournament history.
- UK's appearance in the Elite Eight was its first since the very first NCAA Tournament in 1982.
- Victoria Dunlap was named to Kansas City All-Region Team after averaging 21.0 points and 9.0 rebounds in four games. She became the first UK player to be named to a regional all-tournament team in school history.



Back Row (L-R): Matt Brigrance (Mgr.), Aaron Webber (Mgr.), Freddie Perry (Mgr.), Justin Scott (Video Coordinator), Jason Nehring (Strength & Conditioning Coach), Trisha Matsyak (Athletic Trainer), Emily Jones (Mgr.), Beth Davis (Head Mgr.). Second Row (L-R): LaQwesa "Moe" Gamble, Jenn'e Jackson, Jennifer "Lanky" Humphrey, Sarah Elliott, Eleia Roddy, Afton Perry, Stephanie Stumbo, Chante' Bowman. Front Row (L-R): Assistant Coach Vonn Read, Head Coach Mickie DeMoss, Carly Ormerod, Oreonna Taylor, Samantha Mahoney, Nastassia Alcius, Jenny Pfeiffer, Assistant Coach Niya Butts, Assistant Coach Pam Stackhouse.

## 2005-06

Overall Record: 22-9

**NCAA Bridgeport (Conn.) Regional • Rosemont, Ill.**

1st • Kentucky 69, Chattanooga 59  
2nd • Michigan State 67, Kentucky 63

- Mickie DeMoss led the Wildcats to their sixth all-time appearance in the NCAA Tournament and their first bid to the "Big Dance" since 1999.
- UK's No. 5 seed was its highest seed since the 1983 season and its first No. 5 seed in NCAA Tournament history.
- UK's 10-point win (69-59) over Chattanooga in the first round marked UK's largest margin of victory in an NCAA Tournament game.



# CATS IN THE NCAA TOURNAMENT



Back Row (L-R): Strength Coach Chris Rounds, Manager LaTrice Hogan, Manager Trey Clark, Head Coach Bernadette Mattox, Assistant Coach Leslie Nichols, Katie Vieth, Shantia Owens, Laura Meadows, Tanesha Seaton, Stephanie Christman, Assistant Coach Meghan Burke, Assistant Coach Rick Griffith, Manager Wes Thompson, Manager Erica Lynch, Athletic Trainer Amy Plas. Seated (L-R): Natalie Martinez, Rae Keith, Carolyn Alexander, Tiffany Wait, Jaye Barnes, Kenya Young, Erica Jackson, LaTonya McDole.

## 1998-99

Overall Record: 21-11

NCAA West Regional • Los Angeles, Calif.

1st • Kentucky 98, Nebraska 92  
2nd • UCLA 87, Kentucky 63

- For the first time in 17 years, the UK women's basketball team won a first round game in the NCAA Tournament, defeating Nebraska 98-92 in 1999.
- The Cats' 64 second-half points were the most scored by a team in a half in the history of the West Regional first or second round.
- Kentucky's 98 points vs. Nebraska in 1999 were the most by the Wildcats in a NCAA Tournament game in school history.



Back Row (L-R): Ilene Hauser, Grad. Asst.; Lisa Bressman, Grad Asst.; Jennifer Gray, Christe Jordan, Cathy Proctor, Tedra Eberhart, Coach Sharon Fanning, Jocelyn Mills, Rebekah Reasor, Tiundra Love, Pattresa Leonard, Karen Booker, Asst.; Jerry McLaughlin, Asst. Coach. Seated (L-R): Lucretia Hunter, Trainer; Diana Pardee, Manager; Mia Daniel, Stacy McIntyre, Jamie Hobgood, Tracey Davis, Kristi Cushenberry, Kayla Campbell, Karen Killen, Jennifer Johnson, Manager; Stacy Buzzanca, Manager.

## 1990-91

Overall Record: 20-9

NCAA East Region • Harrisonburg, Va.

1st • James Madison 70, Kentucky 62

- Under the direction of head coach Sharon Fanning, the Wildcats made their first appearance in the NCAA Tournament since 1985-86.
- It marked Coach Fanning's first-ever trip to the Big Dance.
- UK narrowly fell to James Madison, a team that later went on to defeat top-seeded Penn State in the second round.



## 1985-86


Overall Record: 18-11

NCAA Midwest Region • Des Moines, Iowa

1st • Drake 73, Kentucky 70

- The 1985-86 team, led by Coach Terry Hall, defeated four Top 20 teams en route to the NCAA Tournament.
- The Cats lost a three-point heartbreaker despite a career-high 24 points and 10 assists from junior Sandy Harding. Drake hit 9-of-16 free throws compared to UK's 0-of-1.

# CATS IN THE NCAA TOURNAMENT



Back Row (L-R): Terri Naiser, Valerie Still, Jody Runge, Sally Loughton, Karen Mosley, Leslie Nichols, Lisa Collins. Seated (L-R): Diane Stephens, Donna Martin, Patty Jo Hedges, Lea Wise, Audre Andrew, Lynnette Lewis.


## 1982-83

Overall Record: 23-5

NCAA Midwest Region • Lexington, Ky.

1st • Indiana 87, Kentucky 76

- The Wildcats were ranked as high as No. 4 nationally during the 1982-83 season but were upset by Indiana in the first round of the NCAA Tournament.
- All-American Valerie Still had 28 points and 13 rebounds but the Wildcats couldn't overcome the hot-shooting Hoosiers. IU shot 64.6 percent for the game, including 82.4 percent (14-of-17) in the second half. Three IU players scored over 20 points.



Back Row (L-R): Terry Hall, Coach; Lynn Norenberg, Grad. Asst.; Kathy Lokie, Valerie Still, Jody Runge, Grace Odrick, Terri Naiser, Tayna Fogle, Dottie Berry, Asst. Coach; Mimi Porter, Trainer. Seated (L-R): Michele Oberst, Manager; Lisa Collins, Donna Martin, Patty Jo Hedges, Lori Edgington, Lea Wise, Diane Stephens, Gary Loyd, Manager.

## 1981-82

Overall Record: 24-8


NCAA Midwest Regionals • Ruston, La.

1st • Kentucky 88, Illinois 80  
 2nd • Kentucky 73, South Carolina 69  
 3rd • Louisiana Tech 82, Kentucky 60

- Coach Terry Hall led the Lady Kats to their finest season ever, a 24-8 campaign that ended in the Midwest Regional championship, where UK fell to No. 1-ranked and eventual national champion Louisiana Tech on the Lady Techsters' home floor.
- By the end of the season, UK was playing so well that Hall proclaimed, "If we had been in any other region, we would have been in the Final Four."



# CATS IN THE POSTSEASON WNIT



Back Row (L-R): Coach Debbie Yow, Maria Donhoff, Pam Browning, Laura Upton, Liz Lukschu, Jeannine Mjoseth, Janet Timperman, Assistant Coach Diane Beauchamp. Front Row (L-R): Manager Margaret LaFontaine, Debra Oden, Linda Edelman, Geri Grigsby, Debbie Mack, Terry Boyd, Mitzi Combs, Trainer Mimi Porter.

## 1977-78

Overall Record: 23-12

### March 16, 1978

W, Kentucky 92, Kansas 87 (2OT)  
Amarillo, Texas


### March 17, 1978

L, Texas 75, Kentucky 60  
Amarillo, Texas

### March 18, 1978

W, Kentucky 79, Cal St. Long Beach 69  
Amarillo, Texas

*Vanessa Foster-Sutton scored in double-figures throughout the 1990 NWIT Tournament and was named to the All-Tournament team along with teammate Kristi Cushenberry.*



Front Row (L-R): Kris Miller, Stacy McIntyre, Tracye Davis, Kristi Cushenberry, Tammy Dowdell, Jennifer Johnson, Malinka Salhi. Back Row (L-R): Assistant Coach Karen Booker, Graduate Asst. Lisa Bressman, Graduate Asst. Jane Dalton, Asst. Coach Jerry McLaughlin, Mia Daniel, Vanessa Foster-Sutton, Cathy Proctor, Lisa Ellis, Pattresa Leonard, Josh Mills, Associate Trainer Sue Stanley, Head Manager Susan Crabtree, Manager Tracy Livingston, Head Coach Sharon Fanning.

## 1989-90

**NWIT Champions**

Overall Record: 23-12

### March 22, 1990

W, Kentucky 76, Maine 66  
Amarillo, Texas (n/a)


### March 23, 1990

W, Kentucky 80, Miami (FL) 68  
Amarillo, Texas (400)

### March 24, 1990

W, Kentucky 85, Toledo 76

*Sara Potts was named to the 2005 WNIT All-Tournament team after averaging 27.8 points per game during the four-game postseason run. Potts tallied two 30-plus point games vs. UTC and Xavier.*



Back Row (L-R): Chante' Bowman, Keiko Tate, Eleia Roddy, Jennifer Humphrey, Sarah Elliott, Afton Perry, Stephanie Stumbo, Sade Buley. Front Row (L-R): Assistant Coach Matthew Mitchell, Coach Mickie DeMoss, Angela Phillips, Nastassia Alcuis, Danyelle Payne, Sara Potts, Samantha Mahoney, Assistant Coach Pam Stackhouse, Assistant Coach Niya Butts.

## 2004-05

**WNIT Final Four**

Overall Record: 23-12

### March 18, 2005

W, Kentucky 79, Eastern Michigan 68  
Lexington, Ky. (2,125)

### March 20, 2005

W, Kentucky 91, Chattanooga 54  
Lexington, Ky. (2,035)

### March 24, 2005

W, Kentucky 67, Xavier 62  
Lexington, Ky. (3,531)

### March 28, 2005

L, West Virginia 80, Kentucky 75 (2OT)  
Lexington, Ky. (3,452)

*Sara Potts was named to the WNIT All-Tournament team after averaging 27.8 points during the four-game postseason run. Potts tallied two 30-plus point games vs. UTC and Xavier in the tournament.*





# CATS IN THE POSTSEASON WNIT

## 2006-07

Overall Record: 20-14

### March 15, 2007

W, Kentucky 65, Oakland 56  
Rochester, Mich. (1,030)

### March 19, 2007

W, Kentucky 85, Ball State 82  
Muncie, Ind. (3,581)

### March 22, 2007

L, Wisconsin 67, Kentucky 61  
Madison, Wisc. (2,420)

*Jenny Pfeiffer nailed five 3-pointers against Oakland in the first round of the 2007 WNIT. She finished with a game-high 21 points. Jennifer Humphrey also pulled down a game-high 10 boards.*



Back Row (L-R): Brittany Edelen, Jenn'e Jackson, Jennifer Humphrey, Sarah Elliott, Eleia Roddy, Lydia Watkins, Amani Franklin. Front Row (L-R): Assistant Coach Vonn Read, Head Coach Mickie DeMoss, Carly Ormerod, Chante' Bowman, Nastassia Alcius, Samantha Mahoney, Jenny Pfeiffer, Moe Gamble, Assistant Coach Pam Stackhouse, Assistant Coach Niya Butts.

## 2007-08

Overall Record: 17-16

### March 21, 2008

W, Kentucky 68, Middle Tennessee 66 (OT)  
Lexington, Ky. (1,608)

### March 26, 2008

W, Kentucky 84, James Madison 76  
Lexington, Ky. (1,703)

### March 30, 2008

L, Marquette 69, Kentucky 64  
Lexington, Ky. (2,102)

*Lydia Watkins came off the bench to score 16 points and grab a game-high 16 rebounds in the 68-66 overtime win over Middle Tennessee. UK advanced all the way to the quarterfinals of the 2008 WNIT before falling to eventual champion Marquette, 69-64.*



Back Row (L-R): Christian Stefanopoulos (Video Coordinator), Leslie Lusk (Student Trainer), Melinda Redinger (Mgr.), Stephanie Tracey-Simmons (Strength Coach), Tricia Matsyak (Head Trainer), Katie Kaiser (Mgr.), Beth Davis (Administrative Assistant). Middle Row (L-R): Assistant Coach Wendy Palmer, Assistant Coach Vonn Read, Lydia Watkins, Jenn'e Jackson, Eleia Roddy, Sarah Elliott, Catina Bett, Amani Franklin, Victoria Dunlap, (Assoc. Head Coach Niya Butts), Pam Stackhouse (Asst. AD/Women's Basketball), Matthew Mitchell (Head Coach). Front Row (L-R): Brittany Edelen, Amber Smith, Carly Ormerod, Chanté Bowman, Samantha Mahoney, Carly Morrow, Ali Lomax, Chelsea Chowning.

## 2008-09

Overall Record: 16-16

### March 19, 2009

W, Kentucky 81, Chattanooga 76 (OT)  
Lexington, Ky. (1,037)

### March 22, 2009

L, Wisconsin 49, Kentucky 45  
Madison, Wis. (1,169)

*Amber Smith – who tied a career high with 17 points – sank eight free throws in the overtime period and Victoria Dunlap scored a career-high 24 points to lead UK to an 81-76 overtime victory over Chattanooga in the first round of the 2009 WNIT.*



Back Row (L-R): Lindsay Halligan (Mgr.), Dr. Robert Hoseny (Team Doctor), Dean DiMarco (Mgr.), Melinda Redinger (Mgr.), Stephanie Tracey-Simmons (Strength Coach), Tricia Matsyak (Head Trainer), David Stefanopoulos (Mgr.), Donovan Rogers (Mgr.), Angeliq Moss (Student Trainer). Middle Row (L-R): Pam Stackhouse (Asst. AD/Women's Basketball), Sarah Rowe, Amani Franklin, Jenn'e Jackson, Jackie Sanders, Catina Bett, Eleia Roddy, Lydia Watkins, Victoria Dunlap, Rebecca Gray, Keyla Snowden, Christian Stefanopoulos (Video Coordinator). Front Row (L-R): Assistant Coach Kyra Elzy, Matthew Mitchell (Head Coach), Brittany Edelen, Carly Ormerod, Amber Smith, Carly Morrow, Assistant Coach Matt Insell, Assistant Coach Wendy Palmer.



# INDIVIDUAL HONORS



All-American  
Pam Browning



All-American  
Kristi Cushenberry



All-American  
Maria Donhoff



All-American  
Valerie Still



All-American  
Vanessa Foster-Sutton



All-American  
Victoria Dunlap

## KENTUCKY ALL-AMERICANS

1977 .. Pam Browning (First team, Street & Smith's)  
 1978 ..... Maria Donhoff (NWIT)  
 1980 ..... Valerie Still (HM, Street & Smith's)  
 1981 ..... Valerie Still (Third team, Kodak)  
 1981 ..... Valerie Still (First team, Street & Smith's)  
 1982 ..... Valerie Still (First team, Street & Smith's)  
 1982 ..... Valerie Still (First team, Kodak)  
 1982 ..... Valerie Still (First team, AWSF)  
 1982 ..... Valerie Still (First team, Street & Smith's)  
 1982 ..... Valerie Still (Basketball Weekly)  
 1983 ..... Valerie Still (First team, Street & Smith's)  
 1983 ..... Valerie Still (First team, Kodak)  
 1983 ..... Valerie Still (Basketball Weekly)  
 1990 ..... Vanessa Foster-Sutton (NWIT)  
 1990 ..... Kristi Cushenberry (NWIT)  
 2010 ..... Victoria Dunlap (First team, WBCA)  
 2010 ..... Victoria Dunlap (USBWA)  
 2010 ..... Victoria Dunlap (Third team, AP)  
 2010 ..... Victoria Dunlap (Second team, Full Court Press)  
 2010 ..... Victoria Dunlap (Second team, NetScouts Basketball)  
 2011 ..... Victoria Dunlap (Third team, AP)  
 2012 ..... A'dia Mathies (Fourth team, College Sports Madness)  
 2012 ..... A'dia Mathies (Third team, AP)  
 2012 ..... A'dia Mathies (Second team, Full Court)  
 2012 ..... A'dia Mathies (USBWA)  
 2012 ..... A'dia Mathies (Second team, Sporting News)  
 2013 ..... A'dia Mathies (Second team, AP)  
 2013 ..... A'dia Mathies (Second team, Full Court)  
 2013 ..... A'dia Mathies (Honorable Mention, WBCA)  
 2014 ..... Jennifer O'Neill (Honorable Mention, AP)  
 2015 ..... Makayla Epps (Honorable Mention, AP)  
 2016 ..... Makayla Epps (Honorable Mention, AP/WBCA)  
 2016 ..... Makayla Epps (First team, College Sports Madness)  
 2017 ..... Makayla Epps (Honorable Mention, AP)  
 2017 ..... Makayla Epps (Honorable Mention, WBCA)  
 2017 ..... Evelyn Akhator (Honorable Mention, AP)

## WBCA ALL-REGION 3 TEAM

2010 ..... Victoria Dunlap  
 2011 ..... Victoria Dunlap  
 2012 ..... A'dia Mathies  
 2013 ..... A'dia Mathies  
 2014 ..... DeNesha Stallworth  
 2016 ..... Makayla Epps

## FRESHMAN ALL-AMERICANS

1980 ..... Valerie Still  
 2010 ..... A'dia Mathies (Second team, Full Court Press)  
 2010 ..... A'dia Mathies (Gballmag.com)  
 2012 ..... Bria Goss (First team, Full Court)

## ACADEMIC HONORS

1999 . . . . Tiffany Wait (Second team, GTE CoSIDA)  
 2000 . . . . Tiffany Wait (Second team, GTE CoSIDA)  
 2008 . . . . Chelsea Chowning (District 4 Third team, ESPN The Magazine)  
 2011 . . Carly Morrow (District 4 Third team, Capital One)  
 2014 . . . . . Kastine Evans (District 2, CoSIDA)

## SEC ACADEMIC HONOR ROLL

2018 . . . . . Makenzie Cann  
 2018 . . . . . Jessica Hardin  
 2018 . . . . . Maci Morris  
 2018 . . . . . Taylor Murray  
 2018 . . . . . Paige Poffenberger  
 2018 . . . . . Alyssa Rice  
 2018 . . . . . Jaيدا Roper  
 2017 . . . . . Evelyn Akhator  
 2017 . . . . . Makenzie Cann  
 2017 . . . . . Makayla Epps  
 2017 . . . . . Jessica Hardin  
 2017 . . . . . Maci Morris  
 2017 . . . . . Taylor Murray  
 2017 . . . . . Rachel Potter  
 2017 . . . . . Alyssa Rice  
 2016 . . . . . Ivana Jakubcova  
 2016 . . . . . Alyssa Rice  
 2016 . . . . . Jancee Thompson  
 2015 . . . . . Azia Bishop  
 2015 . . . . . Makayla Epps  
 2015 . . . . . Bira Goss  
 2015 . . . . . Linnae Harper  
 2015 . . . . . Jelleah Sidney  
 2015 . . . . . Jancee Thompson  
 2014 . . . . . Azia Bishop  
 2014 . . . . . Samantha Drake  
 2014 . . . . . Kastine Evans  
 2014 . . . . . Jelléah Sidney  
 2014 . . . . . DeNesha Stallworth  
 2014 . . . . . Jancee Thompson  
 2013 . . . . . Kastine Evans  
 2013 . . . . . Brittany Henderson  
 2013 . . . . . DeNesha Stallworth  
 2012 . . . . . Kastine Evans  
 2012 . . . . . Amber Smith  
 2012 . . . . . Keyla Snowden

2011 . . . . . Carly Morrow  
 2011 . . . . . Keyla Snowden  
 2010 . . . . . Carly Morrow  
 2010 . . . . . Keyla Snowden  
 2010 . . . . . Anna Cole  
 2009 . . . . . Carly Morrow  
 2009 . . . . . Carly Ormerod  
 2009 . . . . . Eleia Roddy  
 2008 . . . . . Chanté Bowman  
 2008 . . . . . Chelsea Chowning  
 2008 . . . . . Sarah Elliott  
 2008 . . . . . Carly Morrow  
 2008 . . . . . Carly Ormerod  
 2008 . . . . . Eleia Roddy  
 2008 . . . . . Amber Smith  
 2007 . . . . . Chanté Bowman  
 2007 . . . . . Jennifer Humphrey  
 2007 . . . . . Samantha Mahoney  
 2007 . . . . . Carly Ormerod  
 2007 . . . . . Jenny Pfeiffer  
 2006 . . . . . Jennifer Humphrey  
 2006 . . . . . Samantha Mahoney  
 2006 . . . . . Carly Ormerod  
 2006 . . . . . Eleia Roddy  
 2006 . . . . . Oreonna Taylor  
 2005 . . . . . Sara Potts  
 2005 . . . . . Jennifer Humphrey  
 2004 . . . . . Jenerrie Everette  
 2004 . . . . . Jennifer Goin  
 2004 . . . . . Kristen Grassi  
 2004 . . . . . Sara Potts  
 2003 . . . . . Kristin Connolly  
 2003 . . . . . Jennifer Schultz  
 2003 . . . . . Jenny Pfeiffer  
 2001 . . . . . Stephanie Christman  
 2001 . . . . . Tiffany Wait  
 2001 . . . . . Katie Vieth  
 2001 . . . . . Natalie Martinez  
 2001 . . . . . Laura Meadows  
 2000 . . . . . Carolyn Alexander  
 2000 . . . . . Natalie Martinez  
 2000 . . . . . Laura Meadows  
 2000 . . . . . Katie Vieth  
 2000 . . . . . Tiffany Wait  
 1999 . . . . . Laura Meadows  
 1999 . . . . . Katie Vieth  
 1999 . . . . . Tiffany Wait  
 1998 . . . . . Tiffany Wait  
 1997 . . . . . Tiffany Wait  
 1996 . . . . . Julie Swarens-Beickman  
 1995 . . . . . Karri Coach  
 1995 . . . . . Julie Swarens-Beickman  
 1994 . . . . . Jennifer Gray

# INDIVIDUAL HONORS

1994 ..... Karri Koach  
 1994 ..... Julie Swarens  
 1994 ..... Stacey Reed  
 1993 ..... Jennifer Gray  
 1993 ..... Karri Koach  
 1993 ..... Cathy Proctor  
 1992 ..... Kristi Cushenberry  
 1992 ..... Jennifer Gray  
 1992 ..... Stacy McIntyre  
 1992 ..... Rebekah Reasor  
 1991 ..... Mia Daniel  
 1991 ..... Cathy Proctor  
 1990 ..... Vanessa Foster-Sutton  
 1986 ..... Laurie Hudgens  
 1986 ..... Michelle Miller  
 1985 ..... Michelle Miller  
 1985 ..... Diane Stephens  
 1984 ..... Donna Martin  
 1984 ..... Jody Runge

## MCWHORTER SCHOLAR-ATHLETE OF THE YEAR

2000 ..... Tiffany Wait (Finalist)

## SEC COMMUNITY SERVICE TEAM

1999 ..... Tiffany Wait  
 2000 ..... Laura Meadows  
 2001 ..... LaTonya McDole  
 2002 ..... SeSe Helm  
 2003 ..... SeSe Helm  
 2004 ..... Shambrica Jones  
 2005 ..... Afton Perry  
 2006 ..... Stephanie Stumbo  
 2007 ..... Eleia Roddy  
 2008 ..... Samantha Mahoney  
 2009 ..... Carly Ormerod  
 2010 ..... Carly Morrow  
 2011 ..... Victoria Dunlap  
 2012 ..... Keyla Snowden  
 2013 ..... Kastine Evans  
 2014 ..... Kastine Evans  
 2015 ..... Bria Goss  
 2016 ..... Jane Thompson  
 2017 ..... Alyssa Rice  
 2018 ..... Makenzie Cann

## ALLSTATE WBCA GOOD WORKS TEAM

2014 ..... Kastine Evans  
 2015 ..... Bria Goss

## SEC PLAYERS OF THE WEEK

Jan. 27, 1987 ..... Sandy Harding  
 Feb. 13, 1989 ..... Jodie Whitaker  
 March 1, 1993 ..... Jocelyn Mills  
 Jan. 24, 1994 ..... Stacey Reed  
 Dec. 15, 1998 ..... Jaye Barnes  
 Feb. 8, 1999 ..... Tiffany Wait  
 Jan. 3, 2000 ..... LaTonya McDole  
 Nov. 24, 2003 ..... SeSe Helm  
 Jan. 17, 2005 ..... Sarah Elliott  
 Jan. 5, 2009 ..... Victoria Dunlap  
 Dec. 14, 2009 ..... Victoria Dunlap  
 Jan. 25, 2010 ..... Victoria Dunlap  
 Feb. 1, 2010 ..... Victoria Dunlap  
 Feb. 15, 2010 ..... Victoria Dunlap  
 Nov. 22, 2010 ..... Victoria Dunlap  
 Dec. 13, 2010 ..... Victoria Dunlap  
 Dec. 27, 2010 ..... Keyla Snowden

Nov. 28, 2011 ..... A'dia Mathies  
 Dec. 6, 2011 ..... A'dia Mathies  
 Jan. 9, 2011 ..... A'dia Mathies  
 Dec. 10, 2012 ..... DeNesha Stallworth  
 Jan. 21, 2013 ..... A'dia Mathies  
 Feb. 11, 2013 ..... A'dia Mathies  
 Dec. 2, 2013 ..... DeNesha Stallworth  
 Dec. 9, 2013 ..... Jennifer O'Neill  
 Feb. 17, 2014 ..... Jennifer O'Neill  
 Dec. 8, 2014 ..... Jane Thompson  
 Jan. 5, 2015 ..... Jane Thompson  
 Feb. 16, 2015 ..... Makayla Epps  
 Dec. 15, 2015 ..... Makayla Epps  
 Feb. 29, 2015 ..... Evelyn Akhator  
 Nov. 15, 2016 ..... Evelyn Akhator  
 Dec. 6, 2016 ..... Makayla Epps  
 Dec. 27, 2016 ..... Evelyn Akhator  
 Jan. 17, 2017 ..... Evelyn Akhator

## SEC FRESHMAN OF THE WEEK

Dec. 12, 2005 ..... Carly Ormerod  
 Feb. 13, 2006 ..... Carly Ormerod  
 Nov. 25, 2007 ..... Victoria Dunlap  
 Dec. 30, 2007 ..... Amber Smith  
 Jan. 13, 2008 ..... Victoria Dunlap  
 Feb. 10, 2008 ..... Victoria Dunlap  
 Nov. 30, 2009 ..... A'dia Mathies  
 Jan. 25, 2010 ..... A'dia Mathies  
 Feb. 15, 2010 ..... A'dia Mathies  
 Jan. 17, 2011 ..... Bernisha Pinkett  
 Jan. 24, 2011 ..... Jennifer O'Neill  
 Nov. 14, 2011 ..... Bria Goss  
 Dec. 6, 2011 ..... Bria Goss  
 Jan. 16, 2012 ..... Bria Goss  
 Feb. 20, 2012 ..... Bria Goss  
 Dec. 16, 2013 ..... Linnae Harper  
 Dec. 29, 2014 ..... Alexis Jennings  
 Jan. 30, 2018 ..... Dorie Harrison  
*The SEC began a Freshman of the Week in 2005-06*

## SEC 1ST YEAR ACADEMIC HONOR ROLL

2005 ..... Carly Ormerod  
 2005 ..... Oreonna Taylor  
 2008 ..... Amber Smith  
 2008 ..... Carly Morrow  
 2011 ..... Katine Evans  
 2011 ..... Jennifer O'Neill  
 2013 ..... Jane Thompson  
 2014 ..... Makayla Epps  
 2014 ..... Linnae Harper  
 2015 ..... Jaycee Coe  
 2015 ..... Ivana Jakubcova  
 2015 ..... Alexis Jennings  
 2015 ..... Alyssa Rice  
 2016 ..... Evelyn Akhator  
 2016 ..... Batouly Camara  
 2016 ..... Makenzie Cann  
 2016 ..... Maci Murray  
 2016 ..... Taylor Murray  
 2017 ..... Ogechi Anyagaligbo  
 2017 ..... LaShae Halsel  
 2017 ..... Paige Poffenberger  
 2017 ..... Jaida Roper  
 2018 ..... Dorie Harrison  
 2018 ..... Kameron Roach  
 2018 ..... Tatyana Wyatt  
 2018 ..... KeKe McKinney

## FRANK HAM SOCIETY OF CHARACTER

1999 ..... Tiffany Wait  
 2000 ..... Katie Vieth  
 2006 ..... Stephanie Stumbo  
 2008 ..... Chanté Bowman  
 2008 ..... Carly Ormerod  
 2010 ..... Carly Morrow  
 2013 ..... Kastine Evans  
 2015 ..... Bria Goss  
 2017 ..... Evelyn Akhator, Alyssa Rice

## SEC COACH OF THE YEAR

2006 ..... Mickie DeMoss (AP and Coaches)  
 2010 ..... Matthew Mitchell (AP and Coaches)  
 2012 ..... Matthew Mitchell (AP)

## SEC PLAYER OF THE YEAR

2010 ..... Victoria Dunlap (AP and Coaches)  
 2011 ..... Victoria Dunlap (AP)  
 2012 ..... A'dia Mathies (AP and Coaches)  
 2013 ..... A'dia Mathies (AP and Co-Coaches)

## SEC FRESHMAN OF THE YEAR

2010 ..... A'dia Mathies (Coaches)  
 2012 ..... Bria Goss (AP and Coaches)

## SEC 6TH WOMAN PLAYER OF THE YEAR

2012 ..... Keyla Snowden\*  
 2014 ..... Jennifer O'Neill\*  
 2015 ..... Jennifer O'Neill  
 \* Co-Player of the Year

## SEC DEFENSIVE PLAYER OF THE YEAR

2011 ..... Victoria Dunlap

## SEC ALL-DEFENSIVE TEAM

2010 ..... Victoria Dunlap  
 2011 ..... Victoria Dunlap  
 2011 ..... A'dia Mathies  
 2012 ..... A'dia Mathies  
 2013 ..... Samarie Walker  
 2018 ..... Taylor Murray

## SEC SCHOLAR-ATHLETE OF THE YEAR

2008 ..... Chelsea Chowning  
 2018 ..... Alyssa Rice

## ALL-SEC (COACHES)

1982 ..... Valerie Still (First team)  
 1982 ..... Lea Wise (First team)  
 1983 ..... Valerie Still (First team)  
 1983 ..... Patty Jo Hedges (First team)  
 1984 ..... Leslie Nichols (First team)  
 1985 ..... Leslie Nichols (First team)  
 1986 ..... Leslie Nichols (First team)  
 1987 ..... Sandy Harding (First team)  
 1988 ..... Belitta Croley (First team)  
 1988 ..... Jodie Whitaker (Second team)  
 1989 ..... Jodie Whitaker (Second team)  
 1990 ..... Vanessa Foster-Sutton (First team)  
 1990 ..... Tracey Davis (Second team)  
 1991 ..... Stacy McIntyre (HM)  
 1992 ..... Stacy McIntyre (HM)  
 1993 ..... Jocelyn Mills (First team)  
 1993 ..... Stacey Reed (Second team)  
 1994 ..... Stacey Reed (First team)  
 1994 ..... Tedra Eberhart (Second team)  
 1995 ..... Stacey Reed (Second team)



# INDIVIDUAL HONORS

1996..... Kim Denkins (Second team)  
 1998..... Jaye Barnes (Second team)  
 1999..... Laura Meadows (Second team)  
 1999..... Tiffany Wait (Second team)  
 2002..... SeSe Helm (Second team)  
 2004..... Sara Potts (Second team)  
 2005..... Sara Potts (Second team)  
 2006..... Samantha Mahoney (Second team)  
 2007..... Samantha Mahoney (Second team)  
 2007..... Sarah Elliott (Second team)  
 2008..... Samantha Mahoney (Second team)  
 2008..... Sarah Elliott (Second team)  
 2009..... Victoria Dunlap (Second team)  
 2009..... Eleia Roddy (Second team)  
 2010..... Victoria Dunlap (First team)  
 2010..... A'dia Mathies (Second team)  
 2011..... Victoria Dunlap (First team)  
 2011..... A'dia Mathies (Second team)  
 2012..... A'dia Mathies (First team)  
 2013..... A'dia Mathies (First team)  
 2013..... DeNesha Stallworth (First team)  
 2013..... Samarie Walker (Second team)  
 2014..... Jennifer O'Neill (Second team)  
 2014..... DeNesha Stallworth (Second team)  
 2015..... Makayla Epps (First team)  
 2015..... Jennifer O'Neill (Second team)  
 2016..... Makayla Epps (First team)  
 2016..... Evelyn Akhator (Second team)  
 2016..... Jane Thompson (Second team)  
 2017..... Evelyn Akhator, Makayla Epps (First team)  
 2018..... Maci Morris (Second team)

**HONORABLE MENTION (COACHES)**

1991..... Stacy McIntyre  
 1992..... Stacy McIntyre

**SEC ALL-FRESHMAN TEAM**

1989..... Kristi Cushenberry (First Team)  
 1990..... Jocelyn Mills (HM)  
 1998..... Laura Meadows  
 2001..... Selia "SeSe" Helm  
 2005..... Sarah Elliott  
 2005..... Samantha Mahoney  
 2006..... Carly Ormerod  
 2008..... Victoria Dunlap \*  
 2008..... Amber Smith \*  
 2010..... A'dia Mathies \*  
 2011..... Bernisha Pinkett  
 2012..... Bria Goss  
 2014..... Linnae Harper  
 2015..... Alexis Jennings  
 2016..... Maci Morris

\* Unanimous selection

Note: The Tennessean sponsored the All-Freshman team from 1987 to 1997. The SEC did not honor a freshman team in 1999.

**SEC ALL-TOURNAMENT TEAM**

1980..... Valerie Still  
 1981..... Valerie Still  
 1982..... Valerie Still (MVP)  
 1982..... Patty Jo Hedges  
 1988..... Jodie Whitaker  
 1992..... Stacy McIntyre  
 2010..... Victoria Dunlap  
 2010..... A'dia Mathies  
 2011..... Victoria Dunlap  
 2012..... A'dia Mathies

2012..... Keyla Snowden  
 2013..... A'dia Mathies  
 2014..... Linnae Harper  
 2014..... DeNesha Stallworth  
 2015..... Makayla Epps  
 2016..... Makayla Epps  
 2017..... Evelyn Akhator, Makayla Epps

**ALL-SEC (AP)**

1982..... Valerie Still (First team)  
 1983..... Valerie Still (First team)  
 1983..... Patty Jo Hedges (First team)  
 1984..... Leslie Nichols (First team)  
 1985..... Leslie Nichols (First team)  
 1986..... Leslie Nichols (First team)  
 1987..... Sandy Harding (First team)  
 1988..... Belitta Croley (First team)  
 1990..... Vanessa Foster-Sutton (First team)  
 1993..... Jocelyn Mills (First team)  
 1994..... Stacey Reed (First team)  
 2001..... LaTonya McDole (HM)  
 2003..... Rita Adams (Third team)  
 2004..... Sara Potts (Second team)  
 2005..... Sara Potts (Second team)  
 2006..... Sarah Elliott (HM)  
 2006..... Jennifer Humphrey (HM)  
 2006..... Samantha Mahoney (HM)  
 2007..... Sarah Elliot (Second team)  
 2007..... Jennifer Humphrey (HM)  
 2007..... Samantha Mahoney (HM)  
 2008..... Samantha Mahoney (HM)  
 2009..... Victoria Dunlap (Second team)  
 2009..... Eleia Roddy (HM)  
 2010..... Victoria Dunlap (First team)  
 2011..... Victoria Dunlap (First team)  
 2011..... A'dia Mathies (HM)  
 2012..... A'dia Mathies (First team)  
 2012..... Bria Goss (HM)  
 2013..... A'dia Mathies (First team)  
 2013..... DeNesha Stallworth (Second team)  
 2014..... Jennifer O'Neill (HM)  
 2014..... DeNesha Stallworth (HM)  
 2015..... Makayla Epps (First team)  
 2015..... Jennifer O'Neill (HM)  
 2016..... Makayla Epps (First team)  
 2016..... Evelyn Akhator (Second team)  
 2016..... Jane Thompson (HM)  
 2017..... Makayla Epps (First team)  
 2017..... Evelyn Akhator (Second team)

Note: From 1989 to 1997 the Coaches All-SEC team was sponsored by The Tennessean. The Associated Press started their own All-SEC team in 1997.

**NCAA TOURNAMENT REGIONAL TEAMS**

2010..... Victoria Dunlap (Kansas City)  
 2012..... Samarie Walker (Kingston)  
 2013..... Jennifer O'Neill (Bridgeport)

# 1,000 POINT CLUB



## 1. VALERIE STILL (6-1, CENTER, 1980-83) - 2,763

Year	GP/GS	FG-FGA	PCT	FT-FTA	PCT	REB-AVG	PTS-AVG	Blocks	Steals	Assists
1979-80	29-29	256-463	55.3	129-183	70.0	403-13.9	641-22.1	46	43	32
1980-81	30-30	260-447	58.1	108-154	70.1	329-10.9	628-20.9	53	64	37
1981-82	32-32	329-565	58.2	136-199	68.3	457-14.3	794-24.8	39	56	46
1982-83	28-28	273-456	59.9	154-212	72.6	336-12.0	700-25.0	18	38	24
<b>Career</b>	<b>119-119</b>	<b>1118-1931</b>	<b>57.8</b>	<b>527-748</b>	<b>70.0</b>	<b>1525-12.8</b>	<b>2763-23.2</b>	<b>156</b>	<b>201</b>	<b>139</b>



## 2. A'DIA MATHIES (5-9, GUARD, 2010-2013) - 2,014

Year	GP/GS	FG-FGA	PCT	3P-3PA	PCT	FT-FTA	PCT	REB-AVG	PTS-AVG	Blocks	Steals	Assists
2009-10	36/36	178-439	.405	31-107	.290	104-149	.698	174-4.8	491-13.6	22	93	87
2010-11	34-33	146-337	.433	22-66	.333	121-178	.680	159-4.7	435-12.8	12	71	89
2011-12	34-34	181-424	.427	51-135	.378	96-141	.681	175-5.1	509-15.0	21	87	93
2012-13	36-36	207-487	.425	73-173	.422	92-122	.754	162-4.5	579-16.1	15	69	80
<b>Career</b>	<b>140-139</b>	<b>712-1687</b>	<b>.422</b>	<b>177-481</b>	<b>.368</b>	<b>413-590</b>	<b>.700</b>	<b>670-4.8</b>	<b>2014-14.4</b>	<b>70</b>	<b>320</b>	<b>349</b>



## 3. VICTORIA DUNLAP (6-1, FORWARD, 2008-2011) - 1,846

Year	GP/GS	FG-FGA	PCT	3P-3PA	PCT	FT-FTA	PCT	REB-AVG	PTS-AVG	Blocks	Steals	Assists
07-08	33-33	100-228	.439	0-7	.000	40-101	.396	228-6.9	240-7.3	25	43	26
08-09	32-32	162-336	.482	2-8	.250	85-153	.556	290-9.1	411-12.8	38	57	32
09-10	35-35	228-459	.497	2-7	.286	175-254	.689	293-8.4	633-18.1	66	107	48
10-11	33-33	206-450	.458	5-12	.417	145-206	.704	288-8.7	562-17.0	49	100	49
<b>Career</b>	<b>133-133</b>	<b>696-1473</b>	<b>.473</b>	<b>9-34</b>	<b>.265</b>	<b>445-714</b>	<b>.623</b>	<b>1099-8.3</b>	<b>1846-13.9</b>	<b>178</b>	<b>307</b>	<b>155</b>



## 4. LESLIE NICHOLS (6-0, FORWARD, 1983-86) - 1,797

Year	GP/GS	FG-FGA	PCT	FT-FTA	PCT	REB-AVG	PTS-AVG	Blocks	Steals	Assists
1982-83	28-28	130-247	52.6	58-88	67.0	197-7.0	318-11.3	38	36	59
1983-84	27-25	208-379	54.9	80-97	82.5	218-8.0	496-18.4	11	64	80
1984-85	27-26	211-423	49.9	75-96	78.1	247-9.1	497-18.4	23	74	68
1985-86	29-29	208-399	52.1	70-87	80.4	215-7.4	486-16.7	30	104	116
<b>Career</b>	<b>111-108</b>	<b>757-1448</b>	<b>52.3</b>	<b>283-368</b>	<b>76.9</b>	<b>877-7.9</b>	<b>1797-18.2</b>	<b>102</b>	<b>278</b>	<b>323</b>



## 5. MAKAYLA EPPS (5-10, GUARD, 2014-2017) - 1,790

Year	GP/GS	FG-FGA	PCT	3P-3PA	PCT	FT-FTA	PCT	REB-AVG	PTS-AVG	Blocks	Steals	Assists
2013-14	34-1	56-116	.483	12-41	.293	31-46	.674	47-1.4	155-4.6	0	11	46
2014-15	34-22	184-414	.444	24-76	.316	114-165	.691	156-4.6	506-14.9	6	45	101
2015-16	32-32	207-438	.473	26-92	.283	106-146	.726	154-4.8	546-17.1	4	41	143
2016-17	33-33	221-481	.459	39-110	.355	102-134	.761	147-4.5	583-17.7	2	34	118
<b>Career</b>	<b>133-88</b>	<b>688-1449</b>	<b>.461</b>	<b>101-319</b>	<b>.317</b>	<b>353-491</b>	<b>.719</b>	<b>504-3.8</b>	<b>1790-13.5</b>	<b>12</b>	<b>131</b>	<b>408</b>



## 6. SAMANTHA MAHONEY (5-10, GUARD, 2005-2008) - 1,601

Year	GP/GS	FG-FGA	PCT	3P-3PA	PCT	FT-FTA	PCT	REB-AVG	PTS-AVG	Blocks	Steals	Assists
2004-05	34-27	127-296	.429	17-38	.447	91-145	.628	109-3.2	362-10.6	17	30	67
2005-06	31-27	134-346	.387	25-97	.258	77-103	.748	81-2.6	370-11.9	11	38	75
2006-07	34-34	148-388	.381	31-107	.290	94-136	.691	121-3.6	421-12.4	23	40	86
2007-08	33-33	151-406	.372	40-113	.354	106-161	.658	100-3.0	448-13.6	6	32	74
<b>Career</b>	<b>132-121</b>	<b>560-1436</b>	<b>.390</b>	<b>113-355</b>	<b>.318</b>	<b>368-545</b>	<b>.675</b>	<b>411-3.1</b>	<b>1601/12.1</b>	<b>57</b>	<b>140</b>	<b>302</b>



## 7. PAM BROWNING (6-0, CENTER, 1975-78) - 1,598

Year	GP/GS	FG-FGA	PCT	FT-FTA	PCT	REB-AVG	PTS-AVG	Steals	Assists
1974-75	26	Stats Not Available					297-11.4		
1975-76	20	Stats Not Available					268-13.4		
1976-77	26			196-263	74.5	13.5	663-25.5		
1977-78	35-31	127-293	43.3	112-160	70.0	229-7.4	366-11.8		52
<b>Career</b>	<b>107</b>						<b>1598-14.9</b>		



## 8. SARA POTTS (6-0, GUARD, 2002-05) - 1,563

Year	GP/GS	FG-FGA	PCT	3P-3PA	PCT	FT-FTA	PCT	REB-AVG	PTS-AVG	Blocks	Steals	Assists
2001-02	28-15	82-221	.371	50-147	.340	24-33	.727	63-2.3	238-8.5	3	22	39
2002-03	27-27	118-293	.403	74-163	.454	16-27	.593	104-3.9	326-12.1	6	33	46
2003-04	28-28	166-429	.387	66-186	.355	71-91	.780	183-6.5	469-16.8	2	38	51
2004-05	34-34	186-446	.417	81-223	.363	77-89	.865	179-5.3	530-15.6	6	40	40
<b>Career</b>	<b>117-104</b>	<b>552-1389</b>	<b>.397</b>	<b>271-719</b>	<b>.377</b>	<b>188-240</b>	<b>.783</b>	<b>529-4.5</b>	<b>1563-13.4</b>	<b>17</b>	<b>133</b>	<b>176</b>



## 9. SARAH ELLIOTT (6-6, CENTER, 2005-2008) - 1,502

Year	GP/GS	FG-FGA	PCT	3P-3PA	PCT	FT-FTA	PCT	REB-AVG	PTS-AVG	Blocks	Steals	Assists
2004-05	34-11	149-267	.558	0-0	.000	56-83	.675	185-5.4	354-10.4	49	11	13
2005-06	31-26	149-273	.546	0-1	.000	49-73	.671	183-5.9	347-11.2	40	13	34
2006-07	34-33	208-372	.559	0-0	.000	44-69	.638	237-7.0	460-13.5	50	10	26
2007-08	33-29	151-309	.489	0-0	.000	39-52	.750	195-5.9	341/10.3	56	16	29
<b>Career</b>	<b>132-99</b>	<b>657-1221</b>	<b>.538</b>	<b>0-1</b>	<b>.000</b>	<b>88-277</b>	<b>.679</b>	<b>800-6.1</b>	<b>1502/11.4</b>	<b>195</b>	<b>50</b>	<b>102</b>



## 10. ELISABETH LUKSCHU (6-4, CENTER, 1978-81) - 1,488

Year	GP/GS	FG-FGA	PCT	FT-FTA	PCT	REB-AVG	PTS-AVG	Blocks	Steals	Assists
1977-78	35-23	100-182	55.0	42-70	58.6	142-6.2	242-10.5	-	-	3
1978-79	27-23	156-275	56.7	88-122	72.1	192-7.1	400-14.8	22	34	35
1979-80	29-29	169-274	61.7	104-147	71.0	201-6.9	442-15.2	13	23	24
1980-81	28-26	161-268	60.0	82-121	67.7	187-6.6	404-14.7	20	20	20
<b>Career</b>	<b>119-101</b>	<b>586-999</b>	<b>58.7</b>	<b>316-460</b>	<b>68.7</b>	<b>722-6.0</b>	<b>1488-12.5</b>	<b>-</b>	<b>-</b>	<b>82</b>



## 11. SELIA "SESE" HELM (6-4, CENTER, 2001-2004) - 1,487

Year	GP/GS	FG-FGA	PCT	3P-3PA	PCT	FT-FTA	PCT	REB-AVG	PTS-AVG	Blocks	Steals	Assists
2000-01	24-21	115-246	.467	2-7	.286	62-72	.861	112-4.7	294-12.3	5	14	7
2001-02	29-29	198-388	.510	4-11	.364	92-115	.800	194-6.7	492-17.0	9	24	17
2002-03	27-26	122-251	.486	7-18	.389	58-79	.734	176-6.5	309-11.4	12	16	27
2003-04	28-27	155-310	.500	3-15	.200	79-103	.767	190-6.8	392-14.0	21	11	18
<b>Career</b>	<b>108-103</b>	<b>590-1195</b>	<b>.494</b>	<b>16-51</b>	<b>.314</b>	<b>291-369</b>	<b>.789</b>	<b>672/6.2</b>	<b>1487-13.8</b>	<b>37</b>	<b>75</b>	<b>9</b>



## 12. STACEY REED (5-7, GUARD, 1992-95) - 1,482

Year	GP/GS	FG-FGA	PCT	3P-3PA	PCT	FT-FTA	PCT	REB-AVG	PTS-AVG	Steals	Assists
1991-92	30-26	88-266	33.1	30-114	26.3	62-83	74.7	88-2.9	268-8.9	69	90
1992-93	28-28	104-264	39.4	65-168	38.7	45-56	80.4	112-4.0	318-11.4	68	101
1993-94	28-28	171-411	41.6	44-135	32.6	123-162	75.9	191-6.8	509-18.2	97	138
1994-95	28-28	149-377	39.5	37-131	28.2	52-69	75.4	190-6.8	387-13.8	75	113
<b>Career</b>	<b>114-110</b>	<b>512-1318</b>	<b>38.0</b>	<b>176-548</b>	<b>32.0</b>	<b>282-370</b>	<b>76.0</b>	<b>581-5.1</b>	<b>1482-13.0</b>	<b>309</b>	<b>442</b>



## 13. JENNIFER O'NEILL (5-6, GUARD, 2010-15) - 1,449


Year	GP/GS	FG-FGA	PCT	3P-3PA	PCT	FT-FTA	PCT	REB-AVG	PTS-AVG	Blocks	Steals	Assists
2010-11	30-3	49-146	.336	21-58	.362	34-46	.739	39-1.3	153-5.1	1	14	26
2012-13	35-32	132-335	.394	67-188	.356	50-70	.714	82-2.3	381-10.9	2	47	99
2013-14	35-3	138-358	.385	55-151	.364	110-157	.701	84-2.4	441-12.6	2	35	99
2014-15	33-20	153-416	.368	54-167	.323	114-158	.722	113-3.4	474-14.4	7	46	68
<b>TOTAL</b>	<b>133-58</b>	<b>472-1255</b>	<b>.376</b>	<b>197-564</b>	<b>.349</b>	<b>308-431</b>	<b>.715</b>	<b>318-2.4</b>	<b>1449-10.9</b>	<b>12</b>	<b>142</b>	<b>292</b>



## 14. TIFFANY WAIT (5-11, GUARD/FORWARD, 1996-2000) - 1,445

Year	GP/GS	FG-FGA	PCT	3P-3PA	PCT	FT-FTA	PCT	REB-AVG	PTS-AVG	Steals	Assists
1995-96	6-2	19-38	50.0	8-22	36.4	24-32	75.0	10-1.7	70-11.7	8	10
1996-97	27-26	118-271	43.5	16-41	39.0	82-110	75.5	107-4.0	335-12.4	42	103
1997-98	28-28	105-259	40.5	16-51	31.4	98-119	82.4	81-2.9	324-11.6	48	75
1998-99	32-32	135-338	39.9	46-110	41.8	121-149	81.2	103-3.2	437-13.7	33	93
1999-2000	29-29	90-236	38.1	29-95	30.5	70-90	77.8	72-2.5	279-9.6	44	58
<b>Career</b>	<b>122-117</b>	<b>467-1142</b>	<b>41.0</b>	<b>115-319</b>	<b>36.1</b>	<b>396-500</b>	<b>79.2</b>	<b>383-3.1</b>	<b>1445-11.8</b>	<b>175</b>	<b>339</b>






### 15. JODIE WHITAKER (5-7, GUARD, 1986-89) - 1,433

Year	GP/GS	FG-FGA	PCT	3P-3PA	PCT	FT-FTA	PCT	REB-AVG	PTS-AVG	Steals	Assists
1985-86	26-20	123-234	52.6	-	-	33-39	84.6	56-2.1	279-10.7	40	119
1986-87	28-28	152-330	46.1	-	-	36-43	83.7	103-3.7	340-12.1	41	90
1987-88	29-29	164-419	39.1	48-126	38.1	80-92	87.0	133-4.6	456-15.7	44	177
1988-89	28-23	132-334	39.5	32-91	35.2	62-85	72.9	107-3.8	358-12.8	33	78
<b>Career</b>	<b>111-100</b>	<b>571-1317</b>	<b>43.0</b>	<b>80-217</b>	<b>36.8</b>	<b>211-259</b>	<b>81.0</b>	<b>399-3.6</b>	<b>1433-12.9</b>	<b>158</b>	<b>464</b>



### 16. KRISTI CUSHENBERRY (5-9, GUARD/FORWARD, 1989-92) - 1,358

Year	GP/GS	FG-FGA	PCT	3P-3PA	PCT	FT-FTA	PCT	REB-AVG	PTS-AVG	Steals	Assists
1988-89	28-26	129-268	48.1	18-35	51.4	85-100	85.0	109-3.9	361-12.9	2	52
1989-90	31-23	134-290	46.2	22-51	43.1	66-91	72.5	81-2.6	356-11.5	25	49
1990-91	29-29	108-258	41.9	36-99	36.4	67-86	77.9	88-3.0	319-11.0	31	63
1991-92	30-29	94-234	40.2	34-92	37.0	100-130	76.9	90-3.0	322-10.7	37	62
<b>Career</b>	<b>118-107</b>	<b>465-1050</b>	<b>44.0</b>	<b>110-277</b>	<b>39.7</b>	<b>318-407</b>	<b>78.0</b>	<b>368-3.11</b>	<b>1358-11.5</b>	<b>95</b>	<b>226</b>



### 17. BELITTA CROLEY (5-10, FORWARD, 1985-88) - 1,339

Year	GP/GS	FG-FGA	PCT	3P-3PA	PCT	FT-FTA	PCT	REB-AVG	PTS-AVG	Blocks	Steals	Assists
1984-85	16-3	44-103	42.7	-	-	26-32	81.2	65-4.1	114-7.1	3	21	14
1985-86	27-22	150-314	47.8	-	-	28-51	54.9	146-5.4	328-12.1	10	45	57
1986-87	28-28	209-409	51.1	-	-	77-98	78.6	198-7.1	495-17.7	16	73	56
1987-88	23-20	166-322	51.6	1-1	100.0	69-87	79.3	190-8.3	402-17.5	16	43	73
<b>Career</b>	<b>94-73</b>	<b>569-1148</b>	<b>49.0</b>	<b>1-1</b>	<b>100.0</b>	<b>200-268</b>	<b>74.0</b>	<b>599-6.4</b>	<b>1339-14.2</b>	<b>45</b>	<b>182</b>	<b>200</b>



### 18. BRIAR GOSS (5-10, GUARD, 2011-15) - 1,318

Year	GP/GS	FG-FGA	PCT	3P-3PA	PCT	FT-FTA	PCT	REB-AVG	PTS-AVG	Blocks	Steals	Assists
2011-12	35-35	126-339	.372	34-103	.330	98-134	.731	141-4.0	384-11.0	2	50	52
2012-13	36-22	102-265	.385	28-100	.280	86-102	.843	105-2.9	318-8.8	4	57	44
2013-14	35-34	99-250	.396	32-90	.356	127-141	.901	143-4.1	357-10.2	10	39	46
2014-15	28-28	77-192	.401	18-73	.247	87-109	.798	111-4.0	259-9.3	8	40	34
<b>Career</b>	<b>134-119</b>	<b>404-1046</b>	<b>.386</b>	<b>112-366</b>	<b>.306</b>	<b>398-486</b>	<b>.819</b>	<b>500-3.7</b>	<b>1318-9.8</b>	<b>24</b>	<b>186</b>	<b>176</b>




### 19. STACY MCINTYRE (5-8, FORWARD, 1989-92) - 1,215

Year	GP/GS	FG-FGA	PCT	3P-3PA	PCT	FT-FTA	PCT	REB-AVG	PTS-AVG	Steals	Assists
1988-89	26-2	22-61	36.1	-	-	18-36	50.0	93-3.6	62-2.4	15	19
1989-90	31-24	88-230	38.3	2-13	15.4	58-90	64.4	147-4.7	236-7.6	44	71
1990-91	29-29	155-350	44.3	28-101	27.7	96-130	73.8	149-5.1	434-15.0	68	72
1991-92	30-30	162-337	48.1	35-99	35.4	124-160	77.5	148-4.9	483-16.1	62	49
<b>Career</b>	<b>116-85</b>	<b>427-978</b>	<b>43.0</b>	<b>65-213</b>	<b>30.5</b>	<b>296-416</b>	<b>71.0</b>	<b>537-4.6</b>	<b>1215-10.5</b>	<b>189</b>	<b>211</b>



### 20. MACI MORRIS (6-0, GUARD, 2016-PRES.) - 1,209

Year	GP/GS	FG-FGA	PCT	3P-3PA	PCT	FT-FTA	PCT	REB-AVG	PTS-AVG	Blocks	Steals	Assists
2015-16	33/33	101-254	.398	49-125	.392	30-35	.857	85-2.6	281-8.5	7	19	31
2016-17	33/33	132-383	.345	53-164	.323	74-84	.881	91-2.8	391-11.8	20	20	52
2017-18	31/31	198-409	.484	75-158	.475	66-78	.846	112-3.6	537-17.3	16	37	56
<b>Career</b>	<b>97/97</b>	<b>431-1046</b>	<b>.412</b>	<b>177-447</b>	<b>.396</b>	<b>170-197</b>	<b>.863</b>	<b>288-3.0</b>	<b>1209-12.5</b>	<b>43</b>	<b>76</b>	<b>139</b>



### 21. MARIA DONHOFF (5-11, GUARD, 1978-81) - 1,187

Year	GP/GS	FG-FGA	PCT	FT-FTA	PCT	REB-AVG	PTS-AVG	Blocks	Steals	Assists
1977-78	33-35	165-370	45.0	83-131	63.4	199-6.0	413-12.5	-	-	35
1978-79	29-13	115-267	43.1	72-105	68.6	174-6.0	302-10.4	9	27	38
1979-80	29-29	86-205	42.0	52-71	73.2	152-5.2	224-7.7	7	28	42
1980-81	30-30	103-224	45.9	42-70	60.0	167-5.5	248-8.2	3	27	82
<b>Career</b>	<b>121-107</b>	<b>469-1066</b>	<b>44.0</b>	<b>249-377</b>	<b>66.0</b>	<b>692-5.7</b>	<b>1187-9.8</b>	<b>-</b>	<b>-</b>	<b>197</b>



## 22. LATONYA MCDOLE (6-1, FORWARD, 1999-2002) - 1,180

Year	GP/GS	FG-FGA	PCT	3P-3PA	PCT	FT-FTA	PCT	REB-AVG	PTS-AVG	Steals	Assists
1998-99	32-17	99-219	.452	5-21	.238	62-99	.626	175-5.5	265-8.3	40	44
1999-2000	29-29	127-292	.435	0-2	.000	81-129	.628	175-6.0	335-11.6	57	45
2000-01	27-25	140-292	.479	2-7	.286	63-116	.543	345/12.8	193-7.1	77	55
2001-02	29-29	104-235	.443	1-7	.143	26-62	.419	168-5.8	235-8.1	69	57
<b>Career</b>	<b>117-100</b>	<b>470-1038</b>	<b>.453</b>	<b>8-37</b>	<b>.216</b>	<b>232-406</b>	<b>.571</b>	<b>711-6.1</b>	<b>1180-10.1</b>	<b>243</b>	<b>201</b>



## 23. LEA WISE (5-7, GUARD, 1980-83) - 1,179

Year	GP/GS	FG-FGA	PCT	FT-FTA	PCT	REB-AVG	PTS-AVG	Blocks	Steals	Assists
1979-80	29-29	101-232	43.5	36-52	69.2	65-2.2	238-8.2	2	32	101
1980-81	31-29	96-224	42.8	39-51	76.4	63-2.0	231-7.4	5	47	104
1981-82	32-30	162-333	48.6	46-63	73.0	79-2.5	370-11.6	6	43	134
1982-83	28-28	139-295	47.1	62-77	80.5	66-2.3	340-12.1	3	36	125
<b>Career</b>	<b>120-116</b>	<b>498-1084</b>	<b>45.0</b>	<b>183-243</b>	<b>75.3</b>	<b>273-2.3</b>	<b>1179-9.8</b>	<b>16</b>	<b>158</b>	<b>464</b>



## 24. PATTY JO HEDGES (5-7, GUARD, 1980-83) - 1,176

Year	GP/GS	FG-FGA	PCT	FT-FTA	PCT	REB-AVG	PTS-AVG	Blocks	Steals	Assists
1979-80	29-19	88-212	41.5	40-53	75.5	63-2.2	216-7.4	16	60	141
1980-81	31-31	107-259	41.3	69-94	73.4	111-3.5	283-9.1	10	78	181
1981-82	32-31	122-322	37.8	80-116	68.9	134-4.2	324-10.1	8	61	209
1982-83	28-28	141-296	47.6	71-102	69.6	133-4.7	353-12.6	10	73	200
<b>Career</b>	<b>120-109</b>	<b>458-1089</b>	<b>42.0</b>	<b>260-365</b>	<b>71.0</b>	<b>441-3.7</b>	<b>1176-9.8</b>	<b>44</b>	<b>272</b>	<b>731</b>



## 25. JOCELYN MILLS (6-0, CENTER, 1990-93) - 1,170

Year	GP/GS	FG-FGA	PCT	3P-3PA	PCT	FT-FTA	PCT	REB-AVG	PTS-AVG	Steals	Assists
1989-90	28-7	92-181	50.8	-	-	56-78	71.8	132-4.7	240-8.6	24	16
1990-91	28-28	136-279	48.7	-	-	85-135	63.0	250-8.9	360-12.9	54	31
1991-92	19-4	47-115	40.9	-	-	44-65	67.7	111-5.8	138-7.3	16	15
1992-93	28-28	174-344	50.6	2-9	22.2	82-124	66.1	210-7.5	432-15.4	41	30
<b>Career</b>	<b>103-67</b>	<b>449-919</b>	<b>48.0</b>	<b>2-9</b>	<b>22.2</b>	<b>267-402</b>	<b>66.0</b>	<b>703-6.8</b>	<b>1170-11.4</b>	<b>135</b>	<b>92</b>



## 26. KAREN MOSLEY (6-3, FORWARD/CENTER, 1983-86) - 1,135

Year	GP/GS	FG-FGA	PCT	FT-FTA	PCT	REB-AVG	PTS-AVG	Blocks	Steals	Assists
1982-83	28-0	44-82	53.6	33-51	65.0	94-3.3	121-4.3	2	12	6
1983-84	28-15	148-286	51.7	58-71	81.7	186-6.6	354-12.6	11	23	30
1984-85	26-26	142-293	48.4	53-77	68.8	179-6.9	337-12.9	18	29	21
1985-86	27-23	136-248	54.8	51-73	69.9	174-6.4	323-12.0	16	28	31
<b>Career</b>	<b>109-64</b>	<b>470-909</b>	<b>51.0</b>	<b>195-272</b>	<b>71.0</b>	<b>633-5.8</b>	<b>1135-10.4</b>	<b>47</b>	<b>92</b>	<b>88</b>



## 27. JANET TIMPERMAN (5-10, GUARD/FORWARD, 1976-79) - 1,080

Year	GP/GS	FG-FGA	PCT	FT-FTA	PCT	REB-AVG	PTS-AVG	Steals	Assists	
1975-76	-	Stats Not Available		-	-	-	-	-	-	
1976-77	-	-	-	-	-	9.5	12.6	-	-	
1977-78	35-35	135-344	39.2	23-35	69.0	152-4.3	293.8.4	-	60	
1978-79	29-27	112-284	39.4	31-40	77.5	136-4.7	255-8.8	52	52	
<b>Career: Complete career stats not available</b>										



## 28. TEDRA EBERHART (5-11, GUARD/FORWARD, 1991-94) - 1,071

Year	GP/GS	FG-FGA	PCT	3P-3PA	PCT	FT-FTA	PCT	REB-AVG	PTS-AVG	Blocks	Steals	Assists
1990-91	29-0	55-131	42.0	-	-	19-24	79.2	73-2.5	130-4.5	7	23	16
1991-92	29-1	77-173	44.5	-	-	38-51	74.5	84-2.9	211-7.3	4	38	15
1992-93	27-26	103-262	39.3	-	-	51-84	60.7	150-5.6	270-10.0	7	57	44
1993-94	28-28	168-367	45.8	38-101	37.6	86-113	76.1	180-6.4	460-16.4	11	70	64
<b>Career</b>	<b>113-55</b>	<b>458-933</b>	<b>49.0</b>	<b>38-101</b>	<b>37.6</b>	<b>194-272</b>	<b>71.0</b>	<b>487-4.3</b>	<b>1071-9.5</b>	<b>29</b>	<b>188</b>	<b>139</b>







### 29. KIM DENKINS (6-3, CENTER, 1995-98) - 1,057

Year	GP/GS	FG-FGA	PCT	FT-FTA	PCT	REB-AVG	PTS-AVG	Blocks	Steals	Assists
1994-95	27-9	56-131	42.7	35-48	72.9	142-5.3	147-5.4	16	25	17
1995-96	27-27	159-310	51.3	99-138	71.7	242-9.0	417-15.4	15	30	23
1996-97	25-21	88-199	44.2	71-94	75.5	193-7.7	247-9.9	13	25	31
1997-98	28-20	91-173	52.6	64-88	72.7	185-6.6	246-8.8	22	28	24
<b>Career</b>	<b>107-77</b>	<b>394-813</b>	<b>48.0</b>	<b>269-368</b>	<b>73.0</b>	<b>762-7.1</b>	<b>1057-9.9</b>	<b>66</b>	<b>108</b>	<b>95</b>



### 30. DEBBIE MILLER (6-1, GUARD, 1984-87) - 1,031

Year	GP/GS	FG-FGA	PCT	FT-FTA	PCT	REB-AVG	PTS-AVG	Blocks	Steals	Assists
1983-84	24-0	24-46	52.1	21-25	84.0	74-3.0	69-2.9	2	9	11
1984-85	28-27	73-149	49.0	53-66	80.3	151-5.4	199-7.1	22	30	29
1985-86	29-23	138-229	60.3	84-108	77.8	168-5.8	360-12.4	20	36	16
1986-87	28-28	161-275	58.5	81-101	80.2	223-8.0	403-14.4	22	37	27
<b>Career</b>	<b>109-78</b>	<b>396-699</b>	<b>56.0</b>	<b>239-300</b>	<b>79.0</b>	<b>616-5.7</b>	<b>1031-8.5</b>	<b>66</b>	<b>112</b>	<b>83</b>



### 31. JANE THOMPSON (5-7, POINT GUARD, 2013-2016) - 1,024

Year	GP/GS	FG-FGA	PCT	3P-3PA	PCT	FT-FTA	PCT	REB-AVG	PTS-AVG	Blocks	Steals	Assists
2012-13	34-0	47-136	.346	12-40	.300	30-42	.714	33-1.0	136-4.0	1	21	31
2013-14	35-33	107-270	.396	15-58	.259	71-108	.657	73-2.1	300-8.6	1	39	107
2014-15	17-17	56-149	.376	9-31	.290	50-64	.781	78-2.4	171-10.1	3	29	52
2015-16	33-32	145-363	.399	56-144	.389	71-86	.826	78-2.4	417-12.6	3	35	157
<b>Career</b>	<b>119-82</b>	<b>355-918</b>	<b>.387</b>	<b>92-273</b>	<b>.337</b>	<b>222-300</b>	<b>.740</b>	<b>232-1.9</b>	<b>1024-8.6</b>	<b>8</b>	<b>124</b>	<b>347</b>



### 32. LAURA MEADOWS (6-3, FORWARD/GUARD, 1998-2000) - 1,024

Year	GP/GS	FG-FGA	PCT	3P-3PA	PCT	FT-FTA	PCT	REB-AVG	PTS-AVG	Blocks	Steals	Assists
1997-98	28-27	114-329	.347	43-129	.333	39-54	.722	162-5.8	310-11.1	35	47	93
1998-99	32-32	147-339	.434	31-94	.330	67-97	.691	195-6.1	392-12.3	33	42	93
1999-2000	29-21	140-271	.517	3-15	.200	39-68	.574	188-6.5	322-11.1	27	39	62
<b>Career</b>	<b>89-80</b>	<b>401-939</b>	<b>.427</b>	<b>77-238</b>	<b>.324</b>	<b>145-219</b>	<b>.662</b>	<b>545-6.1</b>	<b>1024-11.5</b>	<b>95</b>	<b>128</b>	<b>248</b>



### 33. SANDY HARDING (5-10, GUARD, 1984-87) - 1,023

Year	GP/GS	FG-FGA	PCT	FT-FTA	PCT	REB-AVG	PTS-AVG	Steals	Assists
1983-84	28-27	76-158	48.1	27-38	71.0	71-2.5	179-6.4	55	168
1984-85	27-25	84-181	46.4	60-74	81.1	58-2.1	228-8.4	52	170
1985-86	28-25	114-229	49.8	37-45	82.2	63-2.2	265-9.5	53	183
1986-87	28-28	151-287	52.6	49-67	73.1	99-3.5	351-12.5	64	185
<b>Career</b>	<b>111-105</b>	<b>425-855</b>	<b>49.0</b>	<b>173-224</b>	<b>77.0</b>	<b>291-2.6</b>	<b>1023-9.2</b>	<b>224</b>	<b>70</b>

# KENTUCKY WOMEN'S BASKETBALL TIMELINE

Kentucky women's basketball has been recognized as having a spirited and winning tradition. It was in the early 1900s that women began playing the new game on "Miss Nettie's Lawn" in Lexington ... and so the tradition continues.

**1902** — The very first University of Kentucky basketball team was organized. Women's basketball begins on the UK campus with its first game on Feb. 21, 1903.

**1904** — C.P. St. John coached the 1904 team, leading it to a 2-0 record with victories vs. Georgetown (14-10) and Jessamine Female Institute (28-1).



**1906** — The 1906 UK women's basketball team, then known as Kentucky State College. The team, coached by Thomson Bryant, played only one game vs. Georgetown and fell, 15-14.

**1924** — The 1924 team, coached by Bart Peak, swept its 10-game schedule and claimed not only the championship of Kentucky, but the championship of the South.

**1902**

**1903**

**1904**

**1906**

**1924**

**1974**

**1924** — The University Senate passed a bill to abolish women's basketball in part because according to state politicians basketball had proven to be a strenuous sport for boys and therefore was too strenuous for girls.

**1974** — After a 50-year absence, at the turn of the 70s, women's teams at UK once again began playing intercollegiate games.



**1903** — The 1903 UK women's basketball team was coached by Jane Todd Watson, finishing 1-0 by defeating KU (now Transylvania), 16-10.

**1974** — Sue Feamster coached UK from 1971-74 before it gained varsity status in 1974. Women's basketball finally reached varsity status and the team is given the nickname "Lady Cats."




**1976** — Feamster handed over the coaching reins to Debbie Yow, who compiled a 79-40 record in four seasons from 1976-1980. In 1979, Yow recruited Valerie Still, Patty Jo Hedges and Lea Wise, one of the best recruiting classes in UK women's basketball history.



**1980** — Terry Hall arrived at UK in 1980 and was named the Kentucky Women's Intercollegiate Conference Coach of the Year in her first season at UK.

**1983** — With the talented trio of Hedges, Still and Wise, Kentucky was ranked fourth twice during the '82-83 season and broke the national record for attendance at a women's collegiate game when 10,622 fans saw the Cats defeat Old Dominion, 80-66, in Memorial Coliseum on Feb. 5, 1983.



**1977** — Lady Kat starting center Pam Browning became an All-American and compiled 1,598 points in her collegiate career. She ranks as the sixth-leading scorer at UK to this day.

**1976**

**1977**

**1979**

**1980**

**1982**


**1983**

**1979** — The Lady Kats upset second-ranked Tennessee, 66-64, before 4,500 fans in Memorial Coliseum. The attendance got a big boost when the much-anticipated game between the school's men's teams later that evening was canceled because of snow.



**1982** — The Cats captured the SEC<sup>o</sup> Tournament title for the first time in school history with an 80-74 victory over Tennessee. Following the game, the huge home crowd stormed the court in a celebration that lasted nearly 30 minutes.

**1982** — Lea Wise hit 15-of-16 outside shots against Illinois in an NCAA playoff game, helping the Cats win, 88-80. Wise, a Lexington product, also led the team in autograph and photo requests because of her flashy and productive court play and her resemblance to actress Farrah Fawcett.





**1983** — Valerie Still became the all-time leading scorer (among men and women) in Kentucky basketball history with 2,763 points in 119 games, a record that still stands.

**1983**

**1986**

**1986** — Kentucky served as the host to the NCAA women's Final Four in Rupp Arena.

**1987** — Sharon Fanning is named the fourth head coach of the Lady Kats.



**1987**

**1987** — The three-point goal is introduced to the women's game, proving to be an integral part of Kentucky basketball history for years to come.


**1990**

**1990** — Under third-year coach Sharon Fanning, UK compiled a 23-8 record, edged into the top 25, and won three tournament titles, including an 85-76 come-from-behind victory over Toledo in the NWIT Championship.



**1991** — UK scores one of the biggest upsets in the program's history with a 67-66 victory over intrastate rival and eventual NCAA runner-up Western Kentucky in Bowling Green.

**1991**



**1991** — Kristi Cushenberry became a member of UK's 1,000-point club in 1991 and currently ranks 14th on the all-time scoring list.

**1991** — One year after winning the NWIT, UK made its first NCAA appearance since 1985-86.



**1993** — UK re-enters the AP Poll at No. 24 after claiming the Lady Kat Invitational title.

**1995** — Bernadette Locke-Mattox is chosen as the fifth head coach of the Cats.



**1995** — Stacey Reed graduates after four successful seasons at UK, leading the Cats in scoring both her junior and senior seasons, and assists and steals during all four years at Kentucky. Reed also broke UK's all-time career steals record with 309.



**1999** — The Cats shucked the Nebraska Cornhuskers, 98-92, in the first round of the 1999 NCAA Tournament West Region in Los Angeles, Calif. UK scored a record-breaking 64 second-half points.

**1996** — Kim Denkins was an All-SEC selection as a sophomore and now ranks No. 21 on the all-time scoring list.

**1998** — Mattox is chosen to be an assistant coach for the USA Basketball World Championship team.

**1991**

**1993**

**1995**


**1996**

**1998**

**1999**



**1991** — Togetherness proved to be a successful formula as UK posted a 20-9 record and made its first appearance in the NCAA Tournament since 1985-86.



**1999** — Erica Jackson led the Cats in both assists and steals in her two seasons as a Wildcat.



**1998** — Jaye Barnes led the Cats in scoring in 1998.

**1999** — The Cats turned heads by charting more than 20 wins for the first time in nine years and defeating three ranked opponents. After reaching the semifinals of the SEC Tournament, the Cats beat Nebraska in the first round of the NCAA Tournament before falling to UCLA in the second round.





**2000** — Shantia Owens becomes the first player from UK to be taken in the WNBA draft, selected 53rd by the Phoenix Mercury.

**2000** — Tiffany Wait broke a school record for most games played with 122, also surpassing Jodie Whitaker on the Cats' all-time scoring list with 1,445 points. She currently ranks 12th.



**2003** — Valerie Still's jersey is retired at halftime of the UK-Alabama game at Memorial Coliseum, marking the first time in school history that a woman's jersey was retired.

**2003** — Within months of her hire, Mickie DeMoss and her staff hit the recruiting trail and signed one of the most highly touted recruiting classes in school history. Many dubbed the 6th-ranked class as the "Fab Five".



**2000**

**2001**

**2003**

**2004**

**2001** — The Wildcats took a summer tour of France and Switzerland and returned home with an unblemished 5-0 record.

**2004** — Kentucky celebrates 30 years of varsity women's basketball.



**2003** — After 18 seasons as an assistant coach at Tennessee, Mickie DeMoss is named the sixth head coach of the UK women's basketball team.

**2004** — Senior and Kentucky native Selia "SeSe" Helm ended her UK career etched in the record book in three different categories: scoring (5th), rebounding (8th) and field goals (3rd).



**2004** — Enthusiasm generated by the hiring of the wildly popular Mickie DeMoss, combined with a brilliant and well-funded marketing plan, resulted in a staggering fan craze. Kentucky fans bought tickets at an unprecedented rate. UK ranked No. 1 nationally in increased attendance (3,488 more than the 2002-03 average), ranked No. 2 (behind perennial power Tennessee) in Southeastern Conference attendance, and was 16th nationally (5,182) in attendance average.



**2005** — Freshman center Sarah Elliott scored a team-high 15 points to lead UK to a 71-63 win over 18th-ranked Georgia in Rupp Arena. It was UK Hoops' first win over a ranked opponent in five seasons and the first under second-year coach Mickie DeMoss. Elliott was named SEC Freshman of the Week after that performance, the first freshman to receive the honor in Wildcat history.

**2005** — UK Coach Mickie DeMoss makes her first return to Thompson-Boling Arena in Knoxville, Tenn., where she first made a name for herself as a coach. DeMoss is presented with a glass vase by UT Coach Pat Summitt before a standing ovation.



**2005** — UK completed the longest postseason run in school history by advancing to the 2005 WNIT final four. Sara Potts, who averaged 27.8 points per game during the four-game run was named to the All-Tournament team.

# 2004


**2004** — UK set new season attendance records in 2003-04, averaging 5,182 fans per game.



**2005** — Sara Potts concluded her illustrious career as the only player in UK women's basketball history to hit 200 or more 3-pointers in a career. She currently ranks eighth on the all-time scoring list (1,563 points).

# 2005

**2005** — For the second consecutive season, the Wildcats broke the school's attendance record. A total of 90,663 fans passed through the turnstiles during the 2004-05 season, smashing the school's previous single-season attendance total of 72,553 set during the 2003-04 campaign.



**2005** — Valerie Still was inducted into the charter class in the newly created UK Athletics Hall of Fame. She was the only female of the 88 inductees.



**2006** — The Wildcats were ranked 21st in The Associated Press and 23rd in the USA Today/ESPN Coaches Poll for one week. UK's No. 21 ranking marked the highest ranking in the AP poll since receiving a No. 19 position on Feb. 10, 1985.



**2006** — Kentucky became just the fourth unranked team in the history of NCAA women's basketball to knock off a No. 1 team when the Cats defeated top-ranked Tennessee, 66-63, on Jan. 26, 2006—Junior Jenny Pfeiffer led the Cats in scoring with 16 points, including 7-of-7 free-throws. Pfeiffer nailed the game-winning free-throws with 14.8 seconds remaining and junior Nastassia Alcius added two charity shots in the waning seconds of the game to ice the victory. It was Kentucky's first win over the Lady Vols in 20 years.



## 2006



**2006** — A then school-record attendance of 13,689 fans witnessed Kentucky upset No. 1 Tennessee in Rupp Arena.



**2006** — Sophomore Samantha Mahoney was Kentucky's leading scorer in 2005-06, averaging 11.9 ppg. She currently ranks fifth on UK's all-time scoring list with 1,601 career points.

**2006** — DeMoss piloted a team that went from winning a combined 20 games in the two years prior to her arrival in 2003, to a record-breaking regular season that included the most wins (22) since 1989-90, the most conference wins in school history (nine), the highest conference finish (fourth) in 23 years, an appearance in the SEC Tournament semifinals for the first time in seven years, and UK's first bid in the NCAA Tournament in seven years with its highest seed (fifth) since 1983.



**2006** — DeMoss was named the SEC Coach of the Year by the SEC coaches and The Associated Press, UK's first in school history.





**2007** — During halftime of the UK vs. Ole Miss game on Jan. 17, a special ceremony took place as 571 fallen soldiers from Kentucky were honored. Since its completion in 1950, Memorial Coliseum has borne the names of thousands of Kentucky's war dead. But the lists of names — framed and hung on the walls of the ramps along two sides of the coliseum — had not been updated since the end of the Vietnam War. Their names were added to those of their predecessors during the ceremony. A season-high 7,565 fans and family members of the fallen soldiers witnessed the special event in Memorial Coliseum.



**2007** — Coach Matthew Mitchell earned his first win as the head coach at Kentucky when the Wildcats defeated USC-Upstate in the season opener, 74-59, on Nov. 10, 2007.

**2007** — After four seasons at the helm, Mickie DeMoss resigned April 11 as head coach. She compiled an overall record of 71-56 at Kentucky, including a 20-14 mark during the 2006-07 season.



**2007** — Matthew Mitchell was named the seventh head coach in UK Hoops history on April 23, 2007. He was welcomed by UK President Dr. Lee T. Todd, Jr. and Athletics Director Mitch Barnhart.

**2008** — Kentucky charted eight wins during regular season Southeastern Conference play, marking the second-most league wins in school history. In his first season as head coach of the Wildcats, Matthew Mitchell's eight SEC wins were the most conference wins by a first-year head coach in UK Hoops history.

**2007**

**2008**



**2007** — Jennifer Humphrey pulled down 964 career rebounds, becoming just the second Wildcat in UK history to chart over 900 rebounds in a career. Former All-American Valerie Still (1,525 rebounds) is the other Wildcat to accomplish the feat.

**2008** — A school-record five Wildcats earned postseason SEC honors. Samantha Mahoney and Sarah Elliott were named to the second team, Victoria Dunlap and Amber Smith were selected to the All-Freshman Team and Chelsea Chowning was named the SEC Scholar Athlete of the Year. Elliott and Mahoney also were named honorable mention All-SEC by The Associated Press.

**2008** — Chelsea Chowning became the first women's basketball player in school history to earn Academic All-America honors when she was named to the 2008 ESPN The Magazine Academic All-America Third Team as selected by the College Sports Information Directors of America (CoSIDA).



**2008** — The Wildcats participated in a school-record fourth consecutive postseason tournament with a quarterfinals finish in the WNIT. UK received a first-round bye and defeated Middle Tennessee and James Madison in Memorial Coliseum before narrowly falling to eventual champion Marquette in the quarterfinals in Lexington.



**2008** — Samantha Mahoney scored a career-high 30 points in the post-season WNIT vs. James Madison and become UK's third all-time leading scorer. She ended her illustrious career with 1,601 points.



**2008** — Senior center Sarah Elliott became UK's all-time leading blocker. She holds the school record for blocks in a game (6), season (56), and career (195).

**2009** — Kentucky defeated No. 13/19 Tennessee, 66-56, on Feb. 19, 2009. It marked the Cats' first win over the Lady Vols in Memorial Coliseum in 23 years (Jan. 24, 1986).



**2009** — Senior Carly Ormerod ended her illustrious career ranked on several career lists including, 3-pointers made (8th - 101), 3-pointers attempted (7th - 315), 3-pt field goal percentage (10th - .321) and assists per game (9th - 2.92).

**2009** — Sophomore Victoria Dunlap totaled a team-high 290 rebounds which ranks seventh on UK's single-season rebounding list.

**2009** — Senior center Eleia Roddy recorded 12 double-doubles during her senior season. With seven consecutive double-doubles, she became just the fourth player in school history and first since Jocelyn Mills in 1991 to record double-doubles in four or more straight games. She and former UK All-American Valerie Still are the only players in school history to have recorded five or more consecutive double-doubles.

**2009**

**2008** — Seniors Chanté Bowman, Sarah Elliott, and Samantha Mahoney will forever leave a mark on the program as they helped UK appear in four straight postseason tournaments and ink several "firsts" in UK Hoops history in their four-year career.



**2009** — UK was the only school in the SEC to boast two or more graduates on its roster (Carly Ormerod and Eleia Roddy) during the 2008-09 season. Ormerod graduated an entire year early while Roddy graduated a semester ahead of schedule.

**2009** — Matthew Mitchell became the first Kentucky head coach since Terry Hall in the 80-81 & 81-82 seasons to advance to postseason in the first two years at the helm.



**2009** — UK opened “Year Three” of the Matthew Mitchell era with the first game of the women’s collegiate basketball season against first-time opponent Boston in Memorial Coliseum. The Cats went on to win 92-58, the first of a school-record tying 11 straight wins to start the 2009-10 season.



**2010** — Hardly on anyone’s radar in the preseason, UK quickly caught the rapt attention of Wildcat fans and foes alike on its way to rolling up a school-record 28 wins, including 11 in conference play, reaching the finals of the SEC Tournament and advancing to the NCAA Regional finals.



**2010** — UK, which received a No. 4 seed, advanced to the NCAA Elite Eight for just the second time in program history after upsetting top-seeded and ninth-ranked Nebraska in the Sweet 16.

**2009** — UK defeated intrastate rival Louisville, 101-67, in front of the eighth-largest crowd in Memorial Coliseum. The Cats set the school record for free throws made (36) and attempted (52) in a game.

**2010** — Kentucky made its school-record sixth consecutive postseason appearance with their seventh overall bid to the NCAA Tournament.

**2010** — UK finished with a national ranking of ninth in the USA Today/ESPN Coaches Poll and 19th in the AP poll.

**2009**

**2010**

**2010** — The Cats went undefeated at home (17-0) for just the second time in school history. The 17 wins in Memorial Coliseum were a school record.



**2010** — Junior Victoria Dunlap was named UK’s first SEC Player of the Year by the AP and league coaches. She also became just the second player in UK history to earn State Farm/WBCA (formerly Kodak) All-America honors, joining three-time All-American Valerie Still.

**2010** — Freshman guard A’dia Mathies was named UK’s first SEC Freshman of the Year by the league coaches. She also earned Full-Court Press Second Team Freshman All-America honors and was Second Team All-SEC as well as being a unanimous choice for the All-SEC Freshman Team.

**2010** — UK ranked among the top 20 in four different team categories in the NCAA statistical rankings, including third nationally in turnover margin (+7.33).



**2010** — UK became just the second school in SEC history to sweep all three of the major SEC awards as Victoria Dunlap was SEC Player of the Year, A’dia Mathies was SEC Freshman of the Year and Matthew Mitchell was named SEC Coach of the Year. Tennessee did it prior to its 1998 national title.



2011 — The Wildcats charted their second straight 20-win season, marking the first time UK accomplished that feat since the 2005-06 and 2006-07 seasons.

2011 — UK finished second in the SEC regular season and was runner-up in the SEC Tournament for the second straight season.

2011 — The Wildcats made their school-record seventh consecutive postseason appearance with a second-round finish in the NCAA Tournament. It marked UK's first back-to-back NCAA appearances since the 1982-83 seasons.



2011 — Victoria Dunlap was the highest pick in the WNBA Draft in school history when she was selected in the first round as the 11th overall pick by the Washington Mystics in 2011.

**2011**



2011 — The Cats finished No. 17 in the final AP poll and No. 16 in final USA Today/ESPN coaches' poll. It marked the highest final AP ranking since the Wildcats finished 11th in 1983.

2011 — Victoria Dunlap ended her career ranked in the top 10 of 14 career lists, including No. 1 in all-time games played and started (133) and No. 2 all-time in scoring (1,846), rebounding (1,099), blocks (178), steals (307), free-throws made (445) and free-throws attempted (714).



2011 — For the first time in three years, the Wildcats returned to Rupp Arena on Dec 8, 2011. The Wildcats looked comfortable in their second home as they upset No. 6/5 Duke, 72-65, in front of a school-record 14,508 fans. Freshmen Bria Goss and Azia Bishop teamed up to combine for 31 points, 14 rebounds, four blocks and four steals on 15-24 shooting from the field. After defeating No. 10/11 Louisville just days before, the Duke win gave the Wildcats their first back-to-back wins over top 10 teams in school history.



**2012** — A’dia Mathies turned in one of the most impressive individual performances in UK Hoops history, netting a career-best 34 points to go along with nine rebounds, two assists, two blocks and two steals in Kentucky’s 61-60 win over No. 6/7 Tennessee in Memorial Coliseum. Mathies hit the game winner with 4.2 seconds remaining to snap the Lady Vols’ 36-game SEC winning streak.



**2012** — UK earned several postseason SEC honors as Matthew Mitchell was named SEC Coach of the Year by The Associated Press, A’dia Mathies was named SEC Player of the Year (Coaches and AP), Bria Goss was SEC Freshman of the Year (Coaches and AP) and Keyla Snowden was Co-6th Woman of the Year (Coaches). UK is the only SEC school to ever win three consecutive AP SEC Players of the Year honors. Victoria Dunlap was the AP SEC Player of the Year in 2010 and 2011, while Mathies was the 2012 AP SEC Player of the Year.

**2012** — UK’s defense, dubbed “40 minutes of dread,” forced a school-record and NCAA-high 939 turnovers. The Cats forced Arkansas-Pine Bluff into a school-record 49 miscues.

**2012** — UK tied the school record for wins at 28. The record was set in 2009-10. UK also won a school-record 13 SEC games.



**2012** — Kentucky completed one of the most successful seasons in school history with a 28-7 overall record, including an 18-0 mark at home, and an appearance in the Elite Eight for the second time in three years. The Wildcats defeated McNeese State, Green Bay and Gonzaga before falling to No. 3 Connecticut in the NCAA Regional Finals. Samarie Walker was named to the All-Regional Tournament team after averaging 13.3 points and 10.8 rebounds in four NCAA Tournament games.

## 2012



**2012** — A’dia Mathies became the 28th member of UK’s 1,000-point club and was named UK’s third straight SEC Player of the Year.

**2012** — Kentucky defeated Mississippi State on Feb. 26, 76-40, giving the Wildcats their school-record 13th conference win and the outright SEC regular season championship, their first since 1982. UK charted an SEC-high 20 steals in the game, while forcing 33 turnovers. Ten players scored at least two points, led by A’dia Mathies and Bernisha Pinkett with 13 points apiece.



**2012** — The Cats finished No. 12 in the final AP poll & No. 8 in final USA Today/ESPN coaches’ poll. It marked the highest final AP ranking since finishing 11th in 1983 and the highest final ranking in the coaches’ poll in school history.



**2012** — The attendance of 18,488 vs. DePaul in Rupp Arena on Dec. 7, 2012 set a new school record.

**2013** — Three players were honored by the SEC, including Mathies, who was named the 2013 SEC Co-Player of the Year along with Tennessee's Meighan Simmons. Stallworth joined Mathies on the All-SEC First Team, while junior forward/center Samarie Walker was named to the All-SEC Second Team and All-Defensive Team. Mathies was also named AP SEC Player of the Year, becoming the first player to win back-to-back SEC Player of the Year honors from the league coaches since Seimone Augustus of LSU earned it in 2005 and 2006.



**2013** — A' dia Mathies and Brittany Henderson became the winningest class in school history with a 111-30 (.787) overall record, including a 64-3 (95.5) mark at home, and the first to go to four straight NCAA Tournaments.

**2013** — Mathies set UK's all-time steals record with 320. The previous record was 309 by Stacey Reed from 1991-95.

**2013**

**2013** — Coach Matthew Mitchell became UK's all-time winningest coach on March 3 with a 78-65 win over No. 8 Tennessee.



**2013** — UK set school records for consecutive wins (17), consecutive home wins (34), 3-point field goals made (240), 3-point field goals attempted (731), blocks (181) and steals (429) in a single season.



**2013** — The Wildcats won a school-record 30 games, charted 25-plus wins for a school-record fourth straight season, advanced to the NCAA Tournament for a school-record fourth straight season, including second consecutive Elite Eight appearance and third in the last four seasons.



**2013** — Senior A’dia Mathies concluded her outstanding career ranked in the top 10 of 13 career lists, including second in scoring. She became just the fifth player in UK history, men or women, to reach 2,000 career points, joining Wildcat greats Dan Issel (2,138, 1967-70), Kenny “Sky” Walker (2,080, 1982-86), Jack “Goose” Givens (2,038, 1974-78) and UK Hoops’ all-time leading scorer Valerie Still (2,763, 1979-83).



**2013** — Mathies was chosen as the 10th overall pick in the WNBA draft by the Los Angeles Sparks, becoming the highest draft pick in school history and UK’s second first-round pick in the last three seasons.

**2013** — A school-record 23,706 fans attended UK’s game vs. No. 2 Duke on Dec. 22, 2013, besting the previous high of 18,422 set vs. DePaul on Dec. 7, 2012. The attendance marked the largest crowd ever to see a college women’s hoops game in the Commonwealth and the fifth-largest crowd in NCAA history. It marked the first sellout in Rupp Arena for a women’s basketball and UK’s second sellout of the season. UK’s game vs. Louisville on Dec. 1 in Memorial Coliseum also was a sellout.



# 2013

**2014** — Junior point guard Jennifer O’Neill came off the bench vs. Baylor to net a school-record 43 points on 14-of-31 shooting, netting 33 in the second half and overtime periods. The Co-SEC 6th Woman of the Year led the team in scoring for the season with 12.6 ppg.



**2014** — Playing in a double-header with the UK men’s team in the Dallas Cowboys’ AT&T Stadium in Arlington, Texas, the Wildcats defeated Baylor in a four overtime thriller, 133-130. The 263 combined points set a new NCAA record, besting the previous high for a Division I women’s game of 252 points in SMU’s 127-125 win over TCU, also in four overtimes, on Jan. 25, 1997. The Wildcats also won consecutive games against top-10 teams for the first time in school history and set school records for points (133), free-throws made (49) and free-throws attempted (66).



**2013** — UK ended the regular season at No. 7 in both The Associated Press poll and the 31-member Board of Coaches poll. It marked the highest rankings in the final polls in school history.

**2013** — Kentucky won a school-record tying 13 games in South-eastern Conference play and advanced to the SEC Tournament championship game for the third time in the last four years.



**2014** — Junior point guard Jennifer O'Neill scored six of her game-high 24 points in the closing minutes of the game to give No. 18 Kentucky a 75-71 win over No. 8 Tennessee on Feb. 16, marking the Wildcats' first win in Knoxville since 1985 and first-ever win in Thompson-Boling Arena.



**2014** — The Wildcats finished 26-9, becoming one of just 10 programs to chart 25 or more wins in five straight seasons.

**2014** — With a school-record and NCAA Tournament record 67 rebounds vs. Wright State in the opening round and 38 rebounds vs. Syracuse, UK broke the school record for rebounds in a single season of 1,513, surpassing the 1977-78 team who grabbed 1,426.



**2014** — Senior forward DeNesha Stallworth was selected as the 25th overall pick in the 2014 WNBA draft by the Connecticut Sun. She was the fourth Wildcat to be drafted in the WNBA, including third in the last four years.

**2014**

**2014** — Kentucky advanced to its fourth Sweet 16 in the last five years with wins over Wright State and Syracuse in the opening rounds.

**2014** — Junior guard Bria Goss set a single-season record for free-throw shooting percentage, netting an SEC-high .901 percent (127-of-141).



**2014** — UK averaged a school-record 6,727 fans per game, a mark that ranked ninth nationally. UK also drew 121,089 fans for its 18 home games, the highest total attendance in school history.

**2014** — Kentucky charted its fourth-straight victory over intrastate rival Louisville on Dec. 7, including second straight over the Cards in the KFC Yum! Center, 77-68.





**2014** — It was another epic battle between Kentucky and Baylor as the Wildcats clawed back from a 14-point, second-half deficit to defeat the Lady Bears in Rupp Arena in front of the school's second-highest crowd in school history (22,075) on Nov. 17.



**2014** — Senior Jennifer O'Neill became the 30th member of UK's 1,000-point club on Nov. 17 vs. Baylor. She ended her career at No. 12 (1,449).



**2014** — After falling to Illinois in the opening game, UK battled back from nine-point first-half deficits vs. Oklahoma and South Florida to win the 2014 Paradise Jam Reef Division in St. Thomas, Virgin Islands. Sophomore guard Makayla Epps was named Most Valuable Player of the round-robin event, while senior guard Jennifer O'Neill was named to the All-Tournament Team.

**2014** — Kentucky's 367-game streak with a 3-pointer came to an end vs. Illinois (0-of-6) on Nov. 27, 2014.

**2014** — Kentucky charted its fourth-straight victory over intrastate rival Louisville on Dec. 7, including second straight over the Cards in the KFC Yum! Center, 77-68.

**2015** — UK ranked seventh nationally in average attendance with 6,379 fans per game, its second straight season in the top 10 and the highest since leading the nation in 1982-83.

**2014**

**2015**

**2014** — Kentucky's 367-game streak with a 3-pointer came to an end vs. Illinois (0-of-6) on Nov. 27, 2014.

**2015** — Senior guard Bria Goss was named to the Allstate Women's Basketball Coaches Association Good Works Team, one of 10 student-athletes; five from the NCAA® Division I and five from NCAA Divisions II, III and the NAIA. She was the second Wildcat to be named to the team as Kastine Evans was honored in 2014.



**2015** — Makayla Epps' 42 points vs. Mississippi State in the regular season ranked as the 10th-highest scoring game in the NCAA in 2014-15.



**2015** — UK's four seniors (Azia Bishop, Bria Goss, Jennifer O'Neill and Jelleah Sidney) became the winningest class in school history with 108 wins.

**2015** — UK won 20-plus games for a school-record sixth straight season.



**2015** — Standing at just 5-foot-8, Linnae Harper was the shortest player to lead UK in rebounding in school history. She also was the only player in the nation to stand at 5-8 or under and average more than 7.0 rpg. She became the first guard to grab a team-high rebounding mark since Stacey Reed in 1994-95 and all seven of her career double-doubles came this season, including four in SEC play.



**2015** — Four Wildcats earned SEC postseason awards as senior guard Jennifer O'Neill was SEC Sixth Woman of the Year for the second straight season, and was named to the All-SEC Second Team. Sophomore point guard Makayla Epps was an All-SEC First Team selection, while fellow sophomore Linnae Harper was named to the All-SEC Defensive Team. Freshman forward/center Alexis Jennings was named to the SEC All-Freshman Team.



**2015** — UK snapped a three-game losing skid to USC and defeated No. 2 South Carolina on Senior Day, 67-56. The Cats held USC to a season-low 32.3 percent shooting, marking UK's first win over the nation's No. 2 team. Senior Jennifer O'Neill led the team with 15 points and eight rebounds.

**2015**



**2015** — Kentucky was selected to host the First and Second Rounds of the NCAA Tournament in Memorial Coliseum for the second straight season. The Cats defeated Tennessee State before falling to Dayton in the second round.

**2015** — The Cats finished No. 11 in the final AP poll and No. 16 in the final USA Today Sports coaches' poll. The rankings continued UK's school record streak of being ranked. UK was one of three programs (the others are Maryland and Notre Dame) to have both its men's and women's basketball teams ranked in top 15 of the AP poll.



**2015** — Kentucky started its 2015-16 season with 11 straight wins, including defeating several ranked teams during that stretch in No. 15/15 Arizona State, No. 13/11 Duke and Louisville, who was receiving votes at the time UK played them. UK's 11-0 start was the first time the Wildcats have started a season 11-0 since 2013-14. UK has only had two other seasons in which it started out with 11 consecutive victories (2009-10, 2013-14). All three are under Mitchell.



# 2015

**Nov. 18, 2015**— Makayla Epps scored 21 points with 11 rebounds and 12 assists against Morehead State on Nov. 18, 2015 to record the second triple-double in program history. The first triple-double was Feb. 14, 1986 when Leslie Nichols scored 18 points with 13 rebounds and 11 steals. Epps' triple-double is the first of the points-rebounds-assists variety.



**2016** — Makayla Epps became the 31st player in school history to reach 1,000 career points on Thursday, Feb. 4 when Kentucky played at South Carolina.

# 2016

**2016** — UK not only hosted the first and second rounds of the NCAA Tournament inside Memorial Coliseum in 2016, but Rupp Arena hosted an NCAA Regional in 2016 and the Wildcats were selected to play in the Lexington Regional. UK fell to Washington in the Sweet 16, however, Rupp Arena will also host an NCAA Regional in 2017 and 2018.



UK ranked 8th in the nation in average attendance with 6,454 — 2016 fans per game. It was the second-best mark in program history.

**2015** — Matthew Mitchell won his 200th game at UK on Nov. 29 vs. Jackson State when the Wildcats def. JSU 92-24 in Memorial Coliseum.

**2016** — Jancee Thompson scored 16 points against Oklahoma in the second round of the NCAA Tournament to become the 32nd player in program history to reach 1,000 career points.






**2016** — Senior forward Evelyn Akhator started the 2016-17 season off in style with four straight double-doubles becoming only the sixth player in program history to record four straight double-doubles in a single season. Akhator ended her career with 31 double-doubles to rank tied for third most in program history overall. She also ended her career second all-time in rebounding average (10.1) and eighth all-time in scoring average (13.7).



**2016** — Behind 30 points from Makayla Epps and an impressive team field-goal percentage of .492 the Wildcats took down No. 12 Oklahoma inside Memorial Coliseum as part of the SEC/Big 12 Challenge.



**2017** — Kentucky was tabbed a No. 4 seed in the 2017 NCAA Tournament, marking its school-record eighth straight appearance in the event. UK was also selected to host the first and second rounds inside Memorial Coliseum for the fourth straight season.



## 2017

Makayla Epps ended her UK career with 1,790 points, which ranked fifth most in program history.



**2017** — #ONE to Remember: Behind seniors Makayla Epps and Evelyn Akhator, UK defeated No. 3 Mississippi State on Senior Night inside Memorial Coliseum. The seniors scored 28 of the team's final 30 points, including an offensive putback by Epps with seconds left in overtime. The win was Kentucky's eighth straight win on Senior Night and the second time in the last three seasons that UK has defeated a top-three team on Senior Night.



# FOLLOWING THE CATS

## CATS ON THE INTERNET

Want the latest and most up-to-date news on the Kentucky women's basketball team? No problem. You can see and hear all the sights and sounds of the team from a variety of ways! Make sure to download the new Kentucky women's basketball app for complete details on the program, including staff and players. @KentuckyWBB has a huge social media presence on Facebook, Twitter and Instagram.



**@KentuckyWBB**



**@KentuckyWBB**



**/KentuckyWBB**



## THE MATTHEW MITCHELL TV SHOW

The Matthew Mitchell Show, featuring highlights of recent games, player profiles, basketball tips of the week, the famous Coach's Kitchen and much more is hosted by Coach Mitchell along with TV and radio personality Christi Thomas. The show can be seen on Lexington's WKYT Channel 27 (Cable 2), Fox Sports South and on [ukathletics.com](http://ukathletics.com). Check local listings for dates and times.





# MEDIA POLICIES AND PROCEDURES

## **CREDENTIAL REQUESTS**

Current season credentials previously issued for football and/or men's basketball, will be accepted for use in covering home Kentucky women's basketball games. If you do not have season credentials for football or men's basketball but wish to cover UK Hoops throughout the season, e-mail your season credential requests to:

**Evan Crane**  
Assistant Director of Media Relations  
e-mail: [wesley.crane@uky.edu](mailto:wesley.crane@uky.edu)

## **SEC CREDENTIAL POLICY**

By accepting or using a media credential ("Credential") for access to any game or athletic contest sponsored or hosted by the Southeastern Conference (the "SEC") or by any one or more of its member institutions (herein an "Event" or the "Events") each person and entity issued such a Credential (herein referred to, along with the employer of each such person, collectively as a "Bearer") agrees to the following terms and conditions:

## **GENERAL**

Each Bearer must be and hereby represents that he or she is acting on a specific assignment for an accredited media agency and has a legitimate working function in connection with the Event attended. The Credential is not transferable and may be revoked at any time.

The rights and privileges granted to Bearer may be terminated if any term or condition for use of the Credential is breached. The unauthorized use of the Credential subjects the Bearer to ejection from the Event.

While within the Event venue, Bearer shall, at all times, adhere to the policies in place for the Event, abide by and respect access limitations, and accept and follow directions provided by the SEC or the SEC member institution(s) hosting the Event.

Bearer assumes all risks incidental to the performance by the Bearer of Bearer's services in connection with the Event and assumes all risks incidental to each Event, whether occurring before, during or after the actual playing of the Event, and agrees that the SEC, its member institutions, and their respective agents, employees, directors, officers, student-athletes, coaches, and contractors shall not be liable for bodily injury, property damage or theft losses suffered or incurred by Bearer at the Event.

Bearer understands that sports contests are physical, and that in the normal course of

play it is possible for balls, players, or other objects to leave the court, track, course, or field of play and impact spectators. Bearer hereby waives and releases any and all Claims (as defined below) against the SEC and its member institutions arising directly or indirectly from any such injury, including those attributable to their negligence or that of their agents.

In the event that the name or likeness of Bearer is included in any broadcast, telecast, photograph, film, video or other media taken in connection with any Event, Bearer grants the SEC (or, if the media is controlled by a SEC member, grants such SEC member) the nonexclusive, transferable, perpetual right and license to use (and to sub-license the use of) such name and likeness in any media worldwide whether now known or thereafter devised.

Bearer agrees to indemnify and save harmless the SEC, its member institutions, and their respective agents, employees, directors, officers, student-athletes, coaches, and contractors, of and from any and all claims, liabilities, demands and causes of action asserted by persons and entities other than the SEC and its member institutions (jointly "Claims") arising out of any act or omission, or anything done or purported to have been done, by Bearer, including but not limited to Claims arising from Bearer's breach of any term or condition hereof. With respect to any Claim that might give rise to liability of the Bearer as an indemnitor, the indemnified party shall: (a) have the right to fully participate in the litigation of such claim with counsel selected by the indemnified party at the sole expense of the Bearer, and (b) not be obligated, without its consent, to participate in any settlement of such Claim.

## **SEC REAL-TIME INTERNET POLICY**

By acceptance and use of an SEC media credential, the holder agrees to the following conditions for any and all athletic events hosted by the SEC and its member institutions:

1. The SEC and its member institutions grant a media organization a limited license to use certain gathered information on the media organization's own Internet or online site beginning at the start of an athletic event and up to the conclusion of such event, all subject to the following limitations and conditions:
  - (a) No more than 10 still photographs may be used for news coverage of the game

and other editorial purposes during the event.

- (b) Video tape may only be shown as part of a single, non-archived, online "simulcast" of a television station's regularly-scheduled news program.
- (c) While a game is in progress, the use of textual statistical information is time-delayed and limited in amount (e.g., updates pertaining to score, injuries and national, conference or institutional record-breaking performances, a condensed halftime story) so that an organization's Internet or online game coverage does not undercut the authorized and rights-paying fee organization's rights to play-by-play accounts of the game and/or exclusivity as to such rights.

2. Any proposed media use on an Internet or online sight of the game information that is more detailed and/or more than described above will require separate written authorization by the SEC and/or its member institutions. However, such written authorization will not permit the use of game information in entertainment contexts and will not authorize game coverage that, due to immediacy or detail, constitutes or approaches a play-by-play account of a game.

3. Should any of these conditions be breached, the SEC and/or its member institutions will issue a written warning for the first violation. If this violation occurs during the last game of the institutions' regularly-scheduled season, the media organization may not be credentialed for the SEC Tournament. A second violation of this policy will result in revocation of credentials to cover future basketball games hosted by the SEC and/or its member institutions.

## **MEDIA SERVICES**

**Interview Policies-General** — All interviews with Kentucky women's basketball players or staff members must be arranged through the Media Relations office. Media should never contact a player or coach directly. In accordance with NCAA time management legislation, player interview requests must be submitted by Sunday at noon for the following week. Team locker rooms, and other team quarters are private team areas. Media



# MEDIA POLICIES AND PROCEDURES

members are not permitted in these areas unless accompanied by appropriate University personnel.

**Practice** — Practice will be in the afternoons during the fall semester on the women's court of the Joe Craft Center. Media planning to attend practice should call in advance due to changing practice schedules during the season. Player and coaches interviews can be conducted prior to or following each practice. Game day practices are closed to the media.

**News Conference** — Coach Mitchell and selected players meet with members of the media in the Memorial Coliseum media room at schedule times to be announced.

**Telephone Player Interviews** — Request telephone interviews by Sunday at noon through the Media Relations office. Telephone requests will be returned when players' schedules allow.

**Postgame Interviews** — Selected players and both head coaches will be available to the media following a 10-minute cooling off period at the end of the game in the Memorial Coliseum media room.

Approximately 10 minutes after the game ends, Coach Mitchell conducts his postgame press conference while a player is taken to the UK Sports Radio Network. Following the visiting team's press conference and Coach Mitchell's press conference, selected UK players are brought to the media interview room.

SIDs from each school should be asked to coordinate any other interview requests.

Quotes will be available for all working media in the UK Media Relations Office and on the official UK website, UKAthletics.com.

**UKathletics.com** — The official Web site for University of Kentucky Athletics is updated 24 hours before each game with the latest game notes and quotes from Coach Mitchell and selected players.

Following each game, the site will post a game box score with summary, postgame quotes and notes from all home games and updated season statistics.

**Radio/TV Rights** — Broadcasting rights to UK women's basketball games are assigned exclusively to the UK Sports Network. Contact Darren Headrick, network coordinator, for questions. Two phone lines and an ISDN line are provided for visiting radio on press row.

**Video Highlights/Feeds** — UK Video Services can provide highlight footage of most UK games. Contact Greg Gorham at (859) 257-9863 to request assistance. Video highlight feeds for non-televised games will be announced prior the games.

## GAME DAY MEDIA SERVICES

**Media Parking** — A limited number of parking spaces are available in the back of Memorial Coliseum off Rose Street and College Blvd. Requests for parking should be made when submitting press and/or photo credential requests.

**Media Entrance/Will Call** — The media entrance is located in the back of Memorial Coliseum (behind Papa John's and Qdoba Mexican Grill). The entrance is marked MEDIA ROOM. Credentials are not available at the public Will Call window on Euclid Avenue and will not be mailed.

**Media Room** — The media room is located in Memorial Coliseum and can be accessed through the hallway on the press row side of the Coliseum. Working facilities, with electrical outlets and a limited number of telephones, are available.

**Media Services** — The University of Kentucky uses a computerized statistics system. Working media will receive:

- Game program and notes
- Halftime statistics
- Final statistics
- Complete play-by-play
- Shot charts
- Coach and player quotes

**Wireless Access** — Wireless Internet availability has changed across campus at all UK Athletics sporting events. A unique username and password is required to log onto our athletics media wifi. In order to acquire a username and password we must have your correct and personal email address and cell phone number when you request credentials.

**Season Credential Holders:** You should have received an email prior to the season with your username and password for the new ATHMEDIA Network. This username and password will work for the duration of the season.

**Single-Game Credential Holders:** You should receive a username and password by Friday of game weeks that allows multiple days of access to the ATHMEDIA network. If you have not received an email from UKY IT

Administration by Friday morning of game week with log in information, please email Wesley.Crane@uky.edu.

How to log in with your username and password: When you arrive at Kroger Field, connect to the ATHMEDIA network. If your Internet browser does not open automatically, open your preferred Internet browser, go to [www.uky.edu](http://www.uky.edu) and type in your unique username and password to connect. This username and password can connect up to three devices. For more information, see a member of UK's Athletics Communication and PR office.

**Stats on Your Laptop** — The University of Kentucky has partnered with StatBroadcast to provide stats technologies, namely its StatMonitr wireless stat monitors and online media stats, at Kentucky women's basketball home games this season.

To access live game stats on your personal laptop, go to: [kentucky.statbroadcast.com](http://kentucky.statbroadcast.com). Passwords, if applicable, will be distributed on game day.

**Press Row Telephone** — Working media not able to attend games at Memorial Coliseum may get score updates by dialing (859) 323-5900 or by logging on to the official website: UKAthletics.com

**Photographers** — The photo zones are located in each end zone of the playing floor. Some photo spots have been assigned. Because of safety concerns, no shooting is allowed on either sideline. See Chet White/Britney Howard at the site for technical assistance.



**UK Athletics**  
**338 Lexington Avenue**  
**Lexington, KY 40506**

**[www.ukathletics.com](http://www.ukathletics.com)**