

2018 TEXAS A&M FOOTBALL

GAME 6 | KENTUCKY

SATURDAY, OCT. 6, 2018

GAME TIME: 6:00 PM CT | SITE: KYLE FIELD | TV: ESPN



SCHEDULE

AUG 30	NORTHWESTERN STATE W, 59-7 7:30 p.m. SEC Network Kyle Field, College Station, Texas
SEP 8	CLEMSON L, 26-28 6:00 p.m. ESPN Kyle Field, College Station, Texas
SEP 15	ULM W, 48-10 6:30 p.m. SEC Network Kyle Field, College Station, Texas
SEP 22	at ALABAMA L, 23-45 2:30 p.m. CBS Tuscaloosa, Ala.
SEP 29	vs. ARKANSAS W, 24-17 11:00 a.m. ESPN Arlington, Texas
OCT 6	KENTUCKY 6:00 p.m. ESPN Kyle Field, College Station, Texas
OCT 13	at SOUTH CAROLINA 2:30 p.m. SEC Network Columbia, S.C.
OCT 27	at MISSISSIPPI STATE TBD TBD Starkville, Miss.
NOV 3	at AUBURN TBD TBD Auburn, Ala.
NOV 10	OLE MISS TBD TBD Kyle Field, College Station, Texas
NOV 17	UAB TBD TBD Kyle Field, College Station, Texas
NOV 24	LSU TBD TBD Kyle Field, College Station, Texas



KENTUCKY WILDCATS

LOCATION: Lexington, Ky.

ENROLLMENT: 30,000

TEAM RECORD: 5-0

CONFERENCE RECORD: 3-0 (SEC)

RANKING: AP: No. 13 / Coaches: No. 15

HEAD COACH: Mark Stoops (6th season)



TEXAS A&M AGGIES

LOCATION: College Station, Texas

ENROLLMENT: 68,603 (Fall 2017)

TEAM RECORD: 3-2

CONFERENCE RECORD: 1-1 (SEC)

RANKING: AP: RV / Coaches: RV

HEAD COACH: Jimbo Fisher (1st season)

STATISTICAL LEADERS



RUSHING
Trayveon Williams
RB | Houston, Texas

96 carries
582 yards (6.1 avg.)
6 touchdowns



RECEIVING
Camron Buckley
WR | Cedar Hill, Texas

18 catches
278 yards (15.4 avg.)
0 touchdowns



PASSING
Kellen Mond
QB | San Antonio, Texas

89-of-148 attempts (60.1%)
1,221 yards (244.2 / G)
7 touchdowns



TACKLES
Otar Alaka
LB | Houston, Texas

29 total tackles
13 solo tackles
4.5 tackles for loss

WHAT TO WATCH FOR #UKvsTAMU:

Texas A&M and Kentucky face off on the gridiron on Saturday for the first time in 65 years and for the first time as members of the Southeastern Conference.

- The last time the two teams met was the early 1950s when both road teams won in a home-and-home arrangement. The Wildcats, then coached by future Texas A&M head coach Paul "Bear" Bryant, beat the Aggies, 10-7, in College Station in 1952, while Raymond George's Aggies returned the favor, 7-6, in Lexington in 1953.
- Kentucky is one of two conference schools that Texas A&M hasn't faced on the gridiron since joining the elite league in 2012 (Georgia).
- This is the first SEC home game for head coach Jimbo Fisher as the Aggies take on the Wildcats.
- UK head coach Mark Stoops served as Fisher's defensive coordinator on his first three Florida State teams in 2010-12.
- It will be the fifth straight night game at Kyle Field dating back to 2017 with kickoff set for 6 p.m. on ESPN. Seven of the Aggies' last eight home games have been at night.
- Texas A&M is seeking to snap a six-game losing streak to Associated Press Top 25 teams. The Aggies' most recent AP Top 25 victory was a 45-38 overtime win over No. 9 Tennessee on Oct. 8, 2016.
- Texas A&M carries a 32-game streak of scoring at least 14 points into Saturday's game, which is the longest such streak in the SEC and ranks third among Power 5 schools (Oklahoma, 45 & West Virginia, 36).

2018 SCHEDULE BREAKDOWN

	<p>NORTHWESTERN STATE Thursday, Aug. 30 7:30 p.m. Kyle Field, College Station, Texas W, 59-7 TV: SEC Network</p>	<p>Offense gained 700+ yards for the 8th time in school history ... Set a school record with 40 first downs ... T. Williams rushed for 240 yards, the second most in a game in program history ... Aggies logged 500 rushing yards and 200 passing yards for 2nd time in history.</p>
	<p>CLEMSON (#2-AP / #2-HC) Saturday, Sept. 8 6 p.m. Kyle Field, College Station, Texas L, 26-28 TV: ESPN</p>	<p>Aggies threatened with the upset, scoring with 46 seconds left in the 4th to pull within two points ... K. Rogers recorded career highs in receptions (7) and receiving yards (120), while hauling in his first two career TDs ... 6th largest crowd in Kyle Field history (104,794).</p>
	<p>ULM Saturday, Sept. 15 6:30 p.m. Kyle Field, College Station, Texas W, 48-10 TV: SEC Network</p>	<p>T. Williams rushed for 128 yards and a TD, his second 100-yard game and seventh of his career ... T. Dodson recorded the longest scoring play of the season with a 78-yard return of a blocked FG ... The Aggies racked up four sacks.</p>
	<p>at Alabama (#1-AP / #1-HC) Saturday, Sept. 22 2:30 p.m. Bryant-Denny Stadium, Tuscaloosa, Ala. L, 23-45 TV: CBS</p>	<p>B. Mann set the NCAA record for average yards per punt at 60.8 ... J. Sternberger caught his fourth TD of the season ... S. Small drilled three field goals, including a 52-yarder ... Aggie defense tallied seven tackles for loss.</p>
	<p>vs. Arkansas Saturday, Sept. 29 11:00 a.m. AT&T Stadium, Arlington, Texas W, 24-17 TV: ESPN</p>	<p>Texas A&M recorded its seventh straight win over Arkansas ... J. Corbin opened the game with a 100-yard kickoff return for a TD ... T. Williams posted his third 100-yard game of the season ... Aggie defense logged a season-best five QB sacks.</p>
	<p>KENTUCKY (#13-AP / #15-HC) Saturday, Oct. 6 6 p.m. Kyle Field, College Station, Texas TV: ESPN</p>	<p>Series record: Tied 1-1 ... A&M and Kentucky facing off for the first time in 65 years ... UK is one of two SEC teams that A&M hasn't faced since joining the conference in 2012 ... UK HC Mark Stoops was Jimbo Fisher's DC at Florida State for three years (2010-12).</p>
	<p>at South Carolina Saturday, Oct. 13 2:30 p.m. Williams-Brice Stadium, Columbia, S.C. TV: SEC Network</p>	<p>Series record: Texas A&M leads 4-0</p>
	<p>at Mississippi State Saturday, Oct. 27 TBA Davis-Wade Stadium, Starkville, Miss. TV: TBA</p>	<p>Series record: Mississippi State leads 6-5</p>
	<p>at Auburn Saturday, Nov. 3 TBA Jordan-Hare Stadium, Auburn, Ala. TV: TBA</p>	<p>Series record: Texas A&M leads 5-3</p>
	<p>OLE MISS Saturday, Nov. 10 TBA Kyle Field, College Station, Texas TV: TBA</p>	<p>Series record: Texas A&M leads 7-3</p>
	<p>UAB Saturday, Nov. 17 TBA Kyle Field, College Station, Texas TV: TBA</p>	<p>Series record: Texas A&M leads 1-0</p>
	<p>LSU Saturday, Nov. 24 TBA Kyle Field, College Station, Texas TV: TBA</p>	<p>Series record: LSU leads 33-20-3</p>



SETTING THE SCENE:

TEXAS A&M vs. KENTUCKY

KICKOFF: 6:00 p.m. CT

SITE: Kyle Field, College Station, Texas
(capacity: 102,733)

RANKINGS:
Kentucky: No. 13 (AP) | No. 15 (Coaches)
Texas A&M: RV (AP) | RV (Coaches)

TELEVISION:
ESPN (National)
Sean McDonough, play-by-play
Todd Blackledge, analyst
Holly Rowe, sideline

RADIO:

Texas A&M Radio Network (Regional)
The Texas A&M Radio Network provides coverage via nearly 60 stations across the state of Texas. For a complete list of affiliates, please go to 12thMan.com.

Andrew Monaco, play-by-play
Dave Elmendorf, analyst
Will Johnson, sideline

Texas A&M Spanish Network (Regional)
Texas A&M's Spanish broadcast can be heard on radio stations in Dallas, San Antonio, Houston, El Paso, Brownsville and McAllen, Texas. Locally, the TAMU Spanish Network can be heard on 1550 AM.

Pedro Vela Almaguer, play-by-play
Noel Orellana, analyst

SIRIUS XM:
The Texas A&M Radio Network call of the game can be heard on SiriusXM at Sirius 105 / XM 190 / Internet 961.

SERIES VS. KENTUCKY:
Series tied 1-1
9/19/1953 Lexington W, 7-6
10/4/1952 College Station L, 7-10

QUICK HITS

- Texas A&M's defense ranks fourth nationally in third-down conversions, holding opposing teams to just 24.6%.
- The Aggie defense is holding opposing offenses to 85.0 rushing yards per game, which is the best in the SEC and sixth in FBS.
- Texas A&M has dominated possession in the first five games averaging 35:52 per game. The tally ranks first in the SEC and is tops among Power 5 schools.
- The Maroon & White average 511.8 yards of offense per game, which ranks 13th nationally.
- Texas A&M has accumulated 143 first downs, the most in the SEC and fourth in FBS.

CONTROLLING THE BALL ...

Through five games, including two vs. AP top 5 teams, Texas A&M is the SEC's leader in total plays, first downs and time of possession.

- Additionally, Texas A&M is one of three SEC teams averaging more than 500 yards per game, but the Aggies are the only team in the South-eastern Conference to average more than 230 rushing and passing yards per game.
- The Aggies are one of three SEC teams averaging over 500 total yards per game, but have run nearly 40 more offensive plays than the next closest team.
- Texas A&M leads the SEC with 143 first downs, which is 19 more than No. 2 Alabama.
- Speaking to the balance of the Aggies' offense, Texas A&M is the lone SEC school with 60+ first down via rush and pass. (Nationally, only Texas A&M and Wake Forest have 60+ rushing and passing first downs).
- The Aggies are far-and-away the SEC leader in time of possession with an average of 35:52 per game, which is more than three minutes more than No. 2 Kentucky (32:10.80). Overall, they have held possession for nearly 19 more minutes than No. 2 Kentucky.

LIMITING OPPONENT CHANCES ...

Through five games, including two vs. AP top 5 teams, the Texas A&M defense has faced an average of just 55.6 plays per game, which is easily the lowest in the SEC.

- Among teams that have played five games, only Army (252) and Charlotte (275) have faced fewer opponent plays than the Aggies (278).
- Additionally, Texas A&M has limited opponents to just a 24.6 percent success rate in third down situations and has allowed only 14 third down conversions in five games (2.8 per game).
- Texas A&M has allowed 77 first downs through five games (15.4 per game), which is tied for fewest in the SEC (with Georgia).

- The 55.6 plays faced per game in 2018 is an enormous turnaround from last season when the Aggies faced an average of 72.5 plays per contest. Through five games in 2017, the Aggies were facing an average of 79.0 plays per game.
- "On Pace Guy" notes a 55.6 average for a 13-game season in 2018 would mean the Aggies would face 219 fewer plays than in 2017 (or basically the equivalent of three 73-play games).

DUAL THREAT MOND

Texas A&M QB Kellen Mond, Oklahoma's Kyler Murray, Penn State's Trace McSorley and Syracuse's Eric Dungey are the only Power 5 quarterbacks with 7+ passing TDs and 4+ rushing TDs to their credit in 2018.

- Mond was the Aggies' top ground-gainer in matchups vs. No. 1 Alabama (18 for 98) and No. 2 Clemson (10 for 33). Mond actually gained 130 rushing yards (-32 on QBs) vs. the Crimson Tide and 55 (-22) vs. Clemson.
- Mond has passed or rushed for at least two TDs in four games in 2018 (three vs. NSU, Clemson and ULM).
- Against Clemson and Alabama, the Aggies, as a team, posted 19 "explosive" plays of 20 or more yards in length. Mond either rushed or passed for all 19 explosives (5 rush / 14 pass).

P5 QBs with at least 4 rush & 7 pass TDs

Player, Team	Conference	Pass	Rush	TD-R
Kyler Murray, Oklahoma	Big 12	17	4	21
Trace McSorley, Penn St.	Big 10	10	6	16
Eric Dungey, Syracuse	ACC	9	6	15
KELLEN MOND, TEXAS A&M	SEC	7	4	11

Mond vs. No. 1 and No. 2

Opponent	Pass	Rush	Total O	TD-R
No. 2 Clemson (Sept. 8)	430	33	463	3
at No. 1 Alabama (Sept. 22)	196	98	294	2

MANN, OH MANN!

Junior P Braden Mann leads all of the FBS in gross punting by over a yard with an average punt of 53.6 yards.

- At No. 1 Alabama, Mann broke the NCAA record with the highest gross punt average in a single game at 60.8 on five boots, which broke the old record of 60.4 that was originally set by BYU's Lee Johnson vs. Wyoming in 1983 and matched by Quinn Sharp of Oklahoma State vs. Nebraska in 2010.
- A model of consistency, Mann's record-setting punts at Alabama were 56, 65, 62, 61 and 60 yards in length.
- Mann leads the SEC with a 53.6 average on 18 punts through five games, and leads the No. 2 punter, LSU's Zach Von Rosenberg, by nearly six yards.



2018 STANDINGS

EAST	SEC	ALL
Georgia.....	3-0	5-0
Kentucky.....	3-0	5-0
Florida	2-1	4-1
South Carolina.....	1-2	2-2
Missouri	0-1	3-1
Vanderbilt.....	0-1	3-2
Tennessee	0-2	2-3

WEST	SEC	ALL
Alabama	2-0	5-0
LSU	2-0	5-0
Auburn	1-1	4-1
TEXAS A&M.....	1-1	3-2
Arkansas.....	0-2	1-4
Ole Miss.....	0-2	3-2
Mississippi State...0-2		3-2

Saturday, Oct. 6

- Alabama at Arkansas (ESPN).....11 a.m.
- Missouri at South Carolina (SECN).....11 a.m.
- LSU at Florida (CBS) 2:30 p.m.
- ULM at Ole Miss (SECN)..... 3 p.m.
- Kentucky at Texas A&M (ESPN)..... 6 p.m.
- Vanderbilt at Georgia (SECN)..... 6:30 p.m.
- Auburn at Mississippi State (ESPN2) 6:30 p.m.

All times are Central



HONORING AN AGGIE

On Saturday, the Aggies will honor Taylor Whitley '02, a member of the 1998 Big 12 Championship Team, who passed away tragically on August 1. Whitley was a three-year starter on the offensive line and was drafted by the Miami Dolphins in the third round of the 2003 NFL Draft. He went on to play in 18 games in the NFL, starting 11.

He is survived by his wife, Shannon, and two daughters, Laine, age 7, and Logan, age 4.

- As a team, Texas A&M leads the FBS in gross punt average and net punting with a 45.0 average. No team in FBS since BYU in 1983 has averaged 45.0 or more net yards per punt for a full season.
- Mann is on pace to break the NCAA season record of 50.3 (min. 36 punts) set by LSU's Chad Kessler in 1997. (Also the SEC record)
- Nine of Mann's 18 punts in 2018 are 60 or more yards in length, including a career-long 73-yarder vs. Clemson.
- Mann is on pace for 21 60+-yard punts in a 12-game season. The NCAA record for 60+-yard punts in a season is 13 by Ryan Plackemeier of Wake Forest in 2005.
- Sixteen of his 18 boots in 2018 are over 40 yards.
- Sometimes long punts can lead to long punt returns, but only five of Mann's boots have been returned.
- Mann patiently waited his turn behind Shane Tripucka the last two seasons. Prior to 2018, Mann contributed 88 touchbacks as the Aggies' kickoff specialist, averaged 47.0 on two punts vs. New Mexico State in 2016 and missed a FG against UCLA in 2017 when pressed into placekicking duties due to injury.
- Texas A&M is #PunterU and counts long-time NFL stand-outs Shane Lechler (9-time NFL All-Pro), Drew Kaser (current Los Angeles Charger), Yale Lary (NFL Hall of Fame) and Steve O'Neal (NFL record 98-yard punt in 1969) among its alumni.

Texas A&M Season Punt Average

Rk.	Player	No.-Yards	Avg.	Year
1	Braden Mann	18-964	53.6	2018
2	Drew Kaser	60-2,848	47.5	2015
3	Drew Kaser	44-2,085	47.4	2013
4	Shane Lechler	56-2,631	47.0	1997
5	Shane Lechler	60-2,787	46.5	1999

GROUND AND POUND

With his third 100-yard game of the season last week against Arkansas, junior RB Trayveon Williams ranks second in the SEC with 582 rushing yards (No. 8 in FBS) and is tied for second with six rushing TDs.

- Through five games, Williams is averaging 116.4 yards a game and 6.1 yards per carry.
- Williams became the 17th player in school history to surpass the 3,000-yard mark in career all-purpose yardage.
- The Houston native recorded his third 100-yard game of the season last week and his eighth game with 100 yards or more in his career.
- Williams ran roughshod through an over-matched Northwestern State defense in the season-opener to the tune of 240 yards with three touchdowns on 20 carries. The 240 rushing yards rank No. 2 in school history behind Bob Smith's 297 vs. SMU in 1950.
- The 240-yard outburst is the No. 5 single-game effort in FBS this season. Williams is the only FBS player with 200-yard rushing games in 2016, 2017 & 2018.
- Always a breakaway threat, Williams has 11 runs of 40+ yards in his 29-game career, including four over 70 yards.

SEC Rushing Leaders

Rk.	Player, School	Att.	Yards	Avg.	TD	Yards/G
1.	Benny Snell Jr., Kentucky	115	639	5.6	8	132.8
2.	Trayveon Williams, Texas A&M	96	582	6.1	6	116.4
3.	Scottie Phillips, Ole Miss	78	563	7.2	6	112.6
4.	Nick Brossette, LSU	103	481	4.7	6	96.2
5.	Nick Fitzgerald, Mississippi State	70	318	4.5	5	79.5

INSTANT IMPACT

Hailing from the tiny junior college Northeastern Oklahoma A&M CC, junior TE Jace Sternberger has immediately become an integral part of the Aggie offense.

- Sternberger has hauled in four TD catches, which is tops in the SEC and FBS among tight ends and is within striking distance of the Aggies' TE school record of five.
- Has posted at least one 20+ yard catch in every game.
- He earned John Mackey TE of the Week honors after making five catches for 56 yards with two TDs against NSU (8/30).

Tight End Touchdowns Leaders (SEC)

Player, School	Rec.	Yards	Avg.	TD
Jace Sternberger, Texas A&M	17	256	15.1	4
Jared Pinkney, Vanderbilt	18	311	17.3	2
Albert Okwuegbunam, Missouri	23	181	7.9	2
Irv Smith Jr., Alabama	14	209	14.9	2
Moral Stephens, Florida	4	65	16.3	2
Hale Hentges	3	33	11.0	2

Single Season TE Touchdowns Leaders (Texas A&M)

Rk.	Player	TDs	Year
1.	Rod Bernstine	5	1986
	Jamie McCoy	5	2008
3.	Rich Siler	4	1982
	James McKeehan	4	1993
	Derrick Spiller	4	1997
	Greg Porter	4	2002
	Martellus Bennett	4	2007
	Jace Sternberger	4	2018

A WINNER

Head coach Jimbo Fisher, one of four active head coaches to win the national championship, ranks as the fifth-winningest active head coach in FBS.

Winningest FBS Head Coaches (By Pct.)

(Minimum 5 seasons)

RK	Head Coach	Seasons	Record	Pct.
1.	Urban Meyer, Ohio St.	17th	179-31-0	.852
2.	Chris Petersen, Washington	13th	133-30-0	.816
3.	Nick Saban, Alabama	23rd	223-62-1	.782
4.	Dabo Swinney, Clemson	11th	106-30-0	.779
5.	JIMBO FISHER, TEXAS A&M	9th	86-25-0	.775

THROWBACK UNIFORMS

- On Saturday, the Aggies will don the "98 Aggies" Primeknight A1 throwback uniform to celebrate the 20th anniversary of an outstanding 11-3 season and the team's double-OT victory over Kansas State in the Big 12 Championship game.
- Inspired by the team's story of perseverance, Texas A&M's throwback uniform pays homage to the storied final games of the season.
- Going into the 1998 Big 12 Championship game, A&M was coming off a bitter loss to the Longhorns and the newly No. 10 ranked Aggies were set to face the No. 1 Kansas State. Down 27-12 in the third quarter, A&M bounced back to secure two huge touchdowns in the fourth quarter, tying the game 27-27. After two consecutive overtimes, the underdog Aggies pulled ahead to secure a 36-33 win and a bid to the '99 Sugar Bowl.
- More than 60 members of the 1998 Aggies will be in Aggieland this weekend for the 20-year anniversary and reunion of the 1998 Big 12 Championship team.
- Texas A&M was granted permission by the Southeastern Conference to use a throwback conference pennant logo on the jersey and helmet. Similarly, Texas A&M was granted permission by the College Football Playoff to use/wear the old Bowl Championship Series logo.
- With retro detailing the "98 Aggies" uniform pays homage to the vintage mesh jerseys worn in the 90's.
- The throwback alternate uniforms are based on the iconic Texas A&M uniform style utilized from the mid-1980s until the early 2000s.
- The jersey features a larger "TEXAS A&M" across the chest.
- One of the most notable features of the uniform is the use of the "southwestern print" collar on the jersey worn by the Aggies from 1996 until the early 2000s.
- The helmet features the return of the white facemask, as well as the metallic maroon paint that was used until 2012.
- The helmet will also feature a memorial decal honoring a member of the 1998 team, Taylor Whitley, who passed away suddenly in August of this year.

MILESTONES TO WATCH

- RB Trayveon Williams is within range of multiple Texas A&M legends on the Aggies' all-time career rushing list. With 2,437 career yards, the junior needs six yards to pass

Leeland McElroy (2,442, 1993-95), 35 yards to pass Roger Vick (2,471, 1983-86) and 151 to surpass Johnny Hector (2,587, 1979-82).

- Just 30 games into his career, when Williams passes McElroy the only remaining three-year player ahead of him will be Greg Hill, who gained 3,262 from 1991-93 before turning pro.
- Just 16 games into his career, QB Kellen Mond needs 404 passing yards to become the 17th player in school history to reach 3,000 career passing yards.
- With his next receiving TD, first-year TE Jace Sternberger will match the Texas A&M record for touchdowns by a tight end (5 by Rod Bernstine, 1986 and Jamie McCoy, 2008).

BIG MAROON GOONS

Calling themselves the Maroon Goons since 2012, the Aggies' starting offensive line for the season-opener against NSU collectively tipped the scales at **1,565 pounds, or 313.0 pounds per goon. They are the heaviest starting five in school history, just ahead of 2014's group that weighed 312.0 per player.**

- Behind the biggest offensive front in school history, the Aggies rushed for 503 yards in the season-opener while gaining 758 total yards.
- It marked the second time in school history that the Aggies rushed for 500+ yards and passed for 200+ yards in the same game.

Here's the Beef

(Starters by Weight)

Goon	Pos.	Wt.
Jared Hocker, So-1L	RG	318
Dan Moore Jr., So-1L	LT	317
Erik McCoy, Jr-2L	C	315
Keaton Sutherland, Sr-3L	LG	315
Carson Green, So-1L	RT	300

BEEFY D-LINE

For the first time in school history, the Aggies start three 300-pounders on the defensive front and the Aggies average **295.0 pounds per defensive lineman.**

More Beef

(Starters by Weight)

D-LINE	Pos.	Wt.
Daylon Mack, Sr-3L	DT	320
Kingsley Keke, Sr-3L	DE	305
Justin Madubuike, So-1L	DT	300
Landis Durham, Sr-3L	DE	255

TEXAS A&M QUICK FACTS

LOCATION: College Station, Texas 77842
 FOUNDED: 1876 (First classes)
 ENROLLMENT: 68,603 (fall 2017)
 PRESIDENT: Michael K. Young (BYU '73)
 CHANCELLOR: John Sharp (Texas A&M '72)
 FACULTY REPRESENTATIVE:
 Dr. Paul Batista (Trinity '73)
 DIRECTOR OF ATHLETICS: Scott Woodward (LSU '85)
 ATHLETIC DEPT PHONE: (979) 845-5129
 CONFERENCE: Southeastern
 AFFILIATION: NCAA Division I
 NICKNAME: Aggies
 MASCOT: Reveille (American Collie)
 COLORS: Maroon (Pantone 505) and White

FOOTBALL QUICK FACTS

HEAD COACH:

JIMBO FISHER (Salem University '90)

Years at Texas A&M: 1st (3-2)

Years as head coach: 9th (86-25)

ASSISTANT COACHES:

DARRELL DICKEY

Offensive Coordinator/Quarterbacks (Kansas State '83)

MIKE ELKO

Defensive Coordinator/Safeties (Penn '99)

TIM BREWSTER

Tight Ends (Illinois '84)

DAMEYUNE CRAIG

Wide Receivers (Auburn '02)

JAY GRAHAM

Running Backs (Tennessee '04)

MAURICE LINGUIST

Cornerbacks (Baylor '06)

BRADLEY DALE PEVETO

Linebackers (SMU '87)

TERRY PRICE

Defensive Ends (Texas A&M '90)

ELIJAH ROBINSON

Defensive Line (Penn State '08)

JIM TURNER

Offensive Line (Boston College '88)

JERRY SCHMIDT

Director of Athletic Performance (Nebraska '86)

KYLE FIELD QUICK FACTS

STADIUM: Kyle Field

CAPACITY: 102,733

LARGEST CROWD: 110,633 (vs. Ole Miss, Oct. 11, 2014)

PLAYING SURFACE: Natural grass

FIRST YEAR OF FOOTBALL: 1905

STADIUM BUILT: 1927 and 1929 (Renovations complete for 2015 season)

TEAM INFORMATION

BASIC OFFENSE: Pro

BASIC DEFENSE: Multiple

2017 OVERALL RECORD: 7-6

2017 SEC RECORD (FINISH): 4-4 (T-4th in SEC West)

2017 BOWL: Belk Bowl (Lost 55-52 to Wake Forest)

2017 RANKING: Not Ranked

OFFENSE / DEFENSE / SPECIAL TEAMS

TEAM

- Texas A&M is the first Power 5 team to play the AP No. 1 and No. 2 teams in the first four games of the season in nearly 30 years (Michigan State in 1989).
- Texas A&M has a 32-game streak of scoring at least 14 points, which is the longest in the SEC (3rd among P5 schools).
- In 70 total games since joining the SEC in 2012, the Aggies have scored double digit points 67 times.

OFFENSE

- Texas A&M is the lone SEC school with 60+ first downs via rush and pass. (Nationally, only Texas A&M and Wake Forest have 60+ rushing and passing first downs).
- Texas A&M is the only team in the SEC averaging more than 230 yards rushing and passing.
- The Aggies are one of three SEC teams averaging more than 500 yards per game.
- The Aggies lead the SEC in time of possession with an average of 35:52 per game and has won the TOP battle in every game in 2018.
- RB Trayveon Williams ranks No. 13 nationally (No. 2 in the SEC) with an average of 116.4 rushing yards per game. His 6.1 yards/carry average leads the SEC among players with more than 80 carries.
- Always a breakaway threat, Williams has 11 runs of 40+ yards in his 29-game career, including four over 70 yards.
- Williams is the only FBS player with 200-yard rushing games in 2016, 2017 & 2018.
- Off the bench, freshman RB Jashaun Corbin and senior RB Kwame Etwi have provided a spark with a combined 229 yards on 36 carries (6.4 per carry).
- QB Kellen Mond has improved his completion percentage from 51.5% as freshman to 60.1% as a sophomore. Similarly, his passer rating has jumped from 108.8 in 2017 to 139.6 in 2018.
- Cullen Gillaspia, the Aggies' 12th Man since 2016, was shifted to FB by Coach Fisher's staff. No 12th Man has ever scored a TD.
- Nebraska transfer fullback Ben Miles, former LSU coach Les Miles' son, has received a transfer waiver and saw his first action vs. ULM.

- JC transfer TE Jace Sternberger has had an immediate impact on the team with 17 catches for 256 yards. His four receiving TDs lead all SEC tight ends and are tied for No. 4 among all players in the conference.
- The Aggies' top four tight ends in 2018 were not on the team in 2017.
- The Aggies' top six WRs, statistically, are all sophomores, with five of them hailing from the 2017 signing class.
- The Aggies' starting offensive line five combines to weigh 1,565 pounds or 313.0 pounds per Maroon Goon. They are the biggest starting five in school history.
- A sign of the depth that the Aggies have at OL is the fact that three former starters have been relegated to reserves: Connor Lanfear, Ryan McCollum, Colton Prater.

DEFENSE

- Texas A&M has faced an average of just 55.6 plays per game, which is easily the lowest in the SEC.
- The Aggie D has limited opponents to just a 24.6 percent success rate on third down and has allowed only 14 conversions in five games (2.8 per game).
- Texas A&M has allowed 77 first downs through five games (15.4 per game), which is tied for fewest in the SEC.
- SAF Donovan Wilson, who suffered a season-ending injury in the 2017 season opener, has 20 tackles this season and grabbed the game-clinching pickoff against Arkansas. The interception was his first of the season and seventh of his career.
- Kingsley Keke was a starter at DT the past two seasons, but the 300-pounder has started at DE in the Aggies' first 5 games.
- Making a huge impact as a senior is DT Daylon Mack, who has been consistently disruptive in the middle of the Aggies' defense. He also blocked a FG vs. ULM (9/15). Against ARK (9/29), Mack had a sack, two tackles for loss and a QB hurry.
- Junior LB Tyrel Dodson, who led the team in tackles in 2017 with 105, is tied for second on the team with 22 tackles. At 242 pounds, he's one of the biggest linebackers in school history.
- Sophomore DT Justin Madubuike's sister, Julia, is a member of the Texas A&M track and field team and earned a gold medal with Team USA's 4x400-meter relay at the World U20 Championships in Tampere, Finland in July.

- A disruptive force in the middle, Madubuike has contributed 2.0 QB sacks, 3.5 TFLs, a batted down pass, a QB hurry and a forced fumble.
- DE Landis Durham tied for the SEC lead with 10.5 QB sacks in 2017. Durham, who came to Texas A&M as a LB, was a lightly used reserve for his first two seasons at Texas A&M before flourishing into one of the SEC's top pass rushers last season.
- Durham is tied for the team lead with 2.5 QB sacks in 2018.
- LB Otaro Alaka, the team's career leader with 226 tackles, was third on the team with 78 stops in 2017 and is the team leader with 29 tackles this season. Entering his third year as a starter, Alaka was the Defensive MVP in the Liberty Bowl win over West Virginia as a freshman in 2014.
- A valuable reserve defender the past two seasons, senior Deshawn Capers-Smith has been an impact contributor in 2018 with 22 tackles and 3.5 tackles for loss.
- LB Buddy Johnson was his high school team's leading rusher and receiver and also passed for nearly 300 yards as a senior at Dallas Kimball HS.
- LB Riley Garner, a local product from College Station, Texas, is Texas A&M's nominee for the Wuerffel Trophy and the Campbell Trophy (Academic Heisman).

SPECIAL TEAMS

- Junior P Braden Mann set the NCAA record for single game punt average with 60.8 on 5 attempts vs. Alabama. (old record of 60.4 by two players)
- True freshman PK Seth Small, playing in place of the injured Daniel LaCamera, has made 6-of-8 field goal attempts and 11-of-11 PAT tries in three games.
- Mann leads the nation with a 53.6 punt average and has nine punts of 60 yard or more (NCAA record for 60-yard punts in a season is 13).
- The Aggies lead the nation with a 45.0 net punt average.
- Roshaud Paul, who led nearby Bremond HS to three straight state titles while compiling a 47-0 record as a QB, won the Aggies' kickoff and punt return job.
- JaShaun Corbin had a 100-yard kickoff return to open the game vs. Arkansas (9/29).
- Deep snapper Austin Frey is entering his third year as a starter. A lifelong Aggie fan, Frey played 6-man football for a home school team near Houston.



JIMBO FISHER

Head Coach

Years at TAMU: 1st (hired Dec. 4, 2017)

Coaching Record: 3-2 at Texas A&M / 86-25 overall (9th season)

Birthdate: Oct. 9, 1965

Hometown: Clarksburg, W.V.

Children: Trey and Ethan

High School: Liberty High School, Clarksburg, W.V.

College: Salem College, 1990

- Since the start of The Associated Press poll era in 1935, Jimbo Fisher was just the sixth coach to win a national title, then leave for another school. He was the first to do it since Johnny Majors left Pittsburgh for his alma mater, Tennessee, in 1977. (Source: Gridiron Now)
- Fisher was hired at Texas A&M on Dec. 4, 2017 after eight successful seasons at Florida State, which included the 2013 BCS National Championship.
- In his eight seasons in Tallahassee, Fisher established himself as one of the elite coaches in college football. He led the Seminoles to an 83-23 record, winning three Atlantic Coast Conference championships, four Atlantic Division titles and five bowl games.
- Fisher is one of four active coaches to have won a National Championship.
- Twelve of Fisher's FSU players earned consensus All-America honors, with quarterback Jameis Winston winning the Heisman Trophy in 2013.
- Fisher saw 83 of his student-athletes graduate, and NFL teams drafted 51 of his players, including 21 first- or second-round selections.
- The Seminoles set a modern-day NFL draft record with 29 players selected over a three-year period (2013-15), and Fisher had a first-round NFL draft choice every year he was head coach.
- The 2013 Rawlings College Football Coach of the Year, Fisher has twice been a finalist for the Eddie Robinson Coach of the Year Award (2013, 2014) and was a finalist for the Paul "Bear" Bryant Coach of the Year Award in 2014.
- Fisher has been active in the community through his foundation, Kidz1stFund. The non-profit was founded in 2011 to raise awareness and funds to find a cure for Fanconi anemia, a rare blood disorder that affects thousands, including Fisher's youngest son, Ethan.
- Fisher played quarterback at Salem College for Terry Bowden for three seasons and followed Bowden to Samford for his final season. Fisher became NCAA Division III's national player of the year in 1987 and recently earned induction into Samford's Hall of Fame.



THE FISHER RECORD



2010

FLORIDA STATE

(10-4 • 6-2 ACC/1st in Atlantic)

SEPTEMBER

4	W	59-6	Samford
11	L	17-47	at #10 Oklahoma
18	W	34-10	BYU
25	W	31-0	* Wake Forest

OCTOBER

2	W	34-10	* at Virginia
9	W	45-17	* at #13 Miami (Fla.)
16	W	24-19	* Boston College
28	L	24-28	* at North Carolina State

NOVEMBER

6	L	35-37	* North Carolina
13	W	16-13	* Clemson
20	W	30-16	* at Maryland
27	W	31-7	* Florida

DECEMBER

4	L	33-44	vs. #12 Virginia Tech
<i>ACC Championship Game – Charlotte, N.C.</i>			
31	W	26-17	vs. #19 South Carolina
<i>Chick-fil-A Bowl – Atlanta, Ga.</i>			

2011

FLORIDA STATE

(9-4 • 5-3 ACC/2nd in Atlantic)

SEPTEMBER

3	W	34-0	Louisiana-Monroe
10	W	62-10	Charleston Southern
17	L	13-23	#1 Oklahoma
24	L	30-35	* at #21 Clemson

OCTOBER

8	L	30-35	* at Wake Forest
15	W	41-16	* at Duke
22	W	41-16	* Maryland
29	W	34-0	* North Carolina State

NOVEMBER

3	W	38-7	* at Boston College
12	W	23-19	* at Miami (Fla.)
19	L	13-14	* Virginia
26	W	21-7	at Florida

DECEMBER

29	W	18-14	vs. Notre Dame
<i>Champs Sports Bowl – Orlando, Fla.</i>			

2012

FLORIDA STATE

(12-2 • 7-1 ACC/1st in Atlantic • ACC Champions)

SEPTEMBER

1	W	69-3	Murray State
8	W	55-0	Savannah State
15	W	52-0	* Wake Forest
22	W	49-37	* #10 Clemson
29	W	30-17	at South Florida

OCTOBER

6	L	16-17	* at North Carolina State
13	W	51-7	* Boston College
20	W	33-20	* at Miami (Fla.)
27	W	48-7	* Duke

NOVEMBER

8	W	28-22	* at Virginia Tech
17	W	41-14	* at Maryland
24	L	26-37	at #6 Florida

DECEMBER

1	W	21-15	vs. Georgia Tech
<i>ACC Championship Game – Charlotte, N.C.</i>			

JANUARY

1	W	30-10	vs. #16 Northern Illinois
<i>Orange Bowl – Miami, Fla.</i>			

2013

FLORIDA STATE

(14-0 • 8-0 ACC/1st in West • ACC Champions • National Champions)

SEPTEMBER

2	W	41-13	* at Pitt
14	W	62-7	Nevada
21	W	54-6	Bethune-Cookman
28	W	48-34	* at Boston College

OCTOBER

5	W	63-0	* #25 Maryland
19	W	51-14	* at #3 Clemson
26	W	49-17	* North Carolina State

NOVEMBER

2	W	41-14	* #7 Miami
9	W	59-3	* at Wake Forest
16	W	59-3	* Syracuse
23	W	80-14	Idaho
30	W	37-7	at Florida

DECEMBER

7	W	45-7	vs. #20 Duke
<i>ACC Championship Game – Charlotte, N.C.</i>			

JANUARY

6	W	34-31	vs. #2 Auburn
<i>BCS National Championship Game – Pasadena, Calif.</i>			

2014

FLORIDA STATE

(13-1 • 8-0 ACC/1st in Atlantic • ACC Champions)

AUGUST

30	W	37-31	vs. Oklahoma State
<i>AT&T Stadium, Arlington, Texas</i>			

SEPTEMBER

6	W	37-12	The Citadel
20	W	23-17	* #22 Clemson ^(OT)
27	W	56-41	* North Carolina State

OCTOBER

4	W	43-3	* Wake Forest
11	W	38-20	* Syracuse
18	W	31-27	#5 Notre Dame
30	W	42-31	* Louisville

NOVEMBER

8	W	34-20	* Virginia
15	W	30-26	* Miami (Fla.)
22	W	20-17	* Boston College
29	W	24-19	Florida

DECEMBER

6	W	37-35	vs. #12 Georgia Tech
<i>ACC Championship Game – Charlotte, N.C.</i>			

JANUARY

1	L	20-59	vs. #3 Oregon
<i>Rose Bowl; CFP Semifinal – Pasadena, Calif.</i>			

2015

FLORIDA STATE

(10-3 • 6-2 ACC/2nd in Atlantic)

SEPTEMBER

5	W	59-16	Texas State
12	W	34-14	South Florida
18	W	14-0	* at Boston College

OCTOBER

3	W	24-16	* at Wake Forest
10	W	29-24	* Miami (Fla.)
17	W	41-21	* Louisville
24	L	16-22	* at Georgia Tech
31	W	45-21	* Syracuse

NOVEMBER

7	L	13-23	* at #3 Clemson
14	W	34-17	* North Carolina State
21	W	52-13	Chattanooga
28	W	27-2	at #10 Florida

DECEMBER

31	L	24-38	vs. #14 Houston
<i>Peach Bowl – Atlanta, Ga.</i>			

2016

FLORIDA STATE

(10-3 • 5-3 ACC/3rd in Atlantic)

SEPTEMBER

5	W	45-34	vs. #11 Ole Miss
<i> Camping World Stadium, Orlando, Fla.</i>			
10	W	52-8	Charleston Southern
17	L	20-63	* at #10 Louisville
24	W	55-35	at South Florida

OCTOBER

1	L	35-37	* North Carolina
8	W	20-19	* at #10 Miami
15	W	17-6	* Wake Forest
29	L	34-37	* #3 Clemson

NOVEMBER

5	W	24-20	* at North Carolina State
11	W	45-7	* Boston College
19	W	45-14	* at Syracuse
26	W	31-13	#13 Florida

DECEMBER

30	W	33-32	vs. #6 Michigan
<i>Orange Bowl – Miami, Fla.</i>			

2017

FLORIDA STATE

(*7-6 • 3-5 ACC/6th in Atlantic)

SEPTEMBER

2	L	24-7	vs. #1 Alabama
<i>Mercedes-Benz Stadium, Atlanta, Ga.</i>			
23	L	21-27	* North Carolina State
30	W	26-19	* at Wake Forest

OCTOBER

7	L	20-24	* #13 Miami (Fla.)
14	W	17-10	* at Duke
21	L	28-31	* Louisville
27	L	3-35	* at Boston College

NOVEMBER

4	W	27-24	* Syracuse
11	L	14-31	* at #4 Clemson
18	W	77-6	Delaware State
25	W	38-22	at Florida

DECEMBER

2	*W	42-10	Louisiana-Monroe
27	*W	42-13	vs. Southern Miss
<i>Independence Bowl – Shreveport, La.</i>			

* – Jimbo Fisher resigned as the FSU head coach on Dec. 1, 2017 and did not coach the Seminoles in their final two game. His overall record does not reflect the victories.



TRAYVEON WILLIAMS

RUNNING BACK • Jr-2L • Houston, Texas (C.E. King HS)

- 582 rushing yards (2nd in SEC/8th in FBS)
- 6 rushing touchdowns (t-2nd in SEC)
- 2018 Watch List for: Doak Walker Award (top running back), Maxwell Award (outstanding player), Earl Campbell Tyler Rose Award (best offensive player with ties to state of Texas).

WILLIAMS WITH A BURST

Junior RB Trayveon Williams, who struggled with a nagging injury in 2017, is back to full speed in 2018 and back to terrorizing opposing defenses with his rare blend of speed, strength and elusiveness.

- Williams is second in the SEC with an average of 116.4 rushing yards per game (No. 13 in FBS) and is tied for second with six rushing TDs.
- Williams ran roughshod through an over-matched Northwestern State defense in the season-opener to the tune of 240 yards with three touchdowns on 20 carries. The 240 rushing yards rank No. 2 in school history behind Bob Smith's 297 vs. SMU in 1950.
- The 240-yard outburst is the No. 5 single-game effort in FBS this season.
- Always a breakaway threat, Williams has 11 runs of 40+ yards in his 29-game career, including four over 70 yards.
- Williams has bulked up to 205 pounds after playing at under 200 his previous two seasons.
- Entered 2018 as one of just three running backs in college football with multiple 200-yard rushing games vs. Power 5 opponents on his resume – others were Bryce Love of Stanford and Jonathan Taylor of Wisconsin.
- In 2016, Williams became Texas A&M's first true freshman to surpass the 1,000-yard barrier (1,057 yards on 156 carries).
- A vocal team leader, Williams is a two-time team captain and a member of the Aggies' 2018 Unity Council.
- Family's neighborhood in northeast Houston was flooded and evacuated (via boat, dump truck and eventually school bus) during Hurricane Harvey last fall.



200-Yard Games

240 vs. Northwestern St., 2018

217 vs. Tennessee, 2016

213 vs. UCLA, 2017

Williams' Career Highs

RUSHING YARDS	240 vs. NSU, 2018
RUSHING TDS	3 vs. NSU, 2018
RUSHES	29 vs. Arkansas, 2018
LONG RUSH	89 vs. Auburn, 2016
RECEPTIONS	4 vs. Alabama, 2017
RECEIVING YARDS	60 vs. Alabama, 2017
LONG CATCH	41 vs. Auburn, 2017
LONG KO RETURN	72 vs. Auburn 2017
ALL-PURPOSE YARDS	242 vs. NSU, 2018

Williams' Game-by-Game

2016	Rushes	Yds.	Avg.	TD	LP
UCLA	15	94	6.3	0	42
PVAM	5	15	3.0	0	4
at AUB	8	127	15.9	1	89
vs. ARK	12	153	12.8	2	33
at SC	14	98	7.0	1	9
UT	28	217	7.8	1	71
at ALA	9	23	2.6	0	11
NMSU	8	49	6.1	1	12
at MSU	10	28	2.8	0	9
OM	17	72	4.2	0	14
UTSA	11	80	7.3	1	47
LSU	10	68	6.8	1	33
vs. KSU	9	33	3.7	0	13
Season	156	1,057	6.8	8	89

2017	Rushes	Yds.	Avg.	TD	LP
at UCLA	22	203	9.2	2	72
Nicholls	11	53	4.8	1	17
ULL		-DNP-			
vs. ARK	17	72	4.2	1	18
SC	16	56	3.5	1	14
ALA	15	38	2.5	0	10
at UF	10	18	1.8	0	6
MSU	10	32	3.2	0	14
AUB	15	103	6.9	0	40
UNM	7	28	4.0	1	9
at OM	26	75	2.9	0	6
at LSU	17	55	3.2	1	7
Season	166	733	4.4	7	72

2018	Rushes	Yds.	Avg.	TD	LP
NSU	20	240	12.0	3	73
CLEM	17	31	1.8	0	9
ULM	22	128	5.8	1	21
at ALA	8	31	3.9	0	16
vs. ARK	29	152	5.2	2	16
UK					
at SC					
at MSU					
at AUB					
OM					
UAB					
LSU					
Season	96	582	6.1	6	73
Career	425	2,437	5.7	22	89



KELLEN MOND

QUARTERBACK • So.-1L • San Antonio, Texas (IMG Academy (Fla.))

- Ranks No. 3 in SEC in total offense (287.2 yards per game)
- No. 4 in SEC in passing yards (1,221), completions (89) and attempts (148)
- 2018 honors: Davey O'Brien Weekly Great 8, Earl Campbell Tyler Rose weekly honorable mention (vs. Clemson, 9/8)

MOND ON A MISSION

Sophomore QB Kellen Mond came out of fall camp as the Aggies' starter and he's quickly proving himself as one of the nation's top dual threat signal-callers.

- Mond had record-breaking game against No. 2 Clemson (9/8) with 430 passing yards (No. 8 in school history) and set a school record with 333 second-half passing yards. His 206 passing yards in fourth quarter were the second-most by an Aggie passer in the final stanza.
- Mond was the Aggies' top ground-gainer in matchups vs. No. 1 Alabama (18 for 98) and No. 2 Clemson (10 for 33). Mond actually gained 130 rushing yards (-32 on QBs) vs. the Crimson Tide and 55 (-22) vs. Clemson.
- Mond has passed or rushed for at least two TDs in four games in 2018 (three vs. NSU, Clemson and ULM).
- Mond has been noticeably more accurate as a passer as a sophomore with a 60.1 completion percentage after connecting on 51.5 percent of his attempts last year as a freshman.
- As a runner, Mond has three first down rushes on third-down situations (on four rushes). Has been effective on designed runs with rushes of 54 and 34 yards against Alabama.
- Forced into the starting role as a true freshman after then-QB1 Nick Starkel suffered a broken foot in the season opener, Mond started eight games and the Aggies compiled a 5-3 record in those games with SEC wins over South Carolina and Arkansas.
- Last season, Mond earned weekly honors from the Davey O'Brien Award and the Manning Award after passing for 216 yards and rushing for a game-high 109 yards in the Aggies' overtime win over the Hogs. Connected on an 81-yard TD pass and also contributed a 79-yard run.

2017 MOND GAME-BY-GAME

Opponent	No.	Rushing			Passing			Total OFF	TD Resp	
		Yds.	TD	LG	C-A-I	Yds.	TD			LG
S3 at UCLA	15	54	0	16	3-17-0	27	0	15	81	0
S9 Nicholls	3	-10	0	4	12-21-0	105	1	27	95	1
S16 Louisiana	7	4	1	7	21-34-1	301	3	76	305	4
S23 vs. Arkansas	10	109	0	79	14-27-1	216	2	81	325	2
S30 South Carolina	16	95	0	19	19-27-0	159	0	26	254	0
O7 Alabama	14	14	1	20	19-29-1	237	1	39	251	2
O14 at Florida	15	52	1	18	8-24-1	180	0	42	232	1
O28 Mississippi State	6	32	0	33	8-26-2	56	0	18	88	0
N4 Auburn	2	-3	0	2	5-11-0	16	0	9	14	0
N11 New Mexico	1	-7	0	0	8-11-0	78	1	41	71	1
N18 at Ole Miss				DNP						
N25 at LSU				DNP						
D29 vs. Wake Forest	0	0	0	-	0-0-0	0	0	-	0	0
2017 TOTAL	89	340	3	79	117-227-6	1,375	8	81	1,715	11

2018 MOND GAME-BY-GAME

Opponent	No.	Rushing			Passing			Total OFF	TD Resp	
		Yds.	TD	LG	C-A-I	Yds.	TD			LG
A30 Northwestern State	6	3	1	9	17-25-0	184	2	34	187	3
S8 Clemson	10	33	0	23	23-40-0	430	3	69	463	3
S15 ULM	9	67	2	23	16-24-0	210	1	25	277	3
S22 at Alabama	18	98	1	54	16-33-2	196	1	26	294	2
S29 vs. Arkansas	11	14	0	12	17-26-2	201	0	26	215	0
O6 Kentucky										
O13 at South Carolina										
O27 at Mississippi State										
N3 at Auburn										
N10 Ole Miss										
N17 UAB										
N24 LSU										
2018 TOTAL	54	215	4	54	89-148-4	1,221	7	69	1,436	11
Career	143	555	7	79	206-375-10	2,596	15	81	3,151	22

- As a high schooler, Mond set the IMG Academy season records in 2016 for passing touchdowns and rushing touchdowns as a senior in 2016. Mond passed for 1,936 yards and 20 TDs and rushed for 775 yards and 18 scores.
- 2016 finalist at the Elite 11 QB competition along with teammate Connor Blumrick.

- Was IMG teammates with current teammate Jhamon Ausbon.
- Earned varsity letters as a sophomore and junior at Reagan High School in San Antonio before transferring to IMG.



VETERAN DEFENDER

Veteran defender Otaro Alaka, or O.T., ranks as the team's most experienced player with 38 career starts, including 31 consecutive.

- Leads the team with 29 tackles in 2018, and had season-high of 10 tackles vs. Clemson (which is the lone double-digit effort by an Aggie this season).
- Named to preseason watch list for the Butkus Award.
- Team's active leader in tackles (219) and tackles for loss (29.0) and is tied for the lead with career forced fumbles.
- According to his Twitter feed, Alaka seems to be the "Commissioner of Comedy" in the Aggies' locker room.
- Was granted a medical redshirt in 2015 after playing only sparingly early in the season before succumbing to a season-ending injury.
- Earned Defensive MVP honors in the Liberty Bowl against West Virginia as a freshman in 2014 after making a season-high seven tackles and 1.5 tackles for loss vs. the Mountaineers.
- A four-star recruit out of Cypress Falls HS in Houston, Alaka made 88 tackles, including 11 sacks and 20 tackles for loss as a senior.

2018

Opponent	TT	QBS	TFL	PBU	FF	FR
NSU	1	0	0	0	0	0
CLEM	10	0	2.5-5	0	0	0
ULM	5	0	0	0	0	0
at ALA	6	0	1.0-4	0	0	0
vs ARK	7	0	1.0-1	1	0	0
UK						
at SC						
at MSU						
at AUB						
OM						
UAB						
LSU						
2018	29	0-0	4.5-10	1	0	0
Career	226	7.5-49	30.0-89	6	4	0



DODSON IS A "THUMPER"

Junior LB Tyrel Dodson put up All-SEC caliber stats in his first season as a starter at linebacker in 2017.

- Added a "scoop and score" TD to his resume with a 78-yard return of a blocked FG vs. ULM (9/15).
- Named to preseason watch list for the Bednarik Award and Bronko Nagurski Trophy.
- Last year, Dodson was the only player in the SEC top 20 in tackles (tNo. 5/105), interceptions (tNo. 9/3), tackles for loss (tNo. 14/11.0) and QB sacks (tNo. 18/5.5).
- Has been called a "thumper" at LB because of his size and his aggressive style.
- At 242 pounds, the Tennessee native ranks as one of the biggest MLBs in school history.
- A video of Dodson squatting 675 pounds has been viewed more than 300,000 times via teammate Ikenna Okeke's twitter.
- Active participant in "Best Buddies" in high school, which is a program that fosters friendships between volunteers and those with Downs Syndrome.
- Was the Class 5A Mr. Football in Tennessee in 2015.

2018

Opponent	TT	QBS	TFL	PBU	INT
NSU	4	0-0	1.0-2	0	0
CLEM	7	0-0	0.5-1	1	0
ULM	4	0-0	0-0	1	0
at ALA	4	0-0	0-0	0	0
vs ARK	3	0-0	0-0	0	0
UK					
at SC					
at MSU					
at AUB					
OM					
UAB					
LSU					
2018	22	0-0	1.5-3	2	0
Career	154	5.5-31	14.0-56	10	3



DURHAM DELIVERS

Senior DE Landis Durham was one of the defense's biggest surprises in 2017 as he emerged from little-used reserve to the SEC leader in QB sacks.

- Posted 1.5 QB sacks at the Southwest Classic against Arkansas.
- Recorded seven tackles at No. 1 Alabama, which was second on the team.
- Named to preseason watch list for the Bronko Nagurski Trophy.
- An undersized defensive end in high school, Durham was recruited to Texas A&M to play linebacker but transitioned back to his hand in the dirt in 2017.
- He quickly forced his way into the starting lineup and went on to tie Mississippi State's Montez Sweat for the SEC lead with 10.5 QB sacks.
- Earned 3rd-team All-SEC honors by Phil Steele.
- Prior to 2017, Durham had just six career tackles and was listed as third-team DE on the season-opening depth chart.

2018

Opponent	TT	QBS	TFL	QBH	FF
NSU	1	0-0	1.0-1	1	0
CLEM	3	0-0	1.5-2	0	0
ULM	6	1.0-1	1.0-1	1	0
at ALA	7	0-0	0-0	0	0
vs ARK	5	1.5-7	1.5-7	0	0
UK					
at SC					
at MSU					
at AUB					
OM					
UAB					
LSU					
2018	22	2.5-8	5.0-11	2	0
Career	84	13.0-64	18.0-83	7	3



INSTANT IMPACT

Newly-hired Jimbo Fisher's first commitment at Texas A&M was a little-known junior college tight end. Nine months later, Jace Sternberger has become a huge part of the Aggies' offense.

- Sternberger has hauled in four TD catches, which is tops in the SEC and FBS among tight ends and is within striking distance of the Aggies' TE school record of five.
- Has posted at least one 20+ yard catch in every game.
- Earned John Mackey TE of the Week honors after making five catches for 56 yards with two TDs in the Aggies' season-opener against NSU (8/30).
- Named the Overall MVP of 2018 Spring Practice BEFORE he grabbed eight catches for 147 yards and two touchdowns in the Maroon & White Game.
- In his one season at Northeastern Oklahoma A&M, Sternberger had 21 catches for 336 yards and six touchdowns.
- Listed as one of his hidden talents, Sternberger is an accomplished ballroom dancer, who competed numerous times throughout middle school.

2018

Opponent	Rec.	Yds.	Avg.	TD	LP
NSU	5	56	11.2	2	31
CLEM	2	48	24.0	0	28
ULM	3	42	14.0	1	20
at ALA	3	59	19.7	1	24
vs. ARK	4	51	12.8	0	26
UK					
at SC					
at MSU					
at AUB					
OM					
UAB					
LSU					
Season	17	256	15.1	4	31



FILLING BIG SHOES

Sophomore WR Jhamon Ausbon leads a youthful receiving corps that is seeking to fill the void left by ultra-productive wideout Christian Kirk, who was picked in the second round of the 2018 NFL Draft by the Arizona Cardinals.

- The top five wide receivers statistically through four games are sophomores, including four from the 2017 signing class.
- Ausbon, who had 50 catches as a true freshman, is third on the team with 15 receptions and 221 yards. He is averaging 14.7 yards per catch even though his longest grab is 26 yards.
- Ausbon and QB Kellen Mond were high school teammates as seniors at IMG Academy in Florida. Ausbon played his junior season at Houston St. Thomas and his sophomore campaign at Episcopal.
- Ausbon dazzled in last year's season finale with 12 catches for 112 yards against Wake Forest in the Belk Bowl.
- Became the third Aggie true freshman to tally 50 catches in a season in 2017.

2018

Opponent	Rec.	Yds.	Avg.	TD	LP
NSU	4	59	14.8	0	24
CLEM	3	61	20.3	0	26
ULM	6	81	13.5	0	21
at ALA	1	15	15.0	0	15
vs. ARK	1	5	5.0	0	5
UK					
at SC					
at MSU					
at AUB					
OM					
UAB					
LSU					
2018	15	221	14.7	0	26
Career	65	792	12.2	3	38



BACK ON PATROL

Senior DB Donovan Wilson is back on patrol in the Aggies' defensive secondary after missing the 2017 season with a broken foot suffered in the season-opener vs. UCLA.

- Always an active defender, Wilson is fifth on the team with 20 tackles and has also contributed a QB sack in 2018.
- Is the team's active leader with seven career interceptions, and sealed the win against Arkansas with an INT with 1:11 left in the fourth quarter.
- Has drawn comparisons to the Honey Badger (former LSU All-American Tyrann Mathieu) for his penchant for big plays and always being around the football.
- His career stat line includes 19.0 tackles for loss, 4.0 sacks, three forced fumbles and two recovered fumbles, in addition to his seven pickoffs.
- Wilson's versatility allows him to excel at nickel, safety and cornerback.
- A late addition to the Aggies' 2014 signing class, Wilson led the Shreveport, La., area with 13 interceptions while earning All-City Defensive POY (Shreveport Times) and Louisiana Class 4A all-state honors.

2018

Opponent	TT	TFL	INT	PBU	FF	FR
NSU	3	1.0-4	0-0	0	0	0
CLEM	6	0-0	0-0	0	0	0
ULM	6	1.0-8	0-0	0	0	0
at ALA	2	0-0	0-0	0	0	0
vs. ARK	3	0-0	1-0	0	0	0
UK						
at SC						
at MSU						
at AUB						
OM						
UAB						
LSU						
2018	20	2.0-12	1-0	0	0	0
Career	161	19.0-80	7-76	5	3	2

AGGIES IN THE NFL

(Final 53-Man Roster / Sept. 2)

Player (Years at Texas A&M)	Pos.	NFL Team
Michael Bennett (2005-08)	DL	Philadelphia Eagles
Randy Bullock (2008-11)	PK	Cincinnati Bengals
Tra Carson (2013-15)	RB	Cincinnati Bengals
Joseph Cheek (2012-15)	OL	Pittsburgh Steelers
Jermaine Eluemenor (2015-16)	OL	Baltimore Ravens
Justin Evans (2015-16)	DB	Tampa Bay Buccaneers
Mike Evans (2012-13)	WR	Tampa Bay Buccaneers
Deshazor Everett (2011-14)	DB	Washington Redskins
Keith Ford (2016-17)	RB	Buffalo Bills
Myles Garrett (2014-16)	DL	Cleveland Browns
Daeshon Hall (2013-16)	DL	Houston Texans
De'Vante Harris (2012-15)	DB	Tampa Bay Buccaneers
Germain Ifedi (2013-15)	OL	Seattle Seahawks
Drew Kaser (2011-15)	P	Los Angeles Chargers
Christian Kirk (2015-17)	WR	Arizona Cardinals
Josh Lambo (2012-14)	PK	Jacksonville Jaguars
Jake Matthews (2010-13)	OL	Atlanta Falcons
Von Miller (2007-10)	LB	Denver Broncos
Don Muhlbach (2002-03)	DS	Detroit Lions
Cedric Ogbuehi (2011-14)	OL	Cincinnati Bengals
Damion Ratley (2015-17)	WR	Cleveland Browns
Josh Reynolds (2014-16)	WR	Los Angeles Rams
Ricky Seals-Jones (2013-16)	TE	Arizona Cardinals
Ryan Tannehill (2008-11)	QB	Miami Dolphins
Armani Watts (2014-17)	DB	Kansas City Chiefs
Brandon Williams (2013-15)	DB	Arizona Cardinals

AGGIES ON NFL COACHING STAFFS

Dennis Allen, New Orleans Saints (Defensive Coordinator), Dan Campbell, New Orleans Saints (Asst. Head Coach/Tight Ends), Kyle Caskey, Cincinnati Bengals (Running Backs), Aaron Glenn, New Orleans Saints (Secondary), Michael Hodges, New Orleans Saints (Defensive Assistant)


Staff: Monty Gibson, Cleveland Browns (Asst. Strength & Conditioning) Larry Jackson, Cleveland Browns (Strength & Conditioning), Gary Kubiak, Denver Broncos (Senior Personnel Advisor)



Von Miller
2016 Super Bowl MVP



Myles Garrett
Texas A&M's first
No. 1 overall
NFL Draft pick



Don Muhlbach
15th season in the NFL

WEEKLY HONOR ROLL

Game 1 | Northwestern State

RB Trayveon Williams

Earl Campbell Tyler Rose Award H-M

TE Jace Sternberger

John Mackey TE of the Week

Game 2 | Clemson

QB Kellen Mond

Davey O'Brien Award Great 8

Early Campbell Tyler Rose Award H-M

Game 5 | Arkansas

P Braden Mann

SEC Special Teams Player of the Week

Ray Guy Award Ray 8

RB Trayveon Williams

Earl Campbell Tyler Rose Award H-M

TEXAS A&M COACHES SPEED CHART


SIDELINE



JIMBO FISHER
HEAD COACH



TIM BREWSTER
TIGHT ENDS



DAMEYUNE CRAIG
WIDE RECEIVERS

PRESS BOX



DARRELL DICKEY
OFF. COORDINATOR / QUARTERBACKS



JAY GRAHAM
RUNNING BACKS



MAURICE LINGUIST
CORNERBACKS



BRADLEY DALE PEVETO
LINEBACKERS



MIKE ELKO
DEF. COORDINATOR / SAFETIES




TERRY PRICE
DEFENSIVE ENDS



ELIJAH ROBINSON
DEFENSIVE LINE



JIM TURNER
OFFENSIVE LINE



JERRY SCHMIDT
DIRECTOR OF ATHLETIC PERFORMANCE



KYLE FIELD

- Home of the Aggies since 1905. Stadium built in 1927 and the horseshoe enclosed in 1929.
- Capacity: 102,733
- Stadium record crowd is 110,633 (A&M vs. Ole Miss, 10/11/2014).
- Kyle Field is named for former A&M Dean of Agriculture Edwin Jackson Kyle, who donated a 400 x 400-foot area of the southern edge of campus that had been assigned to him for horticultural experiments. It became the home of the Aggies.
- Texas A&M finished a \$485 million redevelopment of Kyle Field in time for the 2015 season that made the Home of the 12th Man the largest football stadium in the SEC and the state of Texas.
- Texas A&M has led the SEC in home attendance three of the last four seasons and ranked No. 5 in FBS in 2017.

Texas A&M ranked No. 5 nationally in home attendance in 2017 with an average of 98,802 per game and drew more than 600,000 fans to Kyle Field for the fifth straight year.

KYLE FIELD RECORD CROWDS

110,633	Ole Miss (2014)	L, 35-20
106,248	Tennessee (2016)	W, 45-38 ^{2OT}
105,829	LSU (2014)	L, 23-17
105,733	Alabama (2015)	L, 41-23
104,892	Ole Miss (2016)	L, 29-28
104,794	Clemson (2018)	L, 28-26
104,756	Missouri (2014)	L, 34-27
104,728	Lamar (2014)	W, 73-3
104,625	Auburn (2015)	L, 26-10
104,455	Mississippi State (2015)	W, 30-17

KYLE FIELD RECORD SEASON AVERAGES

1.	105,122	2014	630,735 / 6 games
2.	103,622	2015	725,354 / 7 games
3.	101,917	2016	713,418 / 7 games
--	99,125	2018	297,376 / 3 GAMES
4.	98,802	2017	691,612 / 7 games
5.	87,183	2011	610,283 / 7 games
6.	87,125	2013	697,003 / 8 games
7.	87,014	2012	522,083 / 6 games
8.	82,711	2001	496,268 / 6 games
9.	82,477	2010	577,338 / 7 games
10.	82,207	2007	575,450 / 7 games

LAST 10 SINGLE GAME PERFORMANCES

10 OR MORE TACKLES GAME

Player	Date	Opp.	Tackles
Otaro Alaka	Sep. 8, 2018	Clemson	10
Derrick Tucker	Dec. 29, 2017	N Wake Forest	12
Debione Renfro	Dec. 29, 2017	N Wake Forest	11
Armani Watts	Nov. 25, 2017	@ LSU	11
Derrick Tucker	Nov. 25, 2017	@ LSU	10
Tyrel Dodson	Nov. 25, 2017	@ LSU	10
Derrick Tucker	Nov. 18, 2017	@ Ole Miss	14
Tyrel Dodson	Nov. 4, 2017	Auburn	14
Armani Watts	Nov. 4, 2017	Auburn	10
Tyrel Dodson	Oct. 18, 2017	Mississippi St.	12
Armani Watts	Oct. 18, 2017	Mississippi St.	11

300-YARD PASSING GAME

Player	Date	Opp.	Pass Yards
Kellen Mond	Sep. 8, 2018	Clemson	430
Nick Starkel	Dec. 29, 2017	N Wake Forest	499
Nick Starkel	Nov. 11, 2017	New Mexico	416
Kellen Mond	Sep. 16, 2017	Louisiana	301
Trevor Knight	Dec. 28, 2016	N Kansas State	310
Trevor Knight	Sep. 10, 2016	Prairie View A&M	344
Jake Hubenak	Dec. 30, 2015	N Louisville	307
Kyle Allen	Nov. 21, 2015	@ Vanderbilt	336
Kyle Allen	Oct. 3, 2015	Mississippi State	322
Kyle Allen	Sep. 26, 2015	N Arkansas	358

100-YARD RUSHING GAME

Player	Date	Opp.	Rush Yards
Trayveon Williams	Sep. 29, 2018	N Arkansas	153
Trayveon Williams	Sep. 15, 2018	ULM	128
Trayveon Williams	Aug. 30, 2018	Northwestern State	240
Trayveon Williams	Nov. 4, 2017	Auburn	103
Keith Ford	Sep. 23, 2017	N Arkansas	102
Kellen Mond	Sep. 23, 2017	N Arkansas	109
Jacob Kibodi	Sep. 16, 2017	Louisiana	101
Keith Ford	Sep. 3, 2017	@ UCLA	114
Trayveon Williams	Sep. 3, 2017	@ UCLA	203
Keith Ford	Nov. 24, 2016	LSU	100

100-YARD RECEIVING GAME

Player	Date	Opp.	Receiving Yards
Kendrick Rogers	Sep. 8, 2018	Clemson	120
Christian Kirk	Dec. 29, 2017	N Wake Forest	189
Jhamon Ausbon	Dec. 29, 2017	N Wake Forest	112
Damion Ratley	Nov. 18, 2017	@ Ole Miss	111
Roshaud Paul	Nov. 11, 2017	New Mexico	129
Christian Kirk	Nov. 11, 2017	New Mexico	120
Jhamon Ausbon	Nov. 11, 2017	New Mexico	105
Christian Kirk	Sep. 23, 2017	N Arkansas	110
Josh Reynolds	Dec. 28, 2016	N Kansas State	154
Christian Kirk	Nov. 24, 2016	LSU	107

10 OR MORE RECEPTIONS GAME

Player	Date	Opp.	REC
Christian Kirk	Dec. 29, 2017	N Wake Forest	13
Jhamon Ausbon	Dec. 29, 2017	N Wake Forest	12
Josh Reynolds	Dec. 28, 2016	N Kansas State	12
Christian Kirk	Oct. 1, 2016	@ South Carolina	12
Christian Kirk	Dec. 30, 2015	N Louisville	10
Josh Reynolds	Dec. 30, 2015	N Louisville	11
Speedy Noil	Oct. 11, 2014	Ole Miss	11
Ricky Seals-Jones	Oct. 4, 2014	@ Mississippi State	10
Malcome Kennedy	Aug. 28, 2014	@ South Carolina	14
Mike Evans	Oct. 19, 2013	Auburn	11

200-YARD ALL-PURPOSE GAME

Player	Date	Opp.	A-P Yards
Trayveon Williams	Aug. 30, 2018	Northwestern State	242
Christian Kirk	Dec. 29, 2017	N Wake Forest	219
Christian Kirk	Nov. 11, 2017	New Mexico	210
Trayveon Williams	Nov. 4, 2017	Auburn	233
Christian Kirk	Sep. 23, 2017	N Arkansas	246
Trayveon Williams	Sep. 3, 2017	UCLA	203
Christian Kirk	Nov. 24, 2016	LSU	212
Christian Kirk	Nov. 5, 2016	@ Mississippi State	237
Trayveon Williams	Oct. 8, 2016	Tennessee	217
Christian Kirk	Oct. 17, 2015	Alabama	212

TEXAS A&M SQUAD BREAKDOWN

STARTERS RETURNING

OFFENSE (8)

WR	Jhamon Ausbon, 6-2, 220, So-1L, Houston, TX (13 starts in 2017)
RT	Keaton Sutherland, 6-5, 310, Sr-3L, Flower Mound, TX (12 starts in 2017)
RG	Connor Lanfear, 6-6, 320, Sr-3L, Buda, TX (11 starts in 2017)
C	Erik McCoy, 6-4, 315, Jr-2L, Lufkin, TX (13 starts in 2017)
LG	Ryan McCollum, 6-5, 295, So-1L, Spring, TX (7 starts in 2017)
RB	Trayveon Williams, 5-9, 200, Jr-2L, Houston, TX (11 starts in 2017)
QB	Kellen Mond, 6-2, 210, So-1L, San Antonio, TX (8 starts in 2017) Nick Starkel, 6-3, 215, So-1L, Argyle, TX (5 starts in 2017)

DEFENSE (8)

DE	Landis Durham, 6-3, 255, Sr-3L, Plano, TX (10 starts in 2017)
DT	Kingsley Keke, 6-4, 305, Sr-3L, Richmond, TX (13 starts in 2017)
LB	Otaro Alaka, 6-3, 240, Sr-3L, Houston, TX (13 starts in 2017)
LB	Tyrel Dodson, 6-2, 242, Jr-2L, Franklin, TN (13 starts in 2017)
LB	Buddy Johnson, 6-2, 220, So-1L, Dallas, TX (5 starts in 2017)
CB	Debione Renfro, 6-2, 190, So-1L, Pearland, TX (11 starts in 2017)
CB	Charles Oliver, 6-2, 193, Jr-2L, Fairfield, TX (9 starts in 2017)
SS	Derrick Tucker, 6-1, 200, So-1L, Manvel, TX (7 starts in 2017)

SPECIAL TEAMS (2)

PLK	Daniel LaCamera, 6-4, 223, Sr-2L, Tarpon Springs, FL
SNP	Austin Frey, 6-1, 220, Sr-3L, Tomball, TX

STARTERS LOST

OFFENSE (4)

WR	Christian Kirk, Three Letters, Scottsdale, AZ (12 starts in 2017)
WR	Damion Ratley, Three Letters, Yoakum, TX (11 starts in 2017)
LT	Koda Martin, 6-6, 310, Sr-3L, Manvel, TX (12 starts in 2017)
TE	Tanner Schorp, Three Letters, San Antonio, TX (9 starts in 2017)

DEFENSE (3)

DT	Zaycoven Henderson, Four Letters, Longview, TX (11 starts in 2017)
DE	Jarrett Johnson, Four Letters, Katy, TX (11 starts in 2017)
FS	Armani Watts, 5-11, 205, Four Letters, Forney, TX (12 starts in 2017)

SPECIAL TEAMS (4)

P--	Shane Tripucka, Two Letters, Allen, TX
HOL-	Shane Tripucka, Two Letters, Allen, TX
PR--	Christian Kirk, Three Letters, Scottsdale, AZ
KR--	Christian Kirk, Three Letters, Scottsdale, AZ

RETURNING STATISTICAL LEADERS

RUSHING

Trayveon Williams, RB	173 carries, 798 net yards, 8 TD (career 329/1,855/16)
-----------------------	--

PASSING

Nick Starkel, QB	123-of-205, 1,793 yards, 14 TD, 6 Int
Kellen Mond, QB	117-of-227, 1,375 yards, 8 TD, 6 Int

RECEIVING

Jhamon Ausbon, WR	50 catches, 571 yards, 3 TD
Trayveon Williams, RB	20 catches, 192 yards, 0 TD

ALL-PURPOSE

Trayveon Williams, RB/RS	798 rush, 192 receive, 0 PR, 183 KOR, 1,173 A-P
Jhamon Ausbon, WR/RS	0 rush, 571 receive, 0 PR, 0 KOR, 571 A-P

SPECIAL TEAMS

Roshauud Paul, WR/RS	1-24 PR yards, 24.0 avg.
Trayveon Williams, RB/RS	6-183 KOR yards, 30.5 avg.
Daniel LaCamera, K	18-21 FG, 51-52 PAT, 105 points

TACKLES

Tyrel Dodson, LB	105 tackles, 3 INT, 8 PBU, 5.5 QB Sacks
Otaro Alaka, LB	78 tackles, 10 TFL, 4 QB hits, 1 forced fumble
Landis Durham, DL	56 tackles, 12 TFL, 10.5 QB Sacks, 3 forced fumbles
Derrick Tucker, DB	55 tackles, 4 PBU, 1 INT, 1 forced fumble
Debione Renfro, DB	54 tackles, 5 PBU, 4 forced fumbles, 2 TFL
Kingsley Keke, DL	54 tackles, 2.5 TFL, 2 PBU, 2 fumble recoveries, 1 QBS
Larry Pryor, DB	44 tackles, 1 fumble recovery, 1 PBU
Myles Jones, DB	35 tackles, 8 PBU, 1 INT, 1 fumble recovery

LETTERMEN RETURNING (50)

Offense (22) — Jhamon Ausbon, Camron Buckley, Klyde Chriss, Quartney Davis, Kwame Etwi, Carson Green, Aaron Hansford, Jared Hocker, Hezekiah Jones, Jacob Kibodi, Connor Lanfear, Ryan McCollum, Erik McCoy, Kellen Mond, Dan Moore, Jr., Colton Prater, Roshauud Paul, Kendrick Rogers, Nick Starkel, Keaton Sutherland, Trayveon Williams

Defense (26) — Otaro Alaka, DeShawn Capers-Smith, Keldrick Carper, Clifford Chattman, Michael Clemons, Tyrel Dodson, Landis Durham, Roney Elam, Travon Fuller, Riley Garner, Cullen Gillaspia, Anthony Hines III, Antonio Howard, Buddy Johnson, Kingsley Keke, Myles Jones, Daylon Mack, Justin Madubuike, Keeath Magee II, Charles Oliver, Jayden Peevy, Debione Renfro, Larry Pryor, Derrick Tucker, Braden White, Donovan Wilson

Special Teams (3) — Austin Frey, Daniel LaCamera, Braden Mann

LETTERMEN LOST (21)

Offense (10) — Austin Anderson, Kalvin Cline, Robert Congel, Christian Daimler, Keith Ford, Jake Hubenak, Christian Kirk, Koda Martin, Damion Ratley, Tanner Schorp, Kyle Whitley

Defense (9) — Qualen Cunningham, David Darley, Justin Dunning, Nick Harvey, Zaycoven Henderson, Jarrett Johnson, Kemah Siverand, Armani Watts, Priest Willis

Special Teams (1) — Shane Tripucka

TEXAS A&M DEPTH CHART

OFFENSE

WR <or>	1	Quartney Davis, 6-2, 200, So-1L, Houston, TX
	14	Camron Buckley, 6-2, 190, So-1L, Cedar Hill, TX
LT	65	Dan Moore Jr., 6-5, 317, So-1L, Beaumont, TX
	74	Kellen Diesch, 6-5, 310, So-SQ, Trophy Club, TX
LG	78	KEATON SUTHERLAND , 6-5, 315, Sr-3L, Flower Mound, TX
	76	Colton Prater, 6-4, 300, Jr-2L, Bossier City, LA
C	64	ERIK McCOY , 6-4, 315, Jr-2L, Lufkin, TX
	77	RYAN McCOLLUM , 6-5, 295, So-1L, Spring, TX
RG	73	Jared Hocker, 6-5, 318, So-1L, North Richland Hills, TX
	70	CONNOR LANFEAR , 6-6, 320, Sr-3L, Buda, TX
RT	54	Carson Green, 6-6, 300, So-1L, Southlake, TX
	72	Colten Blanton, 6-7, 285, Fr-HS, Cypress, TX
TE <and>	81	Jace Sternberger, 6-4, 250, Jr-TR, Kingfisher, OK
	80	Trevor Wood, 6-6, 265, Gr-TR, Scottsdale, AZ
WR	13	Kendrick Rogers, 6-4, 210, So-1L, Frankston, TX
	9	Hezekiah Jones, 5-11, 194, So-1L, Stafford, TX
QB <or>	11	KELLEN MOND , 6-2, 210, So-1L, San Antonio, TX
	17	NICK STARKEL , 6-3, 218, So-1L, Argyle, TX
FB	12	Cullen Gillaspia, 6-2, 235, Sr-2L, Katy, TX
	49	Ben Miles, 6-1, 210, Fr-TR, Baton Rouge, LA
RB	5	TRAYVEON WILLIAMS , 5-9, 200, Jr-2L, Houston, TX
	22	Kwame Etwi, 5-9, 200, Sr-2L, Conroe, TX

DEFENSE

DE	46	LANDIS DURHAM , 6-3, 255, Sr-3L, Plano, TX
	3	Tyree Johnson, 6-4, 250, Fr-RS, Washington, DC
DT	52	Justin Madubuikie, 6-3, 300, So-1L, McKinney, TX
	92	Jayden Peevy, 6-6, 300, So-1L, Bellaire, TX
DT	34	Daylon Mack, 6-1, 320, Sr-3L, Gladewater, TX
	90	T.D. Moton, 6-3, 305, So-SQ, Shreveport, LA
DE	8	KINGSLEY KEKE , 6-4, 305, Sr-3L, Richmond, TX
	5	Bobby Brown, 6-4, 282, Fr-HS, Arlington, TX
WLB <or>	1	BUDDY JOHNSON , 6-2, 225, So-1L, Dallas, TX
	11	Larry Pryor, 6-0, 212, Jr-2L, Sulphur Springs, TX
MLB	42	OTARO ALAKA , 6-3, 240, Sr-3L, Houston, TX
	56	Keeath Magee II, 6-0, 225, So-1L, Houston, TX
SLB	25	TYREL DODSON , 6-2, 242, Jr-2L, Franklin, TN
	35	Riley Garner, 6-3, 220, Sr-3L, College Station, TX
CB	21	CHARLES OLIVER , 6-2, 202, Jr-2L, Fairfield, TX
	27	Roney Elam, 6-2, 192, Jr-2L, Newton, TX
CB	29	DEBIONE RENFRO , 6-2, 193, So-1L, Pearland, TX
	28	Travon Fuller, 6-1, 173, So-1L, Athens, TX
SF	6	Donovan Wilson, 6-1, 207, Sr-3L, Shreveport, LA
	26	DeShawn Capers-Smith, 6-0, 200, Sr-3L, New Orleans, LA
	9	Leon O'Neal Jr., 6-1, 190, Fr-HS, Cypress, TX
SF	4	DERRICK TUCKER , 6-1, 200, So-1L, Manvel, TX
	14	Keldrick Carper, 6-2, 198, So-1L, Plain Dealing, LA

SPECIAL TEAMS

PLK	47	Seth Small, 5-11, 190, Fr-HS, Katy, TX
P	34	Braden Mann, 5-11, 190, Jr-2L, Houston, TX
KO	34	BRADEN MANN , 5-11, 190, Jr-2L, Houston, TX
SNP	45	AUSTIN FREY , 6-1, 220, Sr-3L, Tomball, TX

HOLD	34	Braden Mann, 5-11, 190, Jr-2L, Houston, TX
PR	6	Roshauud Paul, 6-0, 180, So-1L, Bremond, TX
KOR	6	Roshauud Paul, 6-0, 180, So-1L, Bremond, TX
	22	Kwame Etwi, 5-9, 200, Sr-2L, Conroe, TX

BOLD CAPS -- denotes 2017 starter

PRONUNCIATION GUIDE

Audible pronunciations available on the online roster at 12thMan.com

OTARO ALAKA _____ oh-TAR-oh ah-LOCK-ah,
JHAMON AUSBON _____ JAH-mon OZ-bun
KE'UNDRE AZAKYTU _____ KEY-andre as-a-CU-tee
JASHAUN Corbin _____ JAY-shawn
QUARTNEY Davis _____ courtney
Kellen DIESCH _____ deesh
Justin DWORACZYK _____ da-war-zick
RONY Elam _____ ronnie
Kwame ETWI _____ ett-wee
Austin FREY _____ fry

Cullen **GILLASPIA** _____ GILL-ess-pee-ah
Camron HORRY _____ OR-ee
Kingsley KEKE _____ KEY-KEY
Jacob KIBODI _____ kah-BO-dah
Daniel LACAMERA _____ lah-camera
Justin MADUBUIKE _____ MAD-aye-boo-kay
KEYNEL McZeal _____ KEY-nell
IKENNA OKEKE _____ EYE-ken-ah Oh-kay-kay
Jake PAGEL _____ pay-gell
DEBIONE Renfro _____ DEB-ee-own

TEXAS A&M ALPHABETICAL ROSTER

NAME	POS.	HT.	WT.	CL-EXP	HOMETOWN (HIGH SCHOOL/JC)
42 Otaru Alaka	LB	6-3	240	Sr-3L	Houston, TX (Cypress Falls)
51 Riley Anderson	OL	6-5	295	So-SQ	Mineola, TX (Mineola)
2 Jhamon Ausbon	WR	6-2	220	So-1L	Houston, TX (IMG Academy (Fla))
42 Ke'Undre Azakytu	WR	6-0	190	So-SQ	Dallas, TX (Wilmer Hutchins)
63 Cagan Baldree	OL	6-4	285	So-SQ	Carthage, TX (Carthage)
86 Glenn Beal	TE	6-5	265	Fr-HS	New Orleans, LA (John Curtis)
48 Colton Bergt	OL	5-10	242	Fr-HS	Texarkana, TX (Liberty-Eylau)
72 Colten Blanton	OL	6-7	285	Fr-HS	Cypress, TX (Cy Ranch)
8 Connor Blumrick	QB	6-5	210	Fr-RS	Pearland, TX (Pearland)
57 Drew Boroughs	LB	6-1	200	Jr-SQ	Van, TX (Van)
30 Andrew Boykin	WR	6-1	180	Fr-RS	Austin, TX (Westlake)
29 Kurtis Bradicich	WR	5-11	160	Fr-RS	Iola, TX (Iola)
5 Bobby Brown	DL	6-4	282	Fr-HS	Arlington, TX (Lamar)
14 Camron Buckley	WR	6-2	190	So-1L	Cedar Hill, TX (Cedar Hill)
26 DeShawn Capers-Smith	DB	6-0	200	Sr-3L	New Orleans, LA (Warren Easton)
14 Keldrick Carper	DB	6-2	198	So-1L	Plain Dealing, LA (Plain Dealing)
82 Caleb Chapman	WR	6-5	210	Fr-HS	Friendswood, TX (Clear Brook)
22 Clifford Chattman	DB	6-5	195	So-1L	New Orleans, LA (McDonogh 35)
40 Connor Choate	DS	6-0	200	So-SQ	Coppell, TX (Coppell / Memphis)
16 Klyde Chriss	WR	6-0	175	So-1L	New Orleans, LA (Warren Easton)
27 John Clark	RB	5-8	210	So-SQ	Northbrook, IL (Glenbrook North)
60 Barton Clement	OL	6-3	315	Fr-HS	Missouri City, TX (Ft. Bend Marshall)
2 Micheal Clemons	DL	6-5	265	Jr-1L	Garland, TX (Sachse/Cisco (TX) JC)
7 Jashaun Corbin	RB	6-0	191	Fr-HS	Rockledge, FL (Rockledge)
1 Quartney Davis	WR	6-2	200	So-1L	Houston, TX (Langham Creek)
7 Mohamed Diallo	DL	6-4	320	Jr-TR	Toronto, Ontario (E. Commerce/Arizona Western)
74 Kellen Diesch	OL	6-5	310	So-SQ	Trophy Club, TX (Byron Nelson)
25 Tyrel Dodson	LB	6-2	242	Jr-2L	Franklin, TN (Centennial)
46 Landis Durham	DL	6-3	255	Sr-3L	Plano, TX (East)
68 Justin Dworaczyk	OL	6-6	280	Jr-SQ	Houston, TX (Langham Creek)
27 Roney Elam	DB	6-2	192	Jr-2L	Newton, TX (Newton)
94 Landry Estes	DL	6-2	280	Sr-SQ	Trophy Club, TX (Byron Nelson)
22 Kwame Etwi	RB	5-9	200	Sr-2L	Conroe TX (Oak Ridge)
4 James Foster	QB	6-3	210	Fr-HS	Montgomery, AL (Lanier)
59 Miles Fowkes	OL	6-5	300	Fr-RS	Brownsville, TX (St. Joseph Academy)
45 Austin Frey	DS	6-1	220	Sr-3L	Tomball, TX (Homeschool)
28 Travon Fuller	DB	6-1	173	So-1L	Athens, TX (Athens)
67 Galen Gallagher	OL	6-4	276	Fr-HS	Orange Grove, TX (Orange Grove)
35 Riley Garner	LB	6-3	220	Sr-3L	College Station, TX (A&M Consolidated)
12 Cullen Gillaspia	FB	6-2	235	Sr-2L	Katy, TX (Taylor)
54 Carson Green	OL	6-6	300	So-1L	Southlake, TX (Carroll)
47 Jacob Groff	TE	6-2	196	Fr-RS	San Antonio, TX (Churchill)
15 Aaron Hansford	WR	6-3	240	So-1L	Washington, D.C. (St. John's College)
19 Anthony Hines III	LB	6-3	230	So-1L	Plano, TX (East)
73 Jared Hocker	OL	6-5	318	So-1L	North Richland Hills, TX (Birdville)
85 Camron Horry	DL	6-5	270	Fr-RS	Katy, TX (Taylor)
18 Antonio Howard	DB	5-10	195	Jr-1L	Miami, FL (Miami Lakes/Independence (KS) CC)
37 Mitchell Howard	DL	6-1	250	Jr-RS	Cypress, TX (Concordia Lutheran)
3 Vernon Jackson	RB	6-3	240	Fr-HS	Boling, TX (Boling)
79 Marcus "Tank" Jenkins	OL	6-3	325	Fr-HS	Montgomery, AL (Park Crossing)
16 Brian Johnson	LB	6-2	185	Fr-HS	Manvel, TX (Manvel)
1 Buddy Johnson	LB	6-2	225	So-1L	Dallas, TX (Kimball)
31 Marquez Johnson	RB	5-9	186	So-SQ	Dallas, TX (Pinkston)
3 Tyree Johnson	DL	6-4	250	Fr-RS	Washington, DC (St. John's College)
9 Hezekiah Jones	WR	5-11	194	So-1L	Stafford, TX (Stafford)
10 Myles Jones	DB	6-4	185	So-1L	Magnolia, TX (West)
8 Kingsley Keke	DL	6-4	305	Sr-3L	Richmond, TX (George Ranch)
35 Javonte Kemp	FB	5-10	215	Fr-HS	Arlington, TX (Lamar)
23 Jacob Kibodi	RB	6-2	220	So-1L	Baton Rouge, LA (Christian Life Academy)
36 Daniel LaCamera	PK	6-4	230	Sr-2L	Tarpon Springs, FL (East Lake)
24 Jagger LaRoe	QB	6-1	210	Fr-HS	Colleyville, TX (Heritage)
70 Connor Lanfear	OL	6-6	320	Sr-3L	Buda, TX (Buda)

NAME	POS.	HT.	WT.	CL-EXP	HOMETOWN (HIGH SCHOOL/JC)
53 John Locke	LB	6-2	204	So-SQ	Richmond, TX (Ft. Bend Travis)
91 Mark Mabry Jr.	DL	6-1	286	So-SQ	College Station, TX (Still Creek)
34 Daylon Mack	DL	6-1	320	Sr-3L	Gladewater, TX (Gladewater)
52 Justin Madubuike	DL	6-3	300	So-1L	McKinney, TX (North)
56 Keeath Magee II	LB	6-0	225	So-1L	Houston, TX (Westfield)
34 Braden Mann	P/KO	5-11	190	Jr-2L	Houston, TX (Cypress Fair)
15 Jeremiah Martin	DL	6-5	240	Fr-HS	San Bernardino, CA (Cajon)
20 Reese Mason	WR	6-1	203	Fr-HS	Magnolia, TX (Magnolia)
75 Luke Matthews	OL	6-4	305	Fr-HS	Missouri City, TX (Elkins)
77 Ryan McCollum	OL	6-5	295	So-1L	Spring, TX (Klein Oak)
64 Erik McCoy	OL	6-4	315	Jr-2L	Lufkin, TX (Lufkin)
55 Kiante McCoy	LB	6-1	214	Fr-HS	Sweetwater, TX (Sweetwater)
88 Keynel McZeal	TE	6-2	235	Fr-RS	Port Neches, TX (Port Neches-Groves)
89 Justin Mellenbruch	FB	6-1	235	Fr-RS	Austin, TX (Westlake)
49 Ben Miles	FB	6-1	210	Fr-TR	Baton Rouge, La. (Catholic HS / Nebraska)
11 Kellen Mond	QB	6-2	210	So-1L	San Antonio, TX (IMG Academy (Fla.))
23 Jordan Moore	DB	5-11	192	Fr-HS	Yoakum, TX (Yoakum)
65 Dan Moore Jr.	OL	6-5	317	So-1L	Beaumont, TX (West Brook)
17 Devin Morris	DB	6-1	195	Fr-RS	Caldwell, TX (Caldwell)
90 T.D. Moton	DL	6-3	305	So-SQ	Shreveport, LA (Woodlawn)
20 Ikenna Okeke	LB	6-3	215	So-SQ	Smyrna, TN (Smyrna)
21 Charles Oliver	DB	6-2	202	Jr-2L	Fairfield, TX (Fairfield)
9 Leon O'Neal Jr.	DB	6-1	190	Fr-HS	Cypress, TX (Cypress Springs)
39 Jake Pagel	DS	6-2	212	Fr-RS	Dallas, TX (Jesuit)
83 Montel Parker	WR	6-2	185	Fr-HS	Dickinson, TX (Dickinson)
6 Roshauud Paul	WR	6-0	180	So-1L	Bremond, TX (Bremond)
92 Jayden Peevy	DL	6-6	300	So-1L	Bellaire, TX (Bellaire)
76 Colton Prater	OL	6-4	300	Jr-2L	Bossier City, LA (Airline)
13 Cade Prendergast	DB	6-3	190	Fr-RS	Prosper, TX (Prosper)
10 Jalen Preston	WR	6-2	212	Fr-HS	Manvel, TX (Manvel)
21 Deneric Prince	RB	6-1	196	Fr-HS	Manvel, TX (Manvel)
11 Larry Pryor	DB	6-0	212	Jr-2L	Sulphur Springs, TX (Sulphur Springs)
31 Gannon Rawlins	TE	6-3	230	So-SQ	Galveston, TX (Ball)
71 Grayson Reed	OL	6-5	320	Fr-RS	Cypress, TX (Cypress Creek)
29 Debione Renfro	DB	6-2	193	So-1L	Pearland, TX (Pearland)
46 Ryan Renick	TE	6-2	233	So-TR	Iola, TX (Iola/Kansas)
84 Moses Reynolds	DB	6-2	200	So-SQ	San Antonio, TX (Jay)
25 Cordarrian Richardson	RB	6-0	248	So-TR	Memphis, Tenn. (Trelevant HS / UCF)
38 Drew Riethman	PLK	6-0	195	So-SQ	Ft. Worth, TX (Nolan Catholic)
33 Ondario Robinson	DL	6-3	265	Fr-RS	Hutto, TX (Hutto)
99 Josh Rogers	DL	6-5	306	So-1L	Houston, TX (Christian)
13 Kendrick Rogers	WR	6-4	210	So-1L	Frankston, TX (Frankston)
28 A.J. Sanders	RB	5-10	200	So-SQ	The Woodlands, TX (College Park)
18 Bo Schneider	QB	6-2	220	Jr-SQ	Dallas, TX (Jesuit/Central Florida)
47 Greer Shetler	TE	6-4	225	Jr-1L	San Antonio, TX (Alamo Heights)
87 Seth Small	PLK	5-11	190	Fr-HS	Katy, TX (Katy)
32 Hunter Smith	WR	6-3	209	So-SQ	Pearland, TX (Pearland)
17 Nick Starkel	QB	6-3	218	So-1L	Argyle, TX (Liberty Christian)
81 Jace Sternberger	TE	6-4	250	Jr-TR	Kingfisher, OK (Kingfisher/NE Okla. A&M)
26 Charles Strong Jr.	RB	6-1	220	Fr-HS	Lake Butler, FL (Union County)
78 Keaton Sutherland	OL	6-5	315	Sr-3L	Flower Mound, TX (Marcus)
19 Colton Taylor	QB	6-3	205	So-SQ	Houston, TX (Memorial)
4 Derrick Tucker	DB	6-1	200	So-1L	Manvel, TX (Manvel)
58 Braden White	LB	5-11	220	So-1L	Florence, AL (Florence)
30 Cade Williams	WR	5-9	180	Fr-HS	College Station, TX (A&M Consolidated)
5 Trayveon Williams	RB	5-9	200	Jr-2L	Houston, TX (C.E. King)
6 Donovan Wilson	DB	6-1	207	Sr-3L	Shreveport, LA (Woodlawn)
40 Tyree Wilson	DL	6-6	230	Fr-HS	New London, TX (West Rusk)
80 Trevor Wood	TE	6-6	265	Gr-TR	Scottsdale, AZ (Chaparral)
93 Max Wright	DL	6-4	270	Fr-HS	Katy, TX (Katy Taylor)
24 Alex Zettler	S	6-0	190	Fr-HS	West Jordan, UT (Brighton)

TEXAS A&M NUMERICAL ROSTER

	NAME	POS.	HT.	WT.	CL-EXP	HOMETOWN (HIGH SCHOOL/JC)
1	Quartney Davis	WR	6-2	200	So-1L	Houston, TX (Langham Creek)
1	Buddy Johnson	LB	6-2	225	So-1L	Dallas, TX (Kimball)
2	Jhamon Ausbon	WR	6-2	220	So-1L	Houston, TX (IMG Academy (Fla))
2	Micheal Clemons	DL	6-5	265	Jr-1L	Garland, TX (Sachse/Cisco (TX) JC)
3	Vernon Jackson	RB	6-3	240	Fr-HS	Boling, TX (Boling)
3	Tyree Johnson	DL	6-4	250	Fr-RS	Washington, DC (St. John's College)
4	James Foster	QB	6-3	210	Fr-HS	Montgomery, AL (Lanier)
4	Derrick Tucker	DB	6-1	200	So-1L	Manvel, TX (Manvel)
5	Bobby Brown	DL	6-4	282	Fr-HS	Arlington, TX (Lamar)
5	Trayveon Williams	RB	5-9	200	Jr-2L	Houston, TX (C.E. King)
6	Roshauud Paul	WR	6-0	180	So-1L	Bremond, TX (Bremond)
6	Donovan Wilson	DB	6-1	207	Sr-3L	Shreveport, LA (Woodlawn)
7	Jashaun Corbin	RB	6-0	191	Fr-HS	Rockledge, FL (Rockledge)
7	Mohamed Diallo	DL	6-4	320	Jr-TR	Toronto, Ontario (E. Commerce/Arizona Western)
8	Connor Blumrick	QB	6-5	210	Fr-RS	Pearland, TX (Pearland)
8	Kingsley Keke	DL	6-4	305	Sr-3L	Richmond, TX (George Ranch)
9	Hezekiah Jones	WR	5-11	194	So-1L	Stafford, TX (Stafford)
9	Leon O'Neal Jr.	DB	6-1	190	Fr-HS	Cypress, TX (Cypress Springs)
10	Myles Jones	DB	6-4	185	So-1L	Magnolia, TX (West)
10	Jalen Preston	WR	6-2	212	Fr-HS	Manvel, TX (Manvel)
11	Kellen Mond	QB	6-2	210	So-1L	San Antonio, TX (IMG Academy (Fla.))
11	Larry Pryor	DB	6-0	212	Jr-2L	Sulphur Springs, TX (Sulphur Springs)
12	Cullen Gillaspia	FB	6-2	235	Sr-2L	Katy, TX (Taylor)
13	Cade Prendergast	DB	6-3	190	Fr-RS	Prosper, TX (Prosper)
13	Kendrick Rogers	WR	6-4	210	So-1L	Frankston, TX (Frankston)
14	Camron Buckley	WR	6-2	190	So-1L	Cedar Hill, TX (Cedar Hill)
14	Keldrick Carper	DB	6-2	198	So-1L	Plain Dealing, LA (Plain Dealing)
15	Aaron Hansford	WR	6-3	240	So-1L	Washington, D.C. (St. John's College)
15	Jeremiah Martin	DL	6-5	240	Fr-HS	San Bernardino, CA (Cajon)
16	Klyde Chris	WR	6-0	175	So-1L	New Orleans, LA (Warren Easton)
16	Brian Johnson	LB	6-2	185	Fr-HS	Manvel, TX (Manvel)
17	Devin Morris	DB	6-1	195	Fr-RS	Caldwell, TX (Caldwell)
17	Nick Starkel	QB	6-3	218	So-1L	Argyle, TX (Liberty Christian)
18	Antonio Howard	DB	5-10	195	Jr-1L	Miami, FL (Miami Lakes/Independence (KS) CC)
18	Bo Schneider	QB	6-2	230	Jr-SQ	Dallas, TX (Jesuit/Central Florida)
19	Anthony Hines III	LB	6-3	230	So-1L	Plano, TX (East)
19	Colton Taylor	QB	6-3	205	So-SQ	Houston, TX (Memorial)
20	Reese Mason	WR	6-1	203	Fr-HS	Magnolia, TX (Magnolia)
20	Ikenna Okeke	LB	6-3	215	So-SQ	Smyrna, TN (Smyrna)
21	Deneric Prince	RB	6-1	196	Fr-HS	Manvel, TX (Manvel)
21	Charles Oliver	DB	6-2	202	Jr-2L	Fairfield, TX (Fairfield)
22	Clifford Chattman	DB	6-5	195	So-1L	New Orleans, LA (McDonogh 35)
22	Kwame Etwi	RB	5-9	200	Sr-2L	Conroe TX (Oak Ridge)
23	Jacob Kibodi	RB	6-2	220	So-1L	Baton Rouge, LA (Christian Life Academy)
23	Jordan Moore	DB	5-11	192	Fr-HS	Yoakum, TX (Yoakum)
24	Jagger LaRoe	QB	6-1	210	Fr-HS	Colleyville, TX (Heritage)
24	Alex Zettler	S	6-0	190	Fr-HS	West Jordan, UT (Brighton)
25	Tyrel Dodson	LB	6-2	242	Jr-2L	Franklin, TN (Centennial)
25	Cordarrian Richardson	RB	6-0	248	So-TR	Memphis, Tenn. (Trezevant HS / UCF)
26	DeShawn Capers-Smith	DB	6-0	200	Sr-3L	New Orleans, LA (Warren Easton)
26	Charles Strong Jr.	RB	6-1	220	Fr-HS	Lake Butler, FL (Union County)
27	John Clark	RB	5-8	210	So-SQ	Northbrook, IL (Glenbrook North)
27	Roney Elam	DB	6-2	192	Jr-2L	Newton, TX (Newton)
28	Travon Fuller	DB	6-1	173	So-1L	Athens, TX (Athens)
28	A.J. Sanders	RB	5-10	200	So-SQ	The Woodlands, TX (College Park)
29	Kurtis Bradicich	WR	5-11	160	Fr-RS	Iola, TX (Iola)
29	Debione Renfro	DB	6-2	193	So-1L	Pearland, TX (Pearland)
30	Andrew Boykin	WR	6-1	180	Fr-RS	Austin, TX (Westlake)
30	Cade Williams	WR	5-9	180	Fr-HS	College Station, TX (A&M Consolidated)
31	Marquez Johnson	RB	5-9	186	So-SQ	Dallas, TX (Pinkston)
31	Gannon Rawlins	TE	6-3	230	So-SQ	Galveston, TX (Ball)
32	Hunter Smith	WR	6-3	209	So-SQ	Pearland, TX (Pearland)

	NAME	POS.	HT.	WT.	CL-EXP	HOMETOWN (HIGH SCHOOL/JC)
33	Ondario Robinson	DL	6-3	265	Fr-RS	Hutto, TX (Hutto)
34	Daylon Mack	DL	6-1	320	Sr-3L	Gladewater, TX (Gladewater)
34	Braden Mann	P/KO	5-11	190	Jr-2L	Houston, TX (Cypress Fair)
35	Riley Garner	LB	6-3	220	Sr-3L	College Station, TX (A&M Consolidated)
35	Javonte Kemp	FB	5-10	215	Fr-HS	Arlington, TX (Lamar)
36	Daniel LaCamera	LB	6-4	230	Sr-2L	Tarpon Springs, FL (East Lake)
37	Mitchell Howard	DL	6-1	250	Jr-RS	Cypress, TX (Concordia Lutheran)
38	Drew Riethman	PLK	6-0	195	So-SQ	Ft. Worth, TX (Nolan Catholic)
39	Jake Pagel	DS	6-2	212	Fr-RS	Dallas, TX (Jesuit)
40	Connor Choate	DS	6-0	200	So-SQ	Coppell, TX (Coppell / Memphis)
40	Tyree Wilson	DL	6-6	230	Fr-HS	New London, TX (West Rusk)
42	Otaro Alaka	LB	6-3	240	Sr-3L	Houston, TX (Cypress Falls)
42	Ke'Undre Azakytu	WR	6-0	190	So-SQ	Dallas, TX (Wilmer Hutchins)
45	Austin Frey	DS	6-1	220	Sr-3L	Tomball, TX (Homeschool)
46	Landis Durham	DL	6-3	255	Sr-3L	Plano, TX (East)
46	Ryan Renick	TE	6-2	233	So-TR	Iola, TX (Iola/Kansas)
47	Jacob Groff	TE	6-2	196	Fr-RS	San Antonio, TX (Churchill)
47	Seth Small	PLK	5-11	190	Fr-HS	Katy, TX (Katy)
48	Colton Bergt	OL	5-10	242	Fr-HS	Texarkana, TX (Liberty-Eylau)
49	Ben Miles	FB	6-1	210	Fr-TR	Baton Rouge, La. (Catholic HS / Nebraska)
51	Riley Anderson	OL	6-5	295	So-SQ	Mineola, TX (Mineola)
52	Justin Madubuikie	DL	6-3	300	So-1L	McKinney, TX (North)
53	John Locke	LB	6-2	204	So-SQ	Richmond, TX (Ft. Bend Travis)
54	Carson Green	OL	6-6	300	So-1L	Southlake, TX (Carroll)
55	Kiante McCoy	LB	6-1	214	Fr-HS	Sweetwater, TX (Sweetwater)
56	Keeath Magee II	LB	6-0	225	So-1L	Houston, TX (Westfield)
57	Drew Boroughs	LB	6-1	200	Jr-SQ	Van, TX (Van)
58	Braden White	LB	5-11	220	So-1L	Florence, AL (Florence)
59	Miles Fowkes	OL	6-5	300	Fr-RS	Brownsville, TX (St. Joseph Academy)
60	Barton Clement	OL	6-3	315	Fr-HS	Missouri City, TX (Ft. Bend Marshall)
63	Cagan Baldree	OL	6-4	285	So-SQ	Carthage, TX (Carthage)
64	Erik McCoy	OL	6-4	315	Jr-2L	Lufkin, TX (Lufkin)
65	Dan Moore Jr.	OL	6-5	317	So-1L	Beaumont, TX (West Brook)
67	Galen Gallagher	OL	6-4	276	Fr-HS	Orange Grove, TX (Orange Grove)
68	Justin Dworaczyk	OL	6-6	280	Jr-SQ	Houston, TX (Langham Creek)
70	Connor Lanfear	OL	6-6	320	Sr-3L	Buda, TX (Buda)
71	Grayson Reed	OL	6-5	320	Fr-RS	Cypress, TX (Cypress Creek)
72	Colten Blanton	OL	6-7	285	Fr-HS	Cypress, TX (Cy Ranch)
73	Jared Hocker	OL	6-5	318	So-1L	North Richland Hills, TX (Birdville)
74	Kellen Diesch	OL	6-5	310	So-SQ	Trophy Club, TX (Byron Nelson)
75	Luke Matthews	OL	6-4	305	Fr-HS	Missouri City, TX (Elkins)
76	Colton Prater	OL	6-4	300	Jr-2L	Bossier City, LA (Airline)
77	Ryan McCollum	OL	6-5	295	So-1L	Spring, TX (Klein Oak)
78	Keaton Sutherland	OL	6-5	315	Sr-3L	Flower Mound, TX (Marcus)
79	Marcus "Tank" Jenkins	OL	6-3	325	Fr-HS	Montgomery, AL (Park Crossing)
80	Trevor Wood	TE	6-6	265	Gr-TR	Scottsdale, AZ (Chaparral)
81	Jace Sternberger	TE	6-4	250	Jr-TR	Kingfisher, OK (Kingfisher/NE Oкла. A&M)
82	Caleb Chapman	WR	6-5	210	Fr-HS	Friendswood, TX (Clear Brook)
83	Montel Parker	WR	6-2	185	Fr-HS	Dickinson, TX (Dickinson)
84	Moses Reynolds	DB	6-2	200	So-SQ	San Antonio, TX (Jay)
85	Camron Horry	DL	6-5	270	Fr-RS	Katy, TX (Taylor)
86	Glenn Beal	TE	6-5	265	Fr-HS	New Orleans, LA (John Curtis)
87	Greer Shetler	TE	6-4	225	Jr-1L	San Antonio, TX (Alamo Heights)
88	Keynel McZeal	TE	6-2	235	Fr-RS	Port Neches, TX (Port Neches-Groves)
89	Justin Mellenbruch	FB	6-1	235	Fr-RS	Austin, TX (Westlake)
90	T.D. Moton	DL	6-3	305	So-SQ	Shreveport, LA (Woodlawn)
91	Mark Mabry Jr.	DL	6-1	286	So-SQ	College Station, TX (Still Creek)
92	Jayden Peevy	DL	6-6	300	So-1L	Bellaire, TX (Bellaire)
93	Max Wright	DL	6-4	270	Fr-HS	Katy, TX (Katy Taylor)
94	Landry Estes	DL	6-2	280	Sr-SQ	Trophy Club, TX (Byron Nelson)
99	Josh Rogers	DL	6-5	306	So-1L	Houston, TX (Christian)

MEDIA SCHEDULE / INFORMATION

SUNDAY	MONDAY	TUESDAY	WEDNESDAY	THURSDAY	FRIDAY	SATURDAY
<p><u>No availability.</u> All player interview requests for Monday's press conference must be submitted to acannon@athletics.tamu.edu by 11 a.m. on Sunday.</p>	<p><u>Weekly Press Conference</u> (Kyle Field Media Center). 11:00 a.m.-1 p.m.: Players 1 p.m.: Coach Fisher (Web stream available via 12thMan.com)</p>	<p><u>No availability.</u></p>	<p><u>SEC Teleconference</u> Coach Fisher appears from 11:30-39 am 5:30 p.m.: <u>"The Pulse"</u> (Fox Sports SW) 6:30 p.m.: <u>"The Pulse"</u> (KBTX-TV/Bryan/College Station) 7-8 p.m.: <u>Jimbo Fisher Radio Show</u> (Rudy's) on TAMU Radio Network (12thMan.com/listen)</p>	<p><u>No availability.</u></p>	<p><u>No availability.</u> 12 midnight: <u>Midnight Yell Practice</u> <u>Location: Kyle Field</u> All media requests for Midnight Yell Practice should be directed to TAMU Marketing and Communication</p>	<p><u>6:00 p.m.</u> Texas A&M vs. Kentucky Kyle Field College Station, TX (Lockerroom is closed. Coaches and players will be brought to the media area promptly after game.)</p>

Credentials

Media credentials should be requested via www.sportssystem.com/clients/seccredentials at least one week in advance of game and will be mailed if time permits. Otherwise, credentials can be picked up at Media Will Call inside Entry 7 (east side of Kyle Field, near the northeast activation tower). Media Will Call opens four hours prior to game time. The Kyle Field press box seats approximately 120 working media members. Media seating is limited, so credentials will be issued according to Texas A&M and the SEC credential guidelines, which can be found at www.12thMan.com/media.

Weekly Game Notes

Media members wishing to receive the weekly game notes via E-mail can do so by e-mailing Evan Roberts (eroberts@athletics.tamu.edu).

Practice

All practices are closed to the public, and only the first 15-20 minutes of selected workouts will be open for members of accredited media outlets. Media members wishing to attend the beginning of practice should contact the SID office for availability, exact starting times and location.

Weekly Press Conference

Texas A&M conducts a weekly press conference on Monday of all game weeks beginning at 11:30 a.m. at the Kyle Field Media Center. Coach Jimbo Fisher addresses the media promptly at 1 p.m. Player requests should be made to the SID office no later than 11 a.m. on Sunday. Unless class schedules present a conflict, requested student-athletes will be available beginning at 11:30 a.m. This is the preferred time for all interviews to occur.

SEC Teleconference

The 14 SEC coaches will be featured on a weekly teleconference each Wednesday from 10 a.m. - 12:30 p.m. (CT) beginning August 29 and concluding November 21.

10:00 a.m.	Ed Orgeron, LSU
10:10 a.m.	Kirby Smart, Georgia
10:20 a.m.	Dan Mullen, Florida
10:30 a.m.	Derek Mason, Vanderbilt
10:40 a.m.	Nick Saban, Alabama
10:50 a.m.	Jeremy Pruitt, Tennessee
11:00 a.m.	Chad Morris, Arkansas
11:10 a.m.	Will Muschamp, South Carolina
11:20 a.m.	Matt Luke, Ole Miss
11:30 a.m.	Jimbo Fisher, Texas A&M
11:40 a.m.	Mark Stoops, Kentucky
11:50 a.m.	Joe Moorhead, Mississippi State
12:00 p.m.	Barry Odom, Missouri
12:10 p.m.	Gus Malzahn, Auburn



Alan Cannon (left) and Evan Roberts (right) patrolling the sidelines on a picturesque Saturday night at Kyle Field.

Press Box

The main press box is now located at the 800 level on the east side of Kyle Field, or the side facing Houston Street, and can be accessed through the elevator at **Entry 7** or **Entry 9**. The TV broadcast booths are located west side of the stadium.

Postgame

At home games, post-game interviews with Texas A&M players and head coach Jimbo Fisher are conducted in a specially equipped interview room at the southeast corner of Kyle Field. At away games, similar policy is in effect and location of interviews will be determined.

Media Will Call

Media will call is located at Entry 7, on the east side of the stadium near the northeast activation tower.

TEXAS A&M ATHLETICS MEDIA RELATIONS

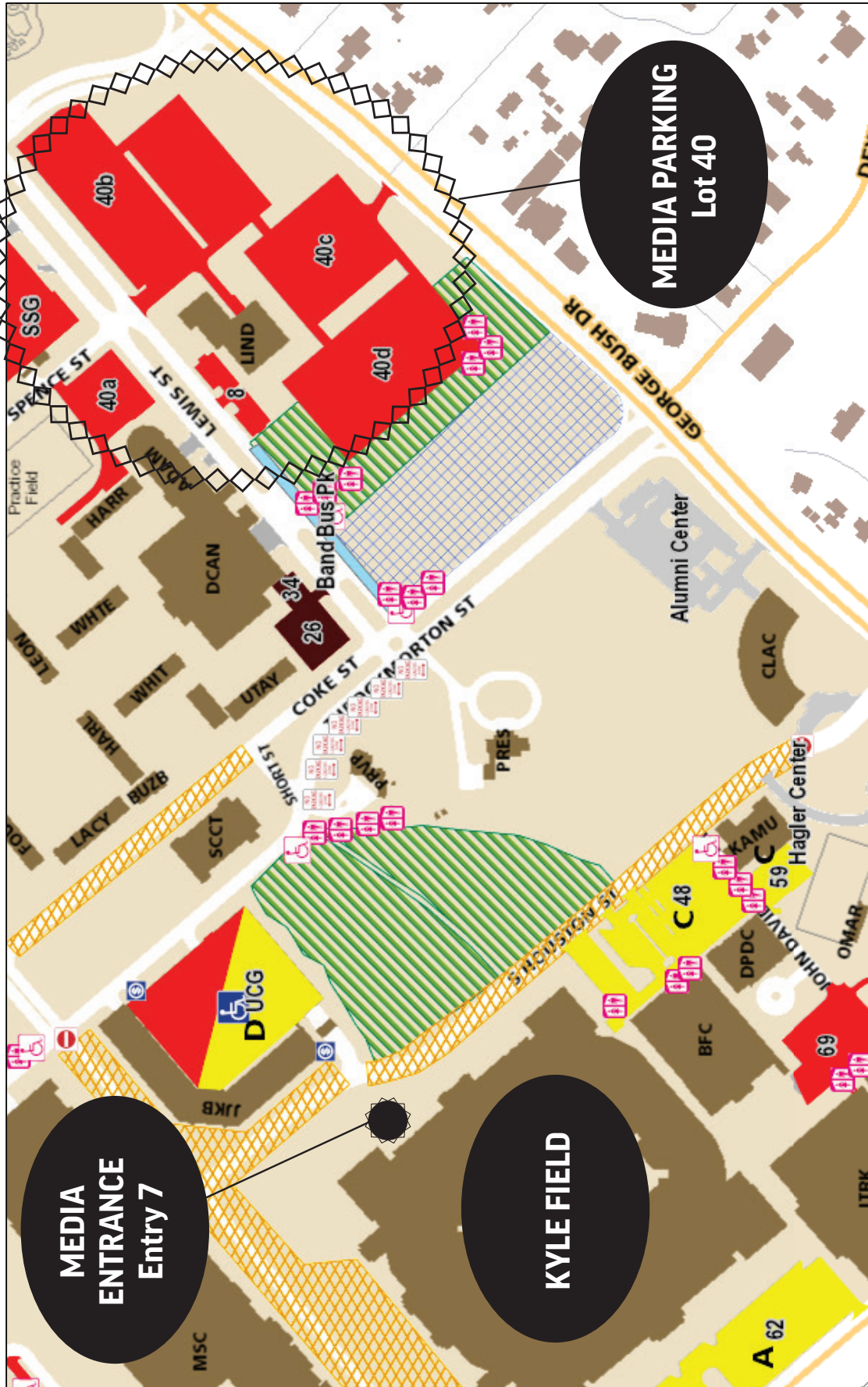
ASSOC. AD /MEDIA RELATIONS
ALAN CANNON (Football #1)
E-MAIL: acannon@athletics.tamu.edu
CELL: 979/777-4200
ASSOC. DIRECTOR
BRAD MARQUARDT (Football #2)
E-MAIL: bmarquardt@athletics.tamu.edu
CELL: 979/229-8651

ASSISTANT DIRECTOR
EVAN ROBERTS (game notes/flip card)
E-MAIL: eroberts@athletics.tamu.edu
CELL: 260/615-8662
ASSISTANT DIRECTOR
MATT CALLAWAY (stats/game program)
E-MAIL: mcallaway@athletics.tamu.edu
CELL: 713/305-0815

ASSISTANT DIRECTOR
DAVID WAXMAN (West Press Box)
E-MAIL: dwaxman@athletics.tamu.edu
CELL: 832/326-2863
SENIOR OFFICE ASSOCIATE
JACKIE THORNTON
E-MAIL: jackiet@athletics.tamu.edu
OFFICE: 979/845-5725

SID MAILING ADDRESS
TEXAS A&M MEDIA RELATIONS
1228 TAMU
College Station, TX 77843-1228
SID OVERNIGHT ADDRESS
TEXAS A&M ATHLETICS
Media Relations
756 Houston St.
College Station, TX 77843

Texas A&M University Football Parking Map










MEDIA ENTRANCE Entry 7

KYLE FIELD

MEDIA PARKING Lot 40

September 8, 2015

-  Cashier
-  Disabled Parking
-  Game Day Presale
-  Porta-Potty
-  Porta-Potty Disabled
-  Loading Zone
-  Road Closed

2018 TEXAS A&M FOOTBALL STATISTICS

SCHEDULE / RESULTS / RECORD BREAKDOWN

Date	Opponent	Score	Overall	SEC	Start	Time	Temp	Attend
Thu Aug 30	NORTHWESTERN ST	W 59-7	1-0	0-0	7:30 PM	3:36	93°	95,855
Sat Sep 8	#2 CLEMSON	L 26-28	1-1	0-0	6:00 PM	3:31	81°	104,794
Sat Sep 15	ULM	W 48-10	2-1	0-0	6:30 PM	3:13	86°	96,727
Sat Sep 22 *	at #1 Alabama	L 23-45	2-2	0-1	2:30 PM	3:23	86°	101,821
Sat Sep 29 *	vs Arkansas /	W 24-17	3-2	1-1	11:00 AM	3:17	72°	55,383
Sat Oct 6 *	KENTUCKY							
Sat Oct 13 *	at South Carolina							
Sat Oct 27 *	at Mississippi State							
Sat Nov 3 *	at Auburn							
Sat Nov 10 *	OLE MISS							
Sat Nov 17	UAB							
Sat Nov 24 *	LSU							

* - SEC Game / ! - at AT&T Stadium (Arlington, Texas)
 Rankings reflected as AP/USA Today ranking at time of the game

	2018 SEASON	UNDER FISHER
Overall	3-2	3-2
Home	2-1	2-1
Away	0-1	0-1
Neutral	1-0	1-0
SEC	1-1	1-1
Non-Conference	2-1	2-1
Overtime	0-0	0-0
Day	1-1	1-1
Night	2-1	2-1
Televised	3-2	3-2
Non-Televised	0-0	0-0
vs Top 25	0-2	0-2
vs Top 15	0-2	0-2
vs Top 10	0-2	0-2
vs Top 5	0-2	0-2
Scores First	3-1	3-1
Opponent Scores First	0-1	0-1
Leading after 1st Qtr	3-0	3-0
Trailing after 1st Qtr	0-2	0-2
Tied after 1st Qtr	0-0	0-0
Leading at Half	3-0	3-0
Trailing at Half	0-2	0-2
Tied at Half	0-0	0-0
Leading after 3rd Qtr	3-0	3-0
Trailing after 3rd Qtr	0-2	0-2
Tied after 3rd Qtr	0-0	0-0
Wins Coin Toss	0-0	0-0
Loses Coin Toss	3-2	3-2
Natural Grass	2-2	2-2
Artificial Surface	1-0	1-0

TEAM STATISTICS

	A&M	OPPONENT
SCORING	180	107
Points Per Game	36.0	21.4
FIRST DOWNS	143	77
Rushing	62	24
Passing	69	43
Penalty	12	10
RUSHING YARDAGE	1161	425
Yards gained rushing	1281	528
Yards lost rushing	120	103
Rushing Attempts	212	128
Average Per Rush	5.5	3.3
Average Per Game	232.2	85.0
TDs Rushing	12	5
PASSING YARDAGE	1398	1361
Comp-Att-Int	105-172-4	89-150-2
Average Per Pass	8.1	9.1
Average Per Catch	13.3	15.3
Average Per Game	279.6	272.2
TDs Passing	8	9
TOTAL OFFENSE	2559	1786
Total Plays	384	278
Average Per Play	6.7	6.4
Average Per Game	511.8	357.2
KICK RETURNS: #-Yards	7-191 (27.3)	6-109 (18.2)
PUNT RETURNS: #-Yards	8-32 (4.0)	5-34 (6.8)
INT RETURNS: #-Yards	2-0	4-25
FUMBLES-LOST	5-3	5-0
PENALTIES-Yards	29-276	34-323
Average Per Game	55.2	64.6
PUNTS-Yards	18-964	37-1485
Average Per Punt	53.6	40.1
TIME OF POSSESSION/Game	35:52	24:08
3RD-DOWN Conversions	26-60 (43%)	14-57 (25%)
4TH-DOWN Conversions	1-1 (100%)	0-1 (0%)
SACKS BY-Yards	10-46	17-89
FIELD GOALS-ATTEMPTS	9-13	3-6
ON-SIDE KICKS	0-1	0-0
RED-ZONE SCORES	(22-27) 81%	(9-12) 75%
RED-ZONE TOUCHDOWNS	(17-27) 63%	(8-12) 67%
PAT-ATTEMPTS	(21-21) 100%	(14-14) 100%
ATTENDANCE AVG	99,125	101,821

SCORE BY QUARTERS

	1st	2nd	3rd	4th	OT	Total
Texas A&M	38	54	40	48	0	180
Opponents	24	38	31	14	0	107

TEXAS A&M GAME-BY-GAME STATISTICS

OFFENSE

Date	Opponent	RUSHING				RECEIVING				PASSING				KICK RETURNS			PUNT RETURNS				tot off	
		No.	Yds	TD	Lg	No.	Yds	TD	Lg	C-A-I	Yds	TD	Lg	No	Yds	TD	Lg	No	Yds	TD		Lg
AUG 30	NORTHWESTERN ST	61	503	5	73	23	255	3	34	23-35-0	255	3	34	1	13	0	13	3	9	0	4	758
SEPT 8	CLEMSON	32	71	0	23	23	430	3	69	23-40-0	430	3	69	2	34	0	18	2	25	0	14	501
15	ULM	45	281	4	23	19	249	1	25	19-27-0	249	1	25	1	19	0	19	0	0	0	0	530
22	at Alabama	28	130	1	54	23	263	1	26	23-44-2	263	1	26	1	15	0	15	0	0	0	0	393
29	vs Arkansas	46	176	2	16	17	201	0	26	17-26-2	201	0	26	2	110	1	100	3	-2	0	1	377
OCT 6	KENTUCKY																					
13	at South Carolina																					
27	at Mississippi State																					
NOV 3	at Auburn																					
10	OLE MISS																					
17	UAB																					
24	LSU																					
	TEXAS A&M	212	1161	12	73	105	1398	8	69	105-172-4	1398	8	69	7	191	1	100	8	32	0	14	2559
	OPPONENTS	128	425	5	35	89	1361	9	71	89-150-2	1361	9	71	6	109	0	29	5	34	0	15	1786

DEFENSE

Date	Opponent	TACKLES			TFL-Yds	SACKS No-Yds	FUMBLES			QBH	Pass Brk	Blkd Kick	Kicks Att-Mad	2-Pt Conv		Saf	Pts
		Solo	Ast	Total			FF	FR-Yds	Int-Yds					Run	Rcv		
AUG 30	NORTHWESTERN ST	20	16	36	5.0-9	0.0-0	0	0-0	0-0	3	7	0	8-8	0	0	0	59
SEPT 8	CLEMSON	26	26	52	7.0-21	1.0-8	0	0-0	0-0	3	1	0	2-2	0	0	0	26
15	ULM	27	30	57	6.0-18	4.0-13	0	0-0	1-0	2	4	1	6-6	0	0	0	48
22	at Alabama	37	22	59	7.0-26	0.0-0	1	0-0	0-0	1	1	0	2-2	0	0	0	23
29	vs Arkansas	25	22	47	9.0-32	5.0-25	0	0-0	1-0	2	4	0	3-3	0	0	0	24
OCT 6	KENTUCKY																
13	at South Carolina																
27	at Mississippi State																
NOV 3	at Auburn																
10	OLE MISS																
17	UAB																
24	LSU																
	TEXAS A&M	135	116	251	34.0-106	10.0-46	1	0-0	2-0	11	17	1	21-21	0	0	0	180
	OPPONENTS	211	172	383	30.0-121	17.0-89	5	3-9	4-25	22	16	1	14-14	0	0	0	107

SPECIAL TEAMS

Date	Opponent	No	Yds	Avg	PUNTING					FIELD GOALS				KICKOFFS				
					Long	Blkd	TB	FC	50+	I20	Att-Made	Lg	Blkd	No	Yds	Avg	TB	OB
AUG 30	NORTHWESTERN ST	2	105	52.5	73	0	1	0	1	1	1-1	52	0	10	645	64.5	6	0
SEPT 8	CLEMSON	5	275	55.0	73	0	1	1	2	1	4-2	40	1	5	325	65.0	4	0
15	ULM	2	85	42.5	47	0	0	1	0	1	2-2	40	0	9	578	64.2	6	1
22	at Alabama	5	304	60.8	65	0	3	0	5	1	3-3	52	0	6	390	65.0	6	0
29	vs Arkansas	4	195	48.8	65	0	1	2	2	2	3-1	30	0	5	325	65.0	4	0
OCT 6	KENTUCKY																	
13	at South Carolina																	
27	at Mississippi State																	
NOV 3	at Auburn																	
10	OLE MISS																	
17	UAB																	
24	LSU																	
	TEXAS A&M	18	964	53.6	73	0	6	4	10	6	13-9	52	1	35	2263	64.7	26	1
	OPPONENTS	37	1485	40.1	54	0	1	14	9	12	6-3	47	1	21	1162	55.3	6	2

RED ZONE

Date	Opponent	Score	Times In RZ	Times Scored	Pts	Total TDs	Rush TDs	Pass TDs	FGs Made	Failed to score inside Red Zone					
										FGA	Downs	Int	Fumb	Half	Game
AUG 30	NORTHWESTERN STATE	W 59-7	7	6	42	6	3	3	0	0	0	0	0	1	0
SEPT 8	CLEMSON	L 26-28	4	3	17	2	0	2	1	1	0	0	0	0	0
15	ULM	W 48-10	6	6	38	5	4	1	1	0	0	0	0	0	0
22	at Alabama	L 23-45	5	4	20	2	1	1	2	0	0	0	0	1	0
29	vs Arkansas	W 24-17	5	3	17	2	2	0	1	2	0	0	0	0	0
OCT 6	KENTUCKY														
13	at South Carolina														
27	at Mississippi State														
NOV 3	at Auburn														
10	OLE MISS														
17	UAB														
24	LSU														
	TEXAS A&M	22 OF 27 (81.5%)	27	22	134	17	10	7	5	3	0	0	0	2	0
	OPPONENTS	9 OF 12 (75.0%)	12	9	59	8	5	3	1	2	1	0	0	0	0

OPPONENT GAME-BY-GAME STATISTICS

OFFENSE

	Date	Opponent	RUSHING				RECEIVING				PASSING				KICK RETURNS				PUNT RETURNS				tot off
			No.	Yds	TD	Lg	No.	Yds	TD	Lg	C-A-I	Yds	TD	Lg	No	Yds	TD	Lg	No	Yds	TD	Lg	
AUG	30	NORTHWESTERN ST	13	21	0	6	18	230	1	71	18-35-0	230	1	71	3	66	0	29	1	0	0	0	251
SEPT	8	CLEMSON	32	115	2	28	17	298	2	64	17-27-0	298	2	64	1	16	0	16	2	9	0	9	413
	15	ULM	29	125	0	29	15	225	1	44	15-28-1	225	1	44	1	16	0	16	0	0	0	0	350
	22	at Alabama	28	109	2	35	25	415	4	57	25-33-0	415	4	57	0	0	0	0	2	25	0	15	524
	29	vs Arkansas	26	55	1	25	14	193	1	36	14-27-1	193	1	36	1	11	0	11	0	0	0	248	
OCT	6	KENTUCKY																					
	13	at South Carolina																					
	27	at Mississippi State																					
NOV	3	at Auburn																					
	10	OLE MISS																					
	17	UAB																					
	24	LSU																					
		OPPONENTS	128	425	5	35	89	1361	9	71	89-150-2	1361	9	71	6	109	0	29	5	34	0	15	1786
		TEXAS A&M	212	1161	12	73	105	1398	8	69	105-172-4	1398	8	69	7	191	1	100	8	32	0	14	2559

DEFENSE

	Date	Opponent	TACKLES			SACKS		FUMBLES			QBH	Pass Brk	Blkd Kick	Kicks Att-Mad	2-Pt Conv		Saf	Pts
			Solo	Ast	Total	TFL-Yds	No-Yds	FF	FR-Yds	Int-Yds					Run	Rcv		
AUG	30	NORTHWESTERN ST	52	50	102	3.0-20	2.0-17	2	1-6	0-0	3	1	0	1-1	0	0	0	7
SEPT	8	CLEMSON	41	24	65	10.0-41	4.0-19	3	2-3	0-0	6	6	1	4-4	0	0	0	28
	15	ULM	36	42	78	3.0-7	1.0-4	0	0-0	0-0	2	2	0	1-1	0	0	0	10
	22	at Alabama	38	22	60	10.0-34	7.0-31	0	0-0	2-20	12	5	0	6-6	0	0	0	45
	29	vs Arkansas	43	36	79	4.0-19	3.0-18	0	0-0	2-5	0	1	0	2-2	0	0	0	17
OCT	6	KENTUCKY																
	13	at South Carolina																
	27	at Mississippi State																
NOV	3	at Auburn																
	10	OLE MISS																
	17	UAB																
	24	LSU																
		OPPONENTS	211	172	383	30.0-121	17.0-89	5	3-9	4-25	22	16	1	14-14	0	0	0	107
		TEXAS A&M	135	116	251	34.0-106	10.0-46	1	0-0	2-0	11	17	1	21-21	0	0	0	180

SPECIAL TEAMS

	Date	Opponent	PUNTING							FIELD GOALS				KICKOFFS					
			No	Yds	Avg	Long	Blkd	TB	FC	50+	I20	Att-Made	Lg	Blkd	No	Yds	Avg	TB	OB
AUG	30	NORTHWESTERN ST	9	379	42.1	54	0	0	2	3	4	2-0	0	0	2	115	57.5	0	1
SEPT	8	CLEMSON	8	321	40.1	51	0	0	4	2	3	0-0	0	0	5	321	64.2	3	0
	15	ULM	6	223	37.2	42	0	1	4	0	1	2-1	27	1	3	171	57.0	1	0
	22	at Alabama	6	216	36.0	51	0	0	1	2	3	1-1	47	0	7	437	62.4	2	1
	29	vs Arkansas	8	346	43.2	50	0	0	3	2	1	1-1	47	0	4	188	47.0	0	0
OCT	6	KENTUCKY																	
	13	at South Carolina																	
	27	at Mississippi State																	
NOV	3	at Auburn																	
	10	OLE MISS																	
	17	UAB																	
	24	LSU																	
		OPPONENTS	37	1485	40.1	54	0	1	14	9	12	6-3	47	1	21	1162	55.3	6	2
		TEXAS A&M	18	964	53.6	73	0	6	4	10	6	13-9	52	1	35	2263	64.7	26	1

RED ZONE

	Date	Opponent	Score	Times In RZ	Times Scored	Pts	Total TDs	Rush TDs	Pass TDs	FGs Made	Failed to score inside Red Zone					
											FGA	Downs	Int	Fumb	Half	Game
AUG	30	NORTHWESTERN STATE	W 59-7	1	0	0	0	0	0	0	1	0	0	0	0	0
SEPT	8	CLEMSON	L 26-28	4	3	21	3	2	1	0	0	1	0	0	0	0
	15	ULM	W 48-10	3	2	10	1	0	1	1	1	0	0	0	0	0
	22	at Alabama	L 23-45	3	3	21	3	2	1	0	0	0	0	0	0	0
	29	vs Arkansas	W 24-17	1	1	7	1	1	0	0	0	0	0	0	0	0
OCT	6	KENTUCKY														
	13	at South Carolina														
	27	at Mississippi State														
NOV	3	at Auburn														
	10	OLE MISS														
	17	UAB														
	24	LSU														
		OPPONENTS – 9 OF 12 (75.0%)		12	9	59	8	5	3	1	2	1	0	0	0	0
		TEXAS A&M – 22 OF 27 (81.5%)		27	22	134	17	10	7	5	3	0	0	0	2	0

TEAM COMPARISON GAME-BY-GAME

	Date	Opponent	Score	Total	FIRST DOWNS			RUSHING Number-Yards	PASSING		TOTAL OFFENSE Plays-Yards	Return Yards	Turnovers
					Rush	Pass	Pen		Comp-Att-Int	Yards			
AUG	30	NORTHWESTERN ST	59-7	40/13	24/2	14/5	2/6	61-503/13-21	23-35-0/18-35-0	255/230	96-758/48-251	22/72	1/0
SEPT	8	CLEMSON	26-28	25/14	4/6	18/7	3/1	32-71/32-115	23-40-0/17-27-0	430/298	72-501/59-413	59/28	2/0
	15	ULM	48-10	32/15	18/7	12/7	2/1	45-281/29-125	19-27-0/15-28-1	249/225	72-530/57-350	19/16	0/1
	22	at Alabama	23-45	24/24	7/6	15/16	2/2	28-200/28-109	23-44-2/25-33-0	263/415	72-463/61-524	15/45	2/0
	29	vs Arkansas	24-17	24/11	11/3	10/8	3/0	46-176/26-55	17-26-2/14-27-1	201/193	72-377/53-248	108/16	2/1
OCT	6	KENTUCKY											
	13	at South Carolina											
	27	at Mississippi State											
NOV	3	at Auburn											
	10	OLE MISS											
	17	UAB											
	24	LSU											
TOTALS			180-107	143/77	62/24	69/43	12/10	212-1161/128-425	105-172-4/89-150-2	1398/1361	384-2559/278-1786	223/177	7/2

	Date	Opponent	3rd Down Conversions	4th Down Conversions	Time of Possession	TOP Margin	Avg Yds/Rush	Avg Yds/Pass	Avg Yds/Play	Punting Number-Avg	Penalties Number-Yards
SEPT	8	CLEMSON	6-16/4-13	0-0/0-1	33:52/26:08	7:44	2.2/3.6	10.8/11.0	7.0/7.0	5-55.0/8-40.1	5-32/4-49
	15	ULM	7-11/2-10	0-0/0-0	34:53/25:07	9:46	6.2/4.3	9.2/8.0	7.4/6.1	2-42.5/6-37.2	5-55/4-38
	22	at Alabama	3-12/4-10	0-0/0-0	32:36/27:24	5:12	7.1/3.9	6.0/12.6	6.4/8.6	5-60.8/6-36.0	4-50/9-82
	29	vs Arkansas	2-10/3-12	1-1/0-0	36:56/23:04	13:52	3.8/2.1	7.7/7.1	5.2/4.7	4-48.8/8-43.2	7-44/6-61
OCT	6	KENTUCKY									
	13	at South Carolina									
	27	at Mississippi State									
NOV	3	at Auburn									
	10	OLE MISS									
	17	UAB									
	24	LSU									
TOTALS			26-60/14-57	1-1/0-1	179:20/120:40	58:40	5.5/3.3	8.1/9.1	6.7/6.4	18-53.6/37-40.1	276/323

numbers formatted in team/opponent format

TEXAS A&M INDIVIDUAL STATISTICS

RUSHING

	GP	Att	Gain	Loss	Net	Avg	TD	Long	Avg/G
5 T. Williams	5	96	599	17	582	6.1	6	73	116.4
11 Kellen Mond	5	54	308	93	215	4.0	4	54	43.0
7 Jashaun Corbin	4	24	127	1	126	5.2	1	15	31.5
22 Kwame Etwi	4	14	103	1	102	7.3	1	17	20.4
3 Vernon Jackson	4	7	49	0	49	7.0	0	22	12.2
23 Jacob Kibodi	2	3	26	0	26	8.7	0	15	13.0
21 Deneric Prince	1	2	21	0	21	10.5	0	18	21.0
8 Connor Blumrick	1	3	20	0	20	6.7	0	19	20.0
26 Charles Strong	1	4	12	0	12	3.0	0	6	12.0
1 Quartney Davis	5	1	11	0	11	11.0	0	11	2.2
12 C. Gillaspia	5	1	5	0	5	5.0	0	5	1.0
17 Nick Starkel	4	1	0	6	-6	-6.0	0	0	-1.5
TOTAL	5	212	1281	120	1161	5.5	12	73	232.2
OPPONENTS	5	128	528	103	425	3.3	5	35	85.0

PASSING

	GP	Effic	Comp-Att-Int	Pct	Yds	TD	Lng	Avg/G
11 Kellen Mond	5	139.64	89-148-4	60.1	1221	7	69	244.2
17 Nick Starkel	4	147.71	15-22-0	68.2	169	1	25	42.2
8 Connor Blumrick	1	167.20	1-1-0	100.0	8	0	8	8.0
TOTAL	5	140.02	105-172-4	61.0	1398	8	69	279.6
OPPONENTS	5	152.68	89-150-2	59.3	1361	9	71	272.2

RECEIVING

	GP	No.	Yds	Avg	TD	Long	Avg/G
14 Camron Buckley	5	18	278	15.4	0	69	55.6
81 J. Sternberger	5	17	256	15.1	4	31	51.2
2 Jhamon Ausbon	5	15	221	14.7	0	26	44.2
13 Kendrick Rogers	4	13	191	14.7	2	30	47.8
1 Quartney Davis	5	12	159	13.2	1	26	31.8
6 Roshauud Paul	5	6	70	11.7	0	25	14.0
5 T. Williams	5	6	61	10.2	0	17	12.2
9 Hezekiah Jones	5	6	51	8.5	0	10	10.2
7 Jashaun Corbin	4	4	32	8.0	0	10	8.0
12 C. Gillaspia	5	3	25	8.3	0	21	5.0
22 Kwame Etwi	4	1	16	16.0	0	16	3.2
10 Jalen Preston	5	1	14	14.0	1	14	2.8
30 Andrew Boykin	1	1	8	8.0	0	8	8.0
80 Trevor Wood	5	1	8	8.0	0	8	1.6
46 Ryan Renick	4	1	8	8.0	0	8	2.0
TOTAL	5	105	1398	13.3	8	69	279.6
OPPONENTS	5	89	1361	15.3	9	71	272.2

TOTAL OFFENSE

	GP	Plays	Rush	Pass	Total	Avg/G
11 Kellen Mond	5	202	215	1221	1436	287.2
5 T. Williams	5	96	582	0	582	116.4
17 Nick Starkel	4	23	-6	169	163	40.8
7 Jashaun Corbin	4	24	126	0	126	31.5
22 Kwame Etwi	4	14	102	0	102	20.4
3 Vernon Jackson	4	7	49	0	49	12.2
8 Connor Blumrick	1	4	20	8	28	28.0
23 Jacob Kibodi	2	3	26	0	26	13.0
21 Deneric Prince	1	2	21	0	21	21.0
26 Charles Strong	1	4	12	0	12	12.0
1 Quartney Davis	5	1	11	0	11	2.2
12 C. Gillaspia	5	1	5	0	5	1.0
TOTAL	5	384	1161	1398	2559	511.8
OPPONENTS	5	278	425	1361	1786	357.2

TEXAS A&M INDIVIDUAL STATISTICS

ALL-PURPOSE

	G	Rush	Rec	PR	KOR	IR	Tot	Avg/G
5 T. Williams	5	582	61	0	0	0	643	128.6
14 Camron Buckley	5	0	278	0	0	0	278	55.6
7 Jashaun Corbin	4	126	32	0	100	0	258	64.5
81 J. Sternberger	5	0	256	0	0	0	256	51.2
2 Jhamon Ausbon	5	0	221	0	0	0	221	44.2
11 Kellen Mond	5	215	0	0	0	0	215	43.0
13 Kendrick Rogers	4	0	191	0	0	0	191	47.8
1 Quartney Davis	5	11	159	0	0	0	170	34.0
22 Kwame Etwi	4	102	16	0	50	0	168	33.6
6 Roshauud Paul	5	0	70	32	31	0	133	26.6
9 Hezekiah Jones	5	0	51	0	0	0	51	10.2
3 Vernon Jackson	4	49	0	0	0	0	49	12.2
12 C. Gillaspia	5	5	25	0	0	0	30	6.0
23 Jacob Kibodi	2	26	0	0	0	0	26	13.0
21 Deneric Prince	1	21	0	0	0	0	21	21.0
8 Connor Blumrick	1	20	0	0	0	0	20	20.0
46 Ryan Renick	4	0	8	0	10	0	18	4.5
10 Jalen Preston	5	0	14	0	0	0	14	2.8
26 Charles Strong	1	12	0	0	0	0	12	12.0
80 Trevor Wood	5	0	8	0	0	0	8	1.6
30 Andrew Boykin	1	0	8	0	0	0	8	8.0
17 Nick Starkel	4	-6	0	0	0	0	-6	-1.5
TOTAL	5	1161	1398	32	191	0	2782	556.4
OPPONENTS	5	425	1361	34	109	25	1954	390.8

FIELD GOALS

	FGM-FGA	Pct	01-19	20-29	30-39	40-49	50-99	Lg	Blk
36 Daniel LaCamera	3-5	60.0	0-0	0-1	0-0	2-2	1-2	52	1
47 Seth Small	6-8	75.0	0-0	1-1	3-5	1-1	1-1	52	0
TOTAL	9-13	69.2	0-0	1-2	3-5	3-3	2-3	52	1

FG SEQUENCE

TEXAS A&M	OPPONENTS
NORTHWESTERN ST	47,39
CLEMSON	-
ULM	(27),28
at Alabama	(47)
vs Arkansas	(47)
KENTUCKY	
at South Carolina	
at Mississippi State	
at Auburn	
OLE MISS	
UAB	
LSU	

Numbers in (parentheses) indicate field goal was made. * blocked

PUNTING

	No.	Yds	Avg	Long	TB	FC	I20	50+	Blkd
34 Braden Mann	18	964	53.6	73	6	4	6	10	0
TOTAL	18	964	53.6	73	6	4	6	10	0
OPPONENTS	37	1485	40.1	54	1	14	12	9	0

KICKOFFS

	No.	Yds	Avg	TB	OB	Retn	Net	YdLn
34 Braden Mann	35	2263	64.7	26	1			
TOTAL	35	2263	64.7	26	1	109	43.0	22
OPPONENTS	21	1162	55.3	6	2	191	39.1	25

SCORING

	TD	FGs	PATs			DXP	Saf	Points
			Kick	Rush	Rcv			
5 T. Williams	6	0-0	0-0	0-0	0	0-0	0	36
47 Seth Small	0	6-8	11-11	0-0	0	0-0	0	29
11 Kellen Mond	4	0-0	0-0	0-0	0	0-1	0	24
81 J. Sternberger	4	0-0	0-0	0-0	0	0-0	0	24
36 Daniel LaCamera	0	3-5	10-10	0-0	0	0-0	0	19
7 Jashaun Corbin	2	0-0	0-0	0-0	0	0-0	0	12
13 Kendrick Rogers	2	0-0	0-0	0-0	0	0-0	0	12
25 Tyrel Dodson	1	0-0	0-0	0-0	0	0-0	0	6
10 Jalen Preston	1	0-0	0-0	0-0	0	0-0	0	6
1 Quartney Davis	1	0-0	0-0	0-0	0	0-0	0	6
22 Kwame Etwi	1	0-0	0-0	0-0	0	0-0	0	6
TOTAL	22	9-13	21-21	0-0	0	0-1	0	180
OPPONENTS	14	3-6	14-14	0-0	0	0-0	0	107

INTERCEPTIONS

	No.	Yds	Avg	TD	Long
6 Donovan Wilson	1	0	0.0	0	0
11 Larry Pryor	1	0	0.0	0	0
TOTAL	2	0	0.0	0	0
OPPONENTS	4	25	6.2	0	20

PUNT RETURNS

	No.	Yds	Avg	TD	Long
6 Roshauud Paul	8	32	4.0	0	14
TOTAL	8	32	4.0	0	14
OPPONENTS	5	34	6.8	0	15

KICK RETURNS

	No.	Yds	Avg	TD	Long
22 Kwame Etwi	3	50	16.7	0	19
6 Roshauud Paul	2	31	15.5	0	18
46 Ryan Renick	1	10	10.0	0	10
7 Jashaun Corbin	1	100	100.0	1	100
TOTAL	7	191	27.3	1	100
OPPONENTS	6	109	18.2	0	29

FUMBLE RETURNS

	No.	Yds	Avg	TD	Long
25 Tyrel Dodson	0	0	0.0	1	0
TOTAL	0	0	0.0	1	0
OPPONENTS	2	9	4.5	0	6

TEXAS A&M DEFENSIVE STATISTICS

	GP	Tackles			TFL/Yds	Sacks		Pass Def		Fumbles		Blkd Kick	Saf
		Solo	Ast	Total		No-Yds	Int-Yds	BrUp	QBH	Rcv-Yds	FF		
42 Otaru Alaka	5	13	16	29	4.5-10	.	.	1
46 Landis Durham	5	12	10	22	5.0-11	2.5-8	.	.	2
25 Tyrel Dodson	5	14	8	22	1.5-3	.	.	2	1
26 D. Capers-Smith	5	13	9	22	3.5-7	.	.	1
6 Donovan Wilson	5	9	11	20	2.0-12	1.0-8	1-0
8 Kingsley Keke	5	5	14	19	5.0-16	2.5-7	.	.	1
4 Derrick Tucker	5	15	4	19	.	.	.	1
21 Charly Oliver	5	10	8	18	1.0-4	.	.	4	1
52 J. Madubuike	5	7	6	13	3.5-21	2.0-12	.	1	1	.	1	.	.
29 Debione Renfro	5	9	.	9	.	.	.	3
34 Daylon Mack	5	4	4	8	2.0-12	1.0-9	.	.	2	.	.	1	.
11 Larry Pryor	5	4	3	7	1.0-1	.	1-0
1 Buddy Johnson	4	4	2	6	2.5-3
9 Leon O'Neal	5	4	2	6	1.0-3
3 Tyree Johnson	5	1	5	6	0.5-1	.	.	.	2
5 Bobby Brown	5	1	4	5	1
28 Travon Fuller	4	3	1	4
93 Max Wright	5	.	2	2
92 Jayden Peevy	5	.	2	2	.	.	.	1
14 Keldrick Carper	3	.	2	2	.	.	.	2
56 Keeath Magee	2	1	1	2
16 Brian Johnson	5	.	1	1
73 Jared Hocker	5	1	.	1
90 T.D. Moton	2	1	.	1	1.0-2	1.0-2
45 Austin Frey	5	.	1	1
9 Hezekiah Jones	5	1	.	1
15 Jeremiah Martin	5	1	.	1
34 Braden Mann	5	1	.	1
12 C. Gillaspia	5	1	.	1
27 Roney Elam	5	1
TOTAL	5	135	116	251	34-106	10-46	2-0	17	11	.	1	1	.
OPPONENTS	5	211	172	383	30.0-121	17-89	4-25	16	22	3-9	5	1	.

LEADERS

SOLO TACKLES

4 D. Tucker	15
25 T. Dodson	14
42 O. Alaka	13
26 D. Capers-Smith	13
46 L. Durham	12

ASSISTED TACKLES

42 O. Alaka	16
8 K. Keke	14
6 D. Wilson	11
46 L. Durham	10
26 D. Capers-Smith	9

TACKLES FOR LOSS/YDS

8 K. Keke	5.0/16
46 L. Durham	5.0/11
42 O. Alaka	4.5/10
52 J. Madubuike	3.5/21
26 D. Capers-Smith	3.5/7

QB SACKS/YDS

46 L. Durham	2.5/8
8 K. Keke	2.5/7
52 J. Madubuike	2.0/12
34 D. Mack	1.0/9
6 D. Wilson	1.0/8

SPECIAL TEAMS TACKLES

6 D. Wilson	3
34 B. Mann	1
42 O. Alaka	1
11 L. Pryor	1
16 B. Johnson	1
9 L. O'Neal	1

PARTICIPATION CHART

Name	GP/GS	NSU	CLEM	ULM	BAMA	ARK	UK	SC	MSU	AUB	OM	UAB	LSU
42 Otaru Alaka	5/5	START	START	START	START	START							
51 Riley Anderson	2/-	XXX	...	XXX							
2 Jhamon Ausbon	5/5	START	START	START	START	START							
63 Cagan Baldree	1/-	XXX							
86 Glen Beal	4/-	XXX	...	XXX	XXX	XXX							
72 Colton Blanton	2/-	XXX	XXX	...							
8 Connor Blumrick	1/-	XXX							
30 Andrew Boykin	1/-	XXX							
5 Bobby Brown	5/-	XXX	XXX	XXX	XXX	XXX							
14 Camron Buckley	5/1	XXX	XXX	START	START	XXX							
26 D. Capers-Smith	5/4	START	START	START	START	XXX							
14 Keldrick Carper	3/-	XXX	XXX	XXX							
82 Caleb Chapman	2/-	XXX	XXX							
16 Klyde Chriss	2/-	XXX	...	XXX							
7 Jashaun Corbin	4/-	XXX	...	XXX	XXX	XXX							
1 Quartney Davis	5/4	START	XXX	START	START	START							
7 Mohamed Diallo	1/-	XXX							
74 Kellen Diesch	3/-	XXX	...	XXX	XXX	...							
25 Tyrel Dodson	5/5	START	START	START	START	START							
46 Landis Durham	5/5	START	START	START	START	START							
68 J. Dworaczyk	2/-	XXX	...	XXX							
27 Roney Elam	5/-	XXX	XXX	XXX	XXX	XXX							
94 Landry Estes	1/-	XXX							
22 Kwame Etwi	4/-	XXX	XXX	XXX	XXX	XXX							
45 Austin Frey	5/-	XXX	XXX	XXX	XXX	XXX							
28 Travon Fuller	5/-	XXX	XXX	XXX	XXX	XXX							
35 Riley Garner	5/-	XXX	XXX	XXX	XXX	XXX							
12 C. Gillaspia	5/2	START	XXX	XXX	START	XXX							
54 Carson Green	5/5	START	START	START	START	START							
19 Anthony Hines	1/-	...	XXX							
73 Jared Hocker	5/5	START	START	START	START	START							
85 Camron Horry	1/-	XXX							
18 Antonio Howard	1/-	XXX							
3 Vernon Jackson	4/-	XXX	XXX	...	XXX	XXX							
16 Brian Johnson	5/-	XXX	XXX	XXX	XXX	XXX							
1 Buddy Johnson	4/1	XXX	...	XXX	XXX	START							
3 Tyree Johnson	5/-	XXX	XXX	XXX	XXX	XXX							
9 Hezekiah Jones	5/-	XXX	XXX	XXX	XXX	XXX							
10 Myles Jones	4/-	XXX	...	XXX	XXX	XXX							
8 Kingsley Keke	5/5	START	START	START	START	START							
23 Jacob Kibodi	2/-	XXX	XXX	...							
36 Daniel LaCamera	2/-	XXX	XXX							
70 Connor Lanfear	4/-	XXX	...	XXX	XXX	XXX							
34 Daylon Mack	5/5	START	START	START	START	START							
52 J. Madubuike	5/5	START	START	START	START	START							
56 Keeath Magee	2/-	XXX	...	XXX							
34 Braden Mann	5/-	XXX	XXX	XXX	XXX	XXX							
15 Jeremiah Martin	5/-	XXX	XXX	XXX	XXX	XXX							
20 Reese Mason	1/-	XXX							
77 Ryan McCollum	4/-	XXX	...	XXX	XXX	XXX							
64 Erik McCoy	5/5	START	START	START	START	START							
49 Ben Miles	1/-	XXX							
11 Kellen Mond	5/5	START	START	START	START	START							
65 Dan Moore	5/5	START	START	START	START	START							
23 Jordan Moore	4/-	XXX	XXX	XXX	...	XXX							
90 T.D. Moton	2/-	XXX	...	XXX							
21 Charles Oliver	5/5	START	START	START	START	START							
9 Leon ONeal	5/-	XXX	XXX	XXX	XXX	XXX							
39 Jake Pagel	1/-	XXX							
6 Roshaud Paul	5/-	XXX	XXX	XXX	XXX	XXX							
92 Jayden Peevy	5/-	XXX	XXX	XXX	XXX	XXX							
76 Colton Prater	4/-	XXX	...	XXX	XXX	XXX							
10 Jalen Preston	5/-	XXX	XXX	XXX	XXX	XXX							
21 Deneric Prince	1/-	XXX							
11 Larry Pryor	5/-	XXX	XXX	XXX	XXX	XXX							
71 Grayson Reed	3/-	XXX	...	XXX	XXX	...							
29 Debione Renfro	5/5	START	START	START	START	START							
46 Ryan Renick	4/-	XXX	...	XXX	XXX	XXX							
99 Josh Rogers	3/-	XXX	XXX	XXX							
13 Kendrick Rogers	4/1	XXX	START	...	XXX	XXX							
47 Seth Small	3/-	XXX	XXX	XXX							
32 Hunter Smith	1/-	XXX							
17 Nick Starkel	4/-	XXX	XXX	XXX	XXX	...							
81 J. Sternberger	5/5	START	START	START	START	START							
26 Charles Strong	1/-	XXX							
78 K. Sutherland	5/5	START	START	START	START	START							
4 Derrick Tucker	5/5	START	START	START	START	START							
30 Cade Williams	1/-	XXX							
5 T. Williams	5/5	START	START	START	START	START							
6 Donovan Wilson	5/5	START	START	START	START	START							
80 Trevor Wood	5/2	XXX	START	XXX	XXX	START							
93 Max Wright	5/-	XXX	XXX	XXX	XXX	XXX							

RUSHING/RECEIVING/PASSING GAME-BY-GAME

RUSHING

Name	No-Yds/TD	NSU	CLEM	ULM	BAMA	ARK	UK	SC	MSU	AUB	OM	UAB	LSU
5 T. Williams	96-582/6	20-240/3	17-31/0	22-128/1	8-31/0	29-152/2							
11 Kellen Mond	54-215/4	6-3/1	10-33/0	9-67/2	18-98/1	11-14/0							
7 Jashaun Corbin	24-126/1	8-49/0	DNP	10-64/1	2-1/0	4-12/0							
22 Kwame Etwi	14-102/1	8-83/1	3-8/0	3-11/0	-	-							
3 Vernon Jackson	7-49/0	7-49/0	-	DNP	-	-							
23 Jacob Kibodi	3-26/0	3-26/0	DNP	DNP	-	DNP							
21 Deneric Prince	2-21/0	2-21/0	DNP	DNP	DNP	DNP							
8 Connor Blumrick	3-20/0	3-20/0	DNP	DNP	DNP	DNP							
26 Charles Strong	4-12/0	4-12/0	DNP	DNP	DNP	DNP							
1 Quartney Davis	1-11/0	-	-	1-11/0	-	-							
12 C. Gillaspia	1-5/0	-	1-5/0	-	-	-							
17 Nick Starkel	1-6/0	-	1-6/0	-	-	DNP							

RECEIVING

Name	No-Yds/TD	NSU	CLEM	ULM	BAMA	ARK	UK	SC	MSU	AUB	OM	UAB	LSU
14 Camron Buckley	18-278/0	3-44/0	4-93/0	2-28/0	4-41/0	5-72/0							
81 J. Sternberger	17-256/4	5-56/2	2-48/0	3-42/1	3-59/1	4-51/0							
2 Jhamon Ausbon	15-221/0	6-81/0	3-61/0	4-59/0	1-15/0	1-5/0							
13 Kendrick Rogers	13-191/2	2-33/0	7-120/2	DNP	4-38/0	-							
1 Quartney Davis	12-159/1	-	2-39/1	4-53/0	5-59/0	1-8/0							
6 Roshauud Paul	6-70/0	1-2/0	-	4-49/0	-	1-19/0							
5 T. Williams	6-61/0	1-2/0	3-40/0	-	1-6/0	1-13/0							
9 Hezekiah Jones	6-51/0	-	-	2-18/0	-	4-33/0							
7 Jashaun Corbin	4-32/0	1-8/0	DNP	-	3-24/0	-							
12 C. Gillaspia	3-25/0	1--1/0	1-21/0	-	1-5/0	-							
22 Kwame Etwi	1-16/0	-	-	-	1-16/0	-							
10 Jalen Preston	1-14/1	1-14/1	-	-	-	-							
30 Andrew Boykin	1-8/0	1-8/0	DNP	DNP	DNP	DNP							
80 Trevor Wood	1-8/0	-	1-8/0	-	-	-							
46 Ryan Renick	1-8/0	1-8/0	DNP	-	-	-							

PASSING

#11 KELLEN MOND

	Att	Comp	Int	Pct	Yards	TD	Long	Sack	Yds	Effic
NSU	25	17	0	68.0	184	2	34	2	17	156.2
CLEMSON	40	23	0	57.5	430	3	69	3	13	172.5
ULM	24	16	0	66.7	210	1	25	1	4	153.9
at Alabama	33	16	2	48.5	196	1	26	7	31	96.3
vs Arkansas	26	17	2	65.4	201	0	26	3	18	114.9
KENTUCKY										
at South Carolina										
at Mississippi St										
at Auburn										
OLE MISS										
UAB										
LSU										
TOTALS	148	89	4	60.1	1221	7	69	16	83	139.6

#17 NICK STARKEL

	Att	Comp	Int	Pct	Yards	TD	Long	Sack	Yds	Effic
NSU	8	5	0	62.5	63	1	20	0	0	169.9
CLEMSON	0	0	0	0	0	0	0	1	0	0
ULM	3	3	0	100.0	39	0	25	0	0	209.2
at Alabama	11	7	0	63.6	67	0	16	0	0	114.8
vs Arkansas										- Did Not Play -
KENTUCKY										
at South Carolina										
at Mississippi St										
at Auburn										
OLE MISS										
UAB										
LSU										
TOTALS	22	15	0	68.2	169	1	25	1	6	147.7

#8 CONNOR BLUMRICK

	Att	Comp	Int	Pct	Yards	TD	Long	Sack	Yds	Effic
NSU	1	1	0	100.0	8	0	8	0	0	167.2
CLEMSON										- Did Not Play -
ULM										- Did Not Play -
at Alabama										- Did Not Play -
vs Arkansas										- Did Not Play -
KENTUCKY										
at South Carolina										
at Mississippi St										
at Auburn										
OLE MISS										
UAB										
LSU										
TOTALS	1	1	0	100.0	8	0	8	0	0	167.2

TACKLES GAME-BY-GAME

Name	Solo-Ast	Total	NSU	CLEM	ULM	BAMA	ARK	UK	SC	MSU	AUB	OM	UAB	LSU
42 Otaru Alaka	13-16	29	0-1	3-7	2-3	5-1	3-4							
46 Landis Durham	12-10	22	1-0	1-2	4-2	4-3	2-3							
26 D. Capers-Smith	13-9	22	-	3-1	1-2	4-4	5-2							
25 Tyrel Dodson	14-8	22	2-2	5-2	2-2	4-0	1-2							
6 Donovan Wilson	9-11	20	1-2	3-3	3-3	0-2	2-1							
8 Kingsley Keke	5-14	19	1-1	1-3	1-4	1-3	1-3							
4 Derrick Tucker	15-4	19	1-0	2-1	5-1	4-1	3-1							
21 Charles Oliver	10-8	18	1-2	4-2	-	4-2	1-2							
52 J. Madubuike	7-6	13	-	2-1	2-0	1-3	2-2							
29 Debione Renfro	9-0	9	1-0	1-0	3-0	3-0	1-0							
34 Daylon Mack	4-4	8	1-1	0-1	0-1	1-0	2-1							
11 Larry Pryor	4-3	7	2-0	-	0-1	2-2	-							
1 Buddy Johnson	4-2	6	3-1	DNP	0-1	1-0	-							
3 Tyree Johnson	1-5	6	-	0-2	1-3	-	-							
9 Leon ONeal	4-2	6	1-1	-	1-1	2-0	-							
5 Bobby Brown	1-4	5	1-1	-	0-2	-	0-1							
28 Travon Fuller	3-1	4	2-1	-	1-0	-	DNP							
92 Jayden Peevy	0-2	2	-	-	0-1	0-1	-							
14 Keldrick Carper	0-2	2	0-1	0-1	DNP	DNP	-							
56 Keeath Magee	1-1	2	1-0	DNP	0-1	DNP	DNP							
93 Max Wright	0-2	2	0-1	-	0-1	-	-							
15 Jeremiah Martin	1-0	1	1-0	-	-	-	-							
16 Brian Johnson	0-1	1	-	-	0-1	-	-							
45 Austin Frey	0-1	1	0-1	-	-	-	-							
9 Hezekiah Jones	1-0	1	-	-	-	-	1-0							
73 Jared Hocker	1-0	1	-	-	-	-	-							
90 T.D. Moton	1-0	1	-	DNP	1-0	DNP	DNP							
34 Braden Mann	1-0	1	-	1-0	-	-	-							
12 C. Gillaspia	1-0	1	-	-	-	-	1-0							

SEASON SUPERLATIVES

TEXAS A&M

INDIVIDUAL GAME HIGHS

Rushes	29	T. Williams vs Arkansas (Sep 29, 2018)
Yards Rushing	240	T. Williams vs NSU (Aug 30, 2018)
TD Rushes	3	T. Williams vs NSU (Aug 30, 2018)
Long Rush	73	T. Williams vs NSU (Aug 30, 2018)
Pass attempts	40	Kellen Mond vs Clemson (Sep 08, 2018)
Pass completions	23	Kellen Mond vs Clemson (Sep 08, 2018)
Yards Passing	430	Kellen Mond vs Clemson (Sep 08, 2018)
TD Passes	3	Kellen Mond vs Clemson (Sep 08, 2018)
Long Pass	69	Kellen Mond vs Clemson (Sep 08, 2018)
Receptions	7	Kendrick Rogers vs Clemson (Sep 08, 2018)
Yards Receiving	120	Kendrick Rogers vs Clemson (Sep 08, 2018)
TD Receptions	2	J. Sternberger vs NSU (Aug 30, 2018)
		Kendrick Rogers vs Clemson (Sep 08, 2018)
Long Reception	69	Camron Buckley vs Clemson (Sep 08, 2018)
Field Goals	3	Seth Small at Alabama (Sep 22, 2018)
Long Field Goal	52	Daniel LaCamera vs NSU (Aug 30, 2018)
		Seth Small at Alabama (Sep 22, 2018)
Punts	5	Braden Mann vs Clemson (Sep 08, 2018)
		Braden Mann at Alabama (Sep 22, 2018)
Punting Avg	60.8	Braden Mann at Alabama (Sep 22, 2018)
Long Punt	73	Braden Mann vs Clemson (Sep 08, 2018)
Punts inside 20	2	Braden Mann vs Arkansas (Sep 29, 2018)
Long Punt Return	14	Roshauud Paul vs Clemson (Sep 08, 2018)
Long Kickoff Return	100	Jashaun Corbin vs Arkansas (Sep 29, 2018)
Tackles	10	Otaro Alaka vs Clemson (Sep 08, 2018)
Sacks	1.5	Kingsley Keke vs Arkansas (Sep 29, 2018)
		Landis Durham vs Arkansas (Sep 29, 2018)
Tackles For Loss	2.5	Otaro Alaka vs Clemson (Sep 08, 2018)
Interceptions	1	Donovan Wilson vs Arkansas (Sep 29, 2018)
		Larry Pryor vs ULM (Sep 15, 2018)

TEAM GAME HIGHS

Rushes	61	vs NSU (Aug 30, 2018)
Yards Rushing	503	vs NSU (Aug 30, 2018)
Yards Per Rush	8.2	vs NSU (Aug 30, 2018)
TD Rushes	5	vs NSU (Aug 30, 2018)
Pass attempts	44	at Alabama (Sep 22, 2018)
Pass completions	23	vs NSU (Aug 30, 2018)
		vs Clemson (Sep 08, 2018)
		at Alabama (Sep 22, 2018)
Yards Passing	430	vs Clemson (Sep 08, 2018)
Yards Per Pass	10.8	vs Clemson (Sep 08, 2018)
TD Passes	3	vs NSU (Aug 30, 2018)
		vs Clemson (Sep 08, 2018)
Total Plays	96	vs NSU (Aug 30, 2018)
Total Offense	758	vs NSU (Aug 30, 2018)
Yards Per Play	7.9	vs NSU (Aug 30, 2018)
Points	59	vs NSU (Aug 30, 2018)
Sacks By	5	vs Arkansas (Sep 29, 2018)
First Downs	40	vs NSU (Aug 30, 2018)
Penalties	8	vs NSU (Aug 30, 2018)
Penalty Yards	95	vs NSU (Aug 30, 2018)
Turnovers	2	vs Clemson (Sep 08, 2018)
		at Alabama (Sep 22, 2018)
		vs Arkansas (Sep 29, 2018)
Interceptions By	1	vs ULM (Sep 15, 2018)
		vs Arkansas (Sep 29, 2018)
Punts	5	vs Clemson (Sep 08, 2018)
		at Alabama (Sep 22, 2018)
Punting Avg	60.8	at Alabama (Sep 22, 2018)
Long Punt	73	vs Clemson (Sep 08, 2018)
Punts inside 20	2	vs Arkansas (Sep 29, 2018)
Long Punt Return	14	vs Clemson (Sep 08, 2018)

OPPONENTS

INDIVIDUAL GAME HIGHS

Rushes	15	K. BRYANT of Clemson (Sep 08, 2018)
Yards Rushing	54	K. BRYANT of Clemson (Sep 08, 2018)
TD Rushes	1	ETIENNE of Clemson (Sep 08, 2018)
		K. BRYANT of Clemson (Sep 08, 2018)
		Josh Jacobs of Alabama (Sep 22, 2018)
		Tua Tagovailoa of Alabama (Sep 22, 2018)
		Cole Kelley of Arkansas (Sep 29, 2018)
Long Rush	35	Damien Harris of Alabama (Sep 22, 2018)
Pass attempts	30	Tua Tagovailoa, of Alabama (Sep 22, 2018)
Pass completions	22	Tua Tagovailoa of Alabama (Sep 22, 2018)
Yards Passing	387	Tua Tagovailoa of Alabama (Sep 22, 2018)
TD Passes	4	Tua Tagovailoa of Alabama (Sep 22, 2018)
Long Pass	71	Holgorsen, Clay of NSU (Aug 30, 2018)
Receptions	6	Jerry Judy of Alabama (Sep 22, 2018)
Yards Receiving	129	Ferguson, Jazz of NSU (Aug 30, 2018)
TD Receptions	2	Hale Hentges of Alabama (Sep 22, 2018)
Long Reception	71	Ferguson, Jazz of NSU (Aug 30, 2018)
Field Goals	1	Ford, Craig of ULM (Sep 15, 2018)
		Joseph Bulovas of Alabama (Sep 22, 2018)
		Connor Limpert of Arkansas (Sep 29, 2018)
Long Field Goal	47	Joseph Bulovas of Alabama (Sep 22, 2018)
		Connor Limpert of Arkansas (Sep 29, 2018)
Punts	9	Pastorello, Par of NSU (Aug 30, 2018)
Punting Avg	43.2	Reid Bauer of Arkansas (Sep 29, 2018)
Long Punt	54	Pastorello, Par of NSU (Aug 30, 2018)
Punts inside 20	4	Pastorello, Par of NSU (Aug 30, 2018)
Long Punt Return	15	Jaylen Waddle of Alabama (Sep 22, 2018)
Long Kickoff Return	29	Ward, Myles of NSU (Aug 30, 2018)
Tackles	16	De'Jon Harris of Arkansas (Sep 29, 2018)
Sacks	3.0	Isaiah Buggs of Alabama (Sep 22, 2018)
Tackles For Loss	3.5	Isaiah Buggs of Alabama (Sep 22, 2018)
Interceptions	2	Dre Greenlaw of Arkansas (Sep 29, 2018)

TEAM GAME HIGHS

Rushes	32	Clemson (Sep 08, 2018)
Yards Rushing	125	ULM (Sep 15, 2018)
Yards Per Rush	4.3	ULM (Sep 15, 2018)
TD Rushes	2	Clemson (Sep 08, 2018)
		Alabama (Sep 22, 2018)
Pass attempts	35	NSU (Aug 30, 2018)
Pass completions	25	Alabama (Sep 22, 2018)
Yards Passing	415	Alabama (Sep 22, 2018)
Yards Per Pass	12.6	Alabama (Sep 22, 2018)
TD Passes	4	Alabama (Sep 22, 2018)
Total Plays	61	Alabama (Sep 22, 2018)
Total Offense	524	Alabama (Sep 22, 2018)
Yards Per Play	8.6	Alabama (Sep 22, 2018)
Points	45	Alabama (Sep 22, 2018)
Sacks By	7	Alabama (Sep 22, 2018)
First Downs	24	Alabama (Sep 22, 2018)
Penalties	11	NSU (Aug 30, 2018)
Penalty Yards	93	NSU (Aug 30, 2018)
Turnovers	1	ULM (Sep 15, 2018)
		Arkansas (Sep 29, 2018)
Interceptions By	2	Alabama (Sep 22, 2018)
		Arkansas (Sep 29, 2018)
Punts	9	NSU (Aug 30, 2018)
Punting Avg	43.2	Arkansas (Sep 29, 2018)
Long Punt	54	NSU (Aug 30, 2018)
Punts inside 20	4	NSU (Aug 30, 2018)
Long Punt Return	15	Alabama (Sep 22, 2018)

MISCELLANEOUS STATISTICS

STARTING FIELD POSITION

	A&M Avg. Start	Opp. Avg. Start	A&M Advantage
NSU	own 26	own 22	+4
CLEMSON	own 26	own 27	-1
ULM	own 24	own 23	+1
at Alabama	own 25	own 28	-3
vs Arkansas	own 35	own 21	+14
KENTUCKY			
at South Carolina			
at Mississippi St			
at Auburn			
OLE MISS			
UAB			
LSU			
Totals	own 27.8	own 24.9	

POINTS OFF TURNOVERS

Opponent	TEXAS A&M				OPPONENTS			
	TOs	TDs	FG-Att	Pts.	A&M TOs	TDs	FG-Att	Pts.
NSU	0	0	0-0	0	1	1	0-0	7
CLEMSON	0	0	0-0	0	2	1	0-0	7
ULM	1	1	0-0	7	0	0	0-0	0
at Alabama	0	0	0-0	0	2	1	1-1	10
vs Arkansas	1	0	0-0	0	2	0	0-0	0
KENTUCKY								
at South Carolina								
at Mississippi St								
at Auburn								
OLE MISS								
UAB								
LSU								
Totals	2 (4/0, 2 int)	1	0-0	7	7 (5/3, 4 int)	3	1-1	24

F/L: total fumbles/fumbles lost

PENALTIES

	A&M Pen.-Yds.	Opp. Pen.-Yds.	A&M Yd Diff
NSU	8-95	11-93	+2
CLEMSON	5-32	4-49	-17
ULM	5-55	4-38	+7
at Alabama	4-50	9-82	-32
vs Arkansas	7-44	6-61	-17
KENTUCKY			
at South Carolina			
at Mississippi St			
at Auburn			
OLE MISS			
UAB			
LSU			
Totals (per gm avg.)	29-276 (55.2)	34-323 (64.6)	

GAME-OPENING DRIVES

	TEXAS A&M					OPPONENTS				
	Pts	Res	1Dn	PI-Yds	Time	Pts	Res	1Dn	PI-Yds	Time
NSU	7	TD	2	3-93	1:24	0	PUNT	0	3-9	1:55
CLEMSON	0	Miss FG	3	11-66	5:12	0	PUNT	0	3-(6)	1:51
ULM	7	TD	5	9-84	3:47	0	PUNT	1	5-24	2:21
at Alabama	0	INT	0	2-0	0:42	7	TD^	1	1-30	0:08
vs Arkansas	7	TD	5	9-79	4:50	0	PUNT	0	3-2	1:20
KENTUCKY										
at South Carolina										
at Mississippi St										
at Auburn										
OLE MISS										
UAB										
LSU										
Totals	21	15	7-64*	3:11*		7	1	3-12*	1:31*	

* average / does not include return TDs

^ drive began following turnover

SECOND HALF-OPENING DRIVES

	TEXAS A&M					OPPONENTS				
	Pts	Res	1Dn	PI-Yds	Time	Pts	Res	1Dn	PI-Yds	Time
NSU	7	TD	3	6-65	2:40	0	PUNT	0	3-3	0:51
CLEMSON	3	FG	1	5-34	2:28	0	PUNT	0	3-(8)	1:55
ULM	0	PUNT	1	6-27	3:17	0	PUNT	0	3-(1)	2:19
at Alabama	0	PUNT	0	3-(10)	0:59	0	PUNT	1	6-14	2:29
vs Arkansas	0	PUNT	1	6-11	4:57	3	FG	2	9-46	3:44
KENTUCKY										
at South Carolina										
at Mississippi St										
at Auburn										
OLE MISS										
UAB										
LSU										
Totals	10	6	5-25*	2:52*		3	3	5-11*	2:15*	

* average

^ drive began following turnover

A&M SCORING DRIVES

	Scoring Drives	TIME		PLAYS		5 or less	1-Play
		Total	Avg	Total	Avg		
NSU	9	29:04	3:13	75	8.3	1	0
CLEMSON	5	8:54	1:47	24	4.8	3	0
ULM	7	29:16	4:11	64	9.1	0	0
at Alabama	5	19:48	3:58	41	8.2	1	0
vs Arkansas	3	10:57	3:39	23	7.7	0	0
KENTUCKY							
at South Carolina							
at Mississippi St							
at Auburn							
OLE MISS							
UAB							
LSU							
Totals	29	97:59	3:22	227	7.8	5	0

* not including overtime possessions or defensive/special teams touchdowns

STARTING LINEUPS

OFFENSIVE STARTERS

	WR	LT	LG	C	RG	RT	TE/WR	RB/WR/TE	WR	QB	RB/WR
NORTHWESTERN ST	DAVIS	MOORE	SUTHERLAND	MCCOY	HOCKER	GREEN	STERNBERGER	GILLASPIA	AUSBON	MOND	WILLIAMS
CLEMSON	ROGERS	MOORE	SUTHERLAND	MCCOY	HOCKER	GREEN	STERNBERGER	WOOD	AUSBON	MOND	WILLIAMS
ULM	DAVIS	MOORE	SUTHERLAND	MCCOY	HOCKER	GREEN	STERNBERGER	BUCKLEY	AUSBON	MOND	WILLIAMS
at Alabama	DAVIS	MOORE	SUTHERLAND	MCCOY	HOCKER	GREEN	STERNBERGER	GILLASPIA	AUSBON	MOND	WILLIAMS
vs Arkansas	DAVIS	MOORE	HOCKER	MCCOY	SUTHERLAND	GREEN	STERNBERGER	WOOD	AUSBON	MOND	WILLIAMS
KENTUCKY											
at South Carolina											
at Mississippi St											
at Auburn											
OLE MISS											
UAB											
LSU											

DEFENSIVE STARTERS

	DE	DT	DT	DE	LB	LB	LB/NICKLE	CB	CB	SS	FS
NORTHWESTERN ST	DURHAM	MADUBUIKE	MACK	KEKE	ALAKA	DODSON	CAPERS-SMITH*	OLIVER	RENFRO	TUCKER	WILSON
CLEMSON	DURHAM	MADUBUIKE	MACK	KEKE	ALAKA	DODSON	CAPERS-SMITH*	OLIVER	RENFRO	TUCKER	WILSON
ULM	DURHAM	MADUBUIKE	MACK	KEKE	ALAKA	DODSON	CAPERS-SMITH*	OLIVER	RENFRO	TUCKER	WILSON
at Alabama	DURHAM	MADUBUIKE	MACK	KEKE	ALAKA	DODSON	CAPERS-SMITH*	OLIVER	RENFRO	TUCKER	WILSON
vs Arkansas	DURHAM	MADUBUIKE	MACK	KEKE	ALAKA	DODSON	BU. JOHNSON	OLIVER	RENRO	TUCKER	WILSON
KENTUCKY											
at South Carolina											
at Mississippi St											
at Auburn											
OLE MISS											
UAB											
LSU											

* Started as a nickel back

START CHART

	Career Starts	Consec Starts
Otaru Alaka	38	31
Erik McCoy	31	31
Keaton Sutherland	28	11
Kingsley Keke	26	26
Donovan Wilson	20	5
Connor Lanfear	19	-
Jhamon Ausbon	18	18
Tyrel Dodson	18	18
Trayveon Williams	18	14
Debione Renfro	16	16
Charles Oliver	16	8
Landis Durham	15	14
Colton Prater	15	-
Kellen Mond	13	5
Derrick Tucker	12	5
Deshawn Capers-Smith	10	-
Carson Green	9	8
Larry Pryor	8	-
Daylon Mack	7	6
Jared Hocker	7	6
Ryan McCollum	6	-
Dan Moore, Jr.	6	5
Buddy Johnson	6	1
Justin Madubuike	5	5
Jace Sternberger	5	5
Nick Starkel	5	-
Quartney Davis	4	3
Antonio Howard	4	-
Myles Jones	4	-
Trevor Wood	2	1
Cullen Gillaspia	2	-
Michael Clemons	2	-
Keldrick Carper	2	-
Kendrick Rogers	2	-
Camron Buckley	1	-
Aaron Hansford	1	-

12TH MAN REP

	12th Man	#
NSU	Gillaspia	26
CLEMSON	Gillaspia	27
ULM	Gillaspia	28
BAMA	Gillaspia	29
vs Ark	Gillaspia	30
KENTUCKY		
at SC		
at MSU		
at Auburn		
OLE MISS		
UAB		
LSU		

- appearances as 12th Man representative

TEXAS A&M'S 20-PLUS YARD PLAYS (40)

Yards	Type	Player(s)	Opponent
*100	KR	Jashaun Corbin	Arkansas
*78	FGR	Tyrel Dodson	ULM
*73	Rush	T. Williams	NSU
69	Pass	Camron Buckley from Kellen Mond	Clemson
54	Rush	Kellen Mond	Alabama
*40	Rush	T. Williams	NSU
34	Rush	Kellen Mond	Alabama
34	Pass	Camron Buckley from Kellen Mond	NSU
31	Pass	J. Sternberger from Kellen Mond	NSU
30	Pass	Kendrick Rogers from Kellen Mond	Clemson
28	Pass	J. Sternberger from Kellen Mond	Clemson
27	Rush	T. Williams	Arkansas
26	Pass	J. Sternberger from Kellen Mond	Arkansas
26	Pass	Quartney Davis from Kellen Mond	Alabama
26	Pass	Jhamon Ausbon from Kellen Mond	Clemson
25	Pass	Roshauud Paul from Kellen Mond	ULM
25	Pass	Quartney Davis from Nick Starkel	ULM
24	Pass	J. Sternberger from Kellen Mond	Alabama
24	Pass	Jhamon Ausbon from Kellen Mond	ULM
*24	Pass	Kendrick Rogers from Kellen Mond	Clemson
23	Pass	Camron Buckley from Kellen Mond	Arkansas
23	Rush	Kellen Mond	ULM
23	Rush	Kellen Mond	Clemson
23	Pass	Quartney Davis from Kellen Mond	Clemson
22	Pass	Camron Buckley from Kellen Mond	ULM
22	Rush	Vernon Jackson	NSU
21	Pass	Camron Buckley from Kellen Mond	Alabama
21	Pass	Jhamon Ausbon from Kellen Mond	NSU
21	Pass	Jhamon Ausbon from Kellen Mond	NSU
21	Pass	C. Gillaspia from Kellen Mond	Clemson
21	Rush	T. Williams	ULM
21	Pass	Kendrick Rogers from Kellen Mond	Clemson
20	Pass	Camron Buckley from Kellen Mond	Arkansas
20	Pass	J. Sternberger from Kellen Mond	Alabama
20	Pass	J. Sternberger from Kellen Mond	Clemson
*20	Pass	J. Sternberger from Kellen Mond	ULM
20	Pass	Jhamon Ausbon from Kellen Mond	Clemson
20	Pass	Kendrick Rogers from Nick Starkel	NSU

* touchdown scored on play

BY LENGTH		
Yards	No.	TD
100+	1	1
90-99	0	0
80-89	0	0
70-79	2	2
60-69	1	0
50-59	2	0
40-49	1	1
30-39	3	0
20-29	30	2

BY PLAY TYPE		
Type	No.	TD
Rushing	11	2
Passing	27	2
Punt returns	0	0
Kick returns	1	1
Interceptions	0	0
Fumble returns	0	0
Other	1	1
TOTAL	40	6

20-YARD PLUS BY PLAYER									
Player	No.	TD	R	P	KR	PR	IR	FR	FR
J. Sternberger	7	1	0	7	0	0	0	0	0
Camron Buckley	6	0	0	6	0	0	0	0	0
Kellen Mond	6	0	6	0	0	0	0	0	0
Jhamon Ausbon	5	0	0	5	0	0	0	0	0
T. Williams	4	2	4	0	0	0	0	0	0
Kendrick Rogers	4	1	0	4	0	0	0	0	0
Quartney Davis	3	0	0	3	0	0	0	0	0
Jashaun Corbin	1	1	0	0	1	0	0	0	0
Tyrel Dodson	1	1	0	0	0	0	0	0	1
Vernon Jackson	1	0	1	0	0	0	0	0	0
Roshauud Paul	1	0	0	1	0	0	0	0	0
C. Gillaspia	1	0	0	1	0	0	0	0	0
TOTAL	40	6	11	27	1	0	0	0	1

LONGEST PLAYS OF 2018	
RUSHING	
73	Trayveon Williams vs Northwestern State.....Aug. 30
RUSHING TOUCHDOWN	
73	Trayveon Williams vs Northwestern State.....Aug. 30
PASSING	
69	Camron Buckley from Kellen Mond vs ClemsonSept. 8
PASSING TOUCHDOWN	
24	Kendrick Rogers from Kellen Mond vs ClemsonSept. 8
PUNT RETURN	
14	Roshauud Paul vs ClermsonSept. 8
KICK RETURN	
100	Jashaun Corbin vs ArkansasSept. 29
INTERCEPTION RETURN	
None	
FUMBLE RETURN	
None	
PUNT	
73	Braden Mann vs Clemson.....Sept. 8
FIELD GOAL	
52	Daniel LaCamera vs Northwestern StateAug. 30
52	Seth Small at AlabamaSept. 22

BY OPPONENT												
	NSU	CLEM	ULM	BAMA	ARK	UK	SC	MSU	AUB	OM	UAB	LSU
Rushing	3	1	2	2	3							
Passing	5	10	5	4	3							
Punt returns	0	0	0	0	0							
Kick returns	0	0	0	0	1							
Interceptions	0	0	0	0	0							
Fumble returns	0	0	0	0	0							
Other	0	0	1	0	0							
TOTAL	8	11	8	6	7							

OPPONENT'S 20-PLUS YARD PLAYS (21)

Yards	Type	Player(s)	Team
*71	Pass	Ferguson, Jazz from Holgorsen, Clay	Northwestern State
64	Pass	Amari Rodgers from Kelly Bryant	Clemson
*64	Pass	Tee Higgins from Trevor Lawrence	Clemson
*57	Pass	Henry Ruggs III from Tua Tagovailoa	Alabama
52	Pass	Damien Harris from Tua Tagovailoa	Alabama
50	Pass	Tee Higgins from Kelly Bryant	Clemson
44	Pass	Green, Marcus from Evans, Caleb	ULM
44	Pass	Ferguson, Jazz from Eppler, Shelton	Northwestern State
42	Pass	Irv Smith Jr. from Tua Tagovailoa	Alabama
40	Pass	Hunter Renfrow from Kelly Bryant	Clemson
36	Pass	Cheyenne O'Grady from Ty Storey	Arkansas
36	Pass	Jackson, Zachari from Evans, Caleb	ULM
35	Rush	Damien Harris	Alabama
34	Pass	McCray, Markis from Evans, Caleb	ULM
*30	Pass	DeVonta Smith from Tua Tagovailoa	Alabama
*29	Pass	Mike Woods from Ty Storey	Arkansas
29	Rush	Gore, Derrick	ULM
29	KR	Ward, Myles	Northwestern State
28	Pass	Turner, R.J. from Evans, Caleb	ULM
28	Rush	Travis Etienne	Clemson
27	Rush	Kelly Bryant	Clemson
25	Rush	Rakeem Boyd	Arkansas
25	Pass	Josh Jacobs from Tua Tagovailoa	Alabama
24	Pass	Cheyenne O'Grady from Ty Storey	Arkansas
24	KR	Ward, Myles	Northwestern State
*23	Pass	Hale Hentges from Tua Tagovailoa	Alabama
23	Rush	Myers, Javin	ULM
21	Pass	Mike Woods from Ty Storey	Arkansas
21	Pass	Irv Smith Jr. from Tua Tagovailoa	Alabama
21	Pass	Jerry Jeudy from Tua Tagovailoa	Alabama
20	Pass	Jerry Jeudy from Tua Tagovailoa	Alabama
20	INT	Patrick Surtain	TAMU

* touchdown scored on play

BY LENGTH		
Yards	No.	TD
100+	0	0
90-99	0	0
80-89	0	0
70-79	1	1
60-69	2	1
50-59	3	1
40-49	4	0
30-39	5	1
20-29	17	2

BY PLAY TYPE		
Type	No.	TD
Rushing	6	0
Passing	23	6
Punt returns	0	0
Kick returns	2	0
Interceptions	1	0
Fumble returns	0	0
Other	0	0
TOTAL	27	5

LONGEST PLAYS OF 2018

RUSHING

35 Damien Harris of Alabama Sept. 22

RUSHING TOUCHDOWN

3 Josh Jacobs of Alabama Sept. 22

PASSING

71 Jazz Ferguson of Northwestern State Aug. 30

PASSING TOUCHDOWN

71 Jazz Ferguson of Northwestern State Aug. 30

PUNT RETURN

15 Jaylen Waddle of Alabama Sept. 22

KICK RETURN

29 Myles Ward of Northwestern State Aug. 30

INTERCEPTION RETURN

20 Patrick Surtain of Alabama Sept. 22

FUMBLE RETURN

6 Desmond Prejean of Northwestern State Aug. 30

PUNT

54 Parker Pastorello of Northwestern State Aug. 30

FIELD GOAL

47 Joseph Bulovas of Alabama Sept. 22

47 Connor Limpert of Arkansas Sept. 29

THE LAST TIME...

100-YARD RUSHER

by A&M..... 152, Trayveon Williams vs Arkansas (Sept. 29, 2018)
by Opp..... 150, M Colburn of Wake Forest (Dec. 29, 2017)

TWO 100-YARD RUSHERS

by A&M..... 109, Kellen Mond vs Arkansas (Sept. 23, 2017)
102, Keith Ford vs Arkansas (Sept. 23, 2017)
by Opp..... 127, Derrius Guice of LSU (Nov. 25, 2017)
106, Darrel Williams of LSU (Nov. 25, 2017)

200-YARD RUSHER

by A&M..... 240, Trayveon Williams vs Northwestern State (Aug. 30, 2018)
by Opp..... 285, Derrius Guice of LSU (Nov. 24, 2016)

60-YARD RUSH PLAY

by A&M..... 73, Trayveon Williams vs Northwestern State (Aug. 30, 2018)
by Opp..... 66, M Colburn of Wake Forest (Dec. 29, 2017)

THREE-OR-MORE RUSHING TDs

by A&M..... 3, Trayveon Williams vs Northwestern State (Aug. 30, 2018)
by Opp..... 4, Derrius Guice of LSU (Nov. 24, 2016)

TEAM RUSHED FOR 300 YARDS

by A&M..... 503 vs Northwestern State (Aug. 30, 2018)
by Opp..... 365, Mississippi State (Nov. 5, 2016)

TEAM RUSHED FOR LESS THAN 100 YARDS

by A&M..... 71 vs Clemson (Sept. 8, 2018)
by Opp..... 55 by Arkansas (Sept. 29, 2018)

300-YARD PASSER

by A&M..... 430, Kellen Mond vs Clemson (Sept. 8, 2018)
by Opp..... 387, Tua Tagovailoa of Alabama (Sept. 22, 2018)

400-YARD PASSER

by A&M..... 430, Kellen Mond vs Clemson (Sept. 8, 2018)
by Opp..... 400, J Wolford of Wake Forest (Dec. 29, 2017)

SCORED ON OVER A 50-YARD PASS PLAY

by A&M..... 52 yds, Christian Kirk from Nick Starkel vs Wake Forest (Dec. 29, 2017)
by Opp.... 57 yds, Henry Ruggs III from Tua Tagovailoa of Alabama (Sept. 22, 2018)

30 PASS COMPLETIONS

by A&M..... 42, Nick Starkel vs Wake Forest (Dec. 29, 2017)
by Opp..... 32, J Wolford of Wake Forest (Dec. 29, 2017)

40 PASS ATTEMPTS

by A&M..... 40, Kellen Mond vs Clemson (Sept. 8, 2018)
by Opp..... 49, J Wolford of Wake Forest (Dec. 29, 2017)

THREE-OR-MORE TD PASSES

by A&M..... 3, Kellen Mond vs Clemson (Sept. 8, 2018)
by Opp..... 4, Tua Tagovailoa of Alabama (Sept. 22, 2018)

FOUR-OR-MORE TD PASSES

by A&M..... 4, Nick Starkel vs Wake Forest (Dec. 29, 2017)
by Opp..... 4, Tua Tagovailoa of Alabama (Sept. 22, 2018)

100-YARD RECEIVER

by A&M..... 120, Kendrick Rogers vs Clemson (Sept. 8, 2018)
by Opp..... 129, Jazz Ferguson of Northwestern State (Aug. 30, 2018)

10-OR-MORE RECEIVERS

by A&M..... 11 vs Northwestern State (Aug. 30, 2018)
by Opp..... 10, LSU (Nov. 25, 2016)

10-OR-MORE RECEPTIONS

by A&M..... 13, Christian Kirk & 12, Jhamon Ausbon vs Wake Forest (Dec. 29, 2017)
by Opp..... 12, Keenan Barnes of Louisiana (Sept. 16, 2017)

FOUR FIELD GOALS

by A&M..... 4, Daniel LaCamera at Florida (Oct. 14, 2017)
by Opp..... 4, Daniel Carlson of Auburn (Nov. 7, 2015)

50-YARD FIELD GOAL

by A&M..... 52, Seth Small at Alabama (Sept. 22, 2018)
by Opp..... 51, Caleb Sturgis of Florida (Sept. 8, 2012)

60-YARD FIELD GOAL

by A&M..... 62, Terence Kitchens vs Southern Miss (Sept. 25, 1999)

RECORDED A BLOCKED PUNT

by A&M..... Roshaud Paul & D. Capers-Smith vs Wake Forest (1st Qtr) (Dec. 29, 2017)
by Opp..... Nick Ruffin of Auburn (2nd Qtr) (Nov. 4, 2017)

RECORDED A BLOCKED FIELD GOAL ATTEMPT

by A&M..... Daylon Mack vs ULM (2nd Qtr) (Sept. 15, 2018)
by Opp..... Dexter Lawrence of Clemson (2nd Qtr) (Sept. 8, 2018)

A KICKOFF WAS RETURNED FOR A TD

by A&M..... 100 yards, Jashaun Corbin vs Arkansas (Sept. 29, 2018)
by Opp..... 100 yards, Elijah Lilly of New Mexico (Nov. 11, 2017)

PUNT RETURN FOR A TD

by A&M..... 90 yards, Christian Kirk vs New Mexico (Nov. 11, 2017)
by Opp..... 59 yards, J Bates of Wake Forest (Dec. 29, 2017)

BLOCKED PUNT RETURN FOR A TD

by A&M..... Charles Oliver vs Wake Forest, 0 yards (Dec. 29, 2017)
by Opp..... Malik Miller of Auburn, 0 yards (Nov. 4, 2017)

INTERCEPTION RETURNED FOR A TD

by A&M..... Derrick Tucker at Ole Miss, 19 yds (Nov. 18, 2017)
by Opp..... Jamal Peters of Mississippi State, 90 yds (Oct. 28, 2017)

FUMBLE RECOVERY FOR A TD

by A&M..... Deshazor Everett vs SMU of 12 yards (Sept. 21, 2013)
by Opp..... Jonathan Allen of Alabama, 30 yds (Oct. 22, 2016)

A TEAM SCORED A SAFETY

by A&M..... vs Alabama in College Station (Oct. 7, 2017)
(Gillaspia blocked punt out of endzone)
by Opp..... by Oklahoma in College Station (Nov. 6, 2010)
(A&M punt blocked and recovered in endzone)

OVERTIME HISTORY

(12-6 OVERALL, 7-3 HOME, 1-2 AWAY, 4-1 NEUTRAL)

Nov. 1, 1997	A&M 28, Oklahoma State 25	1 OT	College Station
Dec. 5, 1998	A&M 36, Kansas State 33	2 OT	St. Louis <i>(Big 12 Championship)</i>
Dec. 31, 2000	Mississippi State 43, A&M 41	1 OT	Shreveport, La. <i>(Independence Bowl)</i>
Oct. 5, 2002	Texas Tech 48, A&M 47	1 OT	College Station
Nov. 16, 2002	Missouri 33, A&M 27	2 OT	College Station
Oct. 23, 2004	A&M 29, Colorado 26	1 OT	College Station
Oct. 30, 2004	Baylor 35, A&M 34	1 OT	Waco, Texas
Nov. 13, 2004	A&M 32, Texas Tech 25	1 OT	College Station
Oct. 1, 2005	A&M 16, Baylor 13	1 OT	College Station
Oct. 21, 2006	A&M 34, Oklahoma State 33	1 OT	Stillwater, Okla.
Sept. 8, 2007	A&M 47, Fresno State 45	3 OT	College Station
Oct. 29, 2011	Missouri 38, A&M 31	1 OT	College Station
Nov. 11, 2011	Kansas State 53, A&M 50	4 OT	Manhattan, Kan.
Sept. 27, 2014	A&M 35, Arkansas 28	1 OT	Arlington, Texas
Sept. 26, 2015	A&M 28, Arkansas 21	1 OT	Arlington, Texas
Sept. 3, 2016	A&M 31, UCLA 24	1 OT	College Station
Oct. 8, 2016	A&M 45, Tennessee 38	2 OT	College Station
Sept. 23, 2017	A&M 50, Arkansas 43	1 OT	Arlington, Texas

SEASON/CAREER STATISTICS

OFFENSE

RUSHING	SEASON STATISTICS									CAREER STATISTICS								
	GP	Att	Gain	Loss	Net	Avg	TD	Long	Avg/G	GP	Att	Gain	Loss	Net	Avg	TD	Long	Avg/G
T. Williams	5	96	599	17	582	6.1	6	73	116.4	30	425	2507	70	2437	5.7	22	89	81.2
Kellen Mond	5	54	308	93	215	4.0	4	54	43.0	16	143	799	244	555	3.9	7	79	34.7
Jashaun Corbin	4	24	127	1	126	5.2	1	15	31.5	4	24	127	1	126	5.2	1	15	31.5
Kwame Etwi	5	14	103	1	102	7.3	1	17	20.4	18	53	368	4	364	6.9	2	42	20.2
Vernon Jackson	4	7	49	0	49	7.0	0	22	12.2	4	7	49	0	49	7.0	0	22	12.2
Jacob Kibodi	2	3	26	0	26	8.7	0	15	13.0	7	14	149	2	147	10.5	1	67	21.0
Deneric Prince	1	2	21	0	21	10.5	0	18	21.0	1	2	21	0	21	10.5	0	18	21.0
Connor Blumrick	1	3	20	0	20	6.7	0	19	20.0	1	3	20	0	20	6.7	0	19	20.0
Charles Strong	1	4	12	0	12	3.0	0	6	12.0	1	4	12	0	12	3.0	0	6	12.0
Quartney Davis	5	1	11	0	11	11.0	0	11	2.2	13	1	11	0	11	11.0	0	11	0.8
C. Gillaspia	5	1	5	0	5	5.0	0	5	1.0	34	1	5	0	5	5.0	0	5	0.1
Team	2	2	0	2	-2	-1.0	0	0	-1.0									
Nick Starkel	4	1	0	6	-6	-6.0	0	0	-1.5	11	13	4	52	-48	-3.7	1	3	-4.4
Total	5	212	1281	120	1161	5.5	12	73	232.2									
Opponents	5	128	528	103	425	3.3	5	35	85.0									

PASSING	SEASON STATISTICS							CAREER STATISTICS								
	GP	Eff	Cmp-Att-Int	Pct	Yds	TD	Lng	Avg/G	GP	Eff	Att-Cmp-Int	Pct	Yds	TD	Lng	Avg/G
Kellen Mond	5	139.64	89-148-4	60.1	1221	7	69	244.2	16	120.95	375-206-10	54.9	2596	15	81	162.2
Nick Starkel	4	147.71	15-22-0	68.2	169	1	25	42.2	11	149.92	227-138-6	60.8	1962	15	70	178.4
Connor Blumrick	1	167.20	1-1-0	100.0	8	0	8	8.0	1	167.20	1-1-0	100.0	8	0	8	8.0
Total	5	140.02	105-172-4	61.0	1398	8	69	279.6								
Opponents	5	152.68	89-150-2	59.3	1361	9	71	272.2								

RECEIVING	SEASON STATISTICS							CAREER STATISTICS						
	GP	No.	Yds	Avg	TD	Long	Avg/G	GP	No.	Yds	Avg	TD	Long	Avg/G
Camron Buckley	5	18	278	15.4	0	69	55.6	18	35	560	16.0	3	70	31.1
J. Sternberger	5	17	256	15.1	4	31	51.2	5	17	256	15.1	4	31	51.2
Jhamon Ausbon	5	15	221	14.7	0	26	44.2	18	65	792	12.2	3	38	44.0
Kendrick Rogers	4	13	191	14.7	2	30	47.8	17	24	290	12.1	2	30	17.1
Quartney Davis	5	12	159	13.2	1	26	31.8	13	12	159	13.2	1	26	12.2
Roshauud Paul	5	6	70	11.7	0	25	14.0	18	22	257	11.7	0	46	14.3
T. Williams	5	6	61	10.2	0	17	12.2	30	45	344	7.6	0	41	11.5
Hezekiah Jones	5	6	51	8.5	0	10	10.2	17	8	64	8.0	0	10	3.8
Jashaun Corbin	4	4	32	8.0	0	10	8.0	4	4	32	8.0	0	10	8.0
C. Gillaspia	5	3	25	8.3	0	21	5.0	34	3	25	8.3	0	21	0.7
Kwame Etwi	5	1	16	16.0	0	16	3.2	18	3	23	7.7	0	16	1.3
Jalen Preston	5	1	14	14.0	1	14	2.8	5	1	14	14.0	1	14	2.8
Andrew Boykin	1	1	8	8.0	0	8	8.0	1	1	8	8.0	0	8	8.0
Trevor Wood	5	1	8	8.0	0	8	1.6	5	1	8	8.0	0	8	1.6
Ryan Renick	4	1	8	8.0	0	8	2.0	4	1	8	8.0	0	8	2.0
Total	5	105	1398	13.3	8	69	279.6							
Opponents	5	89	1361	15.3	9	71	272.2							

TOTAL OFFENSE	SEASON STATISTICS						CAREER STATISTICS					
	G	Plays	Rush	Pass	Total	Avg/G	G	Plays	Rush	Pass	Total	Avg/G
Kellen Mond	5	202	215	1221	1436	287.2	16	518	555	2596	3151	196.9
T. Williams	5	96	582	0	582	116.4	30	425	2437	0	2437	81.2
Nick Starkel	4	23	-6	169	163	40.8	11	240	-48	1962	1914	174.0
Jashaun Corbin	4	24	126	0	126	31.5	4	24	126	0	126	31.5
Kwame Etwi	5	14	102	0	102	20.4	18	53	364	0	364	20.2
Vernon Jackson	4	7	49	0	49	12.2	4	7	49	0	49	12.2
Connor Blumrick	1	4	20	8	28	28.0	1	4	20	8	28	28.0
Jacob Kibodi	2	3	26	0	26	13.0	7	14	147	0	147	21.0
Deneric Prince	1	2	21	0	21	21.0	1	2	21	0	21	21.0
Charles Strong	1	4	12	0	12	12.0	1	4	12	0	12	12.0
Quartney Davis	5	1	11	0	11	2.2	13	1	11	0	11	0.8
C. Gillaspia	5	1	5	0	5	1.0	34	1	5	0	5	0.1
Team	2	3	-2	0	-2	-1.0						
Total	5	384	1161	1398	2559	511.8						

SEASON/CAREER STATISTICS

OFFENSE

SEASON STATISTICS

CAREER STATISTICS

SCORING	SEASON STATISTICS									CAREER STATISTICS								
	TD	FGs	Kick	Rush	Rcv	Pass	DXP	Saf	Points	TD	FGs	Kick	Rush	Rcv	Pass	DXP	Saf	Points
T. Williams	6	0-0	0-0	0-0	0	0-0	0	0	36	22	0-0	0-0	0-0	0	0-0	0	0	132
Seth Small	0	6-8	11-11	0-0	0	0-0	0	0	29	0	6-8	11-11	0-0	0	0-0	0	0	29
J. Sternberger	4	0-0	0-0	0-0	0	0-0	0	0	24	4	0-0	0-0	0-0	0	0-0	0	0	24
Kellen Mond	4	0-0	0-0	0-0	0	0-1	0	0	24	7	0-0	0-0	0-0	0	0-2	0	0	42
Daniel LaCamera	0	3-5	10-10	0-0	0	0-0	0	0	19	0	38-50	118-119	0-0	0	0-0	0	0	232
Jashaun Corbin	2	0-0	0-0	0-0	0	0-0	0	0	12	2	0-0	0-0	0-0	0	0-0	0	0	12
Kendrick Rogers	2	0-0	0-0	0-0	0	0-0	0	0	12	2	0-0	0-0	0-0	0	0-0	0	0	12
Quartney Davis	1	0-0	0-0	0-0	0	0-0	0	0	6	1	0-0	0-0	0-0	0	0-0	0	0	6
Tyrel Dodson	1	0-0	0-0	0-0	0	0-0	0	0	6	2	0-0	0-0	0-0	0	0-0	0	0	12
Kwame Etwi	1	0-0	0-0	0-0	0	0-0	0	0	6	2	0-0	0-0	0-0	0	0-0	0	0	12
Jalen Preston	1	0-0	0-0	0-0	0	0-0	0	0	6	1	0-0	0-0	0-0	0	0-0	0	0	6
Total	22	9-13	21-21	0-0	0	0-1	0	0	180									
Opponents	14	3-6	14-14	0-0	0	0-0	0	0	107									

SEASON STATISTICS

CAREER STATISTICS

ALL PURPOSE	SEASON STATISTICS								CAREER STATISTICS							
	G	Rush	Rec	PR	KOR	IR	Tot	Avg/G	G	Rush	Rec	PR	KOR	IR	Tot	Avg/G
T. Williams	5	582	61	0	0	0	643	128.6	30	2437	344	0	265	0	3046	101.5
Camron Buckley	5	0	278	0	0	0	278	55.6	18	0	560	0	0	0	560	31.1
Jashaun Corbin	4	126	32	0	100	0	258	64.5	4	126	32	0	100	0	258	64.5
J. Sternberger	5	0	256	0	0	0	256	51.2	5	0	256	0	0	0	256	51.2
Jhamon Ausbon	5	0	221	0	0	0	221	44.2	18	0	792	0	0	0	792	44.0
Kellen Mond	5	215	0	0	0	0	215	43.0	16	555	0	0	0	0	555	34.7
Kendrick Rogers	4	0	191	0	0	0	191	47.8	17	0	290	0	0	0	290	17.1
Quartney Davis	5	11	159	0	0	0	170	34.0	13	11	159	0	0	0	170	13.1
Kwame Etwi	5	102	16	0	50	0	168	33.6	18	364	23	0	50	0	437	24.3
Roshauud Paul	5	0	70	32	31	0	133	26.6	18	6	257	56	31	0	350	19.4
Hezekiah Jones	5	0	51	0	0	0	51	10.2	17	0	64	0	0	0	64	3.8
Vernon Jackson	4	49	0	0	0	0	49	12.2	4	49	0	0	0	0	49	12.2
C. Gillaspia	5	5	25	0	0	0	30	6.0	34	5	25	3	27	0	60	1.8
Jacob Kibodi	2	26	0	0	0	0	26	13.0	7	147	0	0	0	0	147	21.0
Deneric Prince	1	21	0	0	0	0	21	21.0	1	21	0	0	0	0	21	21.0
Connor Blumrick	1	20	0	0	0	0	20	20.0	1	20	0	0	0	0	20	20.0
Ryan Renick	4	0	8	0	10	0	18	4.5	4	0	8	0	10	0	18	4.5
Jalen Preston	5	0	14	0	0	0	14	2.8	5	0	14	0	0	0	14	2.8
Charles Strong	1	12	0	0	0	0	12	12.0	1	12	0	0	0	0	12	12.0
Andrew Boykin	1	0	8	0	0	0	8	8.0	1	0	8	0	0	0	8	8.0
Trevor Wood	5	0	8	0	0	0	8	1.6	5	0	8	0	0	0	8	1.6
Nick Starke	4	-6	0	0	0	0	-6	-1.5	11	-48	0	0	0	0	-48	-4.4
Total	5	1161	1398	32	191	0	2782	556.4								
Opponents	5	425	1361	34	109	25	1954	390.8								

SEASON/CAREER STATISTICS

DEFENSE

DEFENSIVE LEADERS	SEASON STATISTICS										CAREER STATISTICS											
	GP	SoLo	Ast	Total	TFL	Sacks	Int	PBU	FR	FF	B1k	GP	SoLo	Ast	Total	TFL	Sacks	Int	PBU	FR	FF	B1k
42 Otaru Alaka	5	13	16	29	4.5	.	.	1	.	.	.	46	103	123	226	30.0	7.5	1	6	.	4	.
25 Tyrel Dodson	5	14	8	22	1.5	.	.	2	.	.	.	31	79	75	154	14.0	5.5	3	10	1	.	.
26 D. Capers-Smith	5	13	9	22	3.5	.	.	1	.	.	.	37	48	32	80	5.0	1.5	.	6	2	1	1
46 Landis Durham	5	12	10	22	5.0	2.5	27	43	41	84	18.0	13.0	.	1	3	.	.
6 Donovan Wilson	5	9	11	20	2.0	1.0	1	41	99	62	161	19.0	4.0	7	5	2	3	.
4 Derrick Tucker	5	15	4	19	0.0	.	.	1	.	.	.	16	50	24	74	1.0	.	1	5	.	1	.
8 Kingsley Keke	5	5	14	19	5.0	2.5	44	44	74	118	15.0	7.5	.	6	2	.	.
21 Charles Oliver	5	10	8	18	1.0	.	.	4	.	.	.	25	37	13	50	3.0	1.0	.	15	1	2	.
52 J. Madubuike	5	7	6	13	3.5	2.0	.	1	.	1	.	18	14	19	33	6.0	2.0	.	1	.	2	1
29 DeBione Renfro	5	9	.	9	0.0	.	.	3	.	.	.	18	50	13	63	2.0	.	.	8	1	4	.
3D Daylon Mack	5	4	4	8	2.0	1.0	1	44	39	45	84	19.0	3.5	.	1	.	2	1
1A Larry Pryor	5	4	3	7	1.0	.	1	30	51	34	85	2.0	.	2	1	1	.	.
9X Tyree Johnson	5	1	5	6	0.5	5	1	5	6	0.5
9X Leon ONeal	5	4	2	6	1.0	5	4	2	6	1.0
1X Buddy Johnson	4	4	2	6	2.5	16	13	13	26	4.0	1.0
5X Bobby Brown	5	1	4	5	0.0	5	1	4	5	0.0
28 Travon Fuller	4	3	1	4	0.0	17	7	2	9	0.0
93 Max Wright	5	.	2	2	0.0	5	.	2	2	0.0
1D Keldrick Carper	3	.	2	2	0.0	.	.	2	.	.	.	15	13	15	28	1.0	.	.	3	.	.	.
56 Keeath Magee	2	1	1	2	0.0	8	3	7	10	1.0	0.5
92 Jayden Peevy	5	.	2	2	0.0	.	.	1	.	.	.	17	4	15	19	1.0	1.0	.	2	.	.	1
15 Jeremiah Martin	5	1	.	1	0.0	5	1	.	1	0.0
90 T.D. Moton	2	1	.	1	1.0	1.0	2	1	.	1	1.0	1.0
1F Brian Johnson	5	.	1	1	0.0	5	.	1	1	0.0
73 Jared Hocker	5	1	.	1	0.0	12	1	.	1	0.0
45 Austin Frey	5	.	1	1	0.0	39	2	2	4	0.0
34 Braden Mann	5	1	.	1	0.0	31	3	.	3	0.0
12 C. Gillaspia	5	1	.	1	0.0	34	12	8	20	0.0	.	.	.	1	1	2
9 Hezekiah Jones	5	1	.	1	0.0	17	1	.	1	0.0
27 Roney Elam	5	.	.	.	0.0	.	.	1	.	.	.	26	5	4	9	0.0	.	.	2	.	.	.
Total.....	5	135	116	251	34	10	2	17	1	1												
Opponents.....	5	211	172	383	30	17	4	16	3	5	1											

SEASON/CAREER STATISTICS

DEFENSE / SPECIAL TEAMS

INTERCEPTIONS	SEASON STATISTICS					CAREER STATISTICS				
	No.	Yds	Avg	TD	Long	No.	Yds	Avg	TD	Long
Larry Pryor	1	0	0.0	0	0	2	0	0.0	0	0
Donovan Wilson	1	0	0.0	0	0	7	76	10.9	1	60
Total	2	0	0.0	0	0					
Opponents	4	25	6.2	0	20					

FUMBLE RETURNS	SEASON STATISTICS					CAREER STATISTICS				
	No.	Yds	Avg	TD	Long	No.	Yds	Avg	TD	Long
Tyrel Dodson	0	0	0.0	1	0	0	0	0.0	1	0
Total	0	0	0.0	1	0					
Opponents	2	9	4.5	0	6					

PUNT RETURNS	SEASON STATISTICS					CAREER STATISTICS				
	No.	Yds	Avg	TD	Long	No.	Yds	Avg	TD	Long
Roshauud Paul	8	32	4.0	0	14	9	56	6.2	0	24
Total	8	32	4.0	0	14					
Opponents	5	34	6.8	0	15					

KICK RETURNS	SEASON STATISTICS					CAREER STATISTICS				
	No.	Yds	Avg	TD	Long	No.	Yds	Avg	TD	Long
Kwame Etwi	3	50	16.7	0	19	3	50	16.7	0	19
Roshauud Paul	2	31	15.5	0	18	2	31	15.5	0	18
Jashaun Corbin	1	100	100.0	1	100	1	100	100.0	1	100
Ryan Renick	1	10	10.0	0	10	1	10	10.0	0	10
Total	7	191	27.3	1	100					
Opponents	6	109	18.2	0	29					

FIELD GOALS	SEASON STATISTICS				CAREER STATISTICS				
	Att	Good	Long	B1kd	Att	Good	Long	B1kd	Pct.
Seth Small	8	6	52	0	8	6	52	0	75.0
Daniel LaCamera	5	3	52	1	50	38	52	1	76.0
Total	13	9	52	1					
Opponents	6	3	47	1					

PUNTING	SEASON STATISTICS								CAREER STATISTICS							
	No.	Yds	Avg	Long	TB	FC	I20	B1kd	No.	Yds	Avg	Long	TB	FC	I20	B1kd
Braden Mann	18	964	53.6	73	6	4	6	0	20	1058	52.9	73	6	5	7	0
Total	18	964	53.6	73	6	4	6	0								
Opponents	37	1485	40.1	54	1	14	12	0								

KICKOFFS	SEASON STATISTICS								CAREER STATISTICS					
	No.	Yds	Avg	TB	OB	Retn	Net	YdLn	No.	Yds	Avg	TB	OB	
Braden Mann	35	2263	64.7	26	1				184	11669	63.4	114	6	
Total	35	2263	64.7	26	1	109	43.0	22						
Opponents	21	1162	55.3	6	2	191	39.1	25						

GAME SUMMARIES



—/— **NORTHWESTERN ST** (0-1) **7**
RV/RV **TEXAS A&M** (1-0) **59**

THURSDAY, AUG. 30 • KYLE FIELD • COLLEGE STATION, TEXAS
ATTENDANCE: 95,855 • TV: SEC NETWORK

COLLEGE STATION, Texas (AP) -- Trayveon Williams ran for 240 yards and three touchdowns in just more than two quarters as Texas A&M routed Northwestern State 59-7 in coach Jimbo Fisher's debut with the Aggies on Thursday night.

Williams scored Texas A&M's first touchdown on a 73-yard run, and a 2-yard scamper made it 21-0 in the second quarter. The junior pushed the lead to 42-0 when he burst through the line and simply outran everyone else for a 40-yard score early in the third quarter in his last play of the night.

It was the second-best rushing performance in school history behind the 297 yards Bob Smith ran for against SMU on Nov. 11, 1950, and Williams became the 20th player in Texas A&M history to reach 2,000 career yards rushing (2,095). Kwami Etwi added 83 yards rushing and a score to help the Aggies rush for more than 400 yards (503) for the first time since 2003.

Kellen Mond started at quarterback for the Aggies after vying with Nick Starkel for the job throughout camp and threw for 184 yards and touchdown passes of 7 and 8 yards and added a score on a 1-yard run. Starkel took over in the third quarter with the game out of hand and threw for 63 yards and a touchdown.

The Aggies handled business easily against Northwestern State, an FCS school which plays in the Southland Conference, to help Fisher to a victory in his first game since leaving Florida State for a 10-year, \$75 million contract.

Northwestern State split plays at quarterback between Shelton Eppler and Clay Holgorsen. Eppler started and threw for 105 yards and Holgorsen finished with 125 yards passing and touchdown.

	1	2	3	4	SCORE
NSU	0	0	0	7	7
TAMU	7	28	17	7	59

SCORING SUMMARY

1ST	11:41	TAMU	Williams 73 yd run (LaCamera kick)	3-93 1:24
2ND	14:56	TAMU	Sternberger 7 yd pass from Mond (LaCamera kick)	8-59 2:37
	08:11	TAMU	Williams 2 yd run (LaCamera kick)	9-76 3:58
	04:16	TAMU	Mond 1 yd run (LaCamera kick)	8-55 2:34
	00:06	TAMU	Sternberger 8 yd pass from Mond (LaCamera kick)	13-87 2:21
3RD	12:20	TAMU	Williams 40 yd run (LaCamera kick)	6-65 2:40
	09:23	TAMU	Etwi 4 yd run (LaCamera kick)	6-61 2:06
	03:24	TAMU	LaCamera 52 yd field goal	11-57 4:45
4TH	14:39	NSU	Ferguson 71 yd pass from Holgorsen (Fendrick kick)	1-77 0:14
	08:00	TAMU	Preston 14 yd pass from Starkel (LaCamera kick)	11-75 6:39

	NSU	TAMU
FIRST DOWNS	13	40
RUSHES-YARDS (NET)	13-21	61-503
PASSING YDS (NET)	230	255
Passes Att-Comp-Int	35-18-0	35-23-0
TOTAL OFFENSE PLAYS-YARDS	48-251	96-758
Fumble Returns-Yards	1-6	0-0
Punt Returns-Yards	1-0	3-9
Kickoff Returns-Yards	3-66	1-13
Interception Returns-Yards	0-0	0-0
Punts (Number-Avg)	9-42.1	2-52.5
Fumbles-Lost	1-0	2-1
Penalties-Yards	11-93	8-95
Possession Time	18:57	41:03
Third-Down Conversions	1 of 12	8 of 11
Fourth-Down Conversions	0 of 0	0 of 0
Red-Zone Scores-Chances	0-1	6-7
Sacks By: Number-Yards	2-17	0-0

RUSHING: **NSU**-Holgorsen, Clay 2-7; West, Jared 4-7; Anderson, Stafford 4-4; Smith, Da'Von 3-3. **Texas A&M**-T. Williams 20-240; Kwame Etwi 8-83; Jashaun Corbin 8-49; Vernon Jackson 7-49; Jacob Kibodi 3-26; Deneric Prince 2-21; Connor Blumrick 3-20; Charles Strong 4-12; Kellen Mond 6-3.

PASSING: **NSU**-Holgorsen, Clay 9-19-0-125; Eppler, Shelton 9-16-0-105. **Texas A&M**-Kellen Mond 17-25-0-184; Nick Starkel 5-8-0-63; Connor Blumrick 1-1-0-8; Team 0-1-0-0.

RECEIVING: **NSU**-Ferguson, Jazz 4-129; Shorts, Quan 4-20; Watson, Jaylen 3-30; West, Jared 3-18; Anderson, Stafford 1-12; Chapman, Marquisian 1-9; Smith, Da'Von 1-7; Bourque, Bryson 1-5. **Texas A&M**-Jhamon Ausbon 6-81; J. Sternberger 5-56; Camron Buckley 3-44; Kendrick Rogers 2-33; Jalen Preston 1-14; Ryan Renick 1-8; Jashaun Corbin 1-8; Andrew Boykin 1-8; Roshauud Paul 1-2; T. Williams 1-2; C. Gillaspia 1-minus 1.

INTERCEPTIONS: **NSU**-None. **Texas A&M**-None.

FUMBLES: **NSU**-Bourgeois, Hayden 1-0. **Texas A&M**-Roshauud Paul 1-0; Vernon Jackson 1-1.



2/2 **CLEMSON** (2-0) **28**
RV/RV **TEXAS A&M** (1-1) **26**

SATURDAY, SEPT. 8 • KYLE FIELD • COLLEGE STATION, TEXAS
ATTENDANCE: 104,794 • TV: ESPN

COLLEGE STATION, Texas (AP) -- Kelly Bryant threw for 205 yards and a touchdown and ran for another score to help No. 2 Clemson escape with a 28-26 victory over Kellen Mond and Texas A&M on Saturday night.

Mond was spectacular in the second half, throwing for three touchdowns, with a 14-yard pass to Kendrick Rogers cutting the lead to 28-26 with 46 seconds left. But his big performance came up just short when the 2-point conversion attempt was intercepted in the end zone.

Mond finished with a career-high 430 yards passing and Rogers had 120 yards receiving and two TDs.

Freshman Trevor Lawrence started the second half, but failed to move the ball effectively and Bryant took over and led the Tigers on two touchdown drives in the last five minutes of the third quarter to extend the lead to 15 points.

Mond got the Aggies to 28-20 when he threw a 14-yard pass to Quartney Davis with about 14 minutes left.

The Aggies were driving with about two minutes left when Davis ran after making a catch and K'Von Wallace caused him to fumble the ball out of the back of the end zone for a touchback to give Clemson the ball. The call was reviewed but upheld and Texas A&M coach Jimbo Fisher got in the face of one of the referees and yelled for a bit as Davis doubled over in disbelief and covered his face as he was consoled by teammates.

Clemson's vaunted defensive line, led by first-team All-America end, Clelin Ferrell and tackle Christian Wilkins and second-team All-America tackle Dexter Lawrence, helped the Tigers pile up 10 tackles for losses and four sacks.

	1	2	3	4	SCORE
CLEMSON	7	7	14	0	28
TAMU	3	0	10	13	26

SCORING SUMMARY

1ST	04:28	TAMU	LaCamera 40 yd field goal	8-32 3:29
	01:23	CU	Bryant 1 yd run (Huegel kick)	7-75 3:05
2ND	14:13	CU	Higgins 64 yd pass from Lawrence (Huegel kick)	1-64 0:14
3RD	10:37	TAMU	LaCamera 40 yd field goal	5-34 2:28
	04:59	CU	Overton 8 yd pass from Bryant (Huegel kick)	4-73 1:29
	04:22	TAMU	Rogers 9 yd pass from Mond (LaCamera kick)	2-78 0:37
	01:01	CU	Etienne 1 yd run (Huegel kick)	8-75 3:21
4TH	14:07	TAMU	Davis 14 yd pass from Mond (LaCamera kick)	6-75 1:54
	00:46	TAMU	Rogers 24 yd pass from Mond (Mond pass intcpt)	3-49 0:26

	CU	TAMU
FIRST DOWNS	14	25
RUSHES-YARDS (NET)	32-115	32-71
PASSING YDS (NET)	298	430
Passes Att-Comp-Int	27-17-0	40-23-0
TOTAL OFFENSE PLAYS-YARDS	59-413	72-501
Fumble Returns-Yards	1-3	0-0
Punt Returns-Yards	2-9	2-25
Kickoff Returns-Yards	1-16	2-34
Interception Returns-Yards	0-0	0-0
Punts (Number-Avg)	8-40.1	5-55.0
Fumbles-Lost	2-0	3-2
Penalties-Yards	4-49	5-32
Possession Time	26:08	33:52
Third-Down Conversions	4 of 13	6 of 16
Fourth-Down Conversions	0 of 1	0 of 0
Red-Zone Scores-Chances	3-4	3-4
Sacks By: Number-Yards	4-19	1-8

RUSHING: **CLEMSON**-Kelly Bryant 15-54; Travis Etienne 8-44; Adam Choice 3-27; Tavien Feaster 2-minus 1; Trevor Lawrence 2-minus 1; TEAM 2-minus 8. **Texas A&M**-Kellen Mond 10-33; T. Williams 17-31; Kwame Etwi 3-8; C. Gillaspia 1-5; Nick Starkel 1-minus 6.

PASSING: **CLEMSON**-Kelly Bryant 12-17-0-205; Trevor Lawrence 5-9-0-93; Hunter Renfrow 0-1-0-0. **Texas A&M**-Kellen Mond 23-40-0-430; Nick Starkel 0-0-0-0.

RECEIVING: **CLEMSON**-Amari Rodgers 5-73; Hunter Renfrow 4-59; Tee Higgins 3-123; Travis Etienne 3-23; Diondre Overton 2-20. **Texas A&M**-Kendrick Rogers 7-120; Camron Buckley 4-93; Jhamon Ausbon 3-61; T. Williams 3-40; J. Sternberger 2-48; Quartney Davis 2-39; C. Gillaspia 1-21; Trevor Wood 1-8.

INTERCEPTIONS: **CLEMSON**-None. **Texas A&M**-None.

FUMBLES: **CLEMSON**-Kelly Bryant 1-0; TEAM 1-0. **Texas A&M**-T. Williams 1-0; Quartney Davis 1-1; Nick Starkel 1-1.

GAME SUMMARIES

	-/-	ULM (2-1)	10
	RV/RV	TEXAS A&M (2-1)	48

SATURDAY, SEPT. 15 • KYLE FIELD • COLLEGE STATION, TEXAS
ATTENDANCE: 96,727 • TV: SEC NETWORK

COLLEGE STATION, Texas (AP) -- In his first year at Texas A&M, one of the things coach Jimbo Fisher has enjoyed most is watching sophomore quarterback Kellen Mond grow and develop from week to week.

Mond had another big game on Saturday night, running for two touchdowns and throwing for a third to give Texas A&M a 48-10 win over Louisiana-Monroe.

Mond had a 7-yard scoring run in the second quarter and the Aggies returned a blocked field-goal attempt for a touchdown to build a 24-10 halftime lead.

Mond scrambled nine yards and hopped into the end zone untouched for his second score midway through the third quarter to extend the lead to 21 points. He connected with Jace Sternberger on a 20-yard touchdown pass that made it 41-10 with about eight minutes left.

Trayveon Williams had 128 yards rushing and Texas A&M (2-1) bounced back after losing to No. 2 Clemson 28-26 last week. Mond, who threw for a career-high 430 yards last week, finished with 210 yards passing and 67 yards rushing.

Caleb Evans threw for 225 yards with a touchdown and an interception for Louisiana-Monroe (2-1).

Though his team finished with just five penalties for 55 yards, Fisher was said that's an area the Aggies need to clean up.

The Aggies took a 7-0 lead on a 2-yard touchdown run by Williams on their first possession. He had five carries for 49 yards to power the drive.

Louisiana-Monroe added a field goal before Mond's first touchdown, where he pulled two defenders with him into the end zone, pushed the lead to 14-3 early in the second quarter.

ULM used a 44-yard reception by Marcus Green to move deep into Texas A&M territory but the Warhawks came away empty-handed when Daylon Mack blocked a field-goal attempt and Tyrel Dodson returned it 78 yards for a touchdown which pushed the lead to 24-3. Mack's block sent it right into Dodson's hands and he was able to dash down the field untouched.

Evans then orchestrated another long drive for Louisiana-Monroe which featured a 34-yard completion. The Warhawks got within 24-10 at halftime when he capped that drive with a 2-yard TD pass to R.J. Turner with four seconds left in the second quarter.

	1	2	3	4	SCORE
ULM	3	7	0	0	10
TAMU	7	14	10	14	48

SCORING SUMMARY

1ST	08:52	TAMU	Williams 2 yd run (Small kick)	9-84 3:47
	01:08	ULM	Ford 27 yd field goal	11-67 2:46
2ND	10:17	TAMU	Mond 7 yd run (Small kick)	13-75 5:51
	05:33	TAMU	Small 40 yd field goal	9-43 3:20
	01:21	TAMU	Dodson 78 yd blocked FG return (Small kick)	
	00:04	ULM	Turner 2 yd pass from Evans, Caleb (Ford kick)	5-75 1:17
3RD	06:05	TAMU	Mond 9 yd run (Small kick)	7-54 3:19
	00:11	TAMU	Small 36 yd field goal	9-61 3:36
4TH	08:05	TAMU	Sternberger 20 yd pass from Mond (Small kick)	7-75 4:07
	00:39	TAMU	Corbin 2 yd run (Small kick)	10-85 5:16

	ULM	TAMU
FIRST DOWNS	15	32
RUSHES-YARDS (NET)	29-125	45-281
PASSING YDS (NET)	225	249
Passes Att-Comp-Int	28-15-1	27-19-0
TOTAL OFFENSE PLAYS-YARDS	57-350	72-530
Fumble Returns-Yards	0-0	0-0
Punt Returns-Yards	0-0	0-0
Kickoff Returns-Yards	1-16	1-19
Interception Returns-Yards	0-0	1-0
Punts (Number-Avg)	6-37.2	2-42.5
Fumbles-Lost	0-0	0-0
Penalties-Yards	4-38	5-55
Possession Time	25:07	34:53
Third-Down Conversions	2 of 10	7 of 11
Fourth-Down Conversions	0 of 0	0 of 0
Red-Zone Scores-Chances	2-3	6-6
Sacks By: Number-Yards	1-4	4-13

RUSHING: ULM-Vaughn, Austin 8-33; Gore, Derrick 5-27; Myers, Javin 1-23; Evans, Caleb 11-23; Johnson, Josh 2-15; Green, Marcus 1-3; White, Kayin 1-1. **TEXAS A&M**-T. Williams 22-128; Kellen Mond 9-67; Jashaun Corbin 10-64; Quartney Davis 1-11; Kwame Etwi 3-11.

PASSING: ULM-Evans, Caleb 15-28-1-225. **TEXAS A&M**-Kellen Mond 16-24-0-210; Nick Starkel 3-3-0-39.

RECEIVING: ULM-Green, Marcus 4-75; Turner, R.J. 4-38; McCray, Markis 2-52; Jackson, Zachari 1-36; Spiller, Sloan 1-16; Hodoh, Jonathan 1-5; White, Kayin 1-2; Lamm, Tyler 1-1. **TEXAS A&M**-Jhamon Ausbon 4-59; Quartney Davis 4-53; Roshauud Paul 4-49; J. Sternberger 3-42; Camron Buckley 2-28; Hezekiah Jones 2-18.

INTERCEPTIONS: ULM-None. **TEXAS A&M**-Larry Pryor 1-0.

FUMBLES: ULM-None. **TEXAS A&M**-None.

	1/1	ALABAMA (4-0, 1-0)	45
	22/22	TEXAS A&M (2-2, 0-1)	23

SATURDAY, SEPT. 22 • BRYANT-DENNY STADIUM • TUSCALOOSA, ALABAMA
ATTENDANCE: 101,821 • TV: CBS

TUSCALOOSA, Ala. (AP) -- Tua Tagovailoa passed for 387 yards and four touchdowns and ran for another score to lead No. 1 Alabama to a 45-23 rout of No. 22 Texas A&M on Saturday.

The Crimson Tide (4-0, 2-0 Southeastern Conference) easily passed the first test against a ranked team. Kellen Mond and the Aggies (2-2, 0-1) couldn't put up nearly the fight they had in a 28-26 loss to No. 3 Clemson.

Tagovailoa completed 22 of 30 passes before leaving after Henry Ruggs III took a shuttle pass 57 yards for a score late in the third. His first attempt went for a 30-yard touchdown to a diving DeVonta Smith, and he hit tight end Hale Hentges for two more scores.

Damien Harris didn't get many touches but had a 35-yard run and a 52-yard catch.

Mond completed 16 of 33 passes for 196 yards with a touchdown but was intercepted twice, including on his first throw. He collected 98 yards rushing despite getting sacked seven times.

The SEC's top rusher, Trayveon Williams, found little room to run. He gained 31 yards on eight carries.

Texas A&M seemed poised for a while to give the Tide its first test of the season. But Tagovailoa & Co. kept answering and scored 10 points in the final 1:09 before halftime for a 31-13 lead.

Tagovailoa set up a touchdown with a 52-yard pass down the right sideline to Harris. Then freshman cornerback Patrick Surtain Jr. intercepted Mond's deep ball and the Tide drove for a field goal.

	1	2	3	4	SCORE
TAMU	7	6	3	7	23
BAMA	14	17	14	0	45

SCORING SUMMARY

1ST	14:10	UA	Smith 30 yd pass from Tagovailoa (Bulovas kick)	1-30 0:08
	04:55	TAMU	Sternberger 15 yd pass from Mond (Small kick)	8-99 4:15
	00:45	UA	Tagovailoa 1 yd run (Bulovas kick)	9-75 4:10
2ND	08:50	TAMU	Small 52 yd field goal	4-22 2:11
	06:50	UA	Hentges 23 yd pass from Tagovailoa (Bulovas kick)	6-75 2:00
	03:24	TAMU	Small 32 yd field goal	8-60 3:26
	01:09	UA	Hentges 6 yd pass from Tagovailoa (Bulovas kick)	6-75 2:15
	00:00	UA	Bulovas 47 yd field goal	3-17 0:19
3RD	10:03	UA	Jacobs 3 yd run (Bulovas kick)	7-80 1:29
	05:33	TAMU	Small 25 yd field goal	10-67 4:30
	02:01	UA	Ruggs III 57 yd pass from Tagovailoa (Bulovas kick)	2-92 0:29
4TH	07:36	TAMU	Mond 9 yd run (Small kick)	11-88 5:26

	TAMU	BAMA
FIRST DOWNS	22	24
RUSHES-YARDS (NET)	28-130	28-109
PASSING YDS (NET)	263	415
Passes Att-Comp-Int	44-23-2	33-25-0
TOTAL OFFENSE PLAYS-YARDS	72-393	61-524
Fumble Returns-Yards	0-0	0-0
Punt Returns-Yards	0-0	2-25
Kickoff Returns-Yards	1-15	0-0
Interception Returns-Yards	0-0	2-20
Punts (Number-Avg)	5-60.8	6-36.0
Fumbles-Lost	0-0	1-0
Penalties-Yards	4-50	9-82
Possession Time	32:36	27:24
Third-Down Conversions	3 of 12	4 of 10
Fourth-Down Conversions	0 of 0	0 of 0
Red-Zone Scores-Chances	4-5	3-3
Sacks By: Number-Yards	0-0	7-31

RUSHING: Texas A&M-Kellen Mond 18-98; T. Williams 8-31; Jashaun Corbin 2-1. **Alabama**-Damien Harris 7-52; Najee Harris 8-43; Josh Jacobs 6-11; Tua Tagovailoa 4-10; Jalen Hurts 3-minus 7.

PASSING: Texas A&M-Kellen Mond 16-33-2-196; Nick Starkel 7-11-0-67. **Alabama**-Tua Tagovailoa 22-30-0-387; Jalen Hurts 3-3-0-28.

RECEIVING: Texas A&M-Quartney Davis 5-59; Camron Buckley 4-41; Kendrick Rogers 4-38; J. Sternberger 3-59; Jashaun Corbin 3-24; Kwame Etwi 1-16; Jhamon Ausbon 1-15; T. Williams 1-6; C. Gillaspia 1-5. **Alabama**-Jerry Jeudy 6-78; Irv Smith Jr. 4-74; DeVonta Smith 4-56; Henry Ruggs III 3-84; Jaylen Waddle 3-21; Damien Harris 2-48; Hale Hentges 2-29; Josh Jacobs 1-25.

INTERCEPTIONS: Texas A&M-None. **Alabama**-Patrick Surtain 1-20; Mack Wilson 1-0.

FUMBLES: Texas A&M-None. **Alabama**-Jalen Hurts 1-0.

GAME SUMMARIES



-/-	ARKANSAS (1-4, 0-2)	17
RV/RV	TEXAS A&M (3-2, 1-1)	24

SATURDAY, SEPT. 29 • AT&T STADIUM • ARLINGTON, TEXAS
ATTENDANCE: 55,383 • TV: ESPN

ARLINGTON, Texas (AP) -- Jashaun Corbin had the first 100-yard kickoff return to start a game for Texas A&M since 1994, Trayveon Williams ran for 153 yards with two touchdowns and the Aggies beat Arkansas 24-17 on Saturday for coach Jimbo Fisher's first Southeastern Conference victory.

Corbin, a true freshman, fielded his first career return at the edge of the end zone and took off before shooting through an open gap across the field toward the opposite sideline. He streaked by the A&M bench and scored untouched to put the Aggies (3-2, 1-1 SEC) ahead to stay.

Williams, whose 1-yard score capped A&M's first offensive possession, had a 4-yard TD with 5 minutes left that made it 24-10 and proved to be the decisive score.

Arkansas (1-4, 0-2) was already down 17-0 after having minus-3 total yards with no first downs and punting on each of its first four offensive possessions.

But because of two interceptions thrown by Kellen Mond and two missed field goals by Seth Small, the Razorbacks still had a chance when they got the ball back with less than 2 minutes left in the game. But their attempt to force overtime for the fourth time in the last five games in the series ended when Donovan Wilson intercepted a pass by Ty Storey with 1:11 left.

Texas A&M has won seven consecutive games against former Southwest Conference rival Arkansas since they reconnected in the SEC in 2012. It's the longest winning streak by either team in the 75-game series that dates back to 1903.

	1	2	3	4	SCORE
ARK	0	7	3	7	17
TAMU	14	3	0	7	24

SCORING SUMMARY

1ST	14:46	TAMU	Corbin 100 yd kickoff return (Small kick)	-
	08:36	TAMU	Williams 1 yd run (Small kick)	9-79 4:50
2ND	12:36	TAMU	Small 30 yd field goal	7-48 2:36
	09:35	ARK	Kelley 1 yd run (Limpert kick)	7-75 3:01
3RD	11:16	ARK	Limpert 47 yd field goal	9-46 3:44
4TH	05:03	TAMU	Williams 4 yd run (Small kick)	7-61 3:31
	03:16	ARK	Woods 29 yd pass from Storey (Limpert kick)	6-75 1:47

	ARK	TAMU
FIRST DOWNS	11	24
RUSHES-YARDS (NET)	26-55	46-176
PASSING YDS (NET)	193	201
Passes Att-Comp-Int	27-14-1	26-17-2
TOTAL OFFENSE PLAYS-YARDS	53-248	72-377
Fumble Returns-Yards	0-0	0-0
Punt Returns-Yards	0-0	3--2
Kickoff Returns-Yards	1-11	2-110
Interception Returns-Yards	2-5	1-0
Punts (Number-Avg)	8-43.2	4-48.8
Fumbles-Lost	1-0	0-0
Penalties-Yards	6-61	7-44
Possession Time	23:04	36:56
Third-Down Conversions	3 of 12	2 of 10
Fourth-Down Conversions	0 of 0	1 of 1
Red-Zone Scores-Chances	1-1	3-5
Sacks By: Number-Yards	3-18	5-25

RUSHING: **ARK**-Rakeem Boyd 10-47; Tj Hammonds 3-6; Chase Hayden 1-1; Ty Storey 10-1; Cole Kelley 1-1; Team 1-minus 1. **Texas A&M**-T. Williams 29-152; Kellen Mond 11-14; Jashaun Corbin 4-12; Team 2-minus 2.

PASSING: **ARK**-Ty Storey 14-26-1-193; Cole Kelley 0-1-0-0. **Texas A&M**-Kellen Mond 17-26-2-201.

RECEIVING: **ARK**-Rakeem Boyd 4-33; Cheyenne O'Grady 3-77; Mike Woods 2-50; Jordan Jones 2-6; Jared Cornelius 1-11; LaMichael Pettway 1-10; Deon Stewart 1-6. **Texas A&M**-Cameron Buckley 5-72; J. Sternberger 4-51; Hezekiah Jones 4-33; Roshauud Paul 1-19; T. Williams 1-13; Quartney Davis 1-8; Jhamon Ausbon 1-5.

INTERCEPTIONS: **ARK**-Dre Greenlaw 2-5. **Texas A&M**-Donovan Wilson 1-0.

FUMBLES: **ARK**-Ty Clary 1-0. **Texas A&M**-None.



17/17	KENTUCKY (2-0)	-
RV/RV	TEXAS A&M (3-2, 1-1)	-

SATURDAY, OCT. 6 • KYLE FIELD • COLLEGE STATION, TEXAS
ATTENDANCE: - • TV: ESPN

