



KENTUCKY

2018-19 MEN'S BASKETBALL



8 NATIONAL CHAMPIONSHIPS | MOST WINS IN COLLEGE BASKETBALL | 48 SEC TITLES | 31 SEC TOURNAMENT CHAMPIONSHIPS | 55 ALL-AMERICANS | 126 NBA DRAFT PICKS


INDIANA UNIV. OF PA. (0-0) at #2/2 KENTUCKY (0-0)

Friday, Nov. 2 • 7 p.m. • Rupp Arena (23,000) • Lexington, Ky.
#IUPvsUK #DreamBIG • @KentuckyMBB

THE BASICS

Series Breakdown*

- Overall - 0-0
- In Lexington, Ky. - 0-0
- Calipari vs. IUP - 0-0
- Lombardi vs. UK - 0-0
- Current UK streak - N/A



John Calipari	Joe Lombardi
Overall Record: 720-204*	Overall Record: 275-97
Record at UK: 275-64	Record at IUP: 275-97
Overall Seasons: 27th	Overall Seasons: 13th
At UK: 10th	At IUP: 13th

*on-court record

BY THE NUMBERS

2,263	All-time wins, NCAA leader
32.0	Percent of scoring the Wildcats return
31	Players on NBA opening-day rosters
4	Straight SEC Tournament titles


TALE OF THE TAPE

UK	STAT	IUP
76.8	Points PG	76.5
70.2	Opp. Points PG	70.3
38.6	Rebounds PG	34.5
13.2	Assists PG	14.5
4.8	Blocks PG	2.4
5.6	Steals PG	6.5
.472	FG Pct.	.468
.357	3-Pt FG Pct.	.384
.698	FT Pct.	.731
.404	Opp. FG Pct.	.421
.301	Opp. 3-Pt FG Pct.	.316

A WIN WOULD ...

- Extend Kentucky's exhibition winning streak to 15 games
- Give the Wildcats a perfect 6-0 slate in exhibition games this season (counting the Bahamas)
- Not count in the official record books
- Be better than a loss!

STARTERS LAST GAME



0

QUADE GREEN

6-0 • 170 • GUARD • SOPHOMORE
PHILADELPHIA | NEUMANN-GORETTI

Averaged 9.3 points and 2.7 assists in 2017-18 | Made 41 3-pointers last season | Started 13 of 34 games last season | Shot 50 percent during the Bahamas games



4

NICK RICHARDS

6-11 • 244 • FORWARD • SOPHOMORE
KINGSTON, JAMAICA | THE PATRICK SCHOOL

Kareem Abdul-Jabbar watch list for best center | Started all 37 games for the Wildcats in 2017-18 | Averaged 12.0 points and 4.8 rebounds in the Bahamas



5

IMMANUEL QUCKLEY

6-3 • 185 • GUARD • FRESHMAN
HAVRE DE GRACE, MD. | THE JOHN CARROLL SCHOOL

Two-time high school state champion | Won 3-point contest at McDonald's All American Game | Dished out 18 assists with just two turnovers in the Bahamas



22

REID TRAVIS

6-8 • 238 • FORWARD • GRADUATE STUDENT
MINNEAPOLIS | DELASALLE

Preseason All-SEC First Team | Two-time All-Pac-12 First Team | Totaled more than 1,400 points, 700 boards at Stanford | Karl Malone watch list for best power forward



25

PJ WASHINGTON

6-8 • 228 • FORWARD • SOPHOMORE
DALLAS | FINDLAY PREP

Leading returning scorer and rebounder | Preseason All-SEC Second Team | Started 30 of 37 games last season | Karl Malone watch list for best power forward

LEADERS

POINTS		
UK	PJ Washington	10.8
IUP	Jacobo Diaz	14.8
REBOUNDS		
UK	PJ Washington	5.7
IUP	Jacobo Diaz	9.7
ASSISTS		
UK	Quade Green	2.7
IUP	Dante Lombardi	5.1
STEALS		
UK	PJ Washington	0.8
IUP	Dante Lombardi	1.3
3-POINTERS		
UK	Quade Green	41
IUP	Dante Lombardi	46
FG PERCENTAGE		
UK	Nick Richards	.616
IUP	Willem Brandwijk	.594
FT PERCENTAGE		
UK	Quade Green	.808
IUP	Dante Lombardi	.809

*Based on 2017-18 statistical returners

NEED TO KNOW

Kentucky was picked to win the SEC regular-season title by the league's media members. Reid Travis was tabbed to the preseason All-SEC First Team while PJ Washington was a second-team pick

The Wildcats begin the season ranked No. 2 in the Associated Press Top 25 and the USA Today Coaches Poll. UK picked up 19 of 65 first-place votes in the AP Top 25 and 12 of 32 in the Coaches Poll. It is the sixth time in John Calipari's 10 seasons the Wildcats have been ranked in the preseason top three in both polls


Five Wildcats were named to the Naismith Memorial Basketball Hall of Fame positional award watch lists. Tyler Herro (shooting guard), Keldon Johnson (small forward), Travis (power forward), Washington (power forward) and Nick Richards (center) were all selected

SCHEDULE

OCTOBER						
26	2/2	-/-	^TRANSYLVANIA	SEC	W, 94-66	
NOVEMBER						
2	2/2	-/-	^INDIANA UNIV. OF PA.	SEC	7 p.m.	
6	-/-	-/-	vs. Duke ¹	ESPN	9:30 p.m.	
9	-/-	-/-	SOUTHERN ILLINOIS	SEC	7 p.m.	
14	-/-	-/-	NORTH DAKOTA ²	SEC	9 p.m.	
18	-/-	-/-	VMI ²	SEC	6 p.m.	
21	-/-	-/-	WINTHROP ²	SEC	1 p.m.	
23	-/-	-/-	TENNESSEE STATE ²	SEC	7 p.m.	
28	-/-	-/-	MONMOUTH	SEC	8:30 p.m.	
DECEMBER						
1	-/-	-/-	UNC GREENSBORO	ESPN2	1 p.m.	
8	-/-	-/-	vs. Seton Hall ³	Fox	Noon	
15	-/-	-/-	UTAH	ESPN2	5 p.m.	
22	-/-	-/-	vs. North Carolina ⁴	CBS	5:15 p.m.	
29	-/-	-/-	at Louisville	ESPN2	2 p.m.	
JANUARY						
5	-/-	-/-	at Alabama*	ESPN	Noon/ 1 p.m.	
8	-/-	-/-	TEXAS A&M*	ESPN2/ SEC	7 p.m.	
12	-/-	-/-	VANDERBILT*	SEC	8:30 p.m.	
15	-/-	-/-	at Georgia*	ESPN2/ U/SEC	7 p.m.	
19	-/-	-/-	at Auburn*	ESPN2	4/6 p.m.	
22	-/-	-/-	MISSISSIPPI STATE*	ESPN2	7 p.m.	
26	-/-	-/-	KANSAS ⁵	SEC	6 p.m.	
29	-/-	-/-	at Vanderbilt*	ESPN2	9 p.m.	
FEBRUARY						
2	-/-	-/-	at Florida*	ESPN2	4/6 p.m.	
5	-/-	-/-	SOUTH CAROLINA*	SEC	7 p.m.	
9	-/-	-/-	at Mississippi State*	CBS	1 p.m.	
12	-/-	-/-	LSU*	ESPN2	7 p.m.	
16	-/-	-/-	TENNESSEE*	ESPN2	8 p.m.	
19	-/-	-/-	at Missouri*	ESPN2	9 p.m.	
23	-/-	-/-	AUBURN*	CBS	1:30 p.m.	
26	-/-	-/-	ARKANSAS*	ESPN2/ SEC	9 p.m.	
MARCH						
2	-/-	-/-	at Tennessee*	CBS	2 p.m.	
5	-/-	-/-	at Ole Miss*	ESPN2/ U/SEC	9 p.m.	
9	-/-	-/-	FLORIDA*	CBS	2 p.m.	
13-17	-/-	-/-	SEC Tournament ⁵	ESPN/ SEC	TBA	


All times Eastern | *SEC conference game | HOME GAMES IN CAPS | ^Exhibition
¹Champions Classic (Indianapolis | Bankers Life Fieldhouse)
²Ohio Valley Hardwood Showcase (Rupp Arena | Lexington, Ky.)
³Citi Hoops Classic (Madison Square Garden | New York)
⁴CBS Sports Classic (United Center | Chicago)
⁵SEC/Big 12 Challenge (Rupp Arena | Lexington, Ky.)
⁶SEC Tournament (Bridgestone Arena | Nashville, Tenn.)

BROADCAST INFO

SEC NETWORK  **UK SPORTS NETWORK** 

Kevin Fitzgerald, play-by-play
Daymeon Fishback, analyst

Tom Leach, play-by-play
Mike Pratt, analyst

SATELLITE RADIO 

N/A, Sirius | N/A, XM



TV CHART



0 **QUADE GREEN**
Sophomore | Guard
 6-0 | 170
 Philadelphia
 Neumann-Goretti
 @Q_Green1
 @q_boogi



2 **ASHTON HAGANS**
Freshman | Guard
 6-3 | 192
 Cartersville, Ga.
 Newton
 @H23Ash
 @ashton.hagans



3 **KELDON JOHNSON**
Freshman | Guard
 6-6 | 211
 South Hill, Va.
 Oak Hill Academy
 @keldonjohnson



4 **NICK RICHARDS**
Sophomore | Forward
 6-11 | 244
 Kingston, Jamaica
 The Patrick School
 @iamnickrichards
 @nickrichards_
 @iamnickrichards



5 **IMMANUEL QUICKLEY**
Freshman | Guard
 6-3 | 185
 Havre de Grace, Md.
 The John Carroll School
 @IQ_GodSon
 @immanuelquickley_



10 **JONNY DAVID**
Senior | Guard
 6-2 | 188
 Pittsburgh
 Mt. Lebanon
 @JonnyDavid
 @j david010
 @JonnyDavidUK10



12 **BRAD CALIPARI**
Junior | Guard
 6-0 | 179
 Franklin Lakes, N.J.
 MacDuffie School
 @bradcalipari
 @brad.calipari
 @bradcalipari



13 **JEMARL BAKER JR.**
R-Freshman | Guard
 6-4 | 192
 Menifee, Calif.
 Eleanor Roosevelt
 @jemarlakerjr
 @jemarlakerjr



14 **TYLER HERRO**
Freshman | Guard
 6-5 | 195
 Milwaukee
 Whitnall
 @raf_tyler
 @nolimittherro



21 **ZAN PAYNE**
Freshman | G/F
 6-4 | 240
 Lexington, Ky.
 Lexington Catholic
 @youngpayne2321
 @alexander.payne23



22 **REID TRAVIS**
Graduate | Forward
 6-8 | 240
 Minneapolis
 Stanford University
 @2ReidTravis2
 @reid_travis_22



23 **EJ MONTGOMERY**
Freshman | Forward
 6-10 | 225
 Fort Pierce, Fla.
 Wheeler
 @E_Montgomery
 @_mont23



25 **PJ WASHINGTON**
Sophomore | Forward
 6-8 | 228
 Dallas
 Findlay Prep
 @PJWashington
 @pj_washington



JOHN CALIPARI
Head Coach
 10th Season
 @UKCoachCalipari
 @UKCoachCalipari
 @UKCoachCalipari



KENNY PAYNE
Assoc. Head Coach
 Ninth season at UK
 Fifth season as associate HC



TONY BARBEE
Assistant Coach
 Fifth season at UK
 Fourth season as assistant
 @CoachTonyBarbee



JOEL JUSTUS
Assistant Coach
 Fifth season at UK
 Third season as assistant
 @UKCoachJustus
 @UKCoachJustus



JOHN ROBIC
Special Assistant
 Ninth season at UK
 Second season as special asst.

Pronunciation Guide

JEMARL Baker (Jamal)
Brad/John CALIPARI (cal-uh-PEAR-ee)
QUADE Green (KWAH-DAY)
Ashton HAGANS (HAY-Gens)

Roster

ALPHABETICAL

No.	NAME	POS.	Ht.	Wt.	CL.	HOMETOWN (PREVIOUS SCHOOL)
13	Jemarl Baker Jr.	G	6-4	192	R-Fr.	Menifee, Calif. (Eleanor Roosevelt)
12	Brad Calipari	G	6-0	179	Jr.	Franklin Lakes, N.J. (MacDuffie School)
10	Jonny David	G	6-2	188	Sr.	Pittsburgh (Mt. Lebanon)
0	Quade Green	G	6-0	170	So.	Philadelphia (Neumann-Goretti)
2	Ashton Hagans	G	6-3	192	Fr.	Cartersville, Ga. (Newton)
14	Tyler Herro	G	6-5	195	Fr.	Milwaukee (Whitnall)
3	Keldon Johnson	G	6-6	211	Fr.	South Hill, Va. (Oak Hill Academy)
23	EJ Montgomery	F	6-10	225	Fr.	Fort Pierce, Fla. (Wheeler)
21	Zan Payne	G/F	6-4	240	Fr.	Lexington, Ky. (Lexington Catholic)
5	Immanuel Quickley	G	6-3	185	Fr.	Havre de Grace, Md. (The John Carroll School)
4	Nick Richards	F	6-11	244	So.	Kingston, Jamaica (The Patrick School)
22	Reid Travis	F	6-8	240	Gr.	Minneapolis (Stanford University)
23	PJ Washington	F	6-8	228	So.	Dallas (Findlay Prep)

Head Coach: John Calipari (Clarion, 1982)
Associate Head Coach: Kenny Payne (Louisville, 2003)
Assistant Coaches: Tony Barbee (UMass, 1993)
 Joel Justus (UNC Wilmington, 2004)
Special Asst. to the Head Coach: John Robic (Denison, 1986)
Assoc. AD/Basketball Operations: Chris Woolard (UCLA, 1997)

Director of Basketball Admin.: Will Barton (Kentucky, 2013)
Strength Coach: Robert Harris (Kentucky State, 2009)
Athletic Trainer: Chris Simmons (Memphis, 2002)
Equipment Manager: Mark Evans (Kentucky, 2013)
Recruiting Analyst: Brady Kennedy (Kentucky, 2016)



POLLS, STATS, MEDIA INFO

Weekly Media Schedule

2 Fri.	3 Sat.	4 Sun.	5 Mon.	6 Tue.	7 Wed.	8 Thu.
vs. IUP 7 p.m. SEC Network	No media availability Practice: 10 a.m. & 4 p.m.	Media opportunity: 3:30 p.m. (Cal and players) Practice: 10 a.m. & 4 p.m.	No media availability Travel day Practice: 2 p.m. (in Indianapolis)	vs. Duke 9:30 p.m. ESPN	No media availability Off day	Media opportunity: 2 p.m. (Cal and players) Practice: 2:30 p.m.

Communications & PR Staff



Eric Lindsey
Director
Cell - 859.619.0944
Email - eric.lindsey@uky.edu



Deb Moore
Associate Director
Cell - 859.559.5781
Email - deb.moore@uky.edu



Jake Most
Assistant Director
Cell - 516.996.3229
Email - jake.most@uky.edu

Media Information

CREDENTIAL REQUESTS

Requests for single-game credentials should be made as far in advance as possible and no later than five days prior to game day online at sportssystem.com/kentucky.

CREDENTIAL CRITERIA

The University of Kentucky's decision to issue credentials to a media outlet for the purposes of covering a UK basketball home or away event is determined by a variety of factors. They include the following:

- Amount of coverage given to Kentucky throughout the season
- Intention/ability to cover all 22 sports at Kentucky
- Distribution/size of publication: free, subscription, sale on newsstands, website traffic, etc.
- Radio or TV station program format and size of audience
- Length of existence of the publication, amount of original copy generated, number of full-time employees of the publication and the journalistic experience of the reporter(s)
- Attendance at Kentucky media sessions, including Olympic sport opportunities
- Space availability
- Professionalism, which includes but is not limited to conduct at games, press conferences, practices, on social media, etc.

The University of Kentucky has the right to revoke credentials under its own discretion.

INTERVIEW POLICIES-GENERAL

All interviews with University of Kentucky basketball players or staff members must be arranged through the Communications and public relations office. Media should never contact a player or coach directly.

The Wildcat Coal Lodge, dormitories, team locker rooms and other team quarters are private team areas. Media members are not permitted in these areas unless accompanied by appropriate university personnel.

PRACTICE/PRESS CONFERENCES

Other than announced exceptions, UK basketball practices are closed to the media. UK will accept requests to attend practice. All requests must be made by 10 a.m. the day before the practice. In cases in which practices are open to the media, no cell phones are allowed in the practice facility.

Player interviews are conducted prior to practices the day before a game and will be available to all UK media in the Joe Craft Center lower-level lobby. UK will accept requests for player interviews, but they must be submitted 24 hours prior to the scheduled availability.

Coach John Calipari or an assistant coach will meet with members of the media immediately following player interviews in the lower level lobby of the Joe Craft Center.

Gameday shoot-arounds are closed to the media.

TELEPHONE PLAYER INTERVIEWS

Telephone interviews are available to the media on a call-back basis. Individual player and coach telephone numbers will not be given to members of the media.

Players are instructed not to conduct interviews when contacted directly by telephone. The communications and public relations office will arrange for telephone interviews at a time most convenient for the student-athlete.

Other special requests are handled on a case-by-case basis.

POSTGAME INTERVIEWS

Following each game, there is a cooling-off period, during which time the players shower and dress. Approximately 10 minutes after the game ends, Coach Calipari conducts his postgame press conference while a player is taken to the UK Sports Network.

Following Coach Calipari's press conference and the cooling-off period, selected UK players are brought to the media interview room.

The Polls

Associated Press Top 25 Preseason

1. Kansas (37)
2. Kentucky (19)
3. Gonzaga (1)
4. Duke (4)
5. Virginia (2)
6. Tennessee (1)
7. Nevada
8. North Carolina
9. Villanova (1)
10. Michigan State
11. Auburn
12. Kansas State
13. West Virginia
14. Oregon
15. Virginia Tech
16. Syracuse
17. Florida State
18. Mississippi State
19. Michigan
20. TCU
21. UCLA
22. Clemson
23. LSU
24. Purdue
25. Washington

Receiving Votes: Loyola (Chicago), Marquette, Indiana, Florida, Nebraska, Maryland, Wisconsin, Notre Dame, Cincinnati, Alabama, UCF, Buffalo, Arizona, Louisville, Miami (Fla.), San Diego State, USC, Butler, Texas Tech, Texas, Arizona State, St. John's, Providence, Xavier, Missouri, NC State, Marshall, Davidson

USA Today Coaches Poll Preseason

1. Kansas (14)
2. Kentucky (12)
3. Duke (4)
4. Gonzaga (1)
5. Virginia (1)
6. Tennessee
7. North Carolina
8. Villanova
9. Nevada
10. Michigan State
11. Kansas State
12. Auburn
13. West Virginia
14. Syracuse
15. Florida State
16. Oregon
17. Virginia Tech
18. Michigan
19. Mississippi State
20. UCLA
21. TCU
22. Purdue
23. Clemson
24. Washington
25. Nebraska

Receiving Votes: LSU, Loyola (Chicago), Florida, Indiana, Marquette, Cincinnati, NC State, Alabama, Maryland, Louisville, Providence, Buffalo, USC, Arizona, Butler, UCF, Notre Dame, Texas, Wisconsin, Missouri Baylor, Miami (Fla.), St. John's, Vanderbilt

UK in the Rankings

Team Rankings

Category	Stat	SEC [NCAA]
Scoring	-	-
Scoring Defense	-	-
Scoring Margin	-	-
Free Throw %	-	-
Field Goal %	-	-
Field Goal % Def.	-	-
3-Point FG %	-	-
3-Point FG % Def.	-	-
Rebounding Off.	-	-
Rebounding Def.	-	-
Rebounding Margin	-	-
Blocks Per Game	-	-
Assists Per Game	-	-
Steals Per Game	-	-
Turnover Margin	-	-
Assist/TO Ratio	-	-
Off. Rebs. Per Game	-	-
Def. Rebs. Per Game	-	-
Def. Rebound %	-	-
Off. Rebound %	-	-
3-Point FG Per Game	-	-

Individual Rankings

Category/Player	Stat	SEC [NCAA]
-	-	-

Southeastern Conference Standings

Team	SEC Record	Overall Record	Games Back
Alabama	0-0 (.000)	0-0 (.000)	0.0
Arkansas	0-0 (.000)	0-0 (.000)	0.0
Auburn	0-0 (.000)	0-0 (.000)	0.0
Florida	0-0 (.000)	0-0 (.000)	0.0
Georgia	0-0 (.000)	0-0 (.000)	0.0
Kentucky	0-0 (.000)	0-0 (.000)	0.0
LSU	0-0 (.000)	0-0 (.000)	0.0
Mississippi State	0-0 (.000)	0-0 (.000)	0.0
Missouri	0-0 (.000)	0-0 (.000)	0.0
Ole Miss	0-0 (.000)	0-0 (.000)	0.0
South Carolina	0-0 (.000)	0-0 (.000)	0.0
Tennessee	0-0 (.000)	0-0 (.000)	0.0
Texas A&M	0-0 (.000)	0-0 (.000)	0.0
Vanderbilt	0-0 (.000)	0-0 (.000)	0.0

Upcoming in the SEC

Nov. 6-Nov. 10

Contest	Time	TV Network
Tuesday, Nov. 6		
Lenoir Rhyne at Tennessee	7 p.m.	SEC Network
USC Upstate at South Carolina	7 p.m.	SEC Network+
Winthrop at Vanderbilt	8 p.m.	SEC Network+
Southern at Alabama	8 p.m.	SEC Network+
Central Arkansas at Missouri	8 p.m.	SEC Network+
SE Louisiana at LSU	8:30 p.m.	SEC Network+
Florida at Florida State	9 p.m.	ESPN2
South Alabama at Auburn	9 p.m.	SEC Network
Duke vs. Kentucky	9:30 p.m.	ESPN
Wednesday, Nov. 7		
Savannah State at Texas A&M	9:30 p.m.	SEC Network+
Friday, Nov. 9		
Texas vs. Arkansas	TBD	ESPN
Louisiana at Tennessee	7 p.m.	SEC Network+
Stony Brook at South Carolina	7 p.m.	SEC Network+
Missouri at Iowa State	7 p.m.	-
Southern Illinois at Kentucky	7 p.m.	SEC Network
Charleston Southern at Florida	7 p.m.	SEC Network+
Austin Peay at Mississippi State	7:30 p.m.	SEC Network+
UNC Greensboro at LSU	8 p.m.	SEC Network+
Savannah State at Georgia	8:30 p.m.	SEC Network+
Washington at Auburn	9:30 p.m.	SEC Network
UC Irvine at Texas A&M	9:30 p.m.	SEC Network+
Saturday, Nov. 10		
Western Michigan at Ole Miss	4 p.m.	SEC Network+

All times Eastern



NOTES

Honoring the Cats

Tyler Herro

- Jerry West Award Preseason Watch List

Keldon Johnson

- Julius Erving Award Preseason Watch List

Nick Richards

- Kareem Abdul-Jabbar Award Preseason Watch List

Reid Travis

- Preseason AP All-American Honorable Mention
- Preseason All-SEC First Team
- Karl Malone Award Preseason Watch List

PJ Washington

- Preseason All-SEC Second Team
- NBC Sports Preseason All-America Fourth Team
- Karl Malone Award Preseason Watch List

Kentucky Cruises Past Transylvania in First Exhibition Game

Kentucky rolled past Transylvania last week, 94-66, in its first exhibition game. The Wildcats cruised to victory with seven players in double-figure scoring.

UK shot 56.9 percent from the field and used a decisive size advantage in the paint to outmuscle its in-town foe. The Wildcats dominated with a 62-24 points-in-the-paint edge and outrebounded the Pioneers 52-18.

Although sluggish at times, Kentucky led the entire game and led by as many as 29 points midway through the second half.

EJ Montgomery led UK with 14 points on 7-o-10 shooting. He also grabbed nine rebounds. Quade Green, Keldon Johnson and Nick Richards all scored 13 apiece.

Graduate transfer Reid Travis looked the part in his first exhibition game with 12 points and 10 rebounds. Had it been a regular-season game, it would have been his 27th double-double.

PJ Washington added 12 points and seven rebounds, and Ashton Hagans chipped in with 10 points.

The two schools honored C.M. Newton, a national championship player at Kentucky, former UK athletics director and former Transylvania head coach, prior to Friday's game. Newton died in June at the age of 88.

Wildcats Turn Up for Tune-Ups

Friday's game won't officially count in the official records, but the Wildcats have a knack for taking care of business in exhibition games nonetheless. UK improved to 135-12 all-time in exhibition games with its win over Transylvania last week and has won its last 14 scrimmages, dating back to Nov. 2, 2014, vs. Pikeville.

The Wildcats have never played Indiana University of Pennsylvania in an exhibition or regular-season game.

UK-IUP Connections

When scheduling exhibition opponents, Kentucky's staff generally looks for two things: one, an in-state opponent, or two, a program connection. Indiana University of Pennsylvania checks the latter.

With coaching roots in Pennsylvania, Kentucky head coach John Calipari has known IUP head coach Joe Lombardi for 25 years. Although they've never crossed coaching paths, they both have strong Western Pennsylvania ties, and both coached at Pittsburgh as assistants.

Joe's son Dominic, who played three seasons at IUP, was an assistant video coordinator for two seasons (2012-13 and 2013-14) at UK. Dominic Lombardi followed former Kentucky assistant Orlando Antigua to South Florida and served as the video coordinator for two years before a stop at Duquesne. He's now the director of basketball operations at Morehead State under another former UK staff member, Preston Spradlin.

Kentucky Picked to Win 49th SEC Title

With a mix of seasoned veterans and another crop of talented newcomers, Kentucky will once again be the hunted. Of course that's the same mantra every season, but a select panel of media confirmed the standard for 2018-19 when it voted the Wildcats to win their sixth regular-season title under 10th-year head coach John Calipari.

Should Kentucky achieve the feat, it would mark the program's 49th overall regular-season title.

It's the 14th time since the 1998-99 season the Wildcats are the overall preseason favorite. Calipari has directed his teams to regular-season SEC crowns in 2010, 2012, 2015, 2016 and 2017. Kentucky has claimed the SEC Tournament title in each of the last four seasons and six in all, winning in 2010, 2011, 2015, 2016, 2017 and 2018.

Each school selected media members that cover their team and additional media from across the nation were selected by the conference office to comprise the voting panel. Points were compiled on a 14-13-12-11-10-9-8-7-6-5-4-3-2-1 basis. Each media member also voted for two All-SEC teams.

Travis, Washington Tabbed Preseason All-SEC by Media

In a league as talented as it's ever been, Reid Travis and PJ Washington were tabbed preseason All-Southeastern Conference picks by the league's media.

Travis was picked to the first team while PJ Washington was tabbed to the second team. Both players, along with Keldon Johnson, received at least one vote for the preseason pick for SEC Player of the Year.

Travis is joined by Arkansas' Daniel Gafford, LSU's Tremont Waters, South Carolina's Chris Silva and Tennessee's Grant Williams. Williams was the choice of the media for the preseason player of the year. Joining Washington on the second team were Auburn's Bryce Brown and Jared Harper, Florida's Jalen Hudson, Mississippi State's Quindary Weatherspoon, Missouri's Jontay Porter and Tennessee's Admiral Schofield.

UK Starts Season No. 2 in AP Top 25, USA Today Coaches Poll

With what appears to be a dangerous blend of talent, unusual (for Kentucky) experience and the momentum of a powerful preseason showing in the Bahamas, UK will start the 2018-19 season ranked No. 2 in both the Associated Press Top 25 and the USA Today Coaches Poll. It is the sixth time under John Calipari the Wildcats will begin the year ranked among the top three in both polls.

Kansas was the only team voted ahead of the Wildcats in both polls. UK picked up 19 of the possible 65-first place votes in the AP Top 25 and 12 of the 32 votes in the Coaches Poll. Kentucky just missed out on the No. 1 ranking in the Coaches Poll with 761 points. Kansas received 771.

It's the ninth time in 10 seasons the Wildcats will begin the season ranked among the nation's top five to begin the season.

The AP Top 25 and the Coaches Poll aren't the only preseason rankings that are showing confidence in the Wildcats. The Blue Ribbon College Basketball Yearbook and Andy Katz of NCAA.com tabbed UK No. 1 in their preseason rankings.

Seven Kentucky opponents -- three of which UK will play twice -- enter the 2018-19 season ranked in the AP Top 25, including four top-10 opponents in Kansas (1), Duke (4), Tennessee (6) and North Carolina (8). Four more teams sit just outside the top 25 and received votes.

In the Coaches Poll, six opponents are ranked, four are in the top 10 and six others received votes.

Showcasing the league's strength, fellow SEC members Tennessee (6), Auburn (11), Mississippi State (18) and LSU (23) were ranked among the AP Top 25. Additionally, Florida, Alabama and Missouri earned votes.

Five Players on Naismith Hall of Fame Watch Lists

A whopping five Wildcats -- Tyler Herro, Keldon Johnson, Nick Richards, Reid Travis and PJ Washington -- made preseason watch lists for their positional player of the year awards presented by the Naismith Memorial Basketball Hall of Fame. No other school featured more than four players.

Herro is on the list for the Jerry West Award (best shooting guard). Johnson was tabbed to the Julius Erving Award list (best small forward). Richards is among the candidates for the Kareem Abdul-Jabbar Award (best center), and Travis and Washington are on the Karl Malone Award list (best power forward).



2018-19 Lead-Deficit Comparison

Opponent	Biggest Lead	Biggest Deficit	Biggest Run	Changes	Ties	Led	Trailed	Result
TRANSY	29 (2nd)	None	12-0	0	0	39:46	0:00	W, 94-66
IUP								
vs. Duke								
S. ILLINOIS								
N. DAKOTA								
VMI								
WINTHROP								
TENNESSEE ST.								
MONMOUTH								
UNCG								
vs. Seton Hall								
UTAH								
vs. N. Carolina								
at Louisville								
at Alabama								
TEXAS A&M								
VANDERBILT								
at Georgia								
at Auburn								
MISSISSIPPI ST.								
KANSAS								
at Vanderbilt								
at Florida								
SOUTH CAROLINA								
at Mississippi St.								
LSU								
TENNESSEE								
at Missouri								
AUBURN								
ARKANSAS								
at Tennessee								
at Ole Miss								
FLORIDA								
BIGGEST/MOST								
TOTALS								

By mid-February, each watch list of 20 players will be narrowed down to 10. In March, five finalists will be presented to the various awards' committees and the Hall of Fame's selection committee. The winner of the 2018 positional awards will be presented at the ESPN College Basketball Awards Show April 12.

Rewarding Success in 2017-18

By the John Calipari era "gold standard" expectations, 2017-18 was an up-and-down season.

With a historically young team -- the most inexperienced ever, according to Ken Pomeroy -- UK certainly hit a few potholes during the season, most notably the first four-game losing streak of the Calipari era.

But when things mattered most and it was time to land the plane, as Calipari likes to say, the Wildcats straightened the aircraft out and achieved some lofty goals -- the biggest of which was another Southeastern Conference Tournament title.

UK won its fourth straight conference tournament championship with a dominating run in St. Louis. Kentucky won its sixth SEC Tournament title in Calipari's nine seasons and headed into the 2017-18 NCAA Tournament by winning seven of its final eight games.

The Wildcats made their nation-leading 57th all-time appearance and fifth straight in the NCAA Tournament in 2018 (58 on-court appearances as the 1988 appearance was vacated) and its 26th Sweet 16 appearance since 1975 (the first year that all teams in the tournament were required to win at least one game to advance to the Sweet 16). That's the second-most appearances in the country.

Kentucky was selected as the No. 5 seed in the South Region and downed No. 12 seed Davidson 78-73 in the opening-round game before rolling No. 13 seed Buffalo 95-75 in the second round. The Wildcats fell to Kansas State, the No. 9 seed in the region, in the Sweet 16 despite 18 points and a career-high 15 rebounds from freshman forward PJ Washington.

UK has advanced to the Sweet 16 in seven of John Calipari's nine seasons and won six of seven under Coach Cal. Calipari is 11-3 all-time in Sweet 16 games. Kentucky's loss to Kansas State was its first in its last nine appearances in the Sweet 16.

UK Leads Nation with 31 Players on NBA Rosters

Every year the numbers gets bigger and wilder, but the bottom line remains the same: No school can match the Kentucky men's basketball team's ability to develop players and put them in the NBA.

A whopping 31 players on NBA opening-day rosters (including two-way, inactive and suspension lists) played and finished their college basketball careers at the University of Kentucky, the nation's most prolific NBA player-producing program in the country. UK's 31 players were once again the most of any college basketball program, beating the next-closest school (Duke with 25) by six players.

Of the 31 players in the NBA to start the 2018-19 season, 6.3 percent played and finished their college basketball careers at UK. There are actually fewer teams without a Wildcat (11) than there are NBA teams featuring Wildcats (19).

Kentucky's NBA dominance was best represented in Sacramento, Denver, New Orleans and Oklahoma City, where a combined 13 Wildcats now play at the highest level of the game. Former UK stars Willie Cauley-Stein, De'Aaron Fox, Wenyen Gabriel and Skal Labissiere call Sacramento their home; Trey Lyles, Jamal Murray and Jarred Vanderbilt play for Denver; Anthony Davis, Darius Miller and Julius Randle are in New Orleans; and Hamidou Diallo, Nerlens Noel and Patrick Patterson suit up for OKC.

Three other franchises -- the Milwaukee Bucks (Eric Bledsoe, Jodie Meeks) the Charlotte Hornets (Michael Kidd-Gilchrist, Malik Monk) and the New York Knicks (Enes Kanter, Kevin Knox) -- opened the season with at least two Wildcats apiece.

Of the 31 Wildcats on an opening-day NBA roster, head coach John Calipari has coached 29 of them. With Tyreke Evans (Indianapolis Pacers) and Derrick Rose (Minnesota Timberwolves), who played for Calipari at Memphis, Calipari has coached 31 players on 2018-19 opening-day rosters.

Using figures compiled by basketball-reference.com and spotrac.com, Calipari-coached players only (which includes Rose and Evans but not Meeks or Rondo) have amassed nearly \$1.9 billion in career NBA contracts (\$1.87 billion). In the nine seasons Calipari has been the head coach at Kentucky, his players have totaled more than \$1.5 billion in NBA contracts.

In just the 2018-19 season alone, UK players are slated to make almost \$190 million. Calipari-coached players only (which includes Rose and Evans but not Meeks or Rondo) will make nearly \$195 million.



NOTES

CATS IN THE NBA

At the beginning of the 2018-19 season, 31 former Wildcats were on an opening-day roster, more than any other school in the country. The following listing is as of opening day.

Name	Team
Bam Adebayo	Miami Heat
Eric Bledsoe	Milwaukee Bucks
Devin Booker	Phoenix Suns
Isaiah Briscoe	Orlando Magic
Willie Cauley-Stein	Sacramento Kings
DeMarcus Cousins	Golden State Warriors
Anthony Davis	New Orleans Pelicans
Hamidou Diallo	Oklahoma City Thunder
De'Aaron Fox	Sacramento Kings
Wenyen Gabriel	Sacramento Kings
Shai Gilgeous-Alexander	Los Angeles Clippers
Andrew Harrison	Memphis Grizzlies
Enes Kanter	New York Knicks
Michael Kidd-Gilchrist	Charlotte Hornets
Brandon Knight	Phoenix Suns
Kevin Knox	New York Knicks
Skal Labissiere	Sacramento Kings
Trey Lyles	Denver Nuggets
Jodie Meeks	Milwaukee Bucks
Darius Miller	New Orleans Pelicans
Malik Monk	Charlotte Hornets
Jamal Murray	Denver Nuggets
Nerlens Noel	Oklahoma City Thunder
Patrick Patterson	Oklahoma City Thunder
Alex Poythress	Atlanta Hawks
Julius Randle	New Orleans Pelicans
Rajon Rondo	Los Angeles Lakers
Karl-Anthony Towns	Minnesota Timberwolves
Tyler Ulis	Chicago Bulls
Jarred Vanderbilt	Denver Nuggets
John Wall	Washington Wizards

Several former Wildcats are among the NBA league leaders in the major statistical categories. Stats are through Oct. 31. Former UK players are in **BOLD**.

Points Per Game

1. Stephen Curry (Warriors) - 36.3
- 13. Anthony Davis (Pelicans) - 25.2**

Rebounds Per Game

1. Andre Drummond (Pistons) - 16.3
- 6. Anthony Davis (Pelicans) - 13.0**
- 10. Enes Kanter (Knicks) - 11.0**
- T12. Karl-Anthony Towns (Timberwolves) - 10.6**

Assists Per Game

1. Kyle Lowry (Raptors) - 11.1
- T7. John Wall (Wizards) - 10.1**
- T10. Eric Bledsoe (Bucks) - 6.9**
- T10. De'Aaron Fox (Kings) - 6.9**

Blocks Per Game

1. JaVale McGee (Lakers) - 3.25
- 2. Anthony Davis (Pelicans) - 3.20**
- 5. Karl-Anthony Towns (Timberwolves) - 2.25**
- T20. Michael Kidd-Gilchrist (Hornets) - 1.50**

Steals Per Game

1. Jimmy Butler (Timberwolves) - 3.00
- 3. John Wall (Wizards) - 2.29**
- T6. Anthony Davis (Pelicans) - 2.00**
- T20. De'Aaron Fox (Kings) - 1.50**

Field-Goal Percentage

1. Rudy Gobert (Jazz) - .750
- 16. Willie Cauley-Stein (Kings) - .556**

Free-Throw Percentage

1. Five tied - 1.000
- 16. Karl-Anthony Towns (Timberwolves) - .921**

3-Point Field Goals Made Per Game

1. Stephen Curry (Warriors) - 6.1
- T9. Devin Booker (Suns) - 3.0**

Double-Doubles

1. Three tied - 7
- T8. Anthony Davis (Pelicans) - 5**
- T8. Enes Kanter (Knicks) - 5**
- T20. Karl-Anthony Towns (Timberwolves) - 3**

Four Players Drafted in 2018; Five Make NBA Rosters

Kentucky's aforementioned presence in the NBA was bolstered by yet another strong NBA Draft. Four players -- Hamidou Diallo (45th), Shai Gilgeous-Alexander (11th), Kevin Knox (ninth) and Jarred Vanderbilt (41st) were all selected in the 2018 NBA Draft.

Wenyen Gabriel went undrafted but proved himself worthy of a chance with a team with a great summer of workouts and NBA Summer League showing. Ultimately the Sacramento Kings signed him to a two-way deal.

In nine seasons with John Calipari at the helm, Kentucky has churned out three No. 1 selections, 26 first-rounders, 19 lottery picks and 35 total players in the NBA Draft. The 35 draft picks are nearly twice as many as the next school (Duke). With another surge of first-round picks, Kentucky has more first-round selections (36) than any other school in the NBA lottery era (since 1985).

Not the Same Old (Young) Story

It seems like with every John Calipari team, youth is the story -- and there is certainly plenty of it on this year's team as well -- but this season's bunch does have some familiar faces on it.

The Wildcats return three key pieces from last season's Southeastern Conference Tournament championship team in PJ Washington, Quade Green and Nick Richards. Washington was UK's third-leading scorer (10.8 points per game) last season and leading rebounder (5.7 rpg). Green's scoring average was just below double figures (9.3) while dishing out 2.7 assists per game and making 41 3-pointers. Richards started every game and proved to be a reliable scorer, rebounder and shot blocker.

The trio accounted for 2,224 minutes, 905 points, 434 rebounds, 157 assists and 64 blocks a season ago. They combined for 80 starts in 2017-18. That's a lot by the Calipari era standard.

As a matter of fact, throw in the returning reserves Brad Calipari and Jonny David and UK returns its highest percentage of minutes (33.1 percent), points (32.0 percent) and rebounds (30.6) since the 2014-15 team that went 38-1 and advanced to the Final Four.

Every team but one in the Calipari era has made the NCAA Tournament, but Calipari's best teams have always combined young talent with a few returning pieces.

The 2009-10 squad with John Wall and DeMarcus Cousins had veteran Patrick Patterson. The 2010-11 Final Four team had DeAndre Liggins and Josh Harrellson. The 2011-12 national championship team boasted three key returners in Terrence Jones, Doron Lamb and Darius Miller. The 2013-14 national runner-up squad featured Alex Poythress and Willie Cauley-Stein. And then the 2014-15 team that nearly ran the table had both Poythress and Cauley-Stein back again in addition to Andrew and Aaron Harrison and Dakari Johnson.

As for the young talent ...

But, Expect Growing Pains

"Experienced" by John Calipari era standards team this may be, but the 2018-19 squad will still be young in comparison to the rest of the nation. Six true freshmen dot the roster, plus redshirt freshman Jemarl Baker Jr., who missed all of last season with a knee injury.

The six-man freshman class includes guards Ashton Hagans, Tyler Herro and Immanuel Quickley, forwards Keldon Johnson and EJ Montgomery, and guard/forward Zan Payne (Payne is expected to redshirt this season as he recovers from a knee injury suffered late in his high school senior season).

Officially the class is ranked No. 2 in the country -- making Calipari 10 for 10 when it comes to top-three ranked recruiting classes -- but even the No. 2 ranking might not do this class justice.

Talent aside -- and this one has plenty of it -- this collection of prospects could be one of Calipari's best because of its versatility. Calipari checked just about every box in putting this class together.

There are shooters. There are playmakers. There is athleticism and toughness. Yes, there is a nice mix of guards and forwards, but this class is once again made up of "position-less" players, giving the Wildcats a number of options to attack teams.

And it doesn't even officially include newcomer Reid Travis, a two-time All-Pac-12 graduate transfer from Stanford (more on him below).

Of the six incoming freshmen, five are consensus five- or four-star prospects, three played in the McDonald's All American Game, two in the Jordan Brand Classic and two in the Nike Hoop Summit.

Measurables



Top Wing Span

1. Nick Richards - 7'5"
2. PJ Washington - 7'3"
3. Reid Travis - 7'0.25"
4. EJ Montgomery - 6'11.5"
5. Keldon Johnson - 6'8.75"

Top Vertical

1. Immanuel Quickley - 37.0"
2. Johnson/Richards/Washington - 36.50"
5. Ashton Hagans - 36.0"
6. Reid Travis - 35.5"

Top Hand Width

1. Nick Richards - 10.5"
2. PJ Washington - 10.25"
3. EJ Montgomery - 10.0"
4. Ashton Hagans - 9.75"
5. Jemarl Baker Jr. - 9.25"



With all those new faces, growing pains are expected. Although it won't be a historically young team like last year's, it will still be *one* of the youngest.

According to one NCAA survey, UK is one of just 16 schools with one or fewer scholarship players that are seniors or graduate transfers. That same survey revealed that Kentucky is tied nationally for the second-most players who are sophomores or younger on scholarship.

So while these collective Cats are more experienced based on recent UK history, there is still plenty of growing to do.

The Grown Man: Reid Travis

The one very obvious and hard-to-miss counter to Kentucky's youth comes with a serious punch: Reid Travis.

A grown man, as John Calipari likes to call him, Travis will not only give Kentucky experience, he brings some decorated credentials with him from Stanford, where he received his undergraduate degree.

The two-time All-Pac-12 First Team selection was one of the Pac-12's best players over the last two seasons, averaging 17.4 points and 8.9 rebounds in 2016-17 and 19.5 points and 8.7 rebounds last season. He is one of three individuals in Stanford history with at least 1,400 points and 700 rebounds in less than 100 career games.

Travis was a three-year captain for Stanford and graduated 16th on Stanford's career scoring list with 1,427 points and 758 rebounds. He was a National Association of Basketball Coaches First Team All-District selection as well as a U.S. Basketball Writers Association All-District pick in 2017-18.

Dependably dangerous is what the Wildcats will get with Travis. He scored in double figures in all but one game a season ago and recorded double-digit rebounds in 16 games. All 16 of those double-figure rebounding efforts resulted in double-doubles, including the final seven games of the season. He scored 20 or more points in 18 games, including a career-high 33 late in the season.

The addition of Travis is UK's first incoming transfer since Mychal Mulder in 2015-16.

Big Blue Bahamas Provided Wildcats Headstart

Kentucky's four-game performance in the Bahamas for its foreign exhibition tour did nothing to temper expectations and hype for this team's dangerous mix of young talent and experience. In fact, it may have heightened the ceiling of expectations.

Playing against professional teams from Argentina, the Bahamas, Canada and Serbia – teams John Calipari predicted would knock off UK at least once or twice – the Wildcats rolled in all four with an average margin of 29.0 points per game.

UK shot 49.8 percent from the floor, outrebounded its opponents by an average of 12.5 boards per game, dished out 17.0 assists per contest and committed just 11.3 turnovers, largely with a new team.

Five Wildcats averaged double figures, led by freshman Tyler Herro with 17.3 per game. PJ Washington averaged 14.5 points and 7.5 rebounds, and Reid Travis averaged a double-double with 10.8 points and 10.3 rebounds per game. And those were just the headliners.

Keldon Johnson averaged 13.3 points per game; Nick Richards looked dominant at times, Quade Green was on fire after a slow start; Immanuel Quickley posted 18 assists with just two turnovers; and Ashton Hagans was a defensive difference maker.

The NCAA allows teams to take a foreign exhibition tour every four seasons. The last Calipari team to utilize the window was the 2014-15 team that experienced similar success in the Bahamas. That group went 5-1, propelling it to 38 straight wins in the regular season, a Southeastern Conference championship and a Final Four berth.

Kentucky's Schedule as Good as it Gets

Kentucky's schedule is always among the toughest in the country but this season's might be the best of the John Calipari era.

UK will face the likes of Duke (Nov. 6) in Indianapolis in the State Farm Champions Classic, North Carolina (Dec. 22) in Chicago in the CBS Sports Classic and Kansas (Jan. 26) in Rupp Arena as a part of the SEC/Big 12 Challenge. Plus there's the annual rivalry game at Louisville (Dec. 29) in the Derby City, Seton Hall (Dec. 8) in Madison Square Garden in the Citi Hoops Classic and Utah (Dec. 15) in Rupp Arena.

And that's just the nonconference slate.

The Southeastern Conference featured eight teams in the NCAA Tournament a season ago. UK will play three of those teams twice.

The Wildcats will face 16 teams that played in the postseason in 2018, including 12 in the NCAA Tournament. UK's competition combined to go 526-356 (.596) last season.

Thirteen teams finished the 2017-18 season with an RPI in the top 50 and seven ended the season in one of the major two polls.

Kentucky's nonconference schedule will see the Wildcats play in premier venues such as the United Center in Chicago (vs. UNC), Bankers Life Fieldhouse in Indianapolis (vs. Duke) and Madison Square Garden in New York (vs. Seton Hall), plus a difficult road game at Louisville.

Seven Kentucky opponents enter the 2018-19 season ranked in the Associated Press Top 25, including four top-10 opponents in Kansas (1), Duke (4), Tennessee (6) and North Carolina (8). Four more teams sit just outside the top 25 and received votes.

Historic 3-Point Streak Over

Kentucky's historic streak of consecutive made 3-pointers came to an end in 2017-18.

UK entered the 2018 NCAA Tournament having made a least one 3-pointer in a nation-leading 1,047 straight games. With an 0-for-6 performance from behind the arc in a 78-73 opening-round win over Davidson, the historic streak came to an end.

The Wildcats had hit at least one 3-pointer for nearly 30 consecutive years dating back to

UK's Record vs. AP Ranked Opponents and as an AP Ranked Opponent Under Cal

Kentucky (RK)	Opponent Rank																									RV	NR	TOTAL	
	1	2	3	4	5	6	7	8	9	10	11	12	13	14	15	16	17	18	19	20	21	22	23	24	25				
1	-	0-1	0-1	1-0	2-0	2-0	-	2-0	1-0	-	0-1	-	-	-	-	2-0	1-0	1-0	-	1-0	3-0	1-0	-	-	-	6-2	46-2	69-7	
2	-	-	-	-	1-0	0-1	-	-	-	-	-	1-0	1-0	-	1-0	-	1-0	-	0-1	-	-	-	-	-	-	-	4-0	22-0	31-2
3	-	-	-	1-0	-	-	-	-	0-1	-	-	1-0	-	-	-	-	-	-	-	0-1	-	-	-	-	-	-	1-0	17-0	20-2
4	-	0-1	-	-	-	-	-	-	-	-	-	-	-	1-0	-	-	-	-	-	-	-	-	-	-	-	1-0	1-0	6-2	9-3
5	-	-	-	-	-	0-1	-	-	-	-	1-0	-	-	-	-	-	-	-	-	-	-	-	-	-	1-0	-	-	8-0	10-1
6	-	-	-	-	-	-	1-0	1-0	-	0-1	-	-	-	-	-	-	-	-	1-0	-	-	-	-	-	-	1-0	1-0	6-0	10-1
7	-	-	-	0-1	-	-	-	-	-	-	-	-	-	-	-	-	-	-	-	-	-	-	-	-	-	-	-	2-1	2-2
8	-	-	-	-	-	-	-	-	-	-	-	-	1-0	-	-	-	-	-	-	-	-	-	-	-	0-1	-	2-3	11-0	14-4
9	-	-	-	-	-	-	-	-	-	-	-	-	-	-	-	-	-	-	-	-	-	-	-	-	-	-	-	3-1	3-1
10	-	-	-	-	-	-	-	-	-	-	-	-	0-1	-	-	-	-	-	-	-	-	-	-	-	-	0-3	4-1	4-5	
11	1-0	-	-	-	-	-	1-0	0-1	-	-	-	1-0	-	-	-	-	0-1	-	-	-	-	2-0	-	-	-	-	6-1	11-3	
12	-	-	-	-	-	-	-	-	-	-	-	-	-	-	1-0	-	-	-	-	-	-	-	-	-	-	1-0	1-1	3-1	
13	-	-	-	-	-	-	-	-	-	-	-	-	-	-	-	-	-	-	-	-	-	-	-	-	-	-	6-1	6-1	
14	-	-	0-1	-	-	-	-	-	-	-	-	-	-	-	-	-	-	-	-	-	-	-	-	-	-	1-1	7-1	8-3	
15	-	-	-	-	-	-	-	-	-	-	-	1-0	-	-	-	-	-	-	-	-	-	-	-	-	-	1-0	3-0	5-0	
16	-	-	-	-	-	-	-	-	-	-	-	-	-	-	-	1-0	-	-	-	-	-	-	-	-	-	1-0	4-1	6-1	
17	-	-	-	-	-	-	-	-	-	-	-	-	-	-	-	-	-	-	-	-	-	-	1-1	-	-	-	3-2	4-3	
18	-	-	-	-	-	-	-	-	-	-	-	-	-	-	-	-	-	-	-	-	-	0-1	-	-	-	-	3-2	4-2	7-4
19	-	-	-	1-0	-	-	-	-	-	-	-	-	-	-	-	-	-	-	-	-	-	-	-	-	-	-	1-0	2-0	
20	-	-	0-1	-	-	-	-	-	-	-	-	-	-	-	-	-	-	-	-	-	1-0	-	-	-	-	-	3-1	4-2	
21	-	-	-	-	-	-	-	-	-	-	-	-	-	-	-	-	-	-	-	-	-	-	-	-	-	1-0	2-1	3-1	
22	-	-	-	-	-	-	-	-	-	-	-	1-0	-	-	-	-	-	-	-	-	-	-	-	-	-	1-0	5-1	7-1	
23	-	-	-	-	-	-	-	-	-	-	-	-	-	-	-	-	-	-	-	-	-	-	-	-	0-1	3-0	3-1		
24	-	-	-	-	-	-	-	-	-	-	-	-	-	0-1	-	-	-	-	-	-	-	-	-	-	-	-	0-1	0-2	
25	0-1	-	-	-	-	-	0-1	-	-	-	-	-	-	-	-	-	-	-	-	-	-	-	-	-	-	-	1-1	1-3	
RV	0-1	1-0	-	-	1-0	-	2-0	-	-	0-1	-	1-0	1-0	-	-	-	0-1	-	-	-	-	-	-	-	-	-	-	6-3	
NR	-	-	-	0-1	-	-	-	-	-	-	1-0	-	-	-	1-0	-	-	-	-	-	-	-	-	-	-	-	-	2-1	
TOTAL	1-2	1-2	0-2	3-3	4-1	2-1	4-1	3-0	1-2	1-2	1-1	4-0	5-0	1-1	1-1	4-0	3-0	1-2	1-1	1-1	4-0	3-0	1-2	1-1	1-0	Total	250-58		
																										Total	52-26		



NOTES

Nov. 28, 1988, vs. California. Previously, UK's last game without a 3 came against Seton Hall on Nov. 26, 1988. UK was 807-240 during the streak.

Since the inception of the 3-pointer beginning in the 1986-87 season, UK's win over Davidson marked the first time in program history the team won a game without making at least one 3-pointer.

Kentucky passed UNLV for the nation's longest active streak of consecutive games with a made 3-pointer in its final game of 2015-16. UNLV's streak is still active.

Cats Deliver the Knockout Punch

UK is 233-5 (.979) in the John Calipari era when leading by at least 10 points at any time in the contest.

When Kentucky failed to put away South Carolina in 2017-18 after leading by as many as 14 points in the second half, it was the first time the Wildcats let a double-digit lead wind up in a loss since losing two such games in the 2015-16 campaign.

UK also blew two double-digit leads during the 2012-13 season. Four of the five losses have been to conference opponents.

Perhaps most impressive of all is that 70.2 percent of games Calipari has coached in at Kentucky have produced 10-point leads at some point during the game for UK. The Wildcats have led by 10 points or more in a whopping 84.7 percent of Calipari's 275 career wins at Kentucky.

Big-Game Cal, Cats

John Calipari's teams aren't just good against the best teams in the country, they're great. Not only does Kentucky have a 52-26 record (.667) vs. Associated Press Top 25 teams, UK is 5-3 when both teams are ranked in the AP top five under Calipari.

All-time, Calipari is 11-7 when both teams are ranked in the AP top five. When both teams are ranked in the AP Top 25, Calipari's all-time record is 75-49, including a 44-22 mark at Kentucky. When both are ranked in the top 10 he has a 24-15 record, including 13-8 at UK.

Taking Care of Business

Kentucky's 52-26 record vs. opponents ranked in the Associated Press Top 25 in John Calipari's tenure is impressive, but the Wildcats' ability to beat all-comers can't be overlooked. Under Calipari, UK is 223-38 vs. unranked competition, an .854 winning percentage.

Bounce Back

The Wildcats don't lose very often during the John Calipari era, but when they do, they almost always bounce back. UK is 44-12 under Calipari following a loss.

The Wildcats have only lost back-to-back games 12 times during the Calipari era with three of those losses having come during a four-game losing streak from Feb. 3-14, 2018. That was the first four-game losing streak under Calipari.

Previously, the last time UK lost four games in a row was in February 2009, when the Wildcats dropped four straight games to end the regular season. It's the first time Calipari had lost four straight since the end of the 2004-05 season at Memphis.

Always Efficient

According to Ken Pomeroy's calculations on kenpom.com, UK's teams under John Calipari have consistently ranked among the most efficient teams in the country per possession.

Year	Offense (Rank)	Defense (Rank)	Overall
2018	115.8 (24)	95.4 (22)	17th
2017	119.1 (12)	91.4 (7)	4th
2016	120.4 (5)	98.0 (53)	6th
2015	119.3 (5)	86.5 (2)	1st
2014	117.6 (10)	96.9 (41)	11th
2013	108.8 (42)	99.1 (129)	42nd
2012	122.9 (2)	88.2 (9)	1st
2011	118.1 (7)	90.4 (15)	6th
2010	116.1 (15)	86.2 (6)	3rd

S-E-C! S-E-C! S-E-C!

Kentucky has the unquestionable reputation as the league's gold standard. Since the SEC's inception in 1932-33, the Wildcats have been the most dominant team in the league, recording a 982-278 mark (.779) in regular-season conference play. Only two other teams have won more than 700 regular-season SEC games (Alabama and Tennessee), and no other team has a better winning percentage.

- Kentucky has averaged 11.6 wins and only 3.3 losses per season in 85 seasons in the SEC
- UK has won 48 SEC titles and 31 SEC Tournament championships
- The Wildcats have won 16 of the last 26 SEC Tournament titles
- Kentucky has won at least a share of five of the last nine SEC regular-season championships under head coach John Calipari
- UK has played in the championship game of the SEC Tournament in eight of Calipari's nine seasons, winning the tournament six times, including each of the last four

- The SEC won the Big 12/SEC Challenge for the first time with a 6-4 margin in 2018
- Eight teams made the 2018 NCAA Tournament field, the second most of any league in the country and a new conference record. The league went 8-8
- Five teams begin the 2018-19 season ranked in the top 10 of the Associated Press Top 25 with three more receiving votes

Hold Them to 55 Points and 40 Percent from the Field

Defense has always been a recipe for success for the Wildcats under John Calipari. The special ingredient: 55 points. UK is a perfect 64-0 under Calipari when holding the opponent to 55 points or fewer. The Wildcats are 152-7 under Calipari when limiting the opponent to 63 points or less. Kentucky's 61-59 loss to Tennessee in 2017-18 snapped a 60-game winning streak when holding the opponent to 63 or less.

Kentucky has also fared well when it keeps its opponents to less than a 40-percent field-goal clip from the floor. UK is 164-15 against opponents under Calipari when its field-goal percentage is 40 percent or lower.

Davis Inducted into UK Athletics Hall of Fame

Anthony Davis was inducted into the UK Athletics Hall of Fame as a member of the 2017 class in September.

Davis led UK to the 2012 national championship with one of the most dominating seasons by a freshman in college basketball history. A winner of virtually every major national award, Davis was tabbed, among others: National Player of the Year, NCAA Final Four Most Outstanding Player, NCAA Consensus First Team All-American, National Freshman of the Year, Southeastern Conference Player of the Year, SEC Defensive Player of the Year and SEC Freshman of the Year.

The 2011-12 Wildcat guided UK to a 38-2 record and an SEC regular-season championship while shattering the single-season school record for blocks in a season with 186, which ranks as the fourth in NCAA history.

Davis was selected No. 1 overall in the 2012 NBA Draft and is now in his seventh season in the league. He's a five-time NBA All-Star, a three-time All-NBA First Team member, the 2017 NBA All-Star MVP and a 2012 Olympic gold medalist.

Best in the Bluegrass

Kentucky has been dominant against teams in the state under John Calipari. UK is 16-2 against in-state foes with Calipari at the helm.

The mark also includes a 9-2 mark vs. Louisville. Two of the victories over the Cardinals came in postseason play. UK had its four-game winning streak snapped in 2016-17 but has won all five meetings played in Rupp Arena, including a 29-point blowout in 2017-18, the third-biggest margin of victory in the history of the series. Louisville's two wins have come by a combined six points.

Here's a list of the meetings between the state's two premier programs since Calipari took over at UK:

- Jan. 2, 2010 - UK won 71-62 at Rupp Arena
- Dec. 31, 2010 - UK won 78-63 at KFC YUM! Center
- Dec. 31, 2011 - UK won 69-62 at Rupp Arena
- March 31, 2012 - UK won 69-61 at the Superdome (NCAA Final Four in New Orleans)
- Dec. 29, 2012 - Louisville won 80-77 at KFC YUM! Center
- Dec. 28, 2013 - UK won 73-66 at Rupp Arena
- March 28, 2014 - UK won 74-69 at Lucas Oil Stadium (NCAA Sweet 16 in Indianapolis)
- Dec. 27, 2014 - UK won 58-50 at KFC YUM! Center
- Dec. 26, 2015 - UK won 75-73 at Rupp Arena
- Dec. 21, 2016 - Louisville won 73-70 at KFC YUM! Center
- Dec. 29, 2017 - UK won 90-61 at Rupp Arena

Success Rate

The Wildcats received an NCAA award in the spring of 2018 for placing in the top 10 percent of all men's basketball teams in the country in the NCAA's annual Academic Progress Rate. UK scored a perfect 1,000.

It's the fourth straight year the men's basketball team received the award and the fifth time since 2009.

The APR provides a real-time look at a team's academic success by the progress of each student-athlete on scholarship. The APR measures academic eligibility, retention and graduation. The scores are a four-year composite, covering the 2013-14 through 2016-17 school years.

Every Division I sports team across the nation calculates its APR each academic year, similar to a report card. Scholarship student-athletes each semester earn one point for remaining eligible and one point for staying in school or graduating.

UK has received a perfect 1,000 mark in each of the last five single-year APR rates.

The NCAA cut score to compete in the 2017-18 postseason is a 930 four-year APR. Teams scoring below 930 can face consequences intended to direct additional focus on academics. Those penalties can include practice restrictions and playing-season reductions.



KENTUCKY BY THE NUMBERS

Date	Opponent	Result	Points	Rebounds	Blocks	Steals	Assists
O.26	[-/-] TRANSYLVANIA [^]	W, 94-66	Montgomery -14 [^]	Travis - 10 [^]	Two tied with 2 [^]	Five tied with 1	Quickley - 4 [^]
N.2	[-/-] IUP [^]						
N.6	[-/-] Duke ¹						
N.9	[-/-] SOUTHERN ILLINOIS						
N.14	[-/-] NORTH DAKOTA ²						
N.18	[-/-] VMI ²						
N.21	[-/-] WINTHROP ²						
N.23	[-/-] TENNESSEE STATE ²						
N.28	[-/-] MONMOUTH						
D.1	[-/-] UNC GREENSBORO						
D.8	[-/-] Seton Hall ³						
D.15	[-/-] UTAH						
D.22	[-/-] North Carolina ⁴						
D.29	[-/-] at Louisville						
J. 5	[-/-] at Alabama*						
J. 8	[-/-] TEXAS A&M*						
J. 12	[-/-] VANDERBILT*						
J. 15	[-/-] at Georgia*						
J. 19	[-/-] at Auburn*						
J. 22	[-/-] MISSISSIPPI STATE*						
J. 26	[-/-] KANSAS ⁵						
J. 29	[-/-] at Vanderbilt*						
F. 2	[-/-] at Florida*						
F. 5	[-/-] SOUTH CAROLINA*						
F. 9	[-/-] at Mississippi State*						
F. 12	[-/-] LSU*						
F. 16	[-/-] TENNESSEE*						
F. 19	[-/-] at Missouri*						
F. 23	[-/-] AUBURN*						
F. 26	[-/-] ARKANSAS*						
M. 2	[-/-] at Tennessee*						
M. 5	[-/-] at Ole Miss*						
M. 9	[-/-] FLORIDA*						

Times Led

Times Led

Times Led

Times Led

Times Led

All games in **BOLD CAPS**; *SEC game; ^exhibition

1 - Champions Classic (Bankers Life Fieldhouse | Indianapolis)

2 - Ohio Valley Hardwood Showcase (Rupp Arena)

3 - CITI Sports Classic (Madison Square Garden | New York)

4 - CBS Sports Classic (United Center | Chicago)

5 - SEC/BIG 12 Challenge (Rupp Arena)

Comparing the Calipari Era

A look at the final statistics throughout the John Calipari era ...

Year	FG%	Opp. FG%	3-Pt. FG%	FT%	RPG	Assists	TOs.	Blocks	Steals	Points	PPG	Record
2017-18	.472	.404	.357	.698	38.6	489	481	176	208	2,840	76.8	26-11
2016-17	.473	.424	.353	.703	39.8	585	443	201	229	3,225	84.9	32-6
2015-16	.478	.397	.366	.690	38.8	512	402	209	206	2,861	79.5	27-9
2014-15	.468	.354	.349	.726	38.0	553	408	268	253	2,900	74.4	38-1
2013-14	.453	.411	.332	.682	40.2	446	481	236	189	2,992	74.8	29-11
2012-13	.475	.392	.346	.642	37.8	441	430	217	185	2,396	72.6	21-12
2011-12	.488	.374	.378	.723	38.9	531	453	344	242	3,095	77.4	38-2
2010-11	.459	.394	.397	.710	37.4	482	406	239	211	2,845	74.9	29-9
2009-10	.478	.378	.331	.668	41.7	573	547	273	279	3,012	79.3	35-3



MISCELLANEOUS STATS

Team Leaders

NO.	NAME	GAME LEADERS					GAMES WITH							
		PTS.	REBS.	BLKS.	ASSTS.	STLS.	10+ PTS	20+ PTS	10+REBS	3+ASSTS	3+BLKS	3+STLS	3+3s	DOUBLE-DOUBLE
0	Quade Green	(-3)	(-1)	-	(-7)	(-4)	(-17)	(-1)	-	(-17)	-	-	(-4)	-
2	Ashton Hagans	-	-	-	-	-	-	-	-	-	-	-	-	
3	Keldon Johnson	-	-	-	-	-	-	-	-	-	-	-	-	
4	Nick Richards	(-1)	(-8)	(-12)	-	-	(-7)	(-1)	(-1)	-	(-4)	-	(-1)	
5	Immanuel Quickley	-	-	-	-	-	-	-	-	-	-	-	-	
10	Jonny David	-	-	-	-	-	-	-	-	-	-	-	-	
12	Brad Calipari	-	-	(-1)	-	-	-	-	-	-	-	-	-	
13	Jemarl Baker	-	-	-	-	-	-	-	-	-	-	-	-	
14	Tyler Herro	-	-	-	-	-	-	-	-	-	-	-	-	
21	Zan Payne	-	-	-	-	-	-	-	-	-	-	-	-	
22	Reid Travis*	(-36)	(-49)	(-11)	(-3)	(-15)	(-69)	(-28)	(-31)	(-5)	(-2)	(-5)	(-1)	(-26)
23	EJ Montgomery	-	-	-	-	-	-	-	-	-	-	-	-	
25	PJ Washington	(-6)	(-7)	(-11)	(-3)	(-10)	(-23)	(-2)	(-3)	(-8)	(-2)	(-3)	(-3)	

Career total in (parentheses); *Includes Stanford career

Starting Lineups

Guard	Guard	G/F	Forward	Forward	Games	W-L
-	-	-	-	-	-	-

Starter	Games Started	Wins	Losses
-	-	0	0

Streaks

Overall	Lost 1
Unranked AP teams anywhere	Lost 1
Ranked AP teams anywhere	Won 1
Home	Won 3
Home AP ranked teams	Lost 1
Home AP unranked teams	Won 5
Home SEC	Won 3
Home nonconference	Won 7
Home AP ranked SEC	Lost 1
Home AP unranked SEC	Won 5
Home AP ranked nonconference	Lost 1
Home AP unranked nonconference	Won 43
Road	Lost 1
Road AP ranked teams	Lost 1
Road AP unranked teams	Lost 1
Road SEC	Lost 1
Road nonconference	Won 1
Road AP ranked SEC	Lost 3
Road AP unranked SEC	Lost 1
Road AP ranked nonconference	Won 1
Road AP unranked nonconference	Lost 4
Neutral	Lost 1
Neutral AP ranked teams	Won 1
Neutral AP unranked teams	Lost 1

Active Consecutive Made Starts

Nick Richards	37
PJ Washington	6

Active Consecutive Made Free Throws

Jonny David	2
Quade Green	1
Nick Richards	1
PJ Washington	1

Active Consecutive Games with a 3-Pointer

Quade Green	2
-------------	---

13
14
15
16
17
18
19
20
21
22
23
24
25+

Dunk Tracker

Player	Dunks in 2018-19	Dunks in Career
PJ Washington	-	40
Nick Richards	-	28

Fast Facts

Shooting Percentage	-
Avg. Assists Per Game	-
Points Off Turnovers	-
Second-Chance Points	-
Points in the Paint	-
Fast Break Points	-
Bench Points	-
Points Per Possession	-
Avg. Time of Possession	-

How UK Scored Its First Points

Player	Dunk/Layup	Jumper	3PT	FT
-	-	-	-	-

Kentucky's Record When

KENTUCKY RECORD	ALL	SEC	KENTUCKY RECORD	ALL	SEC
Leading at halftime:	0-0	0-0	On CBS:	0-0	0-0
Tied at the half:	0-0	0-0	On ESPN/ESPN2/ESPNU:	0-0	0-0
Trailing at halftime:	0-0	0-0	On Fox Sports1:	0-0	0-0
Shoot > 50%:	0-0	0-0	On SEC Network/(+):	0-0	0-0
Shoot < 50%:	0-0	0-0	On FSN:	0-0	0-0
Shoot < % than opp.:	0-0	0-0	vs. SEC at Home:	0-0	0-0
Shoot lower % than opp.:	0-0	0-0	vs. SEC on Road:	0-0	0-0
Opp. shoot worse than 50%:	0-0	0-0	Games vs. AP ranked opp.:	0-0	0-0
Opp. shoot 50% or higher:	0-0	0-0	Games following a loss:	0-0	0-0
Score less than 60 points:	0-0	0-0	Games following a win:	0-0	0-0
Score 60-69 points:	0-0	0-0	More points in the paint:	0-0	0-0
Score 70-79 points:	0-0	0-0	Fewer/Same points in the paint:	0-0	0-0
Score 80-89 points:	0-0	0-0	More bench points than opp.:	0-0	0-0
Score 90-99 points:	0-0	0-0	Fewer or same bench pts.:	0-0	0-0
Score 100+ points:	0-0	0-0	More 2nd-chance points:	0-0	0-0
Opp. score less than 60 pts.:	0-0	0-0	Fewer or same 2nd chance pts.:	0-0	0-0
Opp. score 60-69 pts.:	0-0	0-0	More or same points off TOs:	0-0	0-0
Opp. score 70-79 pts.:	0-0	0-0	Fewer points off TOs:	0-0	0-0
Opp. score 80-89 points:	0-0	0-0	On Monday:	0-0	0-0
Opp. score 90-99 points:	0-0	0-0	On Tuesday:	0-0	0-0
Opp. score 100+ points:	0-0	0-0	On Wednesday:	0-0	0-0
Outrebounded opponent:	0-0	0-0	On Thursday:	0-0	0-0
Outrebounded by opponent:	0-0	0-0	On Friday:	0-0	0-0
Equal number of rebounds:	0-0	0-0	On Saturday:	0-0	0-0
Fewer turnovers than opp.:	0-0	0-0	On Sunday:	0-0	0-0
Same turnovers as opp.:	0-0	0-0	In November:	0-0	0-0
More turnovers than opp.:	0-0	0-0	In December:	0-0	0-0
Make 8 or more 3-pointers:	0-0	0-0	In January:	0-0	0-0
Make 7 or fewer 3-pointers:	0-0	0-0	In February:	0-0	0-0
Games decided by 5 or fewer:	0-0	0-0	In March:	0-0	0-0
Overtime games:	0-0	0-0	In April:	0-0	0-0

How the Cats are Scoring



INDIVIDUALS

SCORING

Scored 25 points: Shai Gilgeous-Alexander (27) vs. Buffalo, 3/17/18

Scored 30 points: Shai Gilgeous-Alexander (30) vs. Vanderbilt, 1/30/18

Scored 35 points: De'Aaron Fox (39) vs. UCLA, 3/24/17

Scored 40 points: Malik Monk (47) vs. North Carolina, 12/17/16

Scored 45 points: Malik Monk (47) vs. North Carolina, 12/17/16

Scored 50 points: Jodie Meeks (54) at Tennessee, 1/13/09

Two players had 20 points: Shai Gilgeous-Alexander (27), Hamidou Diallo (22), vs. Buffalo, 3/17/18

Three players had 20 points: DeMarcus Cousins (27)/John Wall (21)/Patrick Patterson (20) vs. Sam Houston State, 11/19/09

Two players had 30 points: Patrick Patterson (33) and Jodie Meeks (32) vs. Tennessee State, 12/22/08

Scored 20 points in two straight games: Kevin Knox (3) 2/20/18 - 2/28/18

Scored 20 points in three straight games: Kevin Knox (3) 2/20/18 - 2/28/18

Scored 20 points in four straight games: Malik Monk (4) 11/23/16 - 12/3/16

Scored 20 points in five straight games: Jamal Murray (12) 2/2/16 - 3/12/16

Scored 20 points in six straight games: Jamal Murray (12) 2/2/16 - 3/12/16

Scored 20 points in seven straight games: Jamal Murray (12) 2/2/16 - 3/12/16

Scored 20 points in eight straight games: Jamal Murray (12) 2/2/16 - 3/12/16

Scored 20 points in nine straight games: Jamal Murray (12) 2/2/16 - 3/12/16

Scored 20 points in 10 straight games: Jamal Murray (12) 2/2/16 - 3/12/16

Scored 20 points in 11 straight games: Jamal Murray (12) 2/2/16 - 3/12/16

Scored 20 points in 12 straight games: Jamal Murray (12) 2/2/16 - 3/12/16

Scored 20 points in 15 straight games: Dan Issel (18) 12/1/69 - 2/7/70

Scored 25 points in three straight games: Tayshaun Prince (3) 3/11/01-3/17/01

Scored 30 points in two straight games: Jodie Meeks vs. Appalachian State (46) 12/20/08; vs. Tennessee State (32) 12/22/08

Scored 30 points in three straight games: Dan Issel (6) 2/14/70 - 3/2/70

Scored in double figures in 10 straight games: Shai Gilgeous-Alexander (10) 2/20/18-3/22/18

Scored in double figures in 15 straight games: Malik Monk (30) 11/11/16-2/28/17

Scored in double figures in 20 straight games: Malik Monk (30) 11/11/16-2/28/17

Scored in double figures in 25 straight games: Malik Monk (30) 11/11/16-2/28/17

Scored in double figures in 30 straight games: Malik Monk (30) 11/11/16-2/28/17

Scored in double figures in 33 straight games: Jamal Murray (34) 11/17/15 - 3/19/16

Scored in double figures in 34 straight games: Jamal Murray (34) 11/17/15 - 3/19/16

Scored in double figures in 35 straight games: Kenny Walker (36) 11/14/85 - 3/22/86

Five players scored in double figures: Kevin Knox (22), Quade Green (18), Shai Gilgeous-Alexander (17), Wenyen Gabriel (15), PJ Washington (10) vs. Ole Miss, 2/28/18

Six players scored in double figures: Kevin Knox (21), Shai Gilgeous-Alexander (14), Quade Green (12), PJ Washington (12), Hamidou Diallo (11), Jarred Vanderbilt (11) vs. Missouri, 2/24/18

Seven players scored in double figures: Randolph Morris (17), Kelenna Azubuike (15), Patrick Sparks (14), Chuck Hayes (12), Rajon Rondo (11), Ravi Moss (10) and Ramel Bradley (10) vs. Mississippi State 2/19/05,

Four players with 15 or more points: Kevin Knox (22), Quade Green (18), Shai Gilgeous-Alexander (17), Wenyen Gabriel (15) vs. Ole Miss, 2/28/18

DOUBLE-DOUBLES

Double-double: PJ Washington (18 points, 15 rebounds) vs. Kansas State, 3/22/18

Triple-double: Isaiah Briscoe (19 points, 11 rebounds, 10 assists) at Ole Miss, 12/29/16

20-10 (rebs) game: Nick Richards (25 points, 15 rebounds) vs. Fort Wayne, 11/22/17

20-10 (assts) game: De'Aaron Fox (24 points, 10 assists) vs. North Carolina, 12/17/16

20-15 game: Nick Richards (25 points, 15 rebounds) vs. Fort Wayne, 11/22/17

30-10 game: Tayshaun Prince (33 points, 11 rebounds) vs. Tennessee State, 12/22/98

Back-to-back 20-10 games: Julius Randle (3) 11/8/13 - 11/10/13

Three straight 20-10 games: Julius Randle (3) 11/8/13 - 11/12/13

Double-double in points and rebs.: PJ Washington (18 points, 15 rebounds) vs. Kansas State, 3/22/18

Double-double in points and assists: Isaiah Briscoe (19 points, 10 assists) at Ole Miss, 12/29/16

Double-double in points and blocks: Never

Double-double in points and steals: Never

Double-double in two consecutive games: Bam Adebayo (15 pts, 18 rebs) vs. NKU, (3/17/17), (13 pts, 10 rebs) vs. Wichita State, 3/19/17)

Double-double in three consecutive games: - Julius Randle (19p, 15r) vs. Kansas State, 3/21/14; (13 p, 10 r), vs. Wichita State, 3/23/14; (15 p, 12 r), vs. Louisville, 3/28/14; (16 p, 11 r), vs. Michigan, 3/30/14

Double-double in four consecutive games: Julius Randle (19p, 15r) at Arkansas State, 3/21/14; (13 p, 10 r), vs. Wichita State, 3/23/14; (15 p, 12 r), vs. Louisville, 3/28/14; (16 p, 11 r), vs. Michigan, 3/30/14

Double-double in five consecutive games: Julius Randle (14p, 10r) at Arkansas, (2/27/14); (10p, 15r) at South Carolina (3/1/14); (12 p, 11 r) vs. Alabama, (3/4/14); (16 p, 10 r) at Florida, (3/8/14); (17 p, 16 r) vs. LSU, (3/14/14); (12 p, 11 r) vs. Georgia, (3/15/14)

Double-double in six consecutive games: Julius Randle (14p, 10r) at Arkansas, (2/27/14); (10p, 15r) at South Carolina (3/1/14); (12 p, 11 r) vs. Alabama, (3/4/14); (16 p, 10 r) at Florida, (3/8/14); (17 p, 16 r) vs. LSU, (3/14/14); (12 p, 11 r) vs. Georgia, (3/15/14)

Double-double in seven consecutive games: Julius Randle (7) 11/18/13-11/27/13

Double-double in 10 consecutive games: Jim Andrews, 1972-73 season

Two players record double-doubles: De'Aaron Fox (16 points, 11 assists), Wenyen Gabriel (10 points, 10 rebounds) vs. Cleveland State, 11/23/16

Three players record double-doubles: DeMarcus Cousins (19 pts, 14 rebs)/Patrick Patterson (19 pts, 10 rebs)/John Wall (18 pts, 10 rebs) at Mississippi State, 2/16/10

Four players record double-doubles: Jack Givens (30 pts, 13 rebs)/Kyle Macy (16 pts, 10 assts)/Mike Phillips (22 pts, 18 rebs)/Rick Robey (23 pts, 13 rebs) vs. Southern Methodist, 11/26/77

Five players record double-doubles: Never

FIELD GOALS

Made 12 FG in a game: Shai Gilgeous-Alexander (12) vs. Vanderbilt, 1/30/18

Made 15 FG in a game: Malik Monk (18) vs. North Carolina, 12/17/16

Made 16 FG in a game: Malik Monk (18) vs. North Carolina, 12/17/16

Made 17 FG in a game: Malik Monk (18) vs. North Carolina, 12/17/16

Made 18 FG in a game: Malik Monk (18) vs. North Carolina, 12/17/16

Made 19 FG in a game: Dan Issel (19) vs. Alabama, 2/23/70

Made 20 FG in a game: Dan Issel (23) vs. Ole Miss, 2/7/70

Made 21 FG in a game: Dan Issel (23) vs. Ole Miss, 2/7/70

Made 22 FG in a game: Dan Issel (23) vs. Ole Miss, 2/7/70

Made 23 FG in a game: Dan Issel (23) vs. Ole Miss, 2/7/70

Attempted 17 FG in a game: Kevin Knox (18) at Arkansas, 2/20/18

Attempted 18 FG in a game: Kevin Knox (18) at Arkansas, 2/20/18

Attempted 19 FG in a game: Shai Gilgeous-Alexander (19) vs. Vanderbilt, 1/30/18

Attempted 20 FG in a game: De'Aaron Fox (20) vs. UCLA, 3/24/17

Attempted 25 FG in a game: Malik Monk (28) vs. North Carolina, 12/17/16

3-POINTERS

Made 5 3-pointers in a game: Wenyen Gabriel (7) vs. Alabama, 3/10/18

Made 6 3-pointers in a game: Wenyen Gabriel (7) vs. Alabama, 3/10/18

Made 7 3-pointers in a game: Wenyen Gabriel (7) vs. Alabama, 3/10/18

Made 8 3-pointers in a game: Malik Monk (8) vs. North Carolina, 12/17/16

Made 9 3-pointers in a game: Jodie Meeks (10) at Tennessee, 1/13/09

Made 10 3-pointers in a game: Jodie Meeks (10) at Tennessee, 1/13/09

Made 11 3-pointers in a game: Never

Attempted 10 3-pointers in a game: Malik Monk (11) vs. Georgia, 1/31/17

Attempted 15 3-pointers in a game: Jodie Meeks (15) at Tennessee, 1/13/09

Attempted 16 3-pointers in a game: Derrick Miller (16) vs. LSU 2/15/90

Attempted 17 3-pointers in a game: Derrick Miller (19) vs. Kansas 12/6/89

Attempted 18 3-pointers in a game: Derrick Miller (19) vs. Kansas 12/6/89

Attempted 19 3-pointers in a game: Derrick Miller (19) vs. Kansas 12/6/89

Made a 3-pointer in 10 straight games: Kevin Knox (10), 2/10/18-3/11/18

Made a 3-pointer in 15 straight games: Jamal Murray (36), 11/13/15 - 3/19/16, Derek Willis (17), 1/12/16 - 3/17/16

Made a 3-pointer in 20 straight games: Jamal Murray (36), 11/13/15 - 3/19/16

Made a 3-pointer in 30 straight games: Jamal Murray (36), 11/13/15 - 3/19/16

Made two 3-pointers in 10 straight games: Kevin Knox (11), 2/10/16 - 3/11/18

Made three 3-pointers in 10 straight games: Gerald Fitch (20) 1/14/03 - 3/23/03

Made three 3-pointers in 15 straight games: Gerald Fitch (20) 1/14/03 - 3/23/03

Made three 3-pointers in 20 straight games: Gerald Fitch (20) 1/14/03 - 3/23/03

Made three 3-pointers in 25 straight games: Keith Bogans (29) 3/14/02 - 2/26/03

FREE THROWS

Made 8 FT in a game: Shai Gilgeous-Alexander (11), PJ Washington (8) vs. Kansas State, 3/22/18

Made 9 FT in a game: Shai Gilgeous-Alexander (11) vs. Kansas State, 3/22/18

Made 10 FT in a game: Shai Gilgeous-Alexander (11) vs. Kansas State, 3/22/18

Made 11 FT in a game: Shai Gilgeous-Alexander (11) vs. Kansas State, 3/22/18

Made 12 FT in a game: Shai Gilgeous-Alexander (12) vs. Georgia, 12/31/17

Made 13 FT in a game: De'Aaron Fox (13) vs. UCLA, 3/24/17

Made 14 FT in a game: Tyler Ulis (14) at Arkansas, 1/21/16

Made 15 FT in a game: Rodrick Rhodes (16) vs. Ole Miss 1/18/95

Made 16 FT in a game: Rodrick Rhodes (16) vs. Ole Miss 1/18/95

Made 17 FT in a game: Dwight Anderson (18) vs. Mississippi State 2/12/79

Made 18 FT in a game: Dwight Anderson (18) vs. Mississippi State 2/12/79

Attempted 10 FT in a game: PJ Washington (20), Shai Gilgeous-Alexander (12) vs. Kansas State, 3/22/18

Attempted 15 FT in a game: PJ Washington (20) vs. Kansas State, 3/22/18

Attempted 20 FT in a game: PJ Washington (20) vs. Kansas State, 3/22/18

REBOUNDS

15 Rebs: PJ Washington (15) vs. Kansas State, 3/22/18

16 Rebs: Bam Adebayo (18) vs. Northern Kentucky, 3/17/17

17 Rebs: Bam Adebayo (18) vs. Northern Kentucky, 3/17/17

18 Rebs: Bam Adebayo (18) vs. Northern Kentucky, 3/17/17

19 Rebs: Michael Kidd-Gilchrist (19) vs. Louisville, 12/31/11

20 Rebs: Jared Prickett (20) vs. Arkansas 2/9/94

25 Rebs: Mike Phillips (28) vs. Tennessee 1/10/76

30 Rebs: Cotton Nash (30) vs. Ole Miss 2/8/64

34 Rebs: Bob Burrow (34) vs. Temple 12/10/55

10+ Rebs in three consecutive games: Julius Randle (4) 3/21/14 - 3/30/14



THE LAST TIME ...

10+ Rebs in four consecutive games: Julius Randle (4) 3/21/14 - 3/30/14
10+ Rebs in five consecutive games: Julius Randle (10) 2/12/14 - 3/15/14
10+ Rebs in six consecutive games: Julius Randle (10) 2/12/14 - 3/15/14
10+ Rebs in seven consecutive games: Julius Randle (10) 2/12/14 - 3/15/14
10+ rebs in eight consecutive games: Julius Randle (10) 2/12/14 - 3/15/14
10+ rebs in nine consecutive games: Julius Randle (10) 2/12/14 - 3/15/14
10+ rebs in 10 consecutive games: Julius Randle (10) 2/12/14 - 3/15/14
Two players had 10 rebounds: Hamidou Diallo (10) and Wenyen Gabriel (10) vs. Georgia, 12/31/17
Three players had 10 rebounds: Michael Kidd-Gilchrist (19), Terrence Jones (11), Anthony Davis (10) vs. Louisville, 12/31/11

ASSISTS

6 assists: Shai Gilgeous-Alexander (6), vs. Buffalo, 3/17/18
7 assists: Shai Gilgeous-Alexander (7), vs. Davidson, 3/15/18
8 assists: Shai Gilgeous-Alexander (8), Quade Green (8) vs. Alabama, 3/10/18
9 assists: Shai Gilgeous-Alexander (9) vs. Georgia, 3/9/18
10 assists: Shai Gilgeous-Alexander (10) vs. Ole Miss, 2/28/18
11 assists: Isaiah Briscoe (11) at Ole Miss, 12/29/16
12 assists: De'Aaron Fox (12) vs. Stephen F. Austin, 11/11/16
13 assists: Tyler Ulis (14) vs. LSU, 3/5/16
14 assists: Tyler Ulis (14) vs. LSU, 3/5/16
15 assists: John Wall (16) vs. Hartford, 12/29/09
16 assists: John Wall (16) vs. Hartford, 12/29/09
5+ assists in four consecutive games: De'Aaron Fox (6) 11/15/16 - 12/3/16
8+ assists in two consecutive games: Shai Gilgeous-Alexander (2) 3/9/18 - 3/10/18

BLOCKS

4 blocks: PJ Washington (4) vs. Monmouth, 12/9/17
5 blocks: Skal Labissiere (6) vs. Stony Brook, 3/17/16
6 blocks: Skal Labissiere (6) vs. Stony Brook, 3/17/16
7 blocks: Karl-Anthony Towns (7) vs. Vanderbilt, 1/20/15
8 blocks: Willie Cauley-Stein (9) vs. Boise State, 12/10/13
9 blocks: Willie Cauley-Stein (9) vs. Boise State, 12/10/13
10 blocks: Nerlens Noel (12) at Ole Miss, 1/29/13
11 blocks: Nerlens Noel (12) at Ole Miss, 1/29/13
12 blocks: Nerlens Noel (12) at Ole Miss, 1/29/13

STEALS

4 steals: Shai Gilgeous-Alexander (5) vs. Davidson, 3/15/18
5 steals: Shai Gilgeous-Alexander (5) vs. Davidson, 3/15/18
6 steals: Tyler Ulis (6) vs. Ole Miss, 1/2/16
7 steals: Rajon Rondo (8) vs. Mississippi State, 2/19/05
8 steals: Rajon Rondo (8) vs. Mississippi State, 2/19/05

MINUTES

Played every minute: PJ Washington (40) vs. Kansas State, 3/22/18
Played 40+ minutes: Kevin Knox (40) vs. Vanderbilt, 1/30/18
Played more than 50 minutes: Patrick Patterson (50) vs. Vanderbilt, 1/12/08

FOULS

Fouled out: PJ Washington vs. Davidson, 3/15/18
Two players fouled out: Jarred Vanderbilt, Wenyen Gabriel, at Texas A&M, 2/10/18
Three players fouled out: Hamidou Diallo, Wenyen Gabriel, Nick Richards at South Carolina, 1/16/18
Four players fouled out: Skal Labissiere, Marcus Lee, Alex Poythress, Derek Willis at Kansas, 1/30/16
Technical foul: John Calipari, vs. Kansas State, 3/22/18

TEAM

WINS/LOSSES

Won 10 straight games: 14, 2/7/17 - 3/24/17
Won 20 straight games: 38, 11/14/14 - 3/28/15
Won 30 straight games: 38, 11/14/14 - 3/28/15
Lost consecutive games: 4, 2/3/18 - 2/14/18
Lost three straight games: 4, 2/3/18 - 2/14/18
Lost four straight games: 4, 2/3/18 - 2/14/18
Lost five straight games: 5, 12/23/89 - 1/6/90
Lost 10 straight games: Never

STARTS

Started four freshmen: Hamidou Diallo, Shai Gilgeous-Alexander, Kevin Knox, Nick Richards, PJ Washington vs. Kansas State, 3/22/18
Started five freshmen: Hamidou Diallo, Shai Gilgeous-Alexander, Kevin Knox, Nick Richards, PJ Washington vs. Kansas State, 3/22/18

SCORING

Scored 90 or more points: 95 vs. Buffalo, 3/17/18 (W, 95-75)
Scored 90 or more points (SEC game): 96 vs. Ole Miss, 2/28/18 (W, 96-78)
Scored 100 or more points: 107 vs. UIC, 11/26/17 (W, 107-73)
Scored 100 or more points (SEC game): 100 vs. Texas A&M, 1/3/17 (W, 100-58)
Scored 110 or more points: 115 vs. Arizona State, 11/28/16 (W, 115-69)
Scored 110 or more points (SEC game): 110 vs. Auburn, 2/21/15 (W, 110-75)
Scored 120 or more points: 120 vs. Vanderbilt, 2/7/96 (W, 120-81)
Scored 120 or more points (SEC game): 120 vs. Vanderbilt, 2/7/96 (W, 120-81)
Scored 130 or more points: 143 vs. Georgia, 2/27/56 (W, 143-66)
Scored 140 or more points: 143 vs. Georgia, 2/27/56 (W, 143-66)
Scored 150 or more points: Never
Scored less than 50 points: 48 vs. Vanderbilt, 3/15/13 (L, 64-48)
Scored 100 points in two consecutive games: vs. Cleveland State (11/23/16), vs. UT Martin (11/25/16), vs. Arizona State (11/28/16)
Scored 100 Points in three consecutive games: vs. Cleveland State (11/23/16), vs. UT Martin (11/25/16), vs. Arizona State (11/28/16)
Scored 100 points in consecutive SEC games: 2/27/56-3/3/56

OPPONENT SCORING

Allowed 90 or more points: 100 vs. North Carolina, 12/17/16 (W, 103-100)
Allowed 90 or more points (SEC game): 90 by Georgia, 3/4/09 (L, 90-85)
Allowed 100 or more points: 100 vs. North Carolina, 12/17/16 (W, 103-100)
Allowed 100 or more points (SEC game): 101 by Arkansas, 2/10/93 (L, 101-94)
Allowed less than 50 points: 49 vs. Georgia, 3/9/18 (W, 62-49)
Allowed less than 50 points (SEC game): 48 vs. Georgia, 2/9/16 (W, 82-48)

SHOOTING PERCENTAGES

Shot 70% from the field: .722 vs. Mississippi St., 2/15/86
Shot 65% from the field: .667 vs. UIC, 11/26/17
Shot 30% or less from the field: .281 at Texas A&M (1/10/15)
Allowed 50% shooting: .500 vs. Texas A&M, 1/9/18
Allowed 60% shooting: .640 by Florida, 3/4/07
Allowed 30% or less shooting: .283 by Georgia, 3/9/18 (62-49)
Allowed 20% or less shooting: .197 by Montana State, 11/23/14 (12-61)
Held opponent to zero 3-pointers: at Auburn, 1/19/13 (0-15)

FREE THROWS

Shot 90% or better from FT line: 90.0 (9-10) vs. Wisconsin (4/4/15)
Shot 100% from FT Line: 11-11 vs. Florida, 2/7/12
Shot 50% or less from FT line: .471 (8-17) at Texas A&M, 2/10/18
Attempted 40 FT: vs. Arkansas (40), 1/7/17
Attempted five or less FT: vs. South Carolina (4) 1/21/06
Made 30 FT: 30 vs. Auburn, 3/14/15 (30-35)

3-POINTERS

Hit 0 3-pointers: 0 vs. Davidson, 3/15/18 (0-6)
Hit 10 3-pointers: 12 vs. Alabama, 3/10/18 (12-18)
Hit 11 3-pointers: 12 vs. Alabama, 3/10/18 (12-18)
Hit 12 3-pointers: 12 vs. Alabama, 3/10/18 (12-18)
Hit 13 3-pointers: 13 vs. Texas A&M, 1/3/17 (13-25)
Hit 14 3-pointers: 15 vs. Georgia, 3/1/12 (15-27)
Hit 15 3-pointers: 15 vs. Georgia, 3/1/12 (15-27)
Hit 16 3-pointers: 16 vs. UNC-Asheville, 12/23/96 (16-33)
Hit 17 3-pointers: 20 vs. LSU, 3/4/95 (20-35)
Hit 18 3-pointers: 20 vs. LSU, 3/4/95 (20-35)
Hit 19 3-pointers: 20 vs. LSU, 3/4/95 (20-35)
Hit 20 3-pointers: 20 vs. LSU, 3/4/95 (20-35)

Hit 21 3-pointers: 21 vs. North Carolina, 12/27/89 (21-48)
Hit 22 3-pointers: Never

SCORING MARGINS

Won game by 50 points or more: 58 vs. Montana State (W, 86-28) 11/23/14
Won game by 60 points or more: 62 vs. Vanderbilt (W, 106-44) 3/5/03
Won game by 70 points or more: 74 vs. Tennessee-Martin (W, 124-50) 11/26/94
Lost game by 30 points or more: 30 at Tennessee (L, 88-58) 2/16/13
Lost game by 40 points or more: 41 at Vanderbilt (L, 93-52) 2/12/08
Lost game by 50 points or more: 55 at Kansas (L, 150-95) 12/9/89
Lost game by 60 points or more: 70 vs. Central (L, 87-17) 1/28/1910
Lost game by 70 points or more: 70 vs. Central (L, 87-17) 1/28/1910
Game decided by one point: vs. Texas A&M, 1/9/18 (W, 74-73)
Game decided by two points: vs. Tennessee, 2/3/18 (L, 61-59)
Game decided by three points: vs. Kansas State, 3/22/18 (L, 61-58)
Two consecutive games decided by one point: vs. North Carolina (W, 73-72) 12/3/11 and at Indiana (L, 73-72) 12/10/11
Three consecutive games decided by one point: Never
Two consecutive games decided by two points: at Ole Miss (L, 71-69) 2/1/11 and Florida (L, 70-68) 2/5/11

Came back from 10-point deficit for win: W, 87-72 at Arkansas (2/20/18); Trailed by 11 at 11-0 (17:71 in 1st)
Came back from 11-point deficit for win: W, 87-72 at Arkansas (2/20/18); Trailed by 11 at 11-0 (17:71 in 1st)
Came back from 12-point deficit for win: W, 83-81 (OT) vs. Vanderbilt (1/30/18); Trailed by 14 at 45-31 (15:23 in 2nd)
Came back from 13-point deficit for win: W, 83-81 (OT) vs. Vanderbilt (1/30/18); Trailed by 14 at 45-31 (15:23 in 2nd)
Came back from 14-point deficit for win: W, 83-81 (OT) vs. Vanderbilt (1/30/18); Trailed by 14 at 45-31 (15:23 in 2nd)
Came back from 15-point deficit for win: W, 83-76 at West Virginia (1/27/18); Trailed by 17 at 40-23 (18:57 in 2nd)
Came back from 16-point deficit for win: W, 83-76 at West Virginia (1/27/18); Trailed by 17 at 40-23 (18:57 in 2nd)
Came back from 17-point deficit for win: W, 83-76 at West Virginia (1/27/18); Trailed by 17 at 40-23 (18:57 in 2nd)
Came back from 18-point deficit for win: W, 73-67 vs. Vanderbilt (2/28/17); Trailed by 19 at 25-6 (8:03 in 1st)
Came back from 19-point deficit for win: W, 73-67 vs. Vanderbilt (2/28/17); Trailed by 19 at 25-6 (8:03 in 1st)
Came back from 20-point deficit for win: W, 82-79 at Vanderbilt (2/22/97); Trailed by 22 at 40-18 (3:51 in 1st)
Came back from 30-point deficit for win: W, 99-95 at LSU (2/15/94); Trailed by 31 at 68-37 (15:34 in 2nd)
Came back from 31-point deficit for win: W, 99-95 at LSU (2/15/94); Trailed by 31 at 68-37 (15:34 in 2nd)

REBOUNDS

Pulled down 50 rebounds: 53 (15-38) vs. Troy, 11/20/17
Pulled down 55 rebounds: 59 (20-39) vs. Arizona State, 11/28/16
Pulled down 60 rebounds: 62 (19-43) vs. Morehead State, 12/16/96

OVERTIME GAMES

Played an overtime game: vs. Vanderbilt, 1/30/18 (W, 83-81 OT)
Won an overtime game: vs. Vanderbilt, 1/30/18 (W, 83-81 OT)
Played an SEC overtime game: vs. Vanderbilt, 1/30/18 (W, 83-81 OT)
Won an SEC overtime game: vs. Vanderbilt, 1/30/18 (W, 83-81 OT)
Lost an overtime game: at Texas A&M, 2/20/16 (L, 79-77 OT)
Lost an SEC overtime game: at Texas A&M, 2/20/16 (L, 79-77 OT)
Played an overtime game in SEC Tournament: vs. Texas A&M, 3/13/16 (W, 82-77 OT)
Won an overtime game in SEC Tournament: vs. Texas A&M, 3/13/16 (W, 82-77 OT)
Played two overtimes: at Texas A&M, 1/10/15 (W, 70-64 2ot)
Played three overtimes: vs. Temple 12/7/57 (W, 85-83)
Played four overtimes: Never played four overtime game
Played consecutive games that went to overtime: 1/6/15 vs. Ole Miss (W, 89-86) and 1/10/15 at Texas A&M (70-64)



RUPP ARENA

Year-by-Year Records

Season	W-L	Percentage
2018-19	0-0	.000
2017-18	16-2	.889
2016-17	15-2	.882
2015-16	17-0	1.000
2014-15	19-0	1.000
2013-14	16-2	.889
2012-13	16-2	.889
2011-12	18-0	1.000
2010-11	15-0	1.000
2009-10	18-0	1.000
2008-09	12-6	.667
2007-08	14-4	.778
2006-07	14-2	.875
2005-06	10-5	.667
2004-05	14-1	.933
2003-04	11-2	.846
2002-03	12-1	.923
2001-02	12-3	.800
2000-01	11-1	.917
1999-2000	14-0	1.000
1998-99	12-1	.923
1997-98	9-3	.750
1996-97	12-1	.923
1995-96	13-0	1.000
1994-95	12-1	.923
1993-94	13-1	.929
1992-93	16-0	1.000
1991-92	15-2	.882
1990-91	13-0	1.000
1989-90	13-2	.867
1988-89	8-6	.571
1987-88	14-2	.875
1986-87	13-2	.867
1985-86	18-0	1.000
1984-85	11-3	.786
1983-84	16-0	1.000
1982-83	14-1	.933
1981-82	15-1	.938
1980-81	15-0	1.000
1979-80	12-3	.800
1978-79	11-4	.733
1977-78	16-0	1.000
1976-77	12-2	.857
Total	577-68	.895

Top 10 All-Time Attendances

No.	Att.	Opp.	Date	Result
1.	24,479	Louisville	1/20/10	W, 71-62
2.	24,468	N. Carolina	12/5/09	W, 68-66
3.	24,465	Florida	2/10/07	L, 64-61
4.	24,459	Florida	2/4/03	W, 70-55
5.	24,432	Louisville	12/17/05	W, 73-61
6.	24,431	Florida	2/25/17	W, 76-66
7.	24,428	Florida	3/7/15	W, 67-50
8.	24,425	Florida	2/15/14	L, 69-59
9.	24,418	Kansas	1/28/17	L, 79-73
10.	24,416	Arkansas	2/28/15	W, 84-67

Top 10 Attendances of 18-19

No.	Att.	Opp.	Date	Result
1.	-			
2.	-			
3.	-			
4.	-			
5.	-			
6.	-			
7.	-			
8.	-			
9.	-			
10.	-			

Cats Rock at Rupp

The Wildcats are 577-68 (.895) in Rupp Arena. Among the most notable marks of dominance as the nation's toughest venue to play include:

- A school record 54-game winning streak to begin the John Calipari era
- The Wildcats are 309-42 (.880) in regular-season SEC games in the building
- Kentucky set a new program home record of 19 wins in 2014-15
- The Wildcats have gone undefeated at home in five of John Calipari's nine complete seasons
- Overall, UK has posted a perfect mark in 13 of Rupp Arena's 42 seasons

Cal Owns Longest Win Streaks in Rupp

With UK's 2011-12 season-opening victory over Marist, UK head coach John Calipari recorded his 34th consecutive win in Rupp Arena as UK's head coach. It broke former UK head coach Rick Pitino's longest streak of 33 games in the venue.

The winning streak reached as long as 54 games. Calipari didn't suffer his first loss in Rupp Arena until losing to Baylor in his fourth season. The 54-game run, however, was his longest career winning streak. He also had the second-longest streak in the arena as the Cats won 42 straight from March 4, 2014 to Nov. 25, 2016.

Pack the House

Kentucky has led the nation in average home attendance in 20 of the last 23 seasons. That number includes a Rupp Arena record of 24,110 in John Calipari's first season (2009-10) as head coach.

- Kentucky averaged 21,875 fans during the 2017-18 season
- UK has averaged 23,000 or more fans in seven of Calipari's nine complete seasons
- The Wildcats led the nation in average attendance in 2017-18

The Top-Ranked Team at Home

Kentucky has lost just three times at home as the Associated Press top-ranked team in the history of the program and just twice in Rupp Arena. Prior to the loss to UCLA by three on Dec. 3, 2016, the other two losses came by just one point.

The Wildcats are 53-2 all-time as the AP No. 1 team in Rupp Arena since its opening in 1976. The first loss was to Auburn, 53-52, on Jan. 9, 1988.

Coch Cal in Rupp Arena

It's been downright difficult to beat the Wildcats in Rupp Arena during the John Calipari era. UK is 150-8 (.949) in Rupp Arena under Calipari.

- UK is 17-4 (.810) vs. ranked opponents in Rupp in the Calipari era
- The Wildcats are 133-4 (.971) vs. unranked teams in Rupp under Cal
- UK is 77-3 (.963) at home vs. nonconference foes under Calipari
- Calipari notched his 100th career win in Rupp Arena as UK's coach with the Wildcats' 110-75 rout of Auburn on Feb. 21, 2014. It took Calipari just 104 games to reach the century mark at home, the fastest of any UK coach

Cal Passes Hall for Rupp Record

With a 101-70 victory over Cleveland State on Nov. 23, 2016, John Calipari passed former UK head coach Joe B. Hall for wins in Rupp Arena history.

Calipari currently has 150 victories inside the historic venue. Hall won 122.

Rupp Arena Quick Facts

Year Opened:	1976
First Game:	Nov. 27, 1976
All-Time Record:	577-68 (89.4)
Record Under Calipari:	150-8 (95.0)
Capacity:	23,000
Record Crowd:	24,479 (1/20/10)
Longest Winning Streak:	54 (11/9/10-12/1/12)
Current Winning Streak:	3

2018-19 Opponent Breakdown

Southern Illinois (Nov. 9)

All-time games in Rupp Arena: First meeting
UK record in Rupp vs. SIU: 0-0
Last time in Rupp Arena: N/A

North Dakota (Nov. 14)

All-time games in Rupp Arena: First meeting
UK record in Rupp vs. NDU: 0-0
Last time in Rupp Arena: N/A

VMI (Nov. 18)

All-time games in Rupp Arena: Two
UK record in Rupp vs. VMI: 1-1
Last time in Rupp Arena: VMI, 111-103 (11/14/08)

Winthrop (Nov. 21)

All-time games in Rupp Arena: Two
UK record in Rupp vs. WU: 2-0
Last time in Rupp Arena: UK, 89-52 (12/22/10)

Tennessee State (Nov. 23)

All-time games in Rupp Arena: Three
UK record in Rupp vs. TSU: 3-0
Last time in Rupp Arena: UK, 102-58 (12/22/08)

Monmouth (Nov. 28)

All-time games in Rupp Arena: First meeting
UK record in Rupp vs. MU: 0-0
Last time in Rupp Arena: N/A

UNC Greensboro (Nov. 23)

All-time games in Rupp Arena: First meeting
UK record in Rupp vs. UNCG: 0-0
Last time in Rupp Arena: N/A

Utah (Dec. 15)

All-time games in Rupp Arena: Two
UK record in Rupp vs. Utah: 1-1
Last time in Rupp Arena: UK, 56-48 (11/19/99)

Texas A&M (Jan. 8)

All-time games in Rupp Arena: Five
UK record in Rupp vs. TAMU: 3-2
Last time in Rupp Arena: UK, 74-73 (1/9/18)

Vanderbilt (Jan. 12)

All-time games in Rupp Arena: 40
UK record in Rupp vs. VU: 38-2
Last time in Rupp Arena: UK, 83-81^{ot} (1/30/18)

Mississippi State (Jan. 22)

All-time games in Rupp Arena: 29
UK record in Rupp vs. MSU: 27-2
Last time in Rupp Arena: UK, 78-65 (1/23/18)

Kansas (Jan. 26)

All-time games in Rupp Arena: Six
UK record in Rupp vs. KU: 4-2
Last time in Rupp Arena: UK, 79-73 (1/28/17)

South Carolina (Feb. 5)

All-time games in Rupp Arena: 26
UK record in Rupp vs. USC: 24-2
Last time in Rupp Arena: UK, 85-69 (1/21/17)

LSU (Feb. 12)

All-time games in Rupp Arena: 31
UK record in Rupp vs. LSU: 26-5
Last time in Rupp Arena: UK, 92-85 (2/7/17)

Tennessee (Feb. 16)

All-time games in Rupp Arena: 42
UK record in Rupp vs. UT: 37-5
Last time in Rupp Arena: UT, 61-59 (2/6/18)

Auburn (Feb. 23)

All-time games in Rupp Arena: 29
UK record in Rupp vs. AU: 27-2
Last time in Rupp Arena: UK, 92-72 (1/14/17)

Arkansas (Feb. 26)

All-time games in Rupp Arena: 15
UK record in Rupp vs. UA: 12-3
Last time in Rupp Arena: UK, 97-71 (1/7/17)

Florida (Jan. 20)

All-time games in Rupp Arena: 42
UK record in Rupp vs. UF: 34-8
Last time in Rupp Arena: UF, 66-64 (1/20/18)



COACH CALIPARI

UK vs. AP Ranked Foes Under Cal

In John Calipari Era (2009-Present)

52-26

vs. No. 13 Tennessee (SECT) at No. 10 Auburn	March 11, 2018 Feb. 14, 2018	W, 77-72 L, 76-66
vs. No. 15 Tennessee	Feb. 6, 2018	L, 61-59
at No. 7 West Virginia	Jan. 27, 2018	W, 83-76
at No. 23 Tennessee	Jan. 6, 2018	L, 76-65
vs. No. 4 Kansas (Chicago)	Nov. 14, 2017	L, 65-61
vs. No. 6 North Carolina (NCAA)	March 26, 2017	L, 75-73
vs. No. 8 UCLA (NCAA)	March 24, 2017	W, 86-75
vs. No. 19 Wichita St. (NCAA)	March 19, 2017	W, 65-62
vs. No. 13 Florida	Feb. 25, 2017	W, 76-66
at No. 24 Florida	Feb. 4, 2017	L, 88-66
vs. No. 2 Kansas	Jan. 28, 2017	L, 79-73
vs. No. 24 South Carolina	Jan. 21, 2017	W, 85-69
at No. 10 Louisville	Dec. 21, 2016	L, 73-70
vs. No. 7 North Carolina (Las Vegas)	Dec. 17, 2016	W, 103-100
vs. No. 11 UCLA	Dec. 3, 2016	L, 97-92
vs. No. 13 Michigan St. (New York)	Nov. 15, 2016	W, 69-48
vs. No. 14 Indiana (NCAA)	March 19, 2016	L, 73-67
vs. No. 17 Texas A&M (SECT) at No. 4 Kansas	March 13, 2016 Jan. 30, 2016	W, 82-77 L, 90-84
vs. No. 16 Louisville	Dec. 27, 2015	W, 75-73
vs. No. 5 Duke (Chicago)	Nov. 17, 2015	W, 74-63
vs. No. 3 Wisconsin (NCAA)	April 4, 2015	L, 71-64
vs. No. 8 Notre Dame (NCAA)	March 28, 2015	W, 68-66
vs. No. 20 West Virginia (NCAA)	March 26, 2015	W, 78-39
vs. No. 21 Arkansas (SECT)	March 15, 2015	W, 78-63
vs. No. 18 Arkansas	Feb. 28, 2015	W, 84-67
at No. 4 Louisville	Dec. 27, 2014	W, 58-50
vs. No. 21 North Carolina	Dec. 13, 2014	W, 84-70
vs. No. 6 Texas	Dec. 5, 2014	W, 63-51
vs. No. 5 Kansas (Indianapolis)	Nov. 18, 2014	W, 72-40
vs. No. 18 UConn (NCAA)	April 7, 2014	L, 60-54
vs. No. 12 Wisconsin (NCAA)	April 5, 2014	W, 74-73
vs. No. 7 Michigan (NCAA)	March 30, 2014	W, 75-72
vs. No. 5 Louisville (Dallas)	March 28, 2014	W, 74-69
vs. No. 2 Wichita St. (NCAA)	March 23, 2014	W, 78-76
vs. No. 1 Florida (SECT)	March 16, 2014	L, 61-60
at No. 1 Florida	March 8, 2014	L, 84-65
vs. No. 3 Florida	Feb. 15, 2014	L, 69-59
vs. No. 4 Louisville	Dec. 28, 2013	W, 73-66
at No. 18 North Carolina	Dec. 14, 2013	L, 82-77
vs. No. 20 Baylor (Dallas)	Dec. 6, 2013	L, 67-62
vs. No. 2 Michigan St. (Chicago)	Nov. 12, 2013	L, 78-74
vs. No. 11 Florida	March 9, 2013	W, 61-57
at No. 7 Florida	Feb. 12, 2013	L, 69-52
at No. 16 Ole Miss	Jan. 29, 2013	W, 87-74
at No. 4 Louisville	Dec. 29, 2012	L, 80-77
vs. No. 9 Duke (Atlanta)	Nov. 13, 2012	L, 75-68
vs. No. 6 Kansas (NCAA)	April 2, 2012	W, 67-59
vs. No. 17 Louisville (NCAA)	March 31, 2012	W, 69-61
vs. No. 9 Baylor (NCAA)	March 25, 2012	W, 82-70
vs. No. 16 Indiana (NCAA)	March 23, 2012	W, 87-71
vs. No. 22 Florida (SECT)	March 10, 2012	W, 74-71
at No. 16 Florida	March 4, 2012	W, 74-59
vs. No. 8 Florida	Feb. 7, 2012	W, 78-58
vs. No. 4 Louisville	Dec. 31, 2011	W, 69-62
vs. No. 5 North Carolina	Dec. 3, 2011	W, 73-72
vs. No. 12 Kansas (New York)	Nov. 15, 2011	W, 75-65
vs. No. 9 UConn (NCAA)	April 2, 2011	L, 56-55
vs. No. 7 North Carolina (NCAA)	March 27, 2011	W, 76-69
vs. No. 1 Ohio State (NCAA)	March 25, 2011	W, 62-60
vs. No. 22 West Virginia (NCAA)	March 19, 2011	W, 71-63
vs. No. 12 Florida (SECT)	March 13, 2011	W, 70-54
vs. No. 21 Vanderbilt	March 1, 2011	W, 68-66
vs. No. 13 Florida	Feb. 26, 2011	W, 76-68
at No. 21 Vanderbilt	Feb. 12, 2011	L, 81-77
at No. 22 Louisville	Dec. 31, 2010	W, 78-63
vs. No. 23 Notre Dame (Louisville)	Dec. 8, 2010	W, 72-58
vs. No. 13 Washington (Maui)	Nov. 23, 2010	W, 74-67
vs. No. 6 West Virginia (NCAA)	March 27, 2010	L, 73-66
vs. No. 15 Tennessee (SECT)	March 13, 2010	W, 74-45
at No. 19 Tennessee	Feb. 27, 2010	L, 74-65
at No. 17 Vanderbilt	Feb. 20, 2010	W, 58-56
vs. No. 12 Tennessee	Feb. 13, 2010	W, 73-62
vs. No. 25 Ole Miss	Feb. 2, 2010	W, 85-75
vs. No. 21 Vanderbilt	Jan. 30, 2010	W, 85-72
vs. No. 14 UConn (New York)	Dec. 9, 2009	W, 64-61
vs. No. 10 North Carolina	Dec. 5, 2009	W, 68-66

Calipari's Record at UK vs:

vs. No. 1	1-2
vs. Top 3	2-6
vs. Top 5	9-9
vs. Top 10	20-16
vs. Top 15	32-19
vs. Top 20	42-23
vs. Top 25	52-26
Home	17-4
Away	6-11
Neutral	29-11
SEC Tourney	5-1
NCAA Tourney	15-6

Entering Year No. 10

Entering year No. 10 at Kentucky, John Calipari's time in Lexington has been every bit as successful -- and more -- as fans could have hoped when he agreed to become the head coach at UK back in the spring of 2009.

By just about every measure, he's been the most successful coach in college basketball during his time at Kentucky as he gets ready to put the first decade behind him.

Among schools who have been to at least two Elite Eights and a Final Four since 2009-10, Calipari ranks ...

- Second in wins (278)
- First in NCAA Tournament wins (28)
- Fourth in NCAA titles (one)
- First in Final Four appearances (four)
- First in Elite Eight appearances (six)
- First in Sweet 16 appearances (seven)
- Third in regular-season conference titles (five)
- Second in league tournament titles (six)

700 Victories and Counting

With Kentucky's win over UIC on Nov. 26, 2017, John Calipari reached the 700 on-court win plateau. He is one of just 41 coaches, regardless of NCAA level of classification, to reach that barrier. Only 29 coaches have done it with at least 10 seasons at the Division I level.

Calipari became the fourth-fastest coach to 700 on-court wins ever. Only Adolph Rupp (836 games), Jerry Tarkanian (876 games) and Roy Williams (879 games) did it faster.

Moving Up the Kentucky Career Wins List

With a 78-65 victory vs. Mississippi State on Jan. 23, John Calipari notched his 264th career win at Kentucky, moving him past Tubby Smith, who finished his UK career with a 263-83 mark. Calipari trails only the legendary Adolph Rupp (876 wins) and Joe B. Hall (297) for most wins at Kentucky. Calipari currently has 275 wins at Kentucky.

Although he's still climbing the charts, he's doing it faster than anyone else in school history. With a thrilling 75-73 victory over rival Louisville on Dec. 26, 2015, John Calipari captured his 200th career win at Kentucky faster than any coach in UK history -- and nearly faster than anyone has ever done it at any school.

Calipari reached the 200-win plateau in his 240th career game at Kentucky. Rick Pitino, previously the fastest to 200 wins at UK prior to Calipari, didn't capture his 200th Wildcat win until his 249th game. Rupp reached 200 during his 250th game.

Not only did Calipari reach the 200-win mark in record pace at Kentucky, he also nearly set the all-time Division I mark. With the win over U of L, he became the second-fastest Division I men's basketball coach to reach 200 victories at a single school, behind only LIU-Brooklyn's Clair Bee, who achieved the feat in 231 games.

Calipari is only the fifth UK coach to reach the 200-win plateau. He's currently the only coach in NCAA history with at least 189 victories at three different schools.

Calipari reached his 250th career win at Kentucky with a 73-63 come-from-behind victory vs. Utah Valley for the 2017-18 season opener. Calipari reached 250 wins at UK faster than any other Wildcat coach. It took Rupp 312 games to reach 250 wins, whereas it took Calipari just 303.

First-Ballot Hall of Famer

Kentucky men's basketball coach John Calipari joined basketball's fraternity of legends in September 2015 after being elected to the Naismith Memorial Basketball Hall of Fame on the first ballot.

Calipari joined an elite group of basketball players and coaches in the Naismith Hall of Fame, considered to be one of the ultimate honors in the sport. The Class of 2015 included Calipari, Dick Bevetta, Wildcat Louie Dampier, Lindsay Gaze, Tom Heinsohn, John Isaacs, Spencer Haywood, Lisa Leslie, Dikembe Mutombo, George Raveling and Jojo White.

Calipari in Elite Company with Conference Championships

Kentucky men's basketball coach John Calipari added another first to his Hall of Fame career in 2017.

When Kentucky clinched at least a share of the 2017 Southeastern Conference championship by beating Vanderbilt on Feb. 28, 2017, he made history as a head coach. Calipari became the first NCAA Division I coach to lead three different programs (UMass, Memphis, Kentucky) to five on-court regular-season league titles five different times. He won the Atlantic 10 at the helm of UMass in 1992, 93, 94, 95 and 96. Memphis claimed the Conference USA crown in 2004, 06, 07, 08 and 09. Kentucky has captured the SEC five times in 2010, 12, 15, 16 and 17.

Perhaps more impressive is that Calipari has 30 combined regular-season and tournament championships after the 2018 SEC Tournament title. That trails only Mark Few of Gonzaga (32 titles) among all active coaches. All-time, Calipari trails only the great Adolph Rupp (41) and Few.

Calipari Unrivaled in Conference

John Calipari has won 15 league regular-season championships (including the 2010, 2012, 2015, 2016 and 2017 SEC championships) seven more than the next-closest coach in the SEC (Bruce Pearl has eight conference titles). With a 2018 SEC Tournament championship -- Calipari's fourth straight and sixth at UK -- he owns 15 conference tournament titles, 11 more than his closest competitors (Ben Howland and Kermit Davis).

He's tallied a 329-101 (.765) all-time record within conference play as a head coach and owns a 121-35 (.776) record since joining the SEC.

Although he's been publicly outspoken against conference tournaments -- only because he doesn't favor playing three or more games on consecutive days to win the tournament -- his teams have gotten up for them. Calipari's teams at UMass, Memphis and Kentucky have been to 19 conference championship games in his 26-year career, winning a remarkable 15 of them.

There's No Place Like Home

Since the 2000-01 season, John Calipari-coached teams have posted a 303-27 (.918) record at home. At UK, Coach Cal is 150-8 (.949) in Rupp Arena.

In five of Calipari's nine seasons at Kentucky, the Wildcats have posted an undefeated record at home, including a school-record 19-0 mark during the 2014-15 season.

Calipari owns both of UK's longest winning streaks in the arena. He began his career at UK with a 54-game winning streak at Rupp Arena. It was the longest winning streak since the arena opened in 1976. With a win over Georgia on Feb. 9, 2016, he secured the second-longest streak in the storied building at 34 games (which ended at 42).

AHEAD OF THE BARON OF THE BLUEGRASS

- Legendary coach Adolph Rupp won 876 career games while he was the coach of UK. He also led Kentucky to five NCAA titles during his 41-year tenure.
- John Calipari is ahead of the pace set by the legend as far as victories to begin his career at UK. Calipari (.811) is slightly behind Rupp (.822) in total UK career winning percentage.

Coach	Games	Record	Next Game (340th Game)
John Calipari	339	275-64	2018-19 season opener vs. Duke
Adolph Rupp	339	274-65	def. Ohio 60-52 (Feb. 19, 1946)
Tubby Smith	339	260-79	lost to Vanderbilt 67-65 (Feb. 25, 2007)
Joe B. Hall	339	257-82	def. Purdue 86-67 (Dec. 28, 1983)
Rick Pitino	270	220-50	End of UK coaching career at 270th game



COACH CALIPARI

UK vs. AP Ranked Foes Under Cal

Record as AP Top-Ranked Coach Since 2009-10

Coach	Schools	Records
1. John Calipari	Kentucky	69-7
2. Mike Krzyzewski	Duke	39-6
3. Bill Self	Kansas	39-7
4. Jay Wright	Villanova	28-6
5. Jim Boeheim	Syracuse	15-4
6. Tom Crean	Indiana	14-3
7. Thad Matta	Ohio State	13-2
8. Sean Miller	Arizona	12-1
9. Billy Donovan	Florida	11-1
10. Mark Few	Gonzaga	10-2

Record as AP Top-Ranked Coach Active

Coach	Schools	Records
1. Mike Krzyzewski	Duke	205-30
2. John Calipari	UK, Memphis, UMass	110-12
3. Roy Williams	UNC, Kansas	95-18
4. Bill Self	Kansas	41-8
5. Bruce Weber	Illinois	30-2
6. Jay Wright	Villanova	28-6
7. Jim Boeheim	Syracuse	24-5
8. Thad Matta	Ohio State	22-3
9. Bob Huggins	Cincinnati	20-4
10. Tom Crean	Indiana	14-3

through games on April 2, 2018

All-Time Calipari Draft Picks

Player (School)	Round	Year (Overall)
Bam Adebayo (UK)	First	2017 (14)
Eric Bledsoe (UK)	First	2010 (18)
Devin Booker (UK)	First	2015 (13)
Antonio Burks (MEM)	Second	2004 (36)
Marcus Camby (UMASS)	First	1996 (2)
Rodney Carney (MEM)	First	2006 (16)
DeMarcus Cousins (UK)	First	2010 (5)
Willie Cauley-Stein (UK)	First	2015 (6)
Anthony Davis (UK)	First	2012 (1)
Hamidou Diallo (UK)	Second	2018 (45)
Joey Dorsey (MEM)	Second	2008 (33)
C. Douglas-Roberts (MEM)	Second	2008 (40)
Robert Dozier (MEM)	Second	2009 (60)
Tyreke Evans (MEM)	First	2009 (4)
De'Aaron Fox (UK)	First	2017 (5)
S. Gilgeous-Alexander (UK)	First	2018 (11)
Archie Goodwin (UK)	First	2013 (29)
Josh Harrellson (UK)	Second	2011 (45)
Andrew Harrison (UK)	Second	2015 (44)
Dakari Johnson (UK)	Second	2015 (48)
Terrence Jones (UK)	First	2012 (18)
Enes Kanter (UK)	First	2011 (3)
Michael Kidd-Gilchrist	First	2012 (2)
Brandon Knight (UK)	First	2011 (8)
Kevin Knox (UK)	First	2018 (9)
Skal Labissiere (UK)	First	2016 (28)
Doron Lamb (UK)	Second	2012 (42)
DeAndre Liggins (UK)	Second	2011 (53)
Trey Lyles (UK)	First	2015 (12)
Darius Miller (UK)	Second	2012 (46)
Malik Monk (UK)	First	2017 (11)
Jamal Murray (UK)	First	2016 (7)
Nerlens Noel (UK)	First	2013 (6)
Daniel Orton (UK)	First	2010 (29)
Patrick Patterson (UK)	First	2010 (14)
Julius Randle (UK)	First	2014 (7)
Lou Roe (UMass)	Second	1995 (30)
Derrick Rose (MEM)	First	2008 (1)
Marquis Teague (UK)	First	2012 (29)
Karl-Anthony Towns (UK)	First	2015 (1)
Tyler Ulis (UK)	Second	2016 (34)
Jarrod Vanderbilt (UK)	Second	2018 (41)
Dajuan Wagner (MEM)	First	2002 (6)
John Wall (UK)	First	2010 (1)
Shawne Williams (MEM)	First	2006 (17)
James Young (UK)	First	2014 (17)

Coach	Streak (Yrs)
1. John Calipari	54 (2010-13)
2. John Calipari	42 (2014-17)
3. Rick Pitino	33 (1992-94)
4. Joe B. Hall	30 (1981-82)
5. Rick Pitino	27 (1995-97)

Life Away From Home Isn't So Bad Either

As good as John Calipari's team's have been at home, they're pretty good in hostile environments on the road. Dating back to the 2005-06 season, Calipari has recorded a 92-43 (.681) record on the road.

At neutral-site venues, Kentucky is 72-16 all-time under Calipari.

Calipari at No. 1

John Calipari is one of just two coaches (Frank McGuire) to lead three programs to a No. 1 ranking. Calipari has led six of his 10 UK teams to the ranking and seven of his last 12 teams to the No. 1 ranking (he's done it nine times overall).

When Coach Cal's teams have been at the top, they've been difficult to knock off:

- Calipari is 110-12 (.902) as the top-ranked Associated Press Top 25 coach in the country
- He's 69-7 (.908) when his team is at the top of the AP Top 25 as UK's head coach
- Calipari tallied a 32-4 mark at UMass when the Minutemen were No. 1 and he was 9-1 at Memphis when he had the Tigers at the pinnacle of the rankings
- Calipari (110) trails only Duke's Mike Krzyzewski (205) in active coaches with victories at No. 1
- Calipari has coached 122 career games as a No. 1 team, the fourth most in NCAA history, trailing Krzyzewski (235), John Wooden (228) and Adolph Rupp (131)
- Among coaches who have owned a No. 1 ranking in at least 119 games, Calipari's winning percentage of .902 trails only Wooden (.952) and is ahead of active coach Krzyzewski (.872)

30 is the new 20: Calipari Secures Another 20-Win Season

With an 87-66 win over Missouri on Feb. 24, John Calipari achieved another feat in his decorated coaching career. With his 20th victory in 2018, he secured his 24th consecutive on-court 20-win season. He leads all active coaches with that streak, ahead of Mike Krzyzewski (22) and Bill Self (20) who both also claimed a 20-win season in 2017-18.

With a first-round win over Northern Kentucky in the 2017 NCAA Tournament, Calipari and the Cats clinched a 30-win season for the fourth time in eight seasons as head coach. Calipari has 10 seasons with 30 or more on-court wins. Only Krzyzewski (14) and Roy Williams (12) have more 30-win seasons as an active head coach. Calipari is the first coach in NCAA Division I history to record five straight on-court 30-win seasons, notching 30 wins in consecutive seasons from 2005-06 to 2009-10.

The Success Rate

John Calipari has graduated 100 percent of the players (18 of 18) who have been eligible to receive their diploma by the end of their senior years and exhausted their athletic eligibility. Of that group, Patrick Patterson, Jarrod Polson and Alex Poythress completed their degrees in three years.

In the NCAA's Academic Progress Rate, which measures eligibility, retention and graduation, UK has posted a single-year Academic

UK Collegiate Awards Under Calipari

All-America Honors	All-SEC	NCAA Final Four Team
DeMarcus Cousins (2010)	D. Cousins (2010) 1st (Coaches/AP)	Anthony Davis (MVP) 2012
AP (1), NABC (2), USBWA (2), SN (2)	P. Patterson (2010) 1st (Coaches)/2nd (AP)	Michael Kidd-Gilchrist 2012
John Wall (2010)	John Wall (2010) 1st (Coaches/AP)	Doron Lamb 2012
AP (1), NABC (2), USBWA (2), SN (2)	T. Jones (2011) 1st (Coaches/AP)	Julius Randle 2014
Anthony Davis (2012)	B. Knight (2011) 1st (Coaches)/2nd (AP)	James Young 2014
AP (1), NABC (2), USBWA (2), SN (2)	Anthony Davis (2012) 1st (Coaches/AP)	
Michael Kidd-Gilchrist (2012)	M. Kidd-Gilchrist (2012) 1st (Coaches/AP)	
AP (3), USBWA (2), NABC (3), SN (2)	T. Jones (2012) 2nd (Coaches/AP)	
Julius Randle (2014)	Doron Lamb (2012) 2nd (Coaches)	
NABC (3)	Nerlens Noel (2013) 1st (Coaches/AP)	
Willie Cauley-Stein (2015)	Julius Randle (2014) 1st (Coaches/AP)	
NABC (1), USBWA (1), SN (1)	James Young (2014) 2nd (Coaches)	
Karl-Anthony Towns (2015) SN (3)	Devin Booker (2015) 2nd (Coaches)	
Tyler Ulis (2016)	W. Cauley-Stein (2015) 1st (Coaches/AP)	
AP (1), SN (1), USBWA (2), NABC (2)	Aa. Harrison (2015) 2nd (Coaches/AP)	
Malik Monk (2017)	K. Towns (2015) 1st (Coaches/AP)	
SN (2), USBWA (2), NABC (2), AP (2)	Tyler Ulis (2016) 1st (Coaches/AP)	
SEC Player of the Year	Jamal Murray (2016) 1st (Coaches/AP)	
John Wall 2010 (Coaches/AP)	Malik Monk (2017) 1st (Coaches/AP)	
Anthony Davis 2012 (Coaches/AP)	De'Aaron Fox (2017) 1st (Coaches/AP)	
Tyler Ulis 2016 (Coaches/AP)	Bam Adebayo (2017) 2nd (Coaches/AP)	
Malik Monk 2017 (AP)	Kevin Knox (2018) 1st (Coaches)	
SEC Defensive Player of the Year	S. G. Alexander (2018) 2nd (Coaches)	
Anthony Davis 2012 (Coaches)		
Nerlens Noel 2013 (Coaches)		
Willie Cauley-Stein 2015 (Coaches)		
Tyler Ulis 2016 (Coaches)		
SEC Freshman (Coaches)/Newcomer (AP) of the Year		
DeMarcus Cousins 2010 (Coaches)		
John Wall 2010 (AP)		
Terrence Jones 2011 (Coaches/AP)		
Anthony Davis 2012 (Coaches/AP)		
Nerlens Noel 2013 (Coaches/AP)		
Julius Randle 2014 (Coaches/AP)		
Karl-Anthony Towns 2015 (Coaches/AP)		
Malik Monk 2017 (Coaches/AP)		
Kevin Knox 2018 (Coaches)		
SEC Sixth Man of the Year		
Darius Miller 2012 (Coaches)		
Kyle Wiltjer 2013 (Coaches)		
Devin Booker 2015 (Coaches)		
CoSIDA Academic All-America		
Alex Poythress (2nd) 2016		
All-SEC Defensive Team		
Patrick Patterson 2010		
DeAndre Liggins 2011		
Anthony Davis 2012		
Michael Kidd-Gilchrist 2012		
Nerlens Noel 2013		
Willie Cauley-Stein 2013		
Willie Cauley-Stein 2015		
Tyler Ulis 2016		
SEC All-Tournament Team		
John Wall 2010		
Eric Bledsoe 2010		
DeMarcus Cousins 2010		
Darius Miller 2011		
Brandon Knight 2011		
Josh Harrellson 2011		
Anthony Davis 2012		
Terrence Jones 2012		
Aaron Harrison 2014		
Julius Randle 2014		
Willie Cauley-Stein 2015		
Aaron Harrison 2015		
Andrew Harrison 2015		
Jamal Murray 2016		
Tyler Ulis 2016		
Bam Adebayo 2017		
De'Aaron Fox 2017		
Dominique Hawkins 2017		
Wenyen Gabriel 2018		
S. Gilgeous-Alexander 2018		
Kevin Knox 2018		
SEC Tournament MVP		
John Wall 2010		
Darius Miller 2011		
Willie Cauley-Stein 2015		
Tyler Ulis 2016		
De'Aaron Fox 2017		
S. Gilgeous-Alexander 2018		



COACH CALIPARI

Progress Rate of 977 or higher in every season under Calipari, including a perfect 1,000 in the last five single-year reports. Kentucky's four-year composite score in the most recent report, which was released in May of 2018, was a 1,000, earning the team an NCAA academic award for the fourth year in a row for finishing in the top 10 percent of Division I men's basketball programs.

Under Calipari, the Wildcats routinely post a 3.0 grade-point average or better.

Dream Maker

As someone who prides himself on helping young men reach their dreams, Coach Cal has helped 46 players earn selection in the NBA Draft during his college coaching career, including 35 over his first nine seasons at Kentucky, which is more than any other coach.

- Four No. 1 overall selections (Derrick Rose, John Wall, Anthony Davis and Karl-Anthony Towns) during the nine drafts from 2008 to 2016. No other coach has more than two No. 1 picks
- In 2010, five of his UK players were selected in the first round for the first time in NBA history
- His six players in the 2012 and 2015 NBA drafts are the most in the two-round era
- Churned out 35 NBA Draft picks, 26 first-rounders, three No. 1 overall selections, seven top-five picks and 19 lottery picks at Kentucky
- Of the 54 players who have finished their college careers at Kentucky under Calipari, 35 have been selected in the NBA Draft (64.8 percent)
- Of the 21 players at UK who have declared for the NBA Draft after their freshman seasons, all 23 of 25 have been first-round picks. He is 27 for 29 in that regard when including his players from Memphis
- Dating back to the 2008 draft, 40 players under Coach Cal have been taken in the NBA Draft, including 28 first-rounders
- Only coach to produce the top two picks in the same draft (2012 - Anthony Davis and Michael Kidd-Gilchrist)
- Produced a top-10 pick in 11 straight drafts since 2008, the only school to do so during that time period

Developing Talent

John Calipari hasn't just signed the best talent in the country while he's been at Kentucky; he's been the best at developing that talent and getting it ready for the next level.

Of the 30 top-25 Rivals.com players Kentucky has signed and have completed their college eligibility at UK, 26 were drafted and 21 were selected in the first round.

But that's only half the story. Calipari's players don't just make it to the pros; they're better prepared than anyone else. The proof is in the numbers.

Over the course of his career, Calipari's nearly 50 NBA pros have nearly \$1.5 billion in NBA contracts alone, which doesn't include endorsement deals and overseas contracts. Of his UK players in the NBA, they've earned nearly \$1.9 billion in guaranteed contracts.

Double-Digit Win Streaks

Kentucky's 38-game winning streak in 2014-15 was historic, but it wasn't completely out of the norm for John Calipari. With Kentucky's 14-game winning streak at the end of the 2016-17 season, Calipari has 18 streaks in his career where his teams have won 10 or more consecutive games during the season.

They've won 15 or more straight games nine times, 20 or more six times, 25 or more five times, and 30 or more one time.

UK's 14-game winning streak before its season-ending loss last season was its longest since the 38-game winning streak in 2014-15.

1. 38 Kentucky, 2014-15	10. 14 Kentucky, 2016-17
2. 27 Memphis, 2008-09	14 UMass, 1991-92
3. 26 Memphis, 2007-08	12. 12 Memphis, 2007-08
26 UMass, 1995-96	12 Memphis, 2002-03
5. 25 Memphis, 2006-07	12 UMass, 1992-93
6. 24 Kentucky, 2011-12	15. 11 Memphis, 2003-04
7. 19 Kentucky, 2009-10	16. 10 Memphis, 2001-02
8. 16 UMass, 1994-95	10 UMass, 1993-94
9. 15 Memphis, 2005-06	10 Kentucky, 2010-11

Calipari Knows Defense

Defense has always been a staple of John Calipari-coached teams. Dating back to complete NCAA records beginning in 2001-02, Calipari's teams have been among national leaders in several critical defensive categories.

Year	FG % Def.	Rebound Margin	Scoring Margin	Blocks
2001-02 (UM)	13th (39.5)	11th (+6.6)	15th (+11.2)	54th (4.4)
2002-03 (UM)	28th (40.6)	44th (+4.1)	32nd (+8.0)	26th (5.1)
2003-04 (UM)	34th (40.5)	58th (+3.4)	48th (+7.1)	20th (5.0)
2004-05 (UM)	4th (38.4)	75th (+2.9)	62nd (+5.9)	13th (5.4)
2005-06 (UM)	2nd (38.0)	9th (+6.7)	5th (+14.6)	8th (6.4)
2006-07 (UM)	12th (39.0)	28th (+5.3)	5th (+5.8)	12th (5.9)
2007-08 (UM)	12th (39.1)	16th (+6.2)	2nd (+18.0)	8th (6.1)
2008-09 (UM)	1st (37.1)	19th (+6.1)	2nd (+16.3)	7th (6.0)
2009-10 (UK)	3rd (37.8)	4th (+8.1)	4th (+14.3)	4th (7.2)
2010-11 (UK)	15th (39.4)	60th (+3.6)	13th (+11.4)	3rd (6.3)
2011-12 (UK)	1st (37.4)	12th (+6.8)	1st (+16.8)	1st (8.6)
2012-13 (UK)	30th (39.2)	48th (+4.3)	48th (+8.2)	3rd (6.6)
2013-14 (UK)	59th (41.1)	2nd (+9.4)	43rd (+8.2)	13th (5.9)
2014-15 (UK)	1st (35.4)	15th (+6.8)	1st (+20.1)	2nd (6.9)
2015-16 (UK)	24th (39.7)	39th (+5.2)	17th (+11.4)	6th (5.8)
2016-17 (UK)	98th (42.4)	39th (+4.7)	9th (+13.4)	15th (5.3)
2017-18 (UK)	14th (40.4)	40th (+5.1)	68th (+6.5)	31st (4.8)

rankings through April 2

Former Players' NBA Awards

NBA Player of the Year	DeMarcus Cousins (2nd) 2016	All-NBA Defensive Team	Anthony Davis 2015
Derrick Rose 2011	Anthony Davis (1st) 2015	Anthony Davis (1st) 2018	John Wall 2015
NBA Rookie of the Year	DeMarcus Cousins (2nd) 2015	Anthony Davis (2nd) 2017	Anthony Davis 2014
Karl-Anthony Towns 2016	Derrick Rose (1st) 2012	Anthony Davis (2nd) 2015	John Wall 2014
Tyreke Evans 2010	Derrick Rose (1st) 2011	John Wall (2nd) 2015	Derrick Rose 2012
Derrick Rose 2009	All-NBA Rookie Team	Marcus Camby (1st) 2008	Derrick Rose 2011
NBA Defensive Player of the Year	Jamal Murray (2nd) 2017	Marcus Camby (1st) 2007	Derrick Rose 2010
Marcus Camby 2007	K. Towns (1st) 2016	Marcus Camby (2nd) 2006	
NBA Cares Community Assist Award	Devin Booker (1st) 2016	Marcus Camby (2nd) 2005	All-Star Game MVP
DeMarcus Cousins 2017	W. Cauley-Stein (2nd) 2016		Anthony Davis 2017
John Wall 2016	Nerlens Noel (1st) 2015	NBA All-Star Team	
All-NBA Team	Anthony Davis (1st) 2013	DeMarcus Cousins 2018	Rising Stars Challenge MVP
Anthony Davis (1st) 2018	M. Kidd-Gilchrist (2nd) 2013	Anthony Davis 2018	Jamal Murray 2017
K. Towns (3rd) 2018	Brandon Knight (1st) 2012	Karl-Anthony Towns 2018	John Wall 2011
Anthony Davis (1st) 2017	D. Cousins (1st) 2011	John Wall 2018	Tyreke Evans 2010
John Wall (3rd) 2017	John Wall (1st) 2011	DeMarcus Cousins 2017	
	Eric Bledsoe (2nd) 2011	Anthony Davis 2017	Slam Dunk Contest Winner
	Tyreke Evans (1st) 2010	John Wall 2017	John Wall 2014
	Derrick Rose (1st) 2010	DeMarcus Cousins 2016	
	Marcus Camby (1st) 1997	Anthony Davis 2016	Three-Point Contest Winner
		John Wall 2016	Devin Booker 2018
		DeMarcus Cousins 2015	

Recruiting Trail

The Wildcats have signed more top-25 players under John Calipari's leadership than any other school. Nearly a quarter of all Rivals' top-10 prospects nationally over the past 10 classes have signed with Coach Cal and the Cats.

PLAYER (YEAR)	ESPN	RIVALS	247	MCD	JB
Ashton Hagans ('18)	20	13	12		
Tyler Herro ('18)	30	36	38		Y
Keldon Johnson ('18)	7	15	18		Y Y
EJ Montgomery ('18)	14	11	6		Y
Zan Payne ('18)	NR	NR	NR		
Immanuel Quickley ('18)	25	22	19		Y
Jemarl Baker ('17)	66	82	90		
Hamidou Diallo ('17)	11~	10~	11		
Shai Gilgeous-Alexander ('17)	35	34	20		
Quade Green ('17)	24	22	33		Y Y
Kevin Knox ('17)	10	10	18		Y Y
Nick Richards ('17)	17	17	15		Y Y
Jarred Vanderbilt ('17)	19	14	12		Y Y
PJ Washington ('17)	12	15	9		Y Y
Bam Adebayo ('16)	5	7	12		Y Y
Brad Calipari ('16)	NR	NR	NR		
De'Aaron Fox ('16)	6	6	6		Y Y
Wenyan Gabriel ('16)	14	13	14		Y
Sacha Killeya-Jones ('16)	24	24	25		Y
Malik Monk ('16)	9	9	10		Y Y
Tai Wynyard ('16)	NR	NR	NR		
Isaiah Briscoe ('15)	13	10	16		Y Y
Jonny David ('15)	NR@	NR@	NR@		
Isaac Humphries ('15)	49	NR^	62		
Skal Labissiere ('15)	2	1	2		Y
Charles Matthews ('15)	42	48	74		Y
Jamal Murray ('15)	NA^	9	10		
Dillon Pulliam ('15)	NA^	NA#	NA#		
Devin Booker ('14)	18	29	22		Y Y
Trey Lyles ('14)	6	13	17		Y Y
Karl-Anthony Towns ('14)	9	5	2		Y Y
Tyler Ulis ('14)	25	21	20		Y Y
EJ Floreal ('13)	NR@	NR@	NR@		
Aaron Harrison ('13)	9	7	5		Y Y
Andrew Harrison ('13)	5	5	3		Y Y
Dominique Hawkins ('13)	NR	NR	151		
Dakari Johnson ('13)	7	9	8		Y Y
Marcus Lee ('13)	25	19	14		Y Y
Julius Randle ('13)	3	2	2		Y Y
Derek Willis ('13)	NR	115	58		
James Young ('13)	8	11	10		Y Y
Archie Goodwin ('12)	15	14	18		Y Y
Willie Cauley-Stein ('12)	40	40	47		
Tod Lanter ('12)	NA#@	NA#@	NA#@		
Julius Mays ('12)	NA#	NA#	NA#		
Nerlens Noel ('12)	1	2	1		Y
Alex Poythress ('12)	13	8	7		Y Y
Twany Beckham ('11)	NA#	NA#	NA#		
Anthony Davis ('11)	1	2	1		Y Y
Ryan Harrow ('11)	NA#	NA#	NA#		
Michael Kidd-Gilchrist ('11)	4	3	2		Y Y
Sam Malone ('11)	NR@	NR@	NR@		
Brian Long ('11)	NR@	NR@	NR@		
Marquis Teague ('11)	8	5	6		Y Y
Kyle Wiltjer ('11)	19	22	21		Y Y
Terrence Jones ('10)	9	13	8*		Y Y
Enes Kanter ('10)	25	3	3*		
Brandon Knight ('10)	4	6	6*		Y Y
Doron Lamb ('10)	29	21	28*		Y Y
Jarrod Polson ('10)	NR@	NR@	NR*@		
Stacey Poole, Jr. ('10)	51	33	67*		
Eloy Vargas ('10)	NA#	NA#	NA#		
Eric Bledsoe ('09)	NR	23	37*		
DeMarcus Cousins ('09)	4	2	3*		Y Y
Darnell Dodson ('09)	NA#	NA#	NA#		
Jon Hood ('09)	92	40	46*		
Daniel Orton ('09)	13	22	17*		Y
John Wall ('09)	5	1	2*		Y

Top-10 Players

21 22 22

Top-25 Players

40 42 41

Top-50 Players

46 49 47

McDonald's All-Americans

33

Jordan Brand Classic All-Americans

37

* Scout.com ranking | ~ final ranking in the 2017 class before early enrollment | ^ reclassified after final rankings were released |

transfer | @ joined team as walk-on



COACH CALIPARI

A “players-first” coach with a penchant for helping people reach their dreams, John Calipari, a Naismith Memorial Basketball Hall of Famer, has guided six teams to the Final Four, led one to a national championship and helped 46 players get selected in the NBA Draft during his 26-year college coaching career.

Calipari guided Kentucky to its eighth national championship and his first national title in 2012. In becoming only the second coach in NCAA history to lead three different schools to the Final Four, he has racked up more than 700 on-court victories, 19 NCAA Tournament appearances, six Final Fours and numerous national coach of the year honors.

In 2015, Coach Cal led college basketball’s first ever 38-0 team, and became one of just three coaches to make four Final Fours in a five-year span. At the end of the season, Calipari became the 96th coach to join the Naismith Memorial Basketball Hall of Fame.

While building a program out of obscurity at Massachusetts, laying the foundation at Memphis and restoring luster at the sport’s greatest program at Kentucky, he has totaled the second-most wins in NCAA history in the first 20 years of a college coaching career.

Quite honestly, though, Calipari’s on-court success overshadows a much more significant picture.

In his goal to lead a players-first program, he has helped 46 players realize their dreams and guided them to NBA Draft selections, including a record five first-round draft picks in 2010. Two years later, six Wildcats heard their names called at the 2012 draft, the most in the two-round draft era. UK, with Calipari’s help, would tie those six picks again in 2015, including a record-tying four lottery selections. His four No. 1 overall picks are twice as many as any other coach, and he’s had 35 players drafted during his first nine years at Kentucky, including 26 first-round picks.

Calipari’s players have entered the league NBA-ready. His players have garnered 18 All-Star selections, with Anthony Davis winning the game’s MVP honor in 2017. Rose was named MVP in 2011, five players have been tabbed All-NBA, three have been named NBA Rookie of the Year, and 11 players from Calipari’s first nine teams at Kentucky have made the NBA All-Rookie teams.

Much like he did at UMass, where his players graduated at nearly 80 percent, Calipari has stressed academics. Fifteen of his last 18 seniors at Memphis earned their bachelor’s degrees, and all 17 players at UK who were eligible to graduate by the end of their senior years walked away with a diploma in hand, including three players who earned their degree in just three years. Another Wildcat, Dillon Pulliam, is set to graduate in May of 2018. Calipari’s teams routinely have posted a combined team grade-point averages of 3.0 or better.

His foundation, The Calipari Foundation, has raised millions of dollars to help the lives of those in need in the Commonwealth and across the country. In 2010, he used a telethon to raise more than \$1 million for victims of the devastating earthquake in Haiti. He organized another one in 2012 for victims of Superstorm Sandy and another one in 2017 for victims of Hurricane Harvey.

In 2013, Calipari developed the idea of hosting an annual alumni weekend around his basketball fantasy experience with the intent to raise money for charity. After generating \$350,000 for selected organizations and charities during the inaugural game, the weekend (the game and the fantasy experience) has generated more than \$1 million for charity every year since, including in 2014 without the funds from an alumni game and 2016 with a celebrity softball game in place of the traditional basketball game.

In 2017, Coach Cal was named the head coach of the 2017 USA Basketball Men’s U19 World Cup Team, which finished third at the 2017 FIBA U19 World Cup in Cairo.

Author of five books, including the New York Times Best Seller “Players First: Coaching from the Inside Out,” Calipari is a master of communication and maximizing talent. He lives by the motto that “it’s never a matter of how far you have fallen, but instead it’s about how high you bounce back.”

BIOGRAPHICAL INFORMATION

Date of Birth: Feb. 10, 1959 | **Wife:** Ellen
Children: Erin, Megan, Brad

Education

Clarion State (1982)

Head Coaching Experience

University of Massachusetts (1989-96)
New Jersey Nets (NBA) (1997-99)
University of Memphis (2001-09)
University of Kentucky (2010-present)

COACHING AWARDS

- 2018 Naismith Hall of Fame 'Service Above Self' Honoree
- 2018 NABC Metropolitan Award
- 2015 Naismith Memorial Basketball Hall of Fame Inductee
- 2015 AP National Coach of the Year
- 2015 Naismith National Coach of the Year
- 2015 NABC National Coach of the Year
- 2015 The Sporting News National Coach of the Year
- 2015 Adolph Rupp National Coach of the Year
- 2015 SEC Coach of the Year (AP/Coaches)
- 2015 USBWA District IV Coach of the Year
- 2012 Nell & John Wooden Coach of the Year Leadership Award
- 2012 Naismith National Coach of the Year Finalist
- 2012 SEC Coach of the Year (AP/Coaches)
- 2010 Adolph Rupp National Coach of the Year
- 2010 Naismith National Coach of the Year Finalist
- 2010 SEC Coach of the Year (AP)
- 2010 *Sporting News* SEC Coach of the Year
- 2010 Yahoo! Sports SEC Coach of the Year
- 2010 USBWA District IV Coach of the Year
- 2009 NABC National Co-Coach of the Year
- 2009 *Sports Illustrated* National Coach of the Year
- 2009 Phelan National Coach of the Year
- 2009 Iba National Coach of the Year Finalist
- 2009 C-USA Coach of the Year
- 2008 Naismith National Coach of the Year
- 2008 C-USA Coach of the Year
- 2008 Iba National Coach of the Year Finalist
- 2008 Phelan National Coach of the Year Finalist
- 2007 Phelan National Coach of the Year Finalist
- 2007 USBWA District IV Coach of the Year
- 2007 *Basketball Times* South Region Coach of the Year
- 2006 C-USA Coach of the Year
- 2004 NABC District 7 Coach of the Year
- 1996 Naismith National Coach of the Year
- 1996 NABC National Coach of the Year
- 1996 *The Sporting News* National Coach of the Year
- 1996 Atlantic 10 Coach of the Year
- 1995 Naismith National Coach of the Year Finalist
- 1994 Naismith National Coach of the Year Finalist
- 1994 Atlantic 10 Coach of the Year
- 1993 USBWA District I Coach of the Year
- 1993 Atlantic 10 Coach of the Year
- 1992 Eastern Basketball Coach of the Year

CHART SHOWS STATS FROM 2009-10 SEASON THROUGH 2017-18

ONLY SCHOOLS WITH AT LEAST TWO OR MORE ELITE EIGHTS AND AT LEAST ONE FINAL FOUR WERE CONSIDERED

TEAMS	WINS	NCAA TOURNAMENT WINS	NATIONAL TITLES	FINAL FOURS	ELITE EIGHTS	SWEET 16'S	LEAGUE TITLES (RS)	LEAGUE TOURNAMENT TITLES
ARIZONA	247	13	0	0	3	5	5	3
DUKE	267	23	2	2	4	6	1	3
FLORIDA	226	17	0	1	5	5	3	1
GONZAGA	271	17	0	1	2	4	8	7
KANSAS	278	23	0	2	5	5	9	5
KENTUCKY	275	28	1	4	6	7	5	6
LOUISVILLE	238	16	1	2	3	4	2	3
MICHIGAN	217	17	0	2	3	4	2	2
MICHIGAN ST.	238	17	0	2	3	5	3	3
N. CAROLINA	248	22	1	2	4	5	4	1
SYRACUSE	232	18	0	2	3	5	0	0
UCONN	197	13	2	2	2	2	0	2
VILLANOVA	244	16	2	2	2	2	4	3
WISCONSIN	228	18	0	2	2	6	1	1



COACH CALIPARI

NCAA DIVISION I ACTIVE WINNINGEST COACHES

(On-Court By Percentage - Min. 10 yrs. at Division I level)

NO.	COACH/TEAM	YRS.	PCT.
1.	Mark Few/Gonzaga	18	.819
2.	Roy Williams/UNC	30	.788
3.	John Calipari/Kentucky	26	.779
4.	Mike Krzyzewski/Duke	43	.765
5.	Bill Self/Kansas	25	.765

*numbers going into the 2018-19 season

SINCE 2005-06 ...

Since the 2005-06 season, John Calipari's on-court record ranks him as the winningest coach. Totals through April 2, 2018.

COACH	RECORD
1. John Calipari	412-78
2. Bill Self	400-79
3. Mike Krzyzewski	379-92
4. Mark Few	376-81
5. Roy Williams	372-111

MISCELLANEOUS ON-COURT RECORDS

Overall On-Court Record:720-204 (.779)
 March/April Record:157-44 (.781)
 NCAA Record:53-18 (.746)
 Record in Conference Games:329-101 (.765)
 Record in Conference Tournament:56-12 (.824)

- Calipari owns the most single-season wins with 38, tying his own record (Memphis in '08 and UK in '12) in 2015 with 38 wins. He owns the most single-season wins at UMass, Memphis and UK
- Calipari is one of two coaches (Roy Williams) in NCAA Division I history to have 400 or more wins in the first 16 years as a head coach. Calipari had 416 wins in his first 16 years
- Calipari is the winningest coach in NCAA Division I history for a five-year span with 173 victories (2008-12)
- Calipari is the first coach in NCAA Division I history to record five straight on-court 30-win seasons. Memphis hit the 30-win plateau from 2006-09
- Calipari is one of only two coaches (Rick Pitino) to lead three different schools to a Final Four
- Calipari is one of only three coaches (John Wooden, Mike Krzyzewski) to go to four Final Fours in five seasons
- Calipari started with a 54-0 record in Rupp Arena as head coach of the Wildcats
- Calipari has 31 players that have been chosen in the NBA Draft (24 first-round picks) over the last eight seasons
- Calipari has more wins (327) in a 10-year period (2006-15) than any other coach in college basketball history
- Calipari is the second-fastest Division I men's basketball coach to reach 200 victories at a single school, behind only LIU-Brooklyn's Claire Bee
- Calipari's 30 combined regular season and tournament league titles trail only Mark Few (32) of Gonzaga for the most among active coaches
- Calipari became the fourth-fastest coach to 700 on-court wins, behind only Adolph Rupp, Jerry Tarkanian and Roy Williams
- Calipari has the third-most wins in school history, behind only Adolph Rupp and Joe B. Hall

CAL IN CONFERENCE

SEC COACHES	CONFERENCE CHAMPIONSHIPS	Tournament Championships	Conference Coach of the Year
Avery Johnson, Alabama	0	0	0
Mike Anderson, Arkansas	1	1	1
Bruce Pearl, Auburn	8	2	7
Michael White, Florida	3	0	3
Tom Crean, Georgia	3	0	3
John Calipari, Kentucky	15	15	9
Will Wade, LSU	0	0	1
Cuonzo Martin, Missouri	1	0	1
Kermit Davis, Ole Miss	7	4	3
Ben Howland, Mississippi State	7	4	3
Frank Martin, South Carolina	0	0	1
Rick Barnes, Tennessee	4	1	6
Billy Kennedy, Texas A&M	5	2	4
Bryce Drew, Vanderbilt	4	2	3
TOTALS	58	31	45

CALIPARI VS. ALL OPPONENTS

Alabama 15-3	Furman 1-0	Monmouth 1-0	Southwest Texas St. 1-0
Albany 1-0	George Mason 1-0	Montana State 1-0	St. Bonaventure 17-1
Arizona 2-1	George Washington 8-9	Morehead State 2-0	St. John's 1-0
Arizona State 2-1	Georgetown 2-1	Murray State 1-0	St. Joseph's 15-5
Arkansas 11-6	Georgia 16-2	Nevada 1-0	St. Mary's 1-0
Arkansas-Little Rock 3-0	Georgia Tech 1-1	New Hampshire 5-0	St. Peter's 1-0
Arkansas-Pine Bluff 1-0	Gonzaga 4-0	New Mexico 1-0	Stanford 3-2
Arkansas State 4-0	Grand Canyon 1-0	New Orleans 1-0	Stephen F. Austin 1-0
Auburn 9-2	Hampton 1-0	NJIT 1-0	Stony Brook 1-0
Austin Peay 6-1	Hartford 2-0	North Carolina 6-3	Syracuse 3-2
Baylor 1-2	Harvard 2-0	North Carolina State 1-0	TCU 7-1
Belmont 2-0	Hofstra 1-0	North Texas 1-0	Temple 13-11
Boise State 1-0	Holy Cross 4-1	Northeastern 3-1	Tennessee 15-9
Boston 7-1	Houston 16-3	Northern Kentucky 2-0	Tennessee Tech 1-0
Boston College 2-0	Howard 1-0	Northwestern State 1-0	Texas 2-2
Bradley 1-0	Illinois 1-1	Notre Dame 2-1	Texas A&M 8-3
Bucknell 1-0	Illinois State 1-0	Oakland 1-0	Towson State 1-0
Buffalo 2-0	Indiana 3-2	Ohio State 1-2	Troy 1-0
BYU 1-0	Iowa 0-1	Oklahoma 5-1	Tulane 16-0
Cal State Northridge 1-0	Iowa State 2-0	Oklahoma State 0-2	Tulsa 11-1
Canisius 1-0	Jackson State 2-0	Old Dominion 2-0	UAB 14-3
Central Conn. St. 2-0	Kansas 3-6	Ole Miss 14-4	UCF 5-0
Charlotte 2-3	Kansas State 2-1	Oral Roberts 1-0	UCLA 4-4
Chattanooga 2-0	Keene State 1-0	Oregon State 1-0	UNC Asheville 2-0
Christian Brothers 2-0	Kentucky 2-4	Pennsylvania 3-0	UNC Greensboro 1-0
Cincinnati 6-7	La Salle 3-0	Penn State 4-4	UNC Wilmington 1-0
Cleveland State 4-0	Lafayette (Pa.) 1-0	Pepperdine 1-0	UIC 1-0
Coastal Carolina 1-0	Lamar 4-0	Pittsburgh 2-1	USF 10-1
Colorado 1-1	LIU-Brooklyn 1-0	Portland 3-0	Utah 1-1
Colorado State 0-1	Lipscomb 1-0	Princeton 2-0	Utah Valley 1-0
Columbia 1-0	Long Beach State 1-0	Providence 3-1	UTEP 5-0
Connecticut 2-5	Louisiana Tech 1-1	Purdue 2-1	UT Arlington 3-0
Coppin State 1-0	Louisville 15-7	Radford 1-0	UT Martin 5-0
Cornell 1-0	Loyola 1-0	Rhode Island 16-2	Valparaiso 1-0
Dartmouth 1-0	Lowell 2-1	Rice 4-0	Vanderbilt 15-4
Davidson 1-0	LSU 11-2	Richmond 1-0	Vermont 3-0
Dayton 1-0	Manhattan 2-0	Rider 1-0	Villanova 2-0
DePaul 4-2	Marist 2-0	Robert Morris 1-1	Virginia 0-1
Detroit 1-0	Marquette 3-1	Rutgers 11-4	Virginia Tech 3-0
Drexel 2-0	Marshall 6-0	Saint Louis 4-3	Wake Forest 2-1
Duke 1-2	Maryland 5-3	Sam Houston State 1-0	Washington 1-0
Duquesne 12-4	Massachusetts 1-0	Samford 3-0	West Virginia 13-7
East Carolina 7-0	Memphis 1-0	Santa Clara 1-0	Western Kentucky 2-0
East Tennessee State ... 4-0	Miami (Fla.) 0-1	Savannah State 1-0	Wichita State 2-0
Eastern Kentucky 3-0	Miami (Ohio) 2-0	Seton Hall 1-0	Winthrop 2-0
Eastern Michigan 2-0	Michigan 1-0	Siena 4-0	Wisconsin 1-1
Fairfield 1-0	Michigan State 2-1	SMU 7-0	Wofford 1-0
Florida 15-8	Middle Tennessee 3-0	South Carolina 13-3	Wright State 1-0
Florida State 1-1	Milwaukee 1-0	South Connecticut 1-0	Xavier 2-2
Florida Tech 0-1	Mississippi State 12-0	S. Louisiana 3-0	Yale 1-0
Fordham 5-0	Mississippi Valley St. 1-0	Southern Cal 2-0	
Fort Wayne 1-0	Missouri 8-3	Southern Miss 15-4	



INDIVIDUAL GAME RECORDS CAL ERA

MOST POINTS

Pts.	Player vs. Opponent	Date
47	Malik Monk vs. North Carolina	12-17-16
39	De'Aaron Fox vs. UCLA	3-24-17
37	Malik Monk vs. GEORGIA	1-31-17
35	Jamal Murray vs. FLORIDA	2-6-16
35	Terrence Jones vs. AUBURN	1-11-11
34	Kevin Knox at West Virginia	1-27-17
34	Malik Monk at Ole Miss	12-29-16
33	Malik Monk vs. FLORIDA	2-25-17
33	Jamal Murray at Vanderbilt	2-27-16
33	Jamal Murray vs. Ohio State	12-19-15
32	Doron Lamb vs. WINTHROP	12-22-10
30	Shai Gilgeous-Alexander vs. VANDERBILT	1-30-18
30	Tyler Ulis vs. Texas A&M	3-13-16
30	Brandon Knight vs. West Virginia	3-19-11
29	Shai Gilgeous-Alexander vs. Tennessee	3-11-18
29	Julius Randle vs. BELMONT	12-21-13
29	Terrence Jones vs. Oklahoma	11-22-10
29	Eric Bledsoe vs. East Tennessee St.	3-18-10

SEC: 37, Malik Monk vs. GEORGIA, 1-31-17

Postseason: 39, De'Aaron Fox vs. UCLA, 3-24-17

SEC Tourney: 30, Tyler Ulis vs. Texas A&M, 3-13-16

NCAA Tourney: 39, De'Aaron Fox vs. UCLA, 3-24-17

Rupp Arena: 37, Malik Monk vs. GEORGIA, 1-31-17

On the Road: 34, Kevin Knox at West Virginia, 1-27-17

Neutral: 47, Malik Monk vs. North Carolina, 12-17-16

SEC Road: 34, Malik Monk at Ole Miss, 12-29-16

Ranked Opp.: 47, Malik Monk vs. North Carolina, 12-17-16

Freshman: 47, Malik Monk vs. North Carolina, 12-17-16

Sophomore: 30, Tyler Ulis vs. Texas A&M, 3-13-16

Junior: 25, Derek Willis vs. TENNESSEE, 2-18-16

Senior: 25, Alex Poythress at Alabama, 1-19-16

Opener: 25, Terrence Jones vs. ETSU, 11-12-10

SEC Opener: 34, Malik Monk at Ole Miss, 12-29-16

***In some cases, the most recent occurrence is listed*

MOST POINTS IN AN SEC GAME

Pts.	Player vs. Opponent	Date
37	Malik Monk vs. GEORGIA	1-31-17
35	Jamal Murray vs. FLORIDA	2-6-16
35	Terrence Jones vs. AUBURN	1-11-11
34	Malik Monk at Ole Miss	12-29-16
33	Malik Monk vs. FLORIDA	2-25-17
33	Jamal Murray at Vanderbilt	2-27-16
30	Shai Gilgeous-Alexander vs. VANDERBILT	1-30-18
28	Jamal Murray vs. TENNESSEE	2-18-16
28	Anthony Davis vs. VANDERBILT	2-25-12
27	Malik Monk vs. VANDERBILT	2-28-17
27	Malik Monk vs. SOUTH CAROLINA	1-21-17
27	De'Aaron Fox vs. ARKANSAS	1-7-17
27	Tyler Ulis at South Carolina	2-13-16
27	Terrence Jones at LSU	1-28-12
27	Anthony Davis vs. ARKANSAS	1-17-12
27	DeMarcus Cousins at South Carolina	1-26-10
26	Malik Monk vs. TEXAS A&M	1-3-17
26	Jamal Murray at South Carolina	2-13-16
26	Aaron Harrison vs. OLE MISS	1-6-15
26	Andrew Harrison vs. TENNESSEE	1-18-14
26	James Young vs. MISSISSIPPI ST.	1-8-14
26	Kyle Wilton at Ole Miss	1-29-13
26	Brandon Knight at Arkansas	2-23-11

MOST POINTS IN A HALF

Pts.	Player vs. Opponent	Date
30	Malik Monk ² vs. FLORIDA	2-25-17
27	Malik Monk ¹ vs. North Carolina	12-17-16
27	Jamal Murray ² vs. Ohio State	12-19-15
24	De'Aaron Fox ² vs. UCLA	3-24-17
24	Malik Monk ¹ at Ole Miss	12-29-16
23	Malik Monk ² vs. GEORGIA	1-31-17
23	Julius Randle ² vs. Michigan St.	11-12-13
22	Terrence Jones ² vs. AUBURN	1-11-11
22	Eric Bledsoe ² vs. MOREHEAD ST.	11-13-09

1 - First Half; 2 - Second Half

MOST POINTS OFF THE BENCH

Pts.	Player vs. Opponent	Date
35	Terrence Jones vs. AUBURN	1-11-11
32	Doron Lamb vs. WINTHROP	12-22-10
27	Malik Monk vs. VANDERBILT	2-28-17
26	Kyle Wilton at Ole Miss	1-29-13
24	Shai Gilgeous-Alexander vs. LOUISVILLE	12-29-17
24	Kyle Wilton vs. LOYOLA	12-22-11
24	Doron Lamb at North Carolina	12-4-10
23	Wenyen Gabriel vs. Alabama	3-10-18
23	Kyle Wilton vs. LIPSCOMB	12-15-12
22	Shai Gilgeous-Alexander vs. VANDERBILT	1-30-18
21	Shai Gilgeous-Alexander vs. GEORGIA	12-31-17

MOST 3-POINTERS MADE

3's	Player vs. Opponent	Date
8	Malik Monk vs. North Carolina	12-17-16
8	Jamal Murray vs. FLORIDA	2-6-16
8	Eric Bledsoe vs. ETSU	3-18-10

MOST FREE THROWS

Fts	Player vs. Opponent	Date
14	Tyler Ulis at Arkansas	1-21-16
13	De'Aaron Fox vs. UCLA	3-24-17
13	Julius Randle at Ole Miss	2-18-14

13	Julius Randle vs. BELMONT	12-21-13
12	Shai Gilgeous-Alexander vs. GEORGIA	12-31-17
12	Tyler Ulis at Tennessee	2-2-16
12	Dakari Johnson vs. UT ARLINGTON	11-25-14
12	Archie Goodwin at Ole Miss	1-29-13
12	Archie Goodwin vs. MOREHEAD ST.	11-21-12
12	Anthony Davis vs. LOUISVILLE	12-31-11

MOST REBOUNDS

Rebs	Player vs. Opponent	Date
19	Michael Kidd-Gilchrist vs. LOUISVILLE	12-31-11
18	Bam Adebayo vs. Northern Kentucky	3-17-17
18	Anthony Davis vs. CHATTANOOGA	12-17-11
18	DeMarcus Cousins vs. LOUISVILLE	1-2-10
18	Patrick Patterson vs. RIDER	11-21-09
18	DeMarcus Cousins vs. SAM HOUSTON ST.	11-19-09
17	Terrence Jones vs. Notre Dame	12-8-10
17	Terrence Jones at Washington	11-23-10
16	Wenyen Gabriel vs. AUBURN	1-14-17
16	Julius Randle vs. LSU	3-14-14
16	Julius Randle vs. UNC ASHEVILLE	11-8-13
16	Nerlens Noel vs. BAYLOR	12-1-12
16	Anthony Davis vs. Kansas	4-2-12
16	Anthony Davis vs. LITTLE ROCK	1-3-12

SEC: 16, Wenyen Gabriel, vs. AUBURN, 1-14-17

Postseason: 18, Bam Adebayo, vs. NKU, 3-17-17

SEC Tourney: 16, Julius Randle vs. LSU, 3-14-14

NCAA Tourney: 18, Bam Adebayo, vs. NKU, 3-17-17

Rupp Arena: 19, M. Kidd-Gilchrist vs. LOUISVILLE, 12-31-11

On the Road: 17, Terrence Jones at Wash., 11-23-10

SEC Road: 15, Bam Adebayo at Missouri, 2-21-17

Ranked Opp.: 19, M. Kidd-Gilchrist vs. LOUISVILLE, 12-31-11

Freshman: 19, M. Kidd-Gilchrist vs. LOUISVILLE, 12-31-11

Sophomore: 14, Isaiah Briscoe at Tennessee, 1-24-17

Junior: 18, Patrick Patterson vs. RIDER, 11-21-09

Senior: 14, Josh Harrellson at Arkansas, 2-23-11

Opener: 16, Julius Randle vs. UNC ASHEVILLE, 11-8-13

SEC Opener: 12, W. Cauley-Stein vs. OLE MISS, 1-6-15

***In some cases, the most recent occurrence is listed*

MOST OFFENSIVE REBOUNDS

Rebs	Player vs. Opponent	Date
9	Willie Cauley-Stein vs. ARKANSAS	2-27-14
9	DeMarcus Cousins vs. OLE MISS	2-2-10
9	Patrick Patterson vs. RIDER	11-21-09
8	Bam Adebayo vs. UT MARTIN	11-25-16
8	Dakari Johnson vs. GRAND CANYON	11-14-14
8	DeMarcus Cousins vs. VANDERBILT	1-30-10
8	Patrick Patterson at Indiana	12-12-09
8	DeMarcus Cousins vs. S. HOUSTON ST.	11-19-09

MOST DEFENSIVE REBOUNDS

Rebs	Player vs. Opponent	Date
15	Terrence Jones vs. Notre Dame	12-8-10
14	DeMarcus Cousins vs. LOUISVILLE	1-2-10
13	Anthony Davis vs. LSU	3-9-12
13	Michael Kidd-Gilchrist vs. LOUISVILLE	12-31-11
13	Anthony Davis vs. CHATTANOOGA	12-17-11
13	Terrence Jones vs. Washington	11-23-10
12	Jarred Vanderbilt vs. MISSOURI	2-24-18
12	Bam Adebayo vs. Northern Kentucky	3-17-17
12	Karl-Anthony Towns vs. GEORGIA	2-3-15
12	Julius Randle vs. Kansas State	3-21-14
12	Anthony Davis vs. Kansas	4-2-12
12	Anthony Davis vs. Louisville	3-31-12
12	Anthony Davis vs. LITTLE ROCK	1-3-12

MOST ASSISTS

Asssts.	Player vs. Opponent	Date
16	John Wall vs. HARTFORD	12-29-09
14	Tyler Ulis vs. LSU	3-5-16
14	John Wall vs. UNC Asheville	11-30-09
12	De'Aaron Fox vs. STEPHEN F. AUSTIN	11-11-16
12	Tyler Ulis at South Carolina	2-13-16
11	Isaiah Briscoe at Ole Miss	12-29-16
11	De'Aaron Fox vs. CLEVELAND ST.	11-23-16
11	Tyler Ulis at Florida	3-1-16
11	Tyler Ulis at Texas A&M	2-20-16
11	Tyler Ulis vs. FLORIDA	2-6-16
11	John Wall vs. East Tennessee State	3-18-10
11	John Wall vs. RIDER	11-21-09

SEC: 14, Tyler Ulis vs. LSU, 3-5-16

Postseason: 11, John Wall vs. E. Tennessee State, 3-18-10

SEC Tourney: 9, Shai Gilgeous-Alexander vs. Georgia, 3-9-18

NCAA Tourney: 11, J. Wall vs. E. Tennessee St., 3-18-10

Rupp Arena: 16, John Wall vs. HARTFORD, 12-29-09

On the Road: 12, Tyler Ulis, at South Carolina, 2-13-16

SEC Road: 12, Tyler Ulis, at South Carolina, 2-13-16

Ranked Opp.: 12, Tyler Ulis, at South Carolina, 2-13-16

Freshman: 16, John Wall vs. HARTFORD, 12-29-09

Sophomore: 14, Tyler Ulis vs. LSU, 3-5-16

Junior: 9, DeAndre Liggins vs. WINTHROP, 12-22-10

Senior: 10, Julius Mays vs. LAFAYETTE, 11-16-12

Opener: 12, De'Aaron Fox vs. SFA, 11-11-16

SEC Opener: 11, Isaiah Briscoe at Ole Miss, 12-29-16

MOST POINTS-REBOUNDS-ASSISTS

P-R-A	Player vs. Opponent	Date
49 (47-0-2)	Malik Monk vs. UNC	12-17-16
47 (27-17-3)	Terrence Jones vs. Notre Dame	12-8-10

46 (39-3-4)	De'Aaron Fox vs. UCLA	3-24-17
45 (29-13-3)	Terrence Jones vs. Oklahoma	11-22-10
45 (27-18-0)	DeMarcus Cousins vs. S. HOUSTON	11-19-09
44 (24-19-1)	Michael Kidd-Gilchrist vs. LOUISVILLE	12-31-11
43 (33-9-2)	Jamal Murray at Vanderbilt	2-27-16
43 (35-8-0)	Terrence Jones vs. AUBURN	1-11-11
42 (33-4-5)	Malik Monk vs. FLORIDA	2-25-17
42 (23-11-8)	Isaiah Briscoe vs. GEORGIA	1-31-17
42 (35-6-1)	Jamal Murray vs. FLORIDA	2-6-16
41 (34-7-0)	Kevin Knox at West Virginia	1-27-18
41 (25-15-1)	Nick Richards vs. FORT WAYNE	11-22-17
41 (37-3-1)	Malik Monk vs. GEORGIA	1-31-17
41 (34-6-1)	Malik Monk at Ole Miss	12-29-16
41 (26-10-5)	James Young vs. MISSISSIPPI STATE	1-8-14
41 (27-13-1)	Julius Randle vs. Michigan State	11-12-13
41 (27-14-0)	Anthony Davis vs. ARKANSAS	1-17-12

MOST MINUTES WITHOUT A TURNOVER

Mins.	Player vs. Opponent	Date
44	Darius Miller at Arkansas	2-23-11
41	Aaron Harrison vs. LSU	2-22-14
40	Tyler Ulis vs. Duke	11-17-15
40	Aaron Harrison vs. OLE MISS	1-6-15
40	Alex Poythress vs. MISSOURI	2-23-13
39	Nerlens Noel vs. TEXAS A&M	1-12-13
39	Ryan Harrow at Louisville	12-29-12
39	Anthony Davis vs. ALABAMA	1-21-12
39	M. Kidd-Gilchrist vs. LOUISVILLE	12-31-11
38	Aaron Harrison at LSU	1-28-14
38	Patrick Patterson vs. Mississippi State	3-14-10

MOST BLOCKED SHOTS

Blks.	Player vs. Opponent	Date
12	Nerlens Noel at Ole Miss	1-29-13
9	Willie Cauley-Stein vs. BOISE STATE	12-10-13
9	Willie Cauley-Stein vs. Providence	12-1-13
8	Nerlens Noel at Alabama	1-22-13
8	Anthony Davis at South Carolina	2-4-12
8	Anthony Davis vs. ST. JOHN'S	12-1-11
7	Karl-Anthony Towns vs. VANDERBILT	1-20-15
7	Willie Cauley-Stein vs. E. MICHIGAN	11-27-13
7	Willie Cauley-Stein vs. MISSOURI	2-23-13
7	Nerlens Noel at Auburn	1-19-13
7	Nerlens Noel vs. TEXAS A&M	1-12-13
7	Nerlens Noel vs. LIPSCOMB	12-15-12
7	Nerlens Noel vs. PORTLAND	12-8-12
7	Anthony Davis vs. Western Kentucky	3-15-12
7	Anthony Davis at Vanderbilt	2-11-12
7	Anthony Davis vs. TENNESSEE	1-31-12
7	Anthony Davis vs. ARKANSAS	1-17-12
7	Anthony Davis vs. SOUTH CAROLINA	1-7-12
7	Anthony Davis vs. Kansas	11-15-11

SEC: 12, Nerlens Noel at Ole Miss, 1-29-13

Postseason: 7, A. Davis vs. Western Kentucky, 3-15-12

SEC Tourney: 6, Anthony Davis vs. LSU, 3-11-12

NCAA Tourney: 7, A. Davis vs. Western Kent., 3-15-12

Rupp Arena: 9, W. Cauley-Stein vs. BOISE ST., 12-10-13

On the Road: 12, Nerlens Noel at Ole Miss, 1-29-13

SEC Road: 12, Nerlens Noel at Ole Miss, 1-29-13

Ranked Opp.: 12, Nerlens Noel at Ole

TEAM GAME RECORDS CAL ERA

MOST FIELD GOALS

FGs.	Opp.	Date
46	MARIST	11/11/11
44	vs. Arizona State	11/28/16
44	AUBURN	2/21/15
42	UIC	11/26/17
42	LIU BROOKLYN	11/23/12
41	UT MARTIN	11/25/16
41	HARTFORD	12/29/09
40	vs. North Carolina	12/17/16
40	LAFAYETTE	11/16/12
38	CLEVELAND STATE	11/23/16
38	LSU	3/5/16
38	vs. Wake Forest	3/20/10

FEWEST FIELD GOALS

FGs.	Opp.	Date
14	at South Carolina	3/1/14
16	vs. Kansas State	3/22/18
16	ALABAMA	3/4/14
17	GEORGIA	12/31/17
17	LOUISVILLE	12/31/11
17	at Auburn	2/12/14
18	vs. LSU	3/9/12
18	vs. Vanderbilt	3/15/13
18	vs. Florida	3/16/14
18	vs. UConn	4/7/14
18	at Texas A&M	1/10/15
18	at South Carolina	1/24/15

MOST FIELD-GOAL ATTEMPTS

FGs.	Opp.	Date
84	vs. Arizona State	11/28/16
80	UCLA	12/3/16
77	ARKANSAS	1/23/10
76	ARKANSAS	2/27/14
75	MARIST	11/11/11
74	at Ole Miss	12/29/16
74	vs. North Carolina	12/17/16
74	UT MARTIN	11/25/16

FEWEST FIELD-GOAL ATTEMPTS

FGs.	Opp.	Date
39	at South Carolina	1/24/15
40	at Robert Morris	3/19/13
41	ALABAMA	1/31/15
41	TENNESSEE	1/31/12
42	vs. Kansas State	3/22/18
42	vs. Alabama	3/10/18
42	FLORIDA	2/15/14
42	vs. Providence	12/1/13
42	vs. LSU	3/9/12
42	vs. Cleveland State	11/24/09

MOST FREE THROWS

FTs.	Opp.	Date
35	vs. Indiana	3/23/12
33	at South Carolina	3/1/14
32	LOUISVILLE	12/31/11
31	MOREHEAD STATE	11/21/12
31	INDIANA	12/11/10
30	vs. Auburn	3/14/15
30	UNC ASHEVILLE	11/8/13
30	vs. Baylor	3/25/12
29	ILLINOIS STATE	11/30/15
29	at North Carolina	12/14/13

FEWEST FREE THROWS

FTs.	Opp.	Date
3	ETSU	11/17/17
4	vs. UConn	4/2/11
4	VANDERBILT	1/23/16
5	vs. Georgia	3/9/18
6	vs. Michigan	3/30/14
6	at Florida	2/12/13
6	at Alabama	1/22/13

6 vs. Princeton 3/17/11

MOST FREE-THROW ATTEMPTS

FTs.	Opp.	Date
48	UNC ASHEVILLE	11/8/13
46	ILLINOIS STATE	11/30/15
44	vs. Baylor	3/25/12
44	INDIANA	12/11/10
43	at North Carolina	12/14/13
43	LOUISVILLE	12/31/11
42	at South Carolina	3/1/14
41	vs. LSU	3/14/14
41	MOREHEAD STATE	11/21/12

FEWEST FREE-THROW ATTEMPTS

FTs.	Opp.	Date
6	VANDERBILT	1/23/16
10	vs. Georgia	3/9/18
10	vs. Wisconsin	4/4/15
11	at LSU	2/10/15
11	vs. Michigan	3/30/14
11	MISSISSIPPI STATE	2/27/13
11	at Florida	2/12/13
11	at Alabama	1/22/13
11	at Florida	3/4/12
11	GEORGIA	3/1/12
11	FLORIDA	2/7/12
11	vs. Princeton	3/17/11

MOST 3-POINTERS

3s.	Opp.	Date
15	GEORGIA	3/1/12
15	vs. ETSU	3/18/10
14	HARTFORD	12/29/09
13	TEXAS A&M	1/3/17
13	vs. Alabama	3/11/16
13	ETSU	11/12/10
12	FLORIDA	2/6/16
12	vs. UCLA	12/20/14
12	CHATTANOOGA	12/17/11
12	vs. North Carolina	3/27/11
12	WINTHROP	12/22/10
12	VANDERBILT	1/30/10

FEWEST 3-POINTERS

3s.	Opp.	Date
0	vs. Davidson	3/15/18
1	at South Carolina	1/16/18
1	at Vanderbilt	1/10/17
1	Texas	12/5/14
1	LSU	2/22/14
1	vs. LSU	3/9/12
1	Tennessee	1/31/12
1	vs. Alabama	3/12/10

MOST 3-POINT ATTEMPTS

3s.	Opp.	Date
33	CHATTANOOGA	12/17/11
33	vs. ETSU	3/18/10
33	ARKANSAS	1/23/10
32	vs. West Virginia	3/27/10
28	vs. Arizona State	11/28/16
28	at Texas A&M	1/10/15
28	ALABAMA	3/4/14
28	vs. Vanderbilt	3/11/12
28	HARTFORD	12/29/09
27	GEORGIA	3/1/12
27	vs. UConn	4/2/11

FEWEST 3-POINT ATTEMPTS

3s.	Opp.	Date
5	vs. Wisconsin	4/4/15
5	vs. Wisconsin	4/5/14
5	at Florida	1/14/12
6	vs. Davidson	3/15/18

6	FLORIDA	3/7/15
6	Vanderbilt	1/20/15
7	at Missouri	1/29/15
7	PROVIDENCE	11/30/14
7	vs. Louisville	3/31/12
7	at Indiana	12/10/11

MOST REBOUNDS

Rebs.	Opp.	Date
59	vs. Arizona State	11/28/16
59	ARKANSAS	1/23/10
57	LOUISVILLE	12/31/11
56	ROBERT MORRIS	11/17/13
54	NJIT	11/14/15

FEWEST REBOUNDS

Rebs.	Opp.	Date
21	ALABAMA	1/31/15
21	at Tennessee	2/16/13
22	vs. Wisconsin	4/4/15
24	GEORGIA	2/3/15
24	NORTH CAROLINA	12/13/14
24	TENNESSEE	1/18/14
25	vs. Baylor	12/6/13
25	at Robert Morris	3/19/13

MOST OFFENSIVE REBOUNDS

Rebs.	Opp.	Date
26	ARKANSAS	2/27/14
24	GRAND CANYON	11/14/14
24	vs. West Virginia	3/27/10
22	NJIT	11/14/15
22	at Auburn	2/2/14
22	ARKANSAS	1/23/10
21	at West Virginia	1/27/18
21	VALPARAISO	12/7/16
21	COLUMBIA	12/10/14
21	at South Carolina	3/1/14
21	BAYLOR	12/1/12
21	at Indiana	12/12/09

FEWEST OFFENSIVE REBOUNDS

Rebs.	Opp.	Date
1	vs. Alabama	3/10/18
3	at South Carolina	1/24/14
5	GEORGIA	2/3/15
5	ALABAMA	1/31/15
5	MISSISSIPPI STATE	2/15/11
5	GEORGIA	1/29/11

MOST DEFENSIVE REBOUNDS

Rebs.	Opp.	Date
39	vs. Arizona State	11/28/16
39	ROBERT MORRIS	11/17/13
39	EASTERN MICHIGAN	1/2/13
38	TROY	11/20/17
38	vs. Hampton	3/19/15
38	EASTERN KENTUCKY	12/7/14
38	vs. Cleveland State	11/24/09
37	at Texas A&M	1/10/15
37	LOUISVILLE	12/31/11
37	ARKANSAS	1/23/10

FEWEST DEFENSIVE REBOUNDS

Rebs.	Opp.	Date
9	at Tennessee	2/16/13
13	NORTH CAROLINA	12/13/14
15	vs. Baylor	12/6/13
15	at Alabama	1/18/11
16	vs. Wisconsin	4/4/15
16	ALABAMA	1/31/15
16	TEXAS A&M	1/12/13
16	at Auburn	1/11/12
16	vs. UConn	11/24/10

MOST ASSISTS

Assts.	Opp.	Date
33	vs. Arizona State	11/28/16
30	HARTFORD	12/29/09
28	LIU BROOKLYN	11/23/12
28	vs. UNC Asheville	11/30/09
25	CLEVELAND STATE	11/23/16
25	AUBURN	2/21/15
25	vs. UCLA	12/20/14
24	at Ole Miss	12/29/16
24	UT MARTIN	11/25/16
24	BOSTON	11/21/14
24	MARIST	11/11/11
24	vs. ETSU	3/18/10

FEWEST ASSISTS

Assts.	Opp.	Date
5	LSU	2/22/14
6	vs. Kansas State	3/22/18
6	at Florida	3/3/18
6	VANDERBILT	3/1/11

MOST TURNOVERS

TOs.	Opp.	Date
24	MOREHEAD STATE	11/13/09
23	SAM HOUSTON ST.	11/19/09
22	ETSU	11/17/17
21	LOUISVILLE	12/31/11
21	vs. Old Dominion	11/20/11
21	NORTH CAROLINA	12/5/09
20	EASTERN MICH.	11/27/13
20	ALBANY	11/13/15
20	vs. Cleveland State	11/24/09

FEWEST TURNOVERS

TOs.	Opp.	Date
3	at Georgia	3/3/15
3	at South Carolina	2/4/12
4	ALABAMA	2/23/16
4	COLUMBIA	12/10/14
4	vs. Wisconsin	4/5/14
4	PORTLAND	11/26/11
5	vs. Georgia	3/9/18
5	vs. Georgia	3/12/16
5	at Vanderbilt	2/27/16
5	ALABAMA	1/31/15

MOST BLOCKS

Blks.	Opp.	Date
18	ST. JOHN'S	12/1/11
15	vs. Stony Brook	3/17/16
14	at Georgia	3/3/10
13	vs. UCLA	12/20/14
13	at Ole Miss	1/29/13
13	ARKANSAS	1/17/12
13	vs. Kansas	11/15/11
13	MARIST	11/11/11

FEWEST BLOCKS

Blks.	Opp.	Date
1	vs. Georgia	3/9/19
1	at Vanderbilt	1/10/17
1	vs. Alabama	3/11/16
1	at LSU	1/5/16
1	WRIGHT STATE	11/20/15
1	ALABAMA	1/31/15
1	at Missouri	1/29/15
1	vs. Wisconsin	4/5/14
1	at Florida	3/8/14

MOST STEALS

Stls.	Opp.	Date
15	LAFAYETTE	11/16/12
13	OLE MISS	1/2/16
13	vs. UConn	12/9/09
12	STEPHEN F. AUSTIN	11/11/16



TEAM GAME RECORDS CAL ERA

12	BOSTON	11/24/15	.889	at Alabama	1/17/15
12	NORTH CAROLINA	12/13/14	.889	TENNESSEE	1/31/12
12	PROVIDENCE	11/30/14	<i>min 10 attempts</i>		

12	LIPSCOMB	12/15/12			
12	PORTLAND	11/26/11			
12	vs. Cornell	3/25/10			
12	GEORGIA	1/9/10			
12	vs. UNC Asheville	11/30/09			

FEWEST STEALS

Stls.	Opp.	Date
0	vs. Baylor	12/6/13
1	at West Virginia	1/27/18
1	vs. Michigan State	11/12/13
1	at Robert Morris	3/19/13
1	vs. West Virginia	3/19/11
1	FLORIDA	2/26/11

MOST PERSONAL FOULS

Fls.	Opp.	Date
33	at Kansas	1/30/16
32	at South Carolina	1/16/18
31	at Arkansas	1/14/14
31	at North Carolina	12/14/13
29	at Missouri	2/3/18
29	at South Carolina	3/1/14
28	VANDERBILT	1/30/10

FEWEST PERSONAL FOULS

Fls.	Opp.	Date
7	HARTFORD	12/29/09
8	MONTANA STATE	11/23/14
8	LAFAYETTE	11/16/12
8	vs. Florida	3/10/12
8	vs. Princeton	3/17/11
8	WINTHROP	12/22/10
8	DREXEL	12/21/09
8	vs. UNC Asheville	11/30/09

HIGHEST FIELD-GOAL PCT.

Pct.	Opp.	Date
.677	LIU BROOKLYN	11/23/12
.667	UIC	11/26/17
.647	AUBURN	2/21/15
.645	LAFAYETTE	11/16/12
.643	vs. Alabama	3/10/18
.643	vs. Providence	12/1/13
.614	SOUTH CAROLINA	2/5/13
.613	MARIST	11/11/11
.603	vs. Wake Forest	3/20/10
.603	HARTFORD	12/29/09

LOWEST FIELD-GOAL PCT.

Pct.	Opp.	Date
.269	at South Carolina	3/1/14
.281	at Texas A&M	1/10/15
.296	BAYLOR	12/1/12
.298	LOUISVILLE	12/31/11
.309	at Auburn	2/12/14
.313	at Missouri	2/3/18
.315	GEORGIA	12/31/17
.327	ALABAMA	3/4/14
.339	vs. UConn	4/2/11
.342	ARKANSAS	2/27/14

HIGHEST FREE-THROW PCT.

Pct.	Opp.	Date
1.000	FLORIDA	2/7/12
1.000	AUSTIN PEAY	12/19/09
.958	TENNESSEE	1/18/14
.955	at Florida	2/7/15
.946	vs. Indiana	3/23/12
.923	at Mississippi State	2/25/15
.900	vs. Wisconsin	4/4/15
.900	at Ole Miss	2/18/14
.895	DREXEL	12/21/09

.889	at Alabama	1/17/15
.889	TENNESSEE	1/31/12
<i>min 10 attempts</i>		

LOWEST FREE-THROW PCT.

Pct.	Opp.	Date
.200	ETSU	11/17/17
.333	vs. UConn	4/2/11
.391	ETSU	11/12/10
.412	vs. Wake Forest	3/20/10
.435	at Vanderbilt	2/27/16
.471	at Texas A&M	2/10/18
.471	PROVIDENCE	11/30/14
.478	at Louisville	12/29/12
<i>min 10 attempts</i>		

HIGHEST 3-POINT PCT.

Pct.	Opp.	Date
.700	at Florida	3/1/16
.692	DREXEL	12/21/09
.667	vs. Alabama	3/10/18
.667	AUSTIN PEAY	12/19/09
.636	vs. Michigan	3/30/14
.625	MISSOURI	2/24/18
.625	BOSTON	11/30/10
.600	FLORIDA	2/6/16
.600	FLORIDA	2/7/12
.591	vs. Alabama	3/11/16
<i>min 10 attempts</i>		

LOWEST 3-POINT PCT.

Pct.	Opp.	Date
.000	vs. Davidson	3/15/18
.077	vs. Alabama	3/12/10
.083	TEXAS	12/5/14
.091	at South Carolina	1/16/18
.091	at Tennessee	2/27/10
.100	at Missouri	2/3/18
.100	TENNESSEE	1/31/12
.111	at Vanderbilt	1/10/17
.118	COLUMBIA	12/10/14
.125	vs. LSU	3/9/12
.125	vs. West Virginia	3/27/10
.125	vs. Cornell	3/25/10
<i>min 10 attempts</i>		

HIGHEST REBOUND MARGIN

Mg.	Opp.	Date
+31	NJIT	11/14/15
+30	GRAND CANYON	11/14/14
+28	NKU	11/10/13
+27	vs. Little Rock	1/3/12
+26	vs. Arizona State	11/28/16
+26	LOUISVILLE	12/31/11
+25	EASTERN KENTUCKY	12/9/15
+25	EASTERN MICHIGAN	1/2/13
+25	at Indiana	12/12/09
+24	SOUTH CAROLINA	2/14/15

LOWEST REBOUND MARGIN

Mg.	Opp.	Date
-25	at Florida	2/4/17
-18	at Tennessee	2/16/13
-16	vs. Baylor	12/6/13
-16	vs. Maryland	11/9/12
-15	TENNESSEE	1/18/14
-14	at LSU	1/5/16
-12	vs. Wisconsin	4/4/15
-12	GEORGIA	2/3/15
-12	at South Carolina	1/24/14
-12	vs. Alabama	3/12/10
-11	at Kansas	1/30/16
-11	TEXAS	12/5/14

VICTORY MARGINS

Margin (Score)	Opponent	Date
+58 (86-28)	MONTANA STATE	11/13/14
+52 (101-49)	LAFAYETTE	11/16/12
+50 (108-58)	MARIST	11/11/11
+49 (86-37)	MISSOURI	1/13/15
+48 (92-44)	UT ARLINGTON	11/25/14
+48 (88-40)	RADFORD	11/23/11
+46 (115-69)	vs. Arizona State	11/28/16
+44 (88-44)	DREXEL	12/21/09
+42 (100-58)	TEXAS A&M	1/3/17
+43 (104-61)	HARTFORD	12/29/09
+40 (85-45)	GRAND CANYON	11/14/14
+39 (78-39)	vs. West Virginia	3/26/15
+39 (83-44)	vs. UCLA	12/20/14

VICTORY MARGIN IN RUPP ARENA

Margin (Score)	Opponent	Date
+58 (86-28)	MONTANA STATE	11/13/14
+52 (101-49)	LAFAYETTE	11/16/12
+50 (108-58)	MARIST	11/11/11
+49 (86-37)	MISSOURI	1/13/15
+48 (92-44)	UT ARLINGTON	11/25/14
+48 (88-40)	RADFORD	11/23/11
+44 (88-44)	DREXEL	12/21/09
+43 (104-61)	HARTFORD	12/29/09
+42 (100-58)	TEXAS A&M	1/3/17
+40 (85-45)	GRAND CANYON	11/14/14
+38 (87-49)	ROBERT MORRIS	11/17/13
+38 (88-50)	LIPSCOMB	12/15/12
+38 (82-44)	LSU	1/15/11

VICTORY MARGIN IN SEC PLAY

Margin (Score)	Opponent	Date
+49 (86-37)	MISSOURI	1/13/15
+42 (100-58)	TEXAS A&M	1/3/17
+38 (82-44)	LSU	1/15/11
+35 (110-75)	AUBURN	2/21/15
+34 (82-48)	GEORGIA	2/9/16
+34 (88-54)	MISSOURI	1/27/16
+34 (77-43)	SOUTH CAROLINA	2/14/15
+34 (86-52)	at South Carolina	2/4/12
+31 (90-59)	SOUTH CAROLINA	2/19/11
+31 (101-70)	ARKANSAS	1/23/10
+30 (43-36)	MISSISSIPPI STATE	2/27/13
+30 (79-49)	GEORGIA	3/1/12

VICTORY MARGIN ON THE ROAD

Margin (Score)	Opponent	Date
+34 (86-52)	at South Carolina	2/4/12
+31 (79-48)	at Portland	11/19/10
+27 (89-62)	at South Carolina	2/13/16
+26 (81-55)	at LSU	2/6/10
+24 (74-50)	at LSU	1/28/12
+23 (99-76)	at Ole Miss	12/29/16
+22 (70-48)	at Alabama	1/17/15
+22 (75-53)	at Auburn	1/19/13
+18 (74-56)	at Mississippi State	2/25/15
+18 (66-48)	at Tennessee	2/17/15
+17 (90-73)	at Indiana	12/12/09

VICTORY MARGIN AT A NEUTRAL SITE

Margin (Score)	Opponent	Date
+46 (115-69)	vs. Arizona State	11/28/16
+39 (78-39)	vs. West Virginia	3/26/15
+39 (83-44)	vs. UCLA	12/20/14
+38 (85-47)	vs. Penn State	11/19/11
+32 (72-40)	vs. Kansas	11/18/14
+30 (90-60)	vs. Wake Forest	3/20/10
+29 (100-71)	vs. ETSU	3/18/10
+29 (74-45)	vs. Tennessee	3/13/10
+28 (85-57)	vs. Stony Brook	3/17/16
+26 (85-59)	vs. Alabama	3/11/16

VICTORY MARGIN ON THE ROAD IN THE SEC

Margin (Score)	Opponent	Date
+34 (86-52)	at South Carolina	2/4/12
+27 (89-62)	at South Carolina	2/13/16
+26 (81-55)	at LSU	2/6/10
+24 (74-50)	at LSU	1/28/12
+23 (99-76)	at Ole Miss	12/29/16
+22 (70-48)	at Alabama	1/17/15
+22 (75-53)	at Auburn	1/19/13
+18 (74-56)	at Mississippi State	2/25/15
+18 (66-48)	at Tennessee	2/17/15
+16 (77-61)	at Alabama	1/9/16
+16 (69-53)	at Missouri	1/29/15

VICTORY MARGIN IN THE SEC TOURNAMENT

Margin (Score)	Opponent	Date
+29 (74-45)	vs. Tennessee	3/13/10
+26 (85-59)	vs. Alabama	3/11/16
+24 (91-67)	vs. Auburn	3/14/15
+23 (86-63)	vs. Alabama	3/10/18
+18 (85-67)	vs. LSU	3/14/14
+17 (82-65)	vs. Arkansas	3/12/17
+16 (70-54)	vs. Florida	3/13/11
+15 (78-63)	vs. Arkansas	3/15/15
+15 (64-49)	vs. Florida	3/13/15
+14 (72-58)	vs. Alabama	3/12/11

VICTORY MARGIN IN THE NCAA TOURNAMENT

Margin (Score)	Opponent	Date
+39 (78-39)	vs. West Virginia	3/26/15
+30 (90-60)	vs. Wake Forest	3/20/10
+29 (100-71)	vs. ETSU	3/18/10
+28 (85-57)	vs. Stony Brook	3/17/16
+23 (79-56)	vs. Hampton	3/19/15
+20 (95-75)	vs. Buffalo	3/17/18
+17 (62-45)	vs. Cornell	3/25/10
+16 (87-71)	vs. Iowa State	3/17/12
+15 (81-66)	vs. Western Kentucky	3/15/12
+13 (64-51)	vs. Cincinnati	3/21/15
+12 (82-70)	vs. Baylor	3/25/12
+12 (102-90)	vs. Indiana	3/23/12





Twitter @Q_Green1


Instagram @q_boogi

2018-19 SEASON/CAREER HIGHS

Points	
Season	-
Career	21, vs. ETSU (11/17/17)
Rebounds	
Season	-
Career	6, 2x last, at Arkansas (2/20/18)
Field Goals	
Season	-
Career	9, vs. ETSU (11/17/17)
Field Goals Attempted	
Season	-
Career	14, at Tennessee (1/6/18)
3-Point Field Goals	
Season	-
Career	3, 4x, last at Florida (3/3/18)
3-Point Field Goals Attempted	
Season	-
Career	7, 2x last, at Arkansas (2/20/18)
Free Throws	
Season	-
Career	6, vs. GEORGIA (12/31/17)
Free Throws Attempted	
Season	-
Career	8, vs. GEORGIA (12/31/17)
Assists	
Season	-
Career	8, vs. Alabama (3/10/18)
Steals	
Season	-
Career	2, 2x, last vs. OLE MISS (2/28/18)
Blocked Shots	
Season	-
Career	-
Minutes Played	
Season	-
Career	34, at Arkansas (2/20/18)

MISCELLANEOUS	2018-19	CAREER
Dunks	0	0
Double-Figure Scoring Games	0	17
Double-Figure Rebounding Games	0	0
Games With Double-Double	0	0
Games Led UK in Scoring	0	3
Games Led UK in Rebounding	0	1
Games Led UK in Assists	0	7
Games Led UK in Steals	0	4
Games Led UK in Blocks	0	0
Games With 3+ Assists	0	17
Games With 3+ Blocks	0	0
Games With 3+ Steals	0	0
Games With 3+ 3-Pointers	0	4

- Pronunciation: KWAH-DAY
- Started the exhibition against Transylvania and scored 13 points while registering an assist and a block
- Averaged 9.0 points and 2.8 assists while shooting at a 50-percent clip from the field in four games in the Bahamas
 - Totaled 10 or more points in each of the final three games
 - Had five assists and a pair of steals against the Bahamas National Team
- Started 13 of the 34 games in which he appeared as a freshman
 - Averaged 9.3 points, 2.7 assists and 1.8 rebounds per game
 - Led the team in scoring three times, steals four times and assists on seven occasions
 - Topped double-figure scoring 17 times, including in six of his final 11 games played
 - Had three or more assists in 17 games
 - Was third on the team with a 37.6 field-goal clip from beyond the arc
 - Made 41 3-pointers as a freshman, including hitting at least three in four games
 - Ranked second on the team with an .808 free-throw percentage
- Five-star point guard prospect by Rivals, ESPN and Scout
- 2016 and 2017 Pennsylvania Class 3A Player of the Year
- On the USA Basketball 2016 FIBA Americas U18 Championship team that won a gold medal in Chile
- McDonald's High School All-American, Jordan Brand Classic & HoopHall Classic (MVP) participant



Birthday: May 12
Mother: Tamika Johnson
Major: Undeclared/exploratory studies in agriculture

His hidden talent is ...
 He draws action figures

Did you know ...
 He points to Chris Paul as his greatest basketball influence

He also goes by ...
 Q, Q-Boogie, Boogie, Day-Day

Game-By-Game Statistics

Career Statistics

Year	GP-GS	Min-Avg	FG-FGA	Pct	3FG-FGA	Pct	FT-FTA	Pct	Off-Def-Tot-Avg	PF-FO	Ast	TO	Blk	Stl	Pts	Avg
2017-18	35-13	869-25.6	116-257	.451	41-109	.376	42-52	.808	13-47-60-1.8	55-0	91	55	0	11	315	9.3
2018-19																
TOTAL	35-13	869-25.6	116-257	.451	41-109	.376	42-52	.808	13-47-60-1.8	55-0	91	55	0	11	315	9.3

4

NICK RICHARDS

Sophomore | Forward | 6-11 | 240 lbs | Kingston, Jamaica | Patrick School

[@iamnickrichards](#) |
 [@nickrichards_](#) |
 [@iamnickrichards](#)

2018-19 SEASON/CAREER HIGHS

Points		
Season	-	
Career	25, vs. FORT WAYNE (11/22/17)	
Rebounds		
Season	-	
Career	15, vs. FORT WAYNE (11/22/17)	
Field Goals		
Season	-	
Career	9, vs. FORT WAYNE (11/22/17)	
Field Goals Attempted		
Season	-	
Career	10, vs. FORT WAYNE (11/22/17)	
3-Point Field Goals		
Season	-	
Career	-	
3-Point Field Goals Attempted		
Season	-	
Career	-	
Free Throws		
Season	-	
Career	7, vs. FORT WAYNE (11/22/17)	
Free Throws Attempted		
Season	-	
Career	7, 2x, last vs. VANDERBILT (1/30/18)	
Assists		
Season	-	
Career	2, vs. UCLA (12/23/17)	
Steals		
Season	-	
Career	1, 3x, last vs. OLE MISS (2/28/18)	
Blocked Shots		
Season	-	
Career	3, 4x, last vs. VIRGINIA TECH (12/16/17)	
Minutes Played		
Season	-	
Career	26, 3x, last vs. TENNESSEE (2/6/18)	

MISCELLANEOUS	2018-19	CAREER
Dunks	0	28
Double-Figure Scoring Games	0	7
Double-Figure Rebounding Games	0	1
Games With Double-Double	0	1
Games Led UK in Scoring	0	1
Games Led UK in Rebounding	0	8
Games Led UK in Assists	0	0
Games Led UK in Steals	0	0
Games Led UK in Blocks	0	12
Games With 3+ Assists	0	0
Games With 3+ Blocks	0	4
Games With 3+ Steals	0	0
Games With 3+ 3-Pointers	0	0

- Named to the Naismith Memorial Basketball Hall of Fame's Kareem Abdul Jabbar Award preseason watch list (best center)
- Tallied 13 points and added eight rebounds and two blocks in the Transylvania exhibition
- Averaged 12.0 points, 4.8 rebounds and 1.5 blocks per game in the Bahmaas exhibition games
 - Scored 10 or more in three of the four games with his best effort coming in the form of a 19-point game vs. the Bahamas National Team
 - Shot 80.0 percent from the floor and 84.2 percent from the foul line
- Scored in double figures seven times during his freshman season and started all 37 games
 - Averaged 5.1 points, 4.4 rebounds and 0.9 blocks per game a season ago
 - Finished second on the team in blocks with 33 and fourth in total rebounds with 163
- Recorded a double-double (25 points, 15 rebounds) vs. Fort Wayne
 - Became the third UK player in the Calipari era with 25 points and 15 rebounds in a game (Terrence Jones vs. Notre Dame, 12/8/10); DeMarcus Cousins vs. Sam Houston State, 11/19/09)
- Ranked in the top 20 by the major recruiting services coming out of high school
- 2017 Mr. New Jersey Basketball
- Has the top wingspan on the team at 7-foot-5

Birthday: Nov. 29
Mother: Marion Tenn
Major: Undeclared/exploratory studies in agriculture

Off the court he likes to ...
 Play FIFA (video game), shop for sneakers, shop for clothes, watch movies, and hang out with friends and family

Did you know ...
 He's the second UK player to hail from the Patrick School, joining Michael Kidd-Gilchrist. He's also a soccer enthusiast



Game-By-Game Statistics

Career Statistics

Year	GP-GS	Min-Avg	FG-FGA	Pct	3FG-FGA	Pct	FT-FTA	Pct	Off-Def-Tot-Avg	PF-FO	Ast	TO	Blk	Stl	Pts	Avg
2017-18	37-37	543-14.7	69-112	.616	0-0	.000	51-71	.718	55-108-163-4.4	76-1	9	26	33	3	189	5.1
2018-19																
TOTAL	37-37	543-14.7	69-112	.616	0-0	.000	51-71	.718	55-108-163-4.4	76-1	9	26	33	3	189	5.1

10

JONNY DAVID

Senior | Guard | 6-2 | 188 lbs | Pittsburgh | Mt. Lebanon

[@JonnyDavid](#)

[@jdavid010](#)

[@JonnyDavidUK10](#)

2018-19 SEASON/CAREER HIGHS

Points	
Season	-
Career	5, vs. TEXAS A&M (1/3/17)
Rebounds	
Season	-
Career	-
Field Goals	
Season	-
Career	1, vs. TEXAS A&M (1/3/17)
Field Goals Attempted	
Season	-
Career	1, 4X, last vs. TEXAS A&M (1/3/17)
3-Point Field Goals	
Season	-
Career	1, vs. TEXAS A&M (1/3/17)
3-Point Field Goals Attempted	
Season	-
Career	1, 3x, last vs. TEXAS A&M (1/3/17)
Free Throws	
Season	-
Career	2, 2x, last vs. TEXAS A&M (1/3/17)
Free Throws Attempted	
Season	-
Career	2, 3x, last vs. TEXAS A&M (1/3/17)
Assists	
Season	-
Career	-
Steals	
Season	-
Career	-
Blocked Shots	
Season	-
Career	-
Minutes Played	
Season	-
Career	3, vs. CLEVELAND ST. (11/23/16)

MISCELLANEOUS	2018-19	CAREER
Dunks	0	0
Double-Figure Scoring Games	0	0
Double-Figure Rebounding Games	0	0
Games With Double-Double	0	0
Games Led UK in Scoring	0	0
Games Led UK in Rebounding	0	0
Games Led UK in Assists	0	0
Games Led UK in Steals	0	0
Games Led UK in Blocks	0	0
Games With 3+ Assists	0	0
Games With 3+ Blocks	0	0
Games With 3+ Steals	0	0
Games With 3+ 3-Pointers	0	0

- Played one minute in UK's exhibition win over Transylvania
- Saw action in UK's final two Bahamas exhibition games
 - Scored the game's final bucket in the win over Team Toronto
 - Hauled in a rebound vs. Mega Bemax
- Seen action in 24 career games and scored seven career points
- SEC Academic Honor Roll member the past three seasons
- On pace to graduate in May with a degree in kinesiology
- 1,000-point scorer in high school
- His father was a letterwinner at the University of Pittsburgh while head coach John Calipari was an assistant coach

Birthday: Nov. 7
Parents: Joseph and Sandi
Major: Kinesiology

Off the court he likes to ...

Hang out with family and friends, play video games, watch Netflix/movies, go on adventures, and travel

Did you know ...

He averaged 18.5 points as a senior and knocked down the winning shot on senior night to win a sectional title



Game-By-Game Statistics

Career Statistics

Year	GP-GS	Min-Avg	FG-FGA	Pct	3FG-FGA	Pct	FT-FTA	Pct	Off-Def-Tot-Avg	PF-FO	Ast	TO	Blk	Stl	Pts	Avg
2015-16	11-0	11-1.0	0-2	.00	0-2	.000	2-2	1.000	0-0-0-0.0	1-0	0	1	0	0	2	0.2
2016-17	7-0	11-1.6	1-2	.500	1-1	1.000	2-4	.500	0-0-0-0.0	0-0	0	3	0	0	5	0.7
2017-18	6-0	4-0.7	0-0	.000	0-0	.000	0-0	.000	0-0-0-0.0	1-0	0	2	0	0	0	0.0
2018-19																
TOTAL	24-0	26-1.1	1-4	.250	1-3	.333	4-6	.667	0-0-0-0.0	2-0	0	6	0	0	7	0.3

12

BRAD CALIPARI

Junior | Guard | 6-0 | 179 lbs | Franklin Lakes, N.J. | MacDuffie School

[@bradcalipari](#) |
 [@brad.calipari](#) |
 [@bradcalipari](#)

2018-19 SEASON/CAREER HIGHS

Points		
Season	-	
Career	3, 3x, last vs. MISSOURI (2/24/18)	
Rebounds		
Season	-	
Career	1, 5x, last at Texas A&M (2/10/18)	
Field Goals		
Season	-	
Career	1, 3x, last vs. MISSOURI (2/24/18)	
Field Goals Attempted		
Season	-	
Career	3, 2x, last vs. Arizona St. (11/28/16)	
3-Point Field Goals		
Season	-	
Career	1, 3x, last vs. MIZZOU (2/24/18)	
3-Point Field Goals Attempted		
Season	-	
Career	3, vs. CLEVELAND STATE (11/23/16)	
Free Throws		
Season	-	
Career	2, vs. CANISIUS (11/13/16)	
Free Throws Attempted		
Season	-	
Career	3, vs. CANISIUS (11/13/16)	
Assists		
Season	-	
Career	1, 2x, last vs. LOUISVILLE (12/29/17)	
Steals		
Season	-	
Career	-	
Blocked Shots		
Season	-	
Career	1, vs. CLEVELAND STATE (11/23/16)	
Minutes Played		
Season	-	
Career	8, vs. CLEVELAND STATE (11/23/16)	
MISCELLANEOUS		
	2018-19	CAREER
Dunks	0	0
Double-Figure Scoring Games	0	0
Double-Figure Rebounding Games	0	0
Games With Double-Double	0	0
Games Led UK in Scoring	0	0
Games Led UK in Rebounding	0	0
Games Led UK in Assists	0	0
Games Led UK in Steals	0	0
Games Led UK in Blocks	0	1
Games With 3+ Assists	0	0
Games With 3+ Blocks	0	0
Games With 3+ Steals	0	0
Games With 3+ 3-Pointers	0	0

- Pronunciation: cal-uh-PEAR-ee
- Totaled eight minutes in UK's exhibition against Transylvania
- Played in all four games in the Bahamas. He drained a 3-pointer against the Bahamas National Team and had a rebound in three of the four wins
 - Also dished out an assist against Team Toronto
- Has been a part of two international basketball trips with Global Sports Academy
 - Averaged 14.3 points, 6.5 assists and 3.3 rebounds in four games in Croatia in 2017
 - Averaged 13.2 points and 7.0 assists in four games in Europe in 2018
- Two-time SEC Academic Honor Roll member
- Played in 15 games as a freshman, scoring eight points. Saw action in 12 games and recorded three points, two boards and an assist as a sophomore
 - Averaged 15.3 points, 3.6 assists and 2.6 rebounds per game as a senior in high school
- Finished his high school career as a 1,000-point scorer

Birthday: Nov. 11
Parents: John and Ellen
Major: Communication

Off the court he likes to ...
 Play Fortnite, sleep, watch Spongebob Squarepants, cook and listen to music

Did you know ...
 He earned academic honors in high school for art, specializing in drawing. His definition of a true hero is anyone who is a servant leader



Game-By-Game Statistics

Career Statistics

Year	GP-GS	Min-Avg	FG-FGA	Pct	3FG-FGA	Pct	FT-FTA	Pct	Off-Def-Tot-Avg	PF-FO	Ast	TO	Blk	Stl	Pts	Avg
2016-17	15-0	45-3.0	2-13	.154	2-12	.167	2-5	.400	1-2-3-0.2	3-0	1	2	1	0	8	0.5
2017-18	12-0	28-2.3	1-7	.143	1-7	.143	0-0	.000	0-2-2-0.2	0-0	1	2	0	0	3	0.3
2018-19																
TOTAL	27-0	73-2.7	3-20	.150	3-19	.158	2-5	.400	1-4-5-0.2	3-0	2	4	1	0	11	0.4

2018-19 SEASON/CAREER HIGHS

Points	
Season	-
Career	33, vs. WASHINGTON (2/22/18)
Rebounds	
Season	-
Career	17, vs. Harvard (11/12/16)
Field Goals	
Season	-
Career	11, 4x, last vs. WASHINGTON (2/22/18)
Field Goals Attempted	
Season	-
Career	19, 2x, last at Long Beach St. (12/3/17)
3-Point Field Goals	
Season	-
Career	3, vs. ARIZONA STATE (1/17/18)
3-Point Field Goals Attempted	
Season	-
Career	6, vs. ARIZONA STATE (1/17/18)
Free Throws	
Season	-
Career	19, at Kansas (12/3/16)
Free Throws Attempted	
Season	-
Career	22, at Kansas (12/3/16)
Assists	
Season	-
Career	4, 2x, last vs. CAL POLY (11/10/17)
Steals	
Season	-
Career	4, vs. DEPAUL (12/15/15)
Blocked Shots	
Season	-
Career	3, 2x, last vs. DARTMOUTH (12/12/15)
Minutes Played	
Season	-
Career	44, vs. GREEN BAY (11/13/15)

MISCELLANEOUS	2018-19	CAREER*
Dunks	0	-
Double-Figure Scoring Games	0	69
Double-Figure Rebounding Games	0	31
Games With Double-Double	0	26
Games Led UK in Scoring	0	36
Games Led UK in Rebounding	0	49
Games Led UK in Assists	0	3
Games Led UK in Steals	0	15
Games Led UK in Blocks	0	11
Games With 3+ Assists	0	5
Games With 3+ Blocks	0	2
Games With 3+ Steals	0	5
Games With 3+ 3-Pointers	0	1

*includes Stanford statistics

- Preseason All-SEC First Team selection by the league's media
- Named to the Naismith Memorial Basketball Hall of Fame's Karl Malone Award preseason watch list (best power forward)
- Posted a double-double with 12 points and 10 boards against Transylvania. He also added two assists and a steal in 24 minutes
- Averaged 10.9 points and a team-high 10.3 rebounds during the Bahamas exhibition tour
- Graduate transfer who concluded his career at Stanford as a three-time captain and two-time All-Pac-12 First Team member
 - NABC All-District First Team, USBWA All-District Team selection as a senior
 - One of three Stanford players in program history to have at least 1,400 points and 700 rebounds in fewer than 100 games played
 - Ranked third in the Pac-12 in both scoring (19.5 ppg) and rebounding (8.7 rpg)
 - Scored in double figures in all but one of his 35 games played as a senior
 - Tallied a career-high 33 points against Washington
 - Corralled a career-high 16 double-doubles
- Only player in the Pac-12 and one of only five Power 5 conference players to finish the season ranked in the top five of his league in both scoring and rebounding in his junior season
- Out of high school he was a consensus top-50 player
 - Played in the McDonald's All American Game



Birthday: Nov. 25
Parents: Nathaniel and Jacqueline
Graduate Program: Sport Leadership

Off the court he likes to ...
 Facetime with family, go to the movies, fish, watch "The Office" or "Seinfeld," and bowl

Did you know ...
 He wrote poetry and participated in poetry contests while he was in middle school

Game-By-Game Statistics

Career Statistics

Year	GP-GS	Min-Avg	FG-FGA	Pct	3FG-FGA	Pct	FT-FTA	Pct	Off-Def-Tot-Avg	PF-FO	Ast	TO	Blk	Stl	Pts	Avg
2014-15	28-12	646-23.1	67-137	.489	0-0	.000	39-85	.459	156-5.6	60-0	12	27	7	24	173-6.2	
2015-16	8-8	262-32.8	39-70	.557	0-0	.000	24-50	.480	57-7.1	19-1	6	17	5	6	102-12.8	
2016-17	27-27	813-30.1	176-304	.579	0-1	.000	118-181	.652	239-8.9	64-1	14	56	5	14	470-17.4	
2017-18	35-35	1190-34.0	250-474	.527	18-61	.295	164-243	.675	306-8.7	91-3	47	72	4	26	682-19.5	
2018-19																
TOTAL	98-82	2911-29.7	532-985	.540	18-62	.290	345-559	.617	758-7.7	234-5	79	172	21	70	1427-14.6	

2018-19 SEASON/CAREER HIGHS

Points	
Season	-
Career	22, vs. MISSISSIPPI STATE (1/23/18)
Rebounds	
Season	-
Career	15, vs. Kansas State (3/22/18)
Field Goals	
Season	-
Career	8, 2x, last vs. Georgia (3/9/18)
Field Goals Attempted	
Season	-
Career	14, vs. VERMONT (11/12/17)
3-Point Field Goals	
Season	-
Career	1, 5x, last vs. Alabama (3/10/18)
3-Point Field Goals Attempted	
Season	-
Career	2, 5x, last vs. Missouri (2/3/18)
Free Throws	
Season	-
Career	10, vs. MISSISSIPPI STATE (1/23/18)
Free Throws Attempted	
Season	-
Career	20, vs. Kansas State (3/22/18)
Assists	
Season	-
Career	5, vs. VIRGINIA TECH (12/16/17)
Steals	
Season	-
Career	3, 3x, last vs. Kansas State (3/22/18)
Blocked Shots	
Season	-
Career	4, 2x, last vs. Monmouth (12/9/17)
Minutes Played	
Season	-
Career	40, vs. Kansas State (3/22/18)

MISCELLANEOUS	2018-19	CAREER
Dunks	0	40
Double-Figure Scoring Games	0	23
Double-Figure Rebounding Games	0	3
Games With Double-Double	0	3
Games Led UK in Scoring	0	6
Games Led UK in Rebounding	0	7
Games Led UK in Assists	0	3
Games Led UK in Steals	0	10
Games Led UK in Blocks	0	11
Games With 3+ Assists	0	8
Games With 3+ Blocks	0	2
Games With 3+ Steals	0	3
Games With 3+ 3-Pointers	0	0

- Preseason All-SEC First Team selection by the league's media
- Named to the Naismith Memorial Basketball Hall of Fame's Karl Malone Award preseason watch list (best power forward)
- Totaled 12 points, seven rebounds and two blocks in the exhibition vs. Transylvania
- Started all four games and averaged 14.5 points, 7.5 boards, 2.0 assists, 1.8 steals and 1.3 blocks per game in the Bahamas exhibitions
 - Shot 51.4 percent from the floor and 42.9 percent from behind the arc
 - Scored in double figures in all four games, including a 20-point, 12-rebound effort vs. Mega Bemax
- Declared for the NBA Draft and went through the Draft process before returning for his sophomore season
- Started 30 of 37 games last season
 - Scored in double figures in 11 of the last 12 games, averaging 12.9 points during that time span
 - Led the team in total rebounds with 211 boards
 - Also led the Wildcats with three double-doubles, including 18 points and a career-high 15 boards in the season finale
 - Finished third on the team in scoring average (10.8) and blocks (31)
 - Scored a career-high 22 points in the win vs. Mississippi State
- Rated as high as No. 12 overall out of high school by ESPN

Birthday: August 23
Parents: Sherry and Paul Sr.
Major: Undeclared/exploratory studies in agriculture

Off the court he likes to ...
 Play Fortnite, spend time with friends, talk to loved ones, shop and watch TV

Did you know ...
 He befriended UK football star Josh Allen during a service trip to Marshall County this summer



Game-By-Game Statistics

Career Statistics

Year	GP-GS	Min-Avg	FG-FGA	Pct	3FG-FGA	Pct	FT-FTA	Pct	Off-Def-Tot-Avg	PF-FO	Ast	TO	Blk	Stl	Pts	Avg
2017-18	37-30	1012-27.4	135-260	.519	5-21	.238	126-208	.696	67-144-211-5.7	100-4	57	71	31	28	401	10.8
2018-19																
TOTAL	37-30	1012-27.4	135-260	.519	5-21	.238	126-208	.696	67-144-211-5.7	100-4	57	71	31	28	401	10.8

Official Basketball Box Score -- Game Totals -- Final Statistics
 Transylvania vs Kentucky
 10/26/18 7:00 pm at Rupp Arena - Lexington, KY

Transylvania 66

##	Player	f	Total			3-Ptr			Rebounds			PF	TP	A	TO	Blk	Stl	Min
			FG-FGA	FG-FGA	FT-FTA	FG-FGA	FG-FGA	FT-FTA	Off	Def	Tot							
11	Schuh, Bo	f	3-5	2-2	1-3	1	2	3	2	9	0	0	1	1	13			
14	McKinney, Spencer	f	0-6	0-4	0-0	0	2	2	2	0	0	0	0	2	20			
44	Schroeder, Luke	f	0-1	0-1	2-2	0	2	2	5	2	0	2	0	0	13			
15	Schmitt, Gabe	g	2-9	2-8	0-0	0	0	0	0	6	0	0	0	0	18			
21	Theobald, Cooper	g	5-7	0-0	3-4	0	2	2	3	13	4	2	0	0	32			
00	Root, Gavin		1-1	1-1	0-0	0	0	0	0	3	1	0	0	0	2			
02	Bryan, Trey		0-0	0-0	0-0	0	0	0	0	0	0	0	0	0	1			
04	Nofsinger, Will		0-0	0-0	0-0	0	0	0	0	0	0	0	0	0	1			
05	Patton, Jack		0-0	0-0	0-0	0	0	0	0	0	0	1	0	0	0+			
10	Jefferson, Michael		6-8	0-1	2-2	1	1	2	5	14	1	2	0	0	25			
12	Sivills, Will		2-2	2-2	0-0	0	2	2	3	6	0	1	0	0	17			
20	Twenty, Devin		0-6	0-3	0-0	0	0	0	0	0	0	1	0	0	12			
22	Gentry, Lucas		2-3	1-2	3-3	0	0	0	0	8	0	0	0	0	7			
23	Larimore, Zachary		0-0	0-0	0-0	0	0	0	1	0	0	1	0	0	5			
24	Pashley, Aiden		1-4	1-4	0-0	0	0	0	3	3	0	0	0	0	11			
25	Anderson, Will		0-0	0-0	0-0	0	0	0	0	0	0	0	0	0	1			
31	Hemmerich, Spencer		0-2	0-1	0-0	0	0	0	1	0	0	1	0	0	4			
32	Marshall, JD		0-0	0-0	0-0	0	1	1	0	0	0	0	0	0	1			
33	Dugan, James		0-0	0-0	0-0	0	0	0	0	0	0	0	0	0	1			
34	Turner, Dominique		1-5	0-2	0-0	0	2	2	0	2	1	0	0	0	15			
35	Oster, Albert		0-1	0-0	0-0	0	0	0	0	0	0	0	0	0	1			
	Team					2	0	2				1						
	Totals		23-60	9-31	11-14	4	14	18	25	66	7	12	1	3	200			

FG % 1st Half: 10-33 30.3% 2nd half: 13-27 48.1% Game: 23-60 38.3% Deadball
 3FG % 1st Half: 4-18 22.2% 2nd half: 5-13 38.5% Game: 9-31 29.0% Rebounds
 FT % 1st Half: 6-7 85.7% 2nd half: 5-7 71.4% Game: 11-14 78.6% 0,2

Kentucky 94

##	Player	f	Total			3-Ptr			Rebounds			PF	TP	A	TO	Blk	Stl	Min
			FG-FGA	FG-FGA	FT-FTA	FG-FGA	FG-FGA	FT-FTA	Off	Def	Tot							
04	Richards, Nick	f	4-5	0-0	5-8	4	4	8	3	13	0	3	2	1	18			
22	Travis, Reid	f	3-5	0-2	6-9	3	7	10	1	12	2	2	0	1	24			
25	Washington, PJ	f	5-7	0-0	2-3	3	4	7	3	12	1	2	2	0	23			
00	Green, Quade	g	5-7	1-2	2-2	0	1	1	0	13	1	2	1	0	17			
05	Quickley, Immanuel	g	1-2	0-1	1-2	1	5	6	2	3	4	1	0	1	17			
02	Hagans, Ashton		3-5	0-0	4-4	1	1	2	2	10	3	1	0	1	24			
03	Johnson, Keldon		4-6	0-1	5-6	2	3	5	2	13	1	1	0	1	23			
10	David, Jonny		0-1	0-1	0-0	0	0	0	0	0	0	0	0	0	1			
12	Calipari, Brad		0-2	0-2	0-0	0	0	0	0	0	0	0	0	0	8			
14	Herro, Tyler		1-8	0-4	2-2	0	4	4	2	4	1	1	1	0	22			
23	Montgomery, EJ		7-10	0-0	0-0	2	7	9	2	14	0	1	1	0	23			
	Team					0	0	0										
	Totals		33-58	1-13	27-36	16	36	52	17	94	13	14	7	5	200			

FG % 1st Half: 18-29 62.1% 2nd half: 15-29 51.7% Game: 33-58 56.9% Deadball
 3FG % 1st Half: 0-6 0.0% 2nd half: 1-7 14.3% Game: 1-13 7.7% Rebounds
 FT % 1st Half: 13-19 68.4% 2nd half: 14-17 82.4% Game: 27-36 75.0% 2

Officials: Mike Nance, Owen Shortt, Peter Juzenas
 Technical fouls: Transylvania-None. Kentucky-None.
 Attendance: 19927

Score by periods	1st	2nd	Total
Transylvania	30	36	66
Kentucky	49	45	94

Kentucky Men's Basketball BBB
Kentucky Combined Team Statistics (as of Aug 12, 2018)
All games

RECORD:	OVERALL	HOME	AWAY	NEUTRAL
ALL GAMES	4-0	0-0	0-0	4-0
CONFERENCE	0-0	0-0	0-0	0-0
NON-CONFERENCE	4-0	0-0	0-0	4-0

##	Player	gp-gs	min	avg	Total		3-Point		F-Throw		Rebounds				pf	dq	a	to	blk	stl	pts	avg
					fg-fga	fg%	3fg-fga	3fg%	ft-fta	ft%	off	def	tot	avg								
14	Herro, Tyler	4-1	87	21.8	23-40	.575	8-18	.444	15-15	1.000	1	8	9	2.3	6	0	7	5	0	2	69	17.3
25	Washington, PJ	4-4	109	27.3	19-37	.514	3-7	.429	17-27	.630	3	27	30	7.5	11	1	8	8	5	7	58	14.5
3	Johnson, Keldon	4-4	96	24.0	21-40	.525	4-9	.444	7-11	.636	4	15	19	4.8	9	0	3	3	2	2	53	13.3
4	Richards, Nick	4-3	73	18.3	16-20	.800	0-0	.000	16-19	.842	6	13	19	4.8	17	2	3	4	6	3	48	12.0
22	Travis, Reid	4-1	111	27.8	15-44	.341	2-5	.400	11-14	.786	12	29	41	10.3	9	0	6	5	1	0	43	10.8
0	Green, Quade	4-3	83	20.8	15-30	.500	4-12	.333	2-4	.500	3	4	7	1.8	4	0	11	6	1	3	36	9.0
23	Montgomery, EJ	1-0	19	19.0	4-6	.667	0-1	.000	0-0	.000	1	5	6	6.0	2	0	0	0	0	0	8	8.0
5	Quickley, Immanuel	4-3	96	24.0	7-23	.304	4-10	.400	11-16	.688	2	16	18	4.5	7	0	18	2	0	5	29	7.3
2	Hagans, Ashton	4-1	86	21.5	8-15	.533	0-2	.000	4-6	.667	4	13	17	4.3	9	0	10	7	0	8	20	5.0
10	David, Jonny	2-0	8	4.0	1-3	.333	0-2	.000	0-1	.000	0	2	2	1.0	0	0	0	0	0	0	2	1.0
12	Calipari, Brad	4-0	32	8.0	1-3	.333	1-2	.500	0-0	.000	1	2	3	0.8	1	0	2	2	0	1	3	0.8
Team											9	10	19				3					
Total.....		4	800		130-261	.498	26-68	.382	83-113	.735	46	144	190	47.5	75	3	68	45	15	31	369	92.2
Opponents.....		4	800		95-268	.354	19-95	.200	44-79	.557	48	92	140	35.0	89	-	52	48	10	23	253	63.2

TEAM STATISTICS	UK	OPP	Date	Opponent	Score	Att.
SCORING	369	253	1	08-08-18	vs Bahamas	w 85-61 1290
Points per game	92.2	63.2	1	08-09-18	vs San Lorenzo	w 91-68 1311
Scoring margin	+29.0	-	1	08-11-18	vs Mega Bemax	w 100-64 1329
FIELD GOALS-ATT	130-261	95-268	1	08-12-18	vs Team Toronto	w 93-60 1308
Field goal pct	.498	.354	1 = Big Blue Bahamas (Atlantis Imperial Arena)			
3 POINT FG-ATT	26-68	19-95	* = Conference game			
3-point FG pct	.382	.200				
3-pt FG made per game	6.5	4.8				
FREE THROWS-ATT	83-113	44-79				
Free throw pct	.735	.557				
F-Throws made per game	20.8	11.0				
REBOUNDS	190	140				
Rebounds per game	47.5	35.0				
Rebounding margin	+12.5	-				
ASSISTS	68	52				
Assists per game	17.0	13.0				
TURNOVERS	45	48				
Turnovers per game	11.3	12.0				
Turnover margin	+0.8	-				
Assist/turnover ratio	1.5	1.1				
STEALS	31	23				
Steals per game	7.8	5.8				
BLOCKS	15	10				
Blocks per game	3.8	2.5				
ATTENDANCE	0	5238				
Home games-Avg/Game	0-0	0-0				
Neutral site-Avg/Game	-	4-1310				

Score by Periods	1st	2nd	Totals
Kentucky	173	196	369
Opponents	110	143	253



2017-18 Kentucky Men's Basketball
 Kentucky Combined Team Statistics (as of Mar 23, 2018)
 All games



Overall record: 26-11 Conf: 10-8 Home: 16-2 Away: 4-6 Neutral: 6-3

#	Player	gp-gs	min	avg	Total		3-Point		F-Throw		Rebounds					pts	avg					
					fg-fga	fg%	3fg-fga	3fg%	ft-fa	ft%	off	def	tot	avg	pf			dq	a	to	blk	stl
05	Knox, Kevin	37-37	1198	32.4	196-440	.445	57-167	.341	127-164	.774	33	167	200	5.4	82	1	53	85	10	31	576	15.6
22	Gilgeous-Alexander	37-24	1248	33.7	183-377	.485	23-57	.404	143-175	.817	33	120	153	4.1	62	0	189	100	18	61	532	14.4
25	Washington, PJ	37-30	1012	27.4	135-260	.519	5-21	.238	126-208	.606	67	144	211	5.7	100	4	57	71	31	28	401	10.8
03	Diallo, Hamidou	37-37	918	24.8	134-313	.428	26-77	.338	77-125	.616	33	102	135	3.6	96	4	46	51	13	28	371	10.0
00	Green, Quade	34-13	869	25.6	116-257	.451	41-109	.376	42-52	.808	13	47	60	1.8	55	0	91	55	0	11	315	9.3
32	Gabriel, Wenyen	37-7	854	23.1	87-197	.442	42-106	.396	35-56	.625	65	133	198	5.4	113	4	21	41	40	30	251	6.8
02	Vanderbilt, Jarred	14-0	238	17.0	29-68	.426	0-1	.000	24-38	.632	46	64	110	7.9	37	1	14	15	11	6	82	5.9
04	Richards, Nick	37-37	543	14.7	69-112	.616	0-0	.000	51-71	.718	55	108	163	4.4	76	1	9	26	33	3	189	5.1
01	Killeya-Jones, Sacha	34-0	467	13.7	45-77	.584	0-1	.000	22-39	.564	43	56	99	2.9	72	0	8	23	19	7	112	3.3
14	Wynyard, Tai	8-0	43	5.4	3-7	.429	0-0	.000	2-2	1.000	6	8	14	1.8	8	0	0	3	1	3	8	1.0
12	Calipari, Brad	12-0	28	2.3	1-7	.143	1-7	.143	0-0	.000	0	2	2	0.2	0	0	1	2	0	0	3	0.3
10	David, Jonny	6-0	4	0.7	0-0	.000	0-0	.000	0-0	.000	0	0	0	0.0	1	0	0	2	0	0	0	0.0
30	Pulliam, Dillon	5-0	3	0.6	0-0	.000	0-0	.000	0-0	.000	0	0	0	0.0	0	0	0	0	0	0	0	0.0
Team											47	36	83				7					
Total.....		37	7425		998-2115	.472	195-546	.357	649-930	.698	441	987	1428	38.6	702	15	489	481	176	208	2840	76.8
Opponents.....		37	7425		905-2242	.404	287-955	.301	502-725	.692	443	796	1239	33.5	761	-	472	436	134	212	2599	70.2

TEAM STATISTICS

	UK	OPP
SCORING	2840	2599
Points per game	76.8	70.2
Scoring margin	+6.5	-
FIELD GOALS-ATT	998-2115	905-2242
Field goal pct	.472	.404
3 POINT FG-ATT	195-546	287-955
3-point FG pct	.357	.301
3-pt FG made per game	5.3	7.8
FREE THROWS-ATT	649-930	502-725
Free throw pct	.698	.692
F-Throws made per game	17.5	13.6
REBOUNDS	1428	1239
Rebounds per game	38.6	33.5
Rebounding margin	+5.1	-
ASSISTS	489	472
Assists per game	13.2	12.8
TURNOVERS	481	436
Turnovers per game	13.0	11.8
Turnover margin	-1.2	-
Assist/turnover ratio	1.0	1.1
STEALS	208	212
Steals per game	5.6	5.7
BLOCKS	176	134
Blocks per game	4.8	3.6
ATTENDANCE	393743	278387
Home games-Avg/Game	18-21875	10-14510
Neutral site-Avg/Game	-	9-14809

Score by Periods	1st	2nd	OT	Totals
Kentucky	1343	1485	12	2840
Opponents	1229	1360	10	2599

Date	Opponent	Score	Att.
11/10/17	UTAH VALLEY	w 73-63	19807
11/12/17	VERMONT	w 73-69	20174
11/14/17	vs #4/3 Kansas	L 61-65	21684
11/17/17	ETSU	w 78-61	20168
11/20/17	TROY	w 70-62	19548
11/22/17	FORT WAYNE	w 86-67	20645
11/26/17	UIC	w 107-73	20212
12/2/17	HARVARD	w 79-70	22922
12/9/17	vs Monmouth	w 93-76	10438
12/16/17	RV/RV VIRGINIA TECH	w 93-86	22690
12/23/17	vs UCLA	L 75-83	8119
12/29/17	RV/RV LOUISVILLE	w 90-61	24228
12/31/17	GEORGIA	w 66-61	22862
1/3/18	at LSU	w 74-71	11952
1/6/18	at #23/22 Tennessee	L 65-76	21678
1/9/18	RV/RV TEXAS A&M	w 74-73	22643
1/13/18	at Vanderbilt	w 74-67	13389
1/16/18	at South Carolina	L 68-76	16210
1/20/18	FLORIDA	L 64-66	24394
1/23/18	MISSISSIPPI STATE	w 78-65	20609
1/27/18	at #7/7 West Virginia	w 83-76	15835
1/30/18	VANDERBILT	wot 83-81	21143
2/3/18	at Mizzou	L 60-69	15061
2/6/18	#15/14 TENNESSEE	L 59-61	23332
2/10/18	at Texas A&M	L 74-85	13263
2/14/18	at #10/11 Auburn	L 66-76	9121
2/17/18	RV/RV ALABAMA	w 81-71	23220
2/20/18	at RV/RV Arkansas	w 87-72	18038
2/24/18	RV/NR MIZZOU	w 87-66	23038
2/28/18	OLE MISS	w 96-78	22108
3/3/18	at RV/RV Florida	L 67-80	10558
3/9/18	vs Georgia	w 62-49	16364
3/10/18	vs Alabama	w 86-63	18729
3/11/18	vs #13/12 Tennessee	w 77-72	18973
3/15/18	vs RV/RV Davidson	w 78-73	11673
3/17/18	vs RV/RV Buffalo	w 95-75	11686
3/22/18	vs RV/RV Kansas State	L 58-61	15616

* = Conference game
 1 = Champions Classic | United Center (Chicago)
 2 = Adolph Rupp Classic | Rupp Arena (Lexington, Ky.)
 3 = Citi Hoops Classic | Madison Square Garden (New York)
 4 = CBS Sports Classic | Smoothie King Center (New Orleans)
 5 = Big 12/SEC Challenge | WVU Coliseum (Morgantown, W.Va.)
 6 = SEC Tournament | Scottrade Center (St. Louis)
 7 = NCAA Tournament | Taco Bell Arena (Boise, Idaho)
 8 = NCAA Tournament | Philips Arena (Atlanta)