



LOUISVILLE FOOTBALL

Rocco Gasparro | Rocco@GoCards.com | Cell: 502-262-2258 | Office: 502-852-0102
@UofLFootball | Facebook.com/UofLFootball | GoCards.com

GAME INFORMATION

Date: Saturday, Nov. 24
Time: 7 p.m.
Site: Louisville, Ky.
Stadium: Cardinal Stadium
Surface: Field Turf
Capacity: 60,800
TV: ESPN2
Play-by-Play: Keith Brown
Analyst: Andre Ware
Radio: Louisville Sports Properties
Play-by-Play: Paul Rogers
Analyst: Alex Kupper
Sideline: Jody Demling
SIRIUS: 113
XM: 194
INTERNET: 956
Twitter: @UofLFootball
Facebook: Facebook.com/UofLFootball
Instagram: @UofLFootball
WebSite: GoCards.com
Athletics Twitter: @GoCards
Athletics Facebook: Facebook.com/GoCards

LOUISVILLE SCHEDULE/RESULTS

Sept. 1	vs. #1 Alabama (ABC)	L, 14-51
Sept. 8	Indiana State (ACC Net.)	W, 31-7
Sept. 15	Western Kentucky (RSN)	W, 20-17
Sept. 22	*at Virginia (RSN)	L, 3-27
Sept. 29	*Florida State (ESPN2)	L, 24-28
Oct. 5	*Georgia Tech (ESPN)	L, 31-66
Oct. 13	*at Boston College (RSN)	L, 20-38
Oct. 27	*Wake Forest	L, 35-56
Nov. 3	*at Clemson (ABC)	L, 16-77
Nov. 9	at Syracuse	L, 23-54
Nov. 17	*NC State (Raycom)	L, 10-52
Nov. 24	Kentucky (ESPN2)	7 p.m.

*ACC Game

RECORD BREAKDOWN

Overall:	2-9
ACC:	0-8
Home:	2-4
Away:	0-4
Neutral:	0-1

A LOUISVILLE WIN WOULD

- ▶▶ Give the Cardinals their 16th win over the Wildcats to give them a 16-15 advantage in the series.
- ▶▶ Give the Cardinals their third win of the year.
- ▶▶ Stop the Cardinals from their first eight-game losing streak since the 1997 season.
- ▶▶ Give the Cardinals their third home win of the season.
- ▶▶ Stop the Cardinals' four-game home losing streak.

THE MATCHUP



LOUISVILLE CARDINALS (2-9, 0-8 ACC)

Head Coach: Lorenzo Ward
Record at Louisville: 0-1
Overall Record: 0-1



#17 KENTUCKY WILDCATS (8-3, 5-3 SEC)

Head Coach: Mark Stoops
Record at Kentucky: 34-39
Overall Record: 34-39

LOUISVILLE FACTS

- ▶▶ The University of Louisville football team closes the 2018 season with a visit from intra-state rival Kentucky on Saturday in a 7 p.m. contest at Cardinal Stadium.
- ▶▶ The Cardinals dropped their eighth-straight game, falling to NC State 52-10 on Nov. 17 at Cardinal Stadium. The eight-game losing streak is tied for the sixth-longest in school history. The Cardinals finished 0-8 in the league, their second-longest conference losing streak in school history.
- ▶▶ The Cardinals rushed for a season high 254 yards in the loss to NC State — the most yards on the ground since running for 346 yards in defeating Kentucky 44-17 last season. The Cardinals are 105-8 when rushing for over 200 yards in a game.
- ▶▶ Quarterback **Malik Cunningham** rushed for a game high 100 yards on 14 carries, becoming only the second quarterback in school history to register two or more 100-yard rushing games in a season. Cunningham rushed for 129 yards in a win over Western Kentucky on Sept. 15.
- ▶▶ The Cardinals averaged 6.7 yards a rush in the loss to NC State last weekend, carrying 38 times for 254 yards.
- ▶▶ Running back **Jeremy Smith** added 10 carries for a season high 74 yards in the loss, while **Colin Wilson** added 44 yards on seven carries.
- ▶▶ Through the air, Cunningham was 8 of 14 for 90 yards, and **Jawon Pass** was 5 of 11 for 67 yards and one interception.
- ▶▶ Wide receiver **Jaylen Smith** led the Cardinals with three receptions for 56 yards, with **Seth Dawkins** added two receptions for 34 yards.
- ▶▶ Defensive end **Tabarius Peterson** led the Cardinals with eight tackles and one sack, while **Henry Famurewa** added a career high seven tackles.
- ▶▶ The Cardinals allowed 52 points, the sixth time this season that they have given up 50 or more points in a game. Louisville has yielded a school record 473 points — besting the old mark of 429 points allowed in 1985.



Quarterback Malik Cunningham became the second quarterback in school history to rush for over 100 yards in two or more games in a season.

SERIES BREAKDOWN

Overall:	Series tied 15-15
in Louisville:	Kentucky leads 7-5
in Lexington:	Louisville leads 10-8
at Neutral Location:	N/A
Streak:	Louisville won 1
Last Meeting:	Louisville won 44-17 Nov. 25, 2017
Last Louisville Win:	Louisville 44, Kentucky 17 Nov. 25, 2017

Lamar Jackson accounted for 372 yards and two passing touchdowns, Reggie Bonnafon rushed for two scores and Louisville coasted past rival Kentucky 44-17 to reclaim the Governor's Cup. The Cardinals (8-4) led 31-10 at halftime and easily avenged last year's 41-38 upset loss to the Wildcats. Play was chippy throughout, and tempers flared early as Heisman winner and Jones clashed after Lonnie Johnson Jr. knocked Jackson out of bounds at Kentucky's 1 following a 9-yard run. Dae Williams' 1-yard TD soon after play resumed made it 14-0 for Louisville and set the stage for its third straight victory.

LOUISVILLE DEPTH CHART

OFFENSE

LT	73	Mekhi Becton (6-7, 355, So.)
	60	Tyler Haycraft (6-3, 295, R-Jr.)
LG	77	Linwood Foy (6-4, 301, Sr.)
	61	Caleb Chandler (6-4, 295, R-Fr.)
C	66	Cole Bentley (6-3, 316, So.)
	63	Nate Scheler (6-1, 293, R-Jr.)
RG	61	Caleb Chandler (6-4, 295, R-Fr.)
	79	Kenny Thomas (6-6, 328, Sr.)
RT	72	Lukayus McNeil (6-6, 318, R-Sr.)
	74	Adonis Boone (6-5, 295, Fr.)
TE	83	Micky Crum (6-4, 258, R-Sr.)
	85	Jordan Davis (6-4, 254, R-Jr.)
WR	5	Seth Dawkins (6-3, 218, Jr.)
	86	Devante Peete (6-6, 205, R-Jr.)
	18	Justin Marshall (6-3, 204, R-Fr.)
WR	9	Jaylen Smith (6-4, 220, Sr.)
	82	Keion Wakefield (5-10, 175, R-So.)
	14	Marcus Riley (5-10, 170, Fr.)
WR	7	Dez Fitzpatrick (6-2, 202, R-So.)
	1	TuTu Atwell (5-9, 156, Fr.)
RB	19	Hassan Hall (6-0, 186, Fr.)
	33	Colin Wilson (6-1, 225, R-Fr.)
	34	Jeremy Smith (6-2, 225, R-Sr.)
QB	4	Jawon Pass (6-4, 231, R-So.)
	<u>OR</u> 3	Malik Cunningham (6-1, 190, R-Fr.)

SPECIAL TEAMS

LS	46	Brendan Lowery (6-0, 205, Jr.)
H	28	Mason King (6-3, 212, R-Jr.)
P	28	Mason King (6-3, 212, R-Jr.)
	47	Austin Johnson (6-2, 218, R-So.)
PK	45	Blanton Creque (5-11, 192, R-Jr.)
	36	Evan O'Hara (6-0, 215, Jr.)
KR	19	Hassan Hall (6-0, 186, Fr.)
	6	Russ Yeast (5-11, 185, So.)
	10	Rodjay Burns (6-0, 190, R-So.)
	3	Cornelius Sturghill (5-11, 188, R-Sr.)
PR	10	Rodjay Burns (6-0, 190, R-So.)
	7	Dez Fitzpatrick (6-2, 202, R-So.)
	82	Keion Wakefield (5-10, 175, R-So.)

DEFENSE

DE	98	Tabarius Peterson (6-3, 252, R-So.)
	53	Amonte Caban (6-1, 253, R-Jr.)
DT	41	Michael Boykin (6-6, 290, So.)
	90	Jared Goldwire (6-6, 295, So.)
NT	94	G.G. Robinson (6-4, 298, R-Jr.)
	96	Henry Famurewa (6-2, 293, R-Sr.)
	58	Dejmi Dumervil-Jean (6-5, 378, Fr.)
DE	91	Derek Dorsey (6-3, 286, R-So.)
	8	Jarrett Jackson (6-6, 281, Fr.)
	92	Malik Clark (6-2, 272, R-Fr.)
WLB	9	C.J. Avery (5-11, 221, So.)
	13	P.J. Blue (6-3, 221, R-So.)
MLB	17	Dorian Etheridge (6-3, 230, So.)
	5	Robert Hicks (6-1, 248, Fr.)
	97	Nick Okeke (6-3, 242, R-Fr.)
SLB	97	Nick Okeke (6-3, 242, R-Fr.)
	22	Yasir Abdullah (6-1, 205, Fr.)
CB	10	Rodjay Burns (6-0, 190, R-So.)
	27	Anthony Johnson (6-1, 189, R-Fr.)
	6	Russ Yeast (5-11, 185, So.)
SS	11	Dee Smith (6-1, 208, Sr.)
	21	London Iakopo (6-0, 213, R-Sr.)
FS	30	Khane Pass (6-1, 205, R-Jr.)
	4	TreSean Smith (6-1, 202, So.)
CB	3	Cornelius Sturghill (5-11, 188, R-Sr.)
	2	Chandler Jones (5-10, 181, Fr.)
	1	P.J. Mbanasor (6-1, 198, R-Jr.)
	12	Marlon Character (6-1, 194, So.)

PRONUNCIATION GUIDE

Yasir Abdullah	Ya-sear
Mekhi Becton	Ma-kai BECK-tin
Rodjay Burns	Ra-jay
Amonte Caban	CA-bon
Blanton Creque	CREEK-e
Jack Fagot	FA-go
Henry Famurewa	am-a-RUE-a
London Iakopo	YA-ko-po
P.J. Mbanasor	em-BAN-a-SOR
Lukayus McNeil	loo-KAY-is
Nathan Scheler	SHE-ler
TreSean Smith	TREY-shawn Smith
Emonee Spence	a-MON-ee
Cornelius Sturghill	STIRGE-hill
Chris Taylor-Yamonoha	Yah-MA-noah
Dae Williams	Day Williams

LOUISVILLE FOOTBALL

Location:	Louisville, Ky.
Founded:	1798
Enrollment:	22,000
President:	Dr. Neeli Bendapudi
Athletic Director:	Vince Tyra
Conference:	Atlantic Coast Conference
Nickname:	Cardinals
Colors:	Red and Black
Stadium:	Cardinal Stadium (60,800)
Surface:	Field Turf

Interim Head Coach Lorenzo Ward

Years Coached:	1
Alma Mater:	Carroll College '83
Career Record:	0-1
Record at Louisville:	0-1
ACC Record:	0-1
Bowl Record:	0-0

Coaching Staff

Lonnie Galloway	Co-Offensive Coordinator/WR (DN)
Mike Summers	Co-Offensive Coordinator/OL (DN)
Brian VanGorder	Defensive Coordinator(DN)
Grady Brown	Cornerbacks(UP)
Richard Owens	Tight Ends (DN)
Kolby Smith	Running Backs (UP)
Joe Miday	Director of Strength & Conditioning
Pete Nocht	Director of High School Relations
Scott Wilks	Associate Dir. of Strength & Conditioning
Michael Giuliani	Defensive Quality Control
J.B. Lageman	Quality Control
Tramain Thomas	Quality Control
Nick Gilbert	Offensive Graduate Assistant
Mark Slack	Offensive Graduate Assistant
Nelson Fishback	Graduate Assistant
Chuck Hall	Director of Equipment Operations
Ed Connell	Football Equipment Manager
Matt Summers	Head Athletic Trainer
Grant Apgar	Creative Director
Luke Mullett	Director of Football Technology
Dallas Abel	Video Production Manager

Team Information

2018 Record:	2-9
ACC Record (Finish)	0-8
Ranking (AP/Coaches):	NA
Lettermen Returning:	44
Lettermen Lost:	18
Starters Returning:	15
Starters Lost:	12

Louisville History

First Year of Football	1912
Record (Years)	514-468-17 (100)
ACC Record	21-19
Conference Championships	8
All-Time Bowl Record	10-11-1

ABOUT THE KENTUCKY WILDCATS

► Benny Snell, Jr. rushed 26 times for 116 yards and a pair of touchdowns, and Kentucky won its eighth game of the season, topping Middle Tennessee 34-23 on Saturday at Kroger Field.

► It was the fifth time this season that Snell has rushed for at least 100 yards, and the 17th such game in his UK career. Snell's two touchdowns give him 44 for his career, the second-most rushing touchdowns of any player in SEC history prior to his senior year. Only former Georgia Heisman Trophy winner Herschel Walker had more career touchdowns prior to his senior season (49).

► Josh Allen had two sacks, breaking a pair of school records in the process. Allen set UK's career record for sacks with 26.5, while also breaking the Kentucky single-season record with 13. Allen registered a career-high 15 tackles in the game.

► Kentucky enters the game at 8-3, its first eight win season since 1984.

2018 KENTUCKY SCHEDULE

Sept. 1	Central Michigan	W, 35-20
Sept. 8	*at Florida	W, 27-16
Sept. 15	Murray State	W, 48-10
Sept. 22	*Mississippi State	W, 28-7
Sept. 29	*South Carolina	W, 24-10
Oct. 6	*at Texas A&M	L, 14-20 (OT)
Oct. 20	*Vanderbilt	W, 14-7
Oct. 27	*at Missouri	W, 15-14
Nov. 3	*Georgia	L, 17-34
Nov. 10	*at Tennessee	L, 7-24
Nov. 17	Middle Tennessee	W, 34-23
Nov. 24	at Louisville	7 p.m.

TALE OF THE TAPE

Louisville (2-9, 0-8 ACC)						
Category	LOU	OPP				
Points per Game	20.6	43.0				
First Downs	215	51				
Rushing Yards/Game	133.8	271.5				
Passing Yards/Game	223.1	201.3				
Total Off./Game	356.9	472.8				
Third Down Conv.	37%	52%				
Penalties Yards/Game	66.1	50.8				
Time of Poss.	29:57	30:03				
TO INT/Fumbles	25/15-10	11/4-7				
Rushing						
Att	Net	Avg	TD	YPG		
Cunningham	74	408	5.5	4	45.3	
Hall	664	272	4.2	3	24.7	
Passing						
C-A-I	Yds	TD	YPG			
J. Pass	162-300-12	1,960	8	178.2		
Receiving						
Rec	Yds	Avg	TD	YPG		
J. Smith	34	519	15.3	1	47.2	
Fitzpatrick	30	414	13.8	3	37.6	
Atwell	24	406	16.9	2	36.9	
Defense						
UT-AT-T	TFL	INT	FF-FR			
D. Smith	34-31-65	1.5-4	0-0	0-0		
Etheridge	30-23-53	4.5-10	0-0	0-2		

Kentucky (8-3, 5-3 SEC)						
Category	UK	OPP				
Points per Game	23.9	16.8				
First Downs	213	194				
Rushing Yards/Game	188.7	136.6				
Passing Yards/Game	156.1	190.6				
Total Off./Game	344.8	327.3				
Third Down Conv.	41%	40%				
Penalties Yards/Game	57.3	64.1				
Time of Poss.	30:22	29:38				
TO INT/Fumbles	16/8-8	18/8-10				
Rushing						
Att	Net	Avg	TD	YPG		
Snell	245	1,205	4.9	12	109.5	
Wilson	115	439	3.8	3	39.9	
Passing						
C-A-I	Yds	TD	YPG			
Wilson	154-230-7	1,507	8	137.0		
Receiving						
Rec	Yds	Avg	TD	YPG		
Bowden	56	575	10.3	3	52.3	
Conrad	27	238	8.8	3	21.6	
Defense						
UT-AT-T	TFL	INT	FF-FR			
Allen	48-32-80	17.5-95	0-0	5-2		
Edwards	53-22-75	9-.25	2-79	1-1		

THE LAST TIME OUT

Ryan Finley threw for 316 yards and a career-high four touchdowns as North Carolina State cruised to a 52-10 victory over Louisville.

The Wolfpack (7-3, 4-3) rolled up 518 yards and 45 straight points on the Atlantic Coast Conference's second-worst defense. Kelvin Harmon caught seven passes for 100 yards and a score.

Reggie Gallaspy Jr. added two rushing touchdowns and caught a scoring pass from Finley. Gallaspy's 1-yard plunge with 56 seconds left in the first half capped a 13-play, 80-yard drive and made it 17-3.

NC State then took advantage of two short fields on its first three drives of the second half to extend the lead to 31-3 with 9:10 left in the third quarter.

Louisville interim coach Lorenzo Ward made his debut after Bobby Petrino was fired Sunday. The Cardinals (2-9, 0-8) marched 40 yards on its opening drive to take a 3-0 lead on a Blanton Creque 32-yard field goal, but the Wolfpack controlled the game from there. It marked the fourth straight game, and sixth this season, the Cardinals gave up 50 or more points.

FIVE KEY STORYLINES

- ▶ Lorenzo Ward took over on an interim basis for Bobby Petrino after serving as the associate head coach for the last two seasons. Ward joined the staff in January 2017 as associate head coach and secondary coach. Ward has over 21 years of coaching experience, spending four of his six years as a defensive coordinator in the Southeastern Conference at South Carolina. Prior to joining Petrino's staff at Louisville, Ward served one season as Fresno State's defensive coordinator.
- ▶ The Cardinals will say goodbye to 11 seniors who have combined to secure a 27-23 overall record during their four seasons. The Cardinals appeared in three bowl games during that time, playing in the Music City Bowl (2015), Citrus Bowl (2016), and TaxSlayer Bowl (2017).
- ▶ Facing one of nation's stingiest defenses in Kentucky, the Cardinals are coming off a game where they rushed for 245 yards in the loss to NC State. **Malik Cunningham** became only the second quarterback in school history to rush for over 100 yards in a game for the second time in a season.
- ▶ Wide receiver **Jaylen Smith** puts the final chapter on a great collegiate career. The Pascagoula, Mississippi, native has caught 150 passes for 2,474 yards and 15 touchdowns. He leads the team with 34 receptions for 519 yards and one score.
- ▶ Redshirt sophomore **Tabarius Peterson**, who recorded eight tackles versus NC State, has recorded 11 tackles, 2.5 tackles for loss and 1.5 sacks in the last two games.

THE GOVERNOR'S CUP

- ▶ The Governor's Cup was created in 1994 as the trophy for the winner of the Louisville-Kentucky game. Donated by The Kroger Company at a cost of \$23,000, the Governor's Cup stands 33 inches tall and weighs 110 pounds. The trophy's base and upright columns are hand-milled black marble. The glass components are optic-grade crystal. All metal parts are 23-karat, gold-plated brass. The cup itself is made of pewter with a 23- karat gold-plated finish.
- ▶ The cup was designed by Kendall Costner and sculpted by James Corcoran of Bruce Fox, Inc. The Kroger Company also is involved in supporting academic pursuits at the schools. Kroger is donating \$10,000 to each school for each year the game is played. Kroger's donations now total \$420,000 - \$210,000 to each school.

SENIOR FAREWELL

- ▶ A total of 11 players will be playing their final game of their career when the Cardinals host Kentucky on Saturday at Cardinal Stadium. The senior class owns a career record of 27-23 and appeared in three bowls during their four seasons with the Cardinals.

3	Cornelius Sturghill	5-11	188	CB	R-SR	Memphis, Tenn. (Melrose)
9	Jaylen Smith	6-4	220	WR	SR	Pascagoula, Miss. (Pascagoula)
11	Dee Smith	6-1	208	S	SR	Florence, Ala. (Florence)
21	London Iakopo	6-0	213	S	R-SR	Carson, Calif. (Long Beach CC)
24	Jack Duane	5-10	172	WR	R-SR	Chatham, N.J. (Chatham)
34	Jeremy Smith	6-2	225	RB	R-SR	Hammond, La. (Fresno City)
72	Lukayus McNeil	6-6	328	OL	R-SR	Indianapolis, Ind. (Decatur Central)
77	Linwood Foy	6-4	301	OL	SR	Los Angeles, Calif. (College of the Canyons)
79	Kenny Thomas	6-6	328	OL	SR	Prattville, Ala. (Prattville)
83	Micky Crum	6-4	258	TE	R-SR	Columbus, Ohio (Hamilton Township)
96	Henry Famurewa	6-2	293	DL	R-SR	Powder Springs, Ga. (McEachern)

RECAPPING THE LOSS TO NC STATE

- ▶ Ryan Finley threw for 316 yards and a career-high four touchdowns as North Carolina State cruised to a 52-10 victory over Louisville.
- ▶ The Wolfpack (7-3, 4-3) rolled up 518 yards and 45 straight points on the Atlantic Coast Conference's second-worst defense. Kelvin Harmon caught seven passes for 100 yards and a score.
- ▶ Reggie Gallaspy Jr. added two rushing touchdowns and caught a scoring pass from Finley. Gallaspy's 1-yard plunge with 56 seconds left in the first half capped a 13-play, 80-yard drive and made it 17-3.
- ▶ NC State then took advantage of two short fields on its first three drives of the second half to extend the lead to 31-3 with 9:10 left in the third quarter.
- ▶ Louisville interim coach Lorenzo Ward made his debut after Bobby Petrino was fired Sunday. The Cardinals (2-9, 0-8) marched 40 yards on its opening drive to take a 3-0 lead on a Blanton Creque 32-yard field goal, but the Wolfpack controlled the game from there. It marked the fourth straight game, and sixth this season, the Cardinals gave up 50 or more points..
- ▶ Redshirt freshman **Malik Cunningham** got his second start of the season. Cunningham ran 14 times for 100 yards and a touchdown but left the game for good late in the fourth quarter with an apparent hand injury.

Amway Coaches Poll

1	Alabama(63)	11-0	1599	—
2	Clemson(1)	11-0	1535	—
3	Notre Dame	11-0	1470	—
4	Michigan	10-1	1387	—
5	Georgia	10-1	1347	—
6	Oklahoma	10-1	1252	—
7	Washington State	10-1	1195	2
8	LSU	9-2	1115	2
9	UCF	10-0	1108	2
10	Ohio State	10-1	1091	2
11	Texas	8-3	816	3
12	West Virginia	8-2	766	5
13	Florida	8-3	748	3
14	Penn State	8-3	742	1
15	Utah State	10-1	704	2
16	Washington	8-3	687	1
17	Utah	8-3	551	2
18	Kentucky	8-3	502	3
19	Syracuse	8-3	432	7
20	Mississippi State	7-4	397	3
21	Northwestern	7-4	302	NR
22	Boise State	9-2	297	2
23	Fresno State	9-2	119	NR
24	Army	9-2	97	NR
25	Pittsburgh	7-4	90	NR

Associated Press Poll

1	Alabama(61)	11-0	1525	—
2	Clemson	11-0	1455	—
3	Notre Dame	11-0	1412	—
4	Michigan	10-1	1327	—
5	Georgia	10-1	1288	—
6	Oklahoma	10-1	1182	—
7	Washington State	10-1	1149	1
8	UCF	10-0	1064	3
	LSU	9-2	1064	2
10	Ohio State	10-1	1019	1
11	Texas	8-3	856	2
12	West Virginia	8-2	822	5
13	Florida	8-3	707	2
14	Utah State	10-1	667	—
15	Penn State	8-3	659	1
16	Washington	8-3	631	1
17	Kentucky	8-3	508	3
18	Utah	8-3	491	3
19	Syracuse	8-3	427	7
20	Northwestern	7-4	307	4
21	Boise State	9-2	287	2
22	Mississippi State	7-4	260	3
23	Army	9-2	176	NR
24	Pittsburgh	7-4	129	NR
25	Iowa State	6-4	123	7

LAST TIME OUT AGAINST KENTUCKY

- ▶▶ Jackson accounted for 372 yards and two passing touchdowns, Reggie Bonnafon rushed for two scores and Louisville coasted past rival Kentucky 44-17 on Saturday to reclaim the Governor's Cup.
- ▶▶ The Cardinals (8-4) led 31-10 at halftime and easily avenged last year's 41-38 upset loss to the Wildcats. Play was chippy throughout, and tempers flared early as Heisman winner and Jones clashed after Lonnie Johnson Jr. knocked Jackson out of bounds at Kentucky's 1 following a 9-yard run.
- ▶▶ Jackson bumped Jones after getting up, and the two players exchanged shoves before wrestling on the ground and igniting several smaller skirmishes. Jackson, Cardinals running back Malik Williams, Jones and Johnson were penalized for unsportsmanlike conduct but remained in the contest.
- ▶▶ Dae Williams' 1-yard TD soon after play resumed made it 14-0 for Louisville and set the stage for its third straight victory. Bonnafon rushed 11 yards for his second score, Jackson followed with a 29-yard TD pass to Dez Fitzpatrick and the Cardinals rolled to their biggest victory margin in the series since a 59-28 win in 2006.
- ▶▶ Jackson completed 15 of 21 passes for 216 yards and rushed 18 times for 156 to earn his second Howard Schnellenberger Most Valuable Player award for the game. Louisville evened the series at 15 and earned Bluegrass bragging rights for the sixth time in seven meetings.
- ▶▶ Benny Snell rushed 29 times for a career-high 211 yards and two TDs for Kentucky. But Wildcats (7-5) never got closer than 14-7 and were outgained 562-338 in losing their third of four games on a day they honored 25 seniors.

LOUISVILLE VERSUS THE SOUTHEASTERN CONFERENCE

- ▶▶ Louisville is 20-38-1 all-time versus schools from the Southeastern Conference.
- ▶▶ The Cardinals are 7-6 versus the SEC in the last 13 meetings after dropping a 31-27 to Mississippi State in the 2017 TaxSlayer Bowl and opening the season with a 51-14 loss to No. 1 Alabama.
- ▶▶ The Cardinals are 3-1 versus Kentucky since the two schools moved the rivalry game to the end of the season. The Cardinals are 1-1 at home in the final game versus the Wildcats, winning 44-40 in 2014 and dropping a 41-38 decision in 2016.

- ▶▶ Louisville is 1-3 versus Alabama; 0-2 versus Auburn; 1-2 versus Florida; 0-1 versus Georgia; 15-15 versus Kentucky; 0-1 versus LSU; 2-2 versus Mississippi State; 0-1 versus Missouri; 0-5 versus Tennessee; 1-3 versus Texas A&M and 0-2-1 versus Vanderbilt.

SERIES VERSUS KENTUCKY

- ▶▶ With last season's Louisville win, the series is tied at 15-15.
- ▶▶ Louisville leads the series 10-8 in games played in Lexington, having won four straight. The Cardinals are just 5-7 in games played in Louisville, losing 41-38 during the 2016 season.
- ▶▶ Kentucky stormed into Papa John's Cardinal Stadium in 2016 and secured a thrilling 41-38 last-second victory over the No. 11 Cardinals, ending a five-game losing streak to Louisville in the process.
- ▶▶ The win was the Wildcats' first road win over a ranked team since 2002, which also came against Louisville.
- ▶▶ The modern version of the Governor's Cup rivalry began in 1994 after a 70-year hiatus and has been played each of the past 24 seasons.

ROSTER NOTES

- ▶▶ The Cardinals play the 2018 season with one of the nation's smallest senior classes with just 11 dotting the roster. Here is a list of seniors: **Micky Crum, Jack Duane, Henry Famurewa, Linwood Foy, London Iakopo, Gary McCrae, Lukayus McNeil, Evan O'Hara, Dee Smith, Jaylen Smith, and Kenny Thomas.**
- ▶▶ The junior class has 22 student-athletes on the roster, while the redshirt freshmen and sophomores totals the largest number on the squad at 50.

TEAM STATS COMPARISON

Category	LOU	UK
Points/Game	20.6	23.9
Points Allowed/Game	43.0	16.8
First Downs/Game	19.6	24.1
First Downs Allowed/Game	22.1	20.1
Rushing Yards/Game	133.8	188.7
Rushing Yards Allowed/Game	271.5	144.0
Passing Yards/Game	223.1	156.0
Passing Yards Allowed/Game	201.3	190.6
Total Offense/Game	356.9	344.8
Total Defense/Game	472.8	334.6
INTs Thrown/Opp. INTs Thrown	15/4	8/8
Turnover Margin	-14	+2
Sacks By/Allowed	10/42	30/23
3rd Down Offense/Defense	37%/52%	41%/40%
Red Zone Offense/Defense	82%/89%	85%/76%
Kickoff Return Average	22.8	20.8
Punt Return Average	15.2	10.8
Penalties/Yards Per Game	7.7/66.1	5.3/57.3
Field Goals	9-11	7-13

NCAA RANKINGS COMPARISON

	LOU	UK
Points/Game	119	103
Points Allowed/Game	127	12
First Downs/Game	88	93
First Downs Allowed/Game	102	26
Rushing Yards/Game	108	49
Rushing Yards Allowed/Game	124	40
Passing Yards/Game	75	116
Passing Yards Allowed/Game	36	27
Total Offense/Game	105	114
Total Defense/Game	116	24
Turnover Margin	T-128	52
Sacks/Game	126	27
Sacks Allowed/Game	128	59
3rd Down Offense	95	54
3rd Down Defense	129	82
Red Zone Offense	83	96
Red Zone Defense	106	29
Kickoff Return Average	32	54
Punt Return Average	14	47

Atlantic Coast Conference Standings

Atlantic	Conf	Pct.	Overall	Strk
Clemson	8-0	1.000	11-0	W11
Syracuse	5-2	.714	8-3	L1
Boston College	4-3	.571	7-4	L2
NC State	4-3	.571	7-3	W1
Florida State	3-5	.250	5-6	W1
Wake Forest	2-5	.286	5-6	L1
Louisville	0-8	.000	2-9	L8

Coastal	Conf	Pct.	Overall	Strk
Pitt	6-1	.857	7-4	W4
Georgia Tech	5-3	.625	7-4	W4
Virginia	4-3	.571	7-4	L1
Duke	3-4	.429	7-4	L1
Miami	3-4	.429	6-5	W1
Virginia Tech	3-4	.429	4-6	L4
North Carolina	1-6	.167	2-8	W1

SERIES SCORES WITH KENTUCKY

GP: 30
Games decided by 3 points or less: 2 (1-1).
Games decided by 7 points or less: 3 (3-0).
Most Points-UL: 66 (66-31 win on Oct. 10, 2015). **Most Points-UK:** 52 (52-38 loss on Oct. 2, 2010). **Fewest Points-UL:** 7 (41-7 loss on Oct. 29, 2011). **Fewest Points-UK:** 0 (52-0 loss on Sept. 23, 1967). **Largest Win:** 52 (52-0 win on Sept. 23, 1967).
Largest Loss: 34 (41-7 loss on Oct. 29, 2011).
Longest Win Streak: 4, twice (Sept. 23, 1967-Oct. 12, 2002 and Sept. 29, 2012-Present).
Longest Loss Streak: 6 (1912-1924).

INSIDE THE UK SERIES

OVERALL: 15-15 • H: 5-7 • A: 10-8

	UL	UK
Oct. 26, 1912 (A)	0	41
Nov. 22, 1913 (H)	0	20
Nov. 14, 1914 (A)	0	42
Nov. 6, 1915 (H)	0	15
Oct. 14, 1922 (A)	0	73
Oct. 4, 1924 (A)	0	29
Sept. 3, 1994 (A)	14	20
Sept. 2, 1995 (A)	13	10
Aug. 31, 1996 (A)	38	14
Aug. 30, 1997 (A)	24	38
Sept. 5, 1998 (H)	34	68
Sept. 4, 1999 (A)	56	28
Sept. 2, 2000 (H) (ot)	40	34
Sept. 1, 2001 (A)	36	10
Sept. 1, 2002 (H)	17	22
Aug. 31, 2003 (A)	40	24
Sept. 4, 2004 (H)	28	0
Sept. 5, 2005 (A)	31	24
Sept. 3, 2006 (H)	59	28
Sept. 15, 2007 (A)	34	40
Aug. 31, 2008 (H)	2	27
Sept. 19, 2009 (A)	27	31
Sept. 4, 2010 (H)	16	23
Sept. 17, 2011 (A)	24	17
Sept. 2, 2012 (H)	32	14
Sept. 14, 2013 (A)	27	13
Nov. 29, 2014 (H)	44	40
Nov. 28, 2015 (A)	38	24
Nov. 26, 2016 (H)	38	41
Nov. 25, 2017 (A)	44	17

HONORS AND AWARDS

Kemari Averett

John Mackey Award Watch List

Blanton Creque

Lou Groza Award Watch List

Micky Crum

John Mackey Award Watch List

John Mackey Tight of the Week - Honorable Mention

Dez Fitzpatrick

Biletnikoff Award Watch List

Jaylen Smith

Biletnikoff Award Watch List

All-ACC Preseason

▶▶ The Cardinals added 25 players to the freshman class this year.

LOUISVILLE NAMES FOUR CAPTAINS

▶▶ Quarterback **Jawon Pass**, offensive lineman **Lukayus McNeil**, defensive end **Jonathan Greenard** and safety **Dee Smith** were named captains for the Cardinals' 2018 football team.

CARDINALS IN OVERTIME

▶▶ College football introduced overtime during the bowl season in 1995 and adopted the system for regular season games in 1996.

▶▶ Since then, Louisville has played 10 overtime games, but hasn't played in an extra session since 2013.

▶▶ The Cardinals are 5-5 all-time in overtime games.

▶▶ The Cardinals are 5-5 in overtime games — losing four of their last six encounters. Their last win was a 31-24 victory at Cincinnati in 2013.

LOUISVILLE OT GAMES

Date	Opponent	Score
10/7/99	Army	L, 52-59
9/2/00	Kentucky	W, 40-34
9/26/02	Fla. St.	W, 26-20
11/14/02	at S. Miss	W, 20-17
10/4/03	at USF	L, 28-31 (2ot)
10/15/05	at W. Va.	L, 44-46 (3ot)
11/13/10	USF	L, 21-24
10/26/12	Cincinnati	W, 34-31
11/24/12	UConn	L, 20-23 (3ot)
12/5/13	at Cincinnati	W, 31-24

15 FRESHMEN SEE ACTION

▶▶ It's no secret the Cardinals are a younger team than they have been in the past, and the youth has been on display this season. A total of 15 freshmen have made their collegiate debuts this season: **Yasir Abdullah**, **Adonis Boone**, **Tutu Atwell**, **Chandler Jones**, **Jatavious Harris**, **Dejmi Dumervil-Jean**, **Robert Hicks**, **Jarrett Jackson**, **Allen Love**, **Marcus Riley**, **Javian Hawkins**, **Trennell Troutman**, **Telly Plummer**, **Tyler Harrell**, **Jordan Travis** and **Hassan Hall**. Love was the last true freshman to appear in a game when he made his collegiate debut against Boston College on Oct. 13. Harrell, Hawkins, Harris and Love are the four players who are candidates to redshirt this season.

▶▶ Hawkins, Harris and Love have each played four games, while Harrell has just played a pair of contests.

FIRST-TIME PARTICIPANTS AND STARTERS

▶▶ The Cardinals had to replace a number of starters and reserves from last year's squad so it was inevitable that there were going to be a number of Cardinals who have made their debuts this season. A total of 29 different players made their first appearance at Louisville. Here is a list of players who played in their first games at Louisville: **Tyler Harrell**, **Adonis Boone**, **Tutu Atwell**, **P.J. Mbanasor**, **Chandler Jones**, **Jatavious Harris**, **Rodjay Burns**, **Quen Head**, **Michael Boykin**, **Dejmi Dumervil-Jean**, **Keion Wakefield**, **Jared Goldwire**, **Malik Clark**, **Nick Okeke**, **P.J. Blue**, **Robert Hicks**, **Maurice Burkley**, **Boosie Whitlow**, **Jarrett Jackson**, **Anthony Johnson**, **Hassan Hall**, **Marlon Character**, **Javian Hawkins**, **Jordan Travis**, **Marcus Riley**, **Trennell Troutman**, **Allen Love** and **Telly Plummer**.

▶▶ **Cornelius Sturghill**, **P.J. Mbanasor**, **Amonte Caban**, **Michael Boykin**, **Jared Goldwire**, **Jawon Pass**, **Trey Smith**, and **Linwood Foy** each earned their first starts at Louisville versus Alabama. Mbanasor had two starts during his time at Oklahoma.

▶▶ The Cardinals had eight first-time starters in the 31-7 win over Indiana State, four on each side of the football. On offense, **Nathan Scheler**, **Devante Peete**, **Tutu Atwell**, and **Colin Wilson** all started for the first time. **Tabarius Peterson**, **Derek Dorsey**, **Rodjay Burns**, and **Chandler Jones** were first-time starters on defense.

▶▶ Linebackers **Nick Okeke** and **P.J. Blue** were first-time starters against Virginia. Offensive guard **Caleb Chandler** made his first start on the offensive line versus Clemson.

▶▶ Cornerback **Anthony Johnson** started at cornerback for the first time versus Syracuse and running back **Colin Wilson** made his first career start against NC State.

NON-CONFERENCE SUCCESS

▶▶ The Cardinals have enjoyed tremendous success against non-league foes, going 29-13 since 2011, and own five victories in the last seven out-of-league games.

▶▶ The Cardinals have won 15 of 23 contests out of league since 2014.

▶▶ Dating back to the 2010 campaign, the Cardinals are 28-10 against non-conference opponents during the regular season, and have won 10 of the last 14 games out of their league.

TIED OR TRAILING AT THE HALF IN 10 OF 11

- ▶▶ Louisville is being outscored 241-102 in the first half this season, giving up 119 points in the first quarter and 112 tallies in the second quarter.
- ▶▶ After Syracuse took a 7-0 lead after the first quarter on Nov. 9, the Orange went on to dominate the Cardinals, outscoring the Cardinals 30-7 en route to the 54-23 win in the Carrier Dome.
- ▶▶ The Cardinals have been tied or trailed at the half in every game but one this season, holding a 21-7 halftime versus Florida State — only to fall 28-24 with a last minute score.

CARDINALS TO FACE FOURTH RANKED OPPONENT

- ▶▶ Louisville holds a 16-54-1 all-time record against teams ranked in the Associated Press top 25 after the loss to Syracuse. This mark includes records of 8-13 at home, 3-33-1 at road sites and 5-8 at neutral sites.
- ▶▶ The Cardinals are 6-24-1 against teams ranked in the top 10, and 8-12 as a ranked team playing a ranked foe.

STREAK VERSUS RANKED FOES

Date	Opponent	Score
10/1/16	at No. 5 Clemson	L, 36-42
9/16/17	No. 3 Clemson	L, 21-47
10/5/17	at No. 24 NC State	L, 25-39
12/23/17	vs. No. 24 Miss. St.	L, 27-31
9/1/18	vs. No. 1 Alabama	L, 14-51
11/3/18	at No. 2 Clemson	L, 16-77
11/9/18	at No. 13 Syracuse	L, 23-54

- ▶▶ Louisville faced Alabama, the No. 1 team in the nation, and faced No. 2 Clemson on Nov. 3 — the first time the Cardinals have played the top two ranked teams in the same season. The Cardinals faced a pair of top-five opponents in the same year for the first time since 2016 — beating No. 2 Florida State 63-20 and falling 42-36 at No. 5 Clemson.
- ▶▶ When Louisville hosts No. 17 Kentucky, the cardinals are playing their fourth AP-ranked team this season for the second time ever. The Cards went 1-3 against ranked teams in 1993, losing to No. 24 West Virginia, No. 7 Tennessee, and No. 11 Texas A&M, after winning 35-17 vs. No. 23 Arizona State.

- ▶▶ The Cardinals have lost seven-straight games versus ranked foes, the last win coming in 2016, a 63-20 win over No. 2 Florida State.

FUTURE NON-CONFERENCE GAMES

- ▶▶ **2019:** Sept. 2 vs. Notre Dame, Sept. 7 vs. Eastern Kentucky, Sept. 14 at Western Kentucky, Nov. 30 at Kentucky
- ▶▶ **2020:** Sept. 19 vs. Murray State, Sept. 26 vs. Western Kentucky, Nov. 28 vs. Kentucky
- ▶▶ **2021:** Sept. 4 vs. Mississippi, Sept. 11 vs. Eastern Kentucky, Sept. 18 vs. UCF, Nov. 27 at Kentucky
- ▶▶ **2022:** Sept. 17 at UCF, Nov. 5 vs. James Madison, Nov. 26 vs. Kentucky

NOTING THE NC STATE GAME

- ▶▶ The Cardinals opened the game with a nine-play, 40-yard scoring drive capped by a 32-yard field from Blanton Creque. It marked just the second time in 11 games this season Louisville has scored on its opening drive. The Cardinals scored a touchdown on the first drive against Wake Forest.
- ▶▶ The 411 yards of total offense versus NC State marked the fifth time this season Louisville has gained 400 yards or more. Each of those five performances have occurred in the last seven games.
- ▶▶ The Cardinals registered a season-high 254 yards rushing on 38 attempts. Louisville has attempted 38 or more rushes in five games this season. The 6.7 yards per rush for Louisville on Saturday marked the highest average per carry this season.
- ▶▶ **Malik Cunningham** rushed for 100 yards on eight carries becoming just the second quarterback in Louisville history to run for at least 100 yards in a single game twice. Lamar Jackson had 23 games with at least 100 yards rushing.
- ▶▶ Cunningham's 408 yards rushing this season ranks fourth among Louisville quarterbacks for a single season and seventh on the career list.
- ▶▶ With his field goal and extra point versus NC State on Nov. 17, **Blanton Creque** moved into sixth place on Louisville's career scoring list with 249 points. Creque moved past Michael Bush, who scored 248 points from 2003-06.
- ▶▶ Running back **Jeremy Smith** had career highs in rushing attempts (10) and rushing yards (74) versus the Wolfpack.
- ▶▶ **Blanton Creque's** streak of nine consecutive made field goals ended in the first quarter when his 50-yard attempt was blocked.
- ▶▶ **Tabarius Peterson** led the Cardinals with eight tackles, just one shy of his career high total. Peterson registered a sack in for the second straight game and has 2.5 sacks on the season.

MILESTONE GAMES

100-Yard Receiving Games

Jaylen Smith	183	North Carolina	2017
Jaylen Smith	123	Boston College	2016
Jaylen Smith	118	Boston College	2017
Jaylen Smith	117	Purdue	2017
Jaylen Smith	107	Mississippi State	2017
Jaylen Smith	100	Florida State	2018
Jaylen Smith	107	Wake Forest	2018

Dez Fitzpatrick	134	NC State	2017
Dez Fitzpatrick	127	Boston College	2017

Seth Dawkins	133	NC State	2017
--------------	-----	----------	------

TuTu Atwell	132	Wake Forest	2018
-------------	-----	-------------	------

100-Yard Rushing Games

Malik Cunningham	129	Western Kentucky	2018
------------------	-----	------------------	------

300-Yard Passing Games

Jawon Pass	306	Florida State	2018
Jawon Pass	358	Wake Forest	2018

OPPONENT WATCH



Alabama (11-0, 8-0 SEC)

Last Week: def. Citadel 51-10

This Week: Auburn

Next Week: SEC Championship



Indiana State (7-4, 5-3 MVC)

Last Week: def. Western Illinois 15-13

This Week: Season complete

Next Week: Season complete



Western Kentucky (2-9, 1-6 C-USA)

Last Week: def. UTEP 40-16

This Week: at La. Tech

at Next Week: Season complete



Virginia (7-4, 4-3 ACC)

Last Week: lost to Georgia Tech 27-30

This Week: at Virginia Tech

Next Week: Season complete



Florida State (5-6, 3-5 ACC)

Last Week: def. Boston College 22-21

This Week: Florida

Next Week: Season complete



Georgia Tech (7-4, 5-3 ACC)

Last Week: def. Virginia 30-27

This Week: Georgia

Next Week: Season complete



Boston College (7-4, 4-3 ACC)

Last Week: lost to Florida State 21-22

This Week: Syracuse

Next Week: Season completed



Wake Forest (5-6, 2-5 ACC)

Last Week: lost to Pitt 13-34

This Week: at Duke

Next Week: Season complete



Clemson (11-0, 8-0 ACC)

Last Week: def. Duke 35-6

This Week: South Carolina

Next Week: ACC Championship



Syracuse (8-3, 4-3 ACC)

Last Week: lost to Notre Dame 3-36

This Week: at Boston College

Next Week: Season complete



NC State (7-3, 4-3 ACC)

Last Week: def. Louisville 52-10

This Week: at North Carolina

Next Week: East Carolina



Kentucky (7-2, 5-2 SEC)

Last Week: def. Middle Tennessee 34-23

This Week: at Louisville

Next Week: Season complete

▶▶ **Henry Famurewa** matched a career high totaling seven tackles for the second straight game.

▶▶ **Anthony Johnson** had a career high six tackles against the Wolfpack after entering the game with six total tackles this season.

200 YARDS RUSHING

▶▶ The Cardinals have struggled this year running the football at times, averaging 133.8 yards on the ground through 11 games. However, the Cardinals found some success on the ground versus Syracuse and NC State. The Cardinals registered 203 yards rushing versus the Orange, their second highest total, and added a season-best 254 yards in the loss to NC State on Nov. 17.

▶▶ With the loss to the Wolfpack, Louisville fell to 105-8 when rushing for at least 250 yards. Four of the eight losses have come in the last three seasons.

▶▶ The Cardinals have found their running game in the last two weeks, totaling an average of 228.5 yards on the ground. Louisville has totaled 457 yards on 77 carries, averaging 5.9 yards per carry.

▶▶ In the loss to NC State on Nov. 17, the Cardinals averaged 6.7 yards per rush, which marked the highest average per carry this season.

▶▶ Quarterback **Malik Cunningham** rushed for 100 yards on eight carries against NC State on Nov. 17, becoming just the second quarterback in Louisville history to run for at least 100 yards in a single game twice. Lamar Jackson had 23 games with at least 100 yards rushing.

▶▶ Cunningham's 408 yards rushing this season ranks fourth among Louisville quarterbacks for a single season and seventh on the career list. He leads the team in rushing and would it would mark the fourth-straight season that a quarterback led the team in rushing. Jackson led the Cardinals in rushing from 2015-17.

▶▶ Running back **Jeremy Smith** had career highs in rushing attempts (10) and rushing yards (74) versus NC State.

▶▶ Redshirt freshman **Colin Wilson** earned his first career start in the loss to NC State, carrying seven times for 44 yards. The Florida native has carried 17 times for 86 yards in the last two games.

▶▶ The Cardinals have totaled 17 rushing touchdowns this year, which would be the fewest since registering 18 in 2013. Louisville is averaging 3.9 yards a carry, the lowest average since the 2014 season when the team averaged 3.6 yards carry.

MAKING MORE PLAYS

▶▶ The Louisville offense hasn't been able to get on track for much of the season, but the Cardinals might be finding their stride in these last two contests. Louisville has surpassed the 400-yard plateau in each of the last two games, totaling 413 yards versus Syracuse and 411 against NC State. The Cardinals are averaging 356.9 yards per game, an average of 5.2 yards per play.

▶▶ In the last two games, the Cardinals have averaged 6.19 yards per play in losses to Syracuse and NC State. More impressive has been the work on the ground, averaging 5.9 yards per carry in those last two contests. Louisville averaged 6.7 yards per rush against NC State in totaling a season best 254 yards rushing.

PENALTIES A PROBLEM

▶▶ Penalties have been a problem all season, but its been a habitual problem all season. In the last three games, the Cardinals have committed 39 penalties for 293 yards in the loss. The Cardinals committed 17 infractions for 125 yards in the 54-23 defeat. The 17 penalties were one away from equaling the school record of 18 versus Cincinnati in 1998 and Connecticut and Tulane during the 2000 season.

▶▶ The 17 penalties were the most since equaling that number against Army on Sept. 21, 2002.

▶▶ The Cardinals are averaging 8.0 penalties per game, which ranks 117th in the country. Louisville has committed 10 or more penalties in four games this season, including 29 for 193 yards in the last two contests.

▶▶ For the season, the Cardinals have committed 89 penalties for 727 yards.

PETERSON EXCELS IN LARGER ROLE

▶▶ Defensive end **Tabarius Peterson** has excelled as his playing time has increased this season. Playing in all 11 games, the native of Tucker, Ga., has registered 48 tackles, which is more than the 26 he was credited in 12 games a year ago.

▶▶ In the last two games, Peterson has recorded 11 tackles, 2.0 tackles for loss and 1.5 sacks versus Syracuse and NC State. He registered eight tackles, the third time this season registering eight or more tackles in a game, versus NC State. Peterson recorded a season high 2.0 tackles for loss and one sack in the loss at Syracuse on Nov. 9. Peterson leads the team with 6.5 tackles for loss and is tied for the team lead with 2.0 sacks this season.

TRIPLE DIGIT GAMES

- ▶▶ Since the beginning of the 2014 season (63 games), the Cardinals have turned in 69 100-yard performances on offense (41 individual 100-yard rushers and 28 individual 100-yard receivers).
- ▶▶ Thus far in 2018, **Malik Cunningham** has been the only player to rush for over 100 yards, totaling 129 yards in a win over Western Kentucky on Sept. 15 and 100 in the loss to NC State on Nov. 17.
- ▶▶ Wide receivers **Jaylen Smith** and **TuTu Atwell** each tallied 100-yard games, totaling 107 and 132 yards, respectively, in the loss to Wake Forest, only the third 100-yard games this season. From 2014-17, the Cardinals tallied 27 100-yard games, including seven in 2016 and 2017.
- ▶▶ In terms of passing, Louisville's quarterbacks turned in 17 300-yard games from 2014-18. Heisman Trophy winner Lamar Jackson passed for over 300 yards 10 times over the 2016-17 seasons. **Jawon Pass** picked up the first 300-yard passing game of the season in the loss to Florida State on Sept. 29 and added another last weekend versus Wake Forest, throwing for a career high 358 yards in the 56-35 loss.

SPREAD THE SCORING

- ▶▶ Scoring has been an issue for the Cardinals, totaling 227 points in the first 10 games of the season. However, when the Cardinals do score they tend to spread the scoring around throughout the offense. Fourteen different players have scored offensive touchdowns this season after **Colin Wilson** scored his first career touchdown on a four-yard run against Syracuse on Nov. 9.
- ▶▶ Running backs **Hassan Hall** and **Trey Smith** and quarterback **Malik Cunningham** lead the team in touchdowns scored with four after Cunningham scored from 20 yards out against NC State. Smith took the lead briefly after scoring a career high three times in the loss to Wake Forest on Oct. 27. Smith delivered his second collegiate touchdown on the longest run of his career as the redshirt junior went 52 yards for a score on a fourth and one play in the first quarter.
- ▶▶ The scoring run by Smith marked the longest rush of the season for Louisville and twice as long as the previous long of 26 yards by Colin Wilson against Indiana State. Smith became the first Louisville running back to rush for three touchdowns in a game since Brandon Radcliff had three versus Wake Forest on Nov. 12, 2016.
- ▶▶ Wide receiver **Dez Fitzpatrick** tallied his third touchdown on the season when he scored on a 13-yard touchdown pass versus Syracuse on Nov. 9. Quarterback **Malik Cunningham** scored once against Clemson to total his third touchdowns on the season. Wide receiver **TuTu Atwell**, quarterback **Jawon Pass**, tight end **Kemari Averett**, and running back **Dae Williams** are the other players with two touchdowns.
- ▶▶ Smith, Atwell and Averett are the three players who have scored multiple touchdowns this season. Smith tallied three scores versus Wake Forest on Oct. 27, while Averett tallied two scores in the opener versus Alabama and Atwell scored twice versus Georgia Tech on Oct. 5.
- ▶▶ Placekicker **Blanton Creque** leads the team in scoring with 53 points, going 9 of 11 on field goals and 26 of 29 on extra points.

ATWELL SETS FRESHMAN, SCHOOL RECORD; CONTINUES TO BE TOP RECEIVER

- ▶▶ Wide receiver **Tutu Atwell** continues to show why he was one of the stars of the 2018 recruiting class. In the loss to Wake Forest, Atwell's 132 yards receiving set a Louisville record for most receiving yards in a game by a true freshman, breaking the previous record of 106 yards by Eli Rogers achieved at Cincinnati on Oct. 15, 2011. Atwell's 132 receiving yards are the most for a Louisville player this season.
- ▶▶ Before the breakout game last weekend, the former Miami-Dade Player of the Year caught a personal best four passes for 79 yards, including a pair of 29-yard touchdown receptions. He opened the scoring when **Jawon Pass** connected with him on a 3rd-and-11 play to trim the lead to 21-7. Atwell caught the first career touchdown pass from **Jordan Travis** in the fourth quarter.
- ▶▶ Atwell, a native of Miami, Fla., is third on the team with 24 receptions for 406 yards and two touchdowns, and is leading the team with a 16.9 yards per catch average — the fifth-highest total among freshmen nationally.
- ▶▶ The speedster leads the team with eight receptions of over 20 or more yards this season.

CUNNINGHAM PICKS UP SECOND START

- ▶▶ Reserve quarterback **Malik Cunningham** has made the most of his opportunities this season, and showed up in his second start versus NC State. Cunningham completed 8-of-14 passes for 90 yards, Cunningham also became the second quarterback in school history to rush for over 100 yards in a season, joining Heisman Trophy winner Lamar Thomas. Cunningham carried 14 times for 100 yards and one score in the loss to the Wolfpack. He rushed 20 yards in the fourth quarter to trim the lead to 45-10.
- ▶▶ The Montgomery, Ala., native leads the team in rushing with 408 yards and four scores, while averaging 5.5 yards per carry. Against Syracuse on Nov. 9, Cunningham rushed six times for 64 yards, including a career long 61-yard run.

CARDINALS IN PROS

Jaire Alexander	Green Bay Packers	CB
Joshua Bellamy	Chicago Bears	WR
Reggie Bonnafon	Carolina Panthers	RB
Teddy Bridgewater	New Orleans Saints	QB
Jamon Brown	Los Angeles Rams	G
Preston Brown	Cincinnati Bengals	LB
James Burgess Jr.	Cleveland Browns	LB
Geron Christian	Washington Redskins	OL
Brandon Dunn	Houston Texans	NT
Josh Harvey-Clemons	Washington Redskins	LB
Cole Hikutini	Minnesota Vikings	TE
Lamar Jackson	Baltimore Ravens	QB
Keith Kelsey	Pittsburgh Steelers	LB
John Miller	Buffalo Bills	G
Deiontrez Mount	Denver Broncos	LB
DeVante Parker	Miami Dolphins	WR
Senorise Perry	Miami Dolphins	RB
Bilal Powell	New York Jets	RB
Sheldon Rankins	New Orleans Saints	DT
Eli Rogers	Pittsburgh Steelers	WR
Trevon Young	Los Angeles Rams	LB



▶▶ He ran for a career best 129 yards versus Western Kentucky on Sept. 15 and 54 yards and one score coming off the bench versus Indiana State.

▶▶ As a passer, Cunningham is completing a solid 59.3 percent of his throws, passing for 409 yards and one score.

HEALTHY PEETE PROVIDES SPARK

▶▶ Injuries have slowed the promising career of junior wide receiver **Devante Peete**, but the Pompano Beach, Fla., product might be finding his stride in 2018. Entering the season with only 15 catches for 226 yards and one score, Peete has shown promising production.

▶▶ The 6-foot-6 wideout is sixth on the team with 20 receptions for 247 yards. He's averaging 12.4 yards per reception, including a season-high 37-yarder versus Florida State. He has caught at least one pass in all 10 games this year.

▶▶ Peete recorded a career high four receptions for 37 yards in the loss to Boston College on Oct. 13.

TURNOVERS AND LACK OF TURNOVERS KILLING THE CARDINALS

▶▶ In order for the Cardinals to return to their winning ways, they must stop turning the football over, and must find a way to take the ball away from the opposition. Through 11 games, the Cardinals are -14 in turnover margin — turning the ball over 25 times, while just causing 11 miscues.

▶▶ The Cardinals are tied for 128th in turnover margin — 125th in turnovers lost and 111th in turnovers gained through 11 games. The Cardinals turned the ball over four times in the second quarter against Syracuse, three times twice in the losses to Georgia Tech and Clemson.

▶▶ Teams have capitalized on the miscues, turning the 25 turnovers into 135 points, while the Cardinals 11 forced turnovers have resulted in 16 points. Clemson returned an interception on Nov. 3 and returned it for a 27-yard touchdown.

▶▶ Cornerback **Rodjay Burns** intercepted a pass and returned it 34 yards to the Virginia three-yard line on Sept. 22. However, the Cardinals had to settle for a **Blanton Creque** 20-yard field goal. The Cardinals turned a pair of turnovers against Boston College into 13 points in the 38-20 loss to the Eagles on Oct. 13.

▶▶ Cornerback **Rodjay Burns** intercepted a pass and returned it 34 yards to the Virginia three-yard line on Sept. 22. However, the Cardinals had to settle for a **Blanton Creque** 20-yard field goal. The Cardinals turned a pair of turnovers against Boston College into 13 points in the 38-20 loss to the Eagles on Oct. 13.

▶▶ The Cardinals have had multiple turnovers in eight of 11 games and have turned the ball nine times in the last three games.

WILSON SHOWS PROMISE

▶▶ Running back **Colin Wilson** hasn't seen the playing time that he had hoped to see this season, but the redshirt freshman made the most of his opportunity against Syracuse on Nov. 9. In the loss to the Orange, Wilson rushed a career high 10 times for 42 yards and his first career touchdown run — a four-yard score in the fourth quarter. This season, Wilson has rushed 37 times for 174 yards and one touchdown and is averaging a solid 4.7 yards per carry.

▶▶ In the last three games, Wilson has rushed 25 times for 112 yards and a touchdown. He carried eight times for 26 yards, which equaled the team leader in the 77-16 loss to Clemson. He also caught one pass for two yards. Appearing in only his fifth game of the year, Wilson has produced 88 yards on 20 carries this year.

▶▶ Last season, the Green Cove Springs, Florida, native carried six times for 69 yards before tearing his ACL. He rushed three times for 36 yards, with a long rush of 21 yards versus Murray State last season.

SMITH HEADS UP THE LIST

▶▶ Wide receiver **Jaylen Smith** was off to a slow start, but after catching eight passes for 107 yards versus Wake Forest on Oct. 27, the senior might be finding his stride. Smith recorded his second 100-yard game of the season and missed equalling his career high with eight receptions.

▶▶ After catching eight passes in the first four games, Smith leads the team with 34 receptions for a team high 519 yards and one score. He ranks 104th nationally with his 15.3 yards per catch average.

▶▶ In 47 career games, Smith has caught 150 passes for 2,474 yards and 15 touchdowns. With 56 yards versus NC State, Smith remains in sixth place on Louisville's career list for receiving yards with 2,474 yards. He needs one more reception to tie Ralph Dawkins (1990-93) for 10th on the career receptions list and 146 yards to move into fifth in receiving yards.

▶▶ Smith, a 6-foot-4 senior, caught a 34-yard touchdown pass versus Indiana State on Sept. 8 in the fourth quarter to give him 15 for his career, tying him for ninth on the school's career list for touchdown receptions. He needs one more to tie Mario Urrutia (2005-07) for eight on the school's career list.

MILESTONE GAMES

100-Yard Receiving Games

Jaylen Smith	183	North Carolina	2017
Jaylen Smith	123	Boston College	2016
Jaylen Smith	118	Boston College	2017
Jaylen Smith	117	Purdue	2017
Jaylen Smith	107	Mississippi State	2017
Jaylen Smith	100	Florida State	2018
Jaylen Smith	107	Wake Forest	2018

Dez Fitzpatrick	134	NC State	2017
Dez Fitzpatrick	127	Boston College	2017

Seth Dawkins	133	NC State	2017
--------------	-----	----------	------

TuTu Atwell	132	Wake Forest	2018
-------------	-----	-------------	------

100-Yard Rushing Games

Malik Cunningham	129	Western Kentucky	2018
Malik Cunningham	100	NC State	2018

300-Yard Passing Games

Jawon Pass	306	Florida State	2018
Jawon Pass	358	Wake Forest	2018

JAYLEN SMITH IN THE RECORD BOOKS



CAREER RECEIVING YARDS

3,670	Arnold Jackson	1997-2000
2,924	Harry Douglas	2004-07
2,830	Ibn Green	1996-99
2,775	DeVante Parker	2011-14
2,619	J.R. Russell	2001-04
2,474	Jaylen Smith	2015-
2,305	Miguel Montano	1994-97
2,271	Mario Urrutia	2005-07
2,204	Deion Branch	2000-01
2,195	Joshua Tinch	2002-05

CAREER 100-YD RECEIVING GAMES

16	Arnold Jackson	1997-2000
12	Deion Branch	2000-01
11	J.R. Russell	2001-04
10	DeVante Parker	2011-14
10	Harry Douglas	2004-07
9	Ibn Green	1996-99
9	Miguel Montano	1994-97
9	Mark Clayton	1979-82
8	Mario Urrutia	2005-07
7	Jaylen Smith	2015-
6	Jamie Asher	1991-94

CAREER RECEIVING TOUCHDOWNS

33	DeVante Parker	2011-14
33	Ibn Green	1996-99
31	Arnold Jackson	1997-2000
25	Anthony Cummings	1987-90
19	J.R. Russell	2001-04
18	Deion Branch	2000-01
17	Gary Barnidge	2004-07
16	Mario Urrutia	2005-07
15	Harry Douglas	2004-07
15	Ronnie Ghent	2000-03
15	Jaylen Smith	2015-

▶▶ With seven career 100-yard receiving games, Smith needs one more to move into a tie with Mario Urrutia for ninth place on the school's all-time list.

▶▶ The senior is one the nation's top wide receivers after just missing a 1,000-yard season a year ago. Despite missing three games last year, Smith caught 60 passes for 980 yards and seven touchdowns, while averaging 16.3 yards per catch.

▶▶ A first-team all-ACC performer, Smith totaled four 100-yard receiving games, recording a career-high nine receptions for 183 yards and one touchdown in a 47-35 win over North Carolina. The Pascagoula, Miss., native opened the year with 117 yards on eight receptions versus Purdue, caught six passes for 118 yards in a loss to Boston College, and ended the year with 107 yards in a loss to Mississippi State.

SENIOR TIGHT END FINDING HIS STRIDE

▶▶ It's been a long road for tight end **Micky Crum**. Battling injuries over the last two seasons, Crum had played in only played 16 games, catching nine passes for 106 yards. However, the senior has hit his stride this season. Crum is fifth on the team with 21 receptions for 215 yards and one touchdown.

▶▶ The Columbus, Ohio, native caught a career best eight passes for 47 yards and a four-yard touchdown reception in the second quarter versus Florida State. It was the most caught by the senior tight end since registering six versus Houston in 2015.

▶▶ Crum's touchdown reception was his first since recording a two-yard touchdown catch versus Texas A&M in the Music City Bowl.

▶▶ The eight catches were the most by a tight end since Gary Barnidge caught eight versus Connecticut in 2007.

HALL HAS TREMENDOUS FRESHMAN SEASON

▶▶ Running back **Hassan Hall** is starting to push for all-freshman accolades heading into the final stretch of the season. The rookie is second on the team in rushing with 272 yards and three scores, while also catching 11 passes for 95 yards.

▶▶ The Atlanta, Ga., native leads the team with 1,147 yards, averaging 104.3 yards per game, which ranks 68th nationally and 10th in the Atlantic Coast Conference. In the loss to Clemson, Hall registered 273 all-purpose yards, which is the most by a UofL player since Howard Stevens recorded 300 yards versus Southern Illinois in 1971. It was the most all-purpose yards by a freshman in school history.

▶▶ Hall, the Georgia native, has totaled 760 yards in the last five games, after registering 273 all-purpose yards in the loss to Clemson. Hall carried four times for 26 yards and totaled 247 yards on eight kickoff returns. The eight kickoff returns for Hall matched the school record equaling the eight returns for Ira Glass against Memphis in 1969 and the eight returns by Keith Stephens against Florida State in 1986. Hall ranks seventh on Louisville's single season list with 780 kickoff return yards in 2018. He needs just 42 yards to move into fifth place.

▶▶ Hall's 93-yard kickoff return for a touchdown in the third quarter was the first for Louisville since Traveon Samuel's 100-yard scoring return against Clemson on Sept. 17, 2015.

▶▶ Hall has three kickoff returns of 44 yards or more this season – a 61-yarder against Alabama and a 44-yarder against Boston College to go along with Saturday's 93-yarder. He ranks 24thrd nationally in kickoff return average, averaging 24.4 yards per return.

▶▶ The Atlanta, Ga., native was the first true freshman to start at running back since Anthony Allen started vs. Syracuse on Oct. 21, 2006.

▶▶ Hall leads the Cardinals with 1,147 all-purpose yards, and need 398 yards to crack the school's single-season top-10 list for all-purpose yards. He's the 61st player to have 1,000 all-purpose yards in a season. Among true freshmen, Hall ranks second behind Keith Stephens, who had 1,206 all-purpose yards in 1986, and is only the second true freshman to reach 1,000 all-purpose yards in a season.

SEASON KICKOFF RETURN YARDS

1.	914	Trent Guy (37 returns)	2009
2.	901	Keith Stephens (42 returns)	1986
3.	897	Broderick Clark (31 returns)	2002
4.	860	Zek Parker (35 returns)	1999
5.	821	Broderick Clark (42 returns)	2003
6.	801	Ernest Givins (29 returns)	1985
7.	780	Hassan Hall (32 returns)	2018

FITZPATRICK CONTINUES HIS RISE

- ▶▶ After a slow start, sophomore wide receiver **Dez Fitzpatrick** is back to putting up numbers that made him one of the top receivers a year ago. Catching one pass for seven yards in the loss to NC State on Nov. 17, he's second on the team with 30 receptions for 414 yards and leads the team with three touchdowns.
- ▶▶ In the last eight games, Fitzpatrick has caught 25 passes for 353 yards and three touchdowns, averaging 14.4 yards a reception.
- ▶▶ For his career, Fitzpatrick has caught 75 passes for 1,133 yards and 12 touchdowns, which ranks 15th in school history.

CREQUE CLIMBING THE CHARTS

- ▶▶ Junior **Blanton Creque** continues to climb up the career charts and is becoming one of the best kickers in the history of the school.
- ▶▶ Creque connected on one field goal, a 32-yarder in the loss to NC State on Nov. 17. The Shelbyville, Kentucky, native boosted his career field goal total to 42 remaining in fourth place on the school's all-time list. He needs just two more field goals to tie Nate Smith for third all time.
- ▶▶ Creque is 9 for 11 on field goal attempts this season after missing a field goal against NC State.
- ▶▶ The left-footed kicker also owns 249 career points, moving into fourth place in school history among kickers and sixth among all players after moving past Michael Bush for sixth place.
- ▶▶ Connecting on one field goal versus NC State, Creque improved to 42-of-50 on field goal attempts for his career. Creque is the school's career leader in field goal percentage, making kicks at an 84.0 percent clip.
- ▶▶ Creque is 8-of-12 on field goals of longer than 40 yards in his career, including a career long 48-yarder versus NC State last year. Creque is 32-of-35 inside of 40 yards in his third season as the team's kicker.
- ▶▶ Last season, the 5-foot-11 left-footed kicker was 17-of-20 on field goal attempts and 58-of-59 on extra points. The 17 field goals were the third-best total in a single-season.
- ▶▶ Creque scored 109 points last season, which is the fourth-most in school history.
- ▶▶ Creque had made 14-straight field goals dating back to last season, which was tied for the second-longest streak (Art Carmody) in school history before missing a field goal at FSU. Art Carmody owns the longest streak in school history by connecting on 16-straight during the 2006 season and he also hit 14 from Oct. 1, 2005 to Sept. 3, 2006.
- ▶▶ As a redshirt freshman, Creque booted 16-of-19 field goals, which was tied for the third-most on the school's single-season list.
- ▶▶ Creque is 123-of-128 on PATs for his career, which is the fourth-most made in school history.

KING CHANGES FIELD POSITION

- ▶▶ Junior punter **Mason King** has become a major weapon for the Cardinals this season in changing field position and pinning opponents in their own end. The former St. Xavier product has punted 63 times, including a career high nine times versus Boston College on Oct. 13. In a driving rainstorm versus Indiana State on Sept. 15, King was used six times for a 46.5 yard average, including a career long 64-yard punt.
- ▶▶ He stands 68th nationally in punting average and is eighth in the ACC with a 40.7 average after 11 games.
- ▶▶ Of his 63 punts, five have been over 50+ yards, 17 have landed inside the opposition's 20-yard line and 23 have been fair caught.
- ▶▶ King moved into ninth place on the school's career punting yards list with 6,864 yards. He needs 91 yards to move into eighth.
- ▶▶ With his five punts versus NC State, Mason King moved into ninth place on Louisville's career list with 161.
- ▶▶ The Louisville native has set the school record in consecutive years for punting average in a season at 43.9 yards per punt. Last year, King punted just 43 times, which would have ranked in the top 25 nationally, but didn't qualify based on the minimum requirements.

Player	'18	'17	'16	'15	'14	Tot
Yasir Abdullah	10	-	-	-	-	10
Tutu Atwell	11	-	-	-	-	11
Kemari Averett	6	10	-	-	-	16
C.J. Avery	8	13	-	-	-	21
Mekhi Becton	11	12	-	-	-	23
Robbie Bell	1	13	-	-	-	14
Cole Bentley	11	7	-	-	-	18
P.J. Blue	10	-	-	-	-	10
Adonis Boone	10	-	-	-	-	10
Michael Boykin	10	-	-	-	-	10
Maurice Burkley	9	-	-	-	-	9
Rodjay Burns	10	-	-	-	-	10
Amonte Caban	11	10	13	-	-	34
Caleb Chandler	5	2	-	-	-	7
Marlon Character	10	-	-	-	-	10
Malik Clark	6	-	-	-	-	6
Blanton Creque	11	13	12	-	-	36
Micky Crum	11	8	8	12	-	39
Malik Cunningham	8	-	-	-	-	8
Jordan Davis	8	11	-	-	-	19
Seth Dawkins	10	12	12	-	-	34
Derek Dorsey	11	11	-	-	-	22
Jack Duane	0	2	-	-	-	2
Dejmi Dumervil-Jean	10	-	-	-	-	10
Dorian Etheridge	9	13	-	-	-	22
Jack Fagot	7	-	-	-	-	7
Henry Famurewa	10	13	9	-	1	33
Dez Fitzpatrick	11	13	-	-	-	24
Anthony Floyd	0	2	-	-	-	2
Linwood Foy	11	5	4	-	-	20
Jared Goldwire	9	-	-	-	-	9
Jon Greenard	1	13	12	-	-	26
Hassan Hall	11	-	-	-	-	11
Mitch Hall	9	13	-	-	-	22
Jatavious Harris	4	-	-	-	-	4
Javian Hawkins	4	-	-	-	-	4
Tyler Haycraft	11	10	6	-	-	27
Quen Head	10	-	-	-	-	10
Robert Hicks	7	-	-	-	-	7
London Iakopo	10	12	4	-	-	26
Jarrett Jackson	10	-	-	-	-	10
Anthony Johnson	11	-	-	-	-	11
Austin Johnson	0	2	-	-	-	2
Josh Johnson	0	10	-	-	-	10
Chandler Jones	10	-	-	-	-	10
Mason King	11	13	13	-	-	37
Tobias Little	0	9	-	-	-	9
Vince Lococo	0	1	-	-	-	1
Allen Love	4	-	-	-	-	4
Brendan Lowery	4	1	-	-	-	5
Justin Marshall	5	-	-	-	-	5
Max Martin	0	2	-	-	-	2
P.J. Mbanasor	11	0	0	10	-	21
Gary McCrae	2	8	2	-	-	12
Lukayus McNeil	10	13	13	12	-	48
Evan O'Hara	4	2	6	-	-	12
Nick Okeke	10	-	-	-	-	10
Jawon Pass	11	6	-	-	-	17
Khane Pass	11	13	12	-	-	36
Devante Peete	10	-	13	-	-	23
Tabarius Peterson	11	13	-	-	-	24
Telly Plummer	9	-	-	-	-	9
Corey Reed	1	12	-	-	-	13
Marcus Riley	7	-	-	-	-	7
Kaheem Roach	5	-	-	-	-	5
G.G. Robinson	10	13	10	-	-	33
Nathan Scheler	8	6	7	-	-	21
Damien Smith	2	10	8	-	-	20
Dee Smith	10	12	12	6	-	40
Jaylen Smith	11	10	13	13	-	47
Jeremy Smith	8	1	13	11	-	33
TreSean Smith	11	13	-	-	-	24
Trey Smith	8	11	7	-	-	26
Emonee Spence	1	3	-	7	-	11
Malik Staples	0	7	13	-	-	20
Cornelius Sturghill	11	4	-	7	-	22
Taylor-Yamonoha	1	1	-	-	-	2
Kenny Thomas	7	13	12	7	-	39
Lamarques Thomas	10	13	2	-	-	25
Caleb Tillman	0	3	-	-	-	3
Jordan Travis	3	-	-	-	-	3
Trenell Troutman	9	-	-	-	-	9
Keion Wakefield	9	-	-	-	-	9
Boosie Whitlow	6	-	-	-	-	6
Dae Williams	4	6	-	-	-	10
Colin Wilson	7	3	-	-	-	10
Russ Yeast	9	12	-	-	-	21

BURNS RANKS FOURTH NATIONALLY IN PUNT RETURN AVERAGE

▶▶ Not only has sophomore **Rodjay Burns** lifted the Cardinals on defense, he's provided a much-needed spark in the return game. The Louisville native ranks fourth nationally and is third in the ACC in punt return average, posting a 15.2 yards per return mark. He added an impressive 45-yard return in the loss to Wake Forest on Oct. 27, the second longest of his career.

▶▶ Burns, an Ohio State transfer, returned a punt 55 yards for a touchdown versus Indiana State on Sept. 8 and added a 36-yard play in the victory over Western Kentucky on Sept. 15.

▶▶ After finishing 103rd in the country last season with a 5.13 return average, the Cardinals are 14th nationally with a 15.2 yard average.

▶▶ Burns needs just 109 yards to move into a tie for 10th place on the school's single-season list for punt return yardage.

SMITH ON PACE FOR CAREER YEAR

▶▶ Safety **Dee Smith** was voted one of the two defensive captains this season for a reason. The senior has started 10 games, leading the team with 65 tackles. He registered a season high nine tackles in the loss to Boston College on Oct. 13. He led the team in tackles with eight in the loss to Syracuse.

▶▶ The Florence, Ala., native has five games of six or more tackles and ranks 266th nationally, averaging 5.9 tackles per game. He totaled seven tackles against Western Kentucky on Sept. 15 and Florida State on Sept. 29, and also was credited with eight against Virginia. He's the team leader with 60 stops.

▶▶ In 41 career games, Smith has registered 167 stops and two interceptions.

ETHERIDGE LOOKING TO LEAD TEAM IN TACKLES FOR SECOND-STRAIGHT YEAR

▶▶ Linebacker **Dorian Etheridge** is working his way back up to the top of the team tackles list. Despite missing two games with an injury, the native of Charleston, West Virginia, is second on the team with 53 tackles after leading the team with eight tackles in the loss to Wake Forest on Oct. 27. Etheridge recorded six tackles, one sack and a pair of tackles for loss in the loss to NC State on Nov. 17.

▶▶ Etheridge, who totaled 11 tackles versus Boston College, has been credited with 43 stops in the last six games since returning to the lineup after a lower body injury. He was also credited with eight tackles against Florida State, seven against Georgia Tech and the eight against Wake Forest on Oct. 27.

▶▶ Appearing in only 22 career games, the 6-foot-3 linebacker has registered 136 stops and is looking to lead the team in tackles for the second-straight season after leading the 2017 squad with 83 tackles.

KHANE PASS ON PACE FOR CAREER YEAR

▶▶ Safety **Khane Pass** is becoming a solid performer at the safety position. The Columbus, Ga., product is fifth on the team with 47 tackles. He recorded a career high eight tackles in the loss to Georgia Tech on Oct. 5 and totaled seven against Boston College on Oct. 13 and Western Kentucky on Sept. 15.

▶▶ Pass broke his career high for tackles in a season after recording 38 last year and 19 in 2016. For his career, Pass has been credited with 104 tackles and one interception in 33 games.

NO INTERCEPTIONS

▶▶ Through 11 games, the Cardinals have only registered four interceptions in 266 pass attempts. **P.J. Mbanasor**, **Anthony Johnson**, **Rodjay Burns** and **C.J. Avery** are the only players to record interceptions this year.

▶▶ The four interceptions are the fewest at this point of the season since the 1990 squad recorded four interceptions for the entire season.

Player	'15	'16	'17	'18	Tot
Lukayus McNeil	9	12	13	11	45
Jaylen Smith	10	5	10	8	33
Kenny Thomas	4	1	13	3	21
Dorian Etheridge	-	-	13	8	21
Mekhi Becton	-	-	10	11	21
Micky Crum	6	1	3	9	19
Dee Smith	0	4	5	10	19
Seth Dawkins	-	2	10	5	17
Khane Pass	-	1	5	11	17
G.G. Robinson	-	-	6	9	15
Cole Bentley	-	-	3	11	14
Robbie Bell	-	-	13	0	13
Dez Fitzpatrick	-	-	7	6	13
Cornelius Sturghill	0	0	0	10	10
Linwood Foy	-	0	0	10	10
Jawon Pass	-	-	0	9	9
Rodjay Burns	-	-	-	9	9
Derek Dorsey	-	-	-	8	8
Tabarius Peterson	-	-	-	8	8
Russ Yeast	-	-	7	0	7
Jon Greenard	-	1	5	1	7
Devante Peete	-	-	-	7	7
Henry Famurewa	-	-	3	4	7
C.J. Avery	-	-	1	6	7
Kemari Averett	-	-	2	4	6
Jared Goldwire	-	-	-	6	6
Nate Scheler	-	-	-	5	5
TreSean Smith	-	-	3	2	5
Jordan Davis	-	-	3	2	5
Chandler Jones	-	-	-	5	5
P.J. Mbanasor	2	0	0	2	4
Michael Boykin	-	-	-	4	4
Nick Okeke	-	-	-	4	4
Hassan Hall	-	-	-	4	4
P.J. Blue	-	-	-	3	3
Amonte Caban	-	0	0	3	3
Colin Wilson	-	-	-	3	3
Caleb Chandler	-	-	-	3	3
TuTu Atwell	-	-	-	2	2
Trey Smith	-	0	0	2	2
Robert Hicks	-	-	-	2	2
Malik Cunningham	-	-	-	2	2
Demji Dumervil-Jean	-	-	-	2	2
Anthony Johnson	-	-	-	2	2
London Iakopo	-	-	1	0	1
Dae Williams	-	-	0	1	1

Cardinal Stadium already boasts some of the finest amenities to be considered one of the elite college football venues in the country.

Built in 1998, Louisville's home recently finished a \$63.25-million renovation to expand the north end zone – closing off the stadium – and enhancing the Howard Schnellenberger Football Complex. The project is scheduled to be completed in time for the September home opener.

Upon conclusion of the 2016 campaign, crews began construction and the first noticeable phase of the project will be the seating structure for the interior bowl.

Approximately 6,000 additional seats were added with the expansion, creating a unique look in the end zone structure and increasing the total seating capacity to over 60,800. The construction also provides an additional 25,000 square feet of space.

The expansion also includes about 900 modern club seats, 65 premium loge level boxes, and two exclusive field level suites. The club seats will have access to a premier gathering area that will provide viewing access to the field. Fans in that area will have an exclusive view to the players, who will be running onto the gridiron from a middle of the field level entrance after exiting the football complex through a tunnel.

On Jan. 1, 2018, renovations began on the football complex, which includes dramatic changes to the training areas and improving the overall student-athlete experience. An additional 100,000 square feet will allow the team's weight room and conditioning center to double in size, creating space for team workouts, conditioning, and an enhanced athletic training space equipped with a state-of-the-art hydrotherapy area.

A luxurious and spacious players' lounge, improvements for coaches' offices and the team locker room, and expansive theatre-style meeting areas also will be among the major improvements.

Cardinal Stadium, which first opened in 1998, featured a capacity of 42,000 and was expanded in 2010

to the present capacity of 55,000. In the last expansion, approximately 12,000 additional chairback seats were added to a second deck on the east side of the stadium in the UPS Flight Deck. The project included 33 new luxury suites on the Stites & Harbison Suite Level and 2,000 premium loge seats were added to the east side.


A 60-foot wide Norton's Terrace was constructed at the top of the south end zone, connecting the east and west sides of the stadium. Also included in the previous expansion was the PNC Club, a 20,000-square-foot, glass-enclosed area that stretches from end zone to end zone at the loge level on the east side of the stadium.

The temperature-controlled club features a full-service bar, concessions, large-screen televisions, lounge seating and tables. It also has more than 1,700 outdoor seats under cover with heaters and fans.

In addition to being available during football games, the PNC Club is used for other community and campus events throughout the year.

Still in place from the original construction, the impressive Brown and Williamson Club highlights the stadium's west side. The space extends the length of the football field and contains 28 suites. It has served as host to numerous banquets and parties.

Since 1998, the Cardinals are 96-36 at home and compiled a school record 20-game-home winning streak, which was snapped in 2007.



Stadium Facts

Stadium Record

The Cardinals are 96-36 all-time at home.

Seating Capacity

Built in 1998, stadium capacity is currently at approximately 60,800, including suites.

Playing Field

Louisville switched from natural grass to Field Turf for the 2003 season and was replaced again in 2014.

Card March

Fans are encouraged to meet the team when the Cardinals arrive for Card March, approximately 2:15 prior to kickoff. The team buses will arrive at Denny Crum Overpass and will unload and walk down the stairs. The players and coaches will make their way through the crowd behind the marching band and cheerleaders before entering the stadium.

Top Cardinal Stadium Crowds

1.	55,632	vs. Florida State, 9/17/16
2.	55,588	vs. Clemson, 9/16/17
3.	55,428	vs. Miami, 9/1/14
4.	55,414	vs. Florida State, 10/30/14
5.	55,398	vs. Clemson, 9/17/15
6.	55,386	vs. Kentucky, 9/2/12
7.	55,332	vs. Ohio, 9/1/13
8.	55,327	vs. Kentucky, 9/4/10
9.	55,218	vs. NC State, 10/22/16
10.	55,215	vs. UCF, 10/18/13
11.	55,168	vs. Rutgers, 10/10/13
12.	55,121	vs. Duke, 10/14/16
13.	55,118	vs. Kentucky, 11/29/14
14.	55,106	vs. Cincinnati, 10/15/10
15.	54,923	vs. Western Kentucky, 9/15/18

Home Attendance Averages

1.	2016	6	324,391	54,065
2.	2014	6	317,829	52,972
3.	2013	7	370,396	52,914
4.	2010	7	354,557	50,648
5.	2012	7	349,938	49,991

Top Road Crowds

1.	95,670	Penn State	1996
2.	94,826	Tennessee	1993
3.	92,084	Tennessee	1987
4.	91,734	Ohio State	1991
5.	89,653	Ohio State	1992
6.	84,476	Florida State	1992
7.	83,362	Clemson	2016
8.	82,978	Clemson	2014
9.	80,795	Notre Dame	2014
10.	80,741	Florida State	2000

NUMERICAL ROSTER			No.	Name	Ht.	Wt.	Pos.	Cl.	Hometown (Previous School)
1	P.J. Mbanasor	CB	22	Yasir Abdullah	6-1	18	LB	FR	Miami, Fla. (Carol City)
1	TuTu Atwell	WR	32	Jacob Ables	5-11	187	WR	FR	Louisville, Ky. (Holy Cross)
2	Corey Reed	WR	1	Chatarius Atwell	5-9	156	WR	FR	Miami, Fla. (Northwestern)
2	Chandler Jones	CB	11	Kemari Averett	6-6	267	TE	SO	Atlanta, Ga. (Grady)
3	Cornelius Sturghill	CB	9	C.J. Avery	5-11	221	LB	SO	Grenada, Miss. (Grenada)
3	Malik Cunningham	QB	88	Jeffrey Banks	6-2	218	TE	SO	Olive Branch, Miss. (Pearl River)
4	Jawon Pass	QB	73	Mekhi Becton	6-7	355	OL	SO	Highland Springs, Va. (Highland Springs)
4	TreSean Smith	S	75	Robbie Bell	6-5	298	OL	R-SO	Hoschton, Ga. (Mill Creek)
5	Seth Dawkins	WR	66	Cole Bentley	6-3	316	OL	SO	Belfry, Ky. (Belfry)
5	Robert Hicks	LB	55	Michah Bland	6-2	290	OL	FR	Louisville, Ky. (Male)
6	Russ Yeast	CB	13	P.J. Blue	6-3	221	LB	R-SO	Jemison, Ala. (Park Crossing)
6	Travis Jordan	QB	89	Adonis Boone	6-5	295	OL	FR	Daytona Beach, Fla. (Mainland)
7	Dez Fitzpatrick	WR	41	Michael Boykin	6-6	290	DL	SO	Carrlton, Ga. (Mississippi Gulf Coast CC)
7	Jonathan Greenard	DE	29	Jarius Brents	5-10	181	CB	FR	Louisville, Ky. (Waggener)
8	Jatavious Harris	WR	36	Maurice Burkley	5-9	212	RB	R-FR	Naperville, Ill. (Metea Valley)
8	Jarrett Jackson	DE	10	Rodjay Burns	6-0	190	CB	R-SO	Louisville, Ky. (Trinity)
9	C.J. Avery	LB	53	Amonte Caban	6-1	253	DE	R-JR	Smiths, Ala. (Smiths Station)
9	Jaylen Smith	WR	37	Ryan Chalifoux	6-1	199	K	R-FR	Champaign, Ill. (Champaign Central)
10	Javian Hawkins	RB	12	Marlon Character	6-1	194	CB	SO	Atlanta, Ga. (Northwest Mississippi CC/Grady)
10	Rodjay Burns	CB	50	Jean Luc-Childs	6-3	320	OL	FR	Woodbridge, Va. (Old Dominion)
11	Dee Smith	S	61	Caleb Chandler	6-4	295	OL	R-FR	Jefferson, Ga. (Jefferson)
11	Kemari Averett	TE	92	Malik Clark	6-2	272	DE	R-FR	Milledgeville, Ga. (Baldwin)
12	Marlon Character	CB	34	Joe Comer	5-10	170	DB	R-SO	Decatur, Ga. (Cedar Grove/West Georgia)
12	Trey Smith	RB	45	Blanton Creque	5-11	192	K	R-JR	Shelbyville, Ky. (Collins)
13	P.J. Blue	LB	80	Hunter Crowe	6-1	224	TE	FR	Louisville, Ky. (Butler)
14	Marcus Riley	WR	83	Micky Crum	6-4	258	TE	R-SR	Columbus, Ohio (Hamilton Township)
15	Sean McCormack	QB	3	Malik Cunningham	6-1	190	QB	R-FR	Montgomery, Ala. (Park Crossing)
15	Quen Head	LB	85	Jordan Davis	6-4	254	TE	R-JR	Clear Lake, Texas (Clear Lake)
17	Drew Zaubi	QB	5	Seth Dawkins	6-3	218	WR	JR	Columbus, Ohio (Franklin Heights)
17	Dorian Etheridge	LB	91	Derek Dorsey	6-3	286	DE	R-SO	Louisville, Ky. (Manual)
18	Justin Marshall	WR	24	Jack Duane	5-10	172	WR	R-SR	Chatham, N.J. (Chatham)
18	Tylus Hancock	LB	58	Dejmi Dumervil-Jean	6-5	378	DL	FR	Lauderdale Lakes, Fla. (St. Thomas Aquinas)
19	Hassan Hall	RB	17	Dorian Etheridge	6-3	230	LB	SO	Charleston, W. Va. (Capital)
20	Trenell Troutman	S	38	Jack Fagot	6-0	192	S	R-FR	Lexington, Ky. (Lexington Catholic)
21	London Iakopo	S	96	Henry Famurewa	6-2	293	DL	R-SR	Powder Springs, Ga. (McEachern)
22	Yasir Abdullah	LB	7	Dez Fitzpatrick	6-2	202	WR	R-SO	Farmington Hills, Mich. (Waterford Mott)
23	Harry Trotter	RB	39	Aaron Floyd	5-10	201	CB	JR	Florence, Ky. (Boone County)
23	Telly Plummer	CB	42	Marshon Ford	6-2	210	TE	FR	Louisville, Ky. (Ballard)
24	Jack Duane	WR	77	Linwood Foy	6-4	301	OL	SR	Los Angeles, Calif. (College of the Canyons)
24	Lamarques Thomas	S	95	Thurman Geathers	6-3	205	DE	FR	Acworth, Ga. (North Cobb)
25	Dae Williams	RB	90	Jared Goldwire	6-6	295	DL	SO	Tacoma, Wash. (Fort Scott CC)
26	Chris Taylor-Yamonoha	WR	39	Taveon Graves	5-5	178	RB	R-FR	Rineyville, Ky. (North Hardin)
27	Anthony Johnson	CB	7	Jonathan Greenard	6-4	263	DE	R-JR	Hiram, Ga. (Hiram)
28	Mason King	P	19	Hassan Hall	6-0	186	RB	FR	Atlanta, Ga. (Maynard Jackson)
29	Jarius Brents	CB	52	Mitch Hall	6-1	208	LS	SO	Clayton, N.C. (Clayton)
30	Khane Pass	S	18	Tylus Hancock	6-1	195	LB	FR	Marietta, Ga. (Lassiter)
31	Malik Staples	RB	87	Tyler Harrell	6-0	194	WR	FR	Miami, Fla. (Christopher Columbus)
32	Jabob Ables	WR	8	Jatavious Harris	6-1	188	WR	FR	Milledgeville, Ga. (Baldwin)
33	Colin Wilson	RB	10	Javian Hawkins	5-9	180	RB	FR	Titusville, Fla. (Cocoa)
34	Jeremy Smith	RB	60	Tyler Haycraft	6-3	295	OL	R-JR	Louisville, Ky. (St. Xavier)
34	Joe Comer	DB	15	Quen Head	6-2	206	LB	SO	Forsyth, Ga. (Hutchinson CC)
36	Evon O'Hara	K	5	Robert Hicks	6-1	248	LB	FR	Miami, Fla. (Central)
36	Maurice Burkley	RB	68	D.J. Horton	6-3	293	OL	FR	Louisville, Ky. (Manual)
37	Ryan Chalifoux	K	21	London Iakopo	6-0	213	S	R-SR	Carson, Calif. (Long Beach CC)
38	Jack Fagot	S	8	Jarrett Jackson	6-6	281	DE	FR	West Palm Beach, Fla. (Palm Beach Gardens)
39	Aaron Floyd	CB	42	Ori Jean-Charles	6-1	222	DB	R-FR	Monsey, N.Y. (Spring Valley)
39	Taven Graves	RB	27	Anthony Johnson	6-1	191	CB	R-FR	Coconut Creek, Fla. (Chaminade-Madonna)
			47	Austin Johnson	6-2	218	P	R-SO	Louisville, Ky. (DeSales)
			84	Josh Johnson	5-11	175	WR	SO	Atlanta, Ga. (Woodward Academy)
			2	Chandler Jones	5-10	181	CB	FR	Miami, Fla. (Central)
			56	Kam Jones	5-11	224	LB	R-FR	Gwinnett, Ga. (Peachtree Ridge)
			28	Mason King	6-3	212	P	R-JR	Louisville, Ky. (St. Xavier)
			57	Dayna Kinnaird	6-3	238	DE	R-FR	Jeffersonville, Ind. (Jeffersonville)
			44	Tobias Little	6-0	240	FB	R-SO	Atlanta, Ga. (Mays)
			99	Allen Love	6-2	284	DT	FR	Birmingham, Ala. (Huffman)
			46	Brendan Lowery	6-0	205	LS	JR	Barrington, Ill. (Barrington)
			18	Justin Marshall	6-3	204	WR	R-FR	Conyers, Ga. (Georgia Prep Sports Academy)
			41	Isaac Martin	6-1	256	FB	R-FR	Louisville, Ky. (Trinity)
			78	Max Martin	6-3	291	OL	R-FR	Louisville, Ky. (Trinity)
			1	P.J. Mbanasor	6-1	198	CB	R-JR	Pflugerville, Texas (Oklahoma/ Hendrickson)
			13	Sean McCormack	6-5	224	QB	R-SO	Darien, Ill. (Hinsdale)
			93	Gary McCrae	6-4	235	DE	SR	Cuthbert, Ga. (Randolph Clay)

72	Lukayus McNeil	6-6	328	OL	R-SR	Indianapolis, Ind. (Decatur Central)
36	Evan O'Hara	6-0	215	K	JR	Florence, Ky. (Boone)
97	Nick Okeke	6-3	242	LB	R-FR	Smyrna, TN (Smyrna)
4	Jawon Pass	6-4	231	QB	R-SO	Columbus, Ga. (Carver)
30	Khane Pass	6-1	205	S	R-JR	Columbus, Ga. (Carver)
86	Devante Peete	6-6	205	WR	R-JR	Pompano Beach, Fla. (St. Thomas Aquinas)
98	Tabarius Peterson	6-3	252	LB	R-SO	Tucker, Ga. (Tucker)
23	Telly Plummer	6-0	185	CB	FR	Riverdale, Ga. (Langston Hughes)
2	Corey Reed	6-3	206	WR	SO	Fulton, Ga. (Roswell)
14	Marcus Riley	5-10	170	WR	FR	Tallahassee, Fla. (Rickards)
40	Kaheem Roach	6-1	192	S	R-FR	Miramar, Fla. (Miramar)
94	G.G. Robinson	6-4	298	DL	R-JR	Lilburn, Ga. (Parkview)
65	Ronald Rudd	6-5	328	OL	R-JR	Rialto, Calif. (Chaffey College)
63	Nathan Scheler	6-1	293	OL	R-JR	Louisville, Ky. (St. Xavier)
62	Clayton Six	6-4	295	OL	FR	Louisville, Ky. (St. Xavier)
43	Damien Smith	6-1	225	LB	JR	Louisville, Ky. (Manual)
11	Dee Smith	6-1	208	S	SR	Florence, Ala. (Florence)
9	Jaylen Smith	6-4	220	WR	SR	Pascagoula, Miss. (Pascagoula)
34	Jeremy Smith	6-2	225	RB	R-SR	Hammond, La. (Fresno City CC)
4	TreSean Smith	6-1	202	CB	SO	Hamilton, Ohio (LaSalle)
12	Trey Smith	6-0	218	RB	R-JR	Madison, Miss. (Madison Central)
76	Wyatt Smock	6-3	290	OL	R-FR	Louisville, Ky. (St. Xavier)
70	Emmanuel Sowders	6-4	300	OL	FR	Louisville, Ky. (Jeffers town)
81	Emonee Spence	6-3	189	WR	R-JR	Pembroke Pines, Fla. (Flanagan)
31	Malik Staples	6-1	228	RB	JR	Suwanee, Ga. (Peachtree Ridge)
3	Cornelius Sturghill	5-11	188	CB	R-SR	Memphis, Tenn. (Melrose)
26	Chris Taylor-Yamanoha	6-2	182	WR	R-SO	Rohnert Park, Calif. (Rancho Cotate)
48	Jordan Thomas	5-11	160	WR	R-FR	Lexington, Ky. (Lafayette)
79	Kenny Thomas	6-6	328	OL	SR	Prattville, Ala. (Prattville)
24	Lamarques Thomas	6-0	180	S	JR	Clinton, Miss. (Clinton)
59	Caleb Tillman	6-3	292	DL	R-SO	Dothan, Ala. (Northview)
6	Jordan Travis	6-3	195	QB	FR	West Palm Beach, Fla. (Benjamin School)
20	Trennell Troutman	5-11	190	S	FR	Miami, Fla. (St. Thomas Aquinas)
82	Keion Wakefield	5-10	175	WR	R-SO	Louisville, Ky. (Male)
49	Boosie Whitlow	6-3	230	DL	R-JR	Opelika, Ala. (Opelika)
25	Dae Williams	6-1	232	RB	R-SO	Sapulpa, Okla. (Sapulpa)
33	Colin Wilson	6-1	225	RB	R-FR	Green Cove Springs, Fla. (Clay)
44	Jakson Wine	6-0	219	K	R-SO	Louisville, Ky. (North Oldham)
6	Russ Yeast	5-11	185	CB	SO	Greenwood, Ind. (Center Grove)
17	Drew Zaubi	6-4	208	QB	FR	Louisville, Ky. (South Oldham)

Interim Head Coach: Lorenzo Ward

Assistant Coaches: Grady Brown (Cornerbacks), Lonnie Galloway (Co-Offensive Coordinator/Wide Receivers), Chris Klenakis (Tight Ends), Kolby Smith (Running Backs), Mike Summers (Offensive Line), Brian VanGorder (Defensive Coordinator)

NUMERICAL ROSTER

40	Kaheem Roach	S
41	Isaac Martin	FB
41	Mike Boykin	DL
42	Marshon Ford	TE
42	Ori Jean Charles	LB
43	Damien Smith	LB
44	Tobias Little	FB
45	Blanton Creque	K
46	Brendan Lowery	LS
47	Austin Johnson	P
48	Jordan Thomas	WR
49	Boosie Whitlow	LB
50	Jean Luc-Childs	OL
52	Mitch Hall	LS
53	Amonte Caban	DE
55	Micah Bland	DL
56	Kam Jones	LB
57	Dayna Kinnaird	DE
58	Dejmi Dumervil-Jean	DL
59	Caleb Tillman	DL
60	Tyler Haycraft	OL
61	Caleb Chandler	OL
62	Clayton Six	OL
63	Nathan Scheler	OL
65	Ronald Rudd	OL
66	Cole Bentley	OL
68	D.J. Horton	OL
70	Emmanuel Sowders	OL
72	Lukayus McNeil	OL
73	Mehki Becton	OL
75	Robbie Bell	OL
76	Wyatt Smock	OL
77	Linwood Foy	OL
78	Max Martin	OL
79	Kenny Thomas	OL
80	Hunter Crowe	TE
81	Emonee Spence	WR
82	Keion Wakefield	WR
83	Micky Crum	TE
84	Josh Johnson	WR
85	Jordan Davis	TE
86	Devante Peete	WR
87	Tyler Harrell	WR
88	Jeffrey Banks	TE
89	Adonis Boone	OL
90	Jared Goldwire	DL
91	Derek Dorsey	DL
92	Malik Clark	DE
93	Gary McCrae	DE
94	G.G. Robinson	DL
95	Thurman Geathers	DE
96	Henry Famurewa	DL
97	Nick Okeke	LB
98	Tabarius Peterson	DE
99	Allen Love	DL

Date	Opponent	Score	Overall	ACC	TV	Attend.
Sept. 1	vs. Alabama	14-51	0-1	0-0	ABC	57,280
Sept. 8	Indiana State	31-7	1-1	0-0	ACC Net.	44,520
Sept. 15	Western Kentucky	20-17	2-1	0-0	RSN	54,923
Sept. 22	*at Virginia	3-27	2-2	0-1	RSN	34,446
Sept. 29	*Florida State	24-28	2-3	0-2	ESPN2	52,798
Oct. 5	*Georgia Tech	31-66	2-4	0-3	ESPN	51,658
Oct. 13	*at Boston College	20-38	2-5	0-4	RSN	31,478
Oct. 27	*Wake Forest	35-56	2-6	0-5	RSN	49,603
Nov. 3	*at Clemson	16-77	2-7	0-6	ABC	78,741
Nov. 9	*at Syracuse	23-54	2-8	0-7	ESPN2	42,797
Nov. 17	*NC State	10-52	2-9	0-8	Raycom	48,265

*indicates conference game

TEAM STATISTICS

	LOU	OPP
SCORING	227	473
Points Per Game	20.6	43.0
Points Off Turnovers	16	135
FIRST DOWNS	215	251
Rushing	88	139
Passing	111	98
Penalty	16	14
RUSHING YARDAGE	1472	2987
Yards gained rushing	1824	3174
Yards lost rushing	352	187
Rushing Attempts	373	507
Average Per Rush	3.9	5.9
Average Per Game	133.8	271.5
TDs Rushing	17	35
PASSING YARDAGE	2454	2214
Comp-Att-Int	202-378-15	170-266-4
Average Per Pass	6.5	8.3
Average Per Catch	12.1	13.0
Average Per Game	223.1	201.3
TDs Passing	10	22
TOTAL OFFENSE	3926	5201
Total Plays	751	773
Average Per Play	5.2	6.7
Average Per Game	356.9	472.8
KICK RETURNS: #-Yards	42-959	29-603
PUNT RETURNS: #-Yards	13-197	25-259
INT RETURNS: #-Yards	4-59	15-319
KICK RETURN AVERAGE	22.8	20.8
PUNT RETURN AVERAGE	15.2	10.4
INT RETURN AVERAGE	14.8	21.3
FUMBLES-LOST	23-10	12-7
PENALTIES-Yards	89-727	60-559
Average Per Game	66.1	50.8
PUNTS-Yards	64-2564	41-1639
Average Per Punt	40.1	40.0
Net punt average	35.4	33.7
KICKOFFS-Yards	48-2783	85-5287
Average Per Kick	58.0	62.2
Net kick average	39.7	40.3
TIME OF POSSESSION/Game	29:57	29:54
3RD-DOWN Conversions	57/155	80/154
3rd-Down Pct	37%	52%
4TH-DOWN Conversions	8/20	7/12
4th-Down Pct	40%	58%
SACKS BY-Yards	10-71	41-230
MISC YARDS	54	31
TOUCHDOWNS SCORED	29	63
FIELD GOALS-ATTEMPTS	9-11	11-15
ON-SIDE KICKS	0-0	0-0
RED-ZONE SCORES	(28-34) 82%	(49-55) 89%
RED-ZONE TOUCHDOWNS	(22-34) 65%	(41-55) 75%
PAT-ATTEMPTS	(26-29) 90%	(62-63) 98%
ATTENDANCE	301767	187462
Games/Avg Per Game	6/50294	4/46866
Neutral Site Games		1/57280

SCORE BY QUARTERS	1st	2nd	3rd	4th	Total
Louisville Cardinals	40	62	50	75	227
Opponents	119	122	121	111	473

RUSHING

	GP	Att	Gain	Loss	Net	Avg	TD	Long	Avg.
Cunningham, Mal	9	74	441	33	408	5.5	4	61	45.3
Hall, Has.	11	64	308	36	272	4.2	3	32	24.7
Smith, Trey	8	50	267	4	263	5.3	4	52	32.9
Wilson, Col.	7	37	183	9	174	4.7	1	29	24.9
Smith, Je.	8	32	160	7	153	4.8	0	28	19.1
Pass, Jaw.	11	76	306	213	93	1.2	2	49	8.5
Williams, Dae	4	22	85	14	71	3.2	2	21	17.8
Travis, Jor.	3	8	50	10	40	5.0	0	25	13.3
Hawkins, J.	3	2	8	0	8	4.0	0	7	2.7
McCormack, S.	1	1	6	0	6	6.0	0	6	6.0
Riley, Mar.	6	3	9	5	4	1.3	0	9	0.7
Becton, Mek.	11	1	1	0	1	1.0	1	1	0.1
Atwell, TuT.	11	1	0	5	-5	-5.0	0	0	-0.5
TEAM	4	2	0	16	-16	-8.0	0	0	-4.0
Total	11	373	1824	352	1472	3.9	17	61	133.8
Opponents	11	507	3174	187	2987	5.9	35	74	271.5

PASSING

	G	Effic	Cmp-Att-Int	Pct	Yds	TD	Lng	Avg.
Pass, Jaw.	11	109.68	162-300-12	54.0	1960	8	53	178.2
Cunningham, Mal	9	119.76	35-59-1	59.3	409	1	41	45.4
Travis, Jor.	3	80.46	4-14-1	28.6	71	1	31	23.7
McCormack, S.	1	3.52	1-5-1	20.0	14	0	14	14.0
Atwell, TuT.	11	0.00	0-0-0	0.0	0	0	0	0.0
Total	11	108.77	202-378-15	53.4	2454	10	53	223.1
Opponents	11	158.11	170-266-4	63.9	2214	22	65	201.3

RECEIVING

	G	No.	Yds	Avg	TD	Long	Avg/G
Smith, Jay.	11	34	519	15.3	1	42	47.2
Fitzpatrick, De	11	30	414	13.8	3	43	37.6
Atwell, TuT.	11	24	406	16.9	2	53	36.9
Dawkins, Set.	10	23	305	13.3	1	47	30.5
Crum, Mic.	11	21	215	10.2	1	25	19.5
Peete, Dev.	10	20	247	12.4	0	37	24.7
Hall, Has.	11	11	95	8.6	0	15	8.6
Smith, Trey	8	10	74	7.4	0	27	9.2
Averett, Kem.	6	8	65	8.1	2	15	10.8
Wilson, Col.	7	4	22	5.5	0	9	3.1
Smith, Je.	8	4	15	3.8	0	8	1.9
Riley, Mar.	6	3	9	3.0	0	6	1.5
Harrell, Tyl.	3	2	36	18.0	0	31	12.0
Davis, Jor.	9	2	23	11.5	0	17	2.6
Williams, Dae	4	2	-1	-0.5	0	0	-0.2
Wakefield, Kei.	8	1	7	7.0	0	7	0.9
Spence, Emo.	1	1	6	6.0	0	6	6.0
Hawkins, J.	3	1	4	4.0	0	4	1.3
Bentley, Col.	11	1	-7	-7.0	0	0	-0.6
Total	11	202	2454	12.1	10	53	223.1
Opponents	11	170	2214	13.0	22	65	201.3

PUNT RETURNS

	No.	Yds	Avg	TD	Long
Burns, Rod.	13	197	15.2	1	55
Total	13	197	15.2	1	55
Opponents	25	259	10.4	1	40

INTERCEPTIONS

	No.	Yds	Avg	TD	Long
Avery, C.J.	1	25	25.0	0	25
Burns, Rod.	1	34	34.0	0	34
Mbanasor, P.J.	1	0	0.0	0	0
Johnson, Ant.	1	0	0.0	0	0
Total	4	59	14.8	0	34
Opponents	15	319	21.3	3	95

KICK RETURNS

	No.	Yds	Avg	TD	Long
Hall, Has.	32	780	24.4	1	93
Burns, Rod.	3	35	11.7	0	24
Harrell, Tyl.	3	71	23.7	0	37
Yeast, Rus.	3	59	19.7	0	23
Sturghill, Cor.	1	14	14.0	0	14
Total	42	959	22.8	1	93
Opponents	29	603	20.8	1	77

SCORING

	TD	----- PATs -----							Points
		FGs	Kick	Rush	Rcv	Pass	DXP	Saf	
Creque, Bla.	0	9-11	26-29	0-0	0	0-0	0	0	53
Cunningham, Mal	4	0-0	0-0	0-0	0	0-0	0	0	24
Hall, Has.	4	0-0	0-0	0-0	0	0-0	0	0	24
Smith, Trey	4	0-0	0-0	0-0	0	0-0	0	0	24
Fitzpatrick, De	3	0-0	0-0	0-0	0	0-0	0	0	18
Averett, Kem.	2	0-0	0-0	0-0	0	0-0	0	0	12
Williams, Dae	2	0-0	0-0	0-0	0	0-0	0	0	12
Atwell, TuT.	2	0-0	0-0	0-0	0	0-0	0	0	12
Pass, Jaw.	2	0-0	0-0	0-0	0	0-0	0	0	12
Burns, Rod.	1	0-0	0-0	0-0	0	0-0	0	0	6
Becton, Mek.	1	0-0	0-0	0-0	0	0-0	0	0	6
Wilson, Col.	1	0-0	0-0	0-0	0	0-0	0	0	6
Dawkins, Set.	1	0-0	0-0	0-0	0	0-0	0	0	6
Crum, Mic.	1	0-0	0-0	0-0	0	0-0	0	0	6
Smith, Jay.	1	0-0	0-0	0-0	0	0-0	0	0	6
Total	29	9-11	26-29	0-0	0	0-0	0	0	227
Opponents	63	11-15	62-63	0-0	0	0-0	0	0	473

TOTAL OFFENSE

	G	Plays	Rush	Pass	Total	Avg/G
Pass, Jaw.	11	376	93	1960	2053	186.6
Cunningham, Mal	9	133	408	409	817	90.8
Hall, Has.	11	64	272	0	272	24.7
Smith, Trey	8	50	263	0	263	32.9
Wilson, Col.	7	37	174	0	174	24.9
Smith, Je.	8	32	153	0	153	19.1
Travis, Jor.	3	22	40	71	111	37.0
Williams, Dae	4	22	71	0	71	17.8
McCormack, S.	1	6	6	14	20	20.0
Hawkins, J.	3	2	8	0	8	2.7
Riley, Mar.	6	3	4	0	4	0.7
Becton, Mek.	11	1	1	0	1	0.1
Atwell, TuT.	11	1	-5	0	-5	-0.5
TEAM	4	2	-16	0	-16	-4.0
Total	11	751	1472	2454	3926	356.9
Opponents	11	773	2987	2214	5201	472.8

FIELD GOALS

	FGM-A	Pct	01-19	20-29	30-39	40-49	50-99	Lg	BLK
Creque, Bla.	9-11	81.8	0-0	4-4	2-3	3-3	0-1	46	1

FG SEQUENCE Louisville Cardinals OPPONENTS

Alabama	-	(39),27
Indiana State	(43)	-
Western Kentucky	(23), (23)	32,(35),51
Virginia	(20)	32,(28),(24)
Florida State	(42)	-
Georgia Tech	(46)	(41)
Boston College	-	(38)
Wake Forest	-	-
Clemson	(25)	-
Syracuse	50, (31)	(31), (39), (35), (38)
NC State	(32), 36	(23)

Numbers in (parentheses) indicate field goal was made.

PUNTING

	No.	Yds	Avg	Long	TB	FC	I20	50+	Blkd
King, Mas.	63	2564	40.7	64	2	23	17	5	0
TEAM	1	0	0.0	0	0	0	0	0	1
Total	64	2564	40.1	64	2	23	17	5	1
Opponents	41	1639	40.0	61	3	10	10	7	1

KICKOFFS

	No.	Yds	Avg	TB	OB	Retn	Net	YdLn
Creque, Bla.	41	2357	57.5	10	0			
O'Hara, Eva.	7	426	60.9	1	1			
Total	48	2783	58.0	11	1	603	39.7	25
Opponents	85	5287	62.2	36	0	959	40.3	24

ALL-PURPOSE

	G	Rush	Rec	PR	KOR	IR	Tot	Avg/G
Hall, Has.	11	272	95	0	780	0	1147	104.3
Smith, Jay.	11	0	519	0	0	0	519	47.2
Fitzpatrick, De	11	0	414	0	0	0	414	37.6
Cunningham, Mal	9	408	0	0	0	0	408	45.3
Atwell, TuT.	11	-5	406	0	0	0	401	36.5
Smith, Trey	8	263	74	0	0	0	337	42.1
Dawkins, Set.	10	0	305	0	0	0	305	30.5
Burns, Rod.	10	0	0	197	35	34	266	26.6
Peete, Dev.	10	0	247	0	0	0	247	24.7
Crum, Mic.	11	0	215	0	0	0	215	19.5
Wilson, Col.	7	174	22	0	0	0	196	28.0
Smith, Je.	8	153	15	0	0	0	168	21.0
Harrell, Tyl.	3	0	36	0	71	0	107	35.7
Pass, Jaw.	11	93	0	0	0	0	93	8.5
Yeast, Rus.	10	0	0	0	59	0	59	5.9
Travis, Jor.	3	40	0	0	0	0	40	13.3
Avery, C.J.	8	0	0	0	0	25	25	3.1
Davis, Jor.	9	0	23	0	0	0	23	2.6
Sturghill, Cor.	11	0	0	0	14	0	14	1.3
Wakefield, Kei.	8	0	7	0	0	0	7	0.9
Total	11	1472	2454	197	959	59	5141	467.4
Opponents	11	2987	2214	259	603	319	6382	580.2

DEFENSIVE STATISTICS

	GP	Solo	Ast	Total	TFL/Yds	Sacks	Int-Yds	BrUp	QBH	Rcv-Yds	FF	Blk	Saf
11 Smith, Dee	11	34	31	65	1.5-4	0.5-3	.	1	1
17 Etheridge, Dor.	9	30	23	53	4.0-10	0.5-4	.	4	.	2-0	.	.	.
9A Avery, C.J.	8	28	21	49	2.5-8	0.5-1	1-25	2	.	1-0	1	.	.
98 Peterson, Tab.	11	27	21	48	6.5-32	2.0-14	.	1	1
30 Pass, Kha.	11	30	17	47	.	.	.	1
53 Caban, Amo.	11	27	16	43	5.5-21	2.0-14	.	.	1	1-30	.	.	.
21 Iakopo, Lon.	10	27	15	42	1.0-3	2-0	.	.	.
10 Burns, Rod.	10	22	16	38	1.5-4	.	1-34
97 Okeke, Nic.	11	21	17	38	1.0-1	1	.	.
13 Blue, P.J.	10	25	12	37	2.0-3
4A Smith, TreS.	11	21	10	31	.	.	.	1	.	.	1	.	.
3 Sturghill, Cor.	11	24	5	29	.	.	.	2	1
90 Goldwire, Jar.	9	12	14	26	1.0-1	.	.	.	3	.	1	1	.
96 Famurewa, Hen.	10	14	11	25	1.5-4	.	.	.	1
5A Hicks, Rob.	7	11	11	22	2.0-3	0.5-0
94 Robinson, G.G.	10	12	7	19	2.0-16	2.0-16	.	.	2
91 Dorsey, Der.	11	10	9	19	1.0-3	.	.	.	2
1 Mbanasor, P.J.	11	12	5	17	.	.	1-0	2
2A Jones, Cha.	10	11	5	16	.	.	.	1
8A Jackson, Jar.	10	9	7	16	3.0-20	2.0-19	.	1	.	.	1	.	.
27 Johnson, Ant.	11	12	2	14	2.0-3	.	1-0	2
1C Character, Mar.	10	7	7	14
41 Boykin, Mic.	10	4	5	9	0.5-0	.	.	.	1
22 Abdullah, Y.	10	3	5	8	.	.	.	1	1	.	.	1	.
58 Dumervil-Jean	8	1	6	7	0.5-0
24 Thomas, Lam.	9	4	2	6	1-0	.	.	.
1D Head, Que.	11	2	4	6
99 Love, All.	4	5	1	6
49 Whitlow, Boo.	6	1	3	4
6 Yeast, Rus.	10	1	3	4
9 Smith, Jay.	11	3	.	3	1	.	.
23 Plummer, Tel.	9	1	2	3
4 Pass, Jaw.	11	3	.	3
20 Troutman, T.	8	3	.	3
36 O'Hara, Eva.	5	2	1	3
92 Clark, Mal.	6	3	.	3	2.0-2
52 Hall, Mit.	8	1	1	2
86 Peete, Dev.	10	.	2	2
66 Bentley, Col.	11	2	.	2
77 Foy, Lin.	11	2	.	2
3C Burkley, Mau.	9	1	.	1
1G Averett, Kem.	6	1	.	1
12 Smith, Trey	8	1	.	1
40 Roach, Kah.	6	.	1	1
39 Floyd, Ant.	1	1	.	1
4C Ford, Mar.	1	1	.	1
28 King, Mas.	11	1	.	1
43 Smith, Dami.	1	1	.	1
1A Atwell, TuT.	11	1	.	1
Total	11	475	318	793	41-138	10-71	4-59	19	14	7-30	6	2	.
Opponents	11	421	302	723	85.0-338	41-230	15-319	31	36	10-44	16	4	.

LOUISVILLE GIVEAWAY/TAKEAWAY

Game	Fum	Int	Tot	Fum	Int	Tot	Dif.
Alabama	0	2	2	1	0	1	-1
Indiana State	1	1	2	0	0	0	-2
W. Kentucky	0	1	1	0	1	1	0
Virginia	1	2	3	0	1	1	-2
Florida State	1	2	3	1	0	1	-2
Georgia Tech	2	1	3	0	0	0	-3
Boston College	0	1	1	2	0	2	+1
Wake Forest	1	0	1	0	0	0	-1
Clemson	1	2	3	1	1	2	-1
Syracuse	4	2	2	2	1	3	-1
NC State	1	1	2	0	0	0	-2

FUMBLES

Name	Fumbles-Lost
Jawon Pass	11-3
Hassan Hall	3-1
Trey Smith	1-1
Javian Hawkins	1-1
Micky Crum	1-1
Colin Wilson	1-0
Marcus Riley	1-1
Amonte Caban	1-1
Malik Cunningham	1-1

OPENING DRIVES — OFFENSE

Game	1st Half	Second Half
Alabama	Punt	Punt
Indiana State	Punt	Punt
W. Kentucky	Punt	Field Goal
Virginia	Punt	Field Goal
Florida State	Punt	Punt
Georgia Tech	Downs	Fumble
Boston College	Punt	Punt
Wake Forest	Touchdown	Touchdown
Clemson	Punt	Punt
Syracuse	Punt	Punt
NC State	FG	Fumble
Kentucky		

OPENING DRIVES — DEFENSE

Game	1st Half	Second Half
Alabama	Touchdown	Touchdown
Indiana State	Punt	Punt
W. Kentucky	Interception	Punt
Virginia	Missed FG	Interception
Florida State	Punt	Punt
Georgia Tech	Touchdown	Touchdown
Boston College	Touchdown	Punt
Wake Forest	Touchdown	Touchdown
Clemson	Touchdown	Touchdown
Syracuse	Fumble	Touchdown
NC State	Punt	Touchdown
Kentucky		

CARDS ON COIN FLIPS

Game	Flip	Result
Alabama	Lost (D)	L, 14-51
Louisville	Won (O)	W, 31-7
W.ky Kentucky	Won (O)	W, 20-17
Virginia	Won (O)	L, 3-27
Florida State	Loss (O)	L, 24-28
Georgia Tech	Won (O)	L, 31-66
Boston College	Won (O)	L, 20-38
Wake Forest	Won (O)	L, 35-56
Clemson	Won (D)	L, 16-77
Syracuse	Loss (O)	L, 23-54
NC State	Won (D)	L, 10-52
Kentucky		

TACKLES

	UA-A	TOT	UA	ISU	WKU	VA	FSU	GT	BC	WF	CLE	SYR	NCST	UK
Smith, Dee	34-31	65	2-4	1-3	5-2	2-6	6-1	3-2	2-7	4-1	1-0	5-3	3-2	
Etheridge, Dor.	30-23	53	0-4	2-2	DNP	DNP	5-3	4-3	7-4	4-4	3-0	2-0	3-3	
Avery, C.J.	28-21	49	0-5	1-3	1-3	DNP	DNP	DNP	9-6	4-3	5-0	4-0	4-1	
Peterson, Tab.	27-21	48	1-2	5-3	6-3	1-2	1-2	3-0	2-1	1-2	1-1	3-0	3-5	
Pass, Kha.	30-17	47	3-1	1-3	3-4	1-0	3-1	6-2	4-3	3-2	1-0	2-1	3-0	
Caban, Amo.	27-16	43	1-2	2-3	1-1	4-1	0-1	3-4	2-0	6-1	2-0	4-0	2-3	
Iakopo, Lon.	27-15	42	2-4	1-0	5-3	DNP	1-0	4-0	1-4	3-3	3-0	5-0	2-1	
Okeke, Nic.	21-17	38	1-0	3-2	1-1	3-5	1-0	4-4	3-3	0-1	1-0	-	4-1	
Burns, Rod.	22-16	38	2-3	1-4	2-0	1-3	0-1	2-1	6-2	5-1	2-1	DNP	1-0	
Blue, P.J.	25-12	37	2-2	3-1	0-2	5-1	5-3	3-2	1-1	1-0	4-0	1-0	DNP	
Smith, TreS.	21-10	31	2-0	2-1	3-3	3-0	2-0	2-0	0-2	1-1	1-1	5-1	0-1	
Sturghill, Cor.	24-5	29	3-0	2-0	3-2	3-1	-	4-0	-	-	3-1	5-1	1-0	
Goldwire, Jar.	12-14	26	0-2	1-1	2-3	2-3	2-2	2-2	2-0	-	DNP	1-1	DNP	
Famurewa, Hen.	14-11	25	1-2	1-0	DNP	-	1-1	1-1	3-0	0-1	1-2	3-0	3-4	
Hicks, Rob.	11-11	22	-	-	5-6	DNP	DNP	2-2	2-2	DNP	2-0	0-1	DNP	
Robinson, G.G.	12-7	19	3-1	4-1	1-1	2-1	0-2	0-1	DNP	1-0	-	1-0	-	
Dorsey, Der.	10-9	19	1-1	2-3	1-1	-	-	1-2	0-1	1-0	-	2-1	2-0	
Mbanasor, P.J.	12-5	17	6-3	0-1	2-0	-	-	-	-	-	3-0	0-1	1-0	
Jackson, Jar.	9-7	16	1-4	1-3	3-0	-	1-0	-	-	1-0	1-0	1-0	DNP	
Jones, Cha.	11-5	16	1-0	1-0	2-2	2-0	-	DNP	1-0	3-1	0-1	-	1-1	
Johnson, Ant.	12-2	14	-	-	-	-	1-0	1-0	-	1-1	0-1	3-0	6-0	
Character, Mar.	7-7	14	DNP	0-2	2-1	-	-	-	1-1	1-1	1-0	-	2-2	
Boykin, Mic.	4-5	9	-	-	0-1	-	1-2	-	2-1	1-0	-	0-1	DNP	
Abdullah, Y.	3-5	8	DNP	0-1	0-1	2-0	-	-	0-2	1-1	-	-	-	
Dumervil-Jean	1-6	7	-	0-1	DNP	1-5	-	DNP	DNP	-	-	-	-	
Thomas, Lam.	4-2	6	1-0	-	1-1	2-0	0-1	-	-	DNP	DNP	-	-	
Head, Que.	2-4	6	-	-	1-0	0-1	0-1	-	0-2	-	-	-	1-0	
Love, All.	5-1	6	DNP	DNP	DNP	DNP	DNP	DNP	2-0	-	DNP	3-1	-	
Whitlow, Boo.	1-3	4	0-1	0-2	-	DNP	DNP	DNP	-	DNP	DNP	1-0	-	
Yeast, Rus.	1-3	4	0-1	-	-	1-1	-	-	-	-	-	DNP	0-1	
Clark, Mal.	3-0	3	-	DNP	DNP	DNP	DNP	-	1-0	1-0	-	1-0	DNP	
O'Hara, Eva.	2-1	3	-	1-0	DNP	-	DNP	DNP	-	DNP	DNP	DNP	1-1	
Smith, Jay.	3-0	3	-	-	-	-	-	-	1-0	-	-	2-0	-	
Pass, Jaw.	3-0	3	-	-	-	-	-	1-0	-	-	1-0	1-0	-	
Troutman, T.	3-0	3	DNP	-	DNP	-	-	1-0	-	-	2-0	DNP	-	
Plummer, Tel.	1-2	3	DNP	-	-	-	-	-	-	-	-	DNP	1-2	
Hall, Mit.	1-1	2	1-0	-	-	-	0-1	-	-	-	DNP	DNP	DNP	
Foy, Lin.	2-0	2	-	1-0	-	1-0	-	-	-	-	-	-	-	
Peete, Dev.	0-2	2	-	-	0-1	0-1	-	-	-	-	-	-	DNP	
Bentley, Col.	2-0	2	1-0	-	-	1-0	-	-	-	-	-	-	-	
Floyd, Ant.	1-0	1	DNP	DNP	DNP	DNP	DNP	DNP	DNP	DNP	1-0	DNP	DNP	
Atwell, TuT.	1-0	1	-	-	-	-	1-0	-	-	-	-	-	-	
Averett, Kem.	1-0	1	-	DNP	-	-	1-0	-	-	DNP	DNP	DNP	DNP	
Ford, Mar.	1-0	1	DNP	DNP	DNP	DNP	DNP	DNP	DNP	DNP	DNP	1-0	DNP	
King, Mas.	1-0	1	-	-	-	-	-	-	1-0	-	-	-	-	
Smith, Trey	1-0	1	-	-	DNP	1-0	-	-	-	-	-	DNP	DNP	
Burkley, Mau.	1-0	1	-	DNP	-	-	-	-	DNP	-	1-0	-	-	

SACKS

	UA-A	TOT	UA	ISU	WKU	VA	FSU	GT	BC	WF	CLE	SYR	NCST	UK
Robinson, G.G.	2-0	2.0	1.0-6	-	1.0-10	-	-	-	DNP	-	-	-	-	-
Peterson, Tab.	1-2	2.0	-	-	-	0.5-4	-	-	-	-	-	1.0-5	0.5-5	-
Caban, Amo.	2-0	2.0	-	-	-	-	-	-	1.0-9	1.0-5	-	-	-	-
Jackson, Jar.	2-0	2.0	-	1.0-10	1.0-9	-	-	-	-	-	-	-	DNP	-
Avery, C.J.	0-1	0.5	-	-	0.5-1	DNP	DNP	DNP	-	-	-	-	-	-
Etheridge, Dor.	0-1	0.5	-	-	DNP	DNP	-	-	-	-	-	-	0.5-4	-
Hicks, Rob.	0-1	0.5	-	-	0.5-0	DNP	DNP	-	-	DNP	-	-	-	DNP
Smith, Dee	0-1	0.5	-	-	-	0.5-3	-	-	-	-	-	-	-	-

TACKLES FOR LOSS

	UA-A	TOT	UA	ISU	WKU	VA	FSU	GT	BC	WF	CLE	SYR	NCST	UK
Peterson, Tab.	5-3	6.5	-	1.0-1	1.0-4	1.0-5	1.0-7	-	-	-	-	2.0-10	0.5-5	-
Caban, Amo.	4-3	5.5	-	-	-	0.5-1	-	0.5-2	1.0-9	2.0-7	-	1.0-1	0.5-1	-
Etheridge, Dor.	3-2	4.0	-	0.5-2	DNP	DNP	1.0-1	-	-	1.0-1	-	-	1.5-6	-
Jackson, Jar.	3-0	3.0	-	1.0-10	1.0-9	-	-	-	-	-	-	1.0-1	DNP	-
Avery, C.J.	2-1	2.5	-	-	0.5-1	DNP	DNP	DNP	1.0-2	-	1.0-5	-	-	-
Robinson, G.G.	2-0	2.0	1.0-6	-	1.0-10	-	-	-	DNP	-	-	-	-	-
Hicks, Rob.	1-2	2.0	-	-	0.5-0	DNP	DNP	0.5-2	1.0-1	DNP	-	-	DNP	-
Clark, Mal.	2-0	2.0	-	DNP	DNP	DNP	DNP	-	1.0-1	-	-	1.0-1	DNP	-
Johnson, Ant.	2-0	2.0	-	-	-	-	1.0-2	-	-	-	-	1.0-1	-	-
Blue, P.J.	2-0	2.0	-	-	-	1.0-2	1.0-1	-	-	-	-	-	DNP	-
Famurewa, Hen.	0-3	1.5	0.5-1	-	DNP	-	0.5-1	-	-	-	-	-	0.5-2	-
Smith, Dee	0-3	1.5	0.5-1	-	-	1.0-3	-	-	-	-	-	-	-	-
Burns, Rod.	1-1	1.5	-	1.5-4	-	-	-	-	-	-	-	DNP	-	-
Okeke, Nic.	1-0	1.0	-	-	-	-	-	-	1.0-1	-	-	-	-	-
Goldwire, Jar.	1-0	1.0	-	-	-	-	1.0-1	-	-	-	DNP	-	DNP	-
Dorsey, Der.	0-2	1.0	-	1.0-3	-	-	-	-	-	-	-	-	-	-
Iakopo, Lon.	1-0	1.0	-	-	-	DNP	-	-	-	-	-	1.0-3	-	-
Boykin, Mic.	0-1	0.5	-	-	-	-	0.5-0	-	-	-	-	-	DNP	-
Dumervil-Jean	0-1	0.5	-	-	DNP	0.5-0	-	DNP	DNP	-	-	-	-	-

PUNT RETURNS

	No-Yds	UA	ISU	WKU	VA	FSU	GT	BC	WF	CU	SU	ST
Burns, Rod.	13-197	-	3-86	1-36	2-13	3-13	-	2-4	1-45	-	DNP	1-0

KICK RETURNS

	No-Yds	UA	ISU	WKU	VA	FSU	GT	BC	WF	CU	SU	ST
Hall, Has.	32-780	1-61	-	1-19	2-30	2-47	6-138	3-72	5-98	8-247	2-27	2-41
Harrell, Tyl.	3-71	DNP	DNP	DNP	DNP	DNP	2-53	1-18	DNP	DNP	-	DNP
Yeast, Rus.	3-59	-	1-14	-	-	-	-	-	-	-	DNP	2-45
Burns, Rod.	3-35	3-35	-	-	-	-	-	-	-	-	DNP	-
Sturghill, Cor.	1-14	1-14	-	-	-	-	-	-	-	-	-	-

INTERCEPTION RETURNS

	No-Yds	UA	ISU	WKU	VA	FSU	GT	BC	WF	CU	SU	ST
Burns, Rod.	1-34	-	-	-	1-34	-	-	-	-	-	DNP	-
Mbanasor, P.J.	1-0	-	-	-	-	-	-	-	-	-	1-0	-
Johnson, Ant.	1-0	-	-	-	-	-	-	-	-	1-0	-	-
Avery, C.J.	1-25	-	-	1-25	DNP	DNP	DNP	-	-	-	-	-

FUMBLE RETURNS

	No-Yds	UA	ISU	WKU	VA	FSU	GT	BC	WF	CU	SU	ST
Caban, Amo.	1-30	-	-	-	-	-	-	-	-	1-30	-	-

Louisville Inside Opponent Red-Zone

Date	Opponent	Time Score	Times In RZ	Total Scored	Pts	Rush TDs	Pass TDs	TDs	FGsFailed to score inside RZ					Fumb	Half	Game
									Made	FGA	Downs	Int	Downs			
Sept. 1	Alabama	L, 14-51	3	2	14	2	0	2	0	0	1	0	0	0	0	0
Sept. 8	Indiana State	W, 31-7	2	2	14	2	2	0	0	0	0	0	0	0	0	0
Sept. 15	Western Kentucky	W, 20-17	4	4	20	2	2	0	2	0	0	0	0	0	0	0
*Sept. 22	Virginia	L, 3-27	1	1	3	0	0	0	1	0	0	0	0	0	0	0
*Sept. 29	Florida State	L, 24-28	4	3	21	3	1	2	0	0	0	0	1	0	0	0
Oct. 5	Georgia Tech	L, 31-66	2	1	7	1	1	0	0	0	0	1	0	0	0	0
Oct. 13	Boston College	L, 20-38	3	3	20	3	3	0	0	0	0	0	0	0	0	0
Oct. 27	Wake Forest	L, 35-56	4	4	28	4	3	1	0	0	0	0	0	0	0	0
Nov. 3	Clemson	L, 16-77	3	2	10	1	1	9	1	0	1	0	0	0	0	0
Nov. 10	Syracuse	L, 23-54	4	4	23	3	2	1	1	0	0	0	0	0	0	0
Nov. 17	NC State	L, 10-52	4	2	10	1	1	0	1	1	0	0	0	1	0	0
Nov. 24	Kentucky															
Totals			34	28	170	22	16	6	6	1	2	1	1	1	1	0
			28 of 34 (82.4%)													

Opponents Inside Louisville Red-Zone

Date	Opponent	Time Score	Times In RZ	Total Scored	Pts	Rush TDs	Pass TDs	TDs	Failed to score inside RZ					Fumb	Half	Game
									Made	FGA	Downs	Int	Downs			
Sept. 1	Alabama	L, 14-51	5	4	27	4	3	1	0	1	0	0	0	0	0	0
Sept. 8	Indiana State	W, 31-7	1	1	7	1	1	0	0	0	0	0	0	0	0	0
Sept. 15	Western Kentucky	W, 20-17	4	3	17	2	1	1	1	1	0	0	0	0	0	0
Sept. 22	Virginia	L, 3-27	6	4	20	2	1	1	2	1	0	0	0	1	0	0
Sept. 29	Florida State	L, 24-28	1	1	7	1	0	1	0	0	0	0	0	0	0	0
Oct. 5	Georgia Tech	L, 31-66	8	8	52	7	7	0	1	0	0	0	0	0	0	0
Oct. 13	Boston College	L, 20-38	4	3	21	3	3	0	0	0	1	0	0	0	0	0
Oct. 27	Wake Forest	L, 35-66	4	4	28	4	3	1	0	0	0	0	0	0	0	0
Nov. 3	Clemson	L, 16-77	7	7	49	7	3	4	0	0	0	0	0	0	0	0
Nov. 10	Syracuse	L, 23-54	8	7	37	4	4	0	3	0	0	1	0	0	0	0
Nov. 17	NC State	L, 10-52	7	7	45	6	3	3	1	0	0	0	0	0	0	0
Nov. 24	Kentucky															
Totals			55	49	310	41	29	12	8	3	1	1	0	1	0	0
			49 of 55 (89.1%)													

GAME-BY-GAME STATISTICS

Opponent	Score	First Downs				Pen	Rushing	Passing	Passing	Total Offense	Return	TO
		Total	Rush	Pass	Number-Yards		Comp-Att-Int	Yards	Plays-Yards	Yards		
Alabama	14-51	19/21	1/8	13/12	5/1	26-16/42-222	20-39-2/17-26-0	252/297	65-268/68-519	110/227	2/1	
Indiana State	31-7	19/12	12/8	6/2	1/2	38-199/50-174	14-22-1/3-12-0	164/37	60-363/62-211	100/83	2/0	
Western Kentucky	20-17	17/26	11/11	4/14	2/1	38-204/43-168	10-21-1/25-38-1	88/260	59-292/81-428	80/111	1/1	
Virginia	3-27	14/20	3/9	11/10	0/1	29-66/39-204	16-28-2/17-26-1	148/197	57-214/65-401	77/87	3/1	
Florida State	24-28	24/16	11/5	11/10	2/1	38-115/31-76	24-45-2/16-27-0	306/294	83-421/58-370	60/56	3/1	
Georgia Tech	31-66	23/28	7/27	14/1	2/0	23-113/65-542	27-44-1/1-2-0	370/12	67-483/67-554	191/141	3/0	
Boston College	20-38	15/20	4/14	10/6	1/0	32-47/61-251	17-35-1/16-22-0	170/179	67-217/83-430	94/150	1/2	
Wake Forest	35-56	31/28	11/18	19/10	1/0	36-174/48-368	30-54-0/16-24-0	358/223	90-532/72-591	143/92	1/0	
Clemson	16-77	16/28	8/17	8/8	0/3	36-81/37-492	17-34-2/14-20-1	231/169	70-312/57-661	277/104	3/2	
Syracuse	23-54	18/23	9/13	7/6	2/4	39-203/55-326	14-31-2/14-27-1	210/192	70-413/82-518	27/130	4/3	
NC State	10-52	19/29	11/9	8/19	0/1	38-254/36-164	13-25-1/31-42-0	157/354	63-411/78-518	86/44	2/0	
Totals	227-473	215/251	88/139	111/98	16/14	373-1472/507-2987	202-378-15/170-266-4	2454/2214	751-3926/773-5201	1245/1225	25/11	

Note: Game totals are displayed in the format TEAM/OPPONENT for each category

Opponent	3rd Down	4th Down	TOP	TOP	Avg	Avg	Avg	Punting	Penalties	Sacks By
	Conv.	Conv.	Possession	Margin	Yds/Rush	Yds/Pass	Yds/Play	Number-Avg	Number-Yards	
Alabama	4-14/10-15	0-1/0-0	28:51/31:09	-2:18	0.6/5.3	6.5/11.4	4.1/7.6	8-43.2/3-36.3	11-93/10-111	1/3
INDIANA ST	5-12/4-17	0-0/1-1	28:50/29:38	-0:48	5.2/3.5	7.5/3.1	6.1/3.4	6-46.5/11-36.7	7-75/6-45	1/3
W. KENTUCKY	2-11/9-17	1-2/0-1	24:36/35:24	-10:48	5.4/3.9	4.2/6.8	4.9/5.3	5-40.6/4-38.2	5-40/8-69	3/1
Virginia	3-11/9-16	1-3/0-0	26:05/33:55	-7:50	2.3/5.2	5.3/7.6	3.8/6.2	4-44.0/2-39.0	6-52/3-29	1/4
FLORIDA ST.	10-19/3-13	0-1/2-3	35:38/24:22	11:16	3.0/2.5	6.8/10.9	5.1/6.4	7-39.9/7-43.4	8-75/7-55	0/4
GA TECH	7-12/6-7	2-3/0-0	26:29/33:31	-7:02	4.9/8.3	8.4/6.0	7.2/8.3	2-41.5/0-0.0	4-35/4-50	0/2
Boston College	4-16/8-18	1-1/2-4	28:52/31:08	-2:16	1.5/4.1	4.9/8.1	3.2/5.2	10-33.4/4-41.5	4-33/7-60	1/7
WF	10-19/7-13	2-5/1-1	33:49/26:11	7:38	4.8/7.7	6.6/9.3	5.9/8.2	4-37.2/4-38.2	5-31/3-35	1/2
Clemson	6-16/7-8	1-3/0-0	37:30/22:30	15:00	2.2/13.3	6.8/8.4	4.5/11.6	6-37.3/1-44.0	10-100/3-15	0/6
Syracuse	3-13/7-16	0-1/1-2	30:31/29:29	1:02	5.2/5.9	6.8/7.1	5.9/6.3	7-41.3/2-44.0	17-125/7-65	1/6
ST	3-12/10-14	0-0/0-0	28:18/31:42	-3:24	6.7/4.6	6.3/8.4	6.5/6.6	5-40.4/3-46.7	12-68/2-25	1/3
Totals	57-155/80-154	8-20/7-12	329:29/328:59	0:30	3.9/5.9	6.5/8.3	5.2/6.7	64-40.1/41-40.0	727/559	10/41

LOUISVILLE INDIVIDUAL GAME HIGHS

Rushes	21	Malik Cunningham vs. W. Kentucky
Yards Rushing	129	Malik Cunningham vs. W. Kentucky
TD Rushes	3	Trey Smith vs. Wake Forest
Long Rush	61	Malik Cunningham vs. Syracuse
Pass attempts	54	Jawon Pass vs. Wake Forest
Pass completions	30	Jawon Pass vs. Wake Forest
Yards Passing	358	Jawon Pass vs. Wake Forest
TD Passes	2	Jawon Pass (3x, Mr. Georgia Tech)
Long Pass	53	Jawon Pass vs. Florida State
Receptions	8 (3x)	MR: TuTu Atwell, J. Smith vs. Wake Forest
Yards Receiving	132	TuTu Atwell vs. Wake Forest
TD Receptions	2	Kemari Averett vs. Alabama
Long Reception	53	TuTu Atwell vs. Florida State
Field Goals	2	Blanton Creque vs. W. Kentucky
Long Field Goal	46	Blanton Creque vs. Georgia Tech
Punts	9	Mason King vs. Boston College
Punting Avg	46.5	Mason King vs. Indiana State
Long Punt	64	Mason King vs. Indiana State
Punts inside 20	3	Mason King (2x, Mr. Florida State)
Long Punt Return	55	Rodjay Burns vs. Indiana State
Long Kickoff Return	61	Hassan Hall vs. Alabama
Tackles	15	C.J. Avery vs. Boston College
Sacks	1.0 (5x)	MR: Tabarius Peterson vs. Syracuse
Tackles For Loss	2.0	Tabarius Peterson vs. Syracuse
Interceptions	1 (3x)	MR: Anthony Johnson at Clemson

LOUISVILLE TEAM HIGHS

Rushes	39	vs. Syracuse
Yards Rushing	254	vs. NC State
Yards Per Rush	6.7	vs. NC State
TD Rushes	4	vs. Wake Forest
Pass attempts	54	vs. Wake Forest
Pass completions	30	vs. Wake Forest
Yards Passing	370	vs. Georgia Tech
Yards Per Pass	7.5	vs. Indiana State
TD Passes	3	vs. Georgia Tech
Total Plays	90	vs. Wake Forest
Total Offense	532	vs. Wake Forest
Yards Per Play	7.2	vs. Georgia Tech
Points	35	vs. Wake Forest
Sacks By	7	vs. Boston College
First Downs	31	vs. Wake Forest
Penalties	17	at Syracuse
Penalty Yards	125	at Syracuse
Turnovers	4	at Syracuse
Interceptions By	1 (2x)	MR: at Virginia
Punts	8	vs. Alabama
Punting Avg	46.5	vs. Indiana State
Long Punt	64	vs. Indiana State
Punts inside 20	3 (2x)	MR: vs. Florida State
Long Punt Return	55	vs. Indiana State

OPPONENT INDIVIDUAL GAME HIGHS

Rushes	28	David Bailey, Boston College
Yards Rushing	243	Matt Colburn, Wake Forest
TD Rushes	3	Matt Colburn, Wake Forest
Long Rush	74	Matt Colburn, Wake Forest
Pass attempts	36	Ryan Finley, NC State
Pass completions	26	Ryan Finley, NC State
Yards Passing	316	Ryan Finley, NC State
TD Passes	4	Ryan Finley, NC State
Long Pass	65	Eric Dungey, Syracuse
Receptions	8	Greg Dortch, Wake Forest
Yards Receiving	135	Greg Dortch, Wake Forest
TD Receptions	2	Nyqwan Murray, Florida State
Long Reception	65	Nykein Johnson, Syracuse
Field Goals	4	Andre Szmyt, Syracuse
Long Field Goal	39	Andre Szmyt, Syracuse
Punts	8	Travis Reiner, Indiana State
Punting Avg	47.0	Dom Maggio, Wake Forest
Long Punt	61	Logan Tyler, Florida State
Punts inside 20	3	Travis Reiner, Indiana State
Long Punt Return	40	Sean Riley, Syracuse
Long Kickoff Return	77	Josh Jacobs, Alabama
Tackles	11	Jonas Griffith, Indiana State
Sacks	3	Wyatt Ray, Boston College
Tackles For Loss	3.5	Quinnen Williams, Alabama
Interceptions	1	Several Players

OPPONENT TEAM HIGHS

Rushes	65	vs. Georgia Tech
Yards Rushing	542	vs. Georgia Tech
Yards Per Rush	13.3	at Clemson
TD Rushes	8	vs. Georgia Tech
Pass attempts	38	vs. W. Kentucky
Pass completions	25	vs. W. Kentucky
Yards Passing	297	vs. Alabama
Yards Per Pass	11.4	vs. Alabama
TD Passes	5	at Clemson
Total Plays	81	vs. W. Kentucky
Total Offense	661	at Clemson
Yards Per Play	11.6	at Clemson
Points	77	at Clemson
Sacks By	7	vs. Boston College
First Downs	29	vs. NC State
Penalties	10	vs. Alabama
Penalty Yards	111	vs. Alabama
Turnovers	2 (2x)	MR: at Clemson
Interceptions By	2 (4x)	MR: at Syracuse
Punts	11	vs. Indiana State
Punting Avg	46.7	vs. NC State
Long Punt	61	vs. Florida State
Punts inside 20	4	vs. Indiana State
Long Punt Return	40	at Syracuse

Alabama

#	Qtr	Clock	Spot	Plays	Yds	TOP	Result
1.	1	11:55	25	4	20	1:45	Punt
2.	1	7:04	17	3	(1)	1:00	Punt
3.	1	4:04	25	8	49	4:48	INT
4.	2	11:24	14	6	31	3:19	Punt
5.	2	6:18	20	4	20	1:33	Punt
6.	2	2:02	15	3	(6)	1:35	Punt
7.	2	0:03	25	1	(2)	0:03	Half
8.	3	15:00	25	6	10	3:50	Punt
9.	3	10:03	25	10	75	3:36	TD
10.	3	6:16	24	3	(4)	2:15	Punt
11.	3	0:45	6	6	26	1:11	Punt
12.	4	7:44	20	1	0	0:13	INT
13.	4	7:31	+37	5	32	1:53	Downs
14.	4	3:39	48	5	52	1:44	TD

Indiana State

#	Qtr	Clock	Spot	Plays	Yds	TOP	Result
1.	1	15:00	25	3	4	0:53	Punt
2.	1	12:04	+0	0	0	0:00	TD
3.	1	8:52	2	6	30	3:00	INT
4.	1	3:51	16	5	15	2:26	Punt
5.	2	13:32	10	5	17	2:33	Punt
6.	2	9:02	20	5	71	2:01	Fumble
7.	2	4:19	22	3	(1)	2:00	Punt
8.	3	13:24	28	3	2	1:48	Punt
9.	3	8:59	17	11	83	5:30	TD
10.	3	1:37	+23	4	23	1:40	TD
11.	4	11:17	42	5	32	1:34	FG
12.	4	8:42	44	4	56	1:42	TD
13.	4	5:15	19	7	36	3:43	Punt

Western Kentucky

#	Qtr	Clock	Spot	Plays	Yds	TOP	Result
1.	1	15:00	25	3	7	1:22	Punt
2.	1	10:34	+44	3	(3)	1:31	Punt
3.	1	7:26	+25	1	0	0:06	INT
4.	1	0:07	25	4	7	1:42	Downs
5.	2	12:40	19	8	27	3:52	Punt
6.	2	7:49	47	4	0	1:39	Punt
7.	2	2:59	13	12	81	2:46	FG
8.	3	12:32	33	8	61	3:25	FG
9.	3	2:35	+31	7	31	3:12	TD
10.	4	8:14	25	8	75	3:13	TD
11.	4	2:04	45	3	(2)	1:48	Punt
12.	4	0:00	34	0	0	0:00	Game

Virginia

#	Qtr	Clock	Spot	Plays	Yds	TOP	Result
1.	1	15:00	25	3	6	1:18	Punt
2.	1	10:36	20	9	34	6:01	Punt
3.	1	1:07	38	5	8	1:55	INT
4.	2	10:46	25	10	38	5:02	Downs
5.	2	2:23	37	3	2	1:28	Punt
6.	3	11:44	+3	4	0	1:59	FG
7.	3	5:47	25	8	37	3:32	INT
8.	4	13:08	25	4	0	1:54	Punt
9.	4	8:52	22	2	3	0:12	Fumble
10.	4	6:14	1	10	54	2:44	Downs

Florida State

#	Qtr	Clock	Spot	Plays	Yds	TOP	Result
1.	1	15:00	22	11	32	5:27	Punt
2.	1	8:08	+36	4	36	2:00	TD
3.	1	3:47	27	8	73	3:52	TD
4.	2	13:13	29	4	7	2:04	Punt
5.	2	9:15	20	3	0	0:27	Punt
6.	2	8:48	+42	2	24	0:47	Fumble
7.	2	5:14	46	3	6	0:55	Punt
8.	2	2:38	30	11	70	2:28	TD
9.	3	13:00	32	6	30	2:28	Punt
10.	3	8:35	15	10	23	5:47	Punt
11.	3	2:39	25	7	51	2:18	FG
12.	4	9:55	25	3	18	2:26	Punt
13.	4	5:58	29	8	50	4:02	INT
14.	4	1:13	25	4	1	0:37	INT

Georgia Tech

#	Qtr	Clock	Spot	Plays	Yds	TOP	Result
1.	1	15:00	19	5	31	2:44	Downs
2.	1	10:08	35	2	1	0:29	Fumble
3.	1	7:15	25	3	9	2:06	Punt
4.	1	0:03	29	8	71	3:41	TD
5.	2	6:46	25	12	75	3:57	TD
6.	2	0:32	12	5	59	0:32	FG
7.	3	8:02	20	3	21	1:09	Fumble
8.	3	4:19	25	7	21	3:44	Punt
9.	4	13:13	26	8	74	2:00	TD
10.	4	6:35	16	9	73	4:17	INT
11.	4	2:18	37	6	63	1:50	TD

Boston College

#	Qtr	Clock	Spot	Plays	Yds	TOP	Result
1.	1	15:00	24	3	-11	1:02	Punt
2.	1	12:23	08	3	9	2:09	Punt
3.	1	9:00	25	8	37	3:26	Punt
4.	1	5:26	+6	4	6	1:42	TD
5.	1	3:44	+40	5	40	2:07	TD
6.	1	0:04	32	3	6	0:42	Int
7.	2	13:01	27	9	73	3:24	TD
8.	2	5:59	19	3	1	2:17	Punt
9.	2	3:42	25	3	0	1:01	Punt
10.	2	0:04	45	0	0	0:04	Half
11.	3	10:03	20	3	6	2:06	Punt
12.	3	5:25	05	12	58	5:36	Punt
13.	4	10:30	25	5	15	0:58	Punt
14.	4	7:00	27	3	0	0:24	Punt
15.	4	3:34	09	3	-8	1:54	Punt

Wake Forest

#	Qtr	Clock	Spot	Plays	Yds	TOP	Result
1.	1	15:00	25	6	75	2:21	TD
2.	1	11:01	21	5	37	2:38	Punt
3.	1	6:16	22	3	9	2:00	Punt
4.	1	2:29	21	9	46	3:03	Downs
5.	2	13:25	+44	9	44	3:35	TD
6.	2	9:34	25	1	-2	0:14	Fumble
7.	2	9:20	25	9	40	2:58	Downs
8.	2	3:43	39	7	61	2:50	TD
9.	3	13:49	11	10	89	3:59	TD
10.	3	6:40	7	3	-1	0:58	Punt
11.	3	3:41	+40	3	40	1:04	TD
12.	3	1:07	26	8	27	2:58	Punt
13.	4	8:21	1	17	62	5:11	Downs

Clemson

#	Qtr	Clock	Spot	Plays	Yds	TOP	Result
1.	1	15:00	L25	6	75	2:21	TD
2.	1	11:01	L21	5	37	2:38	Punt
3.	1	6:16	L22	3	9	2:00	Punt
4.	1	2:29	L21	9	46	3:03	Downs
5.	2	13:25	W44	9	44	3:35	TD
6.	2	9:34	L25	1	-2	0:14	Fumble
7.	2	9:20	L25	9	40	2:58	Downs

8.	2	3:43	L39	7	61	2:50	TD
9.	3	13:49	L11	10	89	3:59	TD
10.	3	6:40	L7	3	-1	0:58	Punt
11.	3	3:41	W40	3	40	1:04	TD
12.	3	1:07	L26	8	27	2:58	Punt
13.	4	8:21	L1	17	62	5:11	Downs

Syracuse

#	Qtr	Clock	Spot	Plays	Yds	TOP	Result
1.	1	15:00	8	3	1	0:57	Punt
2.	1	14:03	39	5	19	3:14	Punt
3.	1	7:03	21	5	46	2:36	Missed FG
4.	1	3:45	25	3	5	1:19	Punt
5.	2	14:56	25	12	75	5:13	TD
6.	2	9:05	25	2	-1	0:08	Fumble
7.	2	8:06	25	2	3	0:32	INT
8.	2	5:58	25	2	-3	0:39	Fumble
9.	2	2:53	25	1	0	0:07	INT
10.	2	1:28	25	5	20	1:08	Punt
11.	3	13:34	17	3	-1	2:06	Punt
12.	3	6:50	20	3	-3	2:12	Punt
13.	3	3:13	5	7	95	3:07	TD
14.	4	13:44	25	5	16	2:23	Punt
15.	4	8:54	25	8	61	2:36	FG
16.	4	6:10	+34	4	5	1:54	Downs
17.	4	1:39	+36	2	36	0:20	TD

NC State

#	Qtr	Clock	Spot	Plays	Yds	TOP	Result
1.	1	13:32	L45	9	40	4:06	FG
2.	1	5:50	L25	5	16	2:40	Punt
3.	2	14:35	L21	3	-6	1:58	Punt
4.	2	9:31	L23	8	59	4:01	Missed FG
5.	2	0:56	L25	5	44	0:56	Half
6.	3	15:00	L22	3	0	0:48	Fumble
7.	3	13:31	L25	3	1	1:02	Punt
8.	3	11:03	L1	3	1	1:24	Punt
9.	3	9:10	L23	3	9	2:10	Punt
10.	3	5:49	L25	4	45	1:12	INT
11.	4	13:45	L25	6	75	3:01	TD
12.	4	5:00	L4	13	95	5:00	Half

LOUISVILLE'S LONGEST PLAYS

Rushing	61	Malik Cunningham vs. Syracuse (11/9/2018)
Rushing TD	52	Trey Smith vs. Wake Forest (10/27/2018)
Passing	53	TuTu Atwell from Jawon Pass vs. Florida State (9/29/2018)
Passing TD	34	J. Smith from M. Cunningham vs. Indiana State. (9/8/2018)
Punt Return	55	Rodjay Burns vs. Indiana State (9/8/2018)
Kick Return	93	Hassan Hall vs. Clemson (11/3/2018)
Interception	34	Rodjay Burns vs. Virginia (9/22/2018)
Punt	64	Mason King vs. Indiana State (9/8/2018)
Field Goal	43	Blanton Creque vs. Indiana State (9/8/2018)

LOUISVILLE'S LONGEST RUSHES

Yards	Type	Player(s)	Opponent
*20	Rush	Cunningham, Mal.	NC State
21	Rush	Cunningham, Mal.	NC State
21	Rush	Hall, Hassan	Clemson
21	Rush	Williams, Dae	Western Kentucky
21	Rush	Smith, Je.	Indiana State
25	Rush	Travis, Jor.	Georgia Tech
26	Rush	Wilson, Col.	Indiana State
28	Rush	Smith, Je.	NC State
29	Rush	Wilson, Col.	NC State
32	Rush	Hall, Hassan	NC State
52	Rush	Smith, Trey	Wake Forest
61	Rush	Cunningham, Mal.	Syracuse

LOUISVILLE'S LONGEST PASSES

53	Pass	Atwell, TuT. from Pass, Jaw.	Florida State
47	Pass	Dawkins, Set. from Pass, Jaw.	Alabama
43	Pass	Fitzpatrick, De. from Pass, Jaw.	Syracuse
42	Pass	Smith, Jay. from Pass, Jaw.	Florida State
*42	Pass	Fitzpatrick, De from Pass, Jaw.	Georgia Tech
41	Pass	Atwell, TuT from Cunningham, Mal.	Clemson
37	Pass	Peete, Dev. from Pass, Jaw.	Georgia Tech
*34	Pass	Smith, Jay. from Cunningham, Mal	Indiana State
31	Pass	Harrell, Tyl. from Travis, Jor.	Georgia Tech
31	Pass	Smith, Jay. from Cunningham, Mal	Western Kentucky
30	Pass	Atwell, TuT. from Pass, Jaw.	Alabama
30	Pass	Atwell, TuT. from Pass, Jaw.	Wake Forest
29	Pass	Smith, Jay. from Pass, Jaw.	NC State
29	Pass	Fitzpatrick, De. from Cunningham, Mal.	Clemson
*29	Pass	Atwell, TuT. from Travis, Jor.	Georgia Tech
*29	Pass	Atwell, TuT. from Pass, Jaw.	Georgia Tech
29	Pass	Atwell, TuT. from Pass, Jaw.	Wake Forest
27	Pass	Dawkins, Set. from Cunningham, Mal.	Clemson
27	Pass	Smith, Trey from Pass, Jaw.	Alabama
27	Pass	Peete, Dev. from Pass, Jaw.	Florida State
26	Pass	Dawkins, Set. from Pass, Jaw.	Syracuse
26	Pass	Dawkins, Set from Pass, Jaw,	Syracuse
25	Pass	Jay. Smith from Pass, Jaw.	Wake Forest
25	Pass	Crum, Mic. from Pass, Jaw.	Indiana State
24	Pass	Smith, Jay. from Pass, Jaw.	Florida State
23	Pass	Fitzpatrick, De from Pass, Jaw.	Florida State
23	Pass	Dawkins, Set. from Pass, Jaw,	Clemson
22	Pass	Smith, Jay, from Pass, Jaw.	Syracuse
22	Pass	Smith, Jay, from Pass, Jaw.	Syracuse
22	Pass	Smith, Jay. from Pass, Jaw.	Alabama
22	Pass	Crum, Mic. from Pass, Jaw.	Georgia Tech
22	Pass	Peete, Dev. from Pass, Jaw.	Boston College
21	Pass	Smith, Jay. from Pass, Jaw.	Florida State

LOUISVILLE'S LONGEST RETURN PLAYS

93	KR	Hall, Has.	Clemson
61	KR	Hall, Has.	Alabama
*55	PR	Burns, Rod.	Indiana State
45	PR	Burns, Rod.	Wake Forest
44	KR	Hall, Has.	Boston College
37	KR	Harrell, Tyl.	Georgia Tech
36	PR	Burns, Rod.	Western Kentucky
34	INT	Burns, Rod.	Virginia

34	KR	Hall, Has.	Georgia Tech
30	KR	Hall, Has.	Wake Forest
30	KR	Hall, Has.	Virginia
29	KR	Hall, Has.	Georgia Tech
27	KR	Hall, Has.	Clemson
27	KR	Hall, Has.	Florida State
27	PR	Burns, Rod.	Indiana State
26	KR	Hall, Has.	Clemson
25	KR	Hall, Has.	Clemson
25	INT	Avery, C.J.	Western Kentucky
25	KR	Hall, Has.	Georgia Tech
24	KR	Burns, Rod.	Alabama
23	KR	Yeast, Craig	NC State
22	KR	Yeast, Craig	NC State
22	KR	Hall Has.	NC State,
22	KR	Hall, Has.	Georgia Tech
21	KR	Hall, Has.	Clemson
21	KR	Hall, Has.	Wake Forest
20	KR	Hall, Has.	Florida State

Long Plays By The Yards

	No.	TD
100+	0	0
90-99	1	1
80-89	0	0
70-79	0	0
60-69	2	0
50-59	3	2
40-49	8	1
30-39	15	1
20-29	49	3

Long Plays By The Type

	No.	TD
Rushing	16	2
Passing	33	4
Punt returns	4	1
Kick returns	22	1
Interceptions	2	0
Fumble returns	1	0
Other	0	0
TOTAL	78	8

20-Yard Plus By Player

Player	No.	TD	R	P	KR	PR	IR	FR
Hall, Has.	20	1	2	0	18	0	0	0
Smith, Jay.	9	1	0	9	0	0	0	0
Atwell, TuT.	8	2	0	8	0	0	0	0
Burns, Rod.	6	1	0	0	1	4	1	0
Fitzpatrick, De	5	1	0	5	0	0	0	0
Dawkins, Set.	4	0	0	4	0	0	0	0
Cunningham, Malik	3	1	3	0	0	0	0	0
Peete, Dev.	3	0	0	3	0	0	0	0
Pass, Jawon	3	0	3	0	0	0	0	0
Wilson, Col.	3	0	3	0	0	0	0	0
Smith, Je.	2	0	2	0	0	0	0	0
Harrell, Tyl.	2	0	0	1	1	0	0	0
Crum, Mic.	2	0	0	2	0	0	0	0
Smith, Trey	2	1	1	1	0	0	0	0
Avery, C.J.	1	0	0	0	0	0	1	0
Travis, Jor.	1	0	1	0	0	0	0	0
Williams, Dae	1	0	1	0	0	0	0	0
Caban, Amonte	1	0	0	0	0	0	0	1
TOTAL	78	8	16	33	22	4	2	1

Rushing

25+ rushing attempts	27, Lamar Jackson at Wake Forest (10/28/17)
30+ rushing attempts	31, Lamar Jackson vs. Clemson (10/1/16)
40+ rushing attempts	40, Nathan Poole at Wichita State (11/4/78)
100+ yards rushing	100 Malik Cunningham vs. NC State (11/17/18)
150+ yards rushing	158, Lamar Jackson vs. Mississippi State (12/30/17)
200+ yards rushing	226, Lamar Jackson vs. Texas A&M (12/30/15)
Two 100-yard rushers	M. Williams (180), L. Jackson (111) vs. Syracuse (11/18/17)
Consec. 100-yard games	7, Lamar Jackson (BC, Florida St., Wake Forest, Virginia, Syracuse, Kentucky, Miss. St. '17)
Consec. 150-yard games	3, Lamar Jackson (Boston College, Florida State, Wake Forest '17)
Consec. 200-yard games	2, Bilal Powell (Memphis, Cincinnati, 2010)
50-yard+ run	61, Malik Cunningham vs. Syracuse (11/9/18)
70-yard+ run	75, Lamar Jackson vs. Mississippi State (12/30/17)
80-yard+ run	80, Jeremy Smith vs. Duke (10/14/16)
90-yard+ run	91, Howard Stevens vs. S. Illinois (11/13/71)
30-yard+ run by a QB	61, Malik Cunningham vs. Syracuse (11/9/18)
3 rushing TDs	3, Lamar Jackson at Wake Forest (10/28/17)
4 rushing TDs	4, Lamar Jackson vs. Florida State (9/17/16)
5+ rushing TDs	5, Eric Shelton vs. East Carolina (10/2/04)

Passing

30+ attempts	30, Jawon Pass vs. Wake Forest (10/27/18)
40+ attempts	45, Jawon Pass vs. Florida State (9/29/18)
50+ attempts	54, Jawon Pass vs. Georgia Tech (10/27/18)
20+ completions	23, Jawon Pass vs. Georgia Tech (10/5/18)
25+ completions	27, Lamar Jackson at Wake Forest (10/28/17)
30+ completions	30, Jawon Pass vs. Wake Forest (10/27/18)
3 TD passes	3, Lamar Jackson vs. Virginia (11/11/17)
4+ TD passes	4, Lamar Jackson at Boston College (11/5/16)
300+ yards passing	304, Jawon Pass vs. Florida State (9/29/18)
400+ yards passing	417, Lamar Jackson at Marshall (9/24/16)
Consec. 250-yard+ gms	4, L. Jackson (2017: vs. Purdue; N. Carolina; Clemson; NC State)
Consec. 300-yard+ gms	3, L. Jackson vs. Purdue (9/2/17); N. Carolina (9/9/17), Clemson (9/16/17)
50-yard+ completion	53, Jawon Pass to TuTu Atwell vs. Florida State (9/28/18)
70-yard+ completion	72, Lamar Jackson to Jaylen Smith vs. Syracuse (11/18/17)
80-yard+ completion	92, Adam Froman to Scott Long vs. Southern Miss (10/10/09)
90-yard+ completion	92, Adam Froman to Scott Long vs. Southern Miss (10/10/09)

Receiving

10+ receptions	10, Dez Fitzpatrick at NC State (10/5/17)
2 TD receptions	2, TuTu Atwell vs. Georgia Tech (10/5/18)
3+ TD receptions	3, James Quick vs. Florida State (10/17/15)
100+ receiving yards	132, TuTu Atwell vs. Wake Forest (10/27/18)
125+ receiving yards	132, TuTu Atwell vs. Wake Forest (10/27/18)
150+ receiving yards	183, Jaylen Smith at N. Carolina (9/9/17)
175+ receiving yards	183, Jaylen Smith at N. Carolina (9/9/17)
200+ receiving yards	214, DeVante Parker vs. Florida State (10/30/14)
Consec. 100-yard games	2, Dez Fitzpatrick (NC State, Boston College, 2017)
3+ Consec. 100-yard games	DeVante Parker (NC State, FSU, BC, 2014)

Team

300+ yards rushing	346 at Kentucky (11/25/17)
400+ yards rushing	411 vs. Syracuse (11/18/17)
Less than 15 yards net rushing	-1 vs. Pittsburgh (11/21/15)
Negative net rushing	-1 vs. Pittsburgh (11/21/15)
400+ yards passing	417 at Marshall (9/24/16)
500+ yards total offense	562 at Kentucky (11/25/17)
600+ yards total offense	727 vs. Syracuse (11/18/17)
Consec. games, 500+ total yds	2 (Syracuse, Kentucky, 2017)
4 consec. games, 500+ total yds	6 (Texas A&M, Char., SU, FSU, MU, CU (2015-16))
<200 yards total offense	171 vs. West Virginia (11/20/10)
<100 yards total offense	13 vs. Arizona State (9/19/92)
30+ first downs	31 vs. Wake Forest (10/27/18)
35+ first downs	38 vs. Murray State (9/30/17)
<10 first downs	9 vs. West Virginia (11/20/10)
40+ points	44 at Kentucky (11/25/17)
50+ points	56 vs. Syracuse (11/18/17)
60+ points	63 vs. Florida State (9/17/16)
70+ points	70 vs. Charlotte (9/1/16)
100+ yards in penalties	125 vs. Syracuse (11/9/18)
15+ penalties	17 vs. Syracuse (11/9/18)
5+ fumbles lost	5 vs. Western Kentucky (11/12/88)
Scored a Safety	vs. Syracuse (10/3/14)
Scored Two Safeties	vs. Syracuse (10/3/14)
Allowed a Safety	vs. LSU (12/31/16)
Forced 5 or more Turnovers	5 at Clemson (10/1/16)
Forced three or more fumbles	3 vs. Virginia (11/11/17)
Intercepted three or more passes	4 vs. Syracuse (11/18/17)
Committed four turnovers	4 vs. Syracuse (11/9/18)
Committed five turnovers	5 vs. West Virginia (11/22/08)
Committed six turnovers	7 at USF (11/17/07)
Recovered an on-side kick	1 vs. Pittsburgh (11/12/11)
Shutout	72-0 vs. FIU (9/21/13)
Shutout on road	62-0 at Temple (9/9/06)
Shutout vs. Conference opponent	56-0 vs. Memphis (10/9/10)
Shutout by, first half	at Virginia (9/22/18)
Shutout by, second half	vs. Boston College (10/24/15)
Shutout by, game	0-31 at Florida State (9/23/00)
Overtime game	#23 Cincinnati, 31-24 (OT) (12/5/13)
Come-from-behind win	W. Kentucky, trailed 17-13 in 4th quarter (9/15/18)
True freshman started at QB	Lamar Jackson vs. Texas A&M (12/30/15)
6+ TDs responsible for	6, Lamar Jackson at North Carolina (9/9/17)
4+ TDs scored	4, Lamar Jackson vs. Florida State (9/17/16)
3 field goals	3, Blanton Creque at Kentucky (11/25/17)
4+ field goals	4, Blanton Creque vs. NC State (10/22/16)
7+ PATs	7, Blanton Creque vs. Murray State (9/30/17)
8+ PATs	8, Blanton Creque at Marshall (9/24/16)
9+ PATs	9, Evan O'Hara vs. Charlotte (9/1/16)
50-yd+ FG	50 yards, John Wallace vs. Samford (9/26/15)
15+ Tackles	15, C.J. Avery vs. Boston College (10/13/18)
3+ tackles for loss	3.0, Trevon Young vs. Mississippi State (12/30/17)
5+ tackles for loss	7, Elvis Dumervil at Kentucky (9/4/05)
3+ sacks	3.0, James Hearn vs. Virginia (11/11/17)
2 interceptions	2, Trumaine Washington at Florida State (10/21/17)
3+ interceptions	3, Gerod Holliman at Boston College (11/8/14)
TD on a INT return	37 yards, Trumaine Washington vs. Kent State (9/23/17)
TD on a fumble return (def)	46 yards, Sheldon Rankins vs. BC (10/24/15)
TD on a punt return	55 yards, Rodjay Burns vs. Indiana State (9/8/18)
2+ TD on punt return	3 vs. Cincinnati (11/27/04)
TD on kickoff return	93 yards, Hassan Hall vs. Clemson (11/3/18)
TD on KO return to start game	100 yards, Adrian Bushell vs. UConn (11/19/11)
2-point conversion	1 vs. Wake Forest (10/28/17)
Blocked field goal	Jared Goldwire vs. W. Kentucky (9/15/18)

TD on blocked field goal	82 yards, Andrew Johnson at WVU (11/5/11)
Blocked punt	Devante Peete vs. Wake Forest (11/12/16)
TD on blocked punt	Charles Gaines vs. Connecticut (11/8/13)
Blocked extra point	vs. Clemson (9/16/17)
Defensive extra point	Ray Buchanan vs. Ohio State (9/14/91)
2+ blocked kicks, game	2 vs. Cincinnati (11/27/04)
Largest deficit overcome	23 points vs. Tulane (9/5/87)
Game-winning field goal	Blanton Creque vs. Florida State (10/21/17)

Opponents, Team

<10 yards net rushing	-14, Boston College (10/24/15)
<20 yards net rushing	19, Murray State (9/30/17)
<50 yards net rushing	17, North Carolina (9/9/17)
300+ yards rushing	326, Syracuse (11/9/18)
350+ yards rushing	492, Clemson (11/3/18)
400+ yards rushing	492, Clemson (11/3/18)
500+ yards rushing	542, Georgia Tech (10/5/18)
<100 yards passing	12, Georgia Tech (10/5/18)
300+ yards passing	354, NC State (11/17/18)
350+ yards passing	461, Wake Forest (10/28/17)
400+ yards total offense	518, NC State (11/17/18)
500+ yards total offense	518, NC State (11/17/18)
550+ yards total offense	661, Clemson (11/3/18)
<200 yards total offense	150, Kent State (9/23/17)
<150 yards total offense	80, Murray State (9/30/17)
<100 yards total offense	80, Murray State (9/30/17)
30+ first downs	30, Memphis (11/4/04)
<10 first downs	5, Murray State (9/30/17)
<5 first downs	4, Boston College (10/24/15)
40+ points	51, Alabama (9/1/18)
50+ points	52, NC State (11/17/18)
60+ points	66, Georgia Tech (10/5/18)
70+ points	77, Clemson (11/3/18)
100 yards in penalties	111, Alabama (9/1/18)
Scored a Safety	LSU (12/31/16)
Blocked punt	Boston College (10/13/18)
Blocked extra point	Boston College (10/13/18)
Blocked field goal	Syracuse (11/9/18)
TD on interception return	Isaiah Simmons, Clemson (11/3/18)
TD on punt return	Adam Humphries, Clemson (10/11/14)
TD on kickoff return	Josh Jacobs, Alabama (9/1/18)
TD on fumble return	Carlos Basham, Wake Forest(10/27/18)
TD on blocked punt	Travis Levy, Boston College (10/13/18)
TD on fumble recovery	Nyqwan Murray, Florida State (10/21/17)
2-point conversion	Virginia (10/29/16)

Opponents, Individual

30+ rushing attempts	39, AJ Dillon, Boston College (10/14/17)
100+ yards rushing	159, Moe Neal, Syracuse (11/9/18)
150+ yards rushing	159, Moe Neal, Syracuse (11/9/18)
200+ yards rushing	243, Matt Colburn, Wake Forest (10/27/18)
250+ yards rushing	272, AJ Dillon, Boston College (10/14/17)
Two 100-yard rushers	T. Marshall (175) & T. Oliver (103), Georgia Tech(10/5/18)
Three 100-yard rushers	Etienne (153), Dixon (116), Feaster (101), Clemson (11/3/18)
60-yard+ run	61, Moe Neal, Syracuse (11/9/18)
70-yard+ run	70, Tavien Feaster, Clemson (11/3/18)
80-yard+ run	81 yards, Travis Etienne, Clemson (9/16/17)
3+ rushing TDs	3, Matt Colburn, Wake Forest (10/27/18)

Passing

40+ attempts	44, Greg Ward Jr., Houston (11/17/16)
50+ attempts	51, Eric Dungey, Syracuse (9/9/16)
20+ completions	26, Ryan Finley, NC State (11/17/18)
25+ completions	26, Ryan Finley, NC State (11/17/18)
30+ completions	35, Maxwell Smith, Kentucky (9/2/12)
<10 compl. (at least 15 att.)	8, Stephen Johnson, Kentucky (11/25/17)
3 TD passes	4, Ryan Finley, NC State (11/17/18)
4+ TD passes	4, Ryan Finley, NC State (11/17/18)
250+ yards passing	316, Ryan Finley, NC State (11/17/18)
300+ yards passing	316, Ryan Finley, NC State (11/17/18)
350+ yards passing	461, John Wolford, Wake Forest (10/28/17)

Receiving

10+ receptions	10, Greg Dortch, Wake Forest (10/28/17)
100+ receiving yards	100, Kelvin Harmom, NC State (11/17/18)
125+ receiving yards	135, Greg Dortch, Wake Forest (10/28/17)
150+ receiving yards	167, Greg Dortch, Wake Forest (10/28/17)
200+ receiving yards	201, T.Y. Hilton, FIU (9/9/11)
50-yard+ reception	58, Nyqwan Murray, Florida State, (9/29/18)
60-yard+ reception	79, Jaylen Samuels, NC State (10/5/17)
70-yard+ reception	79, Jaylen Samuels, NC State (10/5/17)

No.	Name	GP/GS	ALA	ISU	WKU	VA	FSU	GT	BC	WF	WF	CLE	SYR	NCST	UK
22	Abdullah, Y.	10/-	...	XXX	XXX	XXX	XXX	XXX	XXX	XXX	XXX	XXX	XXX	XXX	XXX
1A	Atwell, TuT.	11/2	XXX	START	XXX	XXX	START	XXX	XXX	XXX	XXX	XXX	XXX	XXX	XXX
1G	Averett, Kem.	6/4	XXX	...	START	START	XXX	START	START
9A	Avery, C.J.	8/5	START	START	START	XXX	XXX	START	XXX	START	...	START
73	Becton, Mek.	11/11	START	START	START	START	START	START	START	START	START	START	START	START	START
75	Bell, Rob.	1/-	XXX
66	Bentley, Col.	11/11	START	START	START	START	START	START	START	START	START	START	START	START	START
13	Blue, P.J.	10/4	XXX	XXX	XXX	START	START	START	START	START	XXX	XXX	XXX
89	Boone, Ado.	4/-	XXX	XXX	...	XXX	XXX
74	Boone, Adonis	3/-	XXX	XXX	XXX
41	Boykin, Mic.	10/4	START	XXX	XXX	XXX	XXX	XXX	START	START	START	XXX
3C	Burkley, Mau.	9/-	XXX	...	XXX	XXX	XXX	XXX	...	XXX	XXX	XXX	XXX	XXX	XXX
10	Burns, Rod.	10/9	XXX	START	START	START	START	START	START	START	START	START	...	START	...
53	Caban, Amo.	11/3	START	XXX	XXX	XXX	XXX	START	XXX	XXX	XXX	XXX	START	XXX	...
61	Chandler, Cal.	4/3	XXX	START	START	START	START	START
1C	Character, Mar.	10/-	...	XXX	XXX	XXX	XXX	XXX	XXX	XXX	XXX	XXX	XXX	XXX	XXX
92	Clark, Mal.	6/-	XXX	XXX	XXX	XXX	XXX	XXX	XXX
45	Creque, Bla.	11/-	XXX	XXX	XXX	XXX	XXX	XXX	XXX	XXX	XXX	XXX	XXX	XXX	XXX
83	Crum, Mic.	11/9	START	XXX	START	START	START	START	START	START	START	START	START	XXX	...
3A	Cunningham, Mal	9/2	...	XXX	XXX	START	...	XXX	XXX	XXX	XXX	XXX	XXX	START	...
85	Davis, Jor.	9/2	XXX	...	XXX	XXX	...	XXX	XXX	START	XXX	START	START	START	START
5	Dawkins, Set.	10/5	START	XXX	XXX	XXX	...	XXX	XXX	START	START	START	START	START	START
91	Dorsey, Der.	11/8	XXX	START	START	START	XXX	START	START	START	START	START	START	START	XXX
1E	Duane, Jac.	1/-	XXX	...
58	Dumervi-Jean,D.	1/-	XXX
58	Dumervil-Jea	1/-	XXX
58	Dumervil-Jean	8/2	XXX	XXX	...	XXX	START	XXX	XXX	XXX	XXX	START	START
17	Etheridge, Dor.	9/9	START	START	START	START	START	START	START	START	START	START	START
38	Fagot, Jac.	5/-	XXX	XXX	...	XXX	...	XXX	...	XXX	...	XXX
96	Famurewa, Hen.	10/4	XXX	START	...	XXX	XXX	XXX	XXX	START	XXX	START	START	START	START
7A	Fitzpatrick, De	11/6	START	START	START	XXX	XXX	START	START	XXX	XXX	XXX	XXX	START	START
39	Floyd, Ant.	1/-	XXX
4C	Ford, Mar.	1/-	XXX
77	Foy, Lin.	11/11	START	START	START	START	START	START	START	START	START	START	START	START	START
90	Goldwire, Jar.	9/6	START	XXX	START	START	START	START	START	START	XXX	...	XXX
7	Greenard, Jon.	1/1	START
19	Hall, Has.	11/5	XXX	XXX	XXX	XXX	START	XXX	XXX	START	START	START	START	START	START
52	Hall, Mit.	8/-	XXX	XXX	XXX	XXX	XXX	XXX	XXX	XXX
87	Harrell, Tyl.	3/-	XXX	XXX	XXX
8	Harris, Jat.	3/-	XXX	XXX	XXX
1B	Hawkins, J.	3/-	...	XXX	...	XXX	...	XXX
60	Haycraft, Tyl.	11/-	XXX	XXX	XXX	XXX	XXX	XXX	XXX	XXX	XXX	XXX	XXX	XXX	XXX
1D	Head, Que.	11/-	XXX	XXX	XXX	XXX	XXX	XXX	XXX	XXX	XXX	XXX	XXX	XXX	XXX
5A	Hicks, Rob.	7/2	XXX	XXX	START	START	XXX	...	XXX	XXX	XXX
21	Iakopo, Lon.	10/-	XXX	XXX	XXX	...	XXX	XXX	XXX	XXX	XXX	XXX	XXX	XXX	XXX
8A	Jackson, Jar.	10/-	XXX	XXX	XXX	XXX	XXX	XXX	XXX	XXX	XXX	XXX	XXX
27	Johnson, Ant.	11/2	XXX	XXX	XXX	XXX	XXX	XXX	XXX	XXX	XXX	START	START	START	START
2A	Jones, Cha.	10/4	XXX	START	XXX	START	XXX	...	XXX	START	START	START	XXX	XXX	XXX
28	King, Mas.	11/-	XXX	XXX	XXX	XXX	XXX	XXX	XXX	XXX	XXX	XXX	XXX	XXX	XXX
99	Love, All.	4/-	XXX	XXX	...	XXX	XXX	XXX	XXX
46	Lowery, Bre.	4/-	XXX	XXX	XXX	XXX	XXX	XXX
18	Marshall, Jus.	5/-	...	XXX	...	XXX	XXX	XXX	XXX	XXX	XXX
1	Mbanasor, P.J.	11/2	START	XXX	START	XXX	XXX	XXX	XXX	XXX	XXX	XXX	XXX	XXX	XXX
15	McCormack, S.	1/-	XXX
93	McCrae, Gar.	2/-	XXX	XXX
72	McNeil, Luk.	11/11	START	START	START	START	START	START	START	START	START	START	START	START	START
36	O'Hara, Eva.	5/-	XXX	XXX	...	XXX	XXX	XXX	XXX
97	Okeke, Nic.	11/4	XXX	XXX	XXX	START	START	XXX	START	XXX	XXX	XXX	XXX	START	START
4	Pass, Jaw.	11/9	START	START	START	XXX	START	START	START	START	START	START	START	START	XXX
30	Pass, Kha.	11/11	START	START	START	START	START	START	START	START	START	START	START	START	START
86	Peete, Dev.	10/7	XXX	START	START	START	START	START	START	START	XXX	START	XXX
98	Peterson, Tab.	11/8	XXX	START	START	START	START	XXX	START	START	START	START	XXX	START	START
23	Plummer, Tel.	9/-	...	XXX	XXX	XXX	XXX	XXX	XXX	XXX	XXX	XXX	...	XXX	XXX
14	Riley, Mar.	6/-	...	XXX	XXX	XXX	XXX	...	XXX	XXX	XXX
40	Roach, Kah.	6/-	XXX	XXX	XXX	XXX	XXX	XXX
94	Robinson, G.G.	10/9	START	START	START	START	START	START	START	...	XXX	START	START	START	START
65	Rudd, Ron.	1/-	XXX
63	Scheler, Nat.	9/5	...	START	START	START	START	START	...	XXX	XXX	XXX	XXX	XXX	XXX
43	Smith, Dami.	1/-	XXX
11	Smith, Dee	11/10	START	START	START	XXX	START	START	START	START	START	START	START	START	START
9	Smith, Jay.	11/9	START	START	XXX	START	START	XXX	START	START	START	START	START	START	START
34	Smith, Je.	8/-	...	XXX	XXX	XXX	XXX	XXX	XXX	...	XXX	...	XXX	...	XXX
4A	Smith, TreS.	11/2	XXX	XXX	XXX	START	XXX	XXX	XXX	START	XXX	XXX	XXX	XXX	XXX
12	Smith, Trey	8/2	START	XXX	...	XXX	XXX	START	XXX	XXX	XXX
81	Spence, Emo.	1/-	XXX
3	Sturghill, Cor.	11/10	START	START	START	START	START	START	START	START	START	START	START	START	XXX
79	Thomas, Ken.	8/3	START	XXX	XXX	START	START	XXX	XXX	XXX	XXX	XXX
24	Thomas, Lam.	9/-	XXX	XXX	XXX	XXX	XXX	XXX	XXX	XXX	XXX	XXX	XXX
6A	Travis, Jor.	3/-	...	XXX	XXX	XXX
20	Troutman, T.	8/-	...	XXX	...	XXX	XXX	XXX	XXX	XXX	XXX	...	XXX	XXX	XXX
82	Wakefield, Kei.	8/-	XXX	XXX	XXX	XXX	XXX	XXX	XXX	...	XXX	XXX	XXX
49	Whitlow, Boo.	6/-	XXX	XXX	XXX	XXX	XXX	XXX	XXX	XXX
25	Williams, Dae	4/1	XXX	XXX	XXX	START
33	Wilson, Col.	7/3	XXX	START	START	XXX	XXX	XXX	START	START
6	Yeast, Rus.	10/-	XXX	XXX	XXX	XXX	XXX	XXX	XXX	XXX	XXX	...	XXX	XXX	XXX

PLAYS PER DRIVE

LOUISVILLE			
Opponent	Plys	Drives	Avg.
Alabama	65	14	4.6
Indiana State	60	13	4.6
Western Kentucky	59	12	4.9
Virginia	57	10	5.7
Florida State	83	14	5.9
Georgia Tech	67	11	6.1
Boston College	67	15	4.5
Wake Forest	90	14	6.4
Clemson	70	15	4.7
Syracuse	70	17	4.1
NC State	63	12	5.3
Kentucky			

OPPONENTS			
Opponent	Plys	Drives	Avg.
Alabama	68	14	4.9
Indiana State	62	14	4.4
Western Kentucky	81	12	6.8
Virginia	65	11	5.9
Florida State	58	15	3.8
Georgia Tech	67	11	6.1
Boston College	83	15	5.5
Wake Forest	72	14	5.1
Clemson	57	15	3.8
Syracuse	82	18	4.6
NC State	78	11	7.1
Kentucky			

OFFENSIVE TOUCHDOWN BREAKDOWN		
YARDS	No. of TD	No. TD Drives
1-10	9	3
11-20	3	0
21-30	2	0
31-40	0	2
41-50	1	0
51-60	1	2
61-70	0	0
71-80	1	9
81-90	0	0
91-99	0	1

TAKEAWAYS

Opponent	Takeaway	Qtr	Yd-Line	Result	Result of Drive
Alabama	Dorian Etheridge	1	L17	Fumble Recovery	Punt
Indiana State	--	--	--	--	--
W. Kentucky	C.J. Avery	1	L44	Interception	Punt
Virginia	Rodjay Burns	3	V3	Interception	Field Goal
Florida State	London Iakopo	2	V32	Fumble	Downs
Georgia Tech	--	--	--	--	--
Boston College	Dorian Etheridge	1	B6	Fumble	Touchdown
Boston College	Quen Head	1	B40	Fumble	Touchdown
Clemson	Anthony Johnson	2	L22	Interception	Punt
Clemson	Amonte Caban	3	L44	Fumble	Fumble
Syracuse	London Iakopo	1	L39	Fumble	Punt
Syracuse	P.J. Mbanasor	3	S0	Interception	Punt
Syracuse	C.J. Avery	4	S34	Fumble	Downs

TURNOVERS

Opponent	Takeaway	Qtr	Yd-Line	Result	Result of Drive
Alabama	Deionte Thompson	2	A25	Interception	Touchdown
Alabama	Shyheim Carter	4	0	Interception	Touchdown
Indiana State	Jonas Griffith	1	L32	Interception	Touchdown
Indiana State	Denzel Bonner	2	I9	Fumble	Punt
W. Kentucky	DeAngelo Malone	1	W25	Interception	Touchdown
Virginia	Charles Snowden	2	L32	Interception	Field Goal
Virginia	Bryce Hall	3	V38	Interception	Touchdown
Virginia	Charles Snowden	4	L25	Fumble	Touchdown
Florida State	Burns	2	F18	Fumble	Downs
Florida State	Westbrook	4	F19	Interception	Touchdown
Florida State	Samuels	4	F47	Interception	Game
Georgia Tech	Charlie Thomas	1	L36	Fumble	Touchdown
Georgia Tech	Charlie Thomas	3	L34	Fumble	Touchdown
Georgia Tech	Juanyeh Thomas	4	L0	Interception	Touchdown
Boston College	Hamp Cheevers	2	L32	Interception	Down
Wake Forest	Carlos Basham	2	L23	Fumble	Touchdown
Clemson	Isaiah Simmons	2	L27	Interception	Touchdown
Clemson	Tanner Muse	3	L34	Interception	Touchdown
Clemson	Cannon Smith	3	L44	Fumble	Touchdown
Syracuse	Alton Robinson	2	L24	Fumble	FG
Syracuse	Andre Cisco	2	L2	Interception	TD
Syracuse	Kingsley Jonathan	2	L22	Fumble	FG
Syracuse	Kielan Whitner	2	L39	Interception	Touchdown
NC State	Isaiah Moore	3	L22	Fumble	
NC State	Jarius Morehead	3	S1	Interception	Touchdown



LOUISVILLE **14**
0-1, 0-0



ALABAMA **51**
1-0, 0-0



LOUISVILLE **31**
1-1, 0-0



INDIANA STATE **7**
1-1, 0-0

GAME 1 ■ SEPT. 1 ■ ORLANDO, FLA. ■ CAMPING WORLD STADIUM

GAME 2 ■ SEPT. 8 ■ LOUISVILLE, KY. ■ CARDINAL STADIUM

Post-Game Notes

- The Cardinals are 7-2 in openers under head coach Bobby Petrino.
- Louisville finished the game with 268 yards of offense and 20 first downs.
- The Cardinals now have forced at least one turnover in 23 of the last 27 games.
- Jawon Pass made his first collegiate start at quarterback, completing 20-of-39 passes for 252 yards and 2 touchdowns. He finished the game with a 112.2 QB rating.
- Kemari Averett registered his first career multi-touchdown game. The sophomore totaled four catches for 30 yards and two scores.
- G.G. Robinson made four stops in the loss. He recorded his first career sack, bringing down Tua Tagovailoa for a six-yard loss in the first quarter.
- TreSean Smith had two tackles and forced his first career fumble.

Scoring Summary

	1	2	3	4	F
Louisville	0	0	7	7	14
Alabama	14	14	16	7	51

1st	UA	Jeudy 11-yd pass from Tagovailoa (Jones kick), 7-65, 3:05	0-7
	UA	Tagovailoa 9-yd run (Jones kick), 6-55, 2:00	0-14
2nd	UA	Harris 1-yd run (Jones kick), 6-75, 2:52	0-21
	UA	Jeudy 25-yd pass from Tagovailoa, 3-25, 0:18	0-28
3rd	UA	Jacobs 18-yd run (Jones kick failed), 4-63, 1:07	0-34
	UL	Averett 12-yd pass from Pass (Creque kick), 10-75, 3:36	7-34
	UA	Jacobs 77-yd kickoff return (Jones kick)	7-41
	UA	Jones 39-yd field goal, 6-37, 3:16	7-44
4th	UA	Carter 45-yd interception return (Jones kick)	7-51
	UL	Averett 8-yd pass from Pass (Creque kick), 5-52, 1:44	14-51

Team Statistics

	UL	ALA
First Downs	19	21
Rushes-Yards	26-16	42-222
Passing Yards	252	297
Pass Comp-Att-Int	20-39-2	17-26-0
Total Offense	268	519
Fumbles-Lost	0-0	1-1
Penalties-Yards	11-93	10-111
Punts-Yards (Avg./Net)	8-346 (43.2/33.2)	3-109 (36.3/36.3)
Kickoffs-Yards (Avg./Net)	3-180 (60.0/26.0)	9-532 (59.1/38.6)
Kickoff Returns (No.-Yds.-TD)	5-110-0	1-77-1
Punt Returns (No.-Yds.-TD)	0-0-0	4-80-0
Interceptions (No.-Yds.-TD)	0-0-0	2-70-1
Fumble Returns (No.-Yds.-TD)	0-0-0	0-0-0
Time of Possession	28:51	31:09
Third-Down Conversions	4-14	10-15
Fourth-Down Conversions	0-1	0-0
Red-Zone Scores-Chances	2-3	4-5
Sacks By (No.-Yds.)	1-6	3-12

Individual Statistics

	UL	ALA
Rushing:	T. Smith, 4-11-0	Harris, 7-55-0
Passing:	J. Pass, 20-39-2, 252yds 2 TD	Tagovailoa, 12-16-0, 227yds 2 TD
Receiving:	Averett, 4-30yds, 2 TD	D. Smith, 4-99yds, 0 TD
Tackles:	Mbanasor, 9 (6-3)	S. Smith, 6 (5-1)
Tackles for loss:	Robinson, 1-6yds	Q. Williams, 3.5-12yds
Sacks:	Robinson, 1-6yds	Moses & Buggs, 1-3yds
Interceptions:	None	Carter & D. Thompson, 1
Fumble Recoveries:	Etheridge, 1-0, 0 TD	None
Forced Fumbles:	TreSean Smith, 1	None

Post-Game Notes

- The Cardinals are 7-2 in home openers under head coach Bobby Petrino.
- All-time, the Cardinals are 65-32-3 in their home openers.
- Louisville has won 20-straight games against FCS opponents, including a 4-0 record under Petrino.
- The game lasted 5 hours and 35 minutes for the longest contest in program history.
- It is the first time in five years that Louisville has shut out a team in the last three quarters of a game (USF, Oct. 26, 2013).
- Rodjay Burns' 55-yard punt return TD is Louisville's first punt return TD since Jaire Alexander had one versus Florida State on Sept. 17, 2016.
- Mekhi Becton is the first offensive lineman to score a touchdown for Louisville since Kurt Quarterman in 2006.

Scoring Summary

	1	2	3	4	F
Indiana State	7	0	0	0	7
Louisville	7	0	7	17	31

1st	UL	Burns 55-yd punt return (Creque kick)	7-0
	IS	McCoy 2-yd run (Nunez kick), 5-22, 2:01	7-7
3rd	UL	Cunningham 1-yd run (Creque kick), 11-83, 5:30	14-7
4th	UL	Becton 1-yd run (Creque kick), 4-23, 1:40	21-7
	UL	Creque 43-yd field goal, 5-32, 1:34	24-7
	UL	Jay. Smith 34-yd pass from Cunningham (Creque kick), 4-56, 1:42	31-7

Team Statistics

	UL	ISU
First Downs	19	12
Rushes-Yards	38-199	50-174
Passing Yards	164	37
Pass Comp-Att-Int	14-22-1	3-12
Total Offense	363	211
Fumbles-Lost	3-1	1-0
Penalties-Yards	7-75	6-45
Punts-Yards (Avg./Net)	6-279 (46.5/46.5)	11-404 (36.7/27.1)
Kickoffs-Yards (Avg./Net)	6-369 (61.5/42.7)	2-128 (64.0/44.5)
Kickoff Returns (No.-Yds.-TD)	1-14-0	4-63-0
Punt Returns (No.-Yds.-TD)	3-86-1	0-0-0
Interceptions (No.-Yds.-TD)	0-0-0	1-20-0
Fumble Returns (No.-Yds.-TD)	0-0-0	0-0-0
Time of Possession	28:50	29:38
Third-Down Conversions	5-12	4-17
Fourth-Down Conversions	0-0	1-1
Red-Zone Scores-Chances	2-2	1-1
Sacks By (No.-Yds.)	1-10	3-14

Individual Statistics

	UL	ISU
Rushing:	Cunningham, 12-54-1	Keys, 20-102-0
Passing:	Cunningham, 6-7-0, 75yds, 1 TD	Kilpatrick, 3-9-0, 37yds, 0 TD
Receiving:	Jay. Smith, 2-38yds, 1 TD	Jones, 1-20yds, 0 TD
Tackles:	Peterson, 8 (5-3)	Griffith, 11 (5-6)
Tackles for loss:	Burns, 1.5-4yds	Thompson, 1.5-10yds
Sacks:	J. Jackson, 1.0-10yds	Thompson, 1.5-10yds
Interceptions:	None	Griffith, 1-20yds
Fumble Recoveries:	None	Bonner, 1
Forced Fumbles:	None	Newman & Thompson, 1

	LOUISVILLE	20
	2-1, 0-0	
	WESTERN KENTUCKY	17
	0-3, 0-0	

GAME 3 ■ SEPT. 15 ■ LOUISVILLE, KY. ■ CARDINAL STADIUM

Post-Game Notes

- Louisville holds a 20-12 series advantage, winning the last 10 games.
- Louisville won its seventh game in school history when trailing by 14 or more points before getting its first score.
- Louisville (Jared Goldwire) blocked a Western Kentucky field goal in the third quarter, the Cardinals' first blocked field goal since Purdue on Sept. 2, 2017.
- Louisville won its first game without a touchdown pass since beating Boston College 17-14 on Oct. 24, 2015
- Robert Hicks earned his first career start and paced the Cardinals' defense with 11 tackles.
- Dae Williams had two rushing touchdowns, the first running back with a pair of scores on the ground since Reggie Bonnafon versus Kentucky on Nov. 25, 2017.
- Malik Cunningham had 129 yards on the ground and is the fourth quarterback in Louisville history to rush for 100 yards in a game, joining Benny Russell, Jim Wagoner, and Lamar Jackson.

Scoring Summary

	1	2	3	4	F
W. Kentucky	7	7	0	3	17
Louisville	0	3	3	14	20

1st WK	Fourtenbary 9-yd pass from Shanley (Nuss kick), 16-80, 7:13	0-7
2nd WK	Shanley 3-yd run (Nuss kick), 2-31, 0:45	0-14
UL	Creque 23-yd field goal, 12-81, 2:46	3-14
3rd UL	Creque 23-yd field goal, 8-61, 3:25	6-14
4th UL	D. Williams 1-yd run (Creque kick), 7-31, 3:12	13-14
WK	Nuss 35-yd field goal, 14-68, 6:09	13-17
UL	D. Williams 1-yd run (Creque kick), 8-75, 3:13	20-17

Team Statistics

	UL	WKU
First Downs	17	26
Rushes-Yards	38-204	43-168
Passing Yards	88	260
Pass Comp-Att-Int	10-21-1	25-38-1
Total Offense	292	428
Fumbles-Lost	1-0	0-0
Penalties-Yards	5-40	8-69
Punts-Yards (Avg./Net)	5-203 (40.6/36.0)	4-153 (38.2/29.2)
Kickoffs-Yards (Avg./Net)	5-322 (64.4/41.8)	4-260 (65.0/41.5)
Kickoff Returns (No.-Yds.-TD)	1-19-0	4-88-0
Punt Returns (No.-Yds.-TD)	1-36-0	3-23-0
Interceptions (No.-Yds.-TD)	1-25-0	1-0-0
Fumble Returns (No.-Yds.-TD)	0-0-0	0-0-0
Time of Possession	24:36	35:24
Third-Down Conversions	2-11	9-17
Fourth-Down Conversions	1-2	0-1
Red-Zone Scores-Chances	4-4	3-4
Sacks By (No.-Yds.)	3-20	1-6

Individual Statistics

	UL	WKU
Rushing:	Cunningham, 21-129-0	Ferby, 16-74-0
Passing:	Cunningham, 10-18-0, 88yds, 0 TD	Shanley, 22-33-0, 240yds, 1 TD
Receiving:	Jay. Smith, 3-38yds, 0 TD	Fourtenbary, 5-34yds, 1 TD
Tackles:	Hicks, 11 (5-6)	Holt, 10 (7-3)
Tackles for loss:	Robinson, 1-10yds	Holt, 1.5-8yds
Sacks:	Robinson, 1-10yds	Holt, 1.0-6yds
Interceptions:	Avery, 1-25yds	Malone, 1-0yds
Fumble Recoveries:	None	None
Forced Fumbles:	None	Holt, 1

	LOUISVILLE	3
	2-2, 0-1	
	VIRGINIA	27
	3-1, 1-0	

GAME 4 ■ SEPT. 22 ■ CHARLOTTESVILLE, VA. ■ SCOTT STADIUM

Post-Game Notes

- Louisville owns a 4-3 series advantage, but the loss snapped the Cardinals' three-game winning streak in the series.
- Louisville moves to 3-2 in ACC openers under Bobby Petrino.
- Louisville didn't score an offensive touchdown for only the second time under head coach Bobby Petrino. The only other time it happened was in the 2016 Buffalo Wild Wings Citrus Bowl against LSU.
- The Cardinals averaged 9.3 yards per completion.
- Blanton Creque, with his 37th career field goal, moved into sole possession of fourth on the school's career list.
- Dez Fitzpatrick had a game-high five receptions and totaled 62 yards.
- Rodjay Burns recorded his first career interception during the third quarter and returned it 34 yards.

Scoring Summary

	1	2	3	4	F
Louisville	0	0	3	0	3
Virginia	0	6	7	14	27

2nd VA	Pearson 28-yd field goal, 6-22, 3:26	0-3
VA	Pearson 24-yd field goal, 8-57, 3:21	0-6
3rd UL	Creque 20-yd field goal, 4-0, 1:59	3-6
VA	Sharp 3-yd pass from Perkins (Pearson kick), 7-67, 3:58	3-13
4th VA	Reed 44-yd pass from Perkins (Pearson kick), 8-62, 4:07	3-20
VA	Perkins 8-yd run (Pearson kick), 4-25, 2:26	3-27

Team Statistics



	UL	VA
First Downs	14	20
Rushes-Yards	29-66	39-204
Passing Yards	148	197
Pass Comp-Att-Int	16-28-2	17-26-1
Total Offense	214	401
Fumbles-Lost	1-1	1-0
Penalties-Yards	6-52	3-29
Punts-Yards (Avg./Net)	4-176 (44.0/41.5)	2-78 (39.0/32.5)
Kickoffs-Yards (Avg./Net)	2-113 (56.5/39.0)	6-382 (63.7/42.0)
Kickoff Returns (No.-Yds.-TD)	2-30-0	2-35-0
Punt Returns (No.-Yds.-TD)	2-13-0	3-10-0
Interceptions (No.-Yds.-TD)	1-34-0	2-42-0
Fumble Returns (No.-Yds.-TD)	0-0-0	0-0-0
Time of Possession	26:05	33:55
Third-Down Conversions	3-11	9-16
Fourth-Down Conversions	1-3	0-0
Red-Zone Scores-Chances	1-1	4-6
Sacks By (No.-Yds.)	1-7	4-16

Individual Statistics

	UL	VA
Rushing:	Cunningham, 10-26-0	Perkins, 14-78-1
Passing:	Pass, 10-19-1, 113yds, 0 TD	Perkins, 17-24-1, 197yds, 2 TD
Receiving:	Fitzpatrick, 5-62yds, 0 TD	Zaccheaus, 4-29yds, 0 TD
Tackles:	D. Smith, 8 (2-6)	Snowden, 8 (3-5)
Tackles for loss:	D. Smith & Peterson, 1.0	Snowden, 1.5-8yds
Sacks:	D. Smith & Peterson, 0.5	Three, 1
Interceptions:	Burns, 1-34yds	Snowden & Hall, 1
Fumble Recoveries:	None	Snowden, 1-0 yds
Forced Fumbles:	None	Faumui, 1

	FLORIDA STATE	28
	3-2, 1-1	
	LOUISVILLE	24
	2-3, 1-1	

GAME 5 ■ SEPT. 29 ■ LOUISVILLE, KY ■ CARDINAL STADIUM

	GEORGIA TECH	66
	3-3, 1-2	
	LOUISVILLE	31
	2-4, 0-3	

GAME 6 ■ OCT. 5 ■ LOUISVILLE, KY ■ CARDINAL STADIUM

Post-Game Notes

- Florida State holds a 15-4 series advantage. The Seminoles' victory snapped a two-game losing streak to the Cardinals. The Seminoles are 6-2 against the Cardinals in games played in Louisville.
- All-time, the Cardinals are 7-4 on Sept. 29.
- Head coach Bobby Petrino owns a 119-51 career record, including a 77-30 mark at Louisville.
- Under head coach Bobby Petrino, Louisville is 27-9 in the month of September.
- Louisville totaled a season-high 421 yards of offense, surpassing the 400-yard plateau for the first time this season.
- The Cardinals have forced a turnover in 27 of the last 31 games.
- Louisville's 35:38 in time of possession is a season high. It is the first time this season the Cardinals had a higher time of possession than their opponent.

Scoring Summary

	1	2	3	4	F
Louisville	7	14	3	0	24
FSU	7	0	7	14	28

1st UL	Pass 14-yard run (Creque kick), 4-36, 2:00	7-0
1st FSU	Murray 17-yard pass from Francois (Aguayo kick), 7-75, 2:21	7-7
2nd UL	Crum 4-yard pass from Pass (Creque kick), 8-73, 3:52	14-7
2nd UL	Fitzpatrick 3-yard pass from Pass (Creque kick), 11-70, 2:28	21-7
3rd FSU	Terry 55-yard pass from Francois (Aguayo kick), 1-55, 0:9	21-14
3rd UL	Creque 42-yard field goal, 7-51, 2:18	24-14
4th FSU	McKitty 25-yard pass from Francois (Aguayo kick), 11-65, 5:26	24-21
4th FSU	Murray 58-yard pass from Francois (Aguayo kick), 5-81, 0:43	28-24

Team Statistic

	UL	FSU
First Downs	24	16
Rushes-Yards	115	76
Passing Yards	306	294
Pass Comp-Att-Int	24-45-2	16-27-0
Total Offense	421	370
Fumbles-Lost	5-1	1-1
Penalties-Yards	8-75	7-55
Punts-Yards (Avg./Net)	7-279 (39.9/33.3)	7-304 (43.4/38.7)
Kickoffs-Yards (Avg./Net)	5-270 (54.0/40.8)	5-323 (64.6/40.2)
Kickoff Returns (No.-Yds.-TD)	2-47-0	3-16-0
Punt Returns (No.-Yds.-TD)	3-13-0	3-26-0
Interceptions (No.-Yds.-TD)	0-0-0	2-0-0
Fumble Returns (No.-Yds.-TD)	0-0-0	1-14-0
Time of Possession	35:38	24:22
Third-Down Conversions	10-19	3-13
Fourth-Down Conversions	0-1	2-3
Red-Zone Scores-Chances	3-4	1-1
Sacks By (No.-Yds.)	0-0	4-36

Individual Statistics

	UL	FSU
Rushing:	T. Smith, 14-70-0	Akers, 17-48-0
Passing:	Pass, 24-45-2, 306yds, 2 TD	Francois, 16-27-0, 294 yds, 4 TD
Receiving:	Crum, 8-47yds, 1 TD	Murray, 6-1-14 yds, 2 TD
Tackles:	Etheridge, 8 (5-3) & Blue, 8 (5-3)	Westbrook, 10 (5-5)
Tackles for loss:	7 players with 1	Brooks, 2-10 & Burns, 2-17
Sacks:	0	Burns 2-17
Interceptions:	None	Westbrook & Samuels, 1
Fumble Recoveries:	Iakopo, 1-0 yds	Burns, 1-14 yds
Forced Fumbles:	None	Four players with 1

Post-Game Notes

- Louisville totaled a season-high 483 yards of offense, surpassing the 400-yard plateau for the second time this season.
- Georgia Tech's one pass completion is the lowest total for a Louisville opponent since Cincinnati didn't complete a pass in a 19-16 win over the Cardinals on Nov. 27, 1971, in Fairgrounds Stadium.
- Louisville scored 17 points in the second quarter, a season high in the frame.

Scoring Summary

	1	2	3	4	F
Louisville	0	17	0	14	31
GT	21	10	14	21	66

1st GT	Marshall 33-yard run (Wells kick), 5-50, 2:08	7-0
1st GT	Marshall 1-yard run (Wells kick), 5-30, 2:24	14-0
1st GT	Mason 2-yard run (Wells kick), 9-76, 5:06	21-0
2nd UL	Atwell 29-yard pass from Pass (Creque kick), 8-71, 3:41	21-7
2nd GT	Wells 41-yard field goal, 8-52, 4:36	24-7
2nd UL	T. Smith 5-yard run (Creque kick), 12-75, 3:57	24-14
2nd GT	Searcy 2-yard run (Wells kick), 9-62, 2:17	31-14
2nd UL	Creque 46-yard field goal, 5-59, 0:32	31-17
3rd GT	Searcy 1-yard run (Wells kick), 13-79, 6:58	38-17
3rd GT	Oliver 1-yard run (Wells kick), 5-34, 2:34	45-17
4th GT	Oliver 5-yard run (Wells kick), 5-87, 2:22	52-17
4th UL	Fitzpatrick 42-yard pass from Pass (Creque kick), 8-74, 2:00	52-24
4th GT	Howard 2-yard run (Wells kick), 8-75, 4:38	59-24
4th GT	Thomas 94-yard interception return (Wells kick)	66-24
4th UL	Atwell 29-yard pass from Travis (Creque kick), 6-63, 1:50	66-31

Team Statistic

	UL	GT
First Downs	23	28
Rushes-Yards	113	542
Passing Yards	370	12
Pass Comp-Att-Int	27-44-1	1-2-0
Total Offense	483	554
Fumbles-Lost	2-2	1-0
Penalties-Yards	4-35	4-50
Punts-Yards (Avg./Net)	2-83 (41.5/41.5)	0-0 (0.0/0.0)
Kickoffs-Yards (Avg./Net)	5-295 (59.0/41.2)	11-717 (65.2/41.0)
Kickoff Returns (No.-Yds.-TD)	8-191-0	2-39-0
Punt Returns (No.-Yds.-TD)	0-0-0	0-0-0
Interceptions (No.-Yds.-TD)	0-0-0	1-95-1
Fumble Returns (No.-Yds.-TD)	0-0-0	1-7-0
Time of Possession	26:29	33:31
Third-Down Conversions	7-12	6-7
Fourth-Down Conversions	2-3	0-0
Red-Zone Scores-Chances	1-2	8-8
Sacks By (No.-Yds.)	0-0	2-12

Individual Statistics

	UL	GT
Rushing:	J. Travis, 5-48-0	Marshall, 2-175-2
Passing:	Pass, 23-35-0, 299yds, 2 TD	Marshall, 1-2-0, 12yds, 0TD
Receiving:	Atwell, 4-79yds, 2 TD	Stewart, 1-12, 0TD
Tackles:	Pass, 8 (6-2) & Okeke, 8 (4-4)	Saint-Amour, 6 (5-1) & Swilling, 6 (4-2)
Tackles for loss:	Caban, 1-2 & Hicks, 1-2	Three players with 1
Sacks:	0	Saint-Amour 1-10 & Campbell 1-2
Interceptions:	None	Thomas, 1-95-1
Fumble Recoveries:	None	Thomas, 2-7 yds
Forced Fumbles:	None	Saint-Amour 2

	LOUISVILLE	20
	2-5, 0-4	
	BOSTON COLLEGE	38
	5-2, 2-1	

GAME 7 ■ OCT. 13 ■ CHESTNUT HILL, MA ■ ALUMNI STADIUM

Post-Game Notes

- The first-half fumble recoveries by Dorian Etheridge and Quen Head were only the sixth caused turnovers by the Cardinals this season, and the first since the loss to Florida State on Sept. 29.
- The two Louisville forced turnovers is the first time the Cardinals caused multiple turnovers in a game all season.
- Linebacker C.J. Avery totaled a career best 15 tackles, marking the most since he totaled seven versus Syracuse on Nov. 8, 2017. It was the first time in his career with a game of 10 or more stops. The 15 tackles are the most since Keith Kelsey recorded 15 tackles against Houston in 2015.
- Wide receiver Dez Fitzpatrick recorded four or more receptions for the fourth-straight game, finishing with 4 catches for 50 yards. He's caught 17 for 110 yards and two scores in the last four games.

Scoring Summary

	1	2	3	4	F
Louisville	13	7	0	0	20
Boston College	14	10	0	14	38

1st BC	Long 26-yd pas from Brown (Lichtenberg kick), 5-45, 1:35	0-7
1st BC	Gilnes 2-yard run (Lichtenberg kick), 4-47, 1:14	0-14
1st UL	Cunningham 1-yard run (Creque kick blocked), 4-6, 1:42	6-14
1st UL	Hall 3-yard run (Creque kick), 5-40, 2:07	13-14
2nd UL	Pass 3-yd run (Creque kick), 9-73, 3:24	20-14
2nd BC	Levy 0-yd blocked punt return (Lichtenberg kick)	20-21
2nd BC	Lichtenberg 38-yd field goal, 99-39, 2:37	20-24
4th BC	Bailey 1-yd run (Lichtenberg kick), 13-93, 4:19	20-31
4th BC	Smith 5-yd run (Lichtenberg kick), 8-67, 3:02	20-38

Team Statistics

	UL	BC
First Downs	15	20
Rushes-Yards	47	251
Passing Yards	170	179
Pass Comp-Att-Int	17-35-1	16-22-0
Total Offense	483	554
Fumbles-Lost	0-0	2-2
Penalties-Yards	4-33	7-60
Punts-Yards (Avg./Net)	10-334 (33.4/27.2)	4-166 (41.5/35.5)
Kickoffs-Yards (Avg./Net)	4-237(59.2/37.5)	7-392 (56.0/39.6)
Kickoff Returns (No.-Yds.-TD)	4-90-0	4-87-0
Punt Returns (No.-Yds.-TD)	2-4-0	5-62-1
Interceptions (No.-Yds.-TD)	0-0-0	1-1-0
Fumble Returns (No.-Yds.-TD)	0-0-0	1-7-0
Time of Possession	28:52	31:08
Third-Down Conversions	4-16	8-18
Fourth-Down Conversions	1-1	2-4
Red-Zone Scores-Chances	3-3	3-4
Sacks By (No.-Yds.)	1-9	7-43

Individual Statistics

	UL	GT
Rushing:	Hall, 13-39-1	Bailey, 28-112-1
Passing:	Pass, 17-31-1, 170 yds	Brown, 16-22-0, 179 yds, 1TD
Receiving:	Fitzpatrick1, 4-50 yds	Sweeney, 5-18
Tackles:	Avery, 15 (9-6) & Etheridge, 11 (7-4)	McDuffie 8 (6-2)
Tackles for loss:	1 (Five players)	Allen (3-10), Ray (3-20)
Sacks:	Caban 1-9	Ray (3-20)
Interceptions:	None	Cheevers, 1-1
Fumble Recoveries:	Etheridge, Head	None
Forced Fumbles:	Goldwire	None

	WAKE FOREST	56
	4-4, 1-3	
	LOUISVILLE	35
	2-6, 0-5	

GAME 8 ■ OCT. 27 ■ LOUISVILLE, KY ■ CARDINAL STADIUM

Post-Game Notes

- The first-half fumble recoveries by Dorian Etheridge and Quen Head were only the sixth caused turnovers by the Cardinals this season, and the first since the loss to Florida State on Sept. 29.
- The two Louisville forced turnovers is the first time the Cardinals caused multiple turnovers in a game all season.
- Linebacker C.J. Avery totaled a career best 15 tackles, marking the most since he totaled seven versus Syracuse on Nov. 8, 2017. It was the first time in his career with a game of 10 or more stops. The 15 tackles are the most since Keith Kelsey recorded 15 tackles against Houston in 2015.
- Wide receiver Dez Fitzpatrick recorded four or more receptions for the fourth-straight game, finishing with 4 catches for 50 yards. He's caught 17 for 110 yards and two scores in the last four games.

Scoring Summary

	1	2	3	4	F
Wake Forest	21	14	21	0	56
Louisville	7	14	14	0	35

1st UL	Smith 52-yard run (Creque kick), 6-75, 2:21	7-0
1st WF	Freudenthal 28-yard pass from Hartman (Sciba kick), 6-81, 1:38)	7-7
1st WF	Hartman 12-yard run (Sciba kick), 8-80, 2:07)	7-14
1st WF	Washington 9-yard pass from Hartman (Sciba kick), 7-63, 1:47	7-21
2nd UL	Smith 1-yard run (Creque kick), 9-44, 3:35	14-21
2nd WF	Colburn 74-yard run (Sciba kick), 1-74, 0:16	14-28
2nd WF	Basham 23-yard fumble return	14-35
2nd UL	Dawkins 19-yard pass from Pass (Creque kick), 7-61, 2:50	21-35
3rd WF	Colburn 56-yard run (Sciba kick), 4-75, 1:11	21-42
3rd UL	Hall 12-yd run (Creque kick), 10-89, 3:59	28-42
3rd WF	Carney 1-yd run (Sciba kick), 13-75, 3:10	28-49
3rd WF	Colburn 12-yd run (Sciba kick), 7-48, 2:01	28-56
3rd UL	Smith 2-yard run (Creque kick), 3-40, 1:04	35-56

Team Statistics

	UL	WF
First Downs	31	28
Rushes-Yards	36-174	448-368
Passing Yards	358	223
Pass Comp-Att-Int	30-54-0	16-24-0
Total Offense	532	591
Fumbles-Lost	2-1	0-0
Penalties-Yards	5-31	3-35
Punts-Yards (Avg./Net)	4-149 (37.2/32.2)	4-153 (38.2/27.0)
Kickoffs-Yards (Avg./Net)	6-313(52.2/40.7)	9-550 (61.1/41.9)
Kickoff Returns (No.-Yds.-TD)	5-98-0	4-69-0
Punt Returns (No.-Yds.-TD)	1-45-0	0-0-0
Interceptions (No.-Yds.-TD)	0-0-0	0-0-0
Fumble Returns (No.-Yds.-TD)	0-0-0	1-23-1
Time of Possession	33:49	26:11
Third-Down Conversions	10-19	7-13
Fourth-Down Conversions	2-5	1-1
Red-Zone Scores-Chances	4-4	4-4
Sacks By (No.-Yds.)	1-5	2-11

Individual Statistics

	UL	WF
Rushing:	T. Smith, 13-98-3	Colburn, 20-243-3
Passing:	Pass, 30-54-0, 358 yds, 2 TD	Hartman, 16-24-0, 223 yds, 2 TD
Receiving:	Atwell, 8-132 yds	Dortch, 8-135
Tackles:	Avery, Etheridge, 8 (4-4)	Strnad 13 (9-4)
Tackles for loss:	Caban (2-5)	2 (Three players)
Sacks:	Caban (1-5)	Bassey, Kemp (1-20)
Interceptions:	None	None
Fumble Recoveries:	None	Basham (1-23-1)
Forced Fumbles:	None	Glenn, Kemp

	LOUISVILLE	16
	2-7, 0-6	
	CLEMSON	77
	9-0, 6-0	

GAME 9 ■ NOV. 3 ■ CLEMSON, S.C. ■ MEMORIAL STADIUM

Post-Game Notes

- Hassan Hall set a new school record for most kickoff return yards in a game with 247 yards
- Hall's 93-yard kickoff return for a touchdown in the third quarter was the first for Louisville since Traveon Samuel's 100-yard scoring return against Clemson on Sept. 17, 2015.
- Blanton Creque improved to 7-for-7 on field goals this season and the redshirt junior has made his last nine overall, tied for the fifth longest streak in school history.

Scoring Summary

	1	2	3	4	F
Louisville	3	0	6	7	16
Clemson	14	21	28	14	77

1st	CU	Etienne 10-yard run (Huegel kick), 4-75, 1:15	0-7
1st	CU	Feaster 70-yard run (Huegel kick), 1-70, 0:10	0-14
1st	UL	Creque 25-yard field goal, 16-73, 8:41	3-14
2nd	CU	Higgins 25-yard pass from Lawrence (Huegel kick), 8-75, 3:20	3-21
2nd	CU	Simmons 27-yard interception return (Huegel kick)	3-28
2nd	CU	Rodgers 3-yard pass from Lawrence (Huegel kick), 7-60, 2:29	3-35
3rd	CU	Lawrence 2-yard run (Huegel kick), 4-58, 1:11	3-42
3rd	CU	Feaster 3-yard run (Huegel kick), 3-9, 1:06	3-49
3rd	CU	Thompson 6-yard pass from Brice (Spence kick), 6-47, 2:38	3-56
3rd	CU	Ross 59-yard pass from Brice (Spence kick), 2-74, 1:07	3-63
3rd	UL	Hall 93-yard kickoff return (Creque kick blocked)	9-63
4th	CU	Dixon 55-yard run (Spence kick), 3-66, 0:55	9-70
4th	UL	Cunningham 10-yard run (Creque kick), 6-75, 3:10	16-70
4th	CU	Swinney 8-yard pass from Brice (Spence kick), 6-75, 2:43	16-77

Team Statistics

	UL	CU
First Downs	16	27
Rushes-Yards	36-81	337-492
Passing Yards	231	169
Pass Comp-Att-Int	17-34-2	14-20-1
Total Offense	312	661
Fumbles-Lost	2-1	2-1
Penalties-Yards	10-100	3-15
Punts-Yards (Avg./Net)	6-224 (37.3/37.3)	1-44 (44.0/44.0)
Kickoffs-Yards (Avg./Net)	4-253 (63.2/37.8)	12-769 (64.1/35.2)
Kickoff Returns (No.-Yds.-TD)	8-247-1	2-52-0
Punt Returns (No.-Yds.-TD)	0-0-0	0-0-0
Interceptions (No.-Yds.-TD)	1-0-0	2-52-1
Fumble Returns (No.-Yds.-TD)	1-30-0	0-0-0
Time of Possession	37:31	22:29
Third-Down Conversions	6-16	7-8
Fourth-Down Conversions	1-3	0-0
Red-Zone Scores-Chances	2-3	7-7
Sacks By (No.-Yds.)	0-0	6-30

Individual Statistics

	UL	CU
Rushing:	Hall, 4-26-0	Etienne, 8-153-1
Passing:	Pass, 12-24-2, 110 yds	Lawrence, 8-12-1, 59 yds, 2 TD
Receiving:	Smith, 5-63 yds	Higgins, 3-26, 1 TD
Tackles:	Avery, 5 (5-0)	Joseph 10 (4-6)
Tackles for loss:	Avery, 1 (1-5)	Wilkins (2.5-10)
Sacks:	None	Joseph (1.5-5)
Interceptions:	Johnson (1-0)	Simmons (1-27, 1 TD)
Fumble Recoveries:	Caban (1-30)	None
Forced Fumbles:	None	Davis

	LOUISVILLE	23
	2-8, 0-7	
	SYRACUSE	54
	8-2, 5-2	

GAME 10 ■ NOV. 9 ■ SYRACUSE, N.Y. ■ CARRIER DOME

Post-Game Notes

- The Cardinals registered 203 yards rushing, their second highest total of the season behind only the 204 yards against Western Kentucky
- The 95-yard touchdown drive in the third quarter was the longest drive of the season. The drive culminated with a seven-yard touchdown run by Hassan Hall
- Blanton Creque's streak of nine consecutive made field goals ended in the first quarter when his 50-yard attempt was blocked

Scoring Summary

	1	2	3	4	F
Louisville	0	7	7	9	23
Clemson	7	30	7	10	54

1st	SU	Howard 1-yard run (Szmyt kick), 3-72, 0:42	0-7
2nd	SU	Szmyt 31-yard field goal, 10-53, 2:30	0-10
2nd	UL	Fitzpatrick 13-yard pass from Pass (Creque kick), 12-75, 5:13	7-10
2nd	SU	Neal 67-yard run (Szmyt kick), 2-74, 0:38	7-17
2nd	SU	Szmyt 39-yard field, 4-3, 0:51	7-20
2nd	SU	Dungey 2-yard run (Szmyt kick), 3-2, 1:36	7-27
2nd	SU	Szmyt 35-yard field goal, 7-5, 2:26	7-30
2nd	SU	Neal 2-yard run (Szmyt kick), 5-39, 1:18	7-37
3rd	SU	Dungey 1-yard run (Szmyt kick), 5-75, 1:26	7-44
3rd	UL	Hall 7-yard run (Creque kick), 7-95, 3:07	14-44
4th	SU	Johnson 65-yard pass from Dungey (Szmyt kick), 5-91, 1:22	14-51
4th	SU	Szmyt 38-yard field goal, 8-61, 2:36	14-54
4th	UL	Creque 31-yard field goal, 8-61, 2:36	17-54
4th	UL	Wilson 4-yard run (Creque kick failed), 2-36, 0:20	23-54

Team Statistics

	UL	SU
First Downs	18	23
Rushes-Yards	39-203	55-326
Passing Yards	210	192
Pass Comp-Att-Int	14-31-2	14-27-1
Total Offense	413	518
Fumbles-Lost	4-2	3-2
Penalties-Yards	17-125	7-65
Punts-Yards (Avg./Net)	7-289 (41.3/34.3)	2-88 (44.0/44.0)
Kickoffs-Yards (Avg./Net)	5-271 (54.2/41.8)	11-685 (62.3/41.6)
Kickoff Returns (No.-Yds.-TD)	2-27-0	2-41-0
Punt Returns (No.-Yds.-TD)	0-0-0	2-50-0
Interceptions (No.-Yds.-TD)	1-0-0	2-39-0
Fumble Returns (No.-Yds.-TD)	1-30-0	0-0-0
Time of Possession	30:31	29:29
Third-Down Conversions	3-13	7-16
Fourth-Down Conversions	0-1	1-2
Red-Zone Scores-Chances	4-4	7-8
Sacks By (No.-Yds.)	1-5	6-41

Individual Statistics

	UL	CU
Rushing:	Pass, 12-80-0	Neal, 8-159-2
Passing:	Pass, 13-25-1, 196, 1 TD yds	Dungey, 14-27-1, 192 yds, 1 TD
Receiving:	Dawkins, 3-53 yds	Harris, 6-58 yds
Tackles:	D. Smith, 8 (5-3)	Guthrie 9 (5-4)
Tackles for loss:	Peterson, 2 (2-10)	Robinson 2 (2-10)
Sacks:	Peterson, 1 (1-5)	Robinson, 2 (2-10)
Interceptions:	Mbanasor (1-0)	Two Players, 1
Fumble Recoveries:	Iakopo, Avery, 1 (1-0)	Robinson, Jonathan, 1 (1-0)
Forced Fumbles:	Avery, 2	Slayton

	NC STATE	52
	7-3, 4-3	
	LOUISVILLE	10
	2-9, 0-8	

GAME 11 ■ NOV. 17 ■ LOUISVILLE, KY ■ CARDINAL STADIUM

Post-Game Notes

- The 411 yards of total offense Saturday marked the fifth time this season Louisville has gained 400 yards or more
- Malik Cunningham rushed for 100 yards on eight carries becoming just the second quarterback in Louisville history to run for at least 100 yards in a single game twice
- Tabarius Peterson led the Cardinals with eight tackles, just one shy of his career high total

Scoring Summary

	1	2	3	4	F
NC State	7	3	21	14	52
Louisville	3	0	0	7	10

1st	UL	Creque 32-yard field goal, 9-40, 4:06	3-0
1st	ST	Harmon 25-yard pass from Finley (Dunn kick), 10-76, 3:36	3-7
2nd	ST	Dunn 23-yard field goal, 9-46, 3:06	3-10
2nd	ST	Gallaspy 1-yard run (Dunn kick), 13-80, 4:34	3-17
3rd	ST	Gallaspy 18-yard run (Dunn kick), 2-22, 0:41	3-24
3rd	ST	Emezie 12-yard pass from Finley (Dunn kick), 2-39, 0:29	3-31
3rd	ST	Gallaspy 6-yard run (Dunn kick), 4-70, 1:11	3-38
4th	ST	Meyers 3-yard pass from Finley (Dunn kick), 13-99, 5:52	3-45
4th	UL	Cunningham 20-yard run (Creque kick), 6-75, 3:01	10-45
4th	ST	Bodine 1-yard run (Dunn kick), 13-75, 5:44	10-52

Team Statistics

	ST	UL
First Downs	29	19
Rushes-Yards	36-164	38-254
Passing Yards	354	157
Pass Comp-Att-Int	14-31-2	14-27-1
Total Offense	518	411
Fumbles-Lost	0-0	3-1
Penalties-Yards	2-25	12-68
Punts-Yards (Avg./Net)	3-140 (46.7/46.7)	5-202 (40.4/38.8)
Kickoffs-Yards (Avg./Net)	9-549 (61.0/43.1)	3-160 (53.3/41.3)
Kickoff Returns (No.-Yds.-TD)	2-36-0	4-86-0
Punt Returns (No.-Yds.-TD)	2-8-0	1-0-0
Interceptions (No.-Yds.-TD)	1-0-0	0-0-0
Fumble Returns (No.-Yds.-TD)	0-0-0	0-0-0
Time of Possession	31:42	28:18
Third-Down Conversions	10-14	3-12
Fourth-Down Conversions	0-0	0-0
Red-Zone Scores-Chances	7-7	2-4
Sacks By (No.-Yds.)	3-9	1-9

Individual Statistics

	UL	ST
Rushing:	Cunningham, 14-100, 1 TD	Gallaspy, 11-73, 2 TD
Passing:	Cunningham, 8-14-0, 90 yds	Finley, 26-36-0, 316 yds, 4 TD
Receiving:	J. Smith, 3-56 yds	Harmon, 7-100 yds, 1 TD
Tackles:	Peterson, 8 (3-5)	Ingle 7 (6-1)
Tackles for loss:	Peterson, 2 (2-6)	Kidd-Glass 2 (2-3)
Sacks:	Peterson, 1 (1-5)	Four Players, 1
Interceptions:	None	Morehead, 1
Fumble Recoveries:	None	Moore, 1 (1-0)
Forced Fumbles:	None	Ingle



#22 **YASIR ABDULLAH** ■ Fr. ■ LB

MIAMI, FLA.
CAROL CITY HS

CAREER STATS

Yr	G/S	S	A	Tot	TFL-Yd	Sk-Yd	FR	FF	Int	PB
2018	10/0	3	5	8	0-0	0-0	0	0	0-0	0
Tot.	10/0	3	5	8	0-0	0-0	0	0	0-0	0

2018 SEASON NOTES

- ▶ Blocked a punt versus Wake Forest
- ▶ Had a season-high two tackles at Virginia and Wake Forest

2018 GAME-BY-GAME

Opponent	Tackles		Sacks				
	UT-AT-TT	TFL-Yds	No-Yds	FF-FR-Yds	Int-Yds	PBU	QBH
Alabama		DNP					
Indiana St.	0-1-1	0-0	0-0	0-0-0	0-0	0	0
W. Kentucky	0-1-1	0-0	0-0	0-0-0	0-0	0	0
Virginia	2-0-2	0-0	0-0	0-0-0	0-0	0	0
Florida State	0-0-0	0-0	0-0	0-0-0	0-0	0	0
Georgia Tech	0-0-0	0-0	0-0	0-0-0	0-0	0	0
Wake Forest	1-1-2	0-0	0-0	0-0-0	0-0	0	0
Syracuse	0-0-0	0-0	0-0	0-0-0	0-0	0	0
NC State	0-0-0	0-0	0-0	0-0-0	0-0	0	0



#1 **TUTU ATWELL** ■ Fr. ■ WR

MIAMI, FLA.
NORTHWESTERN HS

CAREER STATS

Yr	G/S	Rec	Yds	TD	Y/C	LG
2018	10/2	24	406	2	16.9	53
Tot.	10/2	24	406	2	16.9	53

2018 SEASON NOTES

- ▶ Set freshman record with nine receptions for 132 yards versus Wake Forest
- ▶ First collegiate reception was a 30-yard catch in the fourth quarter against Alabama
- ▶ Caught a season long 53 reception versus Florida State; catching 2 passes for 53 yards
- ▶ Posted two 29-yard touchdown receptions in a loss to Georgia Tech

2018 GAME-BY-GAME

Opponent	Rec.	Yds.	TD	Lg
Alabama	1	30	0	30
Indiana St.	2	17	0	10
W. Kentucky	0	0	0	0
Virginia	1	9	0	9
Florida State	2	53	0	53
Georgia Tech	4	79	2	29
Wake Forest	9	132	0	30
Clemson	2	44	0	41
Syracuse	1	11	0	11
NC State	1	4	0	4



#9 **C.J. AVERY** ■ So. ■ LB

GRENADA, MISS.
GRENADA HS

CAREER STATS

Yr	G/S	S	A	Tot	TFL-Yd	Sk-Yd	FR	FF	Int	PB
2017	13/1	11	14	25	0.5-1	0-0	1-4	0	0-0	0
2018	8/6	28	21	49	2.5-8	0.5-1	1-1	1	1-25	1
Tot.	21/7	39	35	74	3-9	0.5-1	2-5	1	1-25	1

2018 SEASON NOTES

- ▶ Totaled a career best 15 tackles in the loss to Boston College
- ▶ Logged first career interception in win over Western Kentucky
- ▶ Made five tackles against Alabama in second career start
- ▶ Recorded first career pass break up against Syracuse

2018 GAME-BY-GAME

Opponent	Tackles		Sacks				
	UT-AT-TT	TFL-Yds	No-Yds	FF-FR-Yds	Int-Yds	PBU	QBH
Alabama	0-5-5	0-0	0-0	0-0-0	0-0	0	0
Indiana St.	1-3-4	0-0	0-0	0-0-0	0-0	0	0
W. Kentucky	1-3-4	0.5-1	0.5-1	0-0-0	1-25	0	0
Virginia		DNP					
Florida State		DNP					
Boston College	9-6-15	1-2	0-0	0-0-0	0-0	1	0
Wake Forest	4-3-7	0-0	0-0	0-0-0	0-0	0	0
Clemson	5-0-5	1-5	0-0	0-0-0	0-0	0	0
Syracuse	4-0-4	0-0	0-0	1-1-0	0-0	1	0
NC State	4-1-5	0-0	0-0	0-0-0	0-0	0	0

CAREER HIGHS

- Tackles: 15 vs. Boston College, 10/13/18
- Tackles for Loss: 1 vs. Clemson, 11/3/18
- Sacks: 0.5 vs. W. Kentucky, 9/15/18
- Interceptions: 1 vs. W. Kentucky, 9/15/18
- Pass Breakups: 1 vs. Syracuse, 11/9/18
- Fumble Recovery: 1 vs. Kent State, 9/23/17



#41 MICHAEL BOYKIN ■ So. ■ DL

CARROLLTON, GA.
MISSISSIPPI GULF COAST CC

CAREER STATS

Yr	G/S	S	A	Tot	TFL-Yd	Sk-Yd	FR	FF	Int	PB
2018	9/2	2	4	6	0.5-0	0-0	0	0	0-0	0
Tot.	9/2	2	4	6	0.5-0	0-0	0	0	0-0	0

PRIOR TO UoFL NOTES

- ▶ Four-star prospect by ESPN, who enrolled in January
- ▶ Made 15 solo tackles at Mississippi Gulf Coast CC
- ▶ Earned all-state and All-America honors at Carrollton High in Georgia

2018 GAME-BY-GAME

Opponent	Tackles		Sacks		Int-Yds	PBU	QBH
	UT-AT-TT	TFL-Yds	No-Yds	FF-FR-Yds			
Alabama	0-0-0	0-0	0-0	0-0-0	0-0	0	0
Indiana St.	0-0-0	0-0	0-0	0-0-0	0-0	0	0
W. Kentucky	0-1-1	0-0	0-0	0-0-0	0-0	0	0
Virginia	0-0-0	0-0	0-0	0-0-0	0-0	0	0
Florida State	1-2-3	0.5-0	0-0	0-0-0	0-0	0	0
Georgia Tech	0-0-0	0-0	0-0	0-0-0	0-0	0	0
Wake Forest	1-0-1	0-0	0-0	0-0-0	0-0	0	0
Clemson	0-0-0	0-0	0-0	0-0-0	0-0	0	1
Syracuse	0-1-1	0-0	0-0	0-0-0	0-0	0	0
NC State	DNP						



#10 RODJAY BURNS ■ r-So. ■ CB

LOUISVILLE, KY.
OHIO STATE

CAREER STATS

Yr	G/S	S	A	Tot	TFL-Yd	Sk-Yd	FR	FF	Int	PB
2018	9/7	22	16	87	1.5-4	0-0	0	0	1-34	0
Tot.	9/7	22	16	38	1.5-4	0-0	0	0	1-34	0

2018 SEASON NOTES

- ▶ Totaled a season high eight tackles versus Boston College
- ▶ Registered first career interception and returned it 34 yards against Virginia
- ▶ Against Indiana State, returned a 55-yard punt for a touchdown; became the first to accomplish the feat since Jaire Alexander in 2016 against Florida State
- ▶ Recorded first tackle for loss at UoFL against the Sycamores
- ▶ Made five tackles against both Alabama and Indiana State

2018 GAME-BY-GAME

Opponent	Tackles		Sacks		Int-Yds	PBU	QBH
	UT-AT-TT	TFL-Yds	No-Yds	FF-FR-Yds			
Alabama	2-3-5	0-0	0-0	0-0-0	0-0	0	0
Indiana St.	1-4-5	1.5-4	0-0	0-0-0	0-0	0	0
W. Kentucky	2-0-2	0-0	0-0	0-0-0	0-0	0	0
Virginia	1-3-4	0-0	0-0	0-0-0	1-34	0	0
Florida State	0-1-1	0-0	0-0	0-0-0	0-0	0	0
Georgia Tech	2-1-3	0-0	0-0	0-0-0	0-0	0	0
Boston College	6-2-8	0-0	0-0	0-0-0	0-0	0	0
Wake Forest	5-1-6	0-0	0-0	0-0-0	0-0	0	0
Clemson	2-1-3	0-0	0-0	0-0-0	0-0	0	0
Syracuse	DNP						
NC State	1-0-1	0-0	0-0	0-0-0	0-0	0	0



#45 BLANTON CREQUE ■ Jr. ■ K

SHELBYVILLE, KY.
COLLINS HS

CAREER STATS

Yr	G/S	FGM-A	FG%	Lg	11-29	30-39	40-49	50+	PAT	PAT%	Pts
2015		redshirt									
2016	13/0	16-19	.842	47	10-10	5-6	1-3	0-0	39-40	.975	87
2017	13/0	17-20	.850	48	4-4	10-12	3-4	0-0	58-59	.983	109
2018	11/0	9-11	.818	46	4-4	2-3	3-3	0-1	26-29	.893	53
Tot.	37/0	42-50	.840	48	18-18	17-21	7-10	0-1	123-128	.961	249

2018 SEASON NOTES


- ▶ Is the fifth kicker in UoFL history with at least 200 career points
- ▶ With first extra point in win over Indiana State, became the sixth UoFL kicker to make 100 extra points in career
- ▶ Is 42 of 50 in his career for an 84.0 percent clip that ranks first in school history
- ▶ Passed Ron Bell for fourth on the school's career list with 42 field goals
- ▶ Ranks fourth on school's all-time points list by a kicker (currently has 249)

CAREER HIGHS

FG Made:	4 vs. NC State, 10/22/16
FG Attempted:	4 vs. NC State, 10/22/16
Long FG:	48 vs. NC State, 10/5/17
PAT Made:	8 (2x) MR vs. Syracuse, 11/18/17
PAT Attempted:	8 (2x) MR vs. Syracuse, 11/18/17
Points scored:	18 vs. NC State, 10/22/16

2018 GAME-BY-GAME

Opponent	XP-ATT	FG-ATT	Lg	Blk	Pts
Alabama	2-2	0-0	0	0	2
Indiana St.	4-4	1-1	43	0	7
W. Kentucky	2-2	2-2	23	0	8
Virginia	0-0	1-1	20	0	3
Florida State	3-3	1-1	42	0	6
Georgia Tech	4-4	1-1	46	0	7
Boston College	2-2	0-0	0	0	2
Wake Forest	5-5	0-0	0	0	5
Clemson	1-2	1-1	25	0	4
Syracuse	2-3	1-2	31	1	5
NC State	1-1	1-2	32	0	4



#83 MICKY CRUM ■ r-Sr. ■ TE

COLUMBUS, OHIO
HAMILTON TOWNSHIP

CAREER STATS

Yr	G/S	Rec	Yds	TD	Y/C	LG
2015	12/6	14	163	3	11.6	29
2016	8/1	1	7	0	7.0	7
2017	8/2	8	99	0	12.4	21
2018	10/9	19	194	1	10.2	25
Tot.	38/18	42	463	4	11.0	29

CAREER HIGHS

Receptions: 8 vs. Florida State, 9/29/18
 Receiving Yards: 103 vs. Houston, 9/12/15
 Long Reception: 29 vs. Houston, 9/12/15
 Touchdowns: 1 (4x) MR vs. Florida State, 9/29/18

2018 SEASON NOTES

- ▶ Caught a career high eight receptions for 47 yards with a TD versus Florida State
- ▶ Earned start against Alabama and caught three passes for 24 yards
- ▶ Missed final four games of the 2017 season

2018 GAME-BY-GAME

Opponent	Rec.	Yds.	TD	Lg
Alabama	3	24	0	13
Indiana St.	2	47	0	25
W. Kentucky	0	0	0	0
Virginia	0	0	0	0
Florida State	8	47	1	11
Georgia Tech	2	28	0	22
Boston College	1	18	0	18
Wake Forest	2	14	0	9
Clemson	0	0	0	0
Syracuse	1	18	0	18



#3 MALIK CUNNINGHAM ■ r-Fr. ■ QB

MONTGOMERY, ALA.
PARK CROSSING HS

CAREER STATS

PASSING

Yr	G/S	C	A	Int	Yds	TD	Pct	Lg	Effic
2018	9/2	35	59	1	409	1	59.3	41	119.76
Tot.	9/2	35	59	1	409	1	59.3	41	119.76

RUSHING

Yr	G/S	Att	Yds	TD	Y/C	LG
2018	9/2	74	408	4	5.5	61
Tot.	9/2	74	408	4	5.5	61

CAREER HIGHS

Completions: 10 vs. Western Kentucky, 9/15/18
 Passing Attempts: 18 vs. Western Kentucky, 9/15/18
 Passing Yards: 88 vs. Western Kentucky, 9/15/18
 Passing TDs: 1 vs. Indiana State, 9/8/18
 Interceptions: 1 vs. Virginia, 9/22/18
 Long Pass: 34 vs. Indiana State, 9/8/18
 Rushes: 21 vs. Western Kentucky, 9/15/18
 Rushing Yards: 129 vs. Western Kentucky, 9/15/18
 Rushing TDs: 1 vs. Indiana State, 9/8/18
 Long Rush: 61 vs. Syracuse, 11/9/18

2018 SEASON NOTES

- ▶ Threw for a career high 121 yards in a loss at Clemson
- ▶ Rushed for 129 yards against Western Kentucky, becoming the fourth QB in school history to achieve the feat (Benny Russell, Jim Wagoner, Lamar Jackson)
- ▶ In first collegiate appearance, directed UofL's offense to four scores - including all three offensive touchdowns - in win over Indiana State
- ▶ Recorded a career high long rush of 61 yards vs. Syracuse
- ▶ Became only the second quarterback to rush for over 100 yards twice in the same year.

2018 GAME-BY-GAME

Opponent	-----Passing-----				-----Rushing-----					
	Comp	Att	Int	Yds	TD	Lg	No.	Yds	TD	LG
Alabama				DNP						
Indiana St.	6	7	0	75	1	34	12	54	1	19
W. Kentucky	10	18	0	88	0	31	21	129	0	17
Virginia	6	9	1	35	0	11	10	26	0	8
Georgia Tech	0	0	0	0	0	0	1	11	0	11
Boston College	0	0	0	0	0	0	2	3	1	2
Wake Forest	0	0	0	0	0	0	2	4	0	3
Clemson	5	10	0	121	0	41	6	17	1	10
Syracuse	0	1	0	0	0	0	6	70	0	61
NC State	8	14	0	90	0	26	14	100	1	21



#5

SETH DAWKINS ■ Jr. ■ WR

COLUMBUS, OHIO
FRANKLIN HEIGHTS HS

CAREER STATS

RECEIVING

Yr	G/S	Rec	Yds	TD	Y/C	LG
2016	12/2	11	191	1	17.4	53
2017	12/10	42	642	4	15.3	65
2018	10/5	23	305	1	13.3	47
Tot.	34/17	76	1138	6	14.9	65

RUSHING

Yr	G/S	Att	Yds	TD	Y/C	LG
2016	12/2	1	4	0	4.0	4
2017	12/10	0	0	0	0.0	0
2018	9/4	0	0	0	0.0	0
Tot.	33/16	1	4	0	4.0	4

KICK RETURN

Yr	G/S	Ret	Yds	TD	Avg/Ret	LG
2016	12/0	14	306	0	21.9	30
2017	12/0	12	255	0	21.2	43
2018	9/0	0	0	0	0.0	0
Tot.	33/0	26	561	0	21.6	43

CAREER HIGHS

- Receptions: 5 (4x) MR vs. Wake Forest, 10/27/18
- Receiving Yards: 133 vs. NC State, 10/5/17
- Receiving TDs: 1 (4x) MR vs. Florida State, 10/21/17
- Long Reception: 65 vs. NC State, 10/5/17
- Rushes: 1 vs. Marshall, 9/24/16
- Rushing Yards: 4 vs. Marshall, 9/24/16
- Rushing TDs: --
- Long Rush: 4 vs. Marshall, 9/24/16
- Kickoff Returns: 5 vs. Clemson, 9/16/17
- Kickoff Return Yds: 105 vs. Clemson, 9/16/17
- Long Kickoff Return: 43 vs. Purdue, 9/2/17

2018 SEASON NOTES

- Registered three catches for 68 yards in the start against Alabama
- Caught a season high five passes for 49 yards and one score versus Wake Forest
- Recorded at least one reception in all 11 games and has a streak of catching a pass in 27-straight games.

2018 GAME-BY-GAME

Opponent	----Receiving----				----Kick Returns----			
	Rec.	Yds.	TD	Lg	No.	Yds	TD	LG
Alabama	3	68	0	47	0	0	0	0
Indiana St.	2	12	0	8	0	0	0	0
W. Kentucky	1	16	0	16	0	0	0	0
Virginia	1	6	0	6	0	0	0	0
Georgia Tech	2	21	0	12	0	0	0	0
Boston College	1	8	0	8	0	0	0	0
Wake Forest	5	49	1	19	0	0	0	0
Clemson	3	38	0	27	0	0	0	0
Syracuse	3	53	0	26	0	0	0	0
NC State	2	34	0	26	0	0	0	0



#17

DORIAN ETHERIDGE ■ So. ■ LB

CAREER STATS

Yr	G/S	S	A	Tot	TFL-Yd	Sk-Yd	FR	FF	Int	PB
2017	13/13	40	43	83	3.0-4	0-0	1-0	0	0-0	2
2018	9/9	30	23	53	4.0-10	0.5-4	1-0	0	0-0	4
Tot.	22/22	70	66	136	7.0-14	0.5-4	2-0	0	0-0	6

SEASON HIGHS

- Tackles: 14 vs. Boston College, 10/14/17
- Tackles for Loss: 2.0 vs. NC State, 11/17/18
- Sacks: 1.0 vs. NC State, 11/17/18
- Interceptions: --
- Fumble Recovery: 1 (2x) MR vs. Alabama, 9/1/18
- Pass Breakups: 1 (3x) MR vs. Alabama, 9/1/18

2018 SEASON NOTES

- Totaled seven tackles in a loss to Georgia Tech
- Credited with a season high eight tackles in a loss to Florida State.
- Had four tackles against Indiana State before exiting the game with an injury
- Recovered second career fumble in the contest against Alabama
- Finished last season with a team-leading 83 tackles; first freshman to pace the team in tackles since redshirt freshman Hakeem Smith in 2010

2018 GAME-BY-GAME

Opponent	Tackles		Sacks	FF-FR-Yds	Int-Yds	PBU	QBH
	UT-AT-TT	TFL-Yds					
Alabama	0-4-4	0-0	0-0	0-1-0	0-0	1	0
Indiana St.	2-2-4	0.5-2	0-0	0-0-0	0-0	0	0
W. Kentucky		DNP					
Virginia		DNP					
Florida State	5-3-8	1-1	0-0	0-0-0	0-0	0	0
Georgia Tech	4-3-7	0-0	0-0	0-0-0	0-0	0	0
Boston College	7-4-11	0-0	0-0	0-1-0	0-0	0	0
Wake Forest	4-4-8	1-1	0-0	0-0-0	0-0	1	0
Clemson	3-0-3	0-0	0-0	0-0-0	0-0	0	0
Syracuse	2-0-2	0-0	0-0	0-0-0	0-0	0	0
NC State	3-3-6	2-6	1-4	0-0-0	0-0	1	0



#7

DEZ FITZPATRICK ■ r-So. ■ WR

FARMINGTON HILLS, MICH.
WATERFORD MOTT HS

CAREER STATS

Yr	G/S	Rec	Yds	TD	Y/C	LG
2016	redshirt					
2017	13/7	45	699	9	15.5	48
2018	11/7	30	414	3	13.8	43
Tot.	24/14	75	1113	12	14.9	48

CAREER HIGHS

- Receptions: 10 vs. NC State, 10/5/17
- Receiving Yards: 134 vs. NC State, 10/5/17
- Long Reception: 48 vs. Boston College, 10/14/17
- Touchdowns: 2 (2x) MR vs. Murray State, 9/30/17

2018 SEASON NOTES

- Caught four passes for 50 yards in a loss to Wake Forest
- Totaled four catches for 58 yards and a touchdown against Georgia Tech
- Recorded four catches for 45 yards and a touchdown against Florida State
- Had season highs of five catches and 62 yards against Virginia
- Opened the year with three catches for 40 yards against Alabama
- Registered a season-high 43 yard reception vs. Syracuse

2018 GAME-BY-GAME

Opponent	Rec.	Yds.	TD	Lg
Alabama	3	40	0	19
Indiana St.	0	0	0	0
W. Kentucky	2	21	0	17
Virginia	5	62	0	18
Florida State	4	45	1	23
Georgia Tech	4	58	1	42
Boston College	4	50	0	17
Wake Forest	2	16	0	13
Clemson	3	59	0	29
Syracuse	2	56	1	43
NC State	1	7	0	7



#90 JARED GOLDWIRE ■ So. ■ DL

TACOMA, WASH.
FORT SCOTT CC

CAREER STATS

Yr	G/S	S	A	Tot	TFL-Yd	Sk-Yd	FR	FF	Int	PB
2018	9/6	12	14	25	1-1	0-0	0	0	0-0	0
Tot.	9/6	12	14	25	1-1	0-0	0	0	0-0	0

2018 SEASON NOTES

- ▶ Blocked a field goal against Western Kentucky, the first player to achieve the feat since Drew Bailey against Purdue on Sept. 2, 2017
- ▶ Recorded a season-best five tackles against the Hilltoppers

SEASON HIGHS

Tackles: 5 (2x) MR vs. Virginia, 9/22/18
 Tackles for Loss: 1 vs. Florida State, 9/29/18
 Sacks: --
 Interceptions: --
 Pass Breakups: --
 Blocked Kicks: 1 vs. W. Kentucky, 9/15/18

2018 GAME-BY-GAME

Opponent	Tackles		Sacks				PBU	QBH
	UT-AT-TT	TFL-Yds	No-Yds	FF-FR-Yds	Int-Yds			
Alabama	0-2-2	0-0	0-0	0-0-0	0-0	0	1	
Indiana St.	1-1-2	0-0	0-0	0-0-0	0-0	0	2	
W. Kentucky	2-3-5	0-0	0-0	0-0-0	0-0	0	0	
Virginia	2-3-5	0-0	0-0	0-0-0	0-0	0	0	
Florida State	2-2-4	1-1	0-0	0-0-0	0-0	0	0	
Georgia Tech	2-2-4	0-0	0-0	0-0-0	0-0	0	0	
Boston College	2-0-2	0-0	0-0	1-0-0	0-0	0	0	
Wake Forest	0-0-0	0-0	0-0	0-0-0	0-0	0	0	
Clemson	DNP							
Syracuse	1-1-2	0-0	0-0	0-0-0	0-0	0	0	



#7 JONATHAN GREENARD ■ r-Jr. ■ LB

HIRAM, GA.
HIRAM HS

CAREER STATS

Yr	G/S	S	A	Tot	TFL-Yd	Sk-Yd	FR	FF	Int	PB
2015	redshirt									
2016	12/1	8	14	22	7.0-29	2.5-21	0-0	0	1-42	2
2017	13/5	29	19	48	15.5-104	7.0-74	0-0	1	0-0	1
2018	1/1	0	0	0	0-0	0-0	0-0	0	0-0	0
Tot.	26/7	37	33	70	22.5-133	9.5-95	0-0	1	1-42	3

2018 SEASON NOTES

- ▶ Earned the start against Alabama but exited the game after a first-quarter injury

CAREER HIGHS

Tackles: 9 vs. Boston College, 10/14/17
 Tackles for Loss: 3.0 vs. North Carolina, 9/9/17
 Sacks: 2.0 vs. Kent State, 9/23/17
 Interceptions: 1 vs. NC State, 10/22/16
 Passes Breakups: 1 (3x) MR vs. Clemson, 9/16/17

2018 GAME-BY-GAME

Opponent	Tackles		Sacks				PBU	QBH
	UT-AT-TT	TFL-Yds	No-Yds	FF-FR-Yds	Int-Yds			
Alabama	0-0-0	0-0	0-0	0-0-0	0-0	0	0	
Indiana St.		DNP						
W. Kentucky		DNP						
Virginia		DNP						



#19 HASSAN HALL ■ Fr. ■ RB

ATLANTA, GA.
MAYNARD JACKSON HS

CAREER STATS

RECEIVING						
Yr	G/S	Rec	Yds	TD	Y/C	LG
2018	11/5	11	95	0	8.6	15
Tot.	11/5	11	95	0	8.6	15

RUSHING						
Yr	G/S	Att	Yds	TD	Y/C	LG
2018	11/5	64	272	3	4.2	32
Tot.	11/5	64	272	3	4.2	32

KICK RETURN						
Yr	G/S	Ret	Yds	TD	Avg/Ret	LG
2018	11/5	32	780	1	24.4	93
Tot.	11/5	32	780	1	24.4	93

HIGH SCHOOL NOTES

- ▶ Recorded 273 all-purpose yards, including a 93-yard kickoff return for TD
- ▶ Rushed 11 times for 57 yards versus Florida State
- ▶ Three-star athlete according to ESPN
- ▶ Finished senior season with 93 carries for 728 yards rushing and five TDs
- ▶ Totaled 98 tackles, three interceptions, and 10 fumble recoveries as a senior

2018 GAME-BY-GAME

Opponent	----Rushing----				----Kick Returns----			
	No.	Yds.	TD	Lg	No.	Yds	TD	LG
Alabama	2	4	0	3	1	61	0	61
Indiana St.	4	19	0	9	0	0	0	0
W. Kentucky	1	10	0	10	1	19	0	19
Virginia	0	0	0	0	2	30	0	30
Florida State	11	57	0	14	2	47	0	27
Georgia Tech	5	23	0	17	6	138	0	34
Boston College	13	39	1	10	3	72	0	44
Wake Forest	10	45	1	14	5	98	0	30
Clemson	4	26	0	21	8	247	1	93
Syracuse	10	25	1	7	2	27	0	16
NC State	4	38	0	32	2	41	0	22

CAREER HIGHS

Rushes: 13 vs. Boston College, 10/13/18
 Rushing Yards: 57 vs. Florida State, 9/29/18
 Rushing TDs: -
 Long Rush: 17 vs. Georgia Tech, 10/5/18



#10 JAVIAN HAWKINS ■ Fr. ■ RB

TITUSVILLE, FLA.
COCOA HS

CAREER STATS

RECEIVING

Yr	G/S	Rec	Yds	TD	Y/C	LG
2018	4/0	2	8	0	4.0	4
Tot.	4/0	2	8	0	4.0	4

RUSHING

Yr	G/S	Att	Yds	TD	Y/C	LG
2018	3/0	1	7	0	7.0	7
Tot.	3/0	1	7	0	7.0	7

HIGH SCHOOL NOTES

- ▶ No. 21 all-purpose back in the nation, according to 247Sports
- ▶ Capped career with over 4,000 yards rushing and more than 40 TDs
- ▶ Caught 22 passes for 509 yards and seven touchdowns as a senior

2018 GAME-BY-GAME

Opponent	No.	-----Rushing-----			-----Kick Returns-----			
		Yds.	TD	Lg	No.	Yds	TD	LG
Alabama		DNP						
Indiana St.	1	7	0	7	1	4	0	4
W. Kentucky		DNP						
Virginia	0	0	0	0	0	0	0	0
Georgia Tech	1	1	0	1	0	0	0	0



#5 ROBERT HICKS ■ Fr. ■ LB

MIAMI, FLA.
MIAMI CENTRAL HS

CAREER STATS

Yr	G/S	S	A	Tot	TFL-Yd	Sk-Yd	FR	FF	Int	PB
2018	7/2	11	11	22	2-3	0.5-0	0	0	0-0	0
Tot.	7/2	11	11	22	2-3	0.5-0	0	0	0-0	0

2018 SEASON NOTES

- ▶ Paced the defense with 11 tackles, the first true freshman to lead the unit since Dorian Etheridge against Syracuse in 2017
- ▶ Earned first collegiate start in place of Dorian Etheridge against Western Kentucky

2018 GAME-BY-GAME

Opponent	Tackles			Sacks			
	UT-AT-TT	TFL-Yds	No-Yds	FF-FR-Yds	Int-Yds	PBU	QBH
Alabama	0-0-0	0-0	0-0	0-0-0	0-0	0	0
Indiana St.	0-0-0	0-0	0-0	0-0-0	0-0	0	0
W. Kentucky	5-6-11	0.5-0	0.5-0	0-0-0	0-0	0	0
Virginia		DNP					
Florida State		DNP					
Georgia Tech	2-2-4	0.5-2	0-0	0-0-0	0-0	0	0
Boston College	2-2-4	1-1	0-0	0-0-0	0-0	0	0
Wake Forest	0-0-0	0-0	0-0	0-0-0	0-0	0	0
Clemson	2-0-2	0-0	0-0	0-0-0	0-0	0	0
Syracuse	0-1-1	0-0	0-0	0-0-0	0-0	0	0



#8 JARRETT JACKSON ■ Fr. ■ DE

WEST PALM BEACH, FLA.
PALM BEACH GARDENS HS

CAREER STATS

Yr	G/S	S	A	Tot	TFL-Yd	Sk-Yd	FR	FF	Int	PB
2018	8/0	8	7	15	3.0-20	2.0-19	0	1	0-0	0
Tot.	8/0	8	7	15	3.0-20	2.0-19	0	1	0-0	0

2018 SEASON NOTES

- ▶ Collected first career sack, producing the 10-yard loss against Indiana State; also had first career forced fumble

2018 GAME-BY-GAME

Opponent	Tackles			Sacks			
	UT-AT-TT	TFL-Yds	No-Yds	FF-FR-Yds	Int-Yds	PBU	QBH
Alabama	1-4-5	0-0	0-0	0-0-0	0-0	0	0
Indiana St.	1-3-4	1.0-10	1.0-10	1-0-0	0-0	0	0
W. Kentucky	3-0-3	1.0-9	1.0-9	0-0-0	0-0	0	0
Virginia	0-0-0	0-0	0-0	0-0-0	0-0	0	0
Florida State	1-0-1	0-0	0-0	0-0-0	0-0	0	0
Georgia Tech	0-0-0	0-0	0-0	0-0-0	0-0	0	0
Boston College	0-0-0	0-0	0-0	0-0-0	0-0	0	0
Wake Forest	1-0-1	0-0	0-0	0-0-0	0-0	0	0
Clemson	1-0-1	0-0	0-0	0-0-0	0-0	0	0
Syracuse	1-0-1	1.0-1	0-0	0-0-0	0-0	0	0

CAREER HIGHS

- Tackles: 5 vs. Alabama, 9/1/18
- Tackles for Loss: 1.0 (2x) MR vs. Syracuse, 11/9/18
- Sacks: 1.0 (2x) MR vs. Western Kentucky, 9/15/18
- Interceptions: --
- Forced Fumble: 1 vs. Indiana State, 9/8/18
- Fumble Recovery: --



#2 CHANDLER JONES ■ Fr. ■ CB

MIAMI, FLA.
MIAMI CENTRAL HS

CAREER STATS

Yr	G/S	S	A	Tot	TFL-Yd	Sk-Yd	FR	FF	Int	PB
2018	9/3	11	5	16	0-0	0-0	0	0	0-0	1
Tot.	9/3	11	5	16	0-0	0-0	0	0	0-0	1

2018 SEASON NOTES

- ▶ Made a season-high four stops against Western Kentucky and Wake Forest
- ▶ Earned first collegiate start, with the nod against Indiana State

2018 GAME-BY-GAME

Opponent	Tackles			Sacks			
	UT-AT-TT	TFL-Yds	No-Yds	FF-FR-Yds	Int-Yds	PBU	QBH
Alabama	1-0-1	0-0	0-0	0-0-0	0-0	0	0
Indiana St.	1-0-1	0-0	0-0	0-0-0	0-0	0	0
W. Kentucky	2-2-4	0-0	0-0	0-0-0	0-0	0	0
Virginia	2-0-2	0-0	0-0	0-0-0	0-0	0	0
Florida State	0-0-0	0-0	0-0	0-0-0	0-0	0	0
Boston College	1-0-1	0-0	0-0	0-0-0	0-0	0	0
Wake Forest	3-1-4	0-0	0-0	0-0-0	0-0	0	0
Clemson	0-1-1	0-0	0-0	0-0-0	0-0	0	0
Syracuse	DNP						
NC State	1-1-2	0-0	0-0	0-0-0	0-0	1	0



#28 **MASON KING** ■ r-Jr. ■ P

LOUISVILLE, KY.
ST. XAVIER HS

CAREER STATS

Yr	G/S	Punts	Yds	Avg	In-20	50+	TB	Lg
2015		redshirt						
2016	13/0	55	2413	43.9	16	14	1	60
2017	13/0	43	1887	43.9	10	10	2	58
2018	11/0	63	2564	40.7	17	5	2	64
Tot.	37/0	161	6864	42.6	43	29	5	64

2018 SEASON NOTES

- ▶ Owns a career 42.6-yard average, which ranks first in school history
- ▶ Moved into ninth on the school's career list for punting yards
- ▶ Booted a career-long 64-yard punt against Indiana State and landed three inside the 20
- ▶ Matched a career high with eight punts against Alabama, averaging 43.2 yards per boot

CAREER HIGHS

Punts: 9 vs. Boston College, 10/13/18
 Punting Yards: 404 vs. LSU, 12/31/16
 Punting Average: 51.7 vs. Syracuse, 11/18/17
 Long Punt: 64 vs. Indiana State, 9/8/18

2018 GAME-BY-GAME

Opponent	Punts	Yds	Avg	Lg	Blkd	TB	I20
Alabama	8	346	43.2	58	0	0	0
Indiana St.	6	279	46.5	64	0	0	3
W. Kentucky	5	203	40.6	43	0	0	2
Virginia	4	176	44.0	52	0	0	1
Florida State	7	279	39.9	49	0	1	3
Georgia Tech	2	83	41.5	42	0	0	1
Boston College	9	334	37.1	48	0	0	2
Wake Forest	4	149	37.2	42	0	1	1
Clemson	6	224	37.3	45	0	0	1
Syracuse	7	289	41.3	49	0	0	2
NC State	5	202	40.4	52	0	0	1



#1 **P.J. MBANASOR** ■ r-Jr. ■ CB

PFLUGERVILLE, TEXAS
OKLAHOMA

CAREER STATS

Yr	G/S	S	A	Tot	TFL-Yd	Sk-Yd	FR	FF	Int	PB
2015	10/2	5	2	7	0-0	0-0	0	0	0	1
2016		redshirt								
2017		redshirt								
2018	11/2	12	5	17	0-0	0-0	0	0	1	0
Tot.	21/4	17	7	24	0-0	0-0	0	0	1	1

2018 SEASON NOTES

- ▶ Paced the defense with nine tackles against Alabama
- ▶ Recorded first career interception against Syracuse

2018 GAME-BY-GAME

Opponent	Tackles		Sacks		FF-FR-Yds	Int-Yds	PBU	QBH
	UT-AT-TT	TFL-Yds	No-Yds	FF-FR-Yds				
Alabama	6-3-9	0-0	0-0	0-0-0	0-0	0-0	0	0
Indiana St.	0-1-1	0-0	0-0	0-0-0	0-0	0-0	0	0
W. Kentucky	2-0-2	0-0	0-0	0-0-0	0-0	0-0	0	0
Virginia	0-0-0	0-0	0-0	0-0-0	0-0	0-0	0	0
Florida State	0-0-0	0-0	0-0	0-0-0	0-0	0-0	0	0
Georgia Tech	0-0-0	0-0	0-0	0-0-0	0-0	0-0	0	0
Boston College	0-0-0	0-0	0-0	0-0-0	0-0	0-0	0	0
Wake Forest	0-0-0	0-0	0-0	0-0-0	0-0	0-0	0	0
Clemson	3-0-3	0-0	0-0	0-0-0	0-0	0-0	0	0
Syracuse	0-1-1	0-0	0-0	0-0-0	1-0	0-0	0	0
NC State	1-0-1	0-0	0-0	0-0-0	0-0	0-0	0	0



#4 **JAWON PASS** ■ r-So. ■ QB

COLUMBUS, GA.
CARVER HS

CAREER STATS

PASSING									
Yr	G/S	C	A	Int	Yds	TD	Pct	Lg	Effic
2016		redshirt							
2017	6/0	23	33	0	238	2	69.7	31	150.3
2018	11/9	162	300	12	1960	8	54.0	53	109.7
Tot.	17/9	185	333	12	2198	10	55.5	53	114.9
RUSHING									
Yr	G/S	Att	Yds	TD	Y/C	LG			
2016		redshirt							
2017	6/0	13	62	1	4.8	34			
2018	11/9	76	93	2	1.2	16			
Tot.	17/9	89	155	3	1.7	49			

2018 SEASON NOTES

- ▶ Completed 30 of 54 passes for a career high 358 yards versus Wake Forest
- ▶ Passed for 299 yards and two touchdowns in a loss to Georgia Tech
- ▶ Threw for 306 yards and two touchdowns in a loss to Florida State
- ▶ Made first collegiate start against Alabama, throwing for 252 yards and two touchdowns
- ▶ Compiled the most passing yards against Alabama since the Crimson Tide's 2016 loss to Clemson in the national championship
- ▶ Rushed for a career high 80 yards vs. Syracuse
- ▶ Registered a career high 12 rushes vs. Syracuse

2018 GAME-BY-GAME

Opponent	----Passing----				----Rushing----			
	Comp-Att-Int	Yds	TD	Lg	No.	Yds	TD	LG
Alabama	20-39-2	252	2	47	8	0	0	11
Indiana St.	8-14-1	89	0	25	5	9	0	9
W. Kentucky	0-3-1	0	0	0	2	-2	0	4
Virginia	10-19-1	113	0	18	3	1	0	6
Florida State	24-45-2	306	2	53	11	-14	1	16
Georgia Tech	23-35-0	299	2	42	3	-9	0	1
Boston College	17-31-1	170	0	22	11	5	1	14
Wake Forest	30-54-0	358	1	30	9	34	0	13
Clemson	12-24-2	110	0	23	10	-14	0	6
Syracuse	13-25-1	196	1	43	12	80	0	49
NC State	5-11-1	67	0	29	2	3	0	3

CAREER HIGHS

Completions: 30 vs. Wake Forest, 10/27/18
 Passing Attempts: 54 vs. Wake Forest, 10/27/18
 Passing Yards: 358 vs. Wake Forest, 10/27/18
 Passing TDs: 2 (3x) vs. Georgia Tech, 10/5/18
 Interceptions: 2 (2x) vs. Florida State, 9/29/18
 Long Pass: 53 vs. Florida State, 9/29/18
 Rushes: 12 vs. Syracuse, 11/9/18
 Rushing Yards: 80 vs. Syracuse, 11/9/18
 Rushing TDs: 1 (2x) vs. Florida State, 9/29/18
 Long Rush: 49 vs. Syracuse, 11/9/18



#30 KHANE PASS ■ r-Jr. ■ S

COLUMBUS, GA.
CARVER HS

CAREER STATS

Yr	G/S	S	A	Tot	TFL-Yd	Sk-Yd	FR	FF	Int	PB	
2015		redshirt									
2016	10/1	11	8	19	1.5-2	0-0	0-0	0	0-0	1	
2017	13/5	22	16	38	3.0-16	0-0	0-0	1	1-40	1	
2018	11/11	30	17	47	0-0	0-0	0-0	0	0-0	1	
Tot.	34/17	63	41	104	4.5-18	0-0	0-0	1	1-40	3	

2018 SEASON NOTES

- ▶ Credited with a career-best eight tackles against Georgia Tech
- ▶ Tallied seven tackles against Western Kentucky
- ▶ Had four stops and one pass breakup against Alabama

2018 GAME-BY-GAME

Opponent	Tackles		Sacks		FF-FR-Yds	Int-Yds	PBU	QBH
	UT-AT-TT	TFL-Yds	No-Yds	FF-FR-Yds				
Alabama	3-1-4	0-0	0-0	0-0-0	0-0	1	0	
Indiana St.	1-3-4	0-0	0-0	0-0-0	0-0	0	0	
W. Kentucky	3-4-7	0-0	0-0	0-0-0	0-0	0	0	
Virginia	1-0-1	0-0	0-0	0-0-0	0-0	0	0	
Florida State	3-1-4	0-0	0-0	0-0-0	0-0	0	0	
Georgia Tech	6-2-8	0-0	0-0	0-0-0	0-0	0	0	
Boston College	4-3-7	0-0	0-0	0-0-0	0-0	0	0	
Wake Forest	3-2-5	0-0	0-0	0-0-0	0-0	0	0	
Clemson	1-0-1	0-0	0-0	0-0-0	0-0	0	0	
Syracuse	2-1-3	0-0	0-0	0-0-0	0-0	0	0	
NC State	3-0-3	0-0	0-0	0-0-0	0-0	0	0	

CAREER HIGHS

- Tackles: 8 vs. Georgia Tech, 10/5/18
- Tackles for Loss: 1.0 (3x) MR vs. Kent State, 9/23/17
- Sacks: --
- Interceptions: 1 vs. Syracuse, 11/18/17
- Fumble Recovery: 1 vs. Kent State, 9/23/17
- Pass Breakups: 1 (3x) MR vs. Alabama, 9/1/18



#86 DEVANTE PEETE ■ r-Jr. ■ WR

POMPANO BEACH, FLA.
ST. THOMAS AQUINAS HS

CAREER STATS

Yr	G/S	Rec	Yds	TD	Y/C	LG
2015	13/0	12	166	1	13.8	37
2016	13/0	4	70	0	17.5	35
2017	redshirt					
2018	10/7	20	247	0	12.1	37
Tot.	35/7	36	483	1	13.3	37

2018 SEASON NOTES

- ▶ Recorded a career high four receptions versus Boston College
- ▶ Totaled three receptions in the win against Indiana State
- ▶ Tore ACL in second week of fall camp in 2017 and was forced to miss season

2018 GAME-BY-GAME

Opponent	Rec.	Yds.	TD	Lg
Alabama	1	15	0	15
Indiana St.	3	32	0	15
W. Kentucky	2	17	0	9
Virginia	1	11	0	11
Florida State	2	40	0	27
Georgia Tech	2	45	0	37
Boston College	4	37	0	22
Wake Forest	1	7	0	7
Clemson	3	25	0	12
Syracuse	1	18	0	18

CAREER HIGHS

- Receptions: 4 vs. Boston College, 10/13/18
- Receiving Yards: 60 vs. Auburn, 9/5/15
- Long Reception: 37 (2x) vs. MR: Georgia Tech, 10/5/18
- Touchdowns: 1 vs. NC State, 10/3/15



#98 TABARIUS PETERSON ■ r-So. ■ LB

TUCKER, GA.
TUCKER HS

CAREER STATS

Yr	G/S	S	A	Tot	TFL-Yd	Sk-Yd	FR	FF	Int	PB	
2016		redshirt									
2017	13/0	9	9	18	0-0	0-0	0-0	1	0-0	1	
2018	11/8	27	21	48	6.5-32	2.0-14	0-0	0	0-0	1	
Tot.	24/8	36	30	66	6.5-32	2.0-14	0-0	1	0-0	2	

2018 SEASON NOTES

- ▶ Logged a career-best nine tackles against Western Kentucky
- ▶ Made three tackles in the contest against Alabama
- ▶ Recorded a career high two tackles for a loss of 10 yards against Syracuse

2018 GAME-BY-GAME

Opponent	Tackles		Sacks		FF-FR-Yds	Int-Yds	PBU	QBH
	UT-AT-TT	TFL-Yds	No-Yds	FF-FR-Yds				
Alabama	1-2-3	0-0	0-0	0-0-0	0-0	0	0	
Indiana St.	5-3-8	1.0-1	0-0	0-0-0	0-0	1	0	
W. Kentucky	6-3-9	1.0-4	0-0	0-0-0	0-0	0	0	
Virginia	1-2-3	1.0-5	0.5-4	0-0-0	0-0	0	0	
Florida State	3-1-4	1-7	0-0	0-0-0	0-0	0	0	
Georgia Tech	3-0-3	0-0	0-0	0-0-0	0-0	0	0	
Boston College	2-1-3	0-0	0-0	0-0-0	0-0	0	0	
Wake Forest	1-2-3	0-0	0-0	0-0-0	0-0	0	0	
Clemson	1-1-2	0-0	0-0	0-0-0	0-0	0	0	
Syracuse	3-0-3	2.0-10	1.0-5	0-0-0	0-0	0	0	
NC State	3-5-8	1.0-5	1.0-5	0-0-0	0-0	0	0	

CAREER HIGHS

- Tackles: 9 vs. Western Kentucky, 9/15/18
- Tackles for Loss: 2.0 vs. Syracuse, 11/9/18
- Sacks: 1.0 vs. Syracuse, 11/9/18
- Interceptions: --
- Pass Breakups: 1 (2x) MR vs. Indiana State, 9/8/18
- Forced Fumbles: 1 vs. Purdue, 9/2/17



#14 MARCUS RILEY ■ Fr. ■ WR

TALLAHASSEE, FLA.
RICKARDS HS

CAREER STATS

Yr	G/S	Rec	Yds	TD	Y/C	LG
2018	6/0	2	4	0	2.0	6
Tot.	6/0	2	4	0	2.0	6

HIGH SCHOOL NOTES

- ▶ Four-star prospect according to ESPN
- ▶ Rated as the No. 20 athlete in Florida by ESPN
- ▶ Threw for more than 3,500 yards in career at same high school as current assistant coach Kolby Smith

2018 GAME-BY-GAME

Opponent	Rec.	Yds.	TD	Lg
Alabama		DNP		
Indiana St.	1	6	0	6
W. Kentucky	0	0	0	0
Virginia	1	-2	0	0
Florida State	0	0	0	0
Boston College	0	0	0	0
Wake Forest	0	0	0	0



#94 G.G. ROBINSON ■ r-Jr. ■ DL

LILBURN, GA.
PARKVIEW HS

CAREER STATS

Yr	G/S	S	A	Tot	TFL-Yd	Sk-Yd	FR	FF	Int	PB
2015	redshirt									
2016	9/0	2	0	2	0-0	0-0	0-0	0	0-0	0
2017	13/6	8	20	28	3.0-6	0-0	0-0	0	0-0	1
2018	10/8	12	7	19	2.0-16	2.0-16	0-0	0	0-0	0
Tot.	32/14	22	27	49	5.0-22	2.0-16	0-0	0	0-0	1

CAREER HIGHS

Tackles: 6 vs. NC State, 10/5/17
 Tackles for Loss: 1.5 vs. Purdue, 9/2/17
 Sacks: 1.0 (2x) MR: vs. Western Kentucky, 9/15/18
 Interceptions: --
 Pass Breakups: 1 vs. Murray State, 9/30/17

2018 SEASON NOTES

▶ Registered first career sack in the first quarter against Alabama

2018 GAME-BY-GAME

Opponent	Tackles		Sacks				PBU	QBH
	UT-AT-TT	TFL-Yds	No-Yds	FF-FR-Yds	Int-Yds			
Alabama	3-1-4	1.0-6	1.0-6	0-0-0	0-0	0	0	
Indiana St.	4-1-5	0-0	0-0	0-0-0	0-0	0	0	
W. Kentucky	1-1-2	1.0-10	1.0-10	0-0-0	0-0	0	1	
Virginia	2-1-3	0-0	0-0	0-0-0	0-0	0	0	
Florida State	0-2-2	0-0	0-0	0-0-0	0-0	0	0	
Georgia Tech	0-1-1	0-0	0-0	0-0-0	0-0	0	0	
Boston College	DNP							
Wake Forest	1-0-1	0-0	0-0	0-0-0	0-0	0	0	
Clemson	0-0-0	0-0	0-0	0-0-0	0-0	0	0	
Syracuse	1-0-1	0-0	0-0	0-0-0	0-0	0	0	
NC State	0-0-0	0-0	0-0	0-0-0	0-0	0	0	



#11 DEE SMITH ■ Sr. ■ S

FLORENCE, ALA.
FLORENCE HS

CAREER STATS

Yr	G/S	S	A	Tot	TFL-Yd	Sk-Yd	FR	FF	Int	PB
2015	6/0	2	5	7	0-0	0-0	0-0	0	1-0	0
2016	12/3	31	11	42	1.0-1	0-0	0-0	0	0-0	1
2017	12/5	33	20	53	1.0-2	0-0	0-0	0	1-45	1
2018	11/10	34	31	65	1.5-4	0.5-3	0-0	0	0-0	1
Tot.	41/18	100	67	167	3.5-6	0.5-3	0-0	0	2-45	3

CAREER HIGHS

Tackles: 11 vs. Mississippi State, 12/30/17
 Tackles for Loss: 1.0 (3x) MR: vs. Virginia, 9/22/18
 Sacks: 0.5 vs. Virginia, 9/22/18
 Interceptions: 1 (2x) MR vs. Virginia, 11/11/17
 Pass Breakups: 1 (3x) MR vs. Indiana State, 9/8/18

2018 SEASON NOTES

▶ Credited with a season high nine tackles versus Boston College
 ▶ Tallied seven tackles versus Florida State
 ▶ Totaled a season-best eight stops against Virginia, including 1.0 tackle for loss
 ▶ Made seven tackles against Western Kentucky before leaving the game with an injury
 ▶ Logged six tackles, including 0.5 for loss, against Alabama

2018 GAME-BY-GAME

Opponent	Tackles		Sacks				PBU	QBH
	UT-AT-TT	TFL-Yds	No-Yds	FF-FR-Yds	Int-Yds			
Alabama	2-4-6	0.5-1	0-0	0-0-0	0-0	0	1	
Indiana St.	1-3-4	0-0	0-0	0-0-0	0-0	1	0	
W. Kentucky	5-2-7	0-0	0-0	0-0-0	0-0	0	0	
Virginia	2-6-8	1.0-3	0.5-3	0-0-0	0-0	0	0	
Florida State	6-1-7	0-0	0-0	0-0-0	0-0	0	0	
Georgia Tech	3-2-5	0-0	0-0	0-0-0	0-0	0	0	
Boston College	2-7-9	0-0	0-0	0-0-0	0-0	0	0	
Wake Forest	4-1-5	0-0	0-0	0-0-0	0-0	0	0	
Clemson	1-0-1	0-0	0-0	0-0-0	0-0	0	0	
Syracuse	5-3-8	0-0	0-0	0-0-0	0-0	0	0	
NC State	3-2-5	0-0	0-0	0-0-0	0-0	0	0	



#9 JAYLEN SMITH ■ Sr. ■ WR

PASCAGOULA, MISS.
PASCAGOULA HS

CAREER STATS

Yr	G/S	Rec	Yds	TD	Y/C	LG
2015	13/10	29	376	1	13.0	55
2016	13/5	27	599	6	22.2	74
2017	10/10	60	980	7	16.3	75
2018	11/8	34	519	1	15.3	42
Tot.	47/33	150	2474	15	16.5	75

CAREER HIGHS

Receptions: 9 vs. North Carolina, 9/9/17
 Receiving Yards: 183 vs. North Carolina, 9/9/17
 Receiving TDs: 2 vs. Virginia, 11/11/17
 Long Reception: 75 vs. North Carolina, 9/9/17

2018 SEASON NOTES

▶ Became the 11th player in school history to reach 2,000 career receiving yards
 ▶ Ranks sixth on the school's career list for receiving yards
 ▶ Has seven 100-yard receiving games
 ▶ Owns 15 receiving touchdowns and is tied with Mario Urrutia (2005-07) for eighth on the school's career list
 ▶ Voted an all-ACC first team last year
 ▶ Boasts a 16.5 career yards per reception average, ranking fourth in school history with a 100-catch minimum

2018 GAME-BY-GAME

Opponent	Rec.	Yds.	TD	Lg
Alabama	1	22	0	22
Indiana St.	2	38	1	34
W. Kentucky	3	38	0	31
Virginia	2	26	0	15
Florida State	5	100	0	42
Georgia Tech	3	42	0	16
Boston College	0	0	0	0
Wake Forest	8	107	0	25
Clemson	5	63	0	18
Syracuse	2	27	0	22
NC State	3	56	0	29



#34 JEREMY SMITH ■ r-Sr. ■ RB

HAMMOND, CALIF.
FRESNO CITY CC

CAREER STATS

RUSHING

Yr	G/S	Att	Yds	TD	Y/C	LG
2015	12/3	60	270	3	4.5	49
2016	13/0	57	382	8	6.7	80
2017	1/0	5	8	0	1.6	5
2018	7/0	32	153	0	4.8	28
Tot.	33/3	154	813	11	5.3	80

RECEIVING

Yr	G/S	Rec	Yds	TD	Y/C	LG
2015	12/3	2	19	0	9.5	11
2016	13/0	18	227	1	12.6	30
2017	1/0	0	0	0	0	0
2018	5/0	4	15	0	3.8	8
Tot.	33/3	24	261	1	10.9	30

CAREER HIGHS

Rushes: 14 vs. NC State, 10/22/16
 Rushing Yards: 97 vs. Duke, 10/14/16
 Rushing TDs: 2 (2x) MR vs. NC State, 10/22/16
 Long Rush: 80 vs. Duke, 10/14/16
 Receptions: 4 vs. Clemson, 10/1/16
 Receiving Yards: 54 vs. Clemson, 10/1/16
 Receiving TDs: 1 vs. Charlotte, 9/1/16
 Long Reception: 30 vs. NC State, 10/22/16

2018 SEASON NOTES

► Made first appearance of the season in Indiana State game, rushing six times for 56 yards
 ► Rushed 10 times for a season high 74 yards versus NC State

2017 GAME-BY-GAME

Opponent	----Rushing----				----Receiving----			
	No.	Yds.	TD	Lg	No.	Yds	TD	LG
Alabama		DNP						
Indiana St.	6	56	0	21	1	8	0	8
W. Kentucky	2	-2	0	0	1	-4	0	0
Virginia	7	9	0	5	2	11	0	8
Florida State	2	2	0	3	0	0	0	0
Georgia Tech	2	5	0	3	0	0	0	0
Clemson	3	9	0	10	0	0	0	0
Syracuse		DNP						
NC State	10	74	0	28	0	0	0	



#4 TRESEAN SMITH ■ So. ■ S

HAMILTON, OHIO
LASALLE HS

CAREER STATS

Yr	G/S	S	A	Tot	TFL-Yd	Sk-Yd	FR	FF	Int	PB
2017	13/3	20	14	34	4.0-15	1.0-8	0-0	0	2-0	1
2018	11/1	21	10	31	0-0	0-0	0-0	1	0-0	1
Tot.	24/4	41	24	65	4.0-15	1.0-8	0-0	1	2-0	2

CAREER HIGHS

Tackles: 6 (3x) MR vs. Syracuse 11/9/18
 Tackles for Loss: 2.0 (2x) MR vs. Boston College, 10/14/17
 Sacks: 1.0 vs. Boston College, 10/14/17
 Interceptions: 1 (2x) MR vs. Boston College, 10/14/17
 Pass Breakups: 1 (2x) MR vs. Western Kentucky, 9/15/18
 Forced Fumbles: 1 vs. Alabama, 9/1/18

2018 SEASON NOTES

► Matched career high with six tackles against Syracuse
 ► Made two stops against Alabama and forced first career fumble

2018 GAME-BY-GAME

Opponent	Tackles		Sacks	FF-FR-Yds	Int-Yds	PBU	QBH
	UT-AT-TT	TFL-Yds					
Alabama	2-0-2	0-0	0-0	1-0-0	0-0	0	0
Indiana St.	2-1-3	0-0	0-0	0-0-0	0-0	0	0
W. Kentucky	3-3-6	0-0	0-0	0-0-0	0-0	1	0
Virginia	3-1-4	0-0	0-0	0-0-0	0-0	0	0
Florida State	2-0-2	0-0	0-0	0-0-0	0-0	0	0
Georgia Tech	2-0-2	0-0	0-0	0-0-0	0-0	0	0
Boston College	0-2-2	0-0	0-0	0-0-0	0-0	0	0
Wake Forest	1-1-2	0-0	0-0	0-0-0	0-0	0	0
Clemson	1-1-2	0-0	0-0	0-0-0	0-0	0	0
Syracuse	5-1-6	0-0	0-0	0-0-0	0-0	0	0
NC State	0-1-1	0-0	0-0	0-0-0	0-0	0	0



#12 TREY SMITH ■ r-Jr. ■ RB

MADISON, MISS.
MADISON CENTRAL HS

CAREER STATS

RUSHING

Yr	G/S	Att	Yds	TD	Y/C	LG
2015	redshirt					
2016	13/0	11	28	0	2.5	7
2017	11/0	21	124	0	5.9	20
2018	8/2	50	263	4	5.3	52
Tot.	32/2	82	415	4	5.1	52

RECEIVING

Yr	G/S	Rec	Yds	TD	Y/C	LG
2015	redshirt					
2016	13/0	0	0	0	0	0
2017	11/0	1	4	0	4.0	4
2018	7/2	10	74	0	7.4	27
Tot.	32/2	11	78	0	7.1	27

CAREER HIGHS

Rushes: 14 vs. Florida State, 9/29/18
 Rushing Yards: 70 vs. Florida State, 9/29/18
 Rushing TDs: -
 Long Rush: 20 vs. Kentucky, 11/25/17
 Receptions: 2 vs. Alabama, 9/1/18
 Receiving Yards: 31 vs. Alabama, 9/1/18
 Long Reception: 27 vs. Alabama, 9/1/18

2018 SEASON NOTES

► Rushed for a career high 98 yards and three scores versus Wake Forest
 ► Carried a career high 14 times for 70 yards versus Florida State
 ► Earned first career start, getting the nod at running back against Alabama; finished with 48 all-purpose yards

2018 GAME-BY-GAME

Opponent	----Rushing----				----Receiving----			
	No.	Yds.	TD	Lg	Rec.	Yds	TD	LG
Alabama	4	11	0	7	2	31	0	7
Indiana St.	0	0	0	0	0	0	0	0
W. Kentucky		DNP						
Virginia	6	24	0	11	3	25	0	17
Florida State	14	70	0	15	0	0	0	0
Georgia Tech	5	32	0	14	2	7	0	7
Boston College	3	11	0	5	1	-3	0	0
Wake Forest	13	98	3	52	2	14	0	15
Clemson	5	17	0	8	0	0	0	0
Syracuse		DNP						



#82 KEION WAKEFIELD ■ r-So. ■ WR

LOUISVILLE, KY.
MALE HS

CAREER STATS

Yr	G/S	Rec	Yds	TD	Y/C	LG
2018	8/0	1	7	0	7.0	7

UofL NOTES

- ▶ Caught his first career pass, a seven-yard reception against NC State
- ▶ Injured knee during fall camp in 2017 and missed entire season
- ▶ Received a redshirt for the 2016 campaign
- ▶ Arrived at UofL as a three-star prospect by Rivals and Scout



#25 DAE WILLIAMS ■ r-So. ■ RB

SAPULPA, OKLA.
SAPULPA HS

CAREER STATS

RUSHING

Yr	G/S	Att	Yds	TD	Y/C	LG
2017	6/0	38	235	3	6.2	44
2018	4/1	22	71	2	3.2	21
Tot.	10/1	60	306	5	5.1	44

RECEIVING

Yr	G/S	Rec	Yds	TD	Y/C	LG
2017	6/0	2	17	0	8.5	10
2018	4/0	2	-1	0	-0.5	0
Tot.	10/0	4	16	0	4.0	10

2018 SEASON NOTES

- ▶ Registered first two-score game of career, rushing for a pair of touchdowns against Western Kentucky
- ▶ Had a team-leading nine carries against Alabama

2018 GAME-BY-GAME

Opponent	----Rushing----				----Receiving----			
	No.	Yds.	TD	Lg	Rec.	Yds	TD	LG
Alabama	9	6	0	4	1	-1	0	0
Indiana St.	1	1	0	1	0	0	0	0
W. Kentucky	9	58	2	21	1	0	0	0
Virginia	3	6	0	6	0	0	0	0

CAREER HIGHS

- Rushes: 15 vs. Virginia, 11/11/17
- Rushing Yards: 88 vs. Virginia, 11/11/17
- Rushing TDs: 2 vs. Western Kentucky, 9/15/18
- Long Rush: 44 vs. Kentucky, 11/25/17
- Receptions: 1 (2x) MR vs. Kentucky, 11/25/17
- Receiving Yards: 10 vs. Kentucky, 11/25/17
- Long Reception: 10 vs. Kentucky, 11/25/17



#33 COLIN WILSON ■ r-Fr. ■ RB

GREEN COVE SPRINGS, FLA.
CLAY HS

CAREER STATS

RUSHING

Yr	G/S	Att	Yds	TD	Y/C	LG
2017	3/0	6	69	0	11.5	21
2018	7/3	37	174	1	4.7	29
Tot.	10/3	43	243	1	5.6	29

RECEIVING

Yr	G/S	Rec	Yds	TD	Y/C	LG
2017	3/0	2	15	0	7.5	8
2018	7/3	4	22	0	5.5	9
Tot.	10/3	6	37	0	6.2	9

2018 SEASON NOTES

- ▶ Rushed eight times versus Clemson
- ▶ Earned first career start and had 52 yards rushing against Indiana State
- ▶ Returning from an ACL injury sustained last season against Murray State
- ▶ Recorded first career touchdown vs. Syracuse
- ▶ Earned career highs in rushes (10), receptions (2), receiving yards (18) and long reception (9) vs. Syracuse

2018 GAME-BY-GAME

Opponent	----Rushing----				----Receiving----			
	No.	Yds.	TD	Lg	No.	Yds	TD	LG
Alabama	2	6	0	6	0	0	0	0
Indiana St.	7	52	0	26	0	0	0	0
W. Kentucky	2	2	0	3	0	0	0	0
Virginia		DNP						
Clemson	8	26	0	12	1	2	0	2
Syracuse	10	42	1	22	2	18	0	9
NC State	7	44	0	29	1	2	0	2

CAREER HIGHS

- Rushes: 10 vs. Syracuse, 11/9/18
- Rushing Yards: 52 vs. Indiana State, 9/8/18
- Rushing TDs: 1 vs. Syracuse, 11/9/18
- Long Rush: 26 vs. Indiana State, 9/8/18
- Receptions: 2 vs. Syracuse, 11/9/18
- Receiving Yards: 18 vs. Syracuse, 11/9/18
- Long Reception: 9 vs. Syracuse, 11/9/18