



# KENTUCKY

## 2018-19 MEN'S BASKETBALL



8 NATIONAL CHAMPIONSHIPS | MOST WINS IN COLLEGE BASKETBALL | 48 SEC TITLES | 31 SEC TOURNAMENT CHAMPIONSHIPS | 55 ALL-AMERICANS | 126 NBA DRAFT PICKS

### #2/2 KENTUCKY (0-0) VS. #4/3 DUKE (0-0)

Tuesday, Nov. 6 • 9:30 p.m. • Rupp Arena (23,000) • Lexington, Ky.

#UKvsDuke #DreamBIG @KentuckyMBB

#### THE BASICS

**Series Breakdown\***

- Overall - UK leads 12-9
- Neutral Sites - Duke, 7-6
- Calipari vs. Duke - 1-2
- Krzyzewski vs. UK - 5-2
- Current UK streak - W1

<b>John Calipari</b>	<b>Mike Krzyzewski</b>
Overall Record: 720-204*	Overall Record: 1,100-338
Record at UK: 275-64	Record at Duke: 1,027-279
Overall Seasons: 27th	Overall Seasons: 44th
At UK: 10th	At Duke: 39th

\*on-court record

#### BY THE NUMBERS

<b>2,263</b>	All-time wins, NCAA leader
<b>32.0</b>	Percent of scoring the Wildcats return
<b>5-3</b>	UK's record in AP top-five matchups under Calipari
<b>4-3</b>	Kentucky's record in the Champions Classic

#### TALE OF THE TAPE

UK*	STAT	DUKE*
91.5	Points PG	104.6
63.8	Opp. Points PG	59.4
46.8	Rebounds PG	51.6
16.3	Assists PG	20.8
4.7	Blocks PG	6.6
6.5	Steals PG	12.0
.509	FG Pct.	.535
.350	3-Pt FG Pct.	.370
.759	FT Pct.	.622
.362	Opp. FG Pct.	.340
.240	Opp. 3-Pt FG Pct.	.258

#### A WIN WOULD ...

- Be Kentucky's second straight over Duke
- Move UK to 5-3 in the State Farm Champions Classic, the best record among the four bluebloods
- Extend Kentucky's season-opening win streak to 10 games
- Mark John Calipari's 15th straight season-opening win, dating back to Memphis
- Be pretty swell!

#### PROJECTED STARTERS



**0**

#### QUADE GREEN

6-0 • 170 • GUARD • SOPHOMORE  
PHILADELPHIA | NEUMANN-GORETTI

Averaged 9.3 points and 2.7 assists in 2017-18 | Made 41 3-pointers last season, third on the team | Started 13 of 34 games last season | Shot 50 percent during UK's six exhibition games




**4**

#### NICK RICHARDS

6-11 • 244 • FORWARD • SOPHOMORE  
KINGSTON, JAMAICA | THE PATRICK SCHOOL

Kareem Abdul-Jabbar watch list for best center | Started all 37 games for the Wildcats in 2017-18 | Averaged 12.0 points and 5.2 rebounds in six exhibition games | Blocked 33 shots last season



**5**

#### IMMANUEL QUICKLEY

6-3 • 185 • GUARD • FRESHMAN  
HAVRE DE GRACE, MD. | THE JOHN CARROLL SCHOOL

Two-time high school state champion | Won 3-point contest at McDonald's All American Game | Led the team with 24 assists and just three turnovers during the six exhibition games



**22**

#### REID TRAVIS

6-8 • 238 • FORWARD • GRADUATE STUDENT  
MINNEAPOLIS | DELASALLE

Preseason All-SEC First Team | Two-time All-Pac-12 First Team | Totaled more than 1,400 points, 700 boards at Stanford | Karl Malone watch list for best power forward | Double-double in last three exhibition games



**25**

#### PJ WASHINGTON

6-8 • 228 • FORWARD • SOPHOMORE  
DALLAS | FINDLAY PREP

Leading returning scorer and rebounder | Preseason All-SEC Second Team | Started 30 of 37 games last season | Karl Malone watch list for best power forward | Averaged 15.0 points and 7.2 rebounds in six exhibition games

#### LEADERS

POINTS*		
UK	Washington, Herro	15.0
Duke	RJ Barrett	29.4
REBOUNDS*		
UK	Reid Travis	10.8
Duke	Zion Williamson	10.0
ASSISTS*		
UK	Immanuel Quikley	4.0
Duke	Tre Jones	9.0
STEALS*		
UK	Ashton Hagans	1.7
Duke	Tre Jones	3.0
3-POINTERS*		
UK	Tyler Herro	13
Duke	RJ Barrett	3.0
FG PERCENTAGE*		
UK	Nick Richards	.767
Duke	Javin DeLaurier	.750
FT PERCENTAGE*		
UK	Tyler Herro	1.000
Duke	Joey Baker	1.000

#### NEED TO KNOW

Kentucky was picked to win the SEC regular-season title by the league's media members. Reid Travis was tabbed to the preseason All-SEC First Team while PJ Washington was a second-team pick

The Wildcats begin the season ranked No. 2 in the Associated Press Top 25 and the USA Today Coaches Poll. UK picked up 19 of 65 first-place votes in the AP Top 25 and 12 of 32 in the Coaches Poll. It is the sixth time in John Calipari's 10 seasons the Wildcats have been ranked in the preseason top three in both polls

Five Wildcats were named to the Naismith Memorial Basketball Hall of Fame positional award watch lists. Tyler Herro (shooting guard), Keldon Johnson (small forward), Travis (power forward), Washington (power forward) and Nick Richards (center) were all selected

#### SCHEDULE

OCTOBER						
26	2/2	-/-	^TRANSYLVANIA	SEC	W, 94-66	
NOVEMBER						
2	2/2	-/-	^INDIANA UNIV. OF PA.	SEC	W, 86-64	
6	2/2	4/3	vs. Duke <sup>1</sup>	ESPN	9:30 p.m.	
9	2/2	-/-	SOUTHERN ILLINOIS	SEC	7 p.m.	
14	-/-	-/-	NORTH DAKOTA <sup>2</sup>	SEC	9 p.m.	
18	-/-	-/-	VMI <sup>2</sup>	SEC	6 p.m.	
21	-/-	-/-	WINTHROP <sup>2</sup>	SEC	1 p.m.	
23	-/-	-/-	TENNESSEE STATE <sup>2</sup>	SEC	7 p.m.	
28	-/-	-/-	MONMOUTH	SEC	8:30 p.m.	
DECEMBER						
1	-/-	-/-	UNC GREENSBORO	ESPN2	1 p.m.	
8	-/-	-/-	vs. Seton Hall <sup>3</sup>	Fox	Noon	
15	-/-	-/-	UTAH	ESPN2	5 p.m.	
22	-/-	-/-	vs. North Carolina <sup>4</sup>	CBS	5:15 p.m.	
29	-/-	-/-	at Louisville	ESPN2	2 p.m.	
JANUARY						
5	-/-	-/-	at Alabama*	ESPN	Noon/ 1 p.m.	
8	-/-	-/-	TEXAS A&M*	ESPN2/ SEC	7 p.m.	
12	-/-	-/-	VANDERBILT*	SEC	8:30 p.m.	
15	-/-	-/-	at Georgia*	ESPN2/ U/SEC	7 p.m.	
19	-/-	-/-	at Auburn*	ESPN2	4/6 p.m.	
22	-/-	-/-	MISSISSIPPI STATE*	ESPN2	7 p.m.	
26	-/-	-/-	KANSAS <sup>5</sup>	SEC	6 p.m.	
29	-/-	-/-	at Vanderbilt*	ESPN2	9 p.m.	
FEBRUARY						
2	-/-	-/-	at Florida*	ESPN2	4/6 p.m.	
5	-/-	-/-	SOUTH CAROLINA*	SEC	7 p.m.	
9	-/-	-/-	at Mississippi State*	CBS	1 p.m.	
12	-/-	-/-	LSU*	ESPN2	7 p.m.	
16	-/-	-/-	TENNESSEE*	ESPN2	8 p.m.	
19	-/-	-/-	at Missouri*	ESPN2	9 p.m.	
23	-/-	-/-	AUBURN*	CBS	1:30 p.m.	
26	-/-	-/-	ARKANSAS*	ESPN2/ SEC	9 p.m.	
MARCH						
2	-/-	-/-	at Tennessee*	CBS	2 p.m.	
5	-/-	-/-	at Ole Miss*	ESPN2/ U/SEC	9 p.m.	
9	-/-	-/-	FLORIDA*	CBS	2 p.m.	
13-17	-/-	-/-	SEC Tournament <sup>5</sup>	ESPN/ SEC	TBA	

All times Eastern | \*SEC conference game | HOME GAMES IN CAPS | ^Exhibition  
<sup>1</sup>State Farm Champions Classic (Indianapolis | Bankers Life Fieldhouse)  
<sup>2</sup>Ohio Valley Hardwood Showcase (Rupp Arena | Lexington, Ky.)  
<sup>3</sup>Citi Hoops Classic (Madison Square Garden | New York)  
<sup>4</sup>CBS Sports Classic (United Center | Chicago)  
<sup>5</sup>SEC/Big 12 Challenge (Rupp Arena | Lexington, Ky.)  
<sup>6</sup>SEC Tournament (Bridgestone Arena | Nashville, Tenn.)

#### BROADCAST INFO

**ESPN** **UK SPORTS NETWORK**

Dan Shulman, play-by-play  
 Jay Bilas, analyst  
 Laura Rutledge, sideline

Tom Leach, play-by-play  
 Mike Pratt, analyst

**SATELLITE RADIO**

Sirius 81 | XM 81 | Internet 81

\*exhibition stats (including foreign tours)



# TV CHART



**0** **QUADE GREEN**  
**Sophomore | Guard**  
 6-0 | 170  
 Philadelphia  
 Neumann-Goretti  
 @Q\_Green1  
 @q\_boogi



**2** **ASHTON HAGANS**  
**Freshman | Guard**  
 6-3 | 192  
 Cartersville, Ga.  
 Newton  
 @H23Ash  
 @ashton.hagans



**3** **KELDON JOHNSON**  
**Freshman | Guard**  
 6-6 | 211  
 South Hill, Va.  
 Oak Hill Academy  
 @keldonjohnson




**4** **NICK RICHARDS**  
**Sophomore | Forward**  
 6-11 | 244  
 Kingston, Jamaica  
 The Patrick School  
 @iamnickrichards  
 @nickrichards\_  
 @iamnickrichards



**5** **IMMANUEL QUICKLEY**  
**Freshman | Guard**  
 6-3 | 185  
 Havre de Grace, Md.  
 The John Carroll School  
 @IQ\_GodSon  
 @immanuelquickley\_



**10** **JONNY DAVID**  
**Senior | Guard**  
 6-2 | 188  
 Pittsburgh  
 Mt. Lebanon  
 @JonnyDavid  
 @j david010  
 @JonnyDavidUK10



**12** **BRAD CALIPARI**  
**Junior | Guard**  
 6-0 | 179  
 Franklin Lakes, N.J.  
 MacDuffie School  
 @bradcalipari  
 @brad.calipari  
 @bradcalipari



**13** **JEMARL BAKER JR.**  
**R-Freshman | Guard**  
 6-4 | 192  
 Menifee, Calif.  
 Eleanor Roosevelt  
 @jemarlakerjr  
 @jemarlakerjr



**14** **TYLER HERRO**  
**Freshman | Guard**  
 6-5 | 195  
 Milwaukee  
 Whitnall  
 @raf\_tyler  
 @nolimittherro



**21** **ZAN PAYNE**  
**Freshman | G/F**  
 6-4 | 240  
 Lexington, Ky.  
 Lexington Catholic  
 @youngpayne2321  
 @alexander.payne23



**22** **REID TRAVIS**  
**Graduate | Forward**  
 6-8 | 240  
 Minneapolis  
 Stanford University  
 @2ReidTravis2  
 @reid\_travis\_22



**23** **EJ MONTGOMERY**  
**Freshman | Forward**  
 6-10 | 225  
 Fort Pierce, Fla.  
 Wheeler  
 @E\_Montgomery  
 @\_mont23



**25** **PJ WASHINGTON**  
**Sophomore | Forward**  
 6-8 | 228  
 Dallas  
 Findlay Prep  
 @PJWashington  
 @pj\_washington



**JOHN CALIPARI**  
**Head Coach**  
 10th Season  
 @UKCoachCalipari  
 @UKCoachCalipari  
 @UKCoachCalipari



**KENNY PAYNE**  
**Assoc. Head Coach**  
 Ninth season at UK  
 Fifth season as associate HC



**TONY BARBEE**  
**Assistant Coach**  
 Fifth season at UK  
 Fourth season as assistant  
 @CoachTonyBarbee



**JOEL JUSTUS**  
**Assistant Coach**  
 Fifth season at UK  
 Third season as assistant  
 @UKCoachJustus  
 @UKCoachJustus



**JOHN ROBIC**  
**Special Assistant**  
 Ninth season at UK  
 Second season as special asst.

## Pronunciation Guide

JEMARL Baker	(Jamal)
Brad/John CALIPARI	(cal-uh-PEAR-ee)
QUADE Green	(KWAH-DAY)
Ashton HAGANS	(HAY-Gens)

## Roster

### ALPHABETICAL

NO.	NAME	POS.	HT.	WT.	CL.	HOMETOWN (PREVIOUS SCHOOL)
13	Jemarl Baker Jr.	G	6-4	192	R-Fr.	Menifee, Calif. (Eleanor Roosevelt)
12	Brad Calipari	G	6-0	179	Jr.	Franklin Lakes, N.J. (MacDuffie School)
10	Jonny David	G	6-2	188	Sr.	Pittsburgh (Mt. Lebanon)
0	Quade Green	G	6-0	170	So.	Philadelphia (Neumann-Goretti)
2	Ashton Hagans	G	6-3	192	Fr.	Cartersville, Ga. (Newton)
14	Tyler Herro	G	6-5	195	Fr.	Milwaukee (Whitnall)
3	Keldon Johnson	G	6-6	211	Fr.	South Hill, Va. (Oak Hill Academy)
23	EJ Montgomery	F	6-10	225	Fr.	Fort Pierce, Fla. (Wheeler)
21	Zan Payne	G/F	6-4	240	Fr.	Lexington, Ky. (Lexington Catholic)
5	Immanuel Quickley	G	6-3	185	Fr.	Havre de Grace, Md. (The John Carroll School)
4	Nick Richards	F	6-11	244	So.	Kingston, Jamaica (The Patrick School)
22	Reid Travis	F	6-8	240	Gr.	Minneapolis (Stanford University)
23	PJ Washington	F	6-8	228	So.	Dallas (Findlay Prep)

**Head Coach:** John Calipari (Clarion, 1982)  
**Associate Head Coach:** Kenny Payne (Louisville, 2003)  
**Assistant Coaches:** Tony Barbee (UMass, 1993)  
 Joel Justus (UNC Wilmington, 2004)  
**Special Asst. to the Head Coach:** John Robic (Denison, 1986)  
**Assoc. AD/Basketball Operations:** Chris Woolard (UCLA, 1997)

**Director of Basketball Admin.:** Will Barton (Kentucky, 2013)  
**Strength Coach:** Robert Harris (Kentucky State, 2009)  
**Athletic Trainer:** Chris Simmons (Memphis, 2002)  
**Equipment Manager:** Mark Evans (Kentucky, 2013)  
**Recruiting Analyst:** Brady Kennedy (Kentucky, 2016)



# POLLS, STATS, MEDIA INFO

## Weekly Media Schedule

5 Mon.	6 Tue.	7 Wed.	8 Thu.	9 Fri.	10 Sat.	11 Sun.
No media availability	vs. Duke 9:30 p.m.   ESPN	No media availability	Media opportunity: 2 p.m.	vs. Southern Illinois 7 p.m.   SEC Network	No media availability	No media availability
Travel day		Practice at 2:30 p.m.	Practice: 2:30 p.m.		Off day	Practice: 10 a.m. & 5 p.m.
Practice: 2 p.m. (in Indianapolis)						

### Communications & PR Staff



**Eric Lindsey**  
Director  
Cell - 859.619.0944  
Email - eric.lindsey@uky.edu



**Deb Moore**  
Associate Director  
Cell - 859.559.5781  
Email - deb.moore@uky.edu



**Jake Most**  
Assistant Director  
Cell - 516.996.3229  
Email - jake.most@uky.edu

### Media Information

#### CREDENTIAL REQUESTS

Requests for single-game credentials should be made as far in advance as possible and no later than five days prior to game day online at [sportssystem.com/kentucky](http://sportssystem.com/kentucky).

#### CREDENTIAL CRITERIA

The University of Kentucky's decision to issue credentials to a media outlet for the purposes of covering a UK basketball home or away event is determined by a variety of factors. They include the following:

- Amount of coverage given to Kentucky throughout the season
- Intention/ability to cover all 22 sports at Kentucky
- Distribution/size of publication: free, subscription, sale on newsstands, website traffic, etc.
- Radio or TV station program format and size of audience
- Length of existence of the publication, amount of original copy generated, number of full-time employees of the publication and the journalistic experience of the reporter(s)
- Attendance at Kentucky media sessions, including Olympic sport opportunities
- Space availability
- Professionalism, which includes but is not limited to conduct at games, press conferences, practices, on social media, etc.

The University of Kentucky has the right to revoke credentials under its own discretion.

#### INTERVIEW POLICIES-GENERAL

All interviews with University of Kentucky basketball players or staff members must be arranged through the Communications and public relations office. Media should never contact a player or coach directly.

The Wildcat Coal Lodge, dormitories, team locker rooms and other team quarters are private team areas. Media members are not permitted in these areas unless accompanied by appropriate university personnel.

#### PRACTICE/PRESS CONFERENCES

Other than announced exceptions, UK basketball practices are closed to the media. UK will accept requests to attend practice. All requests must be made by 10 a.m. the day before the practice. In cases in which practices are open to the media, no cell phones are allowed in the practice facility.

Player interviews are conducted prior to practices the day before a game and will be available to all UK media in the Joe Craft Center lower-level lobby. UK will accept requests for player interviews, but they must be submitted 24 hours prior to the scheduled availability.

Coach John Calipari or an assistant coach will meet with members of the media immediately following player interviews in the lower level lobby of the Joe Craft Center.

Gameday shoot-arounds are closed to the media.

#### TELEPHONE PLAYER INTERVIEWS

Telephone interviews are available to the media on a call-back basis. Individual player and coach telephone numbers will not be given to members of the media.

Players are instructed not to conduct interviews when contacted directly by telephone. The communications and public relations office will arrange for telephone interviews at a time most convenient for the student-athlete.

Other special requests are handled on a case-by-case basis.

#### POSTGAME INTERVIEWS

Following each game, there is a cooling-off period, during which time the players shower and dress. Approximately 10 minutes after the game ends, Coach Calipari conducts his postgame press conference while a player is taken to the UK Sports Network.

Following Coach Calipari's press conference and the cooling-off period, selected UK players are brought to the media interview room.

### The Polls

#### Associated Press Top 25 Preseason

1. Kansas (37)
2. Kentucky (19)
3. Gonzaga (1)
4. Duke (4)
5. Virginia (2)
6. Tennessee (1)
7. Nevada
8. North Carolina
9. Villanova (1)
10. Michigan State
11. Auburn
12. Kansas State
13. West Virginia
14. Oregon
15. Virginia Tech
16. Syracuse
17. Florida State
18. Mississippi State
19. Michigan
20. TCU
21. UCLA
22. Clemson
23. LSU
24. Purdue
25. Washington

**Receiving Votes:** Loyola (Chicago), Marquette, Indiana, Florida, Nebraska, Maryland, Wisconsin, Notre Dame, Cincinnati, Alabama, UCF, Buffalo, Arizona, Louisville, Miami (Fla.), San Diego State, USC, Butler, Texas Tech, Texas, Arizona State, St. John's, Providence, Xavier, Missouri, NC State, Marshall, Davidson

#### USA Today Coaches Poll Preseason

1. Kansas (14)
2. Kentucky (12)
3. Duke (4)
4. Gonzaga (1)
5. Virginia (1)
6. Tennessee
7. North Carolina
8. Villanova
9. Nevada
10. Michigan State
11. Kansas State
12. Auburn
13. West Virginia
14. Syracuse
15. Florida State
16. Oregon
17. Virginia Tech
18. Michigan
19. Mississippi State
20. UCLA
21. TCU
22. Purdue
23. Clemson
24. Washington
25. Nebraska

**Receiving Votes:** LSU, Loyola (Chicago), Florida, Indiana, Marquette, Cincinnati, NC State, Alabama, Maryland, Louisville, Providence, Buffalo, USC, Arizona, Butler, UCF, Notre Dame, Texas, Wisconsin, Missouri Baylor, Miami (Fla.), St. John's, Vanderbilt

### UK in the Rankings

#### Team Rankings

Category	Stat	SEC [NCAA]
Scoring	-	-
Scoring Defense	-	-
Scoring Margin	-	-
Free Throw %	-	-
Field Goal %	-	-
Field Goal % Def.	-	-
3-Point FG %	-	-
3-Point FG % Def.	-	-
Rebounding Off.	-	-
Rebounding Def.	-	-
Rebounding Margin	-	-
Blocks Per Game	-	-
Assists Per Game	-	-
Steals Per Game	-	-
Turnover Margin	-	-
Assist/TO Ratio	-	-
Off. Rebs. Per Game	-	-
Def. Rebs. Per Game	-	-
Def. Rebound %	-	-
Off. Rebound %	-	-
3-Point FG Per Game	-	-

#### Individual Rankings

Category/Player	Stat	SEC [NCAA]
-	-	-

### Southeastern Conference Standings

Team	SEC Record	Overall Record	Games Back
Alabama	0-0 (.000)	0-0 (.000)	0.0
Arkansas	0-0 (.000)	0-0 (.000)	0.0
Auburn	0-0 (.000)	0-0 (.000)	0.0
Florida	0-0 (.000)	0-0 (.000)	0.0
Georgia	0-0 (.000)	0-0 (.000)	0.0
<b>Kentucky</b>	<b>0-0 (.000)</b>	<b>0-0 (.000)</b>	<b>0.0</b>
LSU	0-0 (.000)	0-0 (.000)	0.0
Mississippi State	0-0 (.000)	0-0 (.000)	0.0
Missouri	0-0 (.000)	0-0 (.000)	0.0
Ole Miss	0-0 (.000)	0-0 (.000)	0.0
South Carolina	0-0 (.000)	0-0 (.000)	0.0
Tennessee	0-0 (.000)	0-0 (.000)	0.0
Texas A&M	0-0 (.000)	0-0 (.000)	0.0
Vanderbilt	0-0 (.000)	0-0 (.000)	0.0

### Upcoming in the SEC

#### Nov. 6-Nov. 10

Contest	Time	TV Network
<b>Tuesday, Nov. 6</b>		
Lenoir Rhyne at Tennessee	7 p.m.	SEC Network
USC Upstate at South Carolina	7 p.m.	SEC Network+
Winthrop at Vanderbilt	8 p.m.	SEC Network+
Southern at Alabama	8 p.m.	SEC Network+
Central Arkansas at Missouri	8 p.m.	SEC Network+
SE Louisiana at LSU	8:30 p.m.	SEC Network+
Florida at Florida State	9 p.m.	ESPN2
South Alabama at Auburn	9 p.m.	SEC Network
<b>Duke vs. Kentucky</b>	<b>9:30 p.m.</b>	<b>ESPN</b>
<b>Wednesday, Nov. 7</b>		
Savannah State at Texas A&M	9:30 p.m.	SEC Network+
<b>Friday, Nov. 9</b>		
Texas vs. Arkansas	TBD	ESPN
Louisiana at Tennessee	7 p.m.	SEC Network+
Stony Brook at South Carolina	7 p.m.	SEC Network+
Missouri at Iowa State	7 p.m.	-
<b>Southern Illinois at Kentucky</b>	<b>7 p.m.</b>	<b>SEC Network</b>
Charleston Southern at Florida	7 p.m.	SEC Network+
Austin Peay at Mississippi State	7:30 p.m.	SEC Network+
UNC Greensboro at LSU	8 p.m.	SEC Network+
Savannah State at Georgia	8:30 p.m.	SEC Network+
Washington at Auburn	9:30 p.m.	SEC Network
UC Irvine at Texas A&M	9:30 p.m.	SEC Network+
<b>Saturday, Nov. 10</b>		
Western Michigan at Ole Miss	4 p.m.	SEC Network+

All times Eastern





# NOTES

## Honoring the Cats

### Tyler Herro

- Jerry West Award Preseason Watch List

### Keldon Johnson

- Julius Erving Award Preseason Watch List

### Nick Richards

- Kareem Abdul-Jabbar Award Preseason Watch List

### Reid Travis

- Preseason AP All-American Honorable Mention
- Preseason All-SEC First Team
- Karl Malone Award Preseason Watch List

### PJ Washington

- Preseason All-SEC Second Team
- NBC Sports Preseason All-America Fourth Team
- Karl Malone Award Preseason Watch List

## Not Your Typical Season Opener

When it was announced last season that the State Farm Champions Classic would move up a week and start the 2018-19 college basketball season, there was obviously a ton of excitement and hype based on the history of the four programs. Fast forward to game week and the hype has grown exponentially. There are a number of reasons why.

First, one needs to look no further than the rankings beside each teams' names. UK enters the season ranked No. 2 in both the Associated Press Top 25 and USA Today Coaches Poll while Duke will start the season at No. 4 in the AP Top 25 and No. 3 in the Coaches Poll. The significance? Not only is it the first time UK has opened the regular season vs. an opponent ranked inside the AP Top 25 since Nov. 15, 1996 (the third-ranked Wildcats fell to 20th-ranked Clemson 79-71 in overtime), it's the first time Kentucky has been a part of an AP top-five matchup since Nov. 17, 1979.

The opponent for that game? None other than Duke (No. 3), which defeated the Wildcats (No. 2) 82-76 in overtime in the Hall of Fame Classic in Springfield, Massachusetts.

As a matter of fact, according to STATS, this will mark just the seventh time in AP Top 25 history that two top-five teams will meet one another in their respective season openers and the first time since 1994 when John Calipari's No. 3 UMass team toppled No. 1 Arkansas 104-80.

UK (regardless of its ranking) has played a top-10 opponent to open a season four other times, posting a 2-2 mark in those games.

The excitement for this game also grew as the two schools -- as they often do recently -- locked up the nation's top two ranked recruiting classes. Nearly a third of the top 30 players in ESPN's class of 2018 rankings play at Kentucky (five) or Duke (four).

UK leads the all-time matchup with Duke 12-9 with a number of memorable moments. While most are quick to point to the infamous Christian Laettner shot in 1992, the Wildcats have some unforgettable victories over the Blue Devils, most notably the 1978 national championship game and a double-digit Kentucky comeback in the 1998 Elite Eight to get to the Final Four and eventually the program's seventh national title.

Remarkably, both teams have been ranked in the top 10 of the AP Top 25 in 10 of the last 13 meetings of these two teams, including this season.

All told, UK has been featured in a top-five AP matchup in the Champions Classic on three other occasions.

- Nov. 12, 2013 - No. 2 Michigan State 78, No. 1 Kentucky 74
- Nov. 18, 2014 - No. 1 Kentucky 72, No. 5 Kansas 40
- Nov. 17, 2015 - No. 2 Kentucky 74, No. 5 Duke 63

UK is 5-3 overall when both teams are ranked in the top five under Calipari. As for this matchup and its Champions Classic implications ...

## Winner Takes Champions Classic Lead

In an event that features the titans of college basketball, Kentucky and Duke have the opportunity Tuesday to take sole possession of first place in the series' total wins. The two schools enter Tuesday's showdown with identical 4-3 records in the State Farm Champions Classic.

- The series is tightly bunched. Behind UK and Duke, Kansas and Michigan State each have 3-4 records
- This will be the third meeting between the Wildcats and the Blue Devils but the first since UK defeated Duke 74-63 in Chicago in 2015. The Wildcats are 1-1 vs. the Blue Devils in the Champions Classic
- The matchup in Bankers Life Fieldhouse should bring back positive memories for Big Blue Nation. The last time the Champions Classic was in Indianapolis in Bankers Life Fieldhouse, in 2014, UK stomped Kansas 72-40 to spark one of the best seasons in UK history. That 2014-15 team went on to a 38-0 record before falling in the Final Four in -- of all places -- Indianapolis, just down the street at Lucas Oil Stadium.

## Kentucky Closes Exhibition Season with Hard-Fought Win over IUP

Kentucky withstood a fearless effort from Indiana University of Pennsylvania for an 86-64 victory at Rupp Arena on Friday, closing out UK's exhibition season -- which included the Big Blue Bahamas exhibition tour in August -- with a 6-0 record.

Although the IUP name might not catch the eyes of fans, it was just the kind of test John Calipari was hoping his team would face before its regular-season opener vs. Duke. IUP enters the season ranked No. 8 in the National Association of Basketball Coaches' preseason top 25 Division II poll.

UK needed strong performances from its 1-2 interior punch of Reid Travis and PJ Washington. Travis dominated with 22 points and 14 rebounds -- both game highs -- for his third straight double-double in exhibition play (including the Bahamas), while Washington chipped in with 20 points and six rebounds. Tyler Herro also made five 3-pointers and scored 17 points and Keldon Johnson totaled 11 points with five assists.

Kentucky used a 14-0 run midway through the first half to withstand some early IUP blows, but IUP closed the half strong and got within six points with under a minute to play before halftime.

The Crimson Hawks hung close for a while, but Quade Green's 3-pointer with 6:46 gave the Wildcats a 67-55 lead, a double-digit advantage they would never relinquish.

UK made 9 of 22 from behind the arc after a 1-for-13 performance a week earlier vs. Transylvania. Kentucky dominated inside again, outscoring IUP 38-20 in the paint and outrebounding the Crimson Hawks 27-16.

## Wildcats Turn Up for Tune-Ups

Kentucky went 6-0 during its exhibition season, counting the foreign tour to the Bahamas.

Although the games don't count in the official records, the Wildcats have a knack for taking care of business in exhibition games nonetheless. UK improved to 136-12 all-time in exhibition games with its win over Indiana University of Pennsylvania last week and has won its last 15 scrimmages, dating back to Nov. 2, 2014, vs. Pikeville.

Including the foreign tour games in the Bahamas, Kentucky was impressive in its six exhibition games. The Wildcats outscored their opponents by an average of 27.7 points per game. UK shot 50.9 percent from the field while holding the competition to 36.2 percent from the floor. Kentucky was most impressive on the glass during its exhibition season, outrebounding opponents by an average of 16.3 boards per game.

Five players averaged double figures, led by PJ Washington and Tyler Herro with 15.0 points per game. Reid Travis averaged a double-double with 12.8 points and 10.8 rebounds per contest. Keldon Johnson (12.8 points per game) and Nick Richards (11.5 ppg) also averaged in double figures.

## UK Perfect in Season Openers under Calipari

Kentucky will try to make it 10 for 10 in regular-season openers under John Calipari with a victory on Tuesday. UK is 9-0 to this point -- although this matchup, as detailed above, is certainly a step up in the level of competition.

Going back to his time at Memphis, John Calipari has won 14 straight regular-season openers.



## 2018-19 Lead-Deficit Comparison

Opponent	Biggest Lead	Biggest Deficit	Biggest Run	Changes	Ties	Led	Trailed	Result
TRANSY	29 (2nd)	None	12-0	0	0	39:46	0:00	W, 94-66
IUP	24 (2nd)	1 (1st)	14-0	2	2	39:09	0:16	W, 86-64
vs. Duke								
S. ILLINOIS								
N. DAKOTA								
VMI								
WINTHROP								
TENNESSEE ST.								
MONMOUTH								
UNCG								
vs. Seton Hall								
UTAH								
vs. N. Carolina								
at Louisville								
at Alabama								
TEXAS A&M								
VANDERBILT								
at Georgia								
at Auburn								
MISSISSIPPI ST.								
KANSAS								
at Vanderbilt								
at Florida								
SOUTH CAROLINA								
at Mississippi St.								
LSU								
TENNESSEE								
at Missouri								
AUBURN								
ARKANSAS								
at Tennessee								
at Ole Miss								
FLORIDA								
<b>BIGGEST/MOST</b>								
<b>TOTALS</b>								

## Kentucky Picked to Win 49th SEC Title

With a mix of seasoned veterans and another crop of talented newcomers, Kentucky will once again be the hunted. Of course that's the same mantra every season, but a select panel of media confirmed the standard for 2018-19 when it voted the Wildcats to win their sixth regular-season title under 10th-year head coach John Calipari.

Should Kentucky achieve the feat, it would mark the program's 49th overall regular-season title.

It's the 14th time since the 1998-99 season the Wildcats are the overall pre-season favorite. Calipari has directed his teams to regular-season SEC crowns in 2010, 2012, 2015, 2016 and 2017. Kentucky has claimed the SEC Tournament title in each of the last four seasons and six in all, winning in 2010, 2011, 2015, 2016, 2017 and 2018.

Each school selected media members that cover their team and additional media from across the nation were selected by the conference office to comprise the voting panel. Points were compiled on a 14-13-12-11-10-9-8-7-6-5-4-3-2-1 basis. Each media member also voted for two All-SEC teams.

## Travis, Washington Tabled Preseason All-SEC

In a league as talented as it's ever been, Reid Travis and PJ Washington were tabbed preseason All-Southeastern Conference picks by the league's media.

Travis was picked to be the first team while PJ Washington was tabbed to be the second team. Both players, along with Keldon Johnson, received at least one vote for the preseason pick for SEC Player of the Year.

Travis is joined by Arkansas' Daniel Gafford, LSU's Tremont Waters, South Carolina's Chris Silva and Tennessee's Grant Williams. Williams was the choice of the media for the preseason player of the year. Joining Washington on the second team were Auburn's Bryce Brown and Jared Harper, Florida's Jalen Hudson, Mississippi State's Quinndary Weatherspoon, Missouri's Jontay Porter and Tennessee's Admiral Schofield.

## UK Starts Season No. 2 in Polls

With what appears to be a dangerous blend of talent, unusual (for Kentucky) experience and the momentum of a powerful preseason showing in the Bahamas, UK will start the 2018-19 season ranked No. 2 in both the Associated Press Top 25 and the USA Today Coaches Poll. It is the sixth time under John Calipari the Wildcats will begin the year ranked among the top three in both polls.

Kansas was the only team voted ahead of the Wildcats in both polls. UK picked up 19 of the possible 65-first place votes in the AP Top 25 and 12 of the 32 votes in the Coaches Poll. Kentucky just missed out on the No. 1 ranking in the Coaches Poll with 761 points. Kansas received 771.

It's the ninth time in 10 seasons the Wildcats will begin the season ranked among the nation's top five to begin the season.

The AP Top 25 and the Coaches Poll aren't the only preseason rankings that are showing confidence in the Wildcats. The Blue Ribbon College Basketball Yearbook and Andy Katz of NCAA.com tabbed UK No. 1 in their preseason rankings.

Seven Kentucky opponents -- three of which UK will play twice -- enter the 2018-19 season ranked in the AP Top 25, including four top-10 opponents in Kansas (1), Duke (4), Tennessee (6) and North Carolina (8). Four more teams sit just outside the top 25 and received votes.

In the Coaches Poll, six opponents are ranked, four are in the top 10 and six others received votes.

Showcasing the league's strength, fellow SEC members Tennessee (6), Auburn (11), Mississippi State (18) and LSU (23) were ranked among the AP Top 25. Additionally, Florida, Alabama and Missouri earned votes.

## Five Players on Naismith Hall of Fame Watch Lists

A whopping five Wildcats -- Tyler Herro, Keldon Johnson, Nick Richards, Reid Travis and PJ Washington -- made preseason watch lists for their positional player of the year awards presented by the Naismith Memorial Basketball Hall of Fame. No other school featured more than four players.

Herro is on the list for the Jerry West Award (best shooting guard). Johnson was tabbed to the Julius Erving Award list (best small forward). Richards is among the candidates for the Kareem Abdul-Jabbar Award (best center), and Travis and Washington are on the Karl Malone Award list (best power forward).

By mid-February, each watch list of 20 players will be narrowed down to 10. In March, five finalists will be presented to the various awards' committees and the Hall of Fame's selection committee. The winner of the 2018 positional awards will be presented at the ESPN College Basketball Awards Show April 12.



# NOTES

## CATS IN THE NBA

At the beginning of the 2018-19 season, 31 former Wildcats were on an opening-day roster, more than any other school in the country. The following listing is as of opening day.

Name	Team
Bam Adebayo	Miami Heat
Eric Bledsoe	Milwaukee Bucks
Devin Booker	Phoenix Suns
Isaiah Briscoe	Orlando Magic
Willie Cauley-Stein	Sacramento Kings
DeMarcus Cousins	Golden State Warriors
Anthony Davis	New Orleans Pelicans
Hamido Diallo	Oklahoma City Thunder
De'Aaron Fox	Sacramento Kings
Wenyen Gabriel	Sacramento Kings
Shai Gilgeous-Alexander	Los Angeles Clippers
Andrew Harrison	Memphis Grizzlies
Enes Kanter	New York Knicks
Michael Kidd-Gilchrist	Charlotte Hornets
Brandon Knight	Phoenix Suns
Kevin Knox	New York Knicks
Skal Labissiere	Sacramento Kings
Trey Lyles	Denver Nuggets
Jodie Meeks	Milwaukee Bucks
Darius Miller	New Orleans Pelicans
Malik Monk	Charlotte Hornets
Jamal Murray	Denver Nuggets
Nerlens Noel	Oklahoma City Thunder
Patrick Patterson	Oklahoma City Thunder
Alex Poythress	Atlanta Hawks
Julius Randle	New Orleans Pelicans
Rajon Rondo	Los Angeles Lakers
Karl-Anthony Towns	Minnesota Timberwolves
Tyler Ulis	Chicago Bulls
Jarred Vanderbilt	Denver Nuggets
John Wall	Washington Wizards

Several former Wildcats are among the NBA league leaders in the major statistical categories. Stats are through Nov. 3. Former UK players are in **BOLD**.

### Rebounds Per Game

1. Andre Drummond (Pistons) - 15.4
- 12. Karl-Anthony Towns (Timberwolves) - 10.7**
- 12. Enes Kanter (Knicks) - 10.3**

### Assists Per Game

1. Kyle Lowry (Raptors) - 11.2
- 9. De'Aaron Fox (Kings) - 7.8**
- T11. John Wall (Wizards) - 7.4**
- T13. Eric Bledsoe (Bucks) - 6.9**

### Blocks Per Game

1. JaVale McGee (Lakers) - 3.56
- 6. Karl-Anthony Towns (Timberwolves) - 2.11**
- T20. Michael Kidd-Gilchrist (Hornets) - 1.40**

### Steals Per Game

1. Jimmy Butler (Timberwolves) - 2.57
- 6. John Wall (Wizards) - 2.13**

### Field-Goal Percentage

1. Rudy Gobert (Jazz) - .718
- 13. Willie Cauley-Stein (Kings) - .569**

### Free-Throw Percentage

1. Two tied - 1.000
- 20. Shai Gilgeous-Alexander (Clippers) - .905**

### 3-Point Field Goals Made Per Game

1. Stephen Curry (Warriors) - 5.9
- T13. Devin Booker (Suns) - 2.8**

### Double-Doubles

1. Joel Embiid (76ers) - 9
- T12. Anthony Davis (Pelicans) - 5**
- T12. Enes Kanter (Knicks) - 5**
- T18. Karl-Anthony Towns (Timberwolves) - 4**

## Rewarding Success in 2017-18

By the John Calipari era "gold standard" expectations, 2017-18 was an up-and-down season.

With a historically young team -- the most inexperienced ever, according to Ken Pomeroy -- UK certainly hit a few potholes during the season, most notably the first four-game losing streak of the Calipari era.

But when things mattered most and it was time to land the plane, as Calipari likes to say, the Wildcats straightened the aircraft out and achieved some lofty goals -- the biggest of which was another Southeastern Conference Tournament title.

UK won its fourth straight conference tournament championship with a dominating run in St. Louis. Kentucky won its sixth SEC Tournament title in Calipari's nine seasons and headed into the 2017-18 NCAA Tournament by winning seven of its final eight games.

The Wildcats made their nation-leading 57th all-time appearance and fifth straight in the NCAA Tournament in 2018 (58 on-court appearances as the 1988 appearance was vacated) and its 26th Sweet 16 appearance since 1975 (the first year that all teams in the tournament were required to win at least one game to advance to the Sweet 16). That's the second-most appearances in the country.

Kentucky was selected as the No. 5 seed in the South Region and downed No. 12 seed Davidson 78-73 in the opening-round game before rolling No. 13 seed Buffalo 95-75 in the second round. The Wildcats fell to Kansas State, the No. 9 seed in the region, in the Sweet 16 despite 18 points and a career-high 15 rebounds from freshman forward PJ Washington.

UK has advanced to the Sweet 16 in seven of John Calipari's nine seasons and won six of seven under Coach Cal. Calipari is 11-3 all-time in Sweet 16 games. Kentucky's loss to Kansas State was its first in its last nine appearances in the Sweet 16.

## UK Leads Nation with 31 Players on NBA Rosters

Every year the numbers gets bigger and wilder, but the bottom line remains the same: No school can match the Kentucky men's basketball team's ability to develop players and put them in the NBA.

A whopping 31 players on NBA opening-day rosters (including two-way, inactive and suspension lists) played and finished their college basketball careers at the University of Kentucky, the nation's most prolific NBA player-producing program in the country. UK's 31 players were once again the most of any college basketball program, beating the next-closest school (Duke with 25) by six players.

Of the 31 players in the NBA to start the 2018-19 season, 6.3 percent played and finished their college basketball careers at UK. There are actually fewer teams without a Wildcat (11) than there are NBA teams featuring Wildcats (19).

Kentucky's NBA dominance was best represented in Sacramento, Denver, New Orleans and Oklahoma City, where a combined 13 Wildcats now play at the highest level of the game. Former UK stars Willie Cauley-Stein, De'Aaron Fox, Wenyen Gabriel and Skal Labissiere call Sacramento their home; Trey Lyles, Jamal Murray and Jarred Vanderbilt play for Denver; Anthony Davis, Darius Miller and Julius Randle are in New Orleans; and Hamidou Diallo, Nerlens Noel and Patrick Patterson suit up for OKC.

Three other franchises -- the Milwaukee Bucks (Eric Bledsoe, Jodie Meeks) the Charlotte Hornets (Michael Kidd-Gilchrist, Malik Monk) and the New York Knicks (Enes Kanter, Kevin Knox) -- opened the season with at least two Wildcats apiece.

Of the 31 Wildcats on an opening-day NBA roster, head coach John Calipari has coached 29 of them. With Tyreke Evans (Indianapolis Pacers) and Derrick Rose (Minnesota Timberwolves), who played for Calipari at Memphis, Calipari has coached 31 players on 2018-19 opening-day rosters.

Using figures compiled by basketball-reference.com and spotrac.com, Calipari-coached players only (which includes Rose and Evans but not Meeks or Rondo) have amassed nearly \$1.9 billion in career NBA contracts (\$1.87 billion). In the nine seasons Calipari has been the head coach at Kentucky, his players have totaled more than \$1.5 billion in NBA contracts.

In just the 2018-19 season alone, UK players are slated to make almost \$190 million. Calipari-coached players only (which includes Rose and Evans but not Meeks or Rondo) will make nearly \$195 million.

## Four Players Drafted in 2018; Five Make NBA Rosters

Kentucky's aforementioned presence in the NBA was bolstered by yet another strong NBA Draft. Four players -- Hamidou Diallo (45th), Shai Gilgeous-Alexander (11th), Kevin Knox (ninth) and Jarred Vanderbilt (41st) were all selected in the 2018 NBA Draft.

Wenyen Gabriel went undrafted but proved himself worthy of a chance with a team with a great summer of workouts and

## Measurables



### Top Wing Span

1. Nick Richards - 7'5"
2. PJ Washington - 7'3"
3. Reid Travis - 7'0.25"
4. EJ Montgomery - 6'11.5"
5. Keldon Johnson - 6'8.75"

### Top Vertical

1. Immanuel Quickley - 37.0"
2. Johnson/Richards/Washington - 36.50"
5. Ashton Hagans - 36.0"
6. Reid Travis - 35.5"

### Top Hand Width

1. Nick Richards - 10.5"
2. PJ Washington - 10.25"
3. EJ Montgomery - 10.0"
4. Ashton Hagans - 9.75"
5. Jemarl Baker Jr. - 9.25"



NBA Summer League showing. Ultimately the Sacramento Kings signed him to a two-way deal.

In nine seasons with John Calipari at the helm, Kentucky has churned out three No. 1 selections, 26 first-rounders, 19 lottery picks and 35 total players in the NBA Draft. The 35 draft picks are nearly twice as many as the next school (Duke). With another surge of first-round picks, Kentucky has more first-round selections (36) than any other school in the NBA lottery era (since 1985).

## Not the Same Old (Young) Story

It seems like with every John Calipari team, youth is the story -- and there is certainly plenty of it on this year's team as well -- but this season's bunch does have some familiar faces on it.

The Wildcats return three key pieces from last season's Southeastern Conference Tournament championship team in PJ Washington, Quade Green and Nick Richards. Washington was UK's third-leading scorer (10.8 points per game) last season and leading rebounder (5.7 rpg). Green's scoring average was just below double figures (9.3) while dishing out 2.7 assists per game and making 41 3-pointers. Richards started every game and proved to be a reliable scorer, rebounder and shot blocker.

The trio accounted for 2,224 minutes, 905 points, 434 rebounds, 157 assists and 64 blocks a season ago. They combined for 80 starts in 2017-18. That's a lot by the Calipari era standard.

As a matter of fact, throw in the returning reserves Brad Calipari and Jonny David and UK returns its highest percentage of minutes (33.1 percent), points (32.0 percent) and rebounds (30.6) since the 2014-15 team that went 38-1 and advanced to the Final Four.

Every team but one in the Calipari era has made the NCAA Tournament, but Calipari's best teams have always combined young talent with a few returning pieces.

The 2009-10 squad with John Wall and DeMarcus Cousins had veteran Patrick Patterson. The 2010-11 Final Four team had DeAndre Liggins and Josh Harrellson. The 2011-12 national championship team boasted three key returners in Terrence Jones, Doron Lamb and Darius Miller. The 2013-14 national runner-up squad featured Alex Poythress and Willie Cauley-Stein. And then the 2014-15 team that nearly ran the table had both Poythress and Cauley-Stein back again in addition to Andrew and Aaron Harrison and Dakari Johnson.

As for the young talent ...

## But, Expect Growing Pains

"Experienced" by John Calipari era standards team this may be, but the 2018-19 squad will still be young in comparison to the rest of the nation. Six true freshmen dot the roster, plus redshirt freshman Jemarl Baker Jr., who missed all of last season with a knee injury.

The six-man freshman class includes guards Ashton Hagans, Tyler Herro and Immanuel Quickley, forwards Keldon Johnson and EJ Montgomery, and guard/forward Zan Payne (Payne is expected to redshirt this season as he recovers from a knee injury suffered late in his high school senior season).

Officially the class is ranked No. 2 in the country -- making Calipari 10 for 10 when it comes to top-three ranked recruiting classes -- but even the No. 2 ranking might not do this class justice.

Talent aside -- and this one has plenty of it -- this collection of prospects could be one of Calipari's best because of its versatility. Calipari checked just about every box in putting this class together.

There are shooters. There are playmakers. There is athleticism and toughness. Yes, there is a nice mix of guards and forwards, but this class is once again made up of "position-less" players, giving the Wildcats a number of options to attack teams.

And it doesn't even officially include newcomer Reid Travis, a two-time All-Pac-12 graduate transfer from Stanford (more on him below).

Of the six incoming freshmen, five are consensus five- or four-star prospects, three played in the McDonald's All American Game, two in the Jordan Brand Classic and two in the Nike Hoop Summit.

With all those new faces, growing pains are expected. Although it won't be a historically young team like last year's, it will still be *one* of the youngest.

According to one NCAA survey, UK is one of just 16 schools with one or fewer scholarship players that are seniors or graduate transfers. That same survey revealed that Kentucky is tied nationally for the second-most players who are sophomores or younger on scholarship.

So while these collective Cats are more experienced based on recent UK history, there is still plenty of growing to do.

## The Grown Man: Reid Travis

The one very obvious and hard-to-miss counter to Kentucky's youth comes with a serious punch: Reid Travis.

A grown man, as John Calipari likes to call him, Travis will not only give Kentucky experience, he brings some decorated credentials with him from Stanford, where he received his undergraduate degree.

The two-time All-Pac-12 First Team selection was one of the Pac-12's best players over the last two seasons, averaging 17.4 points and 8.9 rebounds in 2016-17 and 19.5 points and 8.7 rebounds last season. He is one of three individuals in Stanford history with at least 1,400 points and 700 rebounds in less than 100 career games.

Travis was a three-year captain for Stanford and graduated 16th on Stanford's career scoring list with 1,427 points and 758 rebounds. He was a National Association of Basketball Coaches First Team All-District selection as well as a U.S. Basketball Writers Association All-District pick in 2017-18.

Dependably dangerous is what the Wildcats will get with Travis. He scored in double figures in all but one game a season ago and recorded double-digit rebounds in 16 games. All 16 of those double-figure rebounding efforts resulted in double-doubles, including the final seven games of the season. He scored 20 or more points in 18 games, including a career-high 33 late

## UK's Record vs. AP Ranked Opponents and as an AP Ranked Opponent Under Cal

Kentucky (RK)	Opponent Rank																									RV	NR	TOTAL		
	1	2	3	4	5	6	7	8	9	10	11	12	13	14	15	16	17	18	19	20	21	22	23	24	25					
1	-	0-1	0-1	1-0	2-0	2-0	-	2-0	1-0	-	0-1	-	-	-	2-0	1-0	1-0	-	1-0	3-0	1-0	-	-	-	-	6-2	46-2	69-7		
2	-	-	-	-	1-0	0-1	-	-	-	-	-	1-0	1-0	-	1-0	-	1-0	-	0-1	-	-	-	-	-	-	-	4-0	22-0	31-2	
3	-	-	-	1-0	-	-	-	-	0-1	-	-	1-0	-	-	-	-	-	-	-	0-1	-	-	-	-	-	-	1-0	17-0	20-2	
4	-	0-1	-	-	-	-	-	-	-	-	-	-	-	1-0	-	-	-	-	-	-	-	-	-	-	-	1-0	1-0	6-2	9-3	
5	-	-	-	-	-	0-1	-	-	-	-	1-0	-	-	-	-	-	-	-	-	-	-	-	-	-	1-0	-	-	8-0	10-1	
6	-	-	-	-	-	-	1-0	1-0	-	0-1	-	-	-	-	-	-	-	-	1-0	-	-	-	-	-	-	1-0	6-0	10-1	10-1	
7	-	-	-	0-1	-	-	-	-	-	-	-	-	-	-	-	-	-	-	-	-	-	-	-	-	-	-	-	2-1	2-2	
8	-	-	-	-	-	-	-	-	-	-	-	-	1-0	-	-	-	-	-	-	-	-	-	-	-	0-1	-	2-3	11-0	14-4	
9	-	-	-	-	-	-	-	-	-	-	-	-	-	-	-	-	-	-	-	-	-	-	-	-	-	-	-	3-1	3-1	
10	-	-	-	-	-	-	-	-	-	-	-	-	0-1	-	-	-	-	-	-	-	-	-	-	-	-	-	0-3	4-1	4-5	
11	1-0	-	-	-	-	-	1-0	0-1	-	-	-	1-0	-	-	-	-	0-1	-	-	-	-	2-0	-	-	-	-	-	6-1	11-3	
12	-	-	-	-	-	-	-	-	-	-	-	-	-	-	1-0	-	-	-	-	-	-	-	-	-	-	1-0	1-1	3-1	3-1	
13	-	-	-	-	-	-	-	-	-	-	-	-	-	-	-	-	-	-	-	-	-	-	-	-	-	-	-	6-1	6-1	
14	-	-	0-1	-	-	-	-	-	-	-	-	-	-	-	-	-	-	-	-	-	-	-	-	-	-	1-1	7-1	8-3	8-3	
15	-	-	-	-	-	-	-	-	-	-	-	1-0	-	-	-	-	-	-	-	-	-	-	-	-	-	1-0	3-0	5-0	5-0	
16	-	-	-	-	-	-	-	-	-	-	-	-	-	-	-	1-0	-	-	-	-	-	-	-	-	-	1-0	4-1	6-1	6-1	
17	-	-	-	-	-	-	-	-	-	-	-	-	-	-	-	-	-	-	-	-	-	-	1-1	-	-	-	3-2	4-3	4-3	
18	-	-	-	-	-	-	-	-	-	-	-	-	-	-	-	-	-	-	-	-	-	0-1	-	-	-	-	3-2	4-2	7-4	
19	-	-	-	1-0	-	-	-	-	-	-	-	-	-	-	-	-	-	-	-	-	-	-	-	-	-	-	1-0	2-0	2-0	
20	-	-	0-1	-	-	-	-	-	-	-	-	-	-	-	-	-	-	-	-	-	1-0	-	-	-	-	-	3-1	4-2	4-2	
21	-	-	-	-	-	-	-	-	-	-	-	-	-	-	-	-	-	-	-	-	-	-	-	-	-	1-0	2-1	3-1	3-1	
22	-	-	-	-	-	-	-	-	-	-	-	1-0	-	-	-	-	-	-	-	-	-	-	-	-	-	1-0	5-1	7-1	7-1	
23	-	-	-	-	-	-	-	-	-	-	-	-	-	-	-	-	-	-	-	-	-	-	-	-	0-1	3-0	3-1	3-1	3-1	
24	-	-	-	-	-	-	-	-	-	-	-	-	-	0-1	-	-	-	-	-	-	-	-	-	-	-	-	0-1	0-2	0-2	
25	0-1	-	-	-	-	-	0-1	-	-	-	-	-	-	-	-	-	-	-	-	-	-	-	-	-	-	-	1-1	1-3	1-3	
RV	0-1	1-0	-	-	1-0	-	2-0	-	-	0-1	-	1-0	1-0	-	-	-	0-1	-	-	-	-	-	-	-	-	-	-	6-3	6-3	
NR	-	-	-	0-1	-	-	-	-	-	-	1-0	-	-	-	-	1-0	-	-	-	-	-	-	-	-	-	-	-	2-1	2-1	2-1
TOTAL	1-2	1-2	0-2	3-3	4-1	2-1	4-1	3-0	1-2	1-2	1-1	4-0	5-0	1-1	1-1	4-0	3-0	1-2	1-1	1-1	4-0	3-0	1-2	1-1	1-0	Total	250-58	Total	52-26	





# NOTES

in the season.

Travis was dominant in Kentucky's final three exhibition games (including the Bahamas) with three straight double-doubles.

The addition of Travis is UK's first incoming transfer since Mychal Mulder in 2015-16.

## Big Blue Bahamas Provided Wildcats Headstart

Kentucky's four-game performance in the Bahamas for its foreign exhibition tour did nothing to temper expectations and hype for this team's dangerous mix of young talent and experience. In fact, it may have heightened the ceiling of expectations.

Playing against professional teams from Argentina, the Bahamas, Canada and Serbia – teams John Calipari predicted would knock off UK at least once or twice – the Wildcats rolled in all four with an average margin of 29.0 points per game.

UK shot 49.8 percent from the floor, outrebounded its opponents by an average of 12.5 boards per game, dished out 17.0 assists per contest and committed just 11.3 turnovers, largely with a new team.

Five Wildcats averaged double figures, led by freshman Tyler Herro with 17.3 per game. PJ Washington averaged 14.5 points and 7.5 rebounds, and Reid Travis averaged a double-double with 10.8 points and 10.3 rebounds per game. And those were just the headliners.

Keldon Johnson averaged 13.3 points per game; Nick Richards looked dominant at times, Quade Green was on fire after a slow start; Immanuel Quickley posted 18 assists with just two turnovers; and Ashton Hagans was a defensive difference maker.

The NCAA allows teams to take a foreign exhibition tour every four seasons. The last Calipari team to utilize the window was the 2014-15 team that experienced similar success in the Bahamas. That group went 5-1, propelling it to 38 straight wins in the regular season, a Southeastern Conference championship and a Final Four berth.

## Kentucky's Schedule as Good as it Gets

Kentucky's schedule is always among the toughest in the country but this season's might be the best of the John Calipari era.

UK will face the likes of Duke (Nov. 6) in Indianapolis in the State Farm Champions Classic, North Carolina (Dec. 22) in Chicago in the CBS Sports Classic and Kansas (Jan. 26) in Rupp Arena as a part of the SEC/Big 12 Challenge. Plus there's the annual rivalry game at Louisville (Dec. 29) in the Derby City, Seton Hall (Dec. 8) in Madison Square Garden in the Citi Hoops Classic and Utah (Dec. 15) in Rupp Arena.

And that's just the nonconference slate.

The Southeastern Conference featured eight teams in the NCAA Tournament a season ago. UK will play three of those teams twice.

The Wildcats will face 16 teams that played in the postseason in 2018, including 12 in the NCAA Tournament. UK's competition combined to go 526-356 (.596) last season.

Thirteen teams finished the 2017-18 season with an RPI in the top 50 and seven ended the season in one of the major two polls.

Kentucky's nonconference schedule will see the Wildcats play in premier venues such as the United Center in Chicago (vs. UNC), Bankers Life Fieldhouse in Indianapolis (vs. Duke) and Madison Square Garden in New York (vs. Seton Hall), plus a difficult road game at Louisville.

Five of UK's nonconference opponents played in the NCAA Tournament last season. According to a survey among NCAA schools, that's tied for the third most in the country.

Seven Kentucky opponents enter the 2018-19 season ranked in the Associated Press Top 25, including four top-10 opponents in Kansas (1), Duke (4), Tennessee (6) and North Carolina (8). Four more teams sit just outside the top 25 and received votes.

## Historic 3-Point Streak Over

Kentucky's historic streak of consecutive made 3-pointers came to an end in 2017-18.

UK entered the 2018 NCAA Tournament having made a least one 3-pointer in a nation-leading 1,047 straight games. With an 0-for-6 performance from behind the arc in a 78-73 opening-round win over Davidson, the historic streak came to an end.

The Wildcats had hit at least one 3-pointer for nearly 30 consecutive years dating back to Nov. 28, 1988, vs. California. Previously, UK's last game without a 3 came against Seton Hall on Nov. 26, 1988. UK was 807-240 during the streak.

Since the inception of the 3-pointer beginning in the 1986-87 season, UK's win over Davidson marked the first time in program history the team won a game without making at least one 3-pointer.

Kentucky passed UNLV for the nation's longest active streak of consecutive games with a made 3-pointer in its final game of 2015-16. UNLV's streak is still active.

## Cats Deliver the Knockout Punch

UK is 233-5 (.979) in the John Calipari era when leading by at least 10 points at any time in the contest.

When Kentucky failed to put away South Carolina in 2017-18 after leading by as many as 14 points in the second half, it was the first time the Wildcats let a double-digit lead wind up in a loss since losing two such games in the 2015-16 campaign.

UK also blew two double-digit leads during the 2012-13 season. Four of the five losses have been to conference opponents.

Perhaps most impressive of all is that 70.2 percent of games Calipari has coached in at Kentucky have produced 10-point leads at some point during the game for UK. The Wildcats have led by 10 points or more in a whopping 84.7 percent of Calipari's 275 career wins at Kentucky.

## Big-Game Cal, Cats

John Calipari's teams aren't just good against the best teams in the country, they're great. Not only does Kentucky have a 52-26 record (.667) vs. Associated Press Top 25 teams, UK is 5-3 when both teams are ranked in the AP top five under Calipari.

All-time, Calipari is 11-7 when both teams are ranked in the AP top five. When both teams are ranked in the AP Top 25, Calipari's all-time record is 75-49, including a 44-22 mark at Kentucky. When both are ranked in the top 10 he has a 24-15 record, including 13-8 at UK.

## Taking Care of Business

Kentucky's 52-26 record vs. opponents ranked in the Associated Press Top 25 in John Calipari's tenure is impressive, but the Wildcats' ability to beat all-comers can't be overlooked. Under Calipari, UK is 223-38 vs. unranked competition, an .854 winning percentage.

## Bounce Back

The Wildcats don't lose very often during the John Calipari era, but when they do, they almost always bounce back. UK is 44-12 under Calipari following a loss.

The Wildcats have only lost back-to-back games 12 times during the Calipari era with three of those losses having come during a four-game losing streak from Feb. 3-14, 2018. That was the first four-game losing streak under Calipari.

Previously, the last time UK lost four games in a row was in February 2009, when the Wildcats dropped four straight games to end the regular season. It's the first time Calipari had lost four straight since the end of the 2004-05 season at Memphis.

## Always Efficient

According to Ken Pomeroy's calculations on kenpom.com, UK's teams under John Calipari have consistently ranked among the most efficient teams in the country per possession.

Year	Offense (Rank)	Defense (Rank)	Overall
2018	115.8 (24)	95.4 (22)	17th
2017	119.1 (12)	91.4 (7)	4th
2016	120.4 (5)	98.0 (53)	6th
2015	119.3 (5)	86.5 (2)	1st
2014	117.6 (10)	96.9 (41)	11th
2013	108.8 (42)	99.1 (129)	42nd
2012	122.9 (2)	88.2 (9)	1st
2011	118.1 (7)	90.4 (15)	6th
2010	116.1 (15)	86.2 (6)	3rd

## S-E-C! S-E-C! S-E-C!

Kentucky has the unquestionable reputation as the league's gold standard. Since the SEC's inception in 1932-33, the Wildcats have been the most dominant team in the league, recording a 982-278 mark (.779) in regular-season conference play. Only two other teams have won more than 700 regular-season SEC games (Alabama and Tennessee), and no other team has a better winning percentage.

- Kentucky has averaged 11.6 wins and only 3.3 losses per season in 85 seasons in the SEC
- UK has won 48 SEC titles and 31 SEC Tournament championships
- The Wildcats have won 16 of the last 26 SEC Tournament titles
- Kentucky has won at least a share of five of the last nine SEC regular-season championships under head coach John Calipari
- UK has played in the championship game of the SEC Tournament in eight of Calipari's nine seasons, winning the tournament six times, including each of the last four
- The SEC won the Big 12/SEC Challenge for the first time with a 6-4 margin in 2018
- Eight teams made the 2018 NCAA Tournament field, the second most of any league in the country and a new conference record. The league went 8-8
- Five teams begin the 2018-19 season ranked in the top 10 of the Associated Press Top 25 with three more receiving votes

## Hold Them to 55 Points and 40 Percent from the Field

Defense has always been a recipe for success for the Wildcats under John Calipari. The special ingredient: 55 points. UK is a perfect 64-0 under Calipari when holding the opponent to 55 points or fewer. The Wildcats are 152-7 under Calipari when limiting the opponent to 63 points or less. Kentucky's 61-59 loss to Tennessee in 2017-18 snapped a 60-game winning streak when holding the opponent to 63 or less.

Kentucky has also fared well when it keeps its opponents to less than a 40-percent field-goal clip from the floor. UK is 164-15 against opponents under Calipari when its field-goal percentage is 40 percent or lower.





## **Davis Inducted into UK Athletics Hall of Fame**

Anthony Davis was inducted into the UK Athletics Hall of Fame as a member of the 2017 class in September.

Davis led UK to the 2012 national championship with one of the most dominating seasons by a freshman in college basketball history. A winner of virtually every major national award, Davis was tabbed, among others: National Player of the Year, NCAA Final Four Most Outstanding Player, NCAA Consensus First Team All-American, National Freshman of the Year, Southeastern Conference Player of the Year, SEC Defensive Player of the Year and SEC Freshman of the Year.

The 2011-12 Wildcat guided UK to a 38-2 record and an SEC regular-season championship while shattering the single-season school record for blocks in a season with 186, which ranks as the fourth in NCAA history.

Davis was selected No. 1 overall in the 2012 NBA Draft and is now in his seventh season in the league. He's a five-time NBA All-Star, a three-time All-NBA First Team member, the 2017 NBA All-Star MVP and a 2012 Olympic gold medalist.

## **Best in the Bluegrass**

Kentucky has been dominant against teams in the state under John Calipari. UK is 16-2 against in-state foes with Calipari at the helm.

The mark also includes a 9-2 mark vs. Louisville. Two of the victories over the Cardinals came in postseason play. UK had its four-game winning streak snapped in 2016-17 but has won all five meetings played in Rupp Arena, including a 29-point blowout in 2017-18, the third-biggest margin of victory in the history of the series. Louisville's two wins have come by a combined six points.

Here's a list of the meetings between the state's two premier programs since Calipari took over at UK:

- Jan. 2, 2010 - UK won 71-62 at Rupp Arena
- Dec. 31, 2010 - UK won 78-63 at KFC YUM! Center
- Dec. 31, 2011 - UK won 69-62 at Rupp Arena
- March 31, 2012 - UK won 69-61 at the Superdome (NCAA Final Four in New Orleans)
- Dec. 29, 2012 - Louisville won 80-77 at KFC YUM! Center
- Dec. 28, 2013 - UK won 73-66 at Rupp Arena
- March 28, 2014 - UK won 74-69 at Lucas Oil Stadium (NCAA Sweet 16 in Indianapolis)
- Dec. 27, 2014 - UK won 58-50 at KFC YUM! Center
- Dec. 26, 2015 - UK won 75-73 at Rupp Arena
- Dec. 21, 2016 - Louisville won 73-70 at KFC YUM! Center
- Dec. 29, 2017 - UK won 90-61 at Rupp Arena

## **Success Rate**

The Wildcats received an NCAA award in the spring of 2018 for placing in the top 10 percent of all men's basketball teams in the country in the NCAA's annual Academic Progress Rate. UK scored a perfect 1,000.

It's the fourth straight year the men's basketball team received the award and the fifth time since 2009.

The APR provides a real-time look at a team's academic success by the progress of each student-athlete on scholarship. The APR measures academic eligibility, retention and graduation. The scores are a four-year composite, covering the 2013-14 through 2016-17 school years.

Every Division I sports team across the nation calculates its APR each academic year, similar to a report card. Scholarship student-athletes each semester earn one point for remaining eligible and one point for staying in school or graduating.

UK has received a perfect 1,000 mark in each of the last five single-year APR rates. The NCAA cut score to compete in the 2017-18 postseason is a 930 four-year APR. Teams scoring below 930 can face consequences intended to direct additional focus on academics. Those penalties can include practice restrictions and playing-season reductions.



# KENTUCKY BY THE NUMBERS

Date	Opponent	Result	Points	Rebounds	Blocks	Steals	Assists
O.26	TRANSYLVANIA <sup>1</sup>	W, 94-66	Montgomery - 14 <sup>^</sup>	Travis - 10 <sup>^</sup>	Two tied with 2 <sup>^</sup>	Five tied with 1	Quickley - 4 <sup>^</sup>
N.2	IUP <sup>1</sup>	W, 86-64	Travis - 22 <sup>^</sup>	Travis - 14 <sup>^</sup>	Washington - 3 <sup>^</sup>	Montgomery - 2 <sup>^</sup>	Johnson - 5
N.6	Duke <sup>1</sup>						
N.9	SOUTHERN ILLINOIS						
N.14	NORTH DAKOTA <sup>2</sup>						
N.18	VMI <sup>2</sup>						
N.21	WINTHROP <sup>2</sup>						
N.23	TENNESSEE STATE <sup>2</sup>						
N.28	MONMOUTH						
D.1	UNC GREENSBORO						
D.8	Seton Hall <sup>3</sup>						
D.15	UTAH						
D.22	North Carolina <sup>4</sup>						
D.29	at Louisville						
J. 5	at Alabama <sup>*</sup>						
J. 8	TEXAS A&M <sup>*</sup>						
J. 12	VANDERBILT <sup>*</sup>						
J. 15	at Georgia <sup>*</sup>						
J. 19	at Auburn <sup>*</sup>						
J. 22	MISSISSIPPI STATE <sup>*</sup>						
J. 26	KANSAS <sup>5</sup>						
J. 29	at Vanderbilt <sup>*</sup>						
F. 2	at Florida <sup>*</sup>						
F. 5	SOUTH CAROLINA <sup>*</sup>						
F. 9	at Mississippi State <sup>*</sup>						
F. 12	LSU <sup>*</sup>						
F. 16	TENNESSEE <sup>*</sup>						
F. 19	at Missouri <sup>*</sup>						
F. 23	AUBURN <sup>*</sup>						
F. 26	ARKANSAS <sup>*</sup>						
M. 2	at Tennessee <sup>*</sup>						
M. 5	at Ole Miss <sup>*</sup>						
M. 9	FLORIDA <sup>*</sup>						

	Times Led	Times Led	Times Led	Times Led	Times Led
All games in <b>BOLD CAPS</b> ; *SEC game; ^exhibition					
1 - Champions Classic (Bankers Life Fieldhouse   Indianapolis)					
2 - Ohio Valley Hardwood Showcase (Rupp Arena)					
3 - CITI Sports Classic (Madison Square Garden   New York)					
4 - CBS Sports Classic (United Center   Chicago)					
5 - SEC/BIG 12 Challenge (Rupp Arena)					

## Comparing the Calipari Era

A look at the final statistics throughout the John Calipari era ...

Year	FG%	Opp. FG%	3-Pt. FG%	FT%	RPG	Assists	TOs.	Blocks	Steals	Points	PPG	Record
2017-18	.472	.404	.357	.698	38.6	489	481	176	208	2,840	76.8	26-11
2016-17	.473	.424	.353	.703	39.8	585	443	201	229	3,225	84.9	32-6
2015-16	.478	.397	.366	.690	38.8	512	402	209	206	2,861	79.5	27-9
2014-15	.468	.354	.349	.726	38.0	553	408	268	253	2,900	74.4	38-1
2013-14	.453	.411	.332	.682	40.2	446	481	236	189	2,992	74.8	29-11
2012-13	.475	.392	.346	.642	37.8	441	430	217	185	2,396	72.6	21-12
2011-12	.488	.374	.378	.723	38.9	531	453	344	242	3,095	77.4	38-2
2010-11	.459	.394	.397	.710	37.4	482	406	239	211	2,845	74.9	29-9
2009-10	.478	.378	.331	.668	41.7	573	547	273	279	3,012	79.3	35-3



# MISCELLANEOUS STATS

## Team Leaders

NO.	NAME	GAME LEADERS					GAMES WITH							
		PTS.	REBS.	BLKS.	ASSTS.	STLS.	10+ PTS	20+ PTS	10+REBS	3+ASSTS	3+BLKS	3+STLS	3+3s	DOUBLE-DOUBLE
0	Quade Green	(-3)	(-1)	-	(-7)	(-4)	(-17)	(-1)	-	(-17)	-	-	(-4)	-
2	Ashton Hagans	-	-	-	-	-	-	-	-	-	-	-	-	
3	Keldon Johnson	-	-	-	-	-	-	-	-	-	-	-	-	
4	Nick Richards	(-1)	(-8)	(-12)	-	-	(-7)	(-1)	(-1)	-	(-4)	-	(-1)	
5	Immanuel Quickley	-	-	-	-	-	-	-	-	-	-	-	-	
10	Jonny David	-	-	-	-	-	-	-	-	-	-	-	-	
12	Brad Calipari	-	-	(-1)	-	-	-	-	-	-	-	-	-	
13	Jemarl Baker	-	-	-	-	-	-	-	-	-	-	-	-	
14	Tyler Herro	-	-	-	-	-	-	-	-	-	-	-	-	
21	Zan Payne	-	-	-	-	-	-	-	-	-	-	-	-	
22	Reid Travis*	(-36)	(-49)	(-11)	(-3)	(-15)	(-69)	(-28)	(-31)	(-5)	(-2)	(-5)	(-1)	(-26)
23	EJ Montgomery	-	-	-	-	-	-	-	-	-	-	-	-	
25	PJ Washington	(-6)	(-7)	(-11)	(-3)	(-10)	(-23)	(-2)	(-3)	(-8)	(-2)	(-3)	(-3)	

Career total in (parentheses); \*Includes Stanford career

### Starting Lineups

Guard	Guard	G/F	Forward	Forward	Games	W-L
-	-	-	-	-	-	-

Starter	Games Started	Wins	Losses
-	-	0	0

### Streaks

Overall	Lost 1
Unranked AP teams anywhere	Lost 1
Ranked AP teams anywhere	Won 1
Home	Won 3
Home AP ranked teams	Lost 1
Home AP unranked teams	Won 5
Home SEC	Won 3
Home nonconference	Won 7
Home AP ranked SEC	Lost 1
Home AP unranked SEC	Won 5
Home AP ranked nonconference	Lost 1
Home AP unranked nonconference	Won 43
Road	Lost 1
Road AP ranked teams	Lost 1
Road AP unranked teams	Lost 1
Road SEC	Lost 1
Road nonconference	Won 1
Road AP ranked SEC	Lost 3
Road AP unranked SEC	Lost 1
Road AP ranked nonconference	Won 1
Road AP unranked nonconference	Lost 4
Neutral	Lost 1
Neutral AP ranked teams	Won 1
Neutral AP unranked teams	Lost 1

### Active Consecutive Made Starts

Nick Richards	37
PJ Washington	6

### Active Consecutive Made Free Throws

Jonny David	2
Quade Green	1
Nick Richards	1
PJ Washington	1

### Active Consecutive Games with a 3-Pointer

Quade Green	2
-------------	---

13
14
15
16
17
18
19
20
21
22
23
24
25+

### Dunk Tracker

Player	Dunks in 2018-19	Dunks in Career
PJ Washington	-	40
Nick Richards	-	28

### Fast Facts

Shooting Percentage	-
Avg. Assists Per Game	-
Points Off Turnovers	-
Second-Chance Points	-
Points in the Paint	-
Fast Break Points	-
Bench Points	-
Points Per Possession	-
Avg. Time of Possession	-

### How UK Scored Its First Points

Player	Dunk/Layup	Jumper	3PT	FT
-	-	-	-	-

### Kentucky's Record When

KENTUCKY RECORD	ALL	SEC	KENTUCKY RECORD	ALL	SEC
Leading at halftime:	0-0	0-0	On CBS:	0-0	0-0
Tied at the half:	0-0	0-0	On ESPN/ESPN2/ESPNU:	0-0	0-0
Trailing at halftime:	0-0	0-0	On Fox Sports1:	0-0	0-0
Shoot > 50%:	0-0	0-0	On SEC Network/(+):	0-0	0-0
Shoot < 50%:	0-0	0-0	On FSN:	0-0	0-0
Shoot < % than opp.:	0-0	0-0	vs. SEC at Home:	0-0	0-0
Shoot lower % than opp.:	0-0	0-0	vs. SEC on Road:	0-0	0-0
Opp. shoot worse than 50%:	0-0	0-0	Games vs. AP ranked opp.:	0-0	0-0
Opp. shoot 50% or higher:	0-0	0-0	Games following a loss:	0-0	0-0
Score less than 60 points:	0-0	0-0	Games following a win:	0-0	0-0
Score 60-69 points:	0-0	0-0	More points in the paint:	0-0	0-0
Score 70-79 points:	0-0	0-0	Fewer/Same points in the paint:	0-0	0-0
Score 80-89 points:	0-0	0-0	More bench points than opp.:	0-0	0-0
Score 90-99 points:	0-0	0-0	Fewer or same bench pts.:	0-0	0-0
Score 100+ points:	0-0	0-0	More 2nd-chance points:	0-0	0-0
Opp. score less than 60 pts.:	0-0	0-0	Fewer or same 2nd chance pts.:	0-0	0-0
Opp. score 60-69 pts.:	0-0	0-0	More or same points off TOs:	0-0	0-0
Opp. score 70-79 pts.:	0-0	0-0	Fewer points off TOs:	0-0	0-0
Opp. score 80-89 points:	0-0	0-0	On Monday:	0-0	0-0
Opp. score 90-99 points:	0-0	0-0	On Tuesday:	0-0	0-0
Opp. score 100+ points:	0-0	0-0	On Wednesday:	0-0	0-0
Outrebounded opponent:	0-0	0-0	On Thursday:	0-0	0-0
Outrebounded by opponent:	0-0	0-0	On Friday:	0-0	0-0
Equal number of rebounds:	0-0	0-0	On Saturday:	0-0	0-0
Fewer turnovers than opp.:	0-0	0-0	On Sunday:	0-0	0-0
Same turnovers as opp.:	0-0	0-0	In November:	0-0	0-0
More turnovers than opp.:	0-0	0-0	In December:	0-0	0-0
Make 8 or more 3-pointers:	0-0	0-0	In January:	0-0	0-0
Make 7 or fewer 3-pointers:	0-0	0-0	In February:	0-0	0-0
Games decided by 5 or fewer:	0-0	0-0	In March:	0-0	0-0
Overtime games:	0-0	0-0	In April:	0-0	0-0

### How the Cats are Scoring





# THE LAST TIME ...

## INDIVIDUALS

### SCORING

**Scored 25 points:** Shai Gilgeous-Alexander (27) vs. Buffalo, 3/17/18

**Scored 30 points:** Shai Gilgeous-Alexander (30) vs. Vanderbilt, 1/30/18

**Scored 35 points:** De'Aaron Fox (39) vs. UCLA, 3/24/17

**Scored 40 points:** Malik Monk (47) vs. North Carolina, 12/17/16

**Scored 45 points:** Malik Monk (47) vs. North Carolina, 12/17/16

**Scored 50 points:** Jodie Meeks (54) at Tennessee, 1/13/09

**Two players had 20 points:** Shai Gilgeous-Alexander (27), Hamidou Diallo (22), vs. Buffalo, 3/17/18

**Three players had 20 points:** DeMarcus Cousins (27)/John Wall (21)/Patrick Patterson (20) vs. Sam Houston State, 11/19/09

**Two players had 30 points:** Patrick Patterson (33) and Jodie Meeks (32) vs. Tennessee State, 12/22/08

**Scored 20 points in two straight games:** Kevin Knox (3) 2/20/18 - 2/28/18

**Scored 20 points in three straight games:** Kevin Knox (3) 2/20/18 - 2/28/18

**Scored 20 points in four straight games:** Malik Monk (4) 11/23/16 - 12/3/16

**Scored 20 points in five straight games:** Jamal Murray (12) 2/2/16 - 3/12/16

**Scored 20 points in six straight games:** Jamal Murray (12) 2/2/16 - 3/12/16

**Scored 20 points in seven straight games:** Jamal Murray (12) 2/2/16 - 3/12/16

**Scored 20 points in eight straight games:** Jamal Murray (12) 2/2/16 - 3/12/16

**Scored 20 points in nine straight games:** Jamal Murray (12) 2/2/16 - 3/12/16

**Scored 20 points in 10 straight games:** Jamal Murray (12) 2/2/16 - 3/12/16

**Scored 20 points in 11 straight games:** Jamal Murray (12) 2/2/16 - 3/12/16

**Scored 20 points in 12 straight games:** Jamal Murray (12) 2/2/16 - 3/12/16

**Scored 20 points in 15 straight games:** Dan Issel (18) 12/1/69 - 2/7/70

**Scored 25 points in three straight games:** Tayshaun Prince (3) 3/11/01-3/17/01

**Scored 30 points in two straight games:** Jodie Meeks vs. Appalachian State (46) 12/20/08; vs. Tennessee State (32) 12/22/08

**Scored 30 points in three straight games:** Dan Issel (6) 2/14/70 - 3/2/70

**Scored in double figures in 10 straight games:** Shai Gilgeous-Alexander (10) 2/20/18-3/22/18

**Scored in double figures in 15 straight games:** Malik Monk (30) 11/11/16-2/28/17

**Scored in double figures in 20 straight games:** Malik Monk (30) 11/11/16-2/28/17

**Scored in double figures in 25 straight games:** Malik Monk (30) 11/11/16-2/28/17

**Scored in double figures in 30 straight games:** Malik Monk (30) 11/11/16-2/28/17

**Scored in double figures in 33 straight games:** Jamal Murray (34) 11/17/15 - 3/19/16

**Scored in double figures in 34 straight games:** Jamal Murray (34) 11/17/15 - 3/19/16

**Scored in double figures in 35 straight games:** Kenny Walker (36) 11/14/85 - 3/22/86

**Five players scored in double figures:** Kevin Knox (22), Quade Green (18), Shai Gilgeous-Alexander (17), Wenyen Gabriel (15), PJ Washington (10) vs. Ole Miss, 2/28/18

**Six players scored in double figures:** Kevin Knox (21), Shai Gilgeous-Alexander (14), Quade Green (12), PJ Washington (12), Hamidou Diallo (11), Jarred Vanderbilt (11) vs. Missouri, 2/24/18

**Seven players scored in double figures:** Randolph Morris (17), Kelenna Azubuike (15), Patrick Sparks (14), Chuck Hayes (12), Rajon Rondo (11), Ravi Moss (10) and Ramel Bradley (10) vs. Mississippi State 2/19/05,

**Four players with 15 or more points:** Kevin Knox (22), Quade Green (18), Shai Gilgeous-Alexander (17), Wenyen Gabriel (15) vs. Ole Miss, 2/28/18

### DOUBLE-DOUBLES

**Double-double:** PJ Washington (18 points, 15 rebounds) vs. Kansas State, 3/22/18

**Triple-double:** Isaiah Briscoe (19 points, 11 rebounds, 10 assists) at Ole Miss, 12/29/16

**20-10 (rebs) game:** Nick Richards (25 points, 15 rebounds) vs. Fort Wayne, 11/22/17

**20-10 (assts) game:** De'Aaron Fox (24 points, 10 assists) vs. North Carolina, 12/17/16

**20-15 game:** Nick Richards (25 points, 15 rebounds) vs. Fort Wayne, 11/22/17

**30-10 game:** Tayshaun Prince (33 points, 11 rebounds) vs. Tennessee State, 12/22/98

**Back-to-back 20-10 games:** Julius Randle (3) 11/8/13 - 11/10/13

**Three straight 20-10 games:** Julius Randle (3) 11/8/13 - 11/12/13

**Double-double in points and rebs.:** PJ Washington (18 points, 15 rebounds) vs. Kansas State, 3/22/18

**Double-double in points and assists:** Isaiah Briscoe (19 points, 10 assists) at Ole Miss, 12/29/16

**Double-double in points and blocks:** Never

**Double-double in points and steals:** Never

**Double-double in two consecutive games:** Bam Adebayo (15 pts, 18 rebs) vs. NKU, (3/17/17), (13 pts, 10 rebs) vs. Wichita State, 3/19/17)

**Double-double in three consecutive games:** - Julius Randle (19p, 15r) vs. Kansas State, 3/21/14; (13 p, 10 r), vs. Wichita State, 3/23/14; (15 p, 12 r), vs. Louisville, 3/28/14; (16 p, 11 r), vs. Michigan, 3/30/14

**Double-double in four consecutive games:** Julius Randle (19p, 15r) vs. Kansas State, 3/21/14; (13 p, 10 r), vs. Wichita State, 3/23/14; (15 p, 12 r), vs. Louisville, 3/28/14; (16 p, 11 r), vs. Michigan, 3/30/14

**Double-double in five consecutive games:** Julius Randle (14p, 10r) at Arkansas, (2/27/14); (10p, 15r) at South Carolina (3/1/14); (12 p, 11 r) vs. Alabama, (3/4/14); (16 p, 10 r) at Florida, (3/8/14); (17 p, 16 r) vs. LSU, (3/14/14); (12 p, 11 r) vs. Georgia, (3/15/14)

**Double-double in six consecutive games:** Julius Randle (14p, 10r) at Arkansas, (2/27/14); (10p, 15r) at South Carolina (3/1/14); (12 p, 11 r) vs. Alabama, (3/4/14); (16 p, 10 r) at Florida, (3/8/14); (17 p, 16 r) vs. LSU, (3/14/14); (12 p, 11 r) vs. Georgia, (3/15/14)

**Double-double in seven consecutive games:** Julius Randle (7) 11/18/13-11/27/13

**Double-double in 10 consecutive games:** Jim Andrews, 1972-73 season

**Two players record double-doubles:** De'Aaron Fox (16 points, 11 assists), Wenyen Gabriel (10 points, 10 rebounds) vs. Cleveland State, 11/23/16

**Three players record double-doubles:** DeMarcus Cousins (19 pts, 14 rebs)/Patrick Patterson (19 pts, 10 rebs)/John Wall (18 pts, 10 rebs) at Mississippi State, 2/16/10

**Four players record double-doubles:** Jack Givens (30 pts, 13 rebs)/Kyle Macy (16 pts, 10 assts)/Mike Phillips (22 pts, 18 rebs)/Rick Robey (23 pts, 13 rebs) vs. Southern Methodist, 11/26/77

**Five players record double-doubles:** Never

### FIELD GOALS

**Made 12 FG in a game:** Shai Gilgeous-Alexander (12) vs. Vanderbilt, 1/30/18

**Made 15 FG in a game:** Malik Monk (18) vs. North Carolina, 12/17/16

**Made 16 FG in a game:** Malik Monk (18) vs. North Carolina, 12/17/16

**Made 17 FG in a game:** Malik Monk (18) vs. North Carolina, 12/17/16

**Made 18 FG in a game:** Malik Monk (18) vs. North Carolina, 12/17/16

**Made 19 FG in a game:** Dan Issel (19) vs. Alabama, 2/23/70

**Made 20 FG in a game:** Dan Issel (23) vs. Ole Miss, 2/7/70

**Made 21 FG in a game:** Dan Issel (23) vs. Ole Miss, 2/7/70

**Made 22 FG in a game:** Dan Issel (23) vs. Ole Miss, 2/7/70

**Made 23 FG in a game:** Dan Issel (23) vs. Ole Miss, 2/7/70

**Attempted 17 FG in a game:** Kevin Knox (18) at Arkansas, 2/20/18

**Attempted 18 FG in a game:** Kevin Knox (18) at Arkansas, 2/20/18

**Attempted 19 FG in a game:** Shai Gilgeous-Alexander (19) vs. Vanderbilt, 1/30/18

**Attempted 20 FG in a game:** De'Aaron Fox (20) vs. UCLA, 3/24/17

**Attempted 25 FG in a game:** Malik Monk (28) vs. North Carolina, 12/17/16

### 3-POINTERS

**Made 5 3-pointers in a game:** Wenyen Gabriel (7) vs. Alabama, 3/10/18

**Made 6 3-pointers in a game:** Wenyen Gabriel (7) vs. Alabama, 3/10/18

**Made 7 3-pointers in a game:** Wenyen Gabriel (7) vs. Alabama, 3/10/18

**Made 8 3-pointers in a game:** Malik Monk (8) vs. North Carolina, 12/17/16

**Made 9 3-pointers in a game:** Jodie Meeks (10) at Tennessee, 1/13/09

**Made 10 3-pointers in a game:** Jodie Meeks (10) at Tennessee, 1/13/09

**Made 11 3-pointers in a game:** Never

**Attempted 10 3-pointers in a game:** Malik Monk (11) vs. Georgia, 1/31/17

**Attempted 15 3-pointers in a game:** Jodie Meeks (15) at Tennessee, 1/13/09

**Attempted 16 3-pointers in a game:** Derrick Miller (16) vs. LSU 2/15/90

**Attempted 17 3-pointers in a game:** Derrick Miller (19) vs. Kansas 12/6/89

**Attempted 18 3-pointers in a game:** Derrick Miller (19) vs. Kansas 12/6/89

**Attempted 19 3-pointers in a game:** Derrick Miller (19) vs. Kansas 12/6/89

**Made a 3-pointer in 10 straight games:** Kevin Knox (10), 2/10/18-3/11/18

**Made a 3-pointer in 15 straight games:** Jamal Murray (36), 11/13/15 - 3/19/16, Derek Willis (17), 1/12/16 - 3/17/16

**Made a 3-pointer in 20 straight games:** Jamal Murray (36), 11/13/15 - 3/19/16

**Made a 3-pointer in 30 straight games:** Jamal Murray (36), 11/13/15 - 3/19/16

**Made two 3-pointers in 10 straight games:** Kevin Knox (11), 2/10/16 - 3/11/18

**Made three 3-pointers in 10 straight games:** Gerald Fitch (20) 1/14/03 - 3/23/03

**Made three 3-pointers in 15 straight games:** Gerald Fitch (20) 1/14/03 - 3/23/03

**Made three 3-pointers in 20 straight games:** Gerald Fitch (20) 1/14/03 - 3/23/03

**Made three 3-pointers in 25 straight games:** Keith Bogans (29) 3/14/02 - 2/26/03

### FREE THROWS

**Made 8 FT in a game:** Shai Gilgeous-Alexander (11), PJ Washington (8) vs. Kansas State, 3/22/18

**Made 9 FT in a game:** Shai Gilgeous-Alexander (11) vs. Kansas State, 3/22/18

**Made 10 FT in a game:** Shai Gilgeous-Alexander (11) vs. Kansas State, 3/22/18

**Made 11 FT in a game:** Shai Gilgeous-Alexander (11) vs. Kansas State, 3/22/18

**Made 12 FT in a game:** Shai Gilgeous-Alexander (12) vs. Georgia, 12/31/17

**Made 13 FT in a game:** De'Aaron Fox (13) vs. UCLA, 3/24/17

**Made 14 FT in a game:** Tyler Ulis (14) at Arkansas, 1/21/16

**Made 15 FT in a game:** Rodrick Rhodes (16) vs. Ole Miss 1/18/95

**Made 16 FT in a game:** Rodrick Rhodes (16) vs. Ole Miss 1/18/95

**Made 17 FT in a game:** Dwight Anderson (18) vs. Mississippi State 2/12/79

**Made 18 FT in a game:** Dwight Anderson (18) vs. Mississippi State 2/12/79

**Attempted 10 FT in a game:** PJ Washington (20), Shai Gilgeous-Alexander (12) vs. Kansas State, 3/22/18

**Attempted 15 FT in a game:** PJ Washington (20) vs. Kansas State, 3/22/18

**Attempted 20 FT in a game:** PJ Washington (20) vs. Kansas State, 3/22/18

### REBOUNDS

**15 Rebs:** PJ Washington (15) vs. Kansas State, 3/22/18

**16 Rebs:** Bam Adebayo (18) vs. Northern Kentucky, 3/17/17

**17 Rebs:** Bam Adebayo (18) vs. Northern Kentucky, 3/17/17

**18 Rebs:** Bam Adebayo (18) vs. Northern Kentucky, 3/17/17

**19 Rebs:** Michael Kidd-Gilchrist (19) vs. Louisville, 12/31/11

**20 Rebs:** Jared Prickett (20) vs. Arkansas 2/9/94

**25 Rebs:** Mike Phillips (28) vs. Tennessee 1/10/76

**30 Rebs:** Cotton Nash (30) vs. Ole Miss 2/8/64

**34 Rebs:** Bob Burrow (34) vs. Temple 12/10/55

**10+ Rebs in three consecutive games:** Julius Randle (4) 3/21/14 - 3/30/14



# THE LAST TIME ...

**10+ Rebs in four consecutive games:** Julius Randle (4) 3/21/14 - 3/30/14  
**10+ Rebs in five consecutive games:** Julius Randle (10) 2/12/14 - 3/15/14  
**10+ Rebs in six consecutive games:** Julius Randle (10) 2/12/14 - 3/15/14  
**10+ Rebs in seven consecutive games:** Julius Randle (10) 2/12/14 - 3/15/14  
**10+ rebs in eight consecutive games:** Julius Randle (10) 2/12/14 - 3/15/14  
**10+ rebs in nine consecutive games:** Julius Randle (10) 2/12/14 - 3/15/14  
**10+ rebs in 10 consecutive games:** Julius Randle (10) 2/12/14 - 3/15/14  
**Two players had 10 rebounds:** Hamidou Diallo (10) and Wenyen Gabriel (10) vs. Georgia, 12/31/17  
**Three players had 10 rebounds:** Michael Kidd-Gilchrist (19), Terrence Jones (11), Anthony Davis (10) vs. Louisville, 12/31/11

## ASSISTS

**6 assists:** Shai Gilgeous-Alexander (6), vs. Buffalo, 3/17/18  
**7 assists:** Shai Gilgeous-Alexander (7), vs. Davidson, 3/15/18  
**8 assists:** Shai Gilgeous-Alexander (8), Quade Green (8) vs. Alabama, 3/10/18  
**9 assists:** Shai Gilgeous-Alexander (9) vs. Georgia, 3/9/18  
**10 assists:** Shai Gilgeous-Alexander (10) vs. Ole Miss, 2/28/18  
**11 assists:** Isaiah Briscoe (11) at Ole Miss, 12/29/16  
**12 assists:** De'Aaron Fox (12) vs. Stephen F. Austin, 11/11/16  
**13 assists:** Tyler Ulis (14) vs. LSU, 3/5/16  
**14 assists:** Tyler Ulis (14) vs. LSU, 3/5/16  
**15 assists:** John Wall (16) vs. Hartford, 12/29/09  
**16 assists:** John Wall (16) vs. Hartford, 12/29/09  
**5+ assists in four consecutive games:** De'Aaron Fox (6) 11/15/16 - 12/3/16  
**8+ assists in two consecutive games:** Shai Gilgeous-Alexander (2) 3/9/18 - 3/10/18

## BLOCKS

**4 blocks:** PJ Washington (4) vs. Monmouth, 12/9/17  
**5 blocks:** Skal Labissiere (6) vs. Stony Brook, 3/17/16  
**6 blocks:** Skal Labissiere (6) vs. Stony Brook, 3/17/16  
**7 blocks:** Karl-Anthony Towns (7) vs. Vanderbilt, 1/20/15  
**8 blocks:** Willie Cauley-Stein (9) vs. Boise State, 12/10/13  
**9 blocks:** Willie Cauley-Stein (9) vs. Boise State, 12/10/13  
**10 blocks:** Nerlens Noel (12) at Ole Miss, 1/29/13  
**11 blocks:** Nerlens Noel (12) at Ole Miss, 1/29/13  
**12 blocks:** Nerlens Noel (12) at Ole Miss, 1/29/13

## STEALS

**4 steals:** Shai Gilgeous-Alexander (5) vs. Davidson, 3/15/18  
**5 steals:** Shai Gilgeous-Alexander (5) vs. Davidson, 3/15/18  
**6 steals:** Tyler Ulis (6) vs. Ole Miss, 1/2/16  
**7 steals:** Rajon Rondo (8) vs. Mississippi State, 2/19/05  
**8 steals:** Rajon Rondo (8) vs. Mississippi State, 2/19/05

## MINUTES

**Played every minute:** PJ Washington (40) vs. Kansas State, 3/22/18  
**Played 40+ minutes:** Kevin Knox (40) vs. Vanderbilt, 1/30/18  
**Played more than 50 minutes:** Patrick Patterson (50) vs. Vanderbilt, 1/12/08

## FOULS

**Fouled out:** PJ Washington vs. Davidson, 3/15/18  
**Two players fouled out:** Jarred Vanderbilt, Wenyen Gabriel, at Texas A&M, 2/10/18  
**Three players fouled out:** Hamidou Diallo, Wenyen Gabriel, Nick Richards at South Carolina, 1/16/18  
**Four players fouled out:** Skal Labissiere, Marcus Lee, Alex Poythress, Derek Willis at Kansas, 1/30/16  
**Technical foul:** John Calipari, vs. Kansas State, 3/22/18

## TEAM

### WINS/LOSSES

**Won 10 straight games:** 14, 2/7/17 - 3/24/17  
**Won 20 straight games:** 38, 11/14/14 - 3/28/15  
**Won 30 straight games:** 38, 11/14/14 - 3/28/15  
**Lost consecutive games:** 4, 2/3/18 - 2/14/18  
**Lost three straight games:** 4, 2/3/18 - 2/14/18  
**Lost four straight games:** 4, 2/3/18 - 2/14/18  
**Lost five straight games:** 5, 12/23/89 - 1/6/90  
**Lost 10 straight games:** Never

## STARTS

**Started four freshmen:** Hamidou Diallo, Shai Gilgeous-Alexander, Kevin Knox, Nick Richards, PJ Washington vs. Kansas State, 3/22/18  
**Started five freshmen:** Hamidou Diallo, Shai Gilgeous-Alexander, Kevin Knox, Nick Richards, PJ Washington vs. Kansas State, 3/22/18

## SCORING

**Scored 90 or more points:** 95 vs. Buffalo, 3/17/18 (W, 95-75)  
**Scored 90 or more points (SEC game):** 96 vs. Ole Miss, 2/28/18 (W, 96-78)  
**Scored 100 or more points:** 107 vs. UIC, 11/26/17 (W, 107-73)  
**Scored 100 or more points (SEC game):** 100 vs. Texas A&M, 1/3/17 (W, 100-58)  
**Scored 110 or more points:** 115 vs. Arizona State, 11/28/16 (W, 115-69)  
**Scored 110 or more points (SEC game):** 110 vs. Auburn, 2/21/15 (W, 110-75)  
**Scored 120 or more points:** 120 vs. Vanderbilt, 2/7/96 (W, 120-81)  
**Scored 120 or more points (SEC game):** 120 vs. Vanderbilt, 2/7/96 (W, 120-81)  
**Scored 130 or more points:** 143 vs. Georgia, 2/27/56 (W, 143-66)  
**Scored 140 or more points:** 143 vs. Georgia, 2/27/56 (W, 143-66)  
**Scored 150 or more points:** Never  
**Scored less than 50 points:** 48 vs. Vanderbilt, 3/15/13 (L, 64-48)  
**Scored 100 points in two consecutive games:** vs. Cleveland State (11/23/16), vs. UT Martin (11/25/16), vs. Arizona State (11/28/16)  
**Scored 100 Points in three consecutive games:** vs. Cleveland State (11/23/16), vs. UT Martin (11/25/16), vs. Arizona State (11/28/16)  
**Scored 100 points in consecutive SEC games:** 2/27/56-3/3/56

## OPPONENT SCORING

**Allowed 90 or more points:** 100 vs. North Carolina, 12/17/16 (W, 103-100)  
**Allowed 90 or more points (SEC game):** 90 by Georgia, 3/4/09 (L, 90-85)  
**Allowed 100 or more points:** 100 vs. North Carolina, 12/17/16 (W, 103-100)  
**Allowed 100 or more points (SEC game):** 101 by Arkansas, 2/10/93 (L, 101-94)  
**Allowed less than 50 points:** 49 vs. Georgia, 3/9/18 (W, 62-49)  
**Allowed less than 50 points (SEC game):** 48 vs. Georgia, 2/9/16 (W, 82-48)

## SHOOTING PERCENTAGES

**Shot 70% from the field:** .722 vs. Mississippi St., 2/15/86  
**Shot 65% from the field:** .667 vs. UIC, 11/26/17  
**Shot 30% or less from the field:** .281 at Texas A&M (1/10/15)  
**Allowed 50% shooting:** .500 vs. Texas A&M, 1/9/18  
**Allowed 60% shooting:** .640 by Florida, 3/4/07  
**Allowed 30% or less shooting:** .283 by Georgia, 3/9/18 (62-49)  
**Allowed 20% or less shooting:** .197 by Montana State, 11/23/14 (12-61)  
**Held opponent to zero 3-pointers:** at Auburn, 1/19/13 (0-15)

## FREE THROWS

**Shot 90% or better from FT line:** 90.0 (9-10) vs. Wisconsin (4/4/15)  
**Shot 100% from FT Line:** 11-11 vs. Florida, 2/7/12  
**Shot 50% or less from FT line:** .471 (8-17) at Texas A&M, 2/10/18  
**Attempted 40 FT:** vs. Arkansas (40), 1/7/17  
**Attempted five or less FT:** vs. South Carolina (4) 1/21/06  
**Made 30 FT:** 30 vs. Auburn, 3/14/15 (30-35)

## 3-POINTERS

**Hit 0 3-pointers:** 0 vs. Davidson, 3/15/18 (0-6)  
**Hit 10 3-pointers:** 12 vs. Alabama, 3/10/18 (12-18)  
**Hit 11 3-pointers:** 12 vs. Alabama, 3/10/18 (12-18)  
**Hit 12 3-pointers:** 12 vs. Alabama, 3/10/18 (12-18)  
**Hit 13 3-pointers:** 13 vs. Texas A&M, 1/3/17 (13-25)  
**Hit 14 3-pointers:** 15 vs. Georgia, 3/1/12 (15-27)  
**Hit 15 3-pointers:** 15 vs. Georgia, 3/1/12 (15-27)  
**Hit 16 3-pointers:** 16 vs. UNC-Asheville, 12/23/96 (16-33)  
**Hit 17 3-pointers:** 20 vs. LSU, 3/4/95 (20-35)  
**Hit 18 3-pointers:** 20 vs. LSU, 3/4/95 (20-35)  
**Hit 19 3-pointers:** 20 vs. LSU, 3/4/95 (20-35)  
**Hit 20 3-pointers:** 20 vs. LSU, 3/4/95 (20-35)

**Hit 21 3-pointers:** 21 vs. North Carolina, 12/27/89 (21-48)  
**Hit 22 3-pointers:** Never

## SCORING MARGINS

**Won game by 50 points or more:** 58 vs. Montana State (W, 86-28) 11/23/14  
**Won game by 60 points or more:** 62 vs. Vanderbilt (W, 106-44) 3/5/03  
**Won game by 70 points or more:** 74 vs. Tennessee-Martin (W, 124-50) 11/26/94  
**Lost game by 30 points or more:** 30 at Tennessee (L, 88-58) 2/16/13  
**Lost game by 40 points or more:** 41 at Vanderbilt (L, 93-52) 2/12/08  
**Lost game by 50 points or more:** 55 at Kansas (L, 150-95) 12/9/89  
**Lost game by 60 points or more:** 70 vs. Central (L, 87-17) 1/28/1910  
**Lost game by 70 points or more:** 70 vs. Central (L, 87-17) 1/28/1910  
**Game decided by one point:** vs. Texas A&M, 1/9/18 (W, 74-73)  
**Game decided by two points:** vs. Tennessee, 2/3/18 (L, 61-59)  
**Game decided by three points:** vs. Kansas State, 3/22/18 (L, 61-58)  
**Two consecutive games decided by one point:** vs. North Carolina (W, 73-72) 12/3/11 and at Indiana (L, 73-72) 12/10/11  
**Three consecutive games decided by one point:** Never  
**Two consecutive games decided by two points:** at Ole Miss (L, 71-69) 2/1/11 and Florida (L, 70-68) 2/5/11

**Came back from 10-point deficit for win:** W, 87-72 at Arkansas (2/20/18); Trailing by 11 at 11-0 (17:71 in 1st)  
**Came back from 11-point deficit for win:** W, 87-72 at Arkansas (2/20/18); Trailing by 11 at 11-0 (17:71 in 1st)  
**Came back from 12-point deficit for win:** W, 83-81 (OT) vs. Vanderbilt (1/30/18); Trailing by 14 at 45-31 (15:23 in 2nd)  
**Came back from 13-point deficit for win:** W, 83-81 (OT) vs. Vanderbilt (1/30/18); Trailing by 14 at 45-31 (15:23 in 2nd)  
**Came back from 14-point deficit for win:** W, 83-81 (OT) vs. Vanderbilt (1/30/18); Trailing by 14 at 45-31 (15:23 in 2nd)  
**Came back from 15-point deficit for win:** W, 83-76 at West Virginia (1/27/18); Trailing by 17 at 40-23 (18:57 in 2nd)  
**Came back from 16-point deficit for win:** W, 83-76 at West Virginia (1/27/18); Trailing by 17 at 40-23 (18:57 in 2nd)  
**Came back from 17-point deficit for win:** W, 83-76 at West Virginia (1/27/18); Trailing by 17 at 40-23 (18:57 in 2nd)  
**Came back from 18-point deficit for win:** W, 73-67 vs. Vanderbilt (2/28/17); Trailing by 19 at 25-6 (8:03 in 1st)  
**Came back from 19-point deficit for win:** W, 73-67 vs. Vanderbilt (2/28/17); Trailing by 19 at 25-6 (8:03 in 1st)  
**Came back from 20-point deficit for win:** W, 82-79 at Vanderbilt (2/22/97); Trailing by 22 at 40-18 (3:51 in 1st)  
**Came back from 30-point deficit for win:** W, 99-95 at LSU (2/15/94); Trailing by 31 at 68-37 (15:34 in 2nd)  
**Came back from 31-point deficit for win:** W, 99-95 at LSU (2/15/94); Trailing by 31 at 68-37 (15:34 in 2nd)

## REBOUNDS

**Pulled down 50 rebounds:** 53 (15-38) vs. Troy, 11/20/17  
**Pulled down 55 rebounds:** 59 (20-39) vs. Arizona State, 11/28/16  
**Pulled down 60 rebounds:** 62 (19-43) vs. Morehead State, 12/16/96

## OVERTIME GAMES

**Played an overtime game:** vs. Vanderbilt, 1/30/18 (W, 83-81 OT)  
**Won an overtime game:** vs. Vanderbilt, 1/30/18 (W, 83-81 OT)  
**Played an SEC overtime game:** vs. Vanderbilt, 1/30/18 (W, 83-81 OT)  
**Won an SEC overtime game:** vs. Vanderbilt, 1/30/18 (W, 83-81 OT)  
**Lost an overtime game:** at Texas A&M, 2/20/16 (L, 79-77 OT)  
**Lost an SEC overtime game:** at Texas A&M, 2/20/16 (L, 79-77 OT)  
**Played an overtime game in SEC Tournament:** vs. Texas A&M, 3/13/16 (W, 82-77 OT)  
**Won an overtime game in SEC Tournament:** vs. Texas A&M, 3/13/16 (W, 82-77 OT)  
**Played two overtimes:** at Texas A&M, 1/10/15 (W, 70-64 2ot)  
**Played three overtimes:** vs. Temple 12/7/57 (W, 85-83)  
**Played four overtimes:** Never played four overtime game  
**Played consecutive games that went to overtime:** 1/6/15 vs. Ole Miss (W, 89-86) and 1/10/15 at Texas A&M (70-64)



# RUPP ARENA

## Year-by-Year Records

Season	W-L	Percentage
2018-19	0-0	.000
2017-18	16-2	.889
2016-17	15-2	.882
2015-16	17-0	1.000
2014-15	19-0	1.000
2013-14	16-2	.889
2012-13	16-2	.889
2011-12	18-0	1.000
2010-11	15-0	1.000
2009-10	18-0	1.000
2008-09	12-6	.667
2007-08	14-4	.778
2006-07	14-2	.875
2005-06	10-5	.667
2004-05	14-1	.933
2003-04	11-2	.846
2002-03	12-1	.923
2001-02	12-3	.800
2000-01	11-1	.917
1999-2000	14-0	1.000
1998-99	12-1	.923
1997-98	9-3	.750
1996-97	12-1	.923
1995-96	13-0	1.000
1994-95	12-1	.923
1993-94	13-1	.929
1992-93	16-0	1.000
1991-92	15-2	.882
1990-91	13-0	1.000
1989-90	13-2	.867
1988-89	8-6	.571
1987-88	14-2	.875
1986-87	13-2	.867
1985-86	18-0	1.000
1984-85	11-3	.786
1983-84	16-0	1.000
1982-83	14-1	.933
1981-82	15-1	.938
1980-81	15-0	1.000
1979-80	12-3	.800
1978-79	11-4	.733
1977-78	16-0	1.000
1976-77	12-2	.857
<b>Total</b>	<b>577-68</b>	<b>.895</b>

## Top 10 All-Time Attendances

No.	Att.	Opp.	Date	Result
1.	24,479	Louisville	1/20/10	W, 71-62
2.	24,468	N. Carolina	12/5/09	W, 68-66
3.	24,465	Florida	2/10/07	L, 64-61
4.	24,459	Florida	2/4/03	W, 70-55
5.	24,432	Louisville	12/17/05	W, 73-61
6.	24,431	Florida	2/25/17	W, 76-66
7.	24,428	Florida	3/7/15	W, 67-50
8.	24,425	Florida	2/15/14	L, 69-59
9.	24,418	Kansas	1/28/17	L, 79-73
10.	24,416	Arkansas	2/28/15	W, 84-67

## Top 10 Attendances of 18-19

No.	Att.	Opp.	Date	Result
1.	-			
2.	-			
3.	-			
4.	-			
5.	-			
6.	-			
7.	-			
8.	-			
9.	-			
10.	-			

## Cats Rock at Rupp

The Wildcats are 577-68 (.895) in Rupp Arena. Among the most notable marks of dominance as the nation's toughest venue to play include:

- A school record 54-game winning streak to begin the John Calipari era
- The Wildcats are 309-42 (.880) in regular-season SEC games in the building
- Kentucky set a new program home record of 19 wins in 2014-15
- The Wildcats have gone undefeated at home in five of John Calipari's nine complete seasons
- Overall, UK has posted a perfect mark in 13 of Rupp Arena's 42 seasons

## Cal Owns Longest Win Streaks in Rupp

With UK's 2011-12 season-opening victory over Marist, UK head coach John Calipari recorded his 34th consecutive win in Rupp Arena as UK's head coach. It broke former UK head coach Rick Pitino's longest streak of 33 games in the venue.

The winning streak reached as long as 54 games. Calipari didn't suffer his first loss in Rupp Arena until losing to Baylor in his fourth season. The 54-game run, however, was his longest career winning streak. He also had the second-longest streak in the arena as the Cats won 42 straight from March 4, 2014 to Nov. 25, 2016.

## Pack the House

Kentucky has led the nation in average home attendance in 20 of the last 23 seasons. That number includes a Rupp Arena record of 24,110 in John Calipari's first season (2009-10) as head coach.

- Kentucky averaged 21,875 fans during the 2017-18 season
- UK has averaged 23,000 or more fans in seven of Calipari's nine complete seasons
- The Wildcats led the nation in average attendance in 2017-18

## The Top-Ranked Team at Home

Kentucky has lost just three times at home as the Associated Press top-ranked team in the history of the program and just twice in Rupp Arena. Prior to the loss to UCLA by three on Dec. 3, 2016, the other two losses came by just one point.

The Wildcats are 53-2 all-time as the AP No. 1 team in Rupp Arena since its opening in 1976. The first loss was to Auburn, 53-52, on Jan. 9, 1988.

## Coach Cal in Rupp Arena

It's been downright difficult to beat the Wildcats in Rupp Arena during the John Calipari era. UK is 150-8 (.949) in Rupp Arena under Calipari.

- UK is 17-4 (.810) vs. ranked opponents in Rupp in the Calipari era
- The Wildcats are 133-4 (.971) vs. unranked teams in Rupp under Cal
- UK is 77-3 (.963) at home vs. nonconference foes under Calipari
- Calipari notched his 100th career win in Rupp Arena as UK's coach with the Wildcats' 110-75 rout of Auburn on Feb. 21, 2014. It took Calipari just 104 games to reach the century mark at home, the fastest of any UK coach

## Cal Passes Hall for Rupp Record

With a 101-70 victory over Cleveland State on Nov. 23, 2016, John Calipari passed former UK head coach Joe B. Hall for wins in Rupp Arena history.

Calipari currently has 150 victories inside the historic venue. Hall won 122.

## Rupp Arena Quick Facts

<b>Year Opened:</b>	1976
<b>First Game:</b>	Nov. 27, 1976
<b>All-Time Record:</b>	577-68 (89.4)
<b>Record Under Calipari:</b>	150-8 (95.0)
<b>Capacity:</b>	23,000
<b>Record Crowd:</b>	24,479 (1/20/10)
<b>Longest Winning Streak:</b>	54 (11/9/10-12/1/12)
<b>Current Winning Streak:</b>	3

## 2018-19 Opponent Breakdown

### Southern Illinois (Nov. 9)

All-time games in Rupp Arena: First meeting  
UK record in Rupp vs. SIU: 0-0  
Last time in Rupp Arena: N/A

### North Dakota (Nov. 14)

All-time games in Rupp Arena: First meeting  
UK record in Rupp vs. NDU: 0-0  
Last time in Rupp Arena: N/A

### VMI (Nov. 18)

All-time games in Rupp Arena: Two  
UK record in Rupp vs. VMI: 1-1  
Last time in Rupp Arena: VMI, 111-103 (11/14/08)

### Winthrop (Nov. 21)

All-time games in Rupp Arena: Two  
UK record in Rupp vs. WU: 2-0  
Last time in Rupp Arena: UK, 89-52 (12/22/10)

### Tennessee State (Nov. 23)

All-time games in Rupp Arena: Three  
UK record in Rupp vs. TSU: 3-0  
Last time in Rupp Arena: UK, 102-58 (12/22/08)

### Monmouth (Nov. 28)

All-time games in Rupp Arena: First meeting  
UK record in Rupp vs. MU: 0-0  
Last time in Rupp Arena: N/A

### UNC Greensboro (Nov. 23)

All-time games in Rupp Arena: First meeting  
UK record in Rupp vs. UNCG: 0-0  
Last time in Rupp Arena: N/A

### Utah (Dec. 15)

All-time games in Rupp Arena: Two  
UK record in Rupp vs. Utah: 1-1  
Last time in Rupp Arena: UK, 56-48 (11/19/99)

### Texas A&M (Jan. 8)

All-time games in Rupp Arena: Five  
UK record in Rupp vs. TAMU: 3-2  
Last time in Rupp Arena: UK, 74-73 (1/9/18)

### Vanderbilt (Jan. 12)

All-time games in Rupp Arena: 40  
UK record in Rupp vs. VU: 38-2  
Last time in Rupp Arena: UK, 83-81<sup>ot</sup> (1/30/18)

### Mississippi State (Jan. 22)

All-time games in Rupp Arena: 29  
UK record in Rupp vs. MSU: 27-2  
Last time in Rupp Arena: UK, 78-65 (1/23/18)

### Kansas (Jan. 26)

All-time games in Rupp Arena: Six  
UK record in Rupp vs. KU: 4-2  
Last time in Rupp Arena: UK, 79-73 (1/28/17)

### South Carolina (Feb. 5)

All-time games in Rupp Arena: 26  
UK record in Rupp vs. USC: 24-2  
Last time in Rupp Arena: UK, 85-69 (1/21/17)

### LSU (Feb. 12)

All-time games in Rupp Arena: 31  
UK record in Rupp vs. LSU: 26-5  
Last time in Rupp Arena: UK, 92-85 (2/7/17)

### Tennessee (Feb. 16)

All-time games in Rupp Arena: 42  
UK record in Rupp vs. UT: 37-5  
Last time in Rupp Arena: UT, 61-59 (2/6/18)

### Auburn (Feb. 23)

All-time games in Rupp Arena: 29  
UK record in Rupp vs. AU: 27-2  
Last time in Rupp Arena: UK, 92-72 (1/14/17)

### Arkansas (Feb. 26)

All-time games in Rupp Arena: 15  
UK record in Rupp vs. UA: 12-3  
Last time in Rupp Arena: UK, 97-71 (1/7/17)

### Florida (Jan. 20)

All-time games in Rupp Arena: 42  
UK record in Rupp vs. UF: 34-8  
Last time in Rupp Arena: UF, 66-64 (1/20/18)







# COACH CALIPARI

## UK vs. AP Ranked Foes Under Cal

### Record as AP Top-Ranked Coach Since 2009-10

Coach	Schools	Records
1. John Calipari	Kentucky	69-7
2. Mike Krzyzewski	Duke	39-6
3. Bill Self	Kansas	39-7
4. Jay Wright	Villanova	28-6
5. Jim Boeheim	Syracuse	15-4
6. Tom Crean	Indiana	14-3
7. Thad Matta	Ohio State	13-2
8. Sean Miller	Arizona	12-1
9. Billy Donovan	Florida	11-1
10. Mark Few	Gonzaga	10-2

### Record as AP Top-Ranked Coach Active

Coach	Schools	Records
1. Mike Krzyzewski	Duke	205-30
2. John Calipari	UK, Memphis, UMass	110-12
3. Roy Williams	UNC, Kansas	95-18
4. Bill Self	Kansas	41-8
5. Bruce Weber	Illinois	30-2
6. Jay Wright	Villanova	28-6
7. Jim Boeheim	Syracuse	24-5
8. Thad Matta	Ohio State	22-3
9. Bob Huggins	Cincinnati	20-4
10. Tom Crean	Indiana	14-3

through games on April 2, 2018

## All-Time Calipari Draft Picks

Player (School)	Round	Year (Overall)
Bam Adebayo (UK)	First	2017 (14)
Eric Bledsoe (UK)	First	2010 (18)
Devin Booker (UK)	First	2015 (13)
Antonio Burks (MEM)	Second	2004 (36)
Marcus Camby (UMASS)	First	1996 (2)
Rodney Carney (MEM)	First	2006 (16)
DeMarcus Cousins (UK)	First	2010 (5)
Willie Cauley-Stein (UK)	First	2015 (6)
Anthony Davis (UK)	First	2012 (1)
Hamidou Diallo (UK)	Second	2018 (45)
Joey Dorsey (MEM)	Second	2008 (33)
C. Douglas-Roberts (MEM)	Second	2008 (40)
Robert Dozier (MEM)	Second	2009 (60)
Tyreke Evans (MEM)	First	2009 (4)
De'Aaron Fox (UK)	First	2017 (5)
S. Gilgeous-Alexander (UK)	First	2018 (11)
Archie Goodwin (UK)	First	2013 (29)
Josh Harrellson (UK)	Second	2011 (45)
Andrew Harrison (UK)	Second	2015 (44)
Dakari Johnson (UK)	Second	2015 (48)
Terrence Jones (UK)	First	2012 (18)
Enes Kanter (UK)	First	2011 (3)
Michael Kidd-Gilchrist	First	2012 (2)
Brandon Knight (UK)	First	2011 (8)
Kevin Knox (UK)	First	2018 (9)
Skal Labissiere (UK)	First	2016 (28)
Doron Lamb (UK)	Second	2012 (42)
DeAndre Liggins (UK)	Second	2011 (53)
Trey Lyles (UK)	First	2015 (12)
Darius Miller (UK)	Second	2012 (46)
Malik Monk (UK)	First	2017 (11)
Jamal Murray (UK)	First	2016 (7)
Nerlens Noel (UK)	First	2013 (6)
Daniel Orton (UK)	First	2010 (29)
Patrick Patterson (UK)	First	2010 (14)
Julius Randle (UK)	First	2014 (7)
Lou Roe (UMass)	Second	1995 (30)
Derrick Rose (MEM)	First	2008 (1)
Marquis Teague (UK)	First	2012 (29)
Karl-Anthony Towns (UK)	First	2015 (1)
Tyler Ulis (UK)	Second	2016 (34)
Jarrod Vanderbilt (UK)	Second	2018 (41)
Dajuan Wagner (MEM)	First	2002 (6)
John Wall (UK)	First	2010 (1)
Shawne Williams (MEM)	First	2006 (17)
James Young (UK)	First	2014 (17)

Coach	Streak (Yrs)
1. John Calipari	54 (2010-13)
2. John Calipari	42 (2014-17)
3. Rick Pitino	33 (1992-94)
4. Joe B. Hall	30 (1981-82)
5. Rick Pitino	27 (1995-97)

## Life Away From Home Isn't So Bad Either

As good as John Calipari's team's have been at home, they're pretty good in hostile environments on the road. Dating back to the 2005-06 season, Calipari has recorded a 92-43 (.681) record on the road.

At neutral-site venues, Kentucky is 72-16 all-time under Calipari.

## Calipari at No. 1

John Calipari is one of just two coaches (Frank McGuire) to lead three programs to a No. 1 ranking. Calipari has led six of his 10 UK teams to the ranking and seven of his last 12 teams to the No. 1 ranking (he's done it nine times overall).

When Coach Cal's teams have been at the top, they've been difficult to knock off:

- Calipari is 110-12 (.902) as the top-ranked Associated Press Top 25 coach in the country
- He's 69-7 (.908) when his team is at the top of the AP Top 25 as UK's head coach
- Calipari tallied a 32-4 mark at UMass when the Minutemen were No. 1 and he was 9-1 at Memphis when he had the Tigers at the pinnacle of the rankings
- Calipari (110) trails only Duke's Mike Krzyzewski (205) in active coaches with victories at No. 1
- Calipari has coached 122 career games as a No. 1 team, the fourth most in NCAA history, trailing Krzyzewski (235), John Wooden (228) and Adolph Rupp (131)
- Among coaches who have owned a No. 1 ranking in at least 119 games, Calipari's winning percentage of .902 trails only Wooden (.952) and is ahead of active coach Krzyzewski (.872)

## 30 is the new 20: Calipari Secures Another 20-Win Season

With an 87-66 win over Missouri on Feb. 24, John Calipari achieved another feat in his decorated coaching career. With his 20th victory in 2018, he secured his 24th consecutive on-court 20-win season. He leads all active coaches with that streak, ahead of Mike Krzyzewski (22) and Bill Self (20) who both also claimed a 20-win season in 2017-18.

With a first-round win over Northern Kentucky in the 2017 NCAA Tournament, Calipari and the Cats clinched a 30-win season for the fourth time in eight seasons as head coach. Calipari has 10 seasons with 30 or more on-court wins. Only Krzyzewski (14) and Roy Williams (12) have more 30-win seasons as an active head coach. Calipari is the first coach in NCAA Division I history to record five straight on-court 30-win seasons, notching 30 wins in consecutive seasons from 2005-06 to 2009-10.

## The Success Rate

John Calipari has graduated 100 percent of the players (18 of 18) who have been eligible to receive their diploma by the end of their senior years and exhausted their athletic eligibility. Of that group, Patrick Patterson, Jarrod Polson and Alex Poythress completed their degrees in three years.

In the NCAA's Academic Progress Rate, which measures eligibility, retention and graduation, UK has posted a single-year Academic

## UK Collegiate Awards Under Calipari

All-America Honors	All-SEC	NCAA Final Four Team
DeMarcus Cousins (2010)	D. Cousins (2010) 1st (Coaches/AP)	Anthony Davis (MVP) 2012
AP (1), NABC (2), USBWA (2), SN (2)	P. Patterson (2010) 1st (Coaches)/2nd (AP)	Michael Kidd-Gilchrist 2012
John Wall (2010)	John Wall (2010) 1st (Coaches/AP)	Doron Lamb 2012
AP (1), NABC (2), USBWA (2), SN (2)	T. Jones (2011) 1st (Coaches/AP)	Julius Randle 2014
Anthony Davis (2012)	B. Knight (2011) 1st (Coaches)/2nd (AP)	James Young 2014
AP (1), NABC (2), USBWA (2), SN (2)	Anthony Davis (2012) 1st (Coaches/AP)	
Michael Kidd-Gilchrist (2012)	M. Kidd-Gilchrist (2012) 1st (Coaches/AP)	
AP (3), USBWA (2), NABC (3), SN (2)	T. Jones (2012) 2nd (Coaches/AP)	
Julius Randle (2014)	Doron Lamb (2012) 2nd (Coaches)	
NABC (3)	Nerlens Noel (2013) 1st (Coaches/AP)	
Willie Cauley-Stein (2015)	Julius Randle (2014) 1st (Coaches/AP)	
NABC (1), USBWA (1), SN (1)	James Young (2014) 2nd (Coaches)	
Karl-Anthony Towns (2015) SN (3)	Devin Booker (2015) 2nd (Coaches)	
Tyler Ulis (2016)	W. Cauley-Stein (2015) 1st (Coaches/AP)	
AP (1), SN (1), USBWA (2), NABC (2)	Aa. Harrison (2015) 2nd (Coaches/AP)	
Malik Monk (2017)	K. Towns (2015) 1st (Coaches/AP)	
SN (2), USBWA (2), NABC (2), AP (2)	Tyler Ulis (2016) 1st (Coaches/AP)	
SEC Player of the Year	Jamal Murray (2016) 1st (Coaches/AP)	
John Wall 2010 (Coaches/AP)	Malik Monk (2017) 1st (Coaches/AP)	
Anthony Davis 2012 (Coaches/AP)	De'Aaron Fox (2017) 1st (Coaches/AP)	
Tyler Ulis 2016 (Coaches/AP)	Bam Adebayo (2017) 2nd (Coaches/AP)	
Malik Monk 2017 (AP)	Kevin Knox (2018) 1st (Coaches)	
SEC Defensive Player of the Year	S. G.-Alexander (2018) 2nd (Coaches)	
Anthony Davis 2012 (Coaches)		
Nerlens Noel 2013 (Coaches)		
Willie Cauley-Stein 2015 (Coaches)		
Tyler Ulis 2016 (Coaches)		
SEC Freshman (Coaches)/Newcomer (AP) of the Year		
DeMarcus Cousins 2010 (Coaches)		
John Wall 2010 (AP)		
Terrence Jones 2011 (Coaches/AP)		
Anthony Davis 2012 (Coaches/AP)		
Nerlens Noel 2013 (Coaches/AP)		
Julius Randle 2014 (Coaches/AP)		
Karl-Anthony Towns 2015 (Coaches/AP)		
Malik Monk 2017 (Coaches/AP)		
Kevin Knox 2018 (Coaches)		
SEC Sixth Man of the Year		
Darius Miller 2012 (Coaches)		
Kyle Wiltjer 2013 (Coaches)		
Devin Booker 2015 (Coaches)		
CoSIDA Academic All-America		
Alex Poythress (2nd) 2016		
All-SEC		
D. Cousins (2010) 1st (Coaches/AP)		
P. Patterson (2010) 1st (Coaches)/2nd (AP)		
John Wall (2010) 1st (Coaches/AP)		
T. Jones (2011) 1st (Coaches/AP)		
B. Knight (2011) 1st (Coaches)/2nd (AP)		
Anthony Davis (2012) 1st (Coaches/AP)		
M. Kidd-Gilchrist (2012) 1st (Coaches/AP)		
T. Jones (2012) 2nd (Coaches/AP)		
Doron Lamb (2012) 2nd (Coaches)		
Nerlens Noel (2013) 1st (Coaches/AP)		
Julius Randle (2014) 1st (Coaches/AP)		
James Young (2014) 2nd (Coaches)		
Devin Booker (2015) 2nd (Coaches)		
W. Cauley-Stein (2015) 1st (Coaches/AP)		
Aa. Harrison (2015) 2nd (Coaches/AP)		
K. Towns (2015) 1st (Coaches/AP)		
Tyler Ulis (2016) 1st (Coaches/AP)		
Jamal Murray (2016) 1st (Coaches/AP)		
Malik Monk (2017) 1st (Coaches/AP)		
De'Aaron Fox (2017) 1st (Coaches/AP)		
Bam Adebayo (2017) 2nd (Coaches/AP)		
Kevin Knox (2018) 1st (Coaches)		
S. G.-Alexander (2018) 2nd (Coaches)		
All-SEC Defensive Team		
Patrick Patterson 2010		
DeAndre Liggins 2011		
Anthony Davis 2012		
Michael Kidd-Gilchrist 2012		
Nerlens Noel 2013		
Willie Cauley-Stein 2013		
Willie Cauley-Stein 2015		
Tyler Ulis 2016		
Coaches' All-SEC Freshman Team		
Eric Bledsoe 2010		
DeMarcus Cousins 2010		
John Wall 2010		
Brandon Knight 2011		
Terrence Jones 2011		
Doron Lamb 2011		
Anthony Davis 2012		
Michael Kidd-Gilchrist 2012		
Willie Cauley-Stein 2013		
Archie Goodwin 2013		
Nerlens Noel 2013		
Alex Poythress 2013		
Julius Randle 2014		
James Young 2014		
Devin Booker 2015		
Trey Lyles 2015		
Karl-Anthony Towns 2015		
Tyler Ulis 2015		
Jamal Murray 2016		
Malik Monk 2017		
De'Aaron Fox 2017		
Bam Adebayo 2017		
Kevin Knox 2018		
Shai Gilgeous-Alexander 2018		
NCAA Regional Tournament		
DeMarcus Cousins 2010		
John Wall 2010		
Josh Harrellson 2011		
B. Knight (MVP) 2011		
DeAndre Liggins 2011		
M. Kidd-Gilchrist (MVP) 2012		
Anthony Davis 2012		
Doron Lamb 2012		
Aaron Harrison 2014		
Marcus Lee 2014		
Julius Randle (MVP) 2014		
Willie Cauley-Stein 2015		
Andrew Harrison 2015		
K. Towns (MVP) 2015		
De'Aaron Fox 2017		
Isaac Humphries 2017		
SEC All-Tournament Team		
John Wall 2010		
Eric Bledsoe 2010		
DeMarcus Cousins 2010		
Darius Miller 2011		
Brandon Knight 2011		
Josh Harrellson 2011		
Anthony Davis 2012		
Terrence Jones 2012		
Aaron Harrison 2014		
Julius Randle 2014		
Willie Cauley-Stein 2015		
Aaron Harrison 2015		
Andrew Harrison 2015		
Jamal Murray 2016		
Tyler Ulis 2016		
Bam Adebayo 2017		
De'Aaron Fox 2017		
Dominique Hawkins 2017		
Wenyan Gabriel 2018		
S. Gilgeous-Alexander 2018		
Kevin Knox 2018		
SEC Tournament MVP		
John Wall 2010		
Darius Miller 2011		
Willie Cauley-Stein 2015		
Tyler Ulis 2016		
De'Aaron Fox 2017		
S. Gilgeous-Alexander 2018		



# COACH CALIPARI

Progress Rate of 977 or higher in every season under Calipari, including a perfect 1,000 in the last five single-year reports. Kentucky's four-year composite score in the most recent report, which was released in May of 2018, was a 1,000, earning the team an NCAA academic award for the fourth year in a row for finishing in the top 10 percent of Division I men's basketball programs.

Under Calipari, the Wildcats routinely post a 3.0 grade-point average or better.

## Dream Maker

As someone who prides himself on helping young men reach their dreams, Coach Cal has helped 46 players earn selection in the NBA Draft during his college coaching career, including 35 over his first nine seasons at Kentucky, which is more than any other coach.

- Four No. 1 overall selections (Derrick Rose, John Wall, Anthony Davis and Karl-Anthony Towns) during the nine drafts from 2008 to 2016. No other coach has more than two No. 1 picks
- In 2010, five of his UK players were selected in the first round for the first time in NBA history
- His six players in the 2012 and 2015 NBA drafts are the most in the two-round era
- Churned out 35 NBA Draft picks, 26 first-rounders, three No. 1 overall selections, seven top-five picks and 19 lottery picks at Kentucky
- Of the 54 players who have finished their college careers at Kentucky under Calipari, 35 have been selected in the NBA Draft (64.8 percent)
- Of the 21 players at UK who have declared for the NBA Draft after their freshman seasons, all 23 of 25 have been first-round picks. He is 27 for 29 in that regard when including his players from Memphis
- Dating back to the 2008 draft, 40 players under Coach Cal have been taken in the NBA Draft, including 28 first-rounders
- Only coach to produce the top two picks in the same draft (2012 - Anthony Davis and Michael Kidd-Gilchrist)
- Produced a top-10 pick in 11 straight drafts since 2008, the only school to do so during that time period

## Developing Talent

John Calipari hasn't just signed the best talent in the country while he's been at Kentucky; he's been the best at developing that talent and getting it ready for the next level.

Of the 30 top-25 Rivals.com players Kentucky has signed and have completed their college eligibility at UK, 26 were drafted and 21 were selected in the first round.

But that's only half the story. Calipari's players don't just make it to the pros; they're better prepared than anyone else. The proof is in the numbers.

Over the course of his career, Calipari's nearly 50 NBA pros have nearly \$1.5 billion in NBA contracts alone, which doesn't include endorsement deals and overseas contracts. Of his UK players in the NBA, they've earned nearly \$1.9 billion in guaranteed contracts.

## Double-Digit Win Streaks

Kentucky's 38-game winning streak in 2014-15 was historic, but it wasn't completely out of the norm for John Calipari. With Kentucky's 14-game winning streak at the end of the 2016-17 season, Calipari has 18 streaks in his career where his teams have won 10 or more consecutive games during the season.

They've won 15 or more straight games nine times, 20 or more six times, 25 or more five times, and 30 or more one time.

UK's 14-game winning streak before its season-ending loss last season was its longest since the 38-game winning streak in 2014-15.

1. 38 Kentucky, 2014-15	10. 14 Kentucky, 2016-17
2. 27 Memphis, 2008-09	14 UMass, 1991-92
3. 26 Memphis, 2007-08	12. 12 Memphis, 2007-08
26 UMass, 1995-96	12 Memphis, 2002-03
5. 25 Memphis, 2006-07	12 UMass, 1992-93
6. 24 Kentucky, 2011-12	15. 11 Memphis, 2003-04
7. 19 Kentucky, 2009-10	16. 10 Memphis, 2001-02
8. 16 UMass, 1994-95	10 UMass, 1993-94
9. 15 Memphis, 2005-06	10 Kentucky, 2010-11

## Calipari Knows Defense

Defense has always been a staple of John Calipari-coached teams. Dating back to complete NCAA records beginning in 2001-02, Calipari's teams have been among national leaders in several critical defensive categories.

Year	FG % Def.	Rebound Margin	Scoring Margin	Blocks
2001-02 (UM)	13th (39.5)	11th (+6.6)	15th (+11.2)	54th (4.4)
2002-03 (UM)	28th (40.6)	44th (+4.1)	32nd (+8.0)	26th (5.1)
2003-04 (UM)	34th (40.5)	58th (+3.4)	48th (+7.1)	20th (5.0)
2004-05 (UM)	<b>4th (38.4)</b>	75th (+2.9)	62nd (+5.9)	13th (5.4)
2005-06 (UM)	<b>2nd (38.0)</b>	<b>9th (+6.7)</b>	<b>5th (+14.6)</b>	<b>8th (6.4)</b>
2006-07 (UM)	12th (39.0)	28th (+5.3)	<b>5th (+5.8)</b>	12th (5.9)
2007-08 (UM)	12th (39.1)	16th (+6.2)	<b>2nd (+18.0)</b>	<b>8th (6.1)</b>
2008-09 (UM)	<b>1st (37.1)</b>	19th (+6.1)	<b>2nd (+16.3)</b>	<b>7th (6.0)</b>
2009-10 (UK)	<b>3rd (37.8)</b>	<b>4th (+8.1)</b>	<b>6th (+14.3)</b>	<b>4th (7.2)</b>
2010-11 (UK)	15th (39.4)	60th (+3.6)	13th (+11.4)	<b>3rd (6.3)</b>
2011-12 (UK)	<b>1st (37.4)</b>	12th (+6.8)	<b>1st (+16.8)</b>	<b>1st (8.6)</b>
2012-13 (UK)	30th (39.2)	48th (+4.3)	48th (+8.2)	<b>3rd (6.6)</b>
2013-14 (UK)	59th (41.1)	<b>2nd (+9.4)</b>	43rd (+8.2)	13th (5.9)
2014-15 (UK)	<b>1st (35.4)</b>	15th (+6.8)	<b>1st (+20.1)</b>	<b>2nd (6.9)</b>
2015-16 (UK)	24th (39.7)	39th (+5.2)	17th (+11.4)	<b>6th (5.8)</b>
2016-17 (UK)	98th (42.4)	39th (+4.7)	<b>9th (+13.4)</b>	15th (5.3)
2017-18 (UK)	14th (40.4)	40th (+5.1)	68th (+6.5)	31st (4.8)

rankings through April 2

## Former Players' NBA Awards

<b>NBA Player of the Year</b>	DeMarcus Cousins (2nd) 2016	<b>All-NBA Defensive Team</b>	Anthony Davis 2015
Derrick Rose 2011	Anthony Davis (1st) 2015	Anthony Davis (1st) 2018	John Wall 2015
<b>NBA Rookie of the Year</b>	DeMarcus Cousins (2nd) 2015	Anthony Davis (2nd) 2017	Anthony Davis 2014
Karl-Anthony Towns 2016	Derrick Rose (1st) 2012	Anthony Davis (2nd) 2015	John Wall 2014
Tyreke Evans 2010	Derrick Rose (1st) 2011	John Wall (2nd) 2015	Derrick Rose 2012
Derrick Rose 2009	<b>All-NBA Rookie Team</b>	Marcus Camby (1st) 2008	Derrick Rose 2011
<b>NBA Defensive Player of the Year</b>	Jamal Murray (2nd) 2017	Marcus Camby (1st) 2007	Derrick Rose 2010
Marcus Camby 2007	K. Towns (1st) 2016	Marcus Camby (2nd) 2006	<b>All-Star Game MVP</b>
<b>NBA Cares Community Assist Award</b>	Devin Booker (1st) 2016	Marcus Camby (2nd) 2005	Anthony Davis 2017
DeMarcus Cousins 2017	W. Cauley-Stein (2nd) 2016	<b>NBA All-Star Team</b>	<b>Rising Stars Challenge MVP</b>
John Wall 2016	Nerlens Noel (1st) 2015	DeMarcus Cousins 2018	Jamal Murray 2017
<b>All-NBA Team</b>	Anthony Davis (1st) 2013	Anthony Davis 2018	John Wall 2011
Anthony Davis (1st) 2018	M. Kidd-Gilchrist (2nd) 2013	Karl-Anthony Towns 2018	Tyreke Evans 2010
K. Towns (3rd) 2018	Brandon Knight (1st) 2012	John Wall 2018	<b>Slam Dunk Contest Winner</b>
Anthony Davis (1st) 2017	D. Cousins (1st) 2011	DeMarcus Cousins 2017	John Wall 2014
John Wall (3rd) 2017	John Wall (1st) 2011	Anthony Davis 2017	<b>Three-Point Contest Winner</b>
	Eric Bledsoe (2nd) 2011	John Wall 2017	Devin Booker 2018
	Tyreke Evans (1st) 2010	DeMarcus Cousins 2016	
	Derrick Rose (1st) 2010	Anthony Davis 2016	
	Marcus Camby (1st) 1997	John Wall 2016	
		DeMarcus Cousins 2015	

## Recruiting Trail

The Wildcats have signed more top-25 players under John Calipari's leadership than any other school. Nearly a quarter of all Rivals' top-10 prospects nationally over the past 10 classes have signed with Coach Cal and the Cats.

PLAYER (YEAR)	ESPN	RIVALS	247	MCD	JB
Ashton Hagans ('18)	20	13	12		
Tyler Herro ('18)	30	36	38		Y
Keldon Johnson ('18)	7	15	18		Y Y
EJ Montgomery ('18)	14	11	6		Y
Zan Payne ('18)	NR	NR	NR		
Immanuel Quickley ('18)	25	22	19		Y
Jemarl Baker ('17)	66	82	90		Y Y
Hamidou Diallo ('17)	11~	10~	11		
Shai Gilgeous-Alexander ('17)	35	34	20		
Quade Green ('17)	24	22	33		Y Y
Kevin Knox ('17)	10	10	18		Y Y
Nick Richards ('17)	17	17	15		Y Y
Jarred Vanderbilt ('17)	19	14	12		Y Y
PJ Washington ('17)	12	15	9		Y Y
Bam Adebayo ('16)	5	7	12		Y Y
Brad Calipari ('16)	NR	NR	NR		
De'Aaron Fox ('16)	6	6	6		Y Y
Wenyen Gabriel ('16)	14	13	14		Y
Sacha Killeya-Jones ('16)	24	24	25		Y
Malik Monk ('16)	9	9	10		Y Y
Tai Wynyard ('16)	NR	NR	NR		
Isaiah Briscoe ('15)	13	10	16		Y Y
Jonny David ('15)	NR@	NR@	NR@		
Isaac Humphries ('15)	49	NR^	62		
Skal Labissiere ('15)	2	1	2		Y
Charles Matthews ('15)	42	48	74		Y
Jamal Murray ('15)	NA^	9	10		
Dillon Pulliam ('15)	NA^	NA#	NA#		
Devin Booker ('14)	18	29	22		Y Y
Trey Lyles ('14)	6	13	17		Y Y
Karl-Anthony Towns ('14)	9	5	2		Y Y
Tyler Ulis ('14)	25	21	20		Y Y
EJ Floreal ('13)	NR@	NR@	NR@		
Aaron Harrison ('13)	9	7	5		Y Y
Andrew Harrison ('13)	5	5	3		Y Y
Dominique Hawkins ('13)	NR	NR	151		
Dakari Johnson ('13)	7	9	8		Y Y
Marcus Lee ('13)	25	19	14		Y Y
Julius Randle ('13)	3	2	2		Y Y
Derek Willis ('13)	NR	115	58		
James Young ('13)	8	11	10		Y Y
Archie Goodwin ('12)	15	14	18		Y Y
Willie Cauley-Stein ('12)	40	40	47		
Tod Lanter ('12)	NA#@	NA#@	NA#@		
Julius Mays ('12)	NA#	NA#	NA#		
Nerlens Noel ('12)	1	2	1		Y
Alex Poythress ('12)	13	8	7		Y Y
Twany Beckham ('11)	NA#	NA#	NA#		
Anthony Davis ('11)	1	2	1		Y Y
Ryan Harrow ('11)	NA#	NA#	NA#		
Michael Kidd-Gilchrist ('11)	4	3	2		Y Y
Sam Malone ('11)	NR@	NR@	NR@		
Brian Long ('11)	NR@	NR@	NR@		
Marquis Teague ('11)	8	5	6		Y Y
Kyle Wiltjer ('11)	19	22	21		Y Y
Terrence Jones ('10)	9	13	8*		Y Y
Enes Kanter ('10)	25	3	3*		
Brandon Knight ('10)	4	6	6*		Y Y
Doron Lamb ('10)	29	21	28*		Y Y
Jarrod Polson ('10)	NR@	NR@	NR*@		
Stacey Poole, Jr. ('10)	51	33	67*		
Eloy Vargas ('10)	NA#	NA#	NA#		
Eric Bledsoe ('09)	NR	23	37*		
DeMarcus Cousins ('09)	4	2	3*		Y Y
Darnell Dodson ('09)	NA#	NA#	NA#		
Jon Hood ('09)	92	40	46*		
Daniel Orton ('09)	13	22	17*		Y
John Wall ('09)	5	1	2*		Y

### Top-10 Players

21 22 22

### Top-25 Players

40 42 41

### Top-50 Players

46 49 47

### McDonald's All-Americans

33

### Jordan Brand Classic All-Americans

37

\* Scout.com ranking | ~ final ranking in the 2017 class before early enrollment | ^ reclassified after final rankings were released |

# transfer | @ joined team as walk-on





# COACH CALIPARI

A “players-first” coach with a penchant for helping people reach their dreams, John Calipari, a Naismith Memorial Basketball Hall of Famer, has guided six teams to the Final Four, led one to a national championship and helped 46 players get selected in the NBA Draft during his 26-year college coaching career.

Calipari guided Kentucky to its eighth national championship and his first national title in 2012. In becoming only the second coach in NCAA history to lead three different schools to the Final Four, he has racked up more than 700 on-court victories, 19 NCAA Tournament appearances, six Final Fours and numerous national coach of the year honors.

In 2015, Coach Cal led college basketball’s first ever 38-0 team, and became one of just three coaches to make four Final Fours in a five-year span. At the end of the season, Calipari became the 96th coach to join the Naismith Memorial Basketball Hall of Fame.

While building a program out of obscurity at Massachusetts, laying the foundation at Memphis and restoring luster at the sport’s greatest program at Kentucky, he has totaled the second-most wins in NCAA history in the first 20 years of a college coaching career.

Quite honestly, though, Calipari’s on-court success overshadows a much more significant picture.

In his goal to lead a players-first program, he has helped 46 players realize their dreams and guided them to NBA Draft selections, including a record five first-round draft picks in 2010. Two years later, six Wildcats heard their names called at the 2012 draft, the most in the two-round draft era. UK, with Calipari’s help, would tie those six picks again in 2015, including a record-tying four lottery selections. His four No. 1 overall picks are twice as many as any other coach, and he’s had 35 players drafted during his first nine years at Kentucky, including 26 first-round picks.

Calipari’s players have entered the league NBA-ready. His players have garnered 18 All-Star selections, with Anthony Davis winning the game’s MVP honor in 2017. Rose was named MVP in 2011, five players have been tabbed All-NBA, three have been named NBA Rookie of the Year, and 11 players from Calipari’s first nine teams at Kentucky have made the NBA All-Rookie teams.

Much like he did at UMass, where his players graduated at nearly 80 percent, Calipari has stressed academics. Fifteen of his last 18 seniors at Memphis earned their bachelor’s degrees, and all 17 players at UK who were eligible to graduate by the end of their senior years walked away with a diploma in hand, including three players who earned their degree in just three years. Another Wildcat, Dillon Pulliam, is set to graduate in May of 2018. Calipari’s teams routinely have posted a combined team grade-point averages of 3.0 or better.

His foundation, The Calipari Foundation, has raised millions of dollars to help the lives of those in need in the Commonwealth and across the country. In 2010, he used a telethon to raise more than \$1 million for victims of the devastating earthquake in Haiti. He organized another one in 2012 for victims of Superstorm Sandy and another one in 2017 for victims of Hurricane Harvey.

In 2013, Calipari developed the idea of hosting an annual alumni weekend around his basketball fantasy experience with the intent to raise money for charity. After generating \$350,000 for selected organizations and charities during the inaugural game, the weekend (the game and the fantasy experience) has generated more than \$1 million for charity every year since, including in 2014 without the funds from an alumni game and 2016 with a celebrity softball game in place of the traditional basketball game.

In 2017, Coach Cal was named the head coach of the 2017 USA Basketball Men’s U19 World Cup Team, which finished third at the 2017 FIBA U19 World Cup in Cairo.

Author of five books, including the New York Times Best Seller “Players First: Coaching from the Inside Out,” Calipari is a master of communication and maximizing talent. He lives by the motto that “it’s never a matter of how far you have fallen, but instead it’s about how high you bounce back.”

## BIOGRAPHICAL INFORMATION

**Date of Birth:** Feb. 10, 1959 | **Wife:** Ellen  
**Children:** Erin, Megan, Brad

### Education

Clarion State (1982)

### Head Coaching Experience

University of Massachusetts (1989-96)  
New Jersey Nets (NBA) (1997-99)  
University of Memphis (2001-09)  
**University of Kentucky (2010-present)**

## COACHING AWARDS

- 2018 Naismith Hall of Fame 'Service Above Self' Honoree
- 2018 NABC Metropolitan Award
- 2015 Naismith Memorial Basketball Hall of Fame Inductee
- 2015 AP National Coach of the Year
- 2015 Naismith National Coach of the Year
- 2015 NABC National Coach of the Year
- 2015 The Sporting News National Coach of the Year
- 2015 Adolph Rupp National Coach of the Year
- 2015 SEC Coach of the Year (AP/Coaches)
- 2015 USBWA District IV Coach of the Year
- 2012 Nell & John Wooden Coach of the Year Leadership Award
- 2012 Naismith National Coach of the Year Finalist
- 2012 SEC Coach of the Year (AP/Coaches)
- 2010 Adolph Rupp National Coach of the Year
- 2010 Naismith National Coach of the Year Finalist
- 2010 SEC Coach of the Year (AP)
- 2010 *Sporting News* SEC Coach of the Year
- 2010 Yahoo! Sports SEC Coach of the Year
- 2010 USBWA District IV Coach of the Year
- 2009 NABC National Co-Coach of the Year
- 2009 *Sports Illustrated* National Coach of the Year
- 2009 Phelan National Coach of the Year
- 2009 Iba National Coach of the Year Finalist
- 2009 C-USA Coach of the Year
- 2008 Naismith National Coach of the Year
- 2008 C-USA Coach of the Year
- 2008 Iba National Coach of the Year Finalist
- 2008 Phelan National Coach of the Year Finalist
- 2007 Phelan National Coach of the Year Finalist
- 2007 USBWA District IV Coach of the Year
- 2007 *Basketball Times* South Region Coach of the Year
- 2006 C-USA Coach of the Year
- 2004 NABC District 7 Coach of the Year
- 1996 Naismith National Coach of the Year
- 1996 NABC National Coach of the Year
- 1996 *The Sporting News* National Coach of the Year
- 1996 Atlantic 10 Coach of the Year
- 1995 Naismith National Coach of the Year Finalist
- 1994 Naismith National Coach of the Year Finalist
- 1994 Atlantic 10 Coach of the Year
- 1993 USBWA District I Coach of the Year
- 1993 Atlantic 10 Coach of the Year
- 1992 Eastern Basketball Coach of the Year

CHART SHOWS STATS FROM 2009-10 SEASON THROUGH 2017-18

ONLY SCHOOLS WITH AT LEAST TWO OR MORE ELITE EIGHTS AND AT LEAST ONE FINAL FOUR WERE CONSIDERED

TEAMS	WINS	NCAA TOURNAMENT WINS	NATIONAL TITLES	FINAL FOURS	ELITE EIGHTS	SWEET 16'S	LEAGUE TITLES (RS)	LEAGUE TOURNAMENT TITLES
ARIZONA	247	13	0	0	3	5	5	3
DUKE	267	23	2	2	4	6	1	3
FLORIDA	226	17	0	1	5	5	3	1
GONZAGA	271	17	0	1	2	4	8	7
KANSAS	278	23	0	2	5	5	9	5
KENTUCKY	275	28	1	4	6	7	5	6
LOUISVILLE	238	16	1	2	3	4	2	3
MICHIGAN	217	17	0	2	3	4	2	2
MICHIGAN ST.	238	17	0	2	3	5	3	3
N. CAROLINA	248	22	1	2	4	5	4	1
SYRACUSE	232	18	0	2	3	5	0	0
UCONN	197	13	2	2	2	2	0	2
VILLANOVA	244	16	2	2	2	2	4	3
WISCONSIN	228	18	0	2	2	6	1	1



## NCAA DIVISION I ACTIVE WINNINGEST COACHES

(On-Court By Percentage - Min. 10 yrs. at Division I level)

NO.	COACH/TEAM	YRS.	PCT.
1.	Mark Few/Gonzaga	18	.819
2.	Roy Williams/UNC	30	.788
3.	<b>John Calipari/Kentucky</b>	<b>26</b>	<b>.779</b>
4.	Mike Krzyzewski/Duke	43	.765
5.	Bill Self/Kansas	25	.765

\*numbers going into the 2018-19 season

## SINCE 2005-06 ...

Since the 2005-06 season, John Calipari's on-court record ranks him as the winningest coach. Totals through April 2, 2018.

COACH	RECORD
1. <b>John Calipari</b>	<b>412-78</b>
2. Bill Self	400-79
3. Mike Krzyzewski	379-92
4. Mark Few	376-81
5. Roy Williams	372-111

## MISCELLANEOUS ON-COURT RECORDS

Overall On-Court Record: .....720-204 (.779)  
 March/April Record: .....157-44 (.781)  
 NCAA Record: .....53-18 (.746)  
 Record in Conference Games: .....329-101 (.765)  
 Record in Conference Tournament: .....56-12 (.824)

- Calipari owns the most single-season wins with 38, tying his own record (Memphis in '08 and UK in '12) in 2015 with 38 wins. He owns the most single-season wins at UMass, Memphis and UK
- Calipari is one of two coaches (Roy Williams) in NCAA Division I history to have 400 or more wins in the first 16 years as a head coach. Calipari had 416 wins in his first 16 years
- Calipari is the winningest coach in NCAA Division I history for a five-year span with 173 victories (2008-12)
- Calipari is the first coach in NCAA Division I history to record five straight on-court 30-win seasons. Memphis hit the 30-win plateau from 2006-09
- Calipari is one of only two coaches (Rick Pitino) to lead three different schools to a Final Four
- Calipari is one of only three coaches (John Wooden, Mike Krzyzewski) to go to four Final Fours in five seasons
- Calipari started with a 54-0 record in Rupp Arena as head coach of the Wildcats
- Calipari has 31 players that have been chosen in the NBA Draft (24 first-round picks) over the last eight seasons
- Calipari has more wins (327) in a 10-year period (2006-15) than any other coach in college basketball history
- Calipari is the second-fastest Division I men's basketball coach to reach 200 victories at a single school, behind only LIU-Brooklyn's Claire Bee
- Calipari's 30 combined regular season and tournament league titles trail only Mark Few (32) of Gonzaga for the most among active coaches
- Calipari became the fourth-fastest coach to 700 on-court wins, behind only Adolph Rupp, Jerry Tarkanian and Roy Williams
- Calipari has the third-most wins in school history, behind only Adolph Rupp and Joe B. Hall

## CAL IN CONFERENCE

SEC COACHES	CONFERENCE	Tournament	Conference
	CHAMPIONSHIPS	Championships	Coach of the Year
Avery Johnson, Alabama	0	0	0
Mike Anderson, Arkansas	1	1	1
Bruce Pearl, Auburn	8	2	7
Michael White, Florida	3	0	3
Tom Crean, Georgia	3	0	3
<b>John Calipari, Kentucky</b>	<b>15</b>	<b>15</b>	<b>9</b>
Will Wade, LSU	0	0	1
Cuonzo Martin, Missouri	1	0	1
Kermit Davis, Ole Miss	7	4	3
Ben Howland, Mississippi State	7	4	3
Frank Martin, South Carolina	0	0	1
Rick Barnes, Tennessee	4	1	6
Billy Kennedy, Texas A&M	5	2	4
Bryce Drew, Vanderbilt	4	2	3
<b>TOTALS</b>	<b>58</b>	<b>31</b>	<b>45</b>

## CALIPARI VS. ALL OPPONENTS

Alabama ..... 15-3	Furman ..... 1-0	Monmouth ..... 1-0	Southwest Texas St. .... 1-0
Albany ..... 1-0	George Mason ..... 1-0	Montana State ..... 1-0	St. Bonaventure ..... 17-1
Arizona ..... 2-1	George Washington ..... 8-9	Morehead State ..... 2-0	St. John's ..... 1-0
Arizona State ..... 2-1	Georgetown ..... 2-1	Murray State ..... 1-0	St. Joseph's ..... 15-5
Arkansas ..... 11-6	Georgia ..... 16-2	Nevada ..... 1-0	St. Mary's ..... 1-0
Arkansas-Little Rock ..... 3-0	Georgia Tech ..... 1-1	New Hampshire ..... 5-0	St. Peter's ..... 1-0
Arkansas-Pine Bluff ..... 1-0	Gonzaga ..... 4-0	New Mexico ..... 1-0	Stanford ..... 3-2
Arkansas State ..... 4-0	Grand Canyon ..... 1-0	New Orleans ..... 1-0	Stephen F. Austin ..... 1-0
Auburn ..... 9-2	Hampton ..... 1-0	NJIT ..... 1-0	Stony Brook ..... 1-0
Austin Peay ..... 6-1	Hartford ..... 2-0	North Carolina ..... 6-3	Syracuse ..... 3-2
Baylor ..... 1-2	Harvard ..... 2-0	North Carolina State ..... 1-0	TCU ..... 7-1
Belmont ..... 2-0	Hofstra ..... 1-0	North Texas ..... 1-0	Temple ..... 13-11
Boise State ..... 1-0	Holy Cross ..... 4-1	Northeastern ..... 3-1	Tennessee ..... 15-9
Boston ..... 7-1	Houston ..... 16-3	Northern Kentucky ..... 2-0	Tennessee Tech ..... 1-0
Boston College ..... 2-0	Howard ..... 1-0	Northwestern State ..... 1-0	Texas ..... 2-2
Bradley ..... 1-0	Illinois ..... 1-1	Notre Dame ..... 2-1	Texas A&M ..... 8-3
Bucknell ..... 1-0	Illinois State ..... 1-0	Oakland ..... 1-0	Towson State ..... 1-0
Buffalo ..... 2-0	Indiana ..... 3-2	Ohio State ..... 1-2	Troy ..... 1-0
BYU ..... 1-0	Iowa ..... 0-1	Oklahoma ..... 5-1	Tulane ..... 16-0
Cal State Northridge ..... 1-0	Iowa State ..... 2-0	Oklahoma State ..... 0-2	Tulsa ..... 11-1
Canisius ..... 1-0	Jackson State ..... 2-0	Old Dominion ..... 2-0	UAB ..... 14-3
Central Conn. St. .... 2-0	Kansas ..... 3-6	Ole Miss ..... 14-4	UCF ..... 5-0
Charlotte ..... 2-3	Kansas State ..... 2-1	Oral Roberts ..... 1-0	UCLA ..... 4-4
Chattanooga ..... 2-0	Keene State ..... 1-0	Oregon State ..... 1-0	UNC Asheville ..... 2-0
Christian Brothers ..... 2-0	Kentucky ..... 2-4	Pennsylvania ..... 3-0	UNC Greensboro ..... 1-0
Cincinnati ..... 6-7	La Salle ..... 3-0	Penn State ..... 4-4	UNC Wilmington ..... 1-0
Cleveland State ..... 4-0	Lafayette (Pa.) ..... 1-0	Pepperdine ..... 1-0	UIC ..... 1-0
Coastal Carolina ..... 1-0	Lamar ..... 4-0	Pittsburgh ..... 2-1	USF ..... 10-1
Colorado ..... 1-1	LIU-Brooklyn ..... 1-0	Portland ..... 3-0	Utah ..... 1-1
Colorado State ..... 0-1	Lipscomb ..... 1-0	Princeton ..... 2-0	Utah Valley ..... 1-0
Columbia ..... 1-0	Long Beach State ..... 1-0	Providence ..... 3-1	UTEP ..... 5-0
Connecticut ..... 2-5	Louisiana Tech ..... 1-1	Purdue ..... 2-1	UT Arlington ..... 3-0
Coppin State ..... 1-0	Louisville ..... 15-7	Radford ..... 1-0	UT Martin ..... 5-0
Cornell ..... 1-0	Loyola ..... 1-0	Rhode Island ..... 16-2	Valparaiso ..... 1-0
Dartmouth ..... 1-0	Lowell ..... 2-1	Rice ..... 4-0	Vanderbilt ..... 15-4
Davidson ..... 1-0	LSU ..... 11-2	Richmond ..... 1-0	Vermont ..... 3-0
Dayton ..... 1-0	Manhattan ..... 2-0	Rider ..... 1-0	Villanova ..... 2-0
DePaul ..... 4-2	Marist ..... 2-0	Robert Morris ..... 1-1	Virginia ..... 0-1
Detroit ..... 1-0	Marquette ..... 3-1	Rutgers ..... 11-4	Virginia Tech ..... 3-0
Drexel ..... 2-0	Marshall ..... 6-0	Saint Louis ..... 4-3	Wake Forest ..... 2-1
Duke ..... 1-2	Maryland ..... 5-3	Sam Houston State ..... 1-0	Washington ..... 1-0
Duquesne ..... 12-4	Massachusetts ..... 1-0	Samford ..... 3-0	West Virginia ..... 13-7
East Carolina ..... 7-0	Memphis ..... 1-0	Santa Clara ..... 1-0	Western Kentucky ..... 2-0
East Tennessee State ... 4-0	Miami (Fla.) ..... 0-1	Savannah State ..... 1-0	Wichita State ..... 2-0
Eastern Kentucky ..... 3-0	Miami (Ohio) ..... 2-0	Seton Hall ..... 1-0	Winthrop ..... 2-0
Eastern Michigan ..... 2-0	Michigan ..... 1-0	Siena ..... 4-0	Wisconsin ..... 1-1
Fairfield ..... 1-0	Michigan State ..... 2-1	SMU ..... 7-0	Wofford ..... 1-0
Florida ..... 15-8	Middle Tennessee ..... 3-0	South Carolina ..... 13-3	Wright State ..... 1-0
Florida State ..... 1-1	Milwaukee ..... 1-0	South Connecticut ..... 1-0	Xavier ..... 2-2
Florida Tech ..... 0-1	Mississippi State ..... 12-0	S. Louisiana ..... 3-0	Yale ..... 1-0
Fordham ..... 5-0	Mississippi Valley St. .... 1-0	Southern Cal ..... 2-0	
Fort Wayne ..... 1-0	Missouri ..... 8-3	Southern Miss ..... 15-4	



# INDIVIDUAL GAME RECORDS CAL ERA

## MOST POINTS

Pts.	Player vs. Opponent	Date
47	Malik Monk vs. North Carolina	12-17-16
39	De'Aaron Fox vs. UCLA	3-24-17
37	Malik Monk vs. GEORGIA	1-31-17
35	Jamal Murray vs. FLORIDA	2-6-16
35	Terrence Jones vs. AUBURN	1-11-11
34	Kevin Knox at West Virginia	1-27-17
34	Malik Monk at Ole Miss	12-29-16
33	Malik Monk vs. FLORIDA	2-25-17
33	Jamal Murray at Vanderbilt	2-27-16
33	Jamal Murray vs. Ohio State	12-19-15
32	Doron Lamb vs. WINTHROP	12-22-10
30	Shai Gilgeous-Alexander vs. VANDERBILT	1-30-18
30	Tyler Ulis vs. Texas A&M	3-13-16
30	Brandon Knight vs. West Virginia	3-19-11
29	Shai Gilgeous-Alexander vs. Tennessee	3-11-18
29	Julius Randle vs. BELMONT	12-21-13
29	Terrence Jones vs. Oklahoma	11-22-10
29	Eric Bledsoe vs. East Tennessee St.	3-18-10

SEC: 37, Malik Monk vs. GEORGIA, 1-31-17

Postseason: 39, De'Aaron Fox vs. UCLA, 3-24-17

SEC Tourney: 30, Tyler Ulis vs. Texas A&M, 3-13-16

NCAA Tourney: 39, De'Aaron Fox vs. UCLA, 3-24-17

Rupp Arena: 37, Malik Monk vs. GEORGIA, 1-31-17

On the Road: 34, Kevin Knox at West Virginia, 1-27-17

Neutral: 47, Malik Monk vs. North Carolina, 12-17-16

SEC Road: 34, Malik Monk at Ole Miss, 12-29-16

Ranked Opp.: 47, Malik Monk vs. North Carolina, 12-17-16

Freshman: 47, Malik Monk vs. North Carolina, 12-17-16

Sophomore: 30, Tyler Ulis vs. Texas A&M, 3-13-16

Junior: 25, Derek Willis vs. TENNESSEE, 2-18-16

Senior: 25, Alex Poythress at Alabama, 1-19-16

Opener: 25, Terrence Jones vs. ETSU, 11-12-10

SEC Opener: 34, Malik Monk at Ole Miss, 12-29-16

*\*\*In some cases, the most recent occurrence is listed*

## MOST POINTS IN AN SEC GAME

Pts.	Player vs. Opponent	Date
37	Malik Monk vs. GEORGIA	1-31-17
35	Jamal Murray vs. FLORIDA	2-6-16
35	Terrence Jones vs. AUBURN	1-11-11
34	Malik Monk at Ole Miss	12-29-16
33	Malik Monk vs. FLORIDA	2-25-17
33	Jamal Murray at Vanderbilt	2-27-16
30	Shai Gilgeous-Alexander vs. VANDERBILT	1-30-18
28	Jamal Murray vs. TENNESSEE	2-18-16
28	Anthony Davis vs. VANDERBILT	2-25-12
27	Malik Monk vs. VANDERBILT	2-28-17
27	Malik Monk vs. SOUTH CAROLINA	1-21-17
27	De'Aaron Fox vs. ARKANSAS	1-7-17
27	Tyler Ulis at South Carolina	2-13-16
27	Terrence Jones at LSU	1-28-12
27	Anthony Davis vs. ARKANSAS	1-17-12
27	DeMarcus Cousins at South Carolina	1-26-10
26	Malik Monk vs. TEXAS A&M	1-3-17
26	Jamal Murray at South Carolina	2-13-16
26	Aaron Harrison vs. OLE MISS	1-6-15
26	Andrew Harrison vs. TENNESSEE	1-18-14
26	James Young vs. MISSISSIPPI ST.	1-8-14
26	Kyle Wiltjer at Ole Miss	1-29-13
26	Brandon Knight at Arkansas	2-23-11

## MOST POINTS IN A HALF

Pts.	Player vs. Opponent	Date
30	Malik Monk <sup>2</sup> vs. FLORIDA	2-25-17
27	Malik Monk <sup>1</sup> vs. North Carolina	12-17-16
27	Jamal Murray <sup>2</sup> vs. Ohio State	12-19-15
24	De'Aaron Fox <sup>2</sup> vs. UCLA	3-24-17
24	Malik Monk <sup>1</sup> at Ole Miss	12-29-16
23	Malik Monk <sup>2</sup> vs. GEORGIA	1-31-17
23	Julius Randle <sup>2</sup> vs. Michigan St.	11-12-13
22	Terrence Jones <sup>2</sup> vs. AUBURN	1-11-11
22	Eric Bledsoe <sup>2</sup> vs. MOREHEAD ST.	11-13-09

1 - First Half; 2 - Second Half

## MOST POINTS OFF THE BENCH

Pts.	Player vs. Opponent	Date
35	Terrence Jones vs. AUBURN	1-11-11
32	Doron Lamb vs. WINTHROP	12-22-10
27	Malik Monk vs. VANDERBILT	2-28-17
26	Kyle Wiltjer at Ole Miss	1-29-13
24	Shai Gilgeous-Alexander vs. LOUISVILLE	12-29-17
24	Kyle Wiltjer vs. LOYOLA	12-22-11
24	Doron Lamb at North Carolina	12-4-10
23	Wenyen Gabriel vs. Alabama	3-10-18
23	Kyle Wiltjer vs. LIPSCOMB	12-15-12
22	Shai Gilgeous-Alexander vs. VANDERBILT	1-30-18
21	Shai Gilgeous-Alexander vs. GEORGIA	12-31-17

## MOST 3-POINTERS MADE

3's	Player vs. Opponent	Date
8	Malik Monk vs. North Carolina	12-17-16
8	Jamal Murray vs. FLORIDA	2-6-16
8	Eric Bledsoe vs. ETSU	3-18-10

## MOST FREE THROWS

Fts	Player vs. Opponent	Date
14	Tyler Ulis at Arkansas	1-21-16
13	De'Aaron Fox vs. UCLA	3-24-17
13	Julius Randle at Ole Miss	2-18-14

13	Julius Randle vs. BELMONT	12-21-13
12	Shai Gilgeous-Alexander vs. GEORGIA	12-31-17
12	Tyler Ulis at Tennessee	2-2-16
12	Dakari Johnson vs. UT ARLINGTON	11-25-14
12	Archie Goodwin at Ole Miss	1-29-13
12	Archie Goodwin vs. MOREHEAD ST.	11-21-12
12	Anthony Davis vs. LOUISVILLE	12-31-11

## MOST REBOUNDS

Rebs	Player vs. Opponent	Date
19	Michael Kidd-Gilchrist vs. LOUISVILLE	12-31-11
18	Bam Adebayo vs. Northern Kentucky	3-17-17
18	Anthony Davis vs. CHATTANOOGA	12-17-11
18	DeMarcus Cousins vs. LOUISVILLE	1-2-10
18	Patrick Patterson vs. RIDER	11-21-09
18	DeMarcus Cousins vs. SAM HOUSTON ST.	11-19-09
17	Terrence Jones vs. Notre Dame	12-8-10
17	Terrence Jones at Washington	11-23-10
16	Wenyen Gabriel vs. AUBURN	1-14-17
16	Julius Randle vs. LSU	3-14-14
16	Julius Randle vs. UNC ASHEVILLE	11-8-13
16	Nerlens Noel vs. BAYLOR	12-1-12
16	Anthony Davis vs. Kansas	4-2-12
16	Anthony Davis vs. LITTLE ROCK	1-3-12

SEC: 16, Wenyen Gabriel, vs. AUBURN, 1-14-17

Postseason: 18, Bam Adebayo vs. NKU, 3-17-17

SEC Tourney: 16, Julius Randle vs. LSU, 3-14-14

NCAA Tourney: 18, Bam Adebayo vs. NKU, 3-17-17

Rupp Arena: 19, M. Kidd-Gilchrist vs. LOUISVILLE, 12-31-11

On the Road: 17, Terrence Jones at Wash., 11-23-10

SEC Road: 15, Bam Adebayo at Missouri, 2-21-17

Ranked Opp.: 19, M. Kidd-Gilchrist vs. LOUISVILLE, 12-31-11

Freshman: 19, M. Kidd-Gilchrist vs. LOUISVILLE, 12-31-11

Sophomore: 14, Isaiah Briscoe at Tennessee, 1-24-17

Junior: 18, Patrick Patterson vs. RIDER, 11-21-09

Senior: 14, Josh Harrellson at Arkansas, 2-23-11

Opener: 16, Julius Randle vs. UNC ASHEVILLE, 11-8-13

SEC Opener: 12, W. Cauley-Stein vs. OLE MISS, 1-6-15

*\*\*In some cases, the most recent occurrence is listed*

## MOST OFFENSIVE REBOUNDS

Rebs	Player vs. Opponent	Date
9	Willie Cauley-Stein vs. ARKANSAS	2-27-14
9	DeMarcus Cousins vs. OLE MISS	2-2-10
9	Patrick Patterson vs. RIDER	11-21-09
8	Bam Adebayo vs. UT MARTIN	11-25-16
8	Dakari Johnson vs. GRAND CANYON	11-14-14
8	DeMarcus Cousins vs. VANDERBILT	1-30-10
8	Patrick Patterson at Indiana	12-12-09
8	DeMarcus Cousins vs. S. HOUSTON ST.	11-19-09

## MOST DEFENSIVE REBOUNDS

Rebs	Player vs. Opponent	Date
15	Terrence Jones vs. Notre Dame	12-8-10
14	DeMarcus Cousins vs. LOUISVILLE	1-2-10
13	Anthony Davis vs. LSU	3-9-12
13	Michael Kidd-Gilchrist vs. LOUISVILLE	12-31-11
13	Anthony Davis vs. CHATTANOOGA	12-17-11
13	Terrence Jones vs. Washington	11-23-10
12	Jarred Vanderbilt vs. MISSOURI	2-24-18
12	Bam Adebayo vs. Northern Kentucky	3-17-17
12	Karl-Anthony Towns vs. GEORGIA	2-3-15
12	Julius Randle vs. Kansas State	3-21-14
12	Anthony Davis vs. Kansas	4-2-12
12	Anthony Davis vs. Louisville	3-31-12
12	Anthony Davis vs. LITTLE ROCK	1-3-12

## MOST ASSISTS

Asssts.	Player vs. Opponent	Date
16	John Wall vs. HARTFORD	12-29-09
14	Tyler Ulis vs. LSU	3-5-16
14	John Wall vs. UNC Asheville	11-30-09
12	De'Aaron Fox vs. STEPHEN F. AUSTIN	11-11-16
12	Tyler Ulis at South Carolina	2-13-16
11	Isaiah Briscoe at Ole Miss	12-29-16
11	De'Aaron Fox vs. CLEVELAND ST.	11-23-16
11	Tyler Ulis at Florida	3-1-16
11	Tyler Ulis at Texas A&M	2-20-16
11	Tyler Ulis vs. FLORIDA	2-6-16
11	John Wall vs. East Tennessee State	3-18-10
11	John Wall vs. RIDER	11-21-09

SEC: 14, Tyler Ulis vs. LSU, 3-5-16

Postseason: 11, John Wall vs. E. Tennessee State, 3-18-10

SEC Tourney: 9, Shai Gilgeous-Alexander vs. Georgia, 3-9-18

NCAA Tourney: 11, J. Wall vs. E. Tennessee St., 3-18-10

Rupp Arena: 16, John Wall vs. HARTFORD, 12-29-09

On the Road: 12, Tyler Ulis, at South Carolina, 2-13-16

SEC Road: 12, Tyler Ulis, at South Carolina, 2-13-16

Ranked Opp.: 12, Tyler Ulis, at South Carolina, 2-13-16

Freshman: 16, John Wall vs. HARTFORD, 12-29-09

Sophomore: 14, Tyler Ulis vs. LSU, 3-5-16

Junior: 9, DeAndre Liggins vs. WINTHROP, 12-22-10

Senior: 10, Julius Mays vs. LAFAYETTE, 11-16-12

Opener: 12, De'Aaron Fox vs. SFA, 11-11-16

SEC Opener: 11, Isaiah Briscoe at Ole Miss, 12-29-16

## MOST POINTS-REBOUNDS-ASSISTS

P-R-A	Player vs. Opponent	Date
49 (47-0-2)	Malik Monk vs. UNC	12-17-16
47 (27-17-3)	Terrence Jones vs. Notre Dame	12-8-10

46 (39-3-4)	De'Aaron Fox vs. UCLA	3-24-17
45 (29-13-3)	Terrence Jones vs. Oklahoma	11-22-10
45 (27-18-0)	DeMarcus Cousins vs. S. HOUSTON	11-19-09
44 (24-19-1)	Michael Kidd-Gilchrist vs. LOUISVILLE	12-31-11
43 (33-9-2)	Jamal Murray at Vanderbilt	2-27-16
43 (35-8-0)	Terrence Jones vs. AUBURN	1-11-11
42 (33-4-5)	Malik Monk vs. FLORIDA	2-25-17
42 (23-11-8)	Isaiah Briscoe vs. GEORGIA	1-31-17
42 (35-6-1)	Jamal Murray vs. FLORIDA	2-6-16
41 (34-7-0)	Kevin Knox at West Virginia	1-27-18
41 (25-15-1)	Nick Richards vs. FORT WAYNE	11-22-17
41 (37-3-1)	Malik Monk vs. GEORGIA	1-31-17
41 (34-6-1)	Malik Monk at Ole Miss	12-29-16
41 (26-10-5)	James Young vs. MISSISSIPPI STATE	1-8-14
41 (27-13-1)	Julius Randle vs. Michigan State	11-12-13
41 (27-14-0)	Anthony Davis vs. ARKANSAS	1-17-12

## MOST MINUTES WITHOUT A TURNOVER

Mins.	Player vs. Opponent	Date
44	Darius Miller at Arkansas	2-23-11
41	Aaron Harrison vs. LSU	2-22-14
40	Tyler Ulis vs. Duke	11-17-15
40	Aaron Harrison vs. OLE MISS	1-6-15
40	Alex Poythress vs. MISSOURI	2-23-13
39	Nerlens Noel vs. TEXAS A&M	1-12-13
39	Ryan Harrow at Louisville	12-29-12
39	Anthony Davis vs. ALABAMA	1-21-12
39	M. Kidd-Gilchrist vs. LOUISVILLE	12-31-11
38	Aaron Harrison at LSU	1-28-14
38	Patrick Patterson vs. Mississippi State	3-14-10

## MOST BLOCKED SHOTS

Blks.	Player vs. Opponent	Date
12	Nerlens Noel at Ole Miss	1-29-13
9	Willie Cauley-Stein vs. BOISE STATE	12-10-13
9	Willie Cauley-Stein vs. Providence	12-1-13
8	Nerlens Noel at Alabama	1-22-13
8	Anthony Davis at South Carolina	2-4-12
8	Anthony Davis vs. ST. JOHN'S	12-1-11
7	Karl-Anthony Towns vs. VANDERBILT	1-20-15
7	Willie Cauley-Stein vs. E. MICHIGAN	11-27-13
7	Willie Cauley-Stein vs. MISSOURI	2-23-13
7	Nerlens Noel at Auburn	1-19-13
7	Nerlens Noel vs. TEXAS A&M	1-12-13
7	Nerlens Noel vs. LIPSCOMB	12-15-12
7	Nerlens Noel vs. PORTLAND	12-8-12
7	Anthony Davis vs. Western Kentucky	3-15-12
7	Anthony Davis at Vanderbilt	2-11-12
7	Anthony Davis vs. TENNESSEE	1-31-12
7	Anthony Davis vs. ARKANSAS	1-17-12
7	Anthony Davis vs. SOUTH CAROLINA	1-7-12
7	Anthony Davis vs. Kansas	11-15-11

SEC: 12, Nerlens Noel at Ole Miss, 1-29-13

Postseason: 7, A. Davis vs. Western Kentucky, 3-15-12

SEC Tourney: 6, Anthony Davis vs. LSU, 3-11-12

NCAA Tourney: 7, A. Davis vs. Western Kent., 3-15-12

Rupp Arena: 9, W. Cauley-Stein vs. BOISE ST., 12-10-13

On the Road: 12, Nerlens Noel at Ole Miss, 1-29-13

SEC Road: 12, Nerlens Noel at Ole Miss, 1-29-13

Ranked Opp.: 12, Nerlens Noel at Ole Miss, 1-29-13



# TEAM GAME RECORDS CAL ERA

## MOST FIELD GOALS

FGs.	Opp.	Date
46	MARIST	11/11/11
44	vs. Arizona State	11/28/16
44	AUBURN	2/21/15
42	UIC	11/26/17
42	LIU BROOKLYN	11/23/12
41	UT MARTIN	11/25/16
41	HARTFORD	12/29/09
40	vs. North Carolina	12/17/16
40	LAFAYETTE	11/16/12
38	CLEVELAND STATE	11/23/16
38	LSU	3/5/16
38	vs. Wake Forest	3/20/10

## FEWEST FIELD GOALS

FGs.	Opp.	Date
14	at South Carolina	3/1/14
16	vs. Kansas State	3/22/18
16	ALABAMA	3/4/14
17	GEORGIA	12/31/17
17	LOUISVILLE	12/31/11
17	at Auburn	2/12/14
18	vs. LSU	3/9/12
18	vs. Vanderbilt	3/15/13
18	vs. Florida	3/16/14
18	vs. UConn	4/7/14
18	at Texas A&M	1/10/15
18	at South Carolina	1/24/15

## MOST FIELD-GOAL ATTEMPTS

FGs.	Opp.	Date
84	vs. Arizona State	11/28/16
80	UCLA	12/3/16
77	ARKANSAS	1/23/10
76	ARKANSAS	2/27/14
75	MARIST	11/11/11
74	at Ole Miss	12/29/16
74	vs. North Carolina	12/17/16
74	UT MARTIN	11/25/16

## FEWEST FIELD-GOAL ATTEMPTS

FGs.	Opp.	Date
39	at South Carolina	1/24/15
40	at Robert Morris	3/19/13
41	ALABAMA	1/31/15
41	TENNESSEE	1/31/12
42	vs. Kansas State	3/22/18
42	vs. Alabama	3/10/18
42	FLORIDA	2/15/14
42	vs. Providence	12/1/13
42	vs. LSU	3/9/12
42	vs. Cleveland State	11/24/09

## MOST FREE THROWS

FTs.	Opp.	Date
35	vs. Indiana	3/23/12
33	at South Carolina	3/1/14
32	LOUISVILLE	12/31/11
31	MOREHEAD STATE	11/21/12
31	INDIANA	12/11/10
30	vs. Auburn	3/14/15
30	UNC ASHEVILLE	11/8/13
30	vs. Baylor	3/25/12
29	ILLINOIS STATE	11/30/15
29	at North Carolina	12/14/13

## FEWEST FREE THROWS

FTs.	Opp.	Date
3	ETSU	11/17/17
4	vs. UConn	4/2/11
4	VANDERBILT	1/23/16
5	vs. Georgia	3/9/18
6	vs. Michigan	3/30/14
6	at Florida	2/12/13
6	at Alabama	1/22/13

6 vs. Princeton 3/17/11

## MOST FREE-THROW ATTEMPTS

FTs.	Opp.	Date
48	UNC ASHEVILLE	11/8/13
46	ILLINOIS STATE	11/30/15
44	vs. Baylor	3/25/12
44	INDIANA	12/11/10
43	at North Carolina	12/14/13
43	LOUISVILLE	12/31/11
42	at South Carolina	3/1/14
41	vs. LSU	3/14/14
41	MOREHEAD STATE	11/21/12

## FEWEST FREE-THROW ATTEMPTS

FTs.	Opp.	Date
6	VANDERBILT	1/23/16
10	vs. Georgia	3/9/18
10	vs. Wisconsin	4/4/15
11	at LSU	2/10/15
11	vs. Michigan	3/30/14
11	MISSISSIPPI STATE	2/27/13
11	at Florida	2/12/13
11	at Alabama	1/22/13
11	at Florida	3/4/12
11	GEORGIA	3/1/12
11	FLORIDA	2/7/12
11	vs. Princeton	3/17/11

## MOST 3-POINTERS

3s.	Opp.	Date
15	GEORGIA	3/1/12
15	vs. ETSU	3/18/10
14	HARTFORD	12/29/09
13	TEXAS A&M	1/3/17
13	vs. Alabama	3/11/16
13	ETSU	11/12/10
12	FLORIDA	2/6/16
12	vs. UCLA	12/20/14
12	CHATTANOOGA	12/17/11
12	vs. North Carolina	3/27/11
12	WINTHROP	12/22/10
12	VANDERBILT	1/30/10

## FEWEST 3-POINTERS

3s.	Opp.	Date
0	vs. Davidson	3/15/18
1	at South Carolina	1/16/18
1	at Vanderbilt	1/10/17
1	Texas	12/5/14
1	LSU	2/22/14
1	vs. LSU	3/9/12
1	Tennessee	1/31/12
1	vs. Alabama	3/12/10

## MOST 3-POINT ATTEMPTS

3s.	Opp.	Date
33	CHATTANOOGA	12/17/11
33	vs. ETSU	3/18/10
33	ARKANSAS	1/23/10
32	vs. West Virginia	3/27/10
28	vs. Arizona State	11/28/16
28	at Texas A&M	1/10/15
28	ALABAMA	3/4/14
28	vs. Vanderbilt	3/11/12
28	HARTFORD	12/29/09
27	GEORGIA	3/1/12
27	vs. UConn	4/2/11

## FEWEST 3-POINT ATTEMPTS

3s.	Opp.	Date
5	vs. Wisconsin	4/4/15
5	vs. Wisconsin	4/5/14
5	at Florida	1/14/12
6	vs. Davidson	3/15/18

6	FLORIDA	3/7/15
6	Vanderbilt	1/20/15
7	at Missouri	1/29/15
7	PROVIDENCE	11/30/14
7	vs. Louisville	3/31/12
7	at Indiana	12/10/11

## MOST REBOUNDS

Rebs.	Opp.	Date
59	vs. Arizona State	11/28/16
59	ARKANSAS	1/23/10
57	LOUISVILLE	12/31/11
56	ROBERT MORRIS	11/17/13
54	NJIT	11/14/15

## FEWEST REBOUNDS

Rebs.	Opp.	Date
21	ALABAMA	1/31/15
21	at Tennessee	2/16/13
22	vs. Wisconsin	4/4/15
24	GEORGIA	2/3/15
24	NORTH CAROLINA	12/13/14
24	TENNESSEE	1/18/14
25	vs. Baylor	12/6/13
25	at Robert Morris	3/19/13

## MOST OFFENSIVE REBOUNDS

Rebs.	Opp.	Date
26	ARKANSAS	2/27/14
24	GRAND CANYON	11/14/14
24	vs. West Virginia	3/27/10
22	NJIT	11/14/15
22	at Auburn	2/2/14
22	ARKANSAS	1/23/10
21	at West Virginia	1/27/18
21	VALPARAISO	12/7/16
21	COLUMBIA	12/10/14
21	at South Carolina	3/1/14
21	BAYLOR	12/1/12
21	at Indiana	12/12/09

## FEWEST OFFENSIVE REBOUNDS

Rebs.	Opp.	Date
1	vs. Alabama	3/10/18
3	at South Carolina	1/24/14
5	GEORGIA	2/3/15
5	ALABAMA	1/31/15
5	MISSISSIPPI STATE	2/15/11
5	GEORGIA	1/29/11

## MOST DEFENSIVE REBOUNDS

Rebs.	Opp.	Date
39	vs. Arizona State	11/28/16
39	ROBERT MORRIS	11/17/13
39	EASTERN MICHIGAN	1/2/13
38	TROY	11/20/17
38	vs. Hampton	3/19/15
38	EASTERN KENTUCKY	12/7/14
38	vs. Cleveland State	11/24/09
37	at Texas A&M	1/10/15
37	LOUISVILLE	12/31/11
37	ARKANSAS	1/23/10

## FEWEST DEFENSIVE REBOUNDS

Rebs.	Opp.	Date
9	at Tennessee	2/16/13
13	NORTH CAROLINA	12/13/14
15	vs. Baylor	12/6/13
15	at Alabama	1/18/11
16	vs. Wisconsin	4/4/15
16	ALABAMA	1/31/15
16	TEXAS A&M	1/12/13
16	at Auburn	1/11/12
16	vs. UConn	11/24/10

## MOST ASSISTS

Assts.	Opp.	Date
33	vs. Arizona State	11/28/16
30	HARTFORD	12/29/09
28	LIU BROOKLYN	11/23/12
28	vs. UNC Asheville	11/30/09
25	CLEVELAND STATE	11/23/16
25	AUBURN	2/21/15
25	vs. UCLA	12/20/14
24	at Ole Miss	12/29/16
24	UT MARTIN	11/25/16
24	BOSTON	11/21/14
24	MARIST	11/11/11
24	vs. ETSU	3/18/10

## FEWEST ASSISTS

Assts.	Opp.	Date
5	LSU	2/22/14
6	vs. Kansas State	3/22/18
6	at Florida	3/3/18
6	VANDERBILT	3/1/11

## MOST TURNOVERS

TOs.	Opp.	Date
24	MOREHEAD STATE	11/13/09
23	SAM HOUSTON ST.	11/19/09
22	ETSU	11/17/17
21	LOUISVILLE	12/31/11
21	vs. Old Dominion	11/20/11
21	NORTH CAROLINA	12/5/09
20	EASTERN MICH.	11/27/13
20	ALBANY	11/13/15
20	vs. Cleveland State	11/24/09

## FEWEST TURNOVERS

TOs.	Opp.	Date
3	at Georgia	3/3/15
3	at South Carolina	2/4/12
4	ALABAMA	2/23/16
4	COLUMBIA	12/10/14
4	vs. Wisconsin	4/5/14
4	PORTLAND	11/26/11
5	vs. Georgia	3/9/18
5	vs. Georgia	3/12/16
5	at Vanderbilt	2/27/16
5	ALABAMA	1/31/15

## MOST BLOCKS

Blks.	Opp.	Date
18	ST. JOHN'S	12/1/11
15	vs. Stony Brook	3/17/16
14	at Georgia	3/3/10
13	vs. UCLA	12/20/14
13	at Ole Miss	1/29/13
13	ARKANSAS	1/17/12
13	vs. Kansas	11/15/11
13	MARIST	11/11/11

## FEWEST BLOCKS

Blks.	Opp.	Date
1	vs. Georgia	3/9/19
1	at Vanderbilt	1/10/17
1	vs. Alabama	3/11/16
1	at LSU	1/5/16
1	WRIGHT STATE	11/20/15
1	ALABAMA	1/31/15
1	at Missouri	1/29/15
1	vs. Wisconsin	4/5/14
1	at Florida	3/8/14

## MOST STEALS

Stls.	Opp.	Date
15	LAFAYETTE	11/16/12
13	OLE MISS	1/2/16
13	vs. UConn	12/9/09
12	STEPHEN F. AUSTIN	11/11/16



# TEAM GAME RECORDS CAL ERA

12	BOSTON	11/24/15	.889	at Alabama	1/17/15
12	NORTH CAROLINA	12/13/14	.889	TENNESSEE	1/31/12
12	PROVIDENCE	11/30/14	<i>min 10 attempts</i>		
12	LIPSCOMB	12/15/12			
12	PORTLAND	11/26/11			
12	vs. Cornell	3/25/10			
12	GEORGIA	1/9/10			
12	vs. UNC Asheville	11/30/09			

## FEWEST STEALS

Stls.	Opp.	Date
0	vs. Baylor	12/6/13
1	at West Virginia	1/27/18
1	vs. Michigan State	11/12/13
1	at Robert Morris	3/19/13
1	vs. West Virginia	3/19/11
1	FLORIDA	2/26/11

## MOST PERSONAL FOULS

Fls.	Opp.	Date
33	at Kansas	1/30/16
32	at South Carolina	1/16/18
31	at Arkansas	1/14/14
31	at North Carolina	12/14/13
29	at Missouri	2/3/18
29	at South Carolina	3/1/14
28	VANDERBILT	1/30/10

## FEWEST PERSONAL FOULS

Fls.	Opp.	Date
7	HARTFORD	12/29/09
8	MONTANA STATE	11/23/14
8	LAFAYETTE	11/16/12
8	vs. Florida	3/10/12
8	vs. Princeton	3/17/11
8	WINTHROP	12/22/10
8	DREXEL	12/21/09
8	vs. UNC Asheville	11/30/09

## HIGHEST FIELD-GOAL PCT.

Pct.	Opp.	Date
.677	LIU BROOKLYN	11/23/12
.667	UIC	11/26/17
.647	AUBURN	2/21/15
.645	LAFAYETTE	11/16/12
.643	vs. Alabama	3/10/18
.643	vs. Providence	12/1/13
.614	SOUTH CAROLINA	2/5/13
.613	MARIST	11/11/11
.603	vs. Wake Forest	3/20/10
.603	HARTFORD	12/29/09

## LOWEST FIELD-GOAL PCT.

Pct.	Opp.	Date
.269	at South Carolina	3/1/14
.281	at Texas A&M	1/10/15
.296	BAYLOR	12/1/12
.298	LOUISVILLE	12/31/11
.309	at Auburn	2/12/14
.313	at Missouri	2/3/18
.315	GEORGIA	12/31/17
.327	ALABAMA	3/4/14
.339	vs. UConn	4/2/11
.342	ARKANSAS	2/27/14

## HIGHEST FREE-THROW PCT.

Pct.	Opp.	Date
1.000	FLORIDA	2/7/12
1.000	AUSTIN PEAY	12/19/09
.958	TENNESSEE	1/18/14
.955	at Florida	2/7/15
.946	vs. Indiana	3/23/12
.923	at Mississippi State	2/25/15
.900	vs. Wisconsin	4/4/15
.900	at Ole Miss	2/18/14
.895	DREXEL	12/21/09

.889	at Alabama	1/17/15
.889	TENNESSEE	1/31/12

## LOWEST FREE-THROW PCT.

Pct.	Opp.	Date
.200	ETSU	11/17/17
.333	vs. UConn	4/2/11
.391	ETSU	11/12/10
.412	vs. Wake Forest	3/20/10
.435	at Vanderbilt	2/27/16
.471	at Texas A&M	2/10/18
.471	PROVIDENCE	11/30/14
.478	at Louisville	12/29/12

## HIGHEST 3-POINT PCT.

Pct.	Opp.	Date
.700	at Florida	3/1/16
.692	DREXEL	12/21/09
.667	vs. Alabama	3/10/18
.667	AUSTIN PEAY	12/19/09
.636	vs. Michigan	3/30/14
.625	MISSOURI	2/24/18
.625	BOSTON	11/30/10
.600	FLORIDA	2/6/16
.600	FLORIDA	2/7/12
.591	vs. Alabama	3/11/16

## LOWEST 3-POINT PCT.

Pct.	Opp.	Date
.000	vs. Davidson	3/15/18
.077	vs. Alabama	3/12/10
.083	TEXAS	12/5/14
.091	at South Carolina	1/16/18
.091	at Tennessee	2/27/10
.100	at Missouri	2/3/18
.100	TENNESSEE	1/31/12
.111	at Vanderbilt	1/10/17
.118	COLUMBIA	12/10/14
.125	vs. LSU	3/9/12
.125	vs. West Virginia	3/27/10
.125	vs. Cornell	3/25/10

## HIGHEST REBOUND MARGIN

Mg.	Opp.	Date
+31	NJIT	11/14/15
+30	GRAND CANYON	11/14/14
+28	NKU	11/10/13
+27	vs. Little Rock	1/3/12
+26	vs. Arizona State	11/28/16
+26	LOUISVILLE	12/31/11
+25	EASTERN KENTUCKY	12/9/15
+25	EASTERN MICHIGAN	1/2/13
+25	at Indiana	12/12/09
+24	SOUTH CAROLINA	2/14/15

## LOWEST REBOUND MARGIN

Mg.	Opp.	Date
-25	at Florida	2/4/17
-18	at Tennessee	2/16/13
-16	vs. Baylor	12/6/13
-16	vs. Maryland	11/9/12
-15	TENNESSEE	1/18/14
-14	at LSU	1/5/16
-12	vs. Wisconsin	4/4/15
-12	GEORGIA	2/3/15
-12	at South Carolina	1/24/14
-12	vs. Alabama	3/12/10
-11	at Kansas	1/30/16
-11	TEXAS	12/5/14

## VICTORY MARGINS

Margin (Score)	Opponent	Date
+58 (86-28)	MONTANA STATE	11/13/14
+52 (101-49)	LAFAYETTE	11/16/12
+50 (108-58)	MARIST	11/11/11
+49 (86-37)	MISSOURI	1/13/15
+48 (92-44)	UT ARLINGTON	11/25/14
+48 (88-40)	RADFORD	11/23/11
+46 (115-69)	vs. Arizona State	11/28/16
+44 (88-44)	DREXEL	12/21/09
+42 (100-58)	TEXAS A&M	1/3/17
+43 (104-61)	HARTFORD	12/29/09
+40 (85-45)	GRAND CANYON	11/14/14
+39 (78-39)	vs. West Virginia	3/26/15
+39 (83-44)	vs. UCLA	12/20/14

## VICTORY MARGIN IN RUPP ARENA

Margin (Score)	Opponent	Date
+58 (86-28)	MONTANA STATE	11/13/14
+52 (101-49)	LAFAYETTE	11/16/12
+50 (108-58)	MARIST	11/11/11
+49 (86-37)	MISSOURI	1/13/15
+48 (92-44)	UT ARLINGTON	11/25/14
+48 (88-40)	RADFORD	11/23/11
+44 (88-44)	DREXEL	12/21/09
+43 (104-61)	HARTFORD	12/29/09
+42 (100-58)	TEXAS A&M	1/3/17
+40 (85-45)	GRAND CANYON	11/14/14
+38 (87-49)	ROBERT MORRIS	11/17/13
+38 (88-50)	LIPSCOMB	12/15/12
+38 (82-44)	LSU	1/15/11

## VICTORY MARGIN IN SEC PLAY

Margin (Score)	Opponent	Date
+49 (86-37)	MISSOURI	1/13/15
+42 (100-58)	TEXAS A&M	1/3/17
+38 (82-44)	LSU	1/15/11
+35 (110-75)	AUBURN	2/21/15
+34 (82-48)	GEORGIA	2/9/16
+34 (88-54)	MISSOURI	1/27/16
+34 (77-43)	SOUTH CAROLINA	2/14/15
+34 (86-52)	at South Carolina	2/4/12
+31 (90-59)	SOUTH CAROLINA	2/19/11
+31 (101-70)	ARKANSAS	1/23/10
+30 (43-36)	MISSISSIPPI STATE	2/27/13
+30 (79-49)	GEORGIA	3/1/12

## VICTORY MARGIN ON THE ROAD

Margin (Score)	Opponent	Date
+34 (86-52)	at South Carolina	2/4/12
+31 (79-48)	at Portland	11/19/10
+27 (89-62)	at South Carolina	2/13/16
+26 (81-55)	at LSU	2/6/10
+24 (74-50)	at LSU	1/28/12
+23 (99-76)	at Ole Miss	12/29/16
+22 (70-48)	at Alabama	1/17/15
+22 (75-53)	at Auburn	1/19/13
+18 (74-56)	at Mississippi State	2/25/15
+18 (66-48)	at Tennessee	2/17/15
+17 (90-73)	at Indiana	12/12/09

## VICTORY MARGIN AT A NEUTRAL SITE

Margin (Score)	Opponent	Date
+46 (115-69)	vs. Arizona State	11/28/16
+39 (78-39)	vs. West Virginia	3/26/15
+39 (83-44)	vs. UCLA	12/20/14
+38 (85-47)	vs. Penn State	11/19/11
+32 (72-40)	vs. Kansas	11/18/14
+30 (90-60)	vs. Wake Forest	3/20/10
+29 (100-71)	vs. ETSU	3/18/10
+29 (74-45)	vs. Tennessee	3/13/10
+28 (85-57)	vs. Stony Brook	3/17/16
+26 (85-59)	vs. Alabama	3/11/16

## VICTORY MARGIN ON THE ROAD IN THE SEC

Margin (Score)	Opponent	Date
+34 (86-52)	at South Carolina	2/4/12
+27 (89-62)	at South Carolina	2/13/16
+26 (81-55)	at LSU	2/6/10
+24 (74-50)	at LSU	1/28/12
+23 (99-76)	at Ole Miss	12/29/16
+22 (70-48)	at Alabama	1/17/15
+22 (75-53)	at Auburn	1/19/13
+18 (74-56)	at Mississippi State	2/25/15
+18 (66-48)	at Tennessee	2/17/15
+16 (77-61)	at Alabama	1/9/16
+16 (69-53)	at Missouri	1/29/15

## VICTORY MARGIN IN THE SEC TOURNAMENT

Margin (Score)	Opponent	Date
+29 (74-45)	vs. Tennessee	3/13/10
+26 (85-59)	vs. Alabama	3/11/16
+24 (91-67)	vs. Auburn	3/14/15
+23 (86-63)	vs. Alabama	3/10/18
+18 (85-67)	vs. LSU	3/14/14
+17 (82-65)	vs. Arkansas	3/12/17
+16 (70-54)	vs. Florida	3/13/11
+15 (78-63)	vs. Arkansas	3/15/15
+15 (64-49)	vs. Florida	3/13/15
+14 (72-58)	vs. Alabama	3/12/11

## VICTORY MARGIN IN THE NCAA TOURNAMENT

Margin (Score)	Opponent	Date
+39 (78-39)	vs. West Virginia	3/26/15
+30 (90-60)	vs. Wake Forest	3/20/10
+29 (100-71)	vs. ETSU	3/18/10
+28 (85-57)	vs. Stony Brook	3/17/16
+23 (79-56)	vs. Hampton	3/19/15
+20 (95-75)	vs. Buffalo	3/17/18
+17 (62-45)	vs. Cornell	3/25/10
+16 (87-71)	vs. Iowa State	3/17/12
+15 (81-66)	vs. Western Kentucky	3/15/12
+13 (64-51)	vs. Cincinnati	3/21/15
+12 (82-70)	vs. Baylor	3/25/12
+12 (102-90)	vs. Indiana	3/23/12





Twitter @Q\_Green1


Instagram @q\_boogi

### 2018-19 SEASON/CAREER HIGHS

<b>Points</b>	
Season	-
Career	21, vs. ETSU (11/17/17)
<b>Rebounds</b>	
Season	-
Career	6, 2x last, at Arkansas (2/20/18)
<b>Field Goals</b>	
Season	-
Career	9, vs. ETSU (11/17/17)
<b>Field Goals Attempted</b>	
Season	-
Career	14, at Tennessee (1/6/18)
<b>3-Point Field Goals</b>	
Season	-
Career	3, 4x, last at Florida (3/3/18)
<b>3-Point Field Goals Attempted</b>	
Season	-
Career	7, 2x last, at Arkansas (2/20/18)
<b>Free Throws</b>	
Season	-
Career	6, vs. GEORGIA (12/31/17)
<b>Free Throws Attempted</b>	
Season	-
Career	8, vs. GEORGIA (12/31/17)
<b>Assists</b>	
Season	-
Career	8, vs. Alabama (3/10/18)
<b>Steals</b>	
Season	-
Career	2, 2x, last vs. OLE MISS (2/28/18)
<b>Blocked Shots</b>	
Season	-
Career	-
<b>Minutes Played</b>	
Season	-
Career	34, at Arkansas (2/20/18)

MISCELLANEOUS	2018-19	CAREER
Dunks	0	0
Double-Figure Scoring Games	0	17
Double-Figure Rebounding Games	0	0
Games With Double-Double	0	0
Games Led UK in Scoring	0	3
Games Led UK in Rebounding	0	1
Games Led UK in Assists	0	7
Games Led UK in Steals	0	4
Games Led UK in Blocks	0	0
Games With 3+ Assists	0	17
Games With 3+ Blocks	0	0
Games With 3+ Steals	0	0
Games With 3+ 3-Pointers	0	4

- Pronunciation: KWAH-DAY
- Over the six exhibition games, he averaged 9.0 points, 2.0 assists and 1.7 rebounds a game while shooting 50 percent from the field
  - Started the exhibition against Transylvania and scored 13 points while registering an assist and a block
  - Averaged 9.0 points and 2.8 assists while shooting at a 50-percent clip from the field in four games in the Bahamas
  - Totaled 10 or more points in each of the final three games
- Started 13 of the 34 games in which he appeared as a freshman
  - Averaged 9.3 points, 2.7 assists and 1.8 rebounds per game
  - Led the team in scoring three times, steals four times and assists on seven occasions
  - Topped double-figure scoring 17 times, including in six of his final 11 games played
  - Had three or more assists in 17 games
  - Was third on the team with a 37.6 field-goal clip from beyond the arc
  - Made 41 3-pointers as a freshman, including hitting at least three in four games
  - Ranked second on the team with an .808 free-throw percentage
- Five-star point guard prospect by Rivals, ESPN and Scout
- 2016 and 2017 Pennsylvania Class 3A Player of the Year
- On the USA Basketball 2016 FIBA Americas U18 Championship team that won a gold medal in Chile



**Birthday:** May 12  
**Mother:** Tamika Johnson  
**Major:** Undeclared/exploratory studies in agriculture

**His hidden talent is ...**  
 He draws action figures

**Did you know ...**  
 He points to Chris Paul as his greatest basketball influence

**He also goes by ...**  
 Q, Q-Boogie, Boogie, Day-Day

## Game-By-Game Statistics

## Career Statistics

Year	GP-GS	Min-Avg	FG-FGA	Pct	3FG-FGA	Pct	FT-FTA	Pct	Off-Def-Tot-Avg	PF-FO	Ast	TO	Blk	Stl	Pts	Avg
2017-18	35-13	869-25.6	116-257	.451	41-109	.376	42-52	.808	13-47-60-1.8	55-0	91	55	0	11	315	9.3
2018-19																
<b>TOTAL</b>	<b>35-13</b>	<b>869-25.6</b>	<b>116-257</b>	<b>.451</b>	<b>41-109</b>	<b>.376</b>	<b>42-52</b>	<b>.808</b>	<b>13-47-60-1.8</b>	<b>55-0</b>	<b>91</b>	<b>55</b>	<b>0</b>	<b>11</b>	<b>315</b>	<b>9.3</b>







# 4

# NICK RICHARDS

Sophomore | Forward | 6-11 | 240 lbs | Kingston, Jamaica | Patrick School

[@iamnickrichards](#) | 
 [@nickrichards\\_](#) | 
 [@iamnickrichards](#)

## 2018-19 SEASON/CAREER HIGHS

<b>Points</b>	
Season	-
Career	25, vs. FORT WAYNE (11/22/17)
<b>Rebounds</b>	
Season	-
Career	15, vs. FORT WAYNE (11/22/17)
<b>Field Goals</b>	
Season	-
Career	9, vs. FORT WAYNE (11/22/17)
<b>Field Goals Attempted</b>	
Season	-
Career	10, vs. FORT WAYNE (11/22/17)
<b>3-Point Field Goals</b>	
Season	-
Career	-
<b>3-Point Field Goals Attempted</b>	
Season	-
Career	-
<b>Free Throws</b>	
Season	-
Career	7, vs. FORT WAYNE (11/22/17)
<b>Free Throws Attempted</b>	
Season	-
Career	7, 2x, last vs. VANDERBILT (1/30/18)
<b>Assists</b>	
Season	-
Career	2, vs. UCLA (12/23/17)
<b>Steals</b>	
Season	-
Career	1, 3x, last vs. OLE MISS (2/28/18)
<b>Blocked Shots</b>	
Season	-
Career	3, 4x, last vs. VIRGINIA TECH (12/16/17)
<b>Minutes Played</b>	
Season	-
Career	26, 3x, last vs. TENNESSEE (2/6/18)

MISCELLANEOUS	2018-19	CAREER
Dunks	0	28
Double-Figure Scoring Games	0	7
Double-Figure Rebounding Games	0	1
Games With Double-Double	0	1
Games Led UK in Scoring	0	1
Games Led UK in Rebounding	0	8
Games Led UK in Assists	0	0
Games Led UK in Steals	0	0
Games Led UK in Blocks	0	12
Games With 3+ Assists	0	0
Games With 3+ Blocks	0	4
Games With 3+ Steals	0	0
Games With 3+ 3-Pointers	0	0

- Named to the Naismith Memorial Basketball Hall of Fame's Kareem Abdul Jabbar Award preseason watch list (best center)
- Averaged 11.5 points, 5.2 rebounds with a team-high-tying 10 blocks in the six exhibition games
  - Tallied 13 points and added eight rebounds and two blocks in the Transylvania exhibition
- Averaged 12.0 points, 4.8 rebounds and 1.5 blocks per game in the Bahmaas exhibition games
  - Scored 10 or more in three of the four games with his best effort coming in the form of a 19-point game vs. the Bahamas National Team
  - Shot 80.0 percent from the floor and 84.2 percent from the foul line
- Scored in double figures seven times during his freshman season and started all 37 games
  - Averaged 5.1 points, 4.4 rebounds and 0.9 blocks per game a season ago
  - Finished second on the team in blocks with 33 and fourth in total rebounds with 163
- Recorded a double-double (25 points, 15 rebounds) vs. Fort Wayne
  - Became the third UK player in the Calipari era with 25 points and 15 rebounds in a game (Terrence Jones vs. Notre Dame, 12/8/10); DeMarcus Cousins vs. Sam Houston State, 11/19/09)
- Ranked in the top 20 by the major recruiting services coming out of high school
- 2017 Mr. New Jersey Basketball
- Has the top wingspan on the team at 7-foot-5

**Birthday:** Nov. 29  
**Mother:** Marion Tenn  
**Major:** Undeclared/exploratory studies in agriculture

**Off the court he likes to ...**  
 Play FIFA (video game), shop for sneakers, shop for clothes, watch movies, and hang out with friends and family

**Did you know ...**  
 He's the second UK player to hail from the Patrick School, joining Michael Kidd-Gilchrist. He's also a soccer enthusiast



## Game-By-Game Statistics

## Career Statistics

Year	GP-GS	Min-Avg	FG-FGA	Pct	3FG-FGA	Pct	FT-FTA	Pct	Off-Def-Tot-Avg	PF-FO	Ast	TO	Blk	Stl	Pts	Avg
2017-18	37-37	543-14.7	69-112	.616	0-0	.000	51-71	.718	55-108-163-4.4	76-1	9	26	33	3	189	5.1
2018-19																
<b>TOTAL</b>	<b>37-37</b>	<b>543-14.7</b>	<b>69-112</b>	<b>.616</b>	<b>0-0</b>	<b>.000</b>	<b>51-71</b>	<b>.718</b>	<b>55-108-163-4.4</b>	<b>76-1</b>	<b>9</b>	<b>26</b>	<b>33</b>	<b>3</b>	<b>189</b>	<b>5.1</b>





# 10

# JONNY DAVID

Senior | Guard | 6-2 | 188 lbs | Pittsburgh | Mt. Lebanon

[@JonnyDavid](#)

[@jdavid010](#)

[@JonnyDavidUK10](#)

## 2018-19 SEASON/CAREER HIGHS

<b>Points</b>	
Season	-
Career	5, vs. TEXAS A&M (1/3/17)
<b>Rebounds</b>	
Season	-
Career	-
<b>Field Goals</b>	
Season	-
Career	1, vs. TEXAS A&M (1/3/17)
<b>Field Goals Attempted</b>	
Season	-
Career	1, 4X, last vs. TEXAS A&M (1/3/17)
<b>3-Point Field Goals</b>	
Season	-
Career	1, vs. TEXAS A&M (1/3/17)
<b>3-Point Field Goals Attempted</b>	
Season	-
Career	1, 3x, last vs. TEXAS A&M (1/3/17)
<b>Free Throws</b>	
Season	-
Career	2, 2x, last vs. TEXAS A&M (1/3/17)
<b>Free Throws Attempted</b>	
Season	-
Career	2, 3x, last vs. TEXAS A&M (1/3/17)
<b>Assists</b>	
Season	-
Career	-
<b>Steals</b>	
Season	-
Career	-
<b>Blocked Shots</b>	
Season	-
Career	-
<b>Minutes Played</b>	
Season	-
Career	3, vs. CLEVELAND ST. (11/23/16)

MISCELLANEOUS	2018-19	CAREER
Dunks	0	0
Double-Figure Scoring Games	0	0
Double-Figure Rebounding Games	0	0
Games With Double-Double	0	0
Games Led UK in Scoring	0	0
Games Led UK in Rebounding	0	0
Games Led UK in Assists	0	0
Games Led UK in Steals	0	0
Games Led UK in Blocks	0	0
Games With 3+ Assists	0	0
Games With 3+ Blocks	0	0
Games With 3+ Steals	0	0
Games With 3+ 3-Pointers	0	0

- Played one minute in UK's exhibition win over Transylvania
- Saw action in UK's final two Bahamas exhibition games
  - Scored the game's final bucket in the win over Team Toronto
  - Hauled in a rebound vs. Mega Bemax
- Seen action in 24 career games and scored seven career points
- SEC Academic Honor Roll member the past three seasons
- On pace to graduate in May with a degree in kinesiology
- 1,000-point scorer in high school
- His father was a letterwinner at the University of Pittsburgh while head coach John Calipari was an assistant coach

**Birthday:** Nov. 7  
**Parents:** Joseph and Sandi  
**Major:** Kinesiology

### Off the court he likes to ...

Hang out with family and friends, play video games, watch Netflix/movies, go on adventures, and travel

### Did you know ...

He averaged 18.5 points as a senior and knocked down the winning shot on senior night to win a sectional title



## Game-By-Game Statistics

## Career Statistics

Year	GP-GS	Min-Avg	FG-FGA	Pct	3FG-FGA	Pct	FT-FTA	Pct	Off-Def-Tot-Avg	PF-FO	Ast	TO	Blk	Stl	Pts	Avg
2015-16	11-0	11-1.0	0-2	.00	0-2	.000	2-2	1.000	0-0-0-0.0	1-0	0	1	0	0	2	0.2
2016-17	7-0	11-1.6	1-2	.500	1-1	1.000	2-4	.500	0-0-0-0.0	0-0	0	3	0	0	5	0.7
2017-18	6-0	4-0.7	0-0	.000	0-0	.000	0-0	.000	0-0-0-0.0	1-0	0	2	0	0	0	0.0
2018-19																
<b>TOTAL</b>	<b>24-0</b>	<b>26-1.1</b>	<b>1-4</b>	<b>.250</b>	<b>1-3</b>	<b>.333</b>	<b>4-6</b>	<b>.667</b>	<b>0-0-0-0.0</b>	<b>2-0</b>	<b>0</b>	<b>6</b>	<b>0</b>	<b>0</b>	<b>7</b>	<b>0.3</b>

# 12

# BRAD CALIPARI

Junior | Guard | 6-0 | 179 lbs | Franklin Lakes, N.J. | MacDuffie School

[@bradcalipari](#) | 
 [@brad.calipari](#) | 
 [@bradcalipari](#)

## 2018-19 SEASON/CAREER HIGHS

<b>Points</b>		
Season	-	
Career	3, 3x, last vs. MISSOURI (2/24/18)	
<b>Rebounds</b>		
Season	-	
Career	1, 5x, last at Texas A&M (2/10/18)	
<b>Field Goals</b>		
Season	-	
Career	1, 3x, last vs. MISSOURI (2/24/18)	
<b>Field Goals Attempted</b>		
Season	-	
Career	3, 2x, last vs. Arizona St. (11/28/16)	
<b>3-Point Field Goals</b>		
Season	-	
Career	1, 3x, last vs. MIZZOU (2/24/18)	
<b>3-Point Field Goals Attempted</b>		
Season	-	
Career	3, vs. CLEVELAND STATE (11/23/16)	
<b>Free Throws</b>		
Season	-	
Career	2, vs. CANISIUS (11/13/16)	
<b>Free Throws Attempted</b>		
Season	-	
Career	3, vs. CANISIUS (11/13/16)	
<b>Assists</b>		
Season	-	
Career	1, 2x, last vs. LOUISVILLE (12/29/17)	
<b>Steals</b>		
Season	-	
Career	-	
<b>Blocked Shots</b>		
Season	-	
Career	1, vs. CLEVELAND STATE (11/23/16)	
<b>Minutes Played</b>		
Season	-	
Career	8, vs. CLEVELAND STATE (11/23/16)	
<b>MISCELLANEOUS</b>		
	<b>2018-19</b>	<b>CAREER</b>
Dunks	0	0
Double-Figure Scoring Games	0	0
Double-Figure Rebounding Games	0	0
Games With Double-Double	0	0
Games Led UK in Scoring	0	0
Games Led UK in Rebounding	0	0
Games Led UK in Assists	0	0
Games Led UK in Steals	0	0
Games Led UK in Blocks	0	1
Games With 3+ Assists	0	0
Games With 3+ Blocks	0	0
Games With 3+ Steals	0	0
Games With 3+ 3-Pointers	0	0

- Pronunciation: cal-uh-PEAR-ee
- Totaled eight minutes in UK's exhibition against Transylvania
- Played in all four games in the Bahamas. He drained a 3-pointer against the Bahamas National Team and had a rebound in three of the four wins
  - Also dished out an assist against Team Toronto
- Has been a part of two international basketball trips with Global Sports Academy
  - Averaged 14.3 points, 6.5 assists and 3.3 rebounds in four games in Croatia in 2017
  - Averaged 13.2 points and 7.0 assists in four games in Europe in 2018
- Two-time SEC Academic Honor Roll member
- Played in 15 games as a freshman, scoring eight points. Saw action in 12 games and recorded three points, two boards and an assist as a sophomore
  - Averaged 15.3 points, 3.6 assists and 2.6 rebounds per game as a senior in high school
- Finished his high school career as a 1,000-point scorer

**Birthday:** Nov. 11  
**Parents:** John and Ellen  
**Major:** Communication

**Off the court he likes to ...**  
 Play Fortnite, sleep, watch Spongebob Squarepants, cook and listen to music

**Did you know ...**  
 He earned academic honors in high school for art, specializing in drawing. His definition of a true hero is anyone who is a servant leader



## Game-By-Game Statistics

## Career Statistics

Year	GP-GS	Min-Avg	FG-FGA	Pct	3FG-FGA	Pct	FT-FTA	Pct	Off-Def-Tot-Avg	PF-FO	Ast	TO	Blk	Stl	Pts	Avg
2016-17	15-0	45-3.0	2-13	.154	2-12	.167	2-5	.400	1-2-3-0-2	3-0	1	2	1	0	8	0.5
2017-18	12-0	28-2.3	1-7	.143	1-7	.143	0-0	.000	0-2-2-0-2	0-0	1	2	0	0	3	0.3
2018-19																
<b>TOTAL</b>	<b>27-0</b>	<b>73-2.7</b>	<b>3-20</b>	<b>.150</b>	<b>3-19</b>	<b>.158</b>	<b>2-5</b>	<b>.400</b>	<b>1-4-5-0-2</b>	<b>3-0</b>	<b>2</b>	<b>4</b>	<b>1</b>	<b>0</b>	<b>11</b>	<b>0.4</b>









## 2018-19 SEASON/CAREER HIGHS

Points	
Season	-
Career	33, vs. WASHINGTON (2/22/18)
Rebounds	
Season	-
Career	17, vs. Harvard (11/12/16)
Field Goals	
Season	-
Career	11, 4x, last vs. WASHINGTON (2/22/18)
Field Goals Attempted	
Season	-
Career	19, 2x, last at Long Beach St. (12/3/17)
3-Point Field Goals	
Season	-
Career	3, vs. ARIZONA STATE (1/17/18)
3-Point Field Goals Attempted	
Season	-
Career	6, vs. ARIZONA STATE (1/17/18)
Free Throws	
Season	-
Career	19, at Kansas (12/3/16)
Free Throws Attempted	
Season	-
Career	22, at Kansas (12/3/16)
Assists	
Season	-
Career	4, 2x, last vs. CAL POLY (11/10/17)
Steals	
Season	-
Career	4, vs. DEPAUL (12/15/15)
Blocked Shots	
Season	-
Career	3, 2x, last vs. DARTMOUTH (12/12/15)
Minutes Played	
Season	-
Career	44, vs. GREEN BAY (11/13/15)

## MISCELLANEOUS 2018-19 CAREER\*

Dunks	0	-
Double-Figure Scoring Games	0	69
Double-Figure Rebounding Games	0	31
Games With Double-Double	0	26
Games Led UK in Scoring	0	36
Games Led UK in Rebounding	0	49
Games Led UK in Assists	0	3
Games Led UK in Steals	0	15
Games Led UK in Blocks	0	11
Games With 3+ Assists	0	5
Games With 3+ Blocks	0	2
Games With 3+ Steals	0	5
Games With 3+ 3-Pointers	0	1

\*includes Stanford statistics

- Preseason All-SEC First Team selection by the league's media
- Named to the Naismith Memorial Basketball Hall of Fame's Karl Malone Award preseason watch list (best power forward)
- Finished the exhibition slate with three straight double-doubles, including a 22-point, 14-rebound effort against IUP. Both totals were game highs
  - Posted a double-double with 12 points and 10 boards against Transylvania. He also added two assists and a steal in 24 minutes
  - Averaged 10.9 points and a team-high 10.3 rebounds during the Bahamas exhibition tour
- Graduate transfer who concluded his career at Stanford as a three-time captain and two-time All-Pac-12 First Team member
  - NABC All-District First Team, USBWA All-District Team selection as a senior
  - One of three Stanford players in program history to have at least 1,400 points and 700 rebounds in fewer than 100 games played
  - Ranked third in the Pac-12 in both scoring (19.5 ppg) and rebounding (8.7 rpg)
  - Scored in double figures in all but one of his 35 games played as a senior
  - Tallied a career-high 33 points against Washington
  - Corralled a career-high 16 double-doubles
- Only player in the Pac-12 and one of only five Power 5 conference players to finish the season ranked in the top five of his league in both scoring and rebounding in his junior season

• Birthday: Nov. 25

• Parents: Nathaniel and Jacqueline

• Graduate Program: Sport Leadership

• Off the court he likes to ...

Facetime with family, go to the movies, fish, watch "The Office" or "Seinfeld," and bowl

• Did you know ...

He wrote poetry and participated in poetry contests while he was in middle school



## Game-By-Game Statistics

## Career Statistics

Year	GP-GS	Min-Avg	FG-FGA	Pct	3FG-FGA	Pct	FT-FTA	Pct	Off-Def-Tot-Avg	PF-FO	Ast	TO	Blk	Stl	Pts	Avg
2014-15	28-12	646-23.1	67-137	.489	0-0	.000	39-85	.459	156-5.6	60-0	12	27	7	24	173-6.2	
2015-16	8-8	262-32.8	39-70	.557	0-0	.000	24-50	.480	57-7.1	19-1	6	17	5	6	102-12.8	
2016-17	27-27	813-30.1	176-304	.579	0-1	.000	118-181	.652	239-8.9	64-1	14	56	5	14	470-17.4	
2017-18	35-35	1190-34.0	250-474	.527	18-61	.295	164-243	.675	306-8.7	91-3	47	72	4	26	682-19.5	
2018-19																
<b>TOTAL</b>	<b>98-82</b>	<b>2911-29.7</b>	<b>532-985</b>	<b>.540</b>	<b>18-62</b>	<b>.290</b>	<b>345-559</b>	<b>.617</b>	<b>758-7.7</b>	<b>234-5</b>	<b>79</b>	<b>172</b>	<b>21</b>	<b>70</b>	<b>1427-14.6</b>	





## 2018-19 SEASON/CAREER HIGHS

<b>Points</b>	
Season	-
Career	22, vs. MISSISSIPPI STATE (1/23/18)
<b>Rebounds</b>	
Season	-
Career	15, vs. Kansas State (3/22/18)
<b>Field Goals</b>	
Season	-
Career	8, 2x, last vs. Georgia (3/9/18)
<b>Field Goals Attempted</b>	
Season	-
Career	14, vs. VERMONT (11/12/17)
<b>3-Point Field Goals</b>	
Season	-
Career	1, 5x, last vs. Alabama (3/10/18)
<b>3-Point Field Goals Attempted</b>	
Season	-
Career	2, 5x, last vs. Missouri (2/3/18)
<b>Free Throws</b>	
Season	-
Career	10, vs. MISSISSIPPI STATE (1/23/18)
<b>Free Throws Attempted</b>	
Season	-
Career	20, vs. Kansas State (3/22/18)
<b>Assists</b>	
Season	-
Career	5, vs. VIRGINIA TECH (12/16/17)
<b>Steals</b>	
Season	-
Career	3, 3x, last vs. Kansas State (3/22/18)
<b>Blocked Shots</b>	
Season	-
Career	4, 2x, last vs. Monmouth (12/9/17)
<b>Minutes Played</b>	
Season	-
Career	40, vs. Kansas State (3/22/18)

MISCELLANEOUS	2018-19	CAREER
Dunks	0	40
Double-Figure Scoring Games	0	23
Double-Figure Rebounding Games	0	3
Games With Double-Double	0	3
Games Led UK in Scoring	0	6
Games Led UK in Rebounding	0	7
Games Led UK in Assists	0	3
Games Led UK in Steals	0	10
Games Led UK in Blocks	0	11
Games With 3+ Assists	0	8
Games With 3+ Blocks	0	2
Games With 3+ Steals	0	3
Games With 3+ 3-Pointers	0	0

- Preseason All-SEC First Team selection by the league's media
- Named to the Naismith Memorial Basketball Hall of Fame's Karl Malone Award preseason watch list (best power forward)
- Led the team with an average of 15.0 points per game over the six-game exhibition slate. He also logged 7.2 rebounds a game with 10 assists, 10 blocks and seven steals
- Notched 20 points, six rebounds and three swats in final tuneup against IUP
- Started all four games and averaged 14.5 points, 7.5 boards, 2.0 assists, 1.8 steals and 1.3 blocks per game in the Bahamas exhibitions
  - Shot 51.4 percent from the floor and 42.9 percent from behind the arc
  - Scored in double figures in all four games, including a 20-point, 12-rebound effort vs. Mega Bemax
- Declared for the NBA Draft and went through the Draft process before returning for his sophomore season
- Started 30 of 37 games last season
  - Scored in double figures in 11 of the last 12 games, averaging 12.9 points during that time span
  - Led the team in total rebounds with 211 boards
  - Also led the Wildcats with three double-doubles, including 18 points and a career-high 15 boards in the season finale
  - Finished third on the team in scoring average (10.8) and blocks (31)
  - Scored a career-high 22 points in the win vs. Mississippi State

**Birthday:** August 23  
**Parents:** Sherry and Paul Sr.  
**Major:** Undeclared/exploratory studies in agriculture

**Off the court he likes to ...**  
 Play Fortnite, spend time with friends, talk to loved ones, shop and watch TV

**Did you know ...**  
 He befriended UK football star Josh Allen during a service trip to Marshall County this summer



## Game-By-Game Statistics

## Career Statistics

Year	GP-GS	Min-Avg	FG-FGA	Pct	3FG-FGA	Pct	FT-FTA	Pct	Off-Def-Tot-Avg	PF-FO	Ast	TO	Blk	Stl	Pts	Avg
2017-18	37-30	1012-27.4	135-260	.519	5-21	.238	126-208	.696	67-144-211-5.7	100-4	57	71	31	28	401	10.8
2018-19																
<b>TOTAL</b>	<b>37-30</b>	<b>1012-27.4</b>	<b>135-260</b>	<b>.519</b>	<b>5-21</b>	<b>.238</b>	<b>126-208</b>	<b>.696</b>	<b>67-144-211-5.7</b>	<b>100-4</b>	<b>57</b>	<b>71</b>	<b>31</b>	<b>28</b>	<b>401</b>	<b>10.8</b>

Kentucky Basketball 2018 Exhibition  
Kentucky Combined Team Statistics (as of Nov 02, 2018)  
All games

RECORD:	OVERALL	HOME	AWAY	NEUTRAL
ALL GAMES	6-0	2-0	0-0	4-0
CONFERENCE	0-0	0-0	0-0	0-0
NON-CONFERENCE	6-0	2-0	0-0	4-0

##	Player	gp-gs	min	avg	Total		3-Point		F-Throw		Rebounds				pf	dq	a	to	blk	stl	pts	avg
					fg-fga	fg%	3fg-fga	3fg%	ft-fta	ft%	off	def	tot	avg								
25	Washington, PJ	6-6	152	25.3	32-53	.604	4-9	.444	22-33	.667	8	35	43	7.2	16	1	10	10	10	7	90	15.0
14	Herro, Tyler	6-2	139	23.2	30-60	.500	13-29	.448	17-17	1.000	2	15	17	2.8	8	0	12	9	1	2	90	15.0
22	Travis, Reid	6-3	168	28.0	25-61	.410	3-10	.300	24-31	.774	19	46	65	10.8	13	0	9	9	1	1	77	12.8
3	Johnson, Keldon	6-5	142	23.7	28-52	.538	5-12	.417	16-21	.762	6	19	25	4.2	15	0	9	7	2	3	77	12.8
4	Richards, Nick	6-4	109	18.2	23-30	.767	0-0	.000	23-29	.793	13	18	31	5.2	24	2	3	9	10	4	69	11.5
0	Green, Quade	6-4	118	19.7	22-44	.500	6-20	.300	4-6	.667	4	6	10	1.7	6	0	12	10	2	3	54	9.0
23	Montgomery, EJ	3-0	55	18.3	11-17	.647	0-1	.000	0-0	.000	3	14	17	5.7	8	0	0	1	2	2	22	7.3
2	Hagans, Ashton	6-2	135	22.5	11-21	.524	0-2	.000	11-14	.786	5	15	20	3.3	12	0	17	10	0	10	33	5.5
5	Quickley, Immanuel	6-4	133	22.2	8-30	.267	4-13	.308	12-18	.667	4	23	27	4.5	9	0	24	3	0	6	32	5.3
10	David, Jonny	3-0	9	3.0	1-4	.250	0-3	.000	0-1	.000	0	2	2	0.7	0	0	0	0	0	0	2	0.7
12	Calipari, Brad	5-0	40	8.0	1-5	.200	1-4	.250	0-0	.000	1	2	3	0.6	1	0	2	2	0	1	3	0.6
Team											9	12	21				3					
Total.....		6	1200		192-377	.509	36-103	.350	129-170	.759	74	207	281	46.8	112	3	98	73	28	39	549	91.5
Opponents.....		6	1200		139-384	.362	36-150	.240	69-111	.622	61	122	183	30.5	132	-	68	71	12	31	383	63.8

TEAM STATISTICS	UK	OPP	Date	Opponent	Score	Att.
SCORING	549	383	1	08-08-18	vs Bahamas	w 85-61 1290
Points per game	91.5	63.8	1	08-09-18	vs San Lorenzo	w 91-68 1311
Scoring margin	+27.7	-	1	08-11-18	vs Mega Bemax	w 100-64 1329
FIELD GOALS-ATT	192-377	139-384	1	08-12-18	vs Team Toronto	w 93-60 1308
Field goal pct	.509	.362		10/26/18	TRANSYLVANIA	w 94-66 19927
3 POINT FG-ATT	36-103	36-150		11/2/18	IUP	w 86-64 20095
3-point FG pct	.350	.240				
3-pt FG made per game	6.0	6.0				
FREE THROWS-ATT	129-170	69-111				
Free throw pct	.759	.622				
F-Throws made per game	21.5	11.5				
REBOUNDS	281	183				
Rebounds per game	46.8	30.5				
Rebounding margin	+16.3	-				
ASSISTS	98	68				
Assists per game	16.3	11.3				
TURNOVERS	73	71				
Turnovers per game	12.2	11.8				
Turnover margin	-0.3	-				
Assist/turnover ratio	1.3	1.0				
STEALS	39	31				
Steals per game	6.5	5.2				
BLOCKS	28	12				
Blocks per game	4.7	2.0				
ATTENDANCE	40022	5238				
Home games-Avg/Game	2-20011	0-0				
Neutral site-Avg/Game	-	4-1310				

1 = Big Blue Bahamas (Atlantis Imperial Arena)  
\* = Conference game

Score by Periods	1st	2nd	Totals
Kentucky	265	284	549
Opponents	174	209	383



2017-18 Kentucky Men's Basketball  
 Kentucky Combined Team Statistics (as of Mar 23, 2018)  
 All games



Overall record: 26-11 Conf: 10-8 Home: 16-2 Away: 4-6 Neutral: 6-3

#	Player	gp-gs	min	avg	Total		3-Point		F-Throw		Rebounds				pf	dq	a	to	blk	stl	pts	avg
					fg-fga	fg%	3fg-fga	3fg%	ft-fa	ft%	off	def	tot	avg								
05	Knox, Kevin	37-37	1198	32.4	196-440	.445	57-167	.341	127-164	.774	33	167	200	5.4	82	1	53	85	10	31	576	15.6
22	Gilgeous-Alexander	37-24	1248	33.7	183-377	.485	23-57	.404	143-175	.817	33	120	153	4.1	62	0	189	100	18	61	532	14.4
25	Washington, PJ	37-30	1012	27.4	135-260	.519	5-21	.238	126-208	.606	67	144	211	5.7	100	4	57	71	31	28	401	10.8
03	Diallo, Hamidou	37-37	918	24.8	134-313	.428	26-77	.338	77-125	.616	33	102	135	3.6	96	4	46	51	13	28	371	10.0
00	Green, Quade	34-13	869	25.6	116-257	.451	41-109	.376	42-52	.808	13	47	60	1.8	55	0	91	55	0	11	315	9.3
32	Gabriel, Wenyen	37-7	854	23.1	87-197	.442	42-106	.396	35-56	.625	65	133	198	5.4	113	4	21	41	40	30	251	6.8
02	Vanderbilt, Jarred	14-0	238	17.0	29-68	.426	0-1	.000	24-38	.632	46	64	110	7.9	37	1	14	15	11	6	82	5.9
04	Richards, Nick	37-37	543	14.7	69-112	.616	0-0	.000	51-71	.718	55	108	163	4.4	76	1	9	26	33	3	189	5.1
01	Killeya-Jones, Sacha	34-0	467	13.7	45-77	.584	0-1	.000	22-39	.564	43	56	99	2.9	72	0	8	23	19	7	112	3.3
14	Wynyard, Tai	8-0	43	5.4	3-7	.429	0-0	.000	2-2	1.000	6	8	14	1.8	8	0	0	3	1	3	8	1.0
12	Calipari, Brad	12-0	28	2.3	1-7	.143	1-7	.143	0-0	.000	0	2	2	0.2	0	0	1	2	0	0	3	0.3
10	David, Jonny	6-0	4	0.7	0-0	.000	0-0	.000	0-0	.000	0	0	0	0.0	1	0	0	2	0	0	0	0.0
30	Pulliam, Dillon	5-0	3	0.6	0-0	.000	0-0	.000	0-0	.000	0	0	0	0.0	0	0	0	0	0	0	0	0.0
Team											47	36	83				7					
Total.....		37	7425		998-2115	.472	195-546	.357	649-930	.698	441	987	1428	38.6	702	15	489	481	176	208	2840	76.8
Opponents.....		37	7425		905-2242	.404	287-955	.301	502-725	.692	443	796	1239	33.5	761	-	472	436	134	212	2599	70.2

TEAM STATISTICS

	UK	OPP
SCORING	2840	2599
Points per game	76.8	70.2
Scoring margin	+6.5	-
FIELD GOALS-ATT	998-2115	905-2242
Field goal pct	.472	.404
3 POINT FG-ATT	195-546	287-955
3-point FG pct	.357	.301
3-pt FG made per game	5.3	7.8
FREE THROWS-ATT	649-930	502-725
Free throw pct	.698	.692
F-Throws made per game	17.5	13.6
REBOUNDS	1428	1239
Rebounds per game	38.6	33.5
Rebounding margin	+5.1	-
ASSISTS	489	472
Assists per game	13.2	12.8
TURNOVERS	481	436
Turnovers per game	13.0	11.8
Turnover margin	-1.2	-
Assist/turnover ratio	1.0	1.1
STEALS	208	212
Steals per game	5.6	5.7
BLOCKS	176	134
Blocks per game	4.8	3.6
ATTENDANCE	393743	278387
Home games-Avg/Game	18-21875	10-14510
Neutral site-Avg/Game	-	9-14809

Score by Periods	1st	2nd	OT	Totals
Kentucky	1343	1485	12	2840
Opponents	1229	1360	10	2599

Date	Opponent	Score	Att.
11/10/17	UTAH VALLEY	w 73-63	19807
11/12/17	VERMONT	w 73-69	20174
11/14/17	vs #4/3 Kansas	L 61-65	21684
11/17/17	ETSU	w 78-61	20168
11/20/17	TROY	w 70-62	19548
11/22/17	FORT WAYNE	w 86-67	20645
11/26/17	UIC	w 107-73	20212
12/2/17	HARVARD	w 79-70	22922
12/9/17	vs Monmouth	w 93-76	10438
12/16/17	RV/RV VIRGINIA TECH	w 93-86	22690
12/23/17	vs UCLA	L 75-83	8119
12/29/17	RV/RV LOUISVILLE	w 90-61	24228
12/31/17	GEORGIA	w 66-61	22862
1/3/18	at LSU	w 74-71	11952
1/6/18	at #23/22 Tennessee	L 65-76	21678
1/9/18	RV/RV TEXAS A&M	w 74-73	22643
1/13/18	at Vanderbilt	w 74-67	13389
1/16/18	at South Carolina	L 68-76	16210
1/20/18	FLORIDA	L 64-66	24394
1/23/18	MISSISSIPPI STATE	w 78-65	20609
1/27/18	at #7/7 West Virginia	w 83-76	15835
1/30/18	VANDERBILT	wot 83-81	21143
2/3/18	at Mizzou	L 60-69	15061
2/6/18	#15/14 TENNESSEE	L 59-61	23332
2/10/18	at Texas A&M	L 74-85	13263
2/14/18	at #10/11 Auburn	L 66-76	9121
2/17/18	RV/RV ALABAMA	w 81-71	23220
2/20/18	at RV/RV Arkansas	w 87-72	18038
2/24/18	RV/NR MIZZOU	w 87-66	23038
2/28/18	OLE MISS	w 96-78	22108
3/3/18	at RV/RV Florida	L 67-80	10558
3/9/18	vs Georgia	w 62-49	16364
3/10/18	vs Alabama	w 86-63	18729
3/11/18	vs #13/12 Tennessee	w 77-72	18973
3/15/18	vs RV/RV Davidson	w 78-73	11673
3/17/18	vs RV/RV Buffalo	w 95-75	11686
3/22/18	vs RV/RV Kansas State	L 58-61	15616

\* = Conference game

- 1 = Champions Classic | United Center (Chicago)
- 2 = Adolph Rupp Classic | Rupp Arena (Lexington, Ky.)
- 3 = Citi Hoops Classic | Madison Square Garden (New York)
- 4 = CBS Sports Classic | Smoothie King Center (New Orleans)
- 5 = Big 12/SEC Challenge | WVU Coliseum (Morgantown, W.Va.)
- 6 = SEC Tournament | Scottrade Center (St. Louis)
- 7 = NCAA Tournament | Taco Bell Arena (Boise, Idaho)
- 8 = NCAA Tournament | Philips Arena (Atlanta)