



# KENTUCKY

## 2018-19 MEN'S BASKETBALL



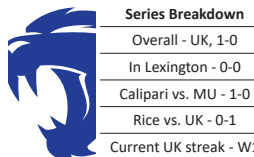
8 NATIONAL CHAMPIONSHIPS | MOST WINS IN COLLEGE BASKETBALL | 48 SEC TITLES | 31 SEC TOURNAMENT CHAMPIONSHIPS | 55 ALL-AMERICANS | 126 NBA DRAFT PICKS

### MONMOUTH (0-7) at #10/9 KENTUCKY (5-1)

Wednesday, Nov. 28 • 8:30 p.m. • Rupp Arena (23,000) • Lexington, Ky.

#MUvsUK #DreamBIG • @KentuckyMBB

#### THE BASICS



**Series Breakdown**

- Overall - UK, 1-0
- In Lexington - 0-0
- Calipari vs. MU - 1-0
- Rice vs. UK - 0-1
- Current UK streak - W1

<b>John Calipari</b>	<b>King Rice</b>
Overall Record: 725-205*	Overall Record: 117-119
Record at UK: 280-65	Record at MU: 117-119
Overall Seasons: 27th	Overall Seasons: Eighth
At UK: 10th	At Monmouth: Eighth

\*on-court record

#### BY THE NUMBERS

- 2,268** All-time wins, NCAA leader
- +17.2** UK's points in the paint edge the last four games
- 7** UK's current stretch of consecutive home games
- 1** Kentucky's national rank in rebounding margin


#### TALE OF THE TAPE

UK	STAT	MU
84.5	Points PG	60.6
75.5	Opp. Points PG	76.0
41.2	Rebounds PG	31.9
14.3	Assists PG	37.9
5.5	Blocks PG	2.7
6.0	Steals PG	7.4
.487	FG Pct.	.378
.330	3-Pt FG Pct.	.252
.744	FT Pct.	.755
.458	Opp. FG Pct.	.455
.434	Opp. 3-Pt FG Pct.	.348

#### A WIN WOULD ...

- Mark a sixth straight victory
- Be UK's 49th straight victory over an Associated Press unranked nonconference opponent at home
- Be UK's ninth straight win at home, dating back to last season
- Move Kentucky to 61-6 in November games under John Calipari
- Put Calipari within 16 wins of Joe B. Hall's Kentucky win total
- End November on a high note

#### PREVIOUS GAME STARTERS




**3** **KELDON JOHNSON**  
6-6 • 211 • GUARD • FRESHMAN  
SOUTH HILL, VA. | OAK HILL ACADEMY

Julius Erving watch list for best small forward | Wooden, Naismith watch lists for player of the year | Leads UK in scoring with 16.5 points per game | Scored in double figures in all but one game | Averaging 5.8 boards per outing




**4** **NICK RICHARDS**  
6-11 • 244 • FORWARD • SOPHOMORE  
KINGSTON, JAMAICA | THE PATRICK SCHOOL

8-for-8 shooting over the last three games | Hauled in a career-high 19 rebounds vs. SIU | Second on the team with eight blocks | Kareem Abdul-Jabbar watch list for best center | Averaged 12.0 points, 4.8 rebounds in the Bahamas




**5** **IMMANUEL QUICKLEY**  
6-3 • 185 • GUARD • FRESHMAN  
HAVRE DE GRACE, MD. | JOHN CARROLL SCHOOL

Averaging 8.5 points, 2.3 boards and 2.0 assists per game while starting the last five games | Two-time high school state champion | Led the team with 24 assists and just three turnovers in the six exhibition games



**14** **TYLER HERRO**  
6-5 • 195 • GUARD • FRESHMAN  
MILWAUKEE | WHITNALL HIGH SCHOOL

Jerry West watch list for best shooting guard | Averaging 10.0 points and a team-high 2.8 assists a game | A 2,000-point scorer in high school | Scored in double figures in three of six games, including 18 vs. North Dakota



**25** **PJ WASHINGTON**  
6-8 • 228 • FORWARD • SOPHOMORE  
DALLAS | FINDLAY PREP

Averaged 21.0 points, 12.0 boards and 2.7 assists in three games from Nov. 14-21 | Back-to-back double-doubles against VMI, Winthrop | Wooden, Naismith, NABC watch lists for player of the year | Averaging team-best 8.5 rebounds

#### LEADERS

POINTS PER GAME	
UK Keldon Johnson	16.5
MU Deion Hammond	12.9
REBOUNDS PER GAME	
UK PJ Washington	8.5
MU Nick Rutherford	4.9
ASSISTS PER GAME	
UK Green/Herro	2.8
MU Nick Rutherford	2.4
STEALS PER GAME	
UK Quade Green	1.5
MU Papas/Salnavé	1.3
3-POINTERS	
UK Tyler Herro	8
MU Deion Hammond	16
FIELD GOAL PERCENTAGE	
UK Nick Richards	.632
MU Melik Martin	.526
FREE THROW PERCENTAGE	
UK Tyler Herro	1.000
MU Samuel Chaptu	1.000

#### NEED TO KNOW

Kentucky was picked to win the SEC regular-season title by the media

UK ranks first in KenPom.com's offensive rebounding percentage at 46.3 percent

Keldon Johnson was named the SEC Freshman of the Week after leading UK with 20.0 points per game in wins over Winthrop and Tennessee State

UK is getting to the line an average of 32.5 times a game and shooting at a 74.4-percent rate

Nick Richards (career-high 19 vs. Southern Illinois) and PJ Washington (career-high 18 vs. VMI) became the first UK teammates with 18 or more rebounds in a game in the same season since Anthony Davis (18) and Michael Kidd-Gilchrist (19) in 2011-12


Opponents are making 10.3 3-point shots a game vs. the Wildcats. UK's .434 3-point field-goal percentage is ranked 346th in the country

#### SCHEDULE

OCTOBER						
26	2/2	-/-	^TRANSYLVANIA	SEC	W, 94-66	
NOVEMBER						
2	2/2	-/-	INDIANA UNIV. OF PA.	SEC	W, 86-64	
6	2/2	4/3	vs. Duke <sup>1</sup>	ESPN	L, 118-84	
9	2/2	-/-	SOUTHERN ILLINOIS	SEC	W, 71-59	
14	10/2	-/-	NORTH DAKOTA <sup>2</sup>	SEC	W, 96-58	
18	10/2	-/-	VMI <sup>2</sup>	SEC	W, 92-82	
21	10/1	-/-	WINTHROP <sup>2</sup>	SEC	W, 87-74	
23	10/10	-/-	TENNESSEE STATE <sup>2</sup>	SEC	W, 77-62	
28	10/9	-/-	MONMOUTH	SEC	8:30 p.m.	
DECEMBER						
1	10/9	-/-	UNC GREENSBORO	ESPN2	1 p.m.	
8	-/-	-/-	vs. Seton Hall <sup>3</sup>	Fox	Noon	
15	-/-	-/-	UTAH	ESPN2	5 p.m.	
22	-/-	-/-	vs. North Carolina <sup>4</sup>	CBS	5:15 p.m.	
29	-/-	-/-	at Louisville	ESPN2	2 p.m.	
JANUARY						
5	-/-	-/-	at Alabama*	ESPN	Noon/1 p.m.	
8	-/-	-/-	TEXAS A&M*	ESPN2/SEC	7 p.m.	
12	-/-	-/-	VANDERBILT*	SEC	8:30 p.m.	
15	-/-	-/-	at Georgia*	ESPN2/U/SEC	7 p.m.	
19	-/-	-/-	at Auburn*	ESPN2	4/6 p.m.	
22	-/-	-/-	MISSISSIPPI STATE*	ESPN2	7 p.m.	
26	-/-	-/-	KANSAS <sup>5</sup>	SEC	6 p.m.	
29	-/-	-/-	at Vanderbilt*	ESPN2	9 p.m.	
FEBRUARY						
2	-/-	-/-	at Florida*	ESPN2	4/6 p.m.	
5	-/-	-/-	SOUTH CAROLINA*	SEC	7 p.m.	
9	-/-	-/-	at Mississippi State*	CBS	1 p.m.	
12	-/-	-/-	LSU*	ESPN2	7 p.m.	
16	-/-	-/-	TENNESSEE*	ESPN2	8 p.m.	
19	-/-	-/-	at Missouri*	ESPN2	9 p.m.	
23	-/-	-/-	AUBURN*	CBS	1:30 p.m.	
26	-/-	-/-	ARKANSAS*	ESPN2/SEC	9 p.m.	
MARCH						
2	-/-	-/-	at Tennessee*	CBS	2 p.m.	
5	-/-	-/-	at Ole Miss*	ESPN2/U/SEC	9 p.m.	
9	-/-	-/-	FLORIDA*	CBS	2 p.m.	
13-	-/-	-/-	SEC Tournament <sup>6</sup>	ESPN/SEC	TBA	


All times Eastern | \*SEC conference game | HOME GAMES IN CAPS | ^Exhibition  
<sup>1</sup>State Farm Champions Classic (Indianapolis | Bankers Life Fieldhouse)  
<sup>2</sup>Ohio Valley Hardwood Showcase (Rupp Arena | Lexington, Ky.)  
<sup>3</sup>Citi Hoops Classic (Madison Square Garden | New York)  
<sup>4</sup>CBS Sports Classic (United Center | Chicago)  
<sup>5</sup>SEC/Big 12 Challenge (Rupp Arena | Lexington, Ky.)  
<sup>6</sup>SEC Tournament (Bridgestone Arena | Nashville, Tenn.)

#### BROADCAST INFO

**SEC NETWORK**  **UK SPORTS NETWORK** 

Richard Cross, play-by-play  
Barry Booker, analyst

Tom Leach, play-by-play  
Mike Pratt, analyst

**SATELLITE RADIO** 

Sirius 134 | XM 190 | Internet 961



# TV CHART



**0** **QUADE GREEN**  
**Sophomore | Guard**  
 6-0 | 170  
 Philadelphia  
 Neumann-Goretti  
 @Q\_Green1  
 @q\_boogi



**2** **ASHTON HAGANS**  
**Freshman | Guard**  
 6-3 | 192  
 Cartersville, Ga.  
 Newton  
 @H23Ash  
 @ashton.hagans



**3** **KELDON JOHNSON**  
**Freshman | Guard**  
 6-6 | 211  
 South Hill, Va.  
 Oak Hill Academy  
 @keldonjohnson




**4** **NICK RICHARDS**  
**Sophomore | Forward**  
 6-11 | 244  
 Kingston, Jamaica  
 The Patrick School  
 @iamnickrichards  
 @nickrichards\_



**5** **IMMANUEL QUICKLEY**  
**Freshman | Guard**  
 6-3 | 185  
 Havre de Grace, Md.  
 The John Carroll School  
 @IQ\_GodSon  
 @immanuelquickley\_



**10** **JONNY DAVID**  
**Senior | Guard**  
 6-2 | 188  
 Pittsburgh  
 Mt. Lebanon  
 @JonnyDavid  
 @j david010



**12** **BRAD CALIPARI**  
**Junior | Guard**  
 6-0 | 179  
 Franklin Lakes, N.J.  
 MacDuffie School  
 @bradcalipari  
 @brad.calipari



**13** **JEMARL BAKER JR.**  
**R-Freshman | Guard**  
 6-4 | 192  
 Menifee, Calif.  
 Eleanor Roosevelt  
 @jemarlakerjr  
 @jemarlakerjr



**14** **TYLER HERRO**  
**Freshman | Guard**  
 6-5 | 195  
 Milwaukee  
 Whitnall  
 @raf\_tyler  
 @nolimittherro



**21** **ZAN PAYNE**  
**Freshman | G/F**  
 6-4 | 240  
 Lexington, Ky.  
 Lexington Catholic  
 @youngpayne2321  
 @alexander.payne23



**22** **REID TRAVIS**  
**Graduate | Forward**  
 6-8 | 240  
 Minneapolis  
 Stanford University  
 @2ReidTravis2  
 @reid\_travis\_22



**23** **EJ MONTGOMERY**  
**Freshman | Forward**  
 6-10 | 225  
 Fort Pierce, Fla.  
 Wheeler  
 @E\_Montgomery  
 @\_mont23



**25** **PJ WASHINGTON**  
**Sophomore | Forward**  
 6-8 | 228  
 Dallas  
 Findlay Prep  
 @PJWashington  
 @pj\_washington



**JOHN CALIPARI**  
**Head Coach**  
 10th Season  
 @UKCoachCalipari  
 @UKCoachCalipari  
 @UKCoachCalipari



**KENNY PAYNE**  
**Assoc. Head Coach**  
 Ninth season at UK  
 Fifth season as associate HC



**TONY BARBEE**  
**Assistant Coach**  
 Fifth season at UK  
 Fourth season as assistant  
 @CoachTonyBarbee



**JOEL JUSTUS**  
**Assistant Coach**  
 Fifth season at UK  
 Third season as assistant  
 @UKCoachJustus  
 @UKCoachJustus



**JOHN ROBIC**  
**Special Assistant**  
 10th season at UK  
 Third season as special asst.

## Pronunciation Guide

JEMARL Baker	(Jamal)
Brad/John CALIPARI	(cal-uh-PEAR-ee)
QUADE Green	(KWAH-DAY)
Ashton HAGANS	(HAY-Gens)

## Roster

### ALPHABETICAL

NO.	NAME	POS.	HT.	WT.	CL.	HOMETOWN (PREVIOUS SCHOOL)
13	Jemarl Baker Jr.	G	6-4	192	R-Fr.	Menifee, Calif. (Eleanor Roosevelt)
12	Brad Calipari	G	6-0	179	Jr.	Franklin Lakes, N.J. (MacDuffie School)
10	Jonny David	G	6-2	188	Sr.	Pittsburgh (Mt. Lebanon)
0	Quade Green	G	6-0	170	So.	Philadelphia (Neumann-Goretti)
2	Ashton Hagans	G	6-3	192	Fr.	Cartersville, Ga. (Newton)
14	Tyler Herro	G	6-5	195	Fr.	Milwaukee (Whitnall)
3	Keldon Johnson	G	6-6	211	Fr.	South Hill, Va. (Oak Hill Academy)
23	EJ Montgomery	F	6-10	225	Fr.	Fort Pierce, Fla. (Wheeler)
21	Zan Payne	G/F	6-4	240	Fr.	Lexington, Ky. (Lexington Catholic)
5	Immanuel Quickley	G	6-3	185	Fr.	Havre de Grace, Md. (The John Carroll School)
4	Nick Richards	F	6-11	244	So.	Kingston, Jamaica (The Patrick School)
22	Reid Travis	F	6-8	240	Gr.	Minneapolis (Stanford University)
23	PJ Washington	F	6-8	228	So.	Dallas (Findlay Prep)

**Head Coach:** John Calipari (Clarion, 1982)  
**Associate Head Coach:** Kenny Payne (Louisville, 2003)  
**Assistant Coaches:** Tony Barbee (UMass, 1993)  
 Joel Justus (UNC Wilmington, 2004)  
**Special Asst. to the Head Coach:** John Robic (Denison, 1986)  
**Assoc. AD/Basketball Operations:** Chris Woolard (UCLA, 1997)

**Director of Basketball Admin.:** Will Barton (Kentucky, 2013)  
**Strength Coach:** Robert Harris (Kentucky State, 2009)  
**Athletic Trainer:** Chris Simmons (Memphis, 2002)  
**Equipment Manager:** Mark Evans (Kentucky, 2013)  
**Recruiting Analyst:** Brady Kennedy (Kentucky, 2016)



# POLLS, STATS, MEDIA INFO

## Weekly Media Schedule

27 Tue.	28 Wed.	29 Thu.	30 Fri.	1 Sat.	2 Sun.	3 Mon.
Media availability: 2 p.m.	vs. Monmouth 8:30 p.m.   SEC Network	Practice: 2:30 p.m.  No media availability	Media availability: 2 p.m.  Practice: 2:30 p.m.	vs. UNC Greensboro 1 p.m.   ESPN2	Off day  No media availability	Practice: 2:30 p.m.  No media availability  John Calipari Show 6 p.m.

### Communications & PR Staff



**Eric Lindsey**  
Director  
Cell - 859.619.0944  
Email - eric.lindsey@uky.edu



**Deb Moore**  
Associate Director  
Cell - 859.559.5781  
Email - deb.moore@uky.edu



**Jake Most**  
Assistant Director  
Cell - 516.996.3229  
Email - jake.most@uky.edu

### Media Information

#### CREDENTIAL REQUESTS

Requests for single-game credentials should be made as far in advance as possible and no later than five days prior to game day online at sportssystem.com/Kentucky.

#### CREDENTIAL CRITERIA

The University of Kentucky's decision to issue credentials to a media outlet for the purposes of covering a UK basketball home or away event is determined by a variety of factors. They include the following:

- Amount of coverage given to Kentucky throughout the season
- Intention/ability to cover all 22 sports at Kentucky
- Distribution/size of publication: free, subscription, sale on newsstands, website traffic, etc.
- Radio or TV station program format and size of audience
- Length of existence of the publication, amount of original copy generated, number of full-time employees of the publication and the journalistic experience of the reporter(s)
- Attendance at Kentucky media sessions, including Olympic sport opportunities
- Space availability
- Professionalism, which includes but is not limited to conduct at games, press conferences, practices, on social media, etc.

The University of Kentucky has the right to revoke credentials under its own discretion.

#### INTERVIEW POLICIES-GENERAL

All interviews with University of Kentucky basketball players or staff members must be arranged through the Communications and public relations office. Media should never contact a player or coach directly.

The Wildcat Coal Lodge, dormitories, team locker rooms and other team quarters are private team areas. Media members are not permitted in these areas unless accompanied by appropriate university personnel.

#### PRACTICE/PRESS CONFERENCES

Other than announced exceptions, UK basketball practices are closed to the media. UK will accept requests to attend practice. All requests must be made by 10 a.m. the day before the practice. In cases in which practices are open to the media, no cell phones are allowed in the practice facility.

Player interviews are conducted prior to practices the day before a game and will be available to all UK media in the Joe Craft Center lower-level lobby. UK will accept requests for player interviews, but they must be submitted 24 hours prior to the scheduled availability.

Coach John Calipari or an assistant coach will meet with members of the media immediately following player interviews in the lower level lobby of the Joe Craft Center.

Gameday shoot-arounds are closed to the media.

#### TELEPHONE PLAYER INTERVIEWS

Telephone interviews are available to the media on a call-back basis. Individual player and coach telephone numbers will not be given to members of the media.

Players are instructed not to conduct interviews when contacted directly by telephone. The communications and public relations office will arrange for telephone interviews at a time most convenient for the student-athlete.

Other special requests are handled on a case-by-case basis.

#### POSTGAME INTERVIEWS

Following each game, there is a cooling-off period, during which time the players shower and dress. Approximately 10 minutes after the game ends, Coach Calipari conducts his postgame press conference while a player is taken to the UK Sports Network.

Following Coach Calipari's press conference and the cooling-off period, selected UK players are brought to the media interview room.

### The Polls

#### Associated Press Top 25 Nov. 26

1. Gonzaga (32)
2. Kansas (31)
3. Duke (1)
4. Virginia (1)
5. Nevada
6. Tennessee
7. Michigan
8. Auburn
9. Michigan State
10. Kentucky
11. North Carolina
12. Kansas State
13. Virginia Tech
14. Iowa
15. Florida State
16. Ohio State
17. Texas
18. Oregon
19. Purdue
20. Texas Tech
21. Buffalo
22. Wisconsin
23. Villanova
24. Maryland
25. Mississippi State

**Receiving Votes:** Arizona State, Clemson, Furman, Creighton, LSU, Indiana, UCLA, Iowa State, St. John's, Minnesota, Miami (Fla.), TCU, Syracuse, Arkansas, Nebraska, Notre Dame, UConn, Florida, UCF, Houston, Davidson

#### USA Today Coaches Poll Nov. 26

1. Gonzaga (17)
2. Kansas (15)
3. Duke
4. Virginia
5. Michigan
6. Nevada
7. Tennessee
8. Michigan State
9. Kentucky
10. Kansas State
10. Auburn
12. Virginia Tech
13. North Carolina
14. Florida State
15. Iowa
16. Ohio State
17. Texas
18. Purdue
19. Texas Tech
20. Buffalo
21. Oregon
22. Wisconsin
23. Villanova
24. Clemson
25. Mississippi State

**Receiving Votes:** Maryland, Arizona State, UCLA, LSU, Miami (Fla.), Furman, Minnesota, NC State, Iowa State, UCF, St. John's, Nebraska, Houston, Syracuse, TCU, Indiana, West Virginia, Arkansas, North Texas

### UK in the Rankings

#### Team Rankings (through games on Nov. 25)

Category	Stat	SEC [NCAA]
Scoring	84.5	2nd [35th]
Scoring Defense	75.5	T13th [256th]
Scoring Margin	+9.0	7th [117th]
Free Throw %	.744	4th [64th]
Field Goal %	.487	3rd [56th]
Field Goal % Def.	.458	13th [279th]
3-Point FG %	.330	7th [205th]
3-Point FG % Def.	.434	14th [350th]
Rebounding Off.	43.2	6th
Rebounding Def.	24.0	1st
Rebounding Margin	+17.2	1st [1st]
Blocks Per Game	5.5	T4th [20th]
Assists Per Game	14.3	8th [144th]
Steals Per Game	6.0	9th [218th]
Turnover Margin	-0.5	11th [262nd]
Assist/TO Ratio	0.9	11th [212th]
Off. Rebs. Per Game	14.5	3rd [18th]
Def. Rebs. Per Game	26.7	7th [154th]
Def. Rebound %	.788	1st
Off. Rebound %	.463	1st
3-Point FG Per Game	5.0	14th [333rd]

### Individual Rankings

Category/Player	Stat	SEC [NCAA]
Blocks Per Game/Montgomery	1.8	T7th [78th]
Def. Rebs. Per Game/Washington	6.2	3rd [91st]
Double-Doubles/Washington	2	T1st [T47th]
Double-Doubles/Johnson	1	T9th [T131st]
Field-Goal Percentage/Johnson	.492	9th [206th]
Free-Throw Percentage/Quickley	.920	2nd [39th]
Free-Throw Percentage/Green	.882	3rd [78thth]
Minutes Per Game/Johnson	30.3	19th
Off. Rebs. Per Game/Travis	3.2	T4th [74th]
Off. Rebs. Per Game/Montgomery	2.7	9th [149th]
Points Per Game/Johnson	16.5	6th [211th]
Points Per Game/Travis	13.7	T10th
Rebounds Per Game/Washington	8.5	3rd [85th]

### SEC Standings (through games on Nov. 25)

Team	SEC Record	Overall Record	Games Back
Auburn	0-0 (.000)	5-1 (.833)	0.0
<b>Kentucky</b>	<b>0-0 (.000)</b>	<b>5-1 (.833)</b>	<b>0.0</b>
Alabama	0-0 (.000)	4-1 (.800)	0.0
Arkansas	0-0 (.000)	4-1 (.800)	0.0
Mississippi State	0-0 (.000)	4-1 (.800)	0.0
Tennessee	0-0 (.000)	4-1 (.800)	0.0
Vanderbilt	0-0 (.000)	4-1 (.800)	0.0
LSU	0-0 (.000)	5-2 (.714)	0.0
Ole Miss	0-0 (.000)	3-2 (.600)	0.0
Missouri	0-0 (.000)	3-2 (.600)	0.0
South Carolina	0-0 (.000)	3-2 (.600)	0.0
Florida	0-0 (.000)	3-3 (.500)	0.0
Georgia	0-0 (.000)	3-3 (.500)	0.0
Texas A&M	0-0 (.000)	2-4 (.333)	0.0

### Upcoming in the SEC

#### Nov. 28 - Dec. 3

Contest	Time	TV Network
<b>Wednesday, Nov. 28</b>		
Eastern Kentucky at Tennessee	6:30 p.m.	SEC Network
San Diego at Ole Miss	7:30 p.m.	SEC Network+
Saint Peter's at Auburn	8 p.m.	SEC Network+
<b>Monmouth at Kentucky</b>	<b>8:30 p.m.</b>	<b>SEC Network</b>
<b>Thursday, Nov. 29</b>		
Alabama at UCF	7 p.m.	ESPNU
<b>Friday, Nov. 30</b>		
Coastal Carolina at South Carolina	7 p.m.	SEC Network
Mississippi State at Dayton	7 p.m.	
<b>Saturday, Dec. 1</b>		
<b>UNC Greensboro at Kentucky</b>	<b>1 p.m.</b>	<b>ESPN2</b>
UL Monroe at Ole Miss	2 p.m.	SEC Network+
Vanderbilt vs. NC State	5 p.m.	ESPN2
Grambling at LSU	5 p.m.	SEC Network+
FIU at Arkansas	8 p.m.	SEC Network+
<b>Sunday, Dec. 2</b>		
Texas A&M CC at Tennessee	Noon	SEC Network
UCF at Missouri	3 p.m.	ESPNU
<b>Monday, Dec. 3</b>		
Texas Southern at Georgia	7 p.m.	SEC Network+
Northwestern State at Texas A&M	8 p.m.	SEC Network

All times Eastern





# NOTES

## Honoring the Cats

### Tyler Herro

- Jerry West Award Preseason Watch List

### Keldon Johnson

- SEC Freshman of the Week (Nov. 26)
- John R. Wooden Award Preseason Top 50
- Citizen Naismith Trophy Early Season Watch List
- Julius Erving Award Preseason Watch List

### Nick Richards

- Kareem Abdul-Jabbar Award Preseason Watch List

### Reid Travis

- John R. Wooden Award Preseason Top 50
- NABC Division I Player of the Year Watch List
- Citizen Naismith Trophy Early Season Watch List
- Preseason AP All-American Honorable Mention
- Preseason All-SEC First Team
- Karl Malone Award Preseason Watch List

### PJ Washington

- John R. Wooden Award Preseason Top 50
- NABC Division I Player of the Year Watch List
- Citizen Naismith Trophy Early Season Watch List
- Preseason All-SEC Second Team
- NBC Sports Preseason All-America Fourth Team
- Karl Malone Award Preseason Watch List

## Tracking the Cats

### Charges Drawn

Quade Green - 2

### First Sub

Nick Richards - 5  
Quade Green - 3  
Ashton Hagans - 2  
Reid Travis - 2  
EJ Montgomery - 1

### Five-Second Violations

Forced by Kentucky - 1  
Forced by Opponent - 0

### Shot-Clock Violations

Forced by Kentucky - 5  
Forced by Opponent - 0

### Tipoffs

Won by Kentucky - 4  
Won by Opponent - 2

### Traditional 3-Point Plays

Keldon Johnson - 2  
Reid Travis - 2  
Quade Green - 1  
Tyler Herro - 1  
Immanuel Quickley - 1  
PJ Washington - 1

## Clutch Free Throws

### Free-throw totals during a single-digit game with 5:00 to play or OT:

Player	FTs (Pct.)
Quade Green	4-4 (1.000)
Immanuel Quickley	2-2 (1.000)
Ashton Hagans	1-2 (.500)
Keldon Johnson	1-2 (.500)
Reid Travis	3-4 (.500)
PJ Washington	1-2 (.500)
EJ Montgomery	0-1 (.000)

**Kentucky** 12-17 (.706)

## Johnson's 27 Points Leads UK to Fifth Straight Win

Keldon Johnson had a big night for No. 10 Kentucky but was more concerned about the bottom line. Johnson scored a career-high 27 points to lead the Wildcats to a 77-62 win over Tennessee State on Friday night.

"It felt pretty good, but the main thing, we got the win," Johnson said. "I was playing aggressively and just kept attacking (the basket) and it eventually it opened up."

The Wildcats finished 4-0 in the Ohio Valley Hardwood Showcase and won their fifth straight since a season-opening loss to Duke. Kentucky concluded a span of three games in six days by notching its 48th consecutive victory over a nonconference opponent at home.

Six games into the season, Calipari said the Wildcats are a "ways away" from becoming a dominant team, especially on defense.

Johnson scored 20 points in the second half as the Wildcats pulled away. Johnson made 13 of 18 free throws and finished with seven rebounds. Reid Travis added 13 points and nine rebounds.

Donte Fitzpatrick-Dorsey led the Tigers (2-4) with 18 points, followed by Emmanuel Egbuta with 13 and Kamar McKnight with 10.

Kentucky missed its first eight 3-point attempts before Immanuel Quickley and Tyler Herro connected on back-to-back 3s to give the Wildcats a 15-14 lead. That sparked an 11-0 run.

Kentucky continued to struggle from the field in the first half and made just 9 of 27 shots. The Wildcats made 16 free throws on 20 attempts to build a 35-27 lead at the break. Only one Kentucky player -- Herro -- made more than one field-goal attempt.

Overall, Kentucky made 27 of 41 free throws.

The Wildcats had surrendered 29 3-pointers in their two previous games but limited the Tigers to just six from long range. The Wildcats, who have outrebounded their opponents by an average of 18.8 per game, dominated the glass, 37-28.

- Kentucky shot its second-worst field-goal percentage of the season (.442), ahead of only its .441 percentage vs. Duke to open the season.

- UK got to the line a season-high 41 times. It's the most trips to the line since taking 41 trips against LSU in the SEC Tournament on March 14, 2014. UK shot a season-low 65.9 percent from the charity stripe, which snapped a stretch of four straight games above .700.

- UK is now 228-38 under John Calipari against unranked competition.

- Kentucky is now 8-5 as the AP No. 10-ranked team under Calipari.

- UK improved to 238-5 (.979) under Calipari when leading by at least 10 points at any point in the game.

- Kentucky limited the Tigers to 62 points. UK is 155-7 (.957) when limiting opponents to 63 points or fewer during Calipari's tutelage.

- UK forced a season-high three shot-clock violations.

- Johnson scored a UK season-high 27 points. He made 13 free throws which is the most since De'Aaron Fox also had 13 in the NCAA

- Tournament victory over UCLA in 2017. It's the tied for the second most in a single game under Calipari's direction at UK.

## Familiar Foe in Monmouth

Kentucky will play host to Monmouth on Wednesday. It will mark the second consecutive season the two teams will match up.

UK downed the Hawks 93-76 a season ago at Madison Square Garden as a part of the CITI Hoops Classic. PJ Washington had 20 points and a career-high four blocked shots, while classmate Nick Richards added 10 playing close to nearby Elizabeth, New Jersey, where he spent his high school career.

Kentucky forced the Hawks into 15 turnovers and limited Monmouth to just 37.1 percent from the field and 34.5 percent from 3-point range.

## Keldon Johnson Named SEC Freshman of the Week

After leading the Kentucky men's basketball team to a pair of victories last week, including a career-high 27-point performance against Tennessee State, freshman Keldon Johnson was recognized as the Southeastern Conference's Freshman of the Week on Monday.

Johnson led the Wildcats in scoring at 20.0 points per game and also chipped in with 7.0 rebounds in wins over Winthrop and Tennessee State. Johnson was second on the team for the week with 14 rebounds.

The 27 points against the Tigers are the most any UK player has scored this season. Johnson got to the total behind 7-of-15 shooting from the floor and sinking 13 free throws. The 13 free throws tied for the second most of any John Calipari-coached player at UK and the most since De'Aaron Fox made the same number against UCLA in the NCAA Tournament in 2017.

The honor is the first of the season for Johnson and the first of the season for Kentucky. Kentucky has won more weekly SEC honors (90) than any other school during the Calipari era, including 72 SEC Freshman of the Week honors and 18 SEC Player of the Week awards.

## Opponents Burning UK from Deep

John Calipari-coached teams are typically among the best in the country at defending the 3-point shot.

Dating back to 2008-09 (the first season the NCAA has 3-point field-goal percentage defense statistics readily available), Calipari's last 10 teams (including his 2008-09 Memphis squad) have ranked in the top 100 in all but one season in 3-point field-goal percentage defense. Three of those have ranked in the top 10 and not a single team allowed opponents to shoot better than 32.6 percent from behind the arc.

As a matter of fact, if one factors in all of Calipari's teams at UK, Memphis and UMass, only two teams have ever allowed the opposition to shoot better than 35.0 percent for a season and 14 of his prior 26 teams limited the opposition to 32.0 percent or less.

It's been a different story this season.

Punctuated by VMI's historic 3-point display last week, a performance that included 19 3-pointers -- the most ever by a Kentucky opponent -- and 10 by Bubba Parham, opponents are making 43.4 percent of their shots against UK and making 10.3 3-point field goals per game. Kentucky's .434 3-point field-goal percentage defense ranks 346th in the country and its opponents' .417 3-point scoring percentage is 336th in the country, according to KenPom.com.

Winthrop followed the historic VMI performance with 13-pointers of its own, the third time in five games the opponent had made 12 or more from behind the arc. Tennessee State was limited to six treys, the second-lowest total on the year for a UK opponent.

In other words, it doesn't just *seem* like Kentucky's foes are making more perimeter shots than they normally do; they *are*.

The question Calipari and his staff have tried to figure out in recent days with the team is *why*? Outside the need to improve on defense, perhaps there are some other reasons.

First, it's early in the season. Six games isn't a large sample size, and if history tells us anything, the numbers will return to the median. If no other Calipari team has allowed opponents to shoot better than 32.6 percent from behind the arc, chances are that current number isn't going to sustain.

The other could be the opponents. All six of Kentucky's opponents have been 3-point-shooting-happy teams.

All six opponents UK has faced ranked in the top 100 in both 3-point field goals made per game and in 3-point field goal percentage. Sometimes a good offense just beats a good defense, and though Calipari would be the first to tell you the defense needs to get significantly better, part of the early-season perimeter struggles on defense could just be buzzard's luck in scheduling good 3-point shooting teams.

Kentucky does appear to be getting a break with Wednesday's opponent in Monmouth. The Hawks currently rank 342nd in the country in both



## 2018-19 Lead-Deficit Comparison

Opponent	Biggest Lead	Biggest Deficit	Biggest Run	Changes	Ties	Led	Trailed	Result
vs. Duke	None	37 (2nd)	7-0	0	0	0:00	39:14	L, 118-84
S. ILLINOIS	12 (2nd)	8 (1st)	9-0	5	3	17:40	19:31	W, 71-59
N. DAKOTA	38 (2nd)	4 (1st)	15-0	5	2	35:45	1:32	W, 96-58
VMI	19 (2nd)	2 (1st)	12-0	8	6	31:53	2:20	W, 92-82
WINTHROP	26 (2nd)	1 (1st)	11-0	2	0	39:22	0:21	W, 87-74
TENNESSEE ST.	20 (2nd)	6 (1st)	11-0	3	2	29:28	8:45	W, 77-62
MONMOUTH								
UNCG								
vs. Seton Hall								
UTAH								
vs. N. Carolina								
at Louisville								
at Alabama								
TEXAS A&M								
VANDERBILT								
at Georgia								
at Auburn								
MISSISSIPPI ST.								
KANSAS								
at Vanderbilt								
at Florida								
SOUTH CAROLINA								
at Mississippi St.								
LSU								
TENNESSEE								
at Missouri								
AUBURN								
ARKANSAS								
at Tennessee								
at Ole Miss								
FLORIDA								
<b>BIGGEST/MOST</b>	<b>38</b>	<b>37</b>	<b>15-0</b>	<b>8</b>	<b>6</b>	<b>39:22</b>	<b>39:14</b>	
<b>TOTALS</b>						<b>155:08</b>	<b>71:43</b>	

3-point field goals per game (4.7) and in 3-point field-goal percentage (.246).

### Cats Cleaning the Glass

Although this Kentucky team isn't quite as long in the frontcourt as some of John Calipari's more recent teams, it has rebounded the ball in dominating fashion this season - and in particular during a three-game stretch against North Dakota, VMI and Winthrop.

UK has corralled 87 offensive rebounds on the season and snared 18 or more offensive rebounds against Southern Illinois, North Dakota and VMI before grabbing seven vs. Winthrop. The Cats hauled in 14 in their most recent game against Tennessee State.

That rate has propelled the Wildcats to first in KenPom.com's rankings for offensive rebounding percentage at 46.3 percent (through games on Nov. 25). UNLV is the next closest team with a rate of 44.4 percent. The dominance on the offensive glass has enabled the Wildcats to average 15.6 second-chance points and 38.4 points in the paint during their five-game winning streak.

Kentucky is outrebounding its last five opponents by a combined 104 rebounds, an average of a plus-20.8 advantage on the glass per game. It's the best five-game stretch under Calipari. For the season, UK is plus-103. The 17.2 per game rebounding margin ranks first in the country.

Four Wildcats are averaging 5.5 rebounds or more per game, but sophomores PJ Washington and Nick Richards have led the domination.

Against Souther Illinois, Richards gobbled up a career-high 19 rebounds -- exactly what SIU totaled as a team -- to help lift Kentucky to a plus-29 margin on the boards. It proved to be a difference maker against a veteran and pesky Saluki squad that led by as many seven midway through the second half. According to Big Blue History, a comprehensive fan website, it's the first time in school history a UK player has recorded as many rebounds as the opponent.

Richards had nine boards on the offensive end -- tied for the most in the Calipari era -- and 10 on the defensive end. The 19 total boards were the most by a Wildcat since Michael Kidd-Gilchrist had 19 in a win over Louisville on Dec. 31, 2011.

Washington nearly matched Richards' feat with a career-high 18 boards in the win over VMI. Washington corralled seven offensive boards and 11 on the defensive end as UK outrebounded the Keydets by a plus-21 margin, resulting in a 23-3 advantage in second-chance points.

The two games by Washington and Richards marked the first time since the 2011-12 season that two different Wildcats have hauled in 18 or more in the same season. Kidd-Gilchrist (19 vs. Louisville) and Anthony Davis (18 vs. Chattanooga on Dec. 17, 2011) were the last tandem to turn the trick.

### Taking Advantage of Free Points

Kentucky has been increasingly impressive on the boards, but offensively one of its strengths early has been its success at the free-throw line. UK is earning 28.6 percent of its points at the charity stripe and connecting at a 74.4-percent rate. Kentucky's percentage of points at the charity stripe is ranked third in the country according to KenPom.com (through games on Nov. 25), while its percentage is 65th in the nation.

Players with at least 10 attempts on the young season are shooting a combined 73.3-percent rate, led by freshman Immanuel Quickley's 92.0 percent. Classmate Tyler Herro has not missed on any of his first eight attempts.

Kentucky's strong performance at the line isn't relegated to its success rate of makes, but also the frequency in which the Cats are getting to the line and the number of makes per game. Through six games, Kentucky is traveling to the line an average of 32.5 times a game. The Wildcats are making an average of 24.2 a game. The opposition is averaging 10.5 makes on an average of 15.2 trips a game.

John Calipari's best free-throw shooting team at Kentucky shot 72.6 percent in 2014-15. The 2013-14 squad averaged the most trips (28.7) and makes (19.5) per game under Calipari's tutelage. UK's current free-throw percentage of .744 would be the highest since the 2008-09 team shot at a 77.3-percent clip.

### Washington Becoming a 'Separator'

John Calipari has said on a number of occasions in the early season that he's searching for "separators." In other words, on a team of talented players, who is going to rise and become the catalyst?

Recent returns indicate it could be PJ Washington, who recently enjoyed one of the best stretches of his career.

After back-to-back career games -- he posted a career high for points vs. North Dakota and recorded a career high for rebounds vs. VMI -- he followed it with his second straight double-double (19 points and 11 rebounds) vs. Winthrop.



# NOTES

## CATS IN THE NBA

At the beginning of the 2018-19 season, 31 former Wildcats were on an opening-day roster, more than any other school in the country. The following listing is as of opening day.

Name	Team
Bam Adebayo	Miami Heat
Eric Bledsoe	Milwaukee Bucks
Devin Booker	Phoenix Suns
Isaiah Briscoe	Orlando Magic
Willie Cauley-Stein	Sacramento Kings
DeMarcus Cousins	Golden State Warriors
Anthony Davis	New Orleans Pelicans
Hamido Diallo	Oklahoma City Thunder
De'Aaron Fox	Sacramento Kings
Wenyen Gabriel	Sacramento Kings
Shai Gilgeous-Alexander	Los Angeles Clippers
Andrew Harrison	Memphis Grizzlies
Enes Kanter	New York Knicks
Michael Kidd-Gilchrist	Charlotte Hornets
Brandon Knight	Phoenix Suns
Kevin Knox	New York Knicks
Skal Labissiere	Sacramento Kings
Trey Lyles	Denver Nuggets
Jodie Meeks	Milwaukee Bucks
Darius Miller	New Orleans Pelicans
Malik Monk	Charlotte Hornets
Jamal Murray	Denver Nuggets
Nerlens Noel	Oklahoma City Thunder
Patrick Patterson	Oklahoma City Thunder
Alex Poythress	Atlanta Hawks
Julius Randle	New Orleans Pelicans
Rajon Rondo	Los Angeles Lakers
Karl-Anthony Towns	Minnesota Timberwolves
Tyler Ulis	Chicago Bulls
Jarred Vanderbilt	Denver Nuggets
John Wall	Washington Wizards

Several former Wildcats are among the NBA league leaders in the major statistical categories. Stats are through Nov. 25. Former UK players are in **BOLD**.

### Points Per Game

1. James Harden (Rockets) - 30.0
- 7. Anthony Davis (Pelicans) - 27.0**
- T10. Devin Booker (Suns) - 24.9**

### Rebounds Per Game

1. Andre Drummond (Pistons) - 16.1
- 7. Anthony Davis (Pelicans) - 12.6**
- 8. Karl-Anthony Towns (Timberwolves) - 12.3**
- 9. Enes Kanter (Knicks) - 12.0**

### Assists Per Game

1. Kyle Lowry (Raptors) - 10.4
- 3. John Wall (Wizards) - 8.1**
- 9. De'Aaron Fox (Kings) - 7.5**
- 11. Devin Booker (Suns) - 7.1**
- T17. Eric Bledsoe (Bucks) - 6.2**

### Blocks Per Game

1. Hassan Whiteside (Heat) - 3.00
- 3. Anthony Davis (Pelicans) - 2.69**
- T13. Karl-Anthony Towns (Timberwolves) - 1.70**

### Steals Per Game

1. Chris Paul (Rockets) - 2.32
- 6. John Wall (Wizards) - 1.89**
- T17. Anthony Davis (Pelicans) - 1.50**

### Field-Goal Percentage

1. Damontis Sabonas (Pacers) - .693
- 16. Julius Randle (Pelicans) - .555**

### Free-Throw Percentage

1. Jeff Green (Wizards) - .973
- 16. Karl-Anthony Towns (Timberwolves) - .894**
- 19. Malik Monk (Hornets) - .879**

### 3-Point Field Goals Made Per Game

1. Stephen Curry (Warriors) - 5.2
- T12. Devin Booker (Suns) - 2.6**

### Double-Doubles

1. Joel Embiid (76ers) - 20
- T4. Enes Kanter (Knicks) - 14**
- 10. Anthony Davis (Pelicans) - 12**
- T15. Karl-Anthony Towns (Timberwolves) - 10**
- T15. Julius Randle (Pelicans) - 10**

Washington began the strong play with a career-high 25 points and in just 17 minutes in the win over North Dakota. He utilized a 69.2-percent field-goal clip and made a career-best four 3-pointers, while also contributing a block, steal and an assist.

He followed that performance with a career-high 18 rebounds to go along with 19 points vs. VMI. The 18 boards are the third-most rebounds in a single game under Calipari, just two games removed from teammate Nick Richards' 19-board effort vs. Southern Illinois.

Washington averaged 21.0 points and 12.0 rebounds during this three-game stretch. Good enough to earn "separator" status from Coach Cal?

"If he will compete and battle with a high motor, like high-motor cuts, high motor going off rebounds on both ends, flying down the court, defensively coming up with steals ... yeah, he becomes that guy," Calipari said after the Winthrop win.

## Travis Embraces Energizer Role Off the Bench

Graduate transfer Reid Travis came off the bench for the first time since Stanford played Miami in the NIT championship game on April 4, 2015 during his freshman season in Sunday's win over VMI. It snapped a streak of 73 consecutive starts for UK's most experienced veteran.

But, Travis -- and John Calipari -- will be the first to tell you it's not about who starts; it's about who finishes and team victories. Kentucky came out on top by a 92-82 margin, and it was Travis who led the Wildcats in scoring with a season-high-tying 22 points.

The 22 points tied for the 10th-most points off the bench for any UK player under John Calipari and the most since Shai Gilgeous-Alexander had 24 vs. Louisville on Dec. 21, 2017.

Travis has come off the bench in three straight and is averaging 14.3 points, 6.0 rebounds and 1.0 assists per game. He is shooting at a 76.5 percent from the field and 70.8 percent from the free-throw line.

## This Land is Your Land, This Land is My Land

It took 117 seasons of basketball to do, but Kentucky has finally pulled off the rare and impressive feat of having defeated a team from all 50 states in the country.

North Dakota was the lone state from which the Wildcats had never played an opponent (nor, obviously, beaten one). UK finally had the opportunity to last week and took care of business with a 96-58 win.

North Dakota is now one of five states UK has played only once, the other four being Delaware, New Mexico, South Dakota and Vermont.

Tennessee -- not Kentucky -- is the state that UK has played more games, won more contests and dropped more matchups against than any other state because of Southeastern Conference rivals Tennessee and Vanderbilt.

## Kentucky Picked to Win 49th SEC Title

With a mix of seasoned veterans and another crop of talented newcomers, Kentucky will once again be the hunted. Of course that's the same mantra every season, but a select panel of media confirmed the standard for 2018-19 when it voted the Wildcats to win their sixth regular-season title under 10th-year head coach John Calipari.

Should Kentucky achieve the feat, it would mark the program's 49th overall regular-season title.

It's the 14th time since the 1998-99 season the Wildcats are the overall preseason favorite. Calipari has directed his teams to regular-season SEC crowns in 2010, 2012, 2015, 2016 and 2017. Kentucky has claimed the SEC Tournament title in each of the last four seasons and six in all, winning in 2010, 2011, 2015, 2016, 2017 and 2018.

Each school selected media members that cover their team and additional media from across the nation were selected by the conference office to comprise the voting panel. Points were compiled on a 14-13-12-11-10-9-8-7-6-5-4-3-2-1 basis. Each media member also voted for two All-SEC teams.

## Travis, Washington Tabbed Preseason All-SEC

In a league as talented as it's ever been, Reid Travis and PJ Washington were tabbed preseason All-Southeastern Conference picks by both the league's coaches and the league's media.

Travis and Washington were both picked to the first team by the league's coaches. Travis was tabbed a first-team selection by

## Measurables



### Top Wing Span

1. Nick Richards - 7'5"
2. PJ Washington - 7'3"
3. Reid Travis - 7'0.25"
4. EJ Montgomery - 6'11.5"
5. Keldon Johnson - 6'8.75"

### Top Vertical

1. Immanuel Quickley - 37.0"
- T2. Johnson/Richards/Washington - 36.50"
5. Ashton Hagans - 36.0"
6. Reid Travis - 35.5"

### Top Hand Width

1. Nick Richards - 10.5"
2. PJ Washington - 10.25"
3. EJ Montgomery - 10.0"
4. Ashton Hagans - 9.75"
5. Jemarl Baker Jr. - 9.25"



the media while Washington was picked for the second team. Both players, along with Keldon Johnson, received at least one vote for the preseason pick for SEC Player of the Year by the media.

Kentucky has featured at least one player on the coaches' final All-SEC First Team since the 2006-07 season.

## Cats Deliver the Knockout Punch

UK is 238-5 (.979) in the John Calipari era when leading by at least 10 points at any time in the contest.

When Kentucky failed to put away South Carolina in 2017-18 after leading by as many as 14 points in the second half, it was the first time the Wildcats let a double-digit lead wind up in a loss since losing two such games in the 2015-16 campaign.

UK also blew two double-digit leads during the 2012-13 season. Four of the five losses have been to conference opponents.

Perhaps most impressive of all is that 70.4 percent of games Calipari has coached in at Kentucky have produced 10-point leads at some point during the game for UK. The Wildcats have led by 10 points or more in a whopping 85.0 percent of Calipari's 280 career wins at Kentucky.

## Big-Game Cal, Cats

John Calipari's teams aren't just good against the best teams in the country, they're great. Not only does Kentucky have a 52-27 record (.658) vs. Associated Press Top 25 teams, UK is 5-4 when both teams are ranked in the AP top five under Calipari.

All-time, Calipari is 11-8 when both teams are ranked in the AP top five. When both teams are ranked in the AP Top 25, Calipari's all-time record is 75-50, including a 44-23 mark at Kentucky. When both are ranked in the top 10 he has a 24-16 record, including 13-9 at UK.

## Taking Care of Business

Kentucky's 52-27 record vs. opponents ranked in the Associated Press Top 25 in John Calipari's tenure is impressive, but the Wildcats' ability to beat all-comers can't be overlooked. Under Calipari, UK is 228-38 vs. unranked competition, an .857 winning percentage.

## Always Efficient

According to Ken Pomeroy's calculations on kenpom.com, UK's teams under John Calipari have consistently ranked among the most efficient teams in the country per possession.

Year	Offense (Rank)	Defense (Rank)	Overall
2019	115.0 (10)	95.3 (44)	9th
2018	115.8 (24)	95.4 (22)	17th
2017	119.1 (12)	91.4 (7)	4th

2016	120.4 (5)	98.0 (53)	6th
2015	119.3 (5)	86.5 (2)	1st
2014	117.6 (10)	96.9 (41)	11th
2013	108.8 (42)	99.1 (129)	42nd
2012	122.9 (2)	88.2 (9)	1st
2011	118.1 (7)	90.4 (15)	6th
2010	116.1 (15)	86.2 (6)	3rd

through games on Nov. 26

## Brad Calipari Plans to Redshirt for 2018-19

Junior Brad Calipari plans to redshirt for the 2018-19 season. If he doesn't play this season, he will have two seasons of eligibility remaining. He will continue to practice and travel with the team.

The two-time Southeastern Conference Academic Honor Roll member is on track to graduate in three years with a degree in communication. After that he plans to pursue graduate school.

Calipari has played in 27 career games in his first two seasons as a Wildcat and has recorded 11 points and five rebounds. He played in five of UK's six exhibition games in the preseason, totaling three points, three rebounds and two assists in 40 minutes. He played eight minutes vs. Transylvania but did not appear in the final tune-up against Indiana University of Pennsylvania.

## Baker Listed as Day-to-Day

Redshirt freshman guard Jemarl Baker is listed as day-to-day with swelling in his left knee. He has not appeared in a game this season.

Baker, a sharpshooting guard out of Menifee, California, missed all of last season after undergoing knee surgery. He returned to full action over the summer but has been withheld from game action, including the Bahamas, because of a few instances of swelling. He recently returned to practice.

He averaged 17.1 points, 4.1 assists and 3.5 rebounds as a senior at Eleanor Roosevelt High School.

## Hold Them to 55 Points and 40 Percent from the Field

Defense has always been a recipe for success for the Wildcats under John Calipari. The special ingredient: 55 points. UK is a perfect 64-0 under Calipari when holding the opponent to 55 points or fewer. The Wildcats are 155-7 (.957) under Calipari when limiting the opponent to 63 points or less. Kentucky's 61-59 loss to Tennessee in 2017-18 snapped a 60-game winning streak when holding the opponent to 63 or less.

Kentucky has also fared well when it keeps its opponents to less than a 40-percent field-goal clip from the floor. UK is 165-15 (.917) against opponents under Calipari when its field-goal percentage is 40 percent or lower.

## UK's Record vs. AP Ranked Opponents and as an AP Ranked Opponent Under Cal

Kentucky (RK)	Opponent Rank																									RV	NR	TOTAL	
	1	2	3	4	5	6	7	8	9	10	11	12	13	14	15	16	17	18	19	20	21	22	23	24	25				
1	-	0-1	0-1	1-0	2-0	2-0	-	2-0	1-0	-	0-1	-	-	-	-	2-0	1-0	1-0	-	1-0	3-0	1-0	-	-	-	6-2	46-2	69-7	
2	-	-	-	0-1	1-0	0-1	-	-	-	-	-	1-0	1-0	-	1-0	-	1-0	-	0-1	-	-	-	-	-	-	-	4-0	23-0	32-3
3	-	-	-	1-0	-	-	-	-	0-1	-	-	1-0	-	-	-	-	-	-	-	0-1	-	-	-	-	-	-	1-0	17-0	20-2
4	-	0-1	-	-	-	-	-	-	-	-	-	-	-	1-0	-	-	-	-	-	-	-	-	-	-	-	1-0	1-0	6-2	9-3
5	-	-	-	-	-	0-1	-	-	-	1-0	-	-	-	-	-	-	-	-	-	-	-	-	-	-	1-0	-	-	8-0	10-1
6	-	-	-	-	-	-	1-0	1-0	-	0-1	-	-	-	-	-	-	-	-	1-0	-	-	-	-	-	-	1-0	-	6-0	10-1
7	-	-	-	0-1	-	-	-	-	-	-	-	-	-	-	-	-	-	-	-	-	-	-	-	-	-	-	-	2-1	2-2
8	-	-	-	-	-	-	-	-	-	-	-	-	1-0	-	-	-	-	-	-	-	-	-	-	-	0-1	-	2-3	11-0	14-4
9	-	-	-	-	-	-	-	-	-	-	-	-	-	-	-	-	-	-	-	-	-	-	-	-	-	-	-	3-1	3-1
10	-	-	-	-	-	-	-	-	-	-	-	-	-	0-1	-	-	-	-	-	-	-	-	-	-	-	0-3	8-1	8-5	
11	1-0	-	-	-	-	-	1-0	-	0-1	-	-	-	1-0	-	-	-	0-1	-	-	-	-	2-0	-	-	-	-	-	6-1	11-3
12	-	-	-	-	-	-	-	-	-	-	-	-	-	-	-	1-0	-	-	-	-	-	-	-	-	-	1-0	1-1	3-1	3-1
13	-	-	-	-	-	-	-	-	-	-	-	-	-	-	-	-	-	-	-	-	-	-	-	-	-	-	-	6-1	6-1
14	-	-	0-1	-	-	-	-	-	-	-	-	-	-	-	-	-	-	-	-	-	-	-	-	-	-	1-1	7-1	8-3	
15	-	-	-	-	-	-	-	-	-	-	-	1-0	-	-	-	-	-	-	-	-	-	-	-	-	-	1-0	3-0	5-0	
16	-	-	-	-	-	-	-	-	-	-	-	-	-	-	-	1-0	-	-	-	-	-	-	-	-	-	1-0	4-1	6-1	
17	-	-	-	-	-	-	-	-	-	-	-	-	-	-	-	-	-	-	-	-	-	-	1-1	-	-	-	3-2	4-3	
18	-	-	-	-	-	-	-	-	-	-	-	-	-	-	-	-	-	-	-	-	-	0-1	-	-	-	-	3-2	4-2	7-4
19	-	-	-	1-0	-	-	-	-	-	-	-	-	-	-	-	-	-	-	-	-	-	-	-	-	-	-	1-0	2-0	
20	-	-	-	0-1	-	-	-	-	-	-	-	-	-	-	-	-	-	-	-	-	1-0	-	-	-	-	-	3-1	4-2	
21	-	-	-	-	-	-	-	-	-	-	-	-	-	-	-	-	-	-	-	-	-	-	-	-	-	1-0	2-1	3-1	
22	-	-	-	-	-	-	-	-	-	-	-	1-0	-	-	-	-	-	-	-	-	-	-	-	-	-	1-0	5-1	7-1	
23	-	-	-	-	-	-	-	-	-	-	-	-	-	-	-	-	-	-	-	-	-	-	-	-	0-1	3-0	3-1		
24	-	-	-	-	-	-	-	-	-	-	-	-	-	0-1	-	-	-	-	-	-	-	-	-	-	-	-	0-1	0-2	
25	0-1	-	-	-	-	-	0-1	-	-	-	-	-	-	-	-	-	-	-	-	-	-	-	-	-	-	1-1	1-3		
RV	0-1	1-0	-	-	1-0	-	2-0	-	-	0-1	-	1-0	1-0	-	-	-	0-1	-	-	-	-	-	-	-	-	-	-	6-3	
NR	-	-	-	0-1	-	-	-	-	-	-	1-0	-	-	-	-	1-0	-	-	-	-	-	-	-	-	-	-	-	2-1	
TOTAL	1-2	1-2	0-2	3-4	4-1	2-1	4-1	3-0	1-2	1-2	1-1	4-0	5-0	1-1	1-1	4-0	3-0	1-2	1-1	1-1	4-0	3-0	1-2	1-1	1-0	Total	255-59		
																										Total	52-27		





# NOTES

## Points Per Possession

Game	Off. PPP	Def. PPP
vs. Duke	1.02	1.44
SOUTHERN ILLINOIS	1.04	0.87
NORTH DAKOTA	1.35	0.82
VMI	1.31	1.17
WINTHROP	1.10	0.94
TENNESSEE STATE	1.07	0.86
MONMOUTH		
UNC GREENSBOR		
vs. Seton Hall		
UTAH		
vs. North Carolina		
at Louisville		
at Alabama		
TEXAS A&M		
VANDERBILT		
at Georgia		
at Auburn		
MISSISSIPPI STATE		
KANSAS		
at Vanderbilt		
at Florida		
SOUTH CAROLINA		
at Mississippi State		
LSU		
TENNESSEE		
at Missouri		
AUBURN		
ARKANSAS		
at Tennessee		
at Ole Miss		
FLORIDA		

## Overall

UK offensive high - 1.35 vs. NORTH DAKOTA  
 UK offensive low - 1.02 vs. Duke  
 Kentucky SEC offensive high -  
 Kentucky SEC offensive low -  
 Kentucky postseason high -  
 Kentucky postseason low -  
 Opponent offensive high - 1.44 vs. Duke  
 Opponent offensive low - 0.82 vs. N. DAKOTA  
 Opponent SEC offensive high -  
 Opponent SEC offensive low -  
 Opponent postseason high -  
 Opponent postseason low -

## UK Started Season No. 2 in Polls

With what appears to be a dangerous blend of talent, unusual (for Kentucky) experience and the momentum of a powerful preseason showing in the Bahamas, UK began the 2018-19 season ranked No. 2 in both the Associated Press Top 25 and the USA Today Coaches Poll. It is the sixth time under John Calipari the Wildcats began the year ranked among the top three in both polls.

Kansas was the only team voted ahead of the Wildcats in both polls. UK picked up 19 of the possible 65-first place votes in the AP Top 25 and 12 of the 32 votes in the Coaches Poll. Kentucky just missed out on the No. 1 ranking in the Coaches Poll with 761 points. Kansas received 771.

It's the ninth time in 10 seasons the Wildcats began the season ranked among the nation's top five to begin the season.

The AP Top 25 and the Coaches Poll aren't the only preseason rankings that are showing confidence in the Wildcats. The Blue Ribbon College Basketball Yearbook and Andy Katz of NCAA.com tabbed UK No. 1 in their preseason rankings.

Seven Kentucky opponents -- three of which UK will play twice -- began the 2018-19 season ranked in the AP Top 25, including four top-10 opponents in Kansas (1), Duke (4), Tennessee (6) and North Carolina (8). Four more teams were just outside the top 25 and received votes.

In the Coaches Poll, six opponents are ranked, four are in the top 10 and six others received votes.

Showcasing the league's strength, fellow SEC members Tennessee (6), Auburn (11), Mississippi State (18) and LSU (23) were ranked among the AP Top 25 to start the season. Additionally, Florida, Alabama and Missouri earned votes.

## Keep a Watchful Eye on These Cats

Stocked full of some of the nation's top talent, a handful of Wildcats are on a number of national preseason watch lists:

- Tyler Herro - Jerry West Award (Naismith Memorial Basketball Hall of Fame's best shooting guard)
- Keldon Johnson - John R. Wooden Award (Los Angeles Athletic Club National Player of the Year), Citizen Naismith Trophy (Atlanta Tipoff Club NPOY), Julius Erving Award (HOF's best small forward)
- Nick Richards - Kareem Abdul-Jabbar Award (HOF's best center)
- PJ Washington - National Association of Basketball Coaches Division I Player of the Year, John R. Wooden Award, Citizen Naismith Trophy, Karl Malone Award (HOF's best power forward)
- Reid Travis - NABC Division I Player of the Year, John R. Wooden Award, Citizen Naismith Trophy, Karl Malone Award (HOF's best power forward)

## Kentucky Signs Allen, Maxey

The first two dominoes of what expects to be another stellar Kentucky recruiting class fell this week with the official commitments of highly coveted prospects Tyrese Maxey and Dontaie Allen.

Both signed national letters of intent during the fall signing period and will be eligible to play for Kentucky starting with the 2019-20 season.

Maxey is a consensus top-10 player and a five-star prospect. Allen was a fast-riser in the recruiting rankings this summer and is a four-star prospect.

In every season in the Calipari era, the Wildcats have signed a top-three recruiting class according to the Recruiting Services Consensus Index, which tallies major recruiting rankings and plugs them into a formula to calculate a consensus ranking.

UK can only comment on prospective student-athletes who have signed official paperwork to play at Kentucky.

- Allen - At 6-foot-6, 200 pounds, Allen is a wing player by definition because of his ability to play both the guard and forward positions. His ability to shoot and handle the ball bodes well for where the game is trending towards, but he'll also pose matchup problems for smaller defenders because of his athleticism and size. He dominated the Kentucky high school scene during his junior season, averaging 31.8 points and 11.4 rebounds for Pendleton. He shot 59.1 percent from the floor and 39.6 percent from 3-point range. He's ranked as high as No. 54 by Rivals. He's the

first player from the state of Kentucky to sign a national letter of intent with UK since Dominique Hawkins and Derek Willis, who were both part of the class of 2013 (current freshman Zan Payne joined the team as a walk-on in the spring and did not sign an NLI)

- Maxey - A combo guard out of Garland, Texas, Maxey is a gifted scorer. He averaged 22.5 points, 7.0 rebounds, 3.1 assists and 2.3 steals per game last season while leading South Garland High School to the state semifinals. He was one of the leading scorers on the Nike summer circuit this past season. At 6-foot-4, 185 pounds, Maxey can play both guard positions because of his ability to put the ball in the basket, but he projects as a lead guard at the next level. Maxey is ranked as high as No. 7 overall by ESPN and No. 9 by Rivals. 247 Sports tabs him as the 10th-best overall player in his class. Perhaps his crowning prep achievement to this point was leading USA Basketball to a gold medal at the 2018 FIBA Americas Championship. With Maxey's contributions, Team USA posted a 6-0 record in St. Catharines, Canada. Maxey averaged 8.8 points and 2.0 rebounds during the run

## Forever Young

When PJ Washington, Quade Green and Nick Richards, three key pieces on the 2017-18 Southeastern Conference Tournament championship team, decided to return for their sophomore seasons, it marked a big boost in returning talent.

The trio accounted for 2,224 minutes, 905 points, 434 rebounds, 157 assists and 64 blocks a season ago. They combined for 80 starts in 2017-18. That's a lot by the John Calipari era standard.

As a matter of fact, throw in the returning reserves Brad Calipari and Jonny David and UK returns its highest percentage of minutes (33.1 percent), points (32.0 percent) and rebounds (30.6) since the 2014-15 team that went 38-1 and advanced to the Final Four. And that's not even factoring in a graduate transfer (Reid Travis) with more than 100 career starts.

But, to call this team experienced would be inaccurate -- at least according to Ken Pomeroy's experience rankings.

A year after checking in with the least amount of experience in the history of the KenPom.com rankings, UK is near the bottom once again.

Through the first six games of the season, Kentucky ranks 352 out of 353 teams in terms of experience with an average age of 0.64 years. It's the least experienced Power 5 team in the country, according to KenPom.

And according to one NCAA survey, UK is one of just 16 schools with one or fewer scholarship players that are seniors or graduate transfers. That same survey revealed that Kentucky is tied nationally for the second-most players who are sophomores or younger on scholarship.

Having said all that, it does rank as one of Calipari's most experienced teams at Kentucky, and that's important. Every team but one in the Calipari era has made the NCAA Tournament, but Calipari's best teams have always combined young talent with a few returning pieces.

The 2009-10 squad with John Wall and DeMarcus Cousins had veteran Patrick Patterson. The 2010-11 Final Four team had DeAndre Liggins and Josh Harrellson. The 2011-12 national championship team boasted three key returners in Terrence Jones, Doron Lamb and Darius Miller. The 2013-14 national runner-up squad featured Alex Poythress and Willie Cauley-Stein. And then the 2014-15 team that nearly ran the table had both Poythress and Cauley-Stein back again in addition to Andrew and Aaron Harrison and Dakari Johnson.

## Big Blue Bahamas Provided Cats Headstart

Kentucky's four-game performance in the Bahamas for its foreign exhibition tour did nothing to temper expectations and hype for this team's dangerous mix of young talent and experience. In fact, it may have heightened the ceiling of expectations.

Playing against professional teams from Argentina, the Bahamas, Canada and Serbia -- teams John Calipari predicted would knock off UK at least once or twice -- the Wildcats rolled in all four with an average margin of 29.0 points per game.

UK shot 49.8 percent from the floor, outrebounded its oppo-





nents by an average of 12.5 boards per game, dished out 17.0 assists per contest and committed just 11.3 turnovers, largely with a new team.

Five Wildcats averaged double figures, led by freshman Tyler Herro with 17.3 per game. PJ Washington averaged 14.5 points and 7.5 rebounds, and Reid Travis averaged a double-double with 10.8 points and 10.3 rebounds per game. And those were just the headliners.

Keldon Johnson averaged 13.3 points per game; Nick Richards looked dominant at times, Quade Green was on fire after a slow start; Immanuel Quickley posted 18 assists with just two turnovers; and Ashton Hagans was a defensive difference maker.

The NCAA allows teams to take a foreign exhibition tour every four seasons. The last Calipari team to utilize the window was the 2014-15 team that experienced similar success in the Bahamas. That group went 5-1, propelling it to 38 straight wins in the regular season, a Southeastern Conference championship and a Final Four berth.

## Kentucky's Schedule as Good as it Gets

Kentucky's schedule is always among the toughest in the country but this season's might be the best of the John Calipari era.

UK faced the likes of Duke (Nov. 6) in Indianapolis in the State Farm Champions Classic, and will face North Carolina (Dec. 22) in Chicago in the CBS Sports Classic and Kansas (Jan. 26) in Rupp Arena as a part of the SEC/Big 12 Challenge. Plus there's the annual rivalry game at Louisville (Dec. 29) in the Derby City, Seton Hall (Dec. 8) in Madison Square Garden in the Citi Hoops Classic and Utah (Dec. 15) in Rupp Arena.

And that's just the nonconference slate.

The Southeastern Conference featured eight teams in the NCAA Tournament a season ago. UK will play three of those teams twice.

The Wildcats will face 16 teams that played in the postseason in 2018, including 12 in the NCAA Tournament. UK's competition combined to go 526-356 (.596) last season.

Thirteen teams finished the 2017-18 season with an RPI in the top 50 and seven ended the season in one of the major two polls.

Kentucky's nonconference schedule will see the Wildcats play in premier venues such as the United Center in Chicago (vs. UNC), Bankers Life Fieldhouse in Indianapolis (vs. Duke) and Madison Square Garden in New York (vs. Seton Hall), plus a difficult road game at Louisville.

Five of UK's nonconference opponents played in the NCAA Tournament last season. According to a survey among NCAA schools, that's tied for the third most in the country.

Seven Kentucky opponents entered the 2018-19 season ranked in the Associated Press Top 25, including four top-10 opponents in Kansas (1), Duke (4), Tennessee (6) and North Carolina (8). Four more teams sit just outside the top 25 and received votes.

## S-E-C! S-E-C! S-E-C!

Kentucky has the unquestionable reputation as the league's gold standard. Since the SEC's inception in 1932-33, the Wildcats have been the most dominant team in the league, recording a 982-278 mark (.779) in regular-season conference play. Only two other teams have won more than 700 regular-season SEC games (Alabama and Tennessee), and no other team has a better winning percentage.

- Kentucky has averaged 11.6 wins and only 3.3 losses per season in 85 seasons in the SEC
- UK has won 48 SEC titles and 31 SEC Tournament championships
- The Wildcats have won 16 of the last 26 SEC Tournament titles
- Kentucky has won at least a share of five of the last nine SEC regular-season championships under head coach John Calipari
- UK has played in the championship game of the SEC Tournament in eight of Calipari's nine seasons, winning the tournament six times, including each of the last four
- The SEC won the Big 12/SEC Challenge for the first time with a 6-4 margin in 2018
- Eight teams made the 2018 NCAA Tournament field, the second most of any league in the country and a new conference record. The league went 8-8
- Four teams are ranked in the Nov. 26 Associated Press Top 25, including three in the top 10. Three more are receiving votes

## Bounce Back

The Wildcats don't lose very often during the John Calipari era, but when they do, they almost always bounce back. UK improved to 45-12 under Calipari following a loss with a win over Southern Illinois on Nov. 9.

The Wildcats have only lost back-to-back games 12 times during the Calipari era with three of those losses having come during a four-game losing streak from Feb. 3-14, 2018. That was the first four-game losing streak under Calipari.

Previously, the last time UK lost four games in a row was in February 2009, when the Wildcats dropped four straight games to end the regular season. It's the first time Calipari had lost four straight since the end of the 2004-05 season at Memphis.

## Historic 3-Point Streak Over

Kentucky's historic streak of consecutive made 3-pointers came to an end in 2017-18.

UK entered the 2018 NCAA Tournament having made a least one 3-pointer in a nation-leading 1,047 straight games. With an 0-for-6 performance from behind the arc in a 78-73 opening-round win over Davidson, the historic streak came to an end.

The Wildcats had hit at least one 3-pointer for nearly 30 consecutive years dating back to Nov. 28, 1988, vs. California. Previously, UK's last game without a 3 came against Seton Hall on Nov. 26, 1988. UK was 807-240 during the streak.

Since the inception of the 3-pointer beginning in the 1986-87 season, UK's win over Davidson marked the first time in program history the team won a game without making at least one 3-pointer.

Kentucky passed UNLV for the nation's longest active streak of consecutive games with a made 3-pointer in its final game of 2015-16. UNLV's streak is still active.

## UK Leads Nation with 31 Players on NBA Rosters

Every year the numbers gets bigger and wilder, but the bottom line remains the same: No school can match the Kentucky men's basketball team's ability to develop players and put them in the NBA.

A whopping 31 players on NBA opening-day rosters (including two-way, inactive and suspension lists) played and finished their college basketball careers at the University of Kentucky, the nation's most prolific NBA player-producing program in the country. UK's 31 players were once again the most of any college basketball program, beating the next-closest school (Duke with 25) by six players.

Of the 31 players in the NBA to start the 2018-19 season, 6.3 percent played and finished their college basketball careers at UK. There are actually fewer teams without a Wildcat (11) than there are NBA teams featuring Wildcats (19).

Kentucky's NBA dominance was best represented in Sacramento, Denver, New Orleans and Oklahoma City, where a combined 13 Wildcats now play at the highest level of the game. Former UK stars Willie Cauley-Stein, De'Aaron Fox, Wenyen Gabriel and Skal Labissiere call Sacramento their home; Trey Lyles, Jamal Murray and Jarred Vanderbilt play for Denver; Anthony Davis, Darius Miller and Julius Randle are in New Orleans; and Hamidou Diallo, Nerlens Noel and Patrick Patterson suit up for OKC.

Three other franchises – the Milwaukee Bucks (Eric Bledsoe, Jodie Meeks) the Charlotte Hornets (Michael Kidd-Gilchrist, Malik Monk) and the New York Knicks (Enes Kanter, Kevin Knox) – opened the season with at least two Wildcats apiece.

Of the 31 Wildcats on an opening-day NBA roster, head coach John Calipari has coached 29 of them. With Tyreke Evans (Indianapolis Pacers) and Derrick Rose (Minnesota Timberwolves), who played for Calipari at Memphis, Calipari has coached 31 players on 2018-19 opening-day rosters.

Using figures compiled by basketball-reference.com and spotrac.com, Calipari-coached players only (which includes Rose and Evans but not Meeks or Rondo) have amassed nearly \$1.9 billion in career NBA contracts (\$1.87 billion). In the nine seasons Calipari has been the head coach at Kentucky, his players have totaled more than \$1.5 billion in NBA contracts.

In just the 2018-19 season alone, UK players are slated to make almost \$190 million. Cali-

## 2018-19 Lineup Comparison

A breakdown of Kentucky's most used lineups, including a breakdown of each lineup's +/- statistics:

Most Frequent Lineups	Total Minutes	Points For	Points Against	+/-	+/- per 40 min.
Johnson, Herro, Washington, Quickley, Montgomery	15:39	41	27	+14	+35.78
Johnson, Herro, Travis, Richards, Quickley	15:37	31	37	-6	-15.37
Johnson, Herro, Washington, Richards, Quickley	13:31	29	22	+7	+20.72
Hagans, Johnson, Washington, Green, Montgomery	13:04	30	25	+5	+15.31
Johnson, Herro, Travis, Washington, Quickley	12:41	27	26	+1	+3.15
Johnson, Travis, Washington, Green, Quickley	10:24	19	3	+16	+61.54
Johnson, Herro, Travis, Quickley, Montgomery	10:17	28	16	+12	+46.68
Hagans, Johnson, Herro, Travis, Washington	8:57	15	25	-10	-44.69
Herro, Washington, Green, Quickley, Montgomery	7:42	23	5	+18	+93.51
Herro, Travis, Washington, Green, Quickley	7:08	18	16	+2	+11.21



# NOTES

pari-coached players only (which includes Rose and Evans but not Meeks or Rondo) will make nearly \$195 million.

Among the noteworthy performances of the season so far:

- Fox not only posted his first career triple-double on Nov. 1, he became the youngest player in league history to record 30 or more points, 15 or more assists, and 10 or rebounds in a game. He joined LeBron James as the only players in NBA history to record 30-point triple-doubles before their 21st birthday
- Devin Booker hit the game-winning shot at the buzzer vs. the Memphis Grizzlies on Nov. 4
- Kanter became the first Knick since 1970-71 to record 20 points and 20 rebounds off the bench with his 23-point, 24-rebound effort vs. the Bulls on Nov. 5
- Murray just missed out on becoming the eighth former Calipari player to score 50 or more points in a game with a career-high 48 points vs. the Celtics on Nov. 5
- Randle recorded a triple-double vs. the San Antonio Spurs on Nov. 19. In the process, he became just the fourth player in NBA history to record a triple-double in 25 minutes or less
- Davis reached 10,000 points on Nov. 21, becoming the eighth-youngest player to reach the milestone
- Kanter recorded his fourth career 20-20 game as a Knick on Nov. 25. He's one of eight players to have done it four times with the Knicks

## **Four Drafted in 2018; Five Make NBA Rosters**

Kentucky's aforementioned presence in the NBA was bolstered by yet another strong NBA Draft. Four players -- Hamidou Diallo (45th), Shai Gilgeous-Alexander (11th), Kevin Knox (ninth) and Jarrod Vanderbilt (41st) were all selected in the 2018 NBA Draft.

Wenyen Gabriel went undrafted but proved himself worthy of a chance with a team with a great summer of workouts and NBA Summer League showing. Ultimately the Sacramento Kings signed him to a two-way deal.

In nine seasons with John Calipari at the helm, Kentucky has churned out three No. 1 selections, 26 first-rounders, 19 lottery picks and 35 total players in the NBA Draft. The 35 draft picks are nearly twice as many as the next school (Duke). With another surge of first-round picks, Kentucky has more first-round selections (36) than any other school in the NBA lottery era (since 1985).

## **Davis Inducted into UK Athletics Hall of Fame**

Anthony Davis was inducted into the UK Athletics Hall of Fame as a member of the 2017 class in September.

Davis led UK to the 2012 national championship with one of the most dominating seasons by a freshman in college basketball history. A winner of virtually every major national award, Davis was tabbed, among others: National Player of the Year, NCAA Final Four Most Outstanding Player, NCAA Consensus First Team All-American, National Freshman of the Year, Southeastern Conference Player of the Year, SEC Defensive Player of the Year and SEC Freshman of the Year.

The 2011-12 Wildcat guided UK to a 38-2 record and an SEC regular-season championship while shattering the single-season school record for blocks in a season with 186, which ranks as the fourth in NCAA history.

Davis was selected No. 1 overall in the 2012 NBA Draft and is now in his seventh season in the league. He's a five-time NBA All-Star, a three-time All-NBA First Team member, the 2017 NBA All-Star MVP and a 2012 Olympic gold medalist.

## **Best in the Bluegrass**

Kentucky has been dominant against teams in the state under John Calipari. UK is 16-2 against in-state foes with Calipari at the helm.

The mark also includes a 9-2 mark vs. Louisville. Two of the victories over the Cardinals came in postseason play. UK had its four-game winning streak snapped in 2016-17 but has won all five meetings played in Rupp Arena, including a 29-point blowout in 2017-18, the third-biggest margin of victory in the history of the series. Louisville's two wins have come by a combined six points.

Here's a list of the meetings between the state's two premier programs since Calipari took over at UK:

- Jan. 2, 2010 - UK won 71-62 at Rupp Arena
- Dec. 31, 2010 - UK won 78-63 at KFC YUM! Center
- Dec. 31, 2011 - UK won 69-62 at Rupp Arena
- March 31, 2012 - UK won 69-61 at the Superdome (NCAA Final Four in New Orleans)
- Dec. 29, 2012 - Louisville won 80-77 at KFC YUM! Center
- Dec. 28, 2013 - UK won 73-66 at Rupp Arena
- March 28, 2014 - UK won 74-69 at Lucas Oil Stadium (NCAA Sweet 16 in Indianapolis)
- Dec. 27, 2014 - UK won 58-50 at KFC YUM! Center
- Dec. 26, 2015 - UK won 75-73 at Rupp Arena
- Dec. 21, 2016 - Louisville won 73-70 at KFC YUM! Center
- Dec. 29, 2017 - UK won 90-61 at Rupp Arena

## **Success Rate**

The Wildcats received an NCAA award in the spring of 2018 for placing in the top 10

percent of all men's basketball teams in the country in the NCAA's annual Academic Progress Rate. UK scored a perfect 1,000.

It's the fourth straight year the men's basketball team received the award and the fifth time since 2009.

The APR provides a real-time look at a team's academic success by the progress of each student-athlete on scholarship. The APR measures academic eligibility, retention and graduation. The scores are a four-year composite, covering the 2013-14 through 2016-17 school years.

Every Division I sports team across the nation calculates its APR each academic year, similar to a report card. Scholarship student-athletes each semester earn one point for remaining eligible and one point for staying in school or graduating.

UK has received a perfect 1,000 mark in each of the last five single-year APR rates. The NCAA cut score to compete in the 2017-18 postseason is a 930 four-year APR. Teams scoring below 930 can face consequences intended to direct additional focus on academics. Those penalties can include practice restrictions and playing-season reductions.

## **Kentucky to Remain in Champions Classic through 2022**

The State Farm Champions Classic, perhaps the signature annual event of the college basketball regular season, will continue through 2022 with Kentucky a part of it.

The Champions Classic, a neutral-site doubleheader featuring UK, Duke, Kansas and Michigan State, has added three more years to the current series, which was played in Indianapolis this season and New York next year. The additional three years will bring the event back to Chicago in 2020, New York in 2021 and Indianapolis in 2022.

UK, which played Duke this season at Bankers Life Fieldhouse in Indianapolis to tip off the season, will get Michigan State in 2019, Kansas in 2020, Duke in 2021 and Michigan State in 2022.

The event has been one of the most-watched collegiate events since its inception in 2011 with millions of fans tuning in every year. The series, which pits four programs that have a combined 18 national championships, 56 Final Four appearances and four Naismith Memorial Basketball Hall of Fame coaches, has been tightly bunched. Duke leads the pack with a 5-3 record, UK and Kansas are tied at 4-4, and Michigan State trails with a 3-5 mark.

Kentucky is also still a part of the CBS Sports Classic, which is currently under contract through 2019. UK will play North Carolina on Dec. 22 in Chicago as a part of that series and Ohio State on Dec. 21, 2019, in Las Vegas.



# KENTUCKY BY THE NUMBERS

Date	Opponent	Result	Points	Rebounds	Blocks	Steals	Assists
N.6	#4/3 Duke <sup>1</sup>	L, 118-84	Johnson - 23	Herro - 9	Herro - 2 <sup>^</sup>	Johnson - 1	Herro - 5
N.9	<b>SOUTHERN ILLINOIS</b>	W, 71-59	Two tied - 15	Richards - 19 <sup>^</sup>	Richards - 3 <sup>^</sup>	Quickley - 2	Two tied - 3
N.14	<b>NORTH DAKOTA</b> <sup>2</sup>	W, 96-59	Washington - 25 <sup>^</sup>	Johnson - 10 <sup>^</sup>	Two tied - 2 <sup>^</sup>	Herro - 5 <sup>^</sup>	Green - 5 <sup>^</sup>
N.18	<b>VMI</b> <sup>2</sup>	W, 92-82	Travis - 22	Washington - 18 <sup>^</sup>	Montgomery - 3 <sup>^</sup>	Two tied - 2 <sup>^</sup>	Hagans - 4 <sup>^</sup>
N.21	<b>WINTHROP</b> <sup>2</sup>	W, 87-74	Washington - 19 <sup>^</sup>	Washington - 11 <sup>^</sup>	Two tied - 2 <sup>^</sup>	Washington - 3 <sup>^</sup>	Herro - 7 <sup>^</sup>
N.23	<b>TENNESSEE STATE</b> <sup>2</sup>	W, 77-62	Johnson - 27 <sup>^</sup>	Travis - 9 <sup>^</sup>	Two tied - 2 <sup>^</sup>	Washington - 2 <sup>^</sup>	Green - 4 <sup>^</sup>
N.28	<b>MONMOUTH</b>						
D.1	<b>UNC GREENSBORO</b>						
D.8	Seton Hall <sup>3</sup>						
D.15	<b>UTAH</b>						
D.22	North Carolina <sup>4</sup>						
D.29	at Louisville						
J. 5	at Alabama*						
J. 8	<b>TEXAS A&amp;M</b> *						
J. 12	<b>VANDERBILT</b> *						
J. 15	at Georgia*						
J. 19	at Auburn*						
J. 22	<b>MISSISSIPPI STATE</b> *						
J. 26	<b>KANSAS</b> <sup>5</sup>						
J. 29	at Vanderbilt*						
F. 2	at Florida*						
F. 5	<b>SOUTH CAROLINA</b> *						
F. 9	at Mississippi State*						
F. 12	<b>LSU</b> *						
F. 16	<b>TENNESSEE</b> *						
F. 19	at Missouri*						
F. 23	<b>AUBURN</b> *						
F. 26	<b>ARKANSAS</b> *						
M. 2	at Tennessee*						
M. 5	at Ole Miss*						
M. 9	<b>FLORIDA</b> *						

	Times Led	Times Led	Times Led	Times Led	Times Led
	Johnson - 3	Washington - 2	Montgomery - 4	Washington - 2	Green - 3
	Washington - 2	Herro - 1	Richards - 3	Green - 1	Hagans - 2
	Quickley - 1	Johnson - 1	Herro - 1	Hagans - 1	Herro - 2
	Travis - 1	Richards - 1	Travis - 1	Herro - 1	
		Travis - 1		Johnson - 1	
				Quickley - 1	

All games in **BOLD CAPS**; \*SEC game, ^ game high  
 1 - Champions Classic (Bankers Life Fieldhouse | Indianapolis)  
 2 - Ohio Valley Hardwood Showcase (Rupp Arena)  
 3 - CITI Sports Classic (Madison Square Garden | New York)  
 4 - CBS Sports Classic (United Center | Chicago)  
 5 - SEC/BIG 12 Challenge (Rupp Arena)

## Comparing the Calipari Era

A look at the statistics throughout the John Calipari era following six games ...

Year	FG%	Opp. FG%	3-Pt. FG%	FT%	RPG	Assists	TOs.	Blocks	Steals	Points	PPG	Record
2018-19	.487	.458	.3330	.744	41.2	86	91	33	36	507	84.5	5-1
2017-18	.479	.380	.384	.627	41.7	93	96	35	36	441	73.5	5-1
2016-17	.490	.382	.307	.709	41.8	116	73	44	48	554	92.3	6-0
2015-16	.499	.391	.291	.676	41.0	85	75	35	47	483	80.5	6-0
2014-15	.481	.279	.325	.673	45.8	107	72	60	49	495	82.5	6-0
2013-14	.473	.363	.305	.670	48.0	80	70	43	30	516	86.0	5-1
2012-13	.535	.403	.430	.667	34.0	99	70	43	38	476	79.3	4-2
2011-12	.514	.313	.411	.685	43.7	98	79	62	50	505	84.2	6-0
2010-11	.476	.391	.412	.615	41.2	79	71	46	36	475	79.2	5-1
2009-10	.514	.360	.367	.669	43.0	90	112	51	37	487	81.2	6-0





# MISCELLANEOUS STATS

## Team Leaders

NO.	NAME	GAME LEADERS					GAMES WITH							
		PTS.	REBS.	BLKS.	ASSTS.	STLS.	10+ PTS	20+ PTS	10+REBS	3+ASSTS	3+BLKS	3+STLS	3+3s	DOUBLE-DOUBLE
0	Quade Green	- (3)	- (1)	-	3 (10)	1 (5)	3 (20)	- (1)	-	4 (21)	-	1 (1)	1 (5)	-
2	Ashton Hagans	-	-	-	2 (2)	1 (1)	-	-	3 (3)	-	-	-	-	
3	Keldon Johnson	3 (3)	1 (1)	-	-	1 (1)	5 (5)	2 (2)	1 (1)	-	-	-	1 (1)	
4	Nick Richards	- (1)	1 (9)	3 (15)	-	-	1 (8)	- (1)	1 (2)	-	1 (5)	-	- (1)	
5	Immanuel Quickley	1 (1)	-	-	-	1 (1)	2 (2)	-	2 (2)	-	-	-	-	
10	Jonny David	-	-	-	-	-	-	-	-	-	-	-	-	
12	Brad Calipari	-	-	- (1)	-	-	-	-	-	-	-	-	-	
13	Jemarl Baker	-	-	-	-	-	-	-	-	-	-	-	-	
14	Tyler Herro	-	1 (1)	1 (1)	2 (2)	1 (1)	3 (3)	-	3 (3)	-	1 (1)	1 (1)	-	
21	Zan Payne	-	-	-	-	-	-	-	-	-	-	-	-	
22	Reid Travis*	1 (37)	1 (50)	1 (12)	- (3)	- (15)	4 (73)	2 (30)	- (31)	- (5)	- (5)	- (1)	- (26)	
23	EJ Montgomery	-	-	4 (4)	-	-	1 (1)	-	-	1 (1)	-	-	-	
25	PJ Washington	2 (8)	2 (9)	- (11)	- (3)	2 (12)	3 (26)	1 (3)	2 (5)	2 (10)	- (2)	1 (4)	1 (1)	

Career total in (parentheses); \*Includes Stanford career

### Starting Lineups

Guard	Guard	G/F	Forward	Forward	Games	W-L
Quickley	Herro	Johnson	Washington	Travis	2	2-0
Quickley	Herro	Johnson	Washington	Richards	2	2-0
Quickley	Herro	Johnson	Washington	Montgomery	1	1-0
Hagans	Herro	Johnson	Washington	Travis	1	0-1

Starter	Games Started	Wins	Losses
Hagans	1	0	1
Herro	6	5	1
Johnson	6	5	1
Montgomery	1	1	0
Quickley	5	5	0
Richards	2	2	0
Travis	3	2	1
Washington	6	5	1

### Streaks

Overall	Won 5
Unranked AP teams anywhere	Won 5
Ranked AP teams anywhere	Lost 1
Home	Won 8
Home AP ranked teams	Lost 1
Home AP unranked teams	Won 10
Home SEC	Won 3
Home nonconference	Won 12
Home AP ranked SEC	Lost 1
Home AP unranked SEC	Won 5
Home AP ranked nonconference	Lost 1
Home AP unranked nonconference	Won 48
Road	Lost 1
Road AP ranked teams	Lost 1
Road AP unranked teams	Lost 1
Road SEC	Lost 1
Road nonconference	Won 1
Road AP ranked SEC	Lost 3
Road AP unranked SEC	Lost 1
Road AP ranked nonconference	Won 1
Road AP unranked nonconference	Lost 4
Neutral	Lost 2
Neutral AP ranked teams	Lost 1
Neutral AP unranked teams	Lost 1

### Win-Loss Margins

Margin	Games Won	Games Lost
1	1	0
2	0	1
3	0	1
4	0	1
5	0	1
6	0	1
7	0	1
8	0	1
9	0	1
10	1	0
11	0	1
12	1	0
13	1	0
14	0	1
15	1	0
16	0	1
17	0	1
18	0	1
19	0	1
20	0	1
21	0	1
22	0	1
23	0	1
24	0	1
25+	1	1

### Active Consecutive Made Starts

PJ Washington	12
Tyler Herro	6
Keldon Johnson	6
Immanuel Quickley	5
Nick Richards	2

### Active Consecutive Made Free Throws

Quade Green	12
Immanuel Quickley	12
Tyler Herro	8
Nick Richards	4
Jonny David	2
Reid Travis	1

### Active Consecutive Games with a 3-Pointer

Tyler Herro	4
Quade Green	3
Immanuel Quickley	2

### Dunk Tracker

Player	Dunks in 2018-19	Dunks in Career
Nick Richards	6	34
PJ Washington	5	45
EJ Montgomery	5	5
Keldon Johnson	4	4
Tyler Herro	2	2
Reid Travis	1	1 (UK only)

### Fast Facts

Shooting Percentage	.487
Avg. Assists Per Game	14.3
Points Off Turnovers	20.0
Second-Chance Points	14.3
Points in the Paint	39.3
Fast Break Points	13.0
Bench Points	27.8
Points Per Possession	1.151
Avg. Time of Possession	16.0

### How UK Scored Its First Points

Player	Dunk/Layup	Jumper	3PT	FT
Herro	1	0	0	0
Johnson	2	0	1	0
Quickley	0	0	0	1
Washington	1	0	0	0

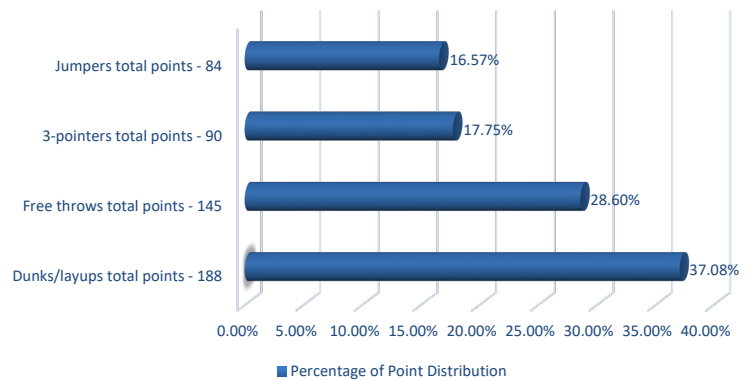
### Kentucky's Record When

KENTUCKY RECORD	ALL	SEC
Leading at halftime:	5-0	0-0
Tied at the half:	0-0	0-0
Trailing at halftime:	0-1	0-0
Shoot > 50%:	2-0	0-0
Shoot < 50%:	3-1	0-0
Shoot higher % than opp.:	5-0	0-0
Shoot lower % than opp.:	0-1	0-0
Opp. shoot worse than 50%:	5-0	0-0
Opp. shoot 50% or higher:	0-1	0-0
Score less than 60 points:	0-0	0-0
Score 60-69 points:	0-0	0-0
Score 70-79 points:	2-0	0-0
Score 80-89 points:	1-1	0-0
Score 90-99 points:	2-0	0-0
Score 100+ points:	0-0	0-0
Opp. score less than 60 pts.:	2-0	0-0
Opp. score 60-69 pts.:	1-0	0-0
Opp. score 70-79 pts.:	1-0	0-0
Opp. score 80-89 points:	1-0	0-0
Opp. score 90-99 points:	0-0	0-0
Opp. score 100+ points:	0-1	0-0
Outrebounded opponent:	5-0	0-0
Outrebounded by opponent:	0-1	0-0
Equal number of rebounds:	0-0	0-0
Fewer turnovers than opp.:	3-0	0-0
Same turnovers as opp.:	1-0	0-0
More turnovers than opp.:	1-1	0-0
Make 8 or more 3-pointers:	0-0	0-0
Make 7 or fewer 3-pointers:	5-1	0-0
Games decided by 5 or fewer:	0-0	0-0
Overtime games:	0-0	0-0

KENTUCKY RECORD	ALL	SEC
On CBS:	0-0	0-0
On ESPN/ESPN2/ESPNU:	0-1	0-0
On Fox Sports1:	0-0	0-0
On SEC Network/(+):	5-0	0-0
On FSN:	0-0	0-0
vs. SEC at Home:	0-0	0-0
vs. SEC on Road:	0-0	0-0
Games vs. AP ranked opp.:	0-1	0-0
Games following a loss:	1-0	0-0
Games following a win:	4-0	0-0
More points in the paint:	4-0	0-0
Fewer/Same points in the paint:	1-1	0-0
More bench points than opp.:	3-0	0-0
Fewer or same bench pts.:	2-1	0-0
More 2nd-chance points:	4-0	0-0
Fewer or same 2nd chance pts.:	1-1	0-0
More or same points off TOs:	3-0	0-0
Fewer points off TOs:	2-1	0-0
On Monday:	0-0	0-0
On Tuesday:	0-1	0-0
On Wednesday:	2-0	0-0
On Thursday:	0-0	0-0
On Friday:	2-0	0-0
On Saturday:	0-0	0-0
On Sunday:	1-0	0-0
In November:	5-1	0-0
In December:	0-0	0-0
In January:	0-0	0-0
In February:	0-0	0-0
In March:	0-0	0-0
In April:	0-0	0-0

### How the Cats are Scoring

#### Percentage of Point Distribution



## INDIVIDUALS

### SCORING

**Scored 25 points:** Keldon Johnson (27) vs. Tennessee State, 11/23/18

**Scored 30 points:** Shai Gilgeous-Alexander (30) vs. Vanderbilt, 1/30/18

**Scored 35 points:** De'Aaron Fox (39) vs. UCLA, 3/24/17

**Scored 40 points:** Malik Monk (47) vs. North Carolina, 12/17/16

**Scored 45 points:** Malik Monk (47) vs. North Carolina, 12/17/16

**Scored 50 points:** Jodie Meeks (54) at Tennessee, 1/13/09

**Two players had 20 points:** Keldon Johnson (23), Reid Travis (22), vs. Duke, 11/6/18

**Three players had 20 points:** DeMarcus Cousins (27)/John Wall (21)/Patrick Patterson (20) vs. Sam Houston State, 11/19/09

**Two players had 30 points:** Patrick Patterson (33) and Jodie Meeks (32) vs. Tennessee State, 12/22/08

**Scored 20 points in two straight games:** Kevin Knox (3) 2/20/18 - 2/28/18

**Scored 20 points in three straight games:** Kevin Knox (3) 2/20/18 - 2/28/18

**Scored 20 points in four straight games:** Malik Monk (4) 11/23/16 - 12/3/16

**Scored 20 points in five straight games:** Jamal Murray (12) 2/2/16 - 3/12/16

**Scored 20 points in six straight games:** Jamal Murray (12) 2/2/16 - 3/12/16

**Scored 20 points in seven straight games:** Jamal Murray (12) 2/2/16 - 3/12/16

**Scored 20 points in eight straight games:** Jamal Murray (12) 2/2/16 - 3/12/16

**Scored 20 points in nine straight games:** Jamal Murray (12) 2/2/16 - 3/12/16

**Scored 20 points in 10 straight games:** Jamal Murray (12) 2/2/16 - 3/12/16

**Scored 20 points in 11 straight games:** Jamal Murray (12) 2/2/16 - 3/12/16

**Scored 20 points in 12 straight games:** Jamal Murray (12) 2/2/16 - 3/12/16

**Scored 20 points in 15 straight games:** Dan Issel (18) 12/1/69 - 2/7/70

**Scored 25 points in three straight games:** Tayshaun Prince (3) 3/11/01-3/17/01

**Scored 30 points in two straight games:** Jodie Meeks vs. Appalachian State (46) 12/20/08; vs. Tennessee State (32) 12/22/08

**Scored 30 points in three straight games:** Dan Issel (6) 2/14/70 - 3/2/70

**Scored in double figures in 10 straight games:** Shai Gilgeous-Alexander (10) 2/20/18-3/22/18

**Scored in double figures in 15 straight games:** Malik Monk (30) 11/11/16-2/28/17

**Scored in double figures in 20 straight games:** Malik Monk (30) 11/11/16-2/28/17

**Scored in double figures in 25 straight games:** Malik Monk (30) 11/11/16-2/28/17

**Scored in double figures in 30 straight games:** Malik Monk (30) 11/11/16-2/28/17

**Scored in double figures in 33 straight games:** Jamal Murray (34) 11/17/15 - 3/19/16

**Scored in double figures in 34 straight games:** Jamal Murray (34) 11/17/15 - 3/19/16

**Scored in double figures in 35 straight games:** Kenny Walker (36) 11/14/85 - 3/22/86

**Five players scored in double figures:** PJ Washington (19), Tyler Herro (15), Keldon Johnson (13), Quade Green (11), Nick Richards vs. Winthrop, 11/21/18

**Six players scored in double figures:** Kevin Knox (21), Shai Gilgeous-Alexander (14), Quade Green (12), PJ Washington (12), Hamidou Diallo (11), Jarred Vanderbilt (11) vs. Missouri, 2/24/18

**Seven players scored in double figures:** Randolph Morris (17), Kelenna Azubuike (15), Patrick Sparks (14), Chuck Hayes (12), Rajon Rondo (11), Ravi Moss (10) and Ramel Bradley (10) vs. Mississippi State 2/19/05,

**Four players with 15 or more points:** Kevin Knox (22), Quade Green (18), Shai Gilgeous-Alexander (17), Wenyen Gabriel (15) vs. Ole Miss, 2/28/18

### DOUBLE-DOUBLES

**Double-double:** PJ Washington (19 points, 11 rebounds) vs. Winthrop, 11/21/18

**Triple-double:** Isaiah Briscoe (19 points, 11 rebounds, 10 assists) at Ole Miss, 12/29/16

**20-10 (rebs) game:** Nick Richards (25 points, 15 rebounds) vs. Fort Wayne, 11/22/17

**20-10 (assts) game:** De'Aaron Fox (24 points, 10 assists) vs. North Carolina, 12/17/16

**20-15 game:** Nick Richards (25 points, 15 rebounds) vs. Fort Wayne, 11/22/17

**30-10 game:** Tayshaun Prince (33 points, 11 rebounds) vs. Tennessee State, 12/22/98

**Back-to-back 20-10 games:** Julius Randle (3) 11/8/13 - 11/10/13

**Three straight 20-10 games:** Julius Randle (3) 11/8/13 - 11/12/13

**Double-double in points and rebs.:** PJ Washington (19 points, 11 rebounds) vs. Winthrop, 11/21/18

**Double-double in points and assists:** Isaiah Briscoe (19 points, 10 assists) at Ole Miss, 12/29/16

**Double-double in points and blocks:** Never

**Double-double in points and steals:** Never

**Double-double in two consecutive games:** PJ Washington (19 p, 18 r) vs. VMI, 11/18/18; (19 p, 11 r) vs. Winthrop, 11/21/18

**Double-double in three consecutive games:** - Julius Randle (19 p, 15 r) vs. Kansas State, 3/21/14; (13 p, 10 r), vs. Wichita State, 3/23/14; (15 p, 12 r), vs. Louisville, 3/28/14; (16 p, 11 r), vs. Michigan, 3/30/14

**Double-double in four consecutive games:** Julius Randle (19 p, 15 r) vs. Kansas State, 3/21/14; (13 p, 10 r), vs. Wichita State, 3/23/14; (15 p, 12 r), vs. Louisville, 3/28/14; (16 p, 11 r), vs. Michigan, 3/30/14

**Double-double in five consecutive games:** Julius Randle (14 p, 10 r) at Arkansas, (2/27/14); (10 p, 15 r) at South Carolina (3/1/14); (12 p, 11 r) vs. Alabama, (3/4/14); (16 p, 10 r) at Florida, (3/8/14); (17 p, 16 r) vs. LSU, (3/14/14); (12 p, 11 r) vs. Georgia, (3/15/14)

**Double-double in six consecutive games:** Julius Randle (14 p, 10 r) at Arkansas, (2/27/14); (10 p, 15 r) at South Carolina (3/1/14); (12 p, 11 r) vs. Alabama, (3/4/14); (16 p, 10 r) at Florida, (3/8/14); (17 p, 16 r) vs. LSU, (3/14/14); (12 p, 11 r) vs. Georgia, (3/15/14)

**Double-double in seven consecutive games:** Julius Randle (7) 11/18/13-11/27/13

**Double-double in 10 consecutive games:** Jim Andrews, 1972-73 season

**Two players record double-doubles:** De'Aaron Fox (16 points, 11 assists), Wenyen Gabriel (10 points, 10 rebounds) vs. Cleveland State, 11/23/16

**Three players record double-doubles:** DeMarcus Cousins (19 pts, 14 rebs)/Patrick Patterson (19 pts, 10 rebs)/John Wall (18 pts, 10 rebs) at Mississippi State, 2/16/10

**Four players record double-doubles:** Jack Givens (30 pts, 13 rebs)/Kyle Macy (16 pts, 10 assts)/Mike Phillips (22 pts, 18 rebs)/Rick Robey (23 pts, 13 rebs) vs. Southern Methodist, 11/26/77

**Five players record double-doubles:** Never

### FIELD GOALS

**Made 12 FG in a game:** Shai Gilgeous-Alexander (12) vs. Vanderbilt, 1/30/18

**Made 15 FG in a game:** Malik Monk (18) vs. North Carolina, 12/17/16

**Made 16 FG in a game:** Malik Monk (18) vs. North Carolina, 12/17/16

**Made 17 FG in a game:** Malik Monk (18) vs. North Carolina, 12/17/16

**Made 18 FG in a game:** Malik Monk (18) vs. North Carolina, 12/17/16

**Made 19 FG in a game:** Dan Issel (19) vs. Alabama, 2/23/70

**Made 20 FG in a game:** Dan Issel (23) vs. Ole Miss, 2/7/70

**Made 21 FG in a game:** Dan Issel (23) vs. Ole Miss, 2/7/70

**Made 22 FG in a game:** Dan Issel (23) vs. Ole Miss, 2/7/70

**Made 23 FG in a game:** Dan Issel (23) vs. Ole Miss, 2/7/70

**Attempted 17 FG in a game:** Kevin Knox (18) at Arkansas, 2/20/18

**Attempted 18 FG in a game:** Kevin Knox (18) at Arkansas, 2/20/18

**Attempted 19 FG in a game:** Shai Gilgeous-Alexander (19) vs. Vanderbilt, 1/30/18

**Attempted 20 FG in a game:** De'Aaron Fox (20) vs. UCLA, 3/24/17

**Attempted 25 FG in a game:** Malik Monk (28) vs. North Carolina, 12/17/16

### 3-POINTERS

**Made 5 3-pointers in a game:** Wenyen Gabriel (7) vs. Alabama, 3/10/18

**Made 6 3-pointers in a game:** Wenyen Gabriel (7) vs. Alabama, 3/10/18

**Made 7 3-pointers in a game:** Wenyen Gabriel (7) vs. Alabama, 3/10/18

**Made 8 3-pointers in a game:** Malik Monk (8) vs. North Carolina, 12/17/16

**Made 9 3-pointers in a game:** Jodie Meeks (10) at Tennessee, 1/13/09

**Made 10 3-pointers in a game:** Jodie Meeks (10) at Tennessee, 1/13/09

**Made 11 3-pointers in a game:** Never

**Attempted 10 3-pointers in a game:** Malik Monk (11) vs. Georgia, 1/31/17

**Attempted 15 3-pointers in a game:** Jodie Meeks (15) at Tennessee, 1/13/09

**Attempted 16 3-pointers in a game:** Derrick Miller (16) vs. LSU 2/15/90

**Attempted 17 3-pointers in a game:** Derrick Miller (19) vs. Kansas 12/6/89

**Attempted 18 3-pointers in a game:** Derrick Miller (19) vs. Kansas 12/6/89

**Attempted 19 3-pointers in a game:** Derrick Miller (19) vs. Kansas 12/6/89

**Made a 3-pointer in 10 straight games:** Kevin Knox (10), 2/10/18-3/11/18

**Made a 3-pointer in 15 straight games:** Jamal Murray (36), 11/13/15 - 3/19/16, Derek Willis (17), 1/12/16 - 3/17/16

**Made a 3-pointer in 20 straight games:** Jamal Murray (36), 11/13/15 - 3/19/16

**Made a 3-pointer in 30 straight games:** Jamal Murray (36), 11/13/15 - 3/19/16

**Made two 3-pointers in 10 straight games:** Kevin Knox (11), 2/10/16 - 3/11/18

**Made three 3-pointers in 10 straight games:** Gerald Fitch (20) 1/14/03 - 3/23/03

**Made three 3-pointers in 15 straight games:** Gerald Fitch (20) 1/14/03 - 3/23/03

**Made three 3-pointers in 20 straight games:** Gerald Fitch (20) 1/14/03 - 3/23/03

**Made three 3-pointers in 25 straight games:** Keith Bogans (29) 3/14/02 - 2/26/03

### FREE THROWS

**Made 8 FT in a game:** Keldon Johnson (13), vs. Tennessee State, 11/23/18

**Made 9 FT in a game:** Keldon Johnson (13), vs. Tennessee State, 11/23/18

**Made 10 FT in a game:** Keldon Johnson (13), vs. Tennessee State, 11/23/18

**Made 11 FT in a game:** Keldon Johnson (13), vs. Tennessee State, 11/23/18

**Made 12 FT in a game:** Keldon Johnson (13), vs. Tennessee State, 11/23/18

**Made 13 FT in a game:** Keldon Johnson (13), vs. Tennessee State, 11/23/18

**Made 14 FT in a game:** Tyler Ulis (14) at Arkansas, 1/21/16

**Made 15 FT in a game:** Rodrick Rhodes (16) vs. Ole Miss 1/18/95

**Made 16 FT in a game:** Rodrick Rhodes (16) vs. Ole Miss 1/18/95

**Made 17 FT in a game:** Dwight Anderson (18) vs. Mississippi State 2/12/79

**Made 18 FT in a game:** Dwight Anderson (18) vs. Mississippi State 2/12/79

**Attempted 10 FT in a game:** Keldon Johnson (18), vs. Tennessee State, 11/23/18

**Attempted 15 FT in a game:** Keldon Johnson (18), vs. Tennessee State, 11/23/18

**Attempted 20 FT in a game:** PJ Washington (20) vs. Kansas State, 3/22/18

### REBOUNDS

**15 Rebs:** PJ Washington (18) vs. VMI, 11/18/18

**16 Rebs:** PJ Washington (18) vs. VMI, 11/18/18

**17 Rebs:** PJ Washington (18) vs. VMI, 11/18/18

**18 Rebs:** PJ Washington (18) vs. VMI, 11/18/18

**19 Rebs:** Nick Richards (19) vs. Southern Illinois, 11/9/18

**20 Rebs:** Jared Prickett (20) vs. Arkansas 2/9/94

**25 Rebs:** Mike Phillips (28) vs. Tennessee 1/10/76

**30 Rebs:** Cotton Nash (30) vs. Ole Miss 2/8/64

**34 Rebs:** Bob Burrow (34) vs. Temple 12/10/55

**10+ Rebs in three consecutive games:** Julius Randle (4)



# THE LAST TIME ...

3/21/14 - 3/30/14

**10+ Rebs in four consecutive games:** Julius Randle (4) 3/21/14 - 3/30/14

**10+ Rebs in five consecutive games:** Julius Randle (10) 2/12/14 - 3/15/14

**10+ Rebs in six consecutive games:** Julius Randle (10) 2/12/14 - 3/15/14

**10+ Rebs in seven consecutive games:** Julius Randle (10) 2/12/14 - 3/15/14

**10+ rebs in eight consecutive games:** Julius Randle (10) 2/12/14 - 3/15/14

**10+ rebs in nine consecutive games:** Julius Randle (10) 2/12/14 - 3/15/14

**10+ rebs in 10 consecutive games:** Julius Randle (10) 2/12/14 - 3/15/14

**Two players had 10 rebounds:** Hamidou Diallo (10) and Wenyen Gabriel (10) vs. Georgia, 12/31/17

**Three players had 10 rebounds:** Michael Kidd-Gilchrist (19), Terrence Jones (11), Anthony Davis (10) vs. Louisville, 12/31/11

## ASSISTS

**6 assists:** Tyler Herro (7) vs. Winthrop, 11/21/18

**7 assists:** Tyler Herro (7) vs. Winthrop, 11/21/18

**8 assists:** Shai Gilgeous-Alexander (8) Quade Green (8) vs. Alabama, 3/10/18

**9 assists:** Shai Gilgeous-Alexander (9) vs. Georgia, 3/9/18

**10 assists:** Shai Gilgeous-Alexander (10) vs. Ole Miss, 2/28/18

**11 assists:** Isaiah Briscoe (11) at Ole Miss, 12/29/16

**12 assists:** De'Aaron Fox (12) vs. Stephen F. Austin, 11/11/16

**13 assists:** Tyler Ulis (14) vs. LSU, 3/5/16

**14 assists:** Tyler Ulis (14) vs. LSU, 3/5/16

**15 assists:** John Wall (16) vs. Hartford, 12/29/09

**16 assists:** John Wall (16) vs. Hartford, 12/29/09

**5+ assists in four consecutive games:** De'Aaron Fox (6) 11/15/16 - 12/3/16

**8+ assists in two consecutive games:** Shai Gilgeous-Alexander (2) 3/9/18 - 3/10/18

## BLOCKS

**4 blocks:** PJ Washington (4) vs. Monmouth, 12/9/17

**5 blocks:** Skal Labissiere (6) vs. Stony Brook, 3/17/16

**6 blocks:** Skal Labissiere (6) vs. Stony Brook, 3/17/16

**7 blocks:** Karl-Anthony Towns (7) vs. Vanderbilt, 1/20/15

**8 blocks:** Willie Cauley-Stein (9) vs. Boise State, 12/10/13

**9 blocks:** Willie Cauley-Stein (9) vs. Boise State, 12/10/13

**10 blocks:** Nerlens Noel (12) at Ole Miss, 1/29/13

**11 blocks:** Nerlens Noel (12) at Ole Miss, 1/29/13

**12 blocks:** Nerlens Noel (12) at Ole Miss, 1/29/13

## STEALS

**4 steals:** Tyler Herro (5) vs. North Dakota, 11/14/18

**5 steals:** Tyler Herro (5) vs. North Dakota, 11/14/18

**6 steals:** Tyler Ulis (6) vs. Ole Miss, 1/2/16

**7 steals:** Rajon Rondo (8) vs. Mississippi State, 2/19/05

**8 steals:** Rajon Rondo (8) vs. Mississippi State, 2/19/05

## MINUTES

**Played every minute:** PJ Washington (40) vs. Kansas State, 3/22/18

**Played 40+ minutes:** Kevin Knox (40) vs. Vanderbilt, 1/30/18

**Played more than 50 minutes:** Patrick Patterson (50) vs. Vanderbilt, 1/12/08

## FOULS

**Fouled out:** Nick Richards vs. North Dakota, 11/14/18

**Two players fouled out:** Jarred Vanderbilt, Wenyen Gabriel, at Texas A&M, 2/10/18

**Three players fouled out:** Hamidou Diallo, Wenyen Gabriel, Nick Richards at South Carolina, 1/16/18

**Four players fouled out:** Skal Labissiere, Marcus Lee, Alex Poythress, Derek Willis at Kansas, 1/30/16

**Technical foul:** Nick Richards, vs. Tennessee State, 11/14/18

## TEAM

### WINS/LOSSES

**Won 10 straight games:** 14, 2/7/17 - 3/24/17

**Won 20 straight games:** 38, 11/14/14 - 3/28/15

**Won 30 straight games:** 38, 11/14/14 - 3/28/15

**Lost consecutive games:** 4, 2/3/18 - 2/14/18

**Lost three straight games:** 4, 2/3/18 - 2/14/18

**Lost four straight games:** 4, 2/3/18 - 2/14/18

**Lost five straight games:** 5, 12/23/89 - 1/6/90

**Lost 10 straight games:** Never

## STARTS

**Started four freshmen:** EJ Montgomery, Keldon Johnson, Immanuel Quickley, Tyler Herro vs. VMI, 11/18/18

**Started five freshmen:** Hamidou Diallo, Shai Gilgeous-Alexander, Kevin Knox, Nick Richards, PJ Washington vs. Kansas State, 3/22/18

## SCORING

**Scored 90 or more points:** 92 vs. VMI, 11/18/18 (W, 92-82)

**Scored 90 or more points (SEC game):** 96 vs. Ole Miss, 2/28/18 (W, 96-78)

**Scored 100 or more points:** 107 vs. UIC, 11/26/17 (W, 107-73)

**Scored 100 or more points (SEC game):** 100 vs. Texas A&M, 1/3/17 (W, 100-58)

**Scored 110 or more points:** 115 vs. Arizona State, 11/28/16 (W, 115-69)

**Scored 110 or more points (SEC game):** 110 vs. Auburn, 2/21/15 (W, 110-75)

**Scored 120 or more points:** 120 vs. Vanderbilt, 2/7/96 (W, 120-81)

**Scored 120 or more points (SEC game):** 120 vs. Vanderbilt, 2/7/96 (W, 120-81)

**Scored 130 or more points:** 143 vs. Georgia, 2/27/56 (W, 143-66)

**Scored 140 or more points:** 143 vs. Georgia, 2/27/56 (W, 143-66)

**Scored 150 or more points:** Never

**Scored less than 50 points:** 48 vs. Vanderbilt, 3/15/13 (L, 64-48)

**Scored 100 points in two consecutive games:** vs. Cleveland State (11/23/16), vs. UT Martin (11/25/16), vs. Arizona State (11/28/16)

**Scored 100 Points in three consecutive games:** vs. Cleveland State (11/23/16), vs. UT Martin (11/25/16), vs. Arizona State (11/28/16)

**Scored 100 points in consecutive SEC games:** 2/27/56-3/3/56

## OPPONENT SCORING

**Allowed 90 or more points:** 118 vs. Duke, 11/6/18 (L, 118-84)

**Allowed 90 or more points (SEC game):** 90 by Georgia, 3/4/09 (L, 90-85)

**Allowed 100 or more points:** 118 vs. Duke, 11/6/18 (L, 118-84)

**Allowed 100 or more points (SEC game):** 101 by Arkansas, 2/10/93 (L, 101-94)

**Allowed less than 50 points:** 49 vs. Georgia, 3/9/18 (W, 62-49)

**Allowed less than 50 points (SEC game):** 48 vs. Georgia, 2/9/16 (W, 82-48)

## SHOOTING PERCENTAGES

**Shot 70% from the field:** .722 vs. Mississippi St., 2/15/86

**Shot 65% from the field:** .667 vs. UIC, 11/26/17

**Shot 30% or less from the field:** .281 at Texas A&M (1/10/15)

**Allowed 50% shooting:** .544 vs. Duke, 11/6/18

**Allowed 60% shooting:** .640 by Florida, 3/4/07

**Allowed 30% or less shooting:** .283 by Georgia, 3/9/18 (62-49)

**Allowed 20% or less shooting:** .197 by Montana State, 11/23/14 (12-61)

**Held opponent to zero 3-pointers:** at Auburn, 1/19/13 (0-15)

## FREE THROWS

**Shot 90% or better from FT line:** 90.0 (9-10) vs. Wisconsin (4/4/15)

**Shot 100% from FT Line:** 11-11 vs. Florida, 2/7/12

**Shot 50% or less from FT line:** .471 (8-17) at Texas A&M, 2/10/18

**Attempted 40 FT:** vs. Tennessee State (41), 11/23/18

**Attempted five or less FT:** vs. South Carolina (4) 1/21/06

**Made 30 FT:** 30 vs. Auburn, 3/14/15 (30-35)

## 3-POINTERS

**Hit 0 3-pointers:** 0 vs. Davidson, 3/15/18 (0-6)

**Hit 10 3-pointers:** 12 vs. Alabama, 3/10/18 (12-18)

**Hit 11 3-pointers:** 12 vs. Alabama, 3/10/18 (12-18)

**Hit 12 3-pointers:** 12 vs. Alabama, 3/10/18 (12-18)

**Hit 13 3-pointers:** 13 vs. Texas A&M, 1/3/17 (13-25)

**Hit 14 3-pointers:** 15 vs. Georgia, 3/1/12 (15-27)

**Hit 15 3-pointers:** 15 vs. Georgia, 3/1/12 (15-27)

**Hit 16 3-pointers:** 16 vs. UNC-Asheville, 12/23/96 (16-33)

**Hit 17 3-pointers:** 20 vs. LSU, 3/4/95 (20-35)

**Hit 18 3-pointers:** 20 vs. LSU, 3/4/95 (20-35)

**Hit 19 3-pointers:** 20 vs. LSU, 3/4/95 (20-35)

**Hit 20 3-pointers:** 20 vs. LSU, 3/4/95 (20-35)

**Hit 21 3-pointers:** 21 vs. North Carolina, 12/27/89 (21-48)

**Hit 22 3-pointers:** Never

## SCORING MARGINS

**Won game by 50 points or more:** 58 vs. Montana State (W, 86-28) 11/23/14

**Won game by 60 points or more:** 62 vs. Vanderbilt (W, 106-44) 3/5/03

**Won game by 70 points or more:** 74 vs. Tennessee-Martin (W, 124-50) 11/26/94

**Lost game by 30 points or more:** 34 vs. Duke (L, 118-84) 11/6/18

**Lost game by 40 points or more:** 41 at Vanderbilt (L, 93-52) 2/12/08

**Lost game by 50 points or more:** 55 at Kansas (L, 150-95) 12/9/89

**Lost game by 60 points or more:** 70 vs. Central (L, 87-17) 1/28/1910

**Lost game by 70 points or more:** 70 vs. Central (L, 87-17) 1/28/1910

**Game decided by one point:** vs. Texas A&M, 1/9/18 (W, 74-73)

**Game decided by two points:** vs. Tennessee, 2/3/18 (L, 61-59)

**Game decided by three points:** vs. Kansas State, 3/22/18 (L, 61-58)

**Two consecutive games decided by one point:** vs. North Carolina (W, 73-72) 12/3/11 and at Indiana (L, 73-72) 12/10/11

**Three consecutive games decided by one point:** Never

**Two consecutive games decided by two points:** at Ole Miss (L, 71-69) 2/1/11 and Florida (L, 70-68) 2/5/11

**Came back from 10-point deficit for win:** W, 87-72 at Arkansas (2/20/18); Trailed by 11 at 11-0 (17:71 in 1st)

**Came back from 11-point deficit for win:** W, 87-72 at Arkansas (2/20/18); Trailed by 11 at 11-0 (17:71 in 1st)

**Came back from 12-point deficit for win:** W, 83-81 (OT) vs. Vanderbilt (1/30/18); Trailed by 14 at 45-31 (15:23 in 2nd)

**Came back from 13-point deficit for win:** W, 83-81 (OT) vs. Vanderbilt (1/30/18); Trailed by 14 at 45-31 (15:23 in 2nd)

**Came back from 14-point deficit for win:** W, 83-81 (OT) vs. Vanderbilt (1/30/18); Trailed by 14 at 45-31 (15:23 in 2nd)

**Came back from 15-point deficit for win:** W, 83-76 at West Virginia (1/27/18); Trailed by 17 at 40-23 (18:57 in 2nd)

**Came back from 16-point deficit for win:** W, 83-76 at West Virginia (1/27/18); Trailed by 17 at 40-23 (18:57 in 2nd)

**Came back from 17-point deficit for win:** W, 83-76 at West Virginia (1/27/18); Trailed by 17 at 40-23 (18:57 in 2nd)

**Came back from 18-point deficit for win:** W, 73-67 vs. Vanderbilt (2/28/17); Trailed by 19 at 25-6 (8:03 in 1st)

**Came back from 19-point deficit for win:** W, 73-67 vs. Vanderbilt (2/28/17); Trailed by 19 at 25-6 (8:03 in 1st)

**Came back from 20-point deficit for win:** W, 82-79 at Vanderbilt (2/22/97); Trailed by 22 at 40-18 (3:51 in 1st)

**Came back from 30-point deficit for win:** W, 99-95 at LSU (2/15/94); Trailed by 31 at 68-37 (15:34 in 2nd)

**Came back from 31-point deficit for win:** W, 99-95 at LSU (2/15/94); Trailed by 31 at 68-37 (15:34 in 2nd)

## REBOUNDS

**Pulled down 50 rebounds:** 53 (15-38) vs. Troy, 11/20/17

**Pulled down 55 rebounds:** 59 (20-39) vs. Arizona State, 11/28/16

**Pulled down 60 rebounds:** 62 (19-43) vs. Morehead State, 12/16/96

## OVERTIME GAMES

**Played an overtime game:** vs. Vanderbilt, 1/30/18 (W, 83-81 OT)

**Won an overtime game:** vs. Vanderbilt, 1/30/18 (W, 83-81 OT)

**Played an SEC overtime game:** vs. Vanderbilt, 1/30/18 (W, 83-81 OT)

**Won an SEC overtime game:** vs. Vanderbilt, 1/30/18 (W, 83-81 OT)

**Lost an overtime game:** at Texas A&M, 2/20/16 (L, 79-77 OT)

**Lost an SEC overtime game:** at Texas A&M, 2/20/16 (L, 79-77 OT)

**Played an overtime game in SEC Tournament:** vs. Texas A&M, 3/13/16 (W, 82-77 OT)

**Won an overtime game in SEC Tournament:** vs. Texas A&M, 3/13/16 (W, 82-77 OT)

**Played two overtimes:** at Texas A&M, 1/10/15 (W, 70-64 2ot)

**Played three overtimes:** vs. Temple 12/7/57 (W, 85-83)

**Played four overtimes:** Never played four overtime game

**Played consecutive games that went to overtime:** 1/6/15 vs. Ole Miss (W, 89-86) and 1/10/15 at Texas A&M (70-64)





# RUPP ARENA

## Year-by-Year Records

Season	W-L	Percentage
2018-19	5-0	1.000
2017-18	16-2	.889
2016-17	15-2	.882
2015-16	17-0	1.000
2014-15	19-0	1.000
2013-14	16-2	.889
2012-13	16-2	.889
2011-12	18-0	1.000
2010-11	15-0	1.000
2009-10	18-0	1.000
2008-09	12-6	.667
2007-08	14-4	.778
2006-07	14-2	.875
2005-06	10-5	.667
2004-05	14-1	.933
2003-04	11-2	.846
2002-03	12-1	.923
2001-02	12-3	.800
2000-01	11-1	.917
1999-2000	14-0	1.000
1998-99	12-1	.923
1997-98	9-3	.750
1996-97	12-1	.923
1995-96	13-0	1.000
1994-95	12-1	.923
1993-94	13-1	.929
1992-93	16-0	1.000
1991-92	15-2	.882
1990-91	13-0	1.000
1989-90	13-2	.867
1988-89	8-6	.571
1987-88	14-2	.875
1986-87	13-2	.867
1985-86	18-0	1.000
1984-85	11-3	.786
1983-84	16-0	1.000
1982-83	14-1	.933
1981-82	15-1	.938
1980-81	15-0	1.000
1979-80	12-3	.800
1978-79	11-4	.733
1977-78	16-0	1.000
1976-77	12-2	.857
<b>Total</b>	<b>582-68</b>	<b>.895</b>

## Top 10 All-Time Attendances

No.	Att.	Opp.	Date	Result
1.	24,479	Louisville	1/20/10	W, 71-62
2.	24,468	N. Carolina	12/5/09	W, 68-66
3.	24,465	Florida	2/10/07	L, 64-61
4.	24,459	Florida	2/4/03	W, 70-55
5.	24,432	Louisville	12/17/05	W, 73-61
6.	24,431	Florida	2/25/17	W, 76-66
7.	24,428	Florida	3/7/15	W, 67-50
8.	24,425	Florida	2/15/14	L, 69-59
9.	24,418	Kansas	1/28/17	L, 79-73
10.	24,416	Arkansas	2/28/15	W, 84-67

## Top 10 Attendances of 18-19

No.	Att.	Opp.	Date	Result
1.	20,277	S. Illinois	11/9/18	W, 71-59
2.	20,224	Tenn. State	11/23/18	W, 77-62
3.	20,207	VMI	11/18/18	W, 92-82
4.	20,070	Winthrop	11/21/18	W, 87-74
5.	18,555	N. Dakota	11/14/19	W, 96-58
6.	-	-	-	-
7.	-	-	-	-
8.	-	-	-	-
9.	-	-	-	-
10.	-	-	-	-

## Cats Rock at Rupp

The Wildcats are 582-68 (.895) in Rupp Arena. Among the most notable marks of dominance as the nation's toughest venue to play include:

- A school record 54-game winning streak to begin the John Calipari era
- The Wildcats are 309-42 (.880) in regular-season SEC games in the building
- Kentucky set a new program home record of 19 wins in 2014-15
- The Wildcats have gone undefeated at home in five of John Calipari's nine complete seasons
- Overall, UK has posted a perfect mark in 13 of Rupp Arena's 42 seasons

## Cal Owns Longest Win Streaks in Rupp

With UK's 2011-12 season-opening victory over Marist, UK head coach John Calipari recorded his 34th consecutive win in Rupp Arena as UK's head coach. It broke former UK head coach Rick Pitino's longest streak of 33 games in the venue.

The winning streak reached as long as 54 games. Calipari didn't suffer his first loss in Rupp Arena until losing to Baylor in his fourth season. The 54-game run, however, was his longest career winning streak. He also had the second-longest streak in the arena as the Cats won 42 straight from March 4, 2014 to Nov. 25, 2016.

## Pack the House

Kentucky has led the nation in average home attendance in 20 of the last 23 seasons. That number includes a Rupp Arena record of 24,110 in John Calipari's first season (2009-10) as head coach.

- Kentucky averaged 21,875 fans during the 2017-18 season
- UK has averaged 23,000 or more fans in seven of Calipari's nine complete seasons
- The Wildcats led the nation in average attendance in 2017-18

## The Top-Ranked Team at Home

Kentucky has lost just three times at home as the Associated Press top-ranked team in the history of the program and just twice in Rupp Arena. Prior to the loss to UCLA by three on Dec. 3, 2016, the other two losses came by just one point.

The Wildcats are 53-2 all-time as the AP No. 1 team in Rupp Arena since its opening in 1976. The first loss was to Auburn, 53-52, on Jan. 9, 1988.

## Coach Cal in Rupp Arena

It's been downright difficult to beat the Wildcats in Rupp Arena during the John Calipari era. UK is 155-8 (.951) in Rupp Arena under Calipari.

- UK is 17-4 (.810) vs. ranked opponents in Rupp in the Calipari era
- The Wildcats are 138-4 (.972) vs. unranked teams in Rupp under Cal
- UK is 82-3 (.965) at home vs. nonconference foes under Calipari
- Calipari notched his 100th career win in Rupp Arena as UK's coach with the Wildcats' 110-75 rout of Auburn on Feb. 21, 2014. It took Calipari just 104 games to reach the century mark at home, the fastest of any UK coach

## Cal Passes Hall for Rupp Record

With a 101-70 victory over Cleveland State on Nov. 23, 2016, John Calipari passed former UK head coach Joe B. Hall for wins in Rupp Arena history.

Calipari currently has 155 victories inside the historic venue. Hall won 122.

## Rupp Arena Quick Facts

<b>Year Opened:</b>	1976
<b>First Game:</b>	Nov. 27, 1976
<b>All-Time Record:</b>	582-68 (89.5)
<b>Record Under Calipari:</b>	155-8 (95.1)
<b>Capacity:</b>	23,000
<b>Record Crowd:</b>	24,479 (1/20/10)
<b>Longest Winning Streak:</b>	54 (11/9/10-12/1/12)
<b>Current Winning Streak:</b>	8

## 2018-19 Opponent Breakdown

### Southern Illinois (Nov. 9)

All-time games in Rupp Arena: One  
UK record in Rupp vs. SIU: 1-0  
Last time in Rupp Arena: UK, 71-59 (11/9/18)

### North Dakota (Nov. 14)

All-time games in Rupp Arena: One  
UK record in Rupp vs. NDU: 1-0  
Last time in Rupp Arena: UK, 96-58 (11/14/18)

### VMI (Nov. 18)

All-time games in Rupp Arena: Three  
UK record in Rupp vs. VMI: 2-1  
Last time in Rupp Arena: UK, 92-82 (11/18/08)

### Winthrop (Nov. 21)

All-time games in Rupp Arena: Three  
UK record in Rupp vs. WU: 3-0  
Last time in Rupp Arena: UK, 87-74 (11/21/18)

### Tennessee State (Nov. 23)

All-time games in Rupp Arena: Four  
UK record in Rupp vs. TSU: 4-0  
Last time in Rupp Arena: UK, 77-62 (11/23/18)

### Monmouth (Nov. 28)

All-time games in Rupp Arena: First meeting  
UK record in Rupp vs. MU: 0-0  
Last time in Rupp Arena: N/A

### UNC Greensboro (Nov. 23)

All-time games in Rupp Arena: First meeting  
UK record in Rupp vs. UNCG: 0-0  
Last time in Rupp Arena: N/A

### Utah (Dec. 15)

All-time games in Rupp Arena: Two  
UK record in Rupp vs. Utah: 1-1  
Last time in Rupp Arena: UK, 56-48 (11/19/99)

### Texas A&M (Jan. 8)

All-time games in Rupp Arena: Five  
UK record in Rupp vs. TAMU: 3-2  
Last time in Rupp Arena: UK, 74-73 (1/9/18)

### Vanderbilt (Jan. 12)

All-time games in Rupp Arena: 40  
UK record in Rupp vs. VU: 38-2  
Last time in Rupp Arena: UK, 83-81<sup>ot</sup> (1/30/18)

### Mississippi State (Jan. 22)

All-time games in Rupp Arena: 29  
UK record in Rupp vs. MSU: 27-2  
Last time in Rupp Arena: UK, 78-65 (1/23/18)

### Kansas (Jan. 26)

All-time games in Rupp Arena: Six  
UK record in Rupp vs. KU: 4-2  
Last time in Rupp Arena: UK, 79-73 (1/28/17)

### South Carolina (Feb. 5)

All-time games in Rupp Arena: 26  
UK record in Rupp vs. USC: 24-2  
Last time in Rupp Arena: UK, 85-69 (1/21/17)

### LSU (Feb. 12)

All-time games in Rupp Arena: 31  
UK record in Rupp vs. LSU: 26-5  
Last time in Rupp Arena: UK, 92-85 (2/7/17)

### Tennessee (Feb. 16)

All-time games in Rupp Arena: 42  
UK record in Rupp vs. UT: 37-5  
Last time in Rupp Arena: UT, 61-59 (2/6/18)

### Auburn (Feb. 23)

All-time games in Rupp Arena: 29  
UK record in Rupp vs. AU: 27-2  
Last time in Rupp Arena: UK, 92-72 (1/14/17)

### Arkansas (Feb. 26)

All-time games in Rupp Arena: 15  
UK record in Rupp vs. UA: 12-3  
Last time in Rupp Arena: UK, 97-71 (1/7/17)

### Florida (Jan. 20)

All-time games in Rupp Arena: 42  
UK record in Rupp vs. UF: 34-8  
Last time in Rupp Arena: UF, 66-64 (1/20/18)



# COACH CALIPARI

## UK vs. AP Ranked Foes Under Cal

### In John Calipari Era (2009-Present)

#### 52-27

vs. No. 4 Duke (Indianapolis)	Nov. 6, 2018	L, 118-84
vs. No. 13 Tennessee (SECT)	March 11, 2018	W, 77-72
at No. 10 Auburn	Feb. 14, 2018	L, 76-66
vs. No. 15 Tennessee	Feb. 6, 2018	L, 61-59
at No. 7 West Virginia	Jan. 27, 2018	W, 83-76
at No. 23 Tennessee	Jan. 6, 2018	L, 76-65
vs. No. 4 Kansas (Chicago)	Nov. 14, 2017	L, 65-61
vs. No. 6 North Carolina (NCAA)	March 26, 2017	L, 75-73
vs. No. 8 UCLA (NCAA)	March 24, 2017	W, 86-75
vs. No. 19 Wichita St. (NCAA)	March 19, 2017	W, 65-62
vs. No. 13 Florida	Feb. 25, 2017	W, 76-66
at No. 24 Florida	Feb. 4, 2017	L, 88-66
vs. No. 2 Kansas	Jan. 28, 2017	L, 79-73
vs. No. 24 South Carolina	Jan. 21, 2017	W, 85-69
at No. 10 Louisville	Dec. 21, 2016	L, 73-70
vs. No. 7 North Carolina (Las Vegas)	Dec. 17, 2016	W, 103-100
vs. No. 11 UCLA	Dec. 3, 2016	L, 97-92
vs. No. 13 Michigan St. (New York)	Nov. 15, 2016	W, 69-48
vs. No. 14 Indiana (NCAA)	March 19, 2016	L, 73-67
vs. No. 17 Texas A&M (SECT)	March 13, 2016	W, 82-77
at No. 4 Kansas	Jan. 30, 2016	L, 90-84
vs. No. 16 Louisville	Dec. 27, 2015	W, 75-73
vs. No. 5 Duke (Chicago)	Nov. 17, 2015	W, 74-63
vs. No. 3 Wisconsin (NCAA)	April 4, 2015	L, 71-64
vs. No. 8 Notre Dame (NCAA)	March 28, 2015	W, 68-66
vs. No. 20 West Virginia (NCAA)	March 26, 2015	W, 78-39
vs. No. 21 Arkansas (SECT)	March 15, 2015	W, 78-63
vs. No. 18 Arkansas	Feb. 28, 2015	W, 84-67
at No. 4 Louisville	Dec. 27, 2014	W, 58-50
vs. No. 21 North Carolina	Dec. 13, 2014	W, 84-70
vs. No. 6 Texas	Dec. 5, 2014	W, 63-51
vs. No. 5 Kansas (Indianapolis)	Nov. 18, 2014	W, 72-40
vs. No. 18 UConn (NCAA)	April 7, 2014	L, 60-54
vs. No. 12 Wisconsin (NCAA)	April 5, 2014	W, 74-73
vs. No. 7 Michigan (NCAA)	March 30, 2014	W, 75-72
vs. No. 5 Louisville (NCAA)	March 28, 2014	W, 74-69
vs. No. 2 Wichita St. (NCAA)	March 23, 2014	W, 78-76
vs. No. 1 Florida (SECT)	March 16, 2014	L, 61-60
at No. 1 Florida	March 8, 2014	L, 84-65
vs. No. 3 Florida	Feb. 15, 2014	L, 69-59
vs. No. 4 Louisville	Dec. 28, 2013	W, 73-66
at No. 18 North Carolina	Dec. 14, 2013	L, 82-77
vs. No. 20 Baylor (Dallas)	Dec. 6, 2013	L, 67-62
vs. No. 2 Michigan St. (Chicago)	Nov. 12, 2013	L, 78-74
vs. No. 11 Florida	March 9, 2013	W, 61-57
at No. 7 Florida	Feb. 12, 2013	L, 69-52
vs. No. 16 Ole Miss	Jan. 29, 2013	W, 87-74
at No. 4 Louisville	Dec. 29, 2012	L, 80-77
vs. No. 9 Duke (Atlanta)	Nov. 13, 2012	L, 75-68
vs. No. 6 Kansas (NCAA)	April 2, 2012	W, 67-59
vs. No. 17 Louisville (NCAA)	March 31, 2012	W, 69-61
vs. No. 9 Baylor (NCAA)	March 25, 2012	W, 82-70
vs. No. 16 Indiana (NCAA)	March 23, 2012	W, 87-71
vs. No. 22 Florida (SECT)	March 10, 2012	W, 74-71
at No. 16 Florida	March 4, 2012	W, 74-59
vs. No. 8 Florida	Feb. 7, 2012	W, 78-58
vs. No. 4 Louisville	Dec. 31, 2011	W, 69-62
vs. No. 5 North Carolina	Dec. 3, 2011	W, 73-72
vs. No. 12 Kansas (New York)	Nov. 15, 2011	W, 75-65
vs. No. 9 UConn (NCAA)	April 2, 2011	L, 56-55
vs. No. 7 North Carolina (NCAA)	March 27, 2011	W, 76-69
vs. No. 1 Ohio State (NCAA)	March 25, 2011	W, 62-60
vs. No. 22 West Virginia (NCAA)	March 19, 2011	W, 71-63
vs. No. 12 Florida (SECT)	March 13, 2011	W, 70-54
vs. No. 21 Vanderbilt	March 1, 2011	W, 68-66
vs. No. 13 Florida	Feb. 26, 2011	W, 76-68
at No. 21 Vanderbilt	Feb. 12, 2011	L, 81-77
at No. 22 Louisville	Dec. 31, 2010	W, 78-63
vs. No. 23 Notre Dame (Louisville)	Dec. 8, 2010	W, 72-58
vs. No. 13 Washington (Maui)	Nov. 23, 2010	W, 74-67
vs. No. 6 West Virginia (NCAA)	March 27, 2010	L, 73-66
vs. No. 15 Tennessee (SECT)	March 13, 2010	W, 74-45
at No. 19 Tennessee	Feb. 27, 2010	L, 74-65
at No. 17 Vanderbilt	Feb. 20, 2010	W, 58-56
vs. No. 12 Tennessee	Feb. 13, 2010	W, 73-62
vs. No. 25 Ole Miss	Feb. 2, 2010	W, 85-75
vs. No. 21 Vanderbilt	Jan. 30, 2010	W, 85-72
vs. No. 14 UConn (New York)	Dec. 9, 2009	W, 64-61
vs. No. 10 North Carolina	Dec. 5, 2009	W, 68-66

### Calipari's Record at UK vs:

vs. No. 1	1-2
vs. Top 3	2-6
vs. Top 5	9-10
vs. Top 10	20-17
vs. Top 15	32-20
vs. Top 20	42-24
vs. Top 25	52-27
Home	17-4
Away	6-11
Neutral	29-12
SEC Tourney	5-1
NCAA Tourney	15-6

## A Decorated Decade

Entering year No. 10 at Kentucky, John Calipari's time in Lexington has been every bit as successful -- and more -- as fans could have hoped when he agreed to become the head coach at UK back in the spring of 2009.

By just about every measure, he's been the most successful coach in college basketball during his time at Kentucky as he gets ready to put the first decade behind him.

Among schools who have been to at least two Elite Eights and a Final Four since 2009-10, Calipari ranks ...

- Second in wins (280)
- First in NCAA Tournament wins (28)
- Fourth in NCAA titles (one)
- First in Final Four appearances (four)
- First in Elite Eight appearances (six)
- First in Sweet 16 appearances (seven)
- Third in regular-season conference titles (five)
- Second in league tournament titles (six)

## 700 Victories and Counting

With Kentucky's win over UIC on Nov. 26, 2017, John Calipari reached the 700 on-court win plateau. He is one of just 41 coaches, regardless of NCAA level of classification, to reach that barrier. Only 29 coaches have done it with at least 10 seasons at the Division I level.

Calipari became the fourth-fastest coach to 700 on-court wins ever. Only Adolph Rupp (836 games), Jerry Tarkanian (876 games) and Roy Williams (879 games) did it faster.

## Moving Up the Kentucky Career Wins List

With a 78-65 victory vs. Mississippi State on Jan. 23, 2018, John Calipari notched his 264th career win at Kentucky, moving him past Tubby Smith, who finished his UK career with a 263-83 mark. Calipari trails only the legendary Adolph Rupp (876 wins) and Joe B. Hall (297) for most wins at Kentucky. Calipari currently has 280 wins at Kentucky.

Although he's still climbing the charts, he's doing it faster than anyone else in school history. With a thrilling 75-73 victory over rival Louisville on Dec. 26, 2015, John Calipari captured his 200th career win at Kentucky faster than any coach in UK history -- and nearly faster than anyone has ever done it at any school.

Calipari reached the 200-win plateau in his 240th career game at Kentucky. Rick Pitino, previously the fastest to 200 wins at UK prior to Calipari, didn't capture his 200th Wildcat win until his 249th game. Rupp reached 200 during his 250th game.

Not only did Calipari reach the 200-win mark in record pace at Kentucky, he also nearly set the all-time Division I mark. With the win over U of L, he became the second-fastest Division I men's basketball coach to reach 200 victories at a single school, behind only LIU-Brooklyn's Clair Bee, who achieved the feat in 231 games.

Calipari is only the fifth UK coach to reach the 200-win plateau. He's currently the only coach in NCAA history with at least 189 victories at three different schools.

Calipari reached his 250th career win at Kentucky with a 73-63 come-from-behind victory vs. Utah Valley for the 2017-18 season opener. Calipari reached 250 wins at UK faster than any other Wildcat coach. It took Rupp 312 games to reach 250 wins, whereas it took Calipari just 303.

## First-Ballot Hall of Famer

Kentucky men's basketball coach John Calipari joined basketball's fraternity of legends in September 2015 after being elected to the Naismith Memorial Basketball Hall of Fame on the first ballot.

Calipari joined an elite group of basketball players and coaches in the Naismith Hall of Fame, considered to be one of the ultimate honors in the sport. The Class of 2015 included Calipari, Dick Bevetta, Wildcat Louie Dampier, Lindsay Gaze, Tom Heinsohn, John Isaacs, Spencer Haywood, Lisa Leslie, Dikembe Mutombo, George Raveling and JoJo White.

## Calipari in Elite Company with Conference Championships

Kentucky men's basketball coach John Calipari added another first to his Hall of Fame career in 2017.

When Kentucky clinched at least a share of the 2017 Southeastern Conference championship by beating Vanderbilt on Feb. 28, 2017, he made history as a head coach. Calipari became the first NCAA Division I coach to lead three different programs (UMass, Memphis, Kentucky) to five on-court regular-season league titles five different times. He won the Atlantic 10 at the helm of UMass in 1992, 93, 94, 95 and 96. Memphis claimed the Conference USA crown in 2004, 06, 07, 08 and 09. Kentucky has captured the SEC five times in 2010, 12, 15, 16 and 17.

Perhaps more impressive is that Calipari has 30 combined regular-season and tournament championships after the 2018 SEC Tournament title. That trails only Mark Few of Gonzaga (32 titles) among all active coaches. All-time, Calipari trails only the great Adolph Rupp (41) and Few.

## Calipari Unrivaled in Conference

John Calipari has won 15 league regular-season championships (including the 2010, 2012, 2015, 2016 and 2017 SEC championships) seven more than the next-closest coach in the SEC (Bruce Pearl has eight conference titles). With a 2018 SEC Tournament championship -- Calipari's fourth straight and sixth at UK -- he owns 15 conference tournament titles, 11 more than his closest competitors (Ben Howland and Kermit Davis).

He's tallied a 329-101 (.765) all-time record within conference play as a head coach and owns a 121-35 (.776) record since joining the SEC.

Although he's been publicly outspoken against conference tournaments -- only because he doesn't favor playing three or more games on consecutive days to win the tournament -- his teams have gotten up for them. Calipari's teams at UMass, Memphis and Kentucky have been to 19 conference championship games in his 26-year career, winning a remarkable 15 of them.

## There's No Place Like Home

Since the 2000-01 season, John Calipari-coached teams have posted a 308-27 (.919) record at home. At UK, Coach Cal is 155-8 (.951) in Rupp Arena.

In five of Calipari's nine complete seasons at Kentucky, the Wildcats have posted an undefeated record at home, including a school-record 19-0 mark during the 2014-15 season.

Calipari owns both of UK's longest winning streaks in the arena. He began his career at UK with a 54-game winning streak at Rupp Arena. It was the longest winning streak since the arena opened in 1976. With a win over Georgia on Feb. 9, 2016, he secured the second-longest streak in the storied building at 34 games (which ended at 42).

<b>Coach</b>	<b>Streak (Yrs)</b>
1. <i>John Calipari</i>	<i>54 (2010-13)</i>

## AHEAD OF THE BARON OF THE BLUEGRASS

- Legendary coach Adolph Rupp won 876 career games while he was the coach of UK. He also led Kentucky to five NCAA titles during his 41-year tenure.
- John Calipari is even with the legend as far as victories to begin his career at UK. Calipari (.812) is slightly behind Rupp (.822) in total UK career winning percentage.

Coach	Games	Record	Next Game (346th Game)
John Calipari	345	280-65	Nov. 28, 2018 vs. Monmouth
Adolph Rupp	345	280-65	def. Temple 54-43 (March 9, 1946)
Tubby Smith	345	263-82	lost to Kansas 88-76 (March 18, 2007)
Joe B. Hall	345	262-83	lost to Florida 69-57 (Jan. 17, 1984)
Rick Pitino	270	220-50	End of UK coaching career at 270th game







# COACH CALIPARI

demarc award for the fourth year in a row for finishing in the top 10 percent of Division I men's basketball programs. Under Calipari, the Wildcats routinely post a 3.0 grade-point average or better.

## Dream Maker

As someone who prides himself on helping young men reach their dreams, Coach Cal has helped 46 players earn selection in the NBA Draft during his college coaching career, including 35 over his first nine seasons at Kentucky, which is more than any other coach.

- Four No. 1 overall selections (Derrick Rose, John Wall, Anthony Davis and Karl-Anthony Towns) during the nine drafts from 2008 to 2016. No other coach has more than two No. 1 picks
- In 2010, five of his UK players were selected in the first round for the first time in NBA history
- His six players in the 2012 and 2015 NBA drafts are the most in the two-round era
- Churned out 35 NBA Draft picks, 26 first-rounders, three No. 1 overall selections, seven top-five picks and 19 lottery picks at Kentucky
- Of the 54 players who have finished their college careers at Kentucky under Calipari, 35 have been selected in the NBA Draft (64.8 percent)
- Of the 21 players at UK who have declared for the NBA Draft after their freshman seasons, all 23 of 25 have been first-round picks. He is 27 for 29 in that regard when including his players from Memphis
- Dating back to the 2008 draft, 40 players under Coach Cal have been taken in the NBA Draft, including 28 first-rounders
- Only coach to produce the top two picks in the same draft (2012 - Anthony Davis and Michael Kidd-Gilchrist)
- Produced a top-10 pick in 11 straight drafts since 2008, the only school to do so during that time period

## Developing Talent

John Calipari hasn't just signed the best talent in the country while he's been at Kentucky; he's been the best at developing that talent and getting it ready for the next level.

Of the 30 top-25 Rivals.com players Kentucky has signed and have completed their college eligibility at UK, 26 were drafted and 21 were selected in the first round.

But that's only half the story. Calipari's players don't just make it to the pros; they're better prepared than anyone else. The proof is in the numbers.

Over the course of his career, Calipari's nearly 50 NBA pros have nearly \$1.5 billion in NBA contracts alone, which doesn't include endorsement deals and overseas contracts. Of his UK players in the NBA, they've earned nearly \$1.9 billion in guaranteed contracts.

## Double-Digit Win Streaks

Kentucky's 38-game winning streak in 2014-15 was historic, but it wasn't completely out of the norm for John Calipari. With Kentucky's 14-game winning streak at the end of the 2016-17 season, Calipari has 18 streaks in his career where his teams have won 10 or more consecutive games during the season.

They've won 15 or more straight games nine times, 20 or more six times, 25 or more five times, and 30 or more one time. UK's 14-game winning streak before its season-ending loss last season was its longest since the 38-game winning streak in 2014-15.

1. 38 Kentucky, 2014-15	10. 14 Kentucky, 2016-17
2. 27 Memphis, 2008-09	14 UMass, 1991-92
3. 26 Memphis, 2007-08	12. 12 Memphis, 2007-08
26 UMass, 1995-96	12 Memphis, 2002-03
5. 25 Memphis, 2006-07	12 UMass, 1992-93
6. 24 Kentucky, 2011-12	15. 11 Memphis, 2003-04
7. 19 Kentucky, 2009-10	16. 10 Memphis, 2001-02
8. 16 UMass, 1994-95	10 UMass, 1993-94
9. 15 Memphis, 2005-06	10 Kentucky, 2010-11

## Calipari Knows Defense

Although the 2018-19 Wildcats are off to a slow defensive start, defense has always been a staple of John Calipari-coached teams. Dating back to complete NCAA records beginning in 2001-02, Calipari's teams have been among national leaders in several critical defensive categories.

Year	FG % Def.	3PT FG % Def.	Rebound Margin	Scoring Margin	Blocks
2001-02 (UM)	13th (39.5)	N/A (29.3)	11th (+6.6)	15th (+11.2)	54th (4.4)
2002-03 (UM)	28th (40.6)	N/A (29.3)	44th (+4.1)	32nd (+8.0)	26th (5.1)
2003-04 (UM)	34th (40.5)	N/A (35.8)	58th (+3.4)	48th (+7.1)	20th (5.0)
2004-05 (UM)	<b>4th (38.4)</b>	N/A (32.7)	75th (+2.9)	62nd (+5.9)	13th (5.4)
2005-06 (UM)	<b>2nd (38.0)</b>	N/A (30.3)	<b>9th (+6.7)</b>	<b>5th (+14.6)</b>	<b>8th (6.4)</b>
2006-07 (UM)	12th (39.0)	N/A (31.3)	28th (+5.3)	<b>5th (+5.8)</b>	12th (5.9)
2007-08 (UM)	12th (39.1)	N/A (30.2)	16th (+6.2)	<b>2nd (+18.0)</b>	<b>8th (6.1)</b>
2008-09 (UM)	<b>1st (37.1)</b>	<b>10th (30.0)</b>	19th (+6.1)	<b>2nd (+16.3)</b>	<b>7th (6.0)</b>
2009-10 (UK)	<b>3rd (37.8)</b>	47th (31.3)	<b>4th (+8.1)</b>	<b>6th (+14.3)</b>	<b>4th (7.2)</b>
2010-11 (UK)	15th (39.4)	59th (32.4)	60th (+3.6)	13th (+11.4)	<b>3rd (6.3)</b>
2011-12 (UK)	<b>1st (37.4)</b>	67th (31.8)	12th (+6.8)	<b>1st (+16.8)</b>	<b>1st (8.6)</b>
2012-13 (UK)	30th (39.2)	104th (32.4)	48th (+4.3)	48th (+8.2)	<b>3rd (6.6)</b>
2013-14 (UK)	59th (41.1)	67th (32.2)	<b>2nd (+9.4)</b>	43rd (+8.2)	13th (5.9)
2014-15 (UK)	<b>1st (35.4)</b>	<b>3rd (27.1)</b>	15th (+6.8)	<b>1st (+20.1)</b>	<b>2nd (6.9)</b>
2015-16 (UK)	24th (39.7)	75th (32.6)	39th (+5.2)	17th (+11.4)	<b>6th (5.8)</b>
2016-17 (UK)	98th (42.4)	12th (30.6)	39th (+4.7)	<b>9th (+13.4)</b>	15th (5.3)
2017-18 (UK)	14th (40.4)	<b>4th (30.1)</b>	40th (+5.1)	48th (+6.5)	31st (4.8)
2018-19 (UK)	271st (45.8)	346th (43.4)	<b>5th (+17.2)</b>	117th (+9.0)	28th (5.5)

rankings through Nov. 23

## Former Players' NBA Awards

<b>NBA Player of the Year</b>	DeMarcus Cousins (2nd) 2016	<b>All-NBA Defensive Team</b>	Anthony Davis 2015
Derrick Rose 2011	Anthony Davis (1st) 2015	Anthony Davis (1st) 2018	John Wall 2015
<b>NBA Rookie of the Year</b>	DeMarcus Cousins (2nd) 2015	Anthony Davis (2nd) 2017	Anthony Davis 2014
Karl-Anthony Towns 2016	Derrick Rose (1st) 2012	Anthony Davis (2nd) 2015	John Wall 2014
Tyreke Evans 2010	Derrick Rose (1st) 2011	John Wall (2nd) 2015	Derrick Rose 2012
Derrick Rose 2009	<b>All-NBA Rookie Team</b>	Marcus Camby (1st) 2008	Derrick Rose 2011
<b>NBA Defensive Player of the Year</b>	Jamal Murray (2nd) 2017	Marcus Camby (1st) 2007	Derrick Rose 2010
Marcus Camby 2007	K. Towns (1st) 2016	Marcus Camby (2nd) 2006	
<b>NBA Cares Community Assist Award</b>	Devin Booker (1st) 2016	Marcus Camby (2nd) 2005	<b>All-Star Game MVP</b>
DeMarcus Cousins 2017	W. Cauley-Stein (2nd) 2016		Anthony Davis 2017
John Wall 2016	Nerlens Noel (1st) 2015	<b>NBA All-Star Team</b>	
<b>All-NBA Team</b>	Anthony Davis (1st) 2013	DeMarcus Cousins 2018	<b>Rising Stars Challenge MVP</b>
Anthony Davis (1st) 2018	M. Kidd-Gilchrist (2nd) 2013	Anthony Davis 2018	Jamal Murray 2017
K. Towns (3rd) 2018	Brandon Knight (1st) 2012	Karl-Anthony Towns 2018	John Wall 2011
Anthony Davis (1st) 2017	D. Cousins (1st) 2011	John Wall 2018	Tyreke Evans 2010
John Wall (3rd) 2017	John Wall (1st) 2011	DeMarcus Cousins 2017	<b>Slam Dunk Contest Winner</b>
	Eric Bledsoe (2nd) 2011	Anthony Davis 2017	John Wall 2014
	Tyreke Evans (1st) 2010	John Wall 2017	
	Derrick Rose (1st) 2010	DeMarcus Cousins 2016	<b>Three-Point Contest Winner</b>
	Marcus Camby (1st) 1997	Anthony Davis 2016	Devin Booker 2018
		John Wall 2016	
		DeMarcus Cousins 2015	

## Recruiting Trail

The Wildcats have signed more top-25 players under John Calipari's leadership than any other school. Nearly a quarter of all Rivals' top-10 prospects nationally over the past 10 classes have signed with Coach Cal and the Cats.

PLAYER (YEAR)	ESPN	RIVALS	247	MCD	JB
Dontaie Allen ('19)	91	54	84		
Tyrese Maxey ('19)	7	9	10		
Ashton Hagans ('18)	20	13	12		
Tyler Herro ('18)	30	36	38		Y
Keldon Johnson ('18)	7	15	18		Y Y
EJ Montgomery ('18)	14	11	6		Y
Zan Payne ('18)	NR	NR	NR		
Immanuel Quickley ('18)	25	22	19		Y
Jemarl Baker ('17)	66	82	90		
Hamidou Diallo ('17)	11~	10~	11		
Shai Gilgeous-Alexander ('17)	35	34	20		
Quade Green ('17)	24	22	33		Y Y
Kevin Knox ('17)	10	10	18		Y Y
Nick Richards ('17)	17	17	15		Y Y
Jarred Vanderbilt ('17)	19	14	12		Y Y
PJ Washington ('17)	12	15	9		Y Y
Bam Adebayo ('16)	5	7	12		Y Y
Brad Calipari ('16)	NR	NR	NR		
De'Aaron Fox ('16)	6	6	6		Y Y
Weneny Gabriel ('16)	14	13	14		Y
Sacha Killeya-Jones ('16)	24	24	25		Y
Malik Monk ('16)	9	9	10		Y Y
Tai Wynyard ('16)	NR	NR	NR		
Isaiah Briscoe ('15)	13	10	16		Y Y
Jonny David ('15)	NR@	NR@	NR@		
Isaac Humphries ('15)	49	NR^	62		
Skal Labissiere ('15)	2	1	2		Y
Charles Matthews ('15)	42	48	74		Y
Jamal Murray ('15)	NA^	9	10		
Dillon Pulliam ('15)	NA^	NA#	NA#		
Devin Booker ('14)	18	29	22		Y Y
Trey Lyles ('14)	6	13	17		Y Y
Karl-Anthony Towns ('14)	9	5	2		Y Y
Tyler Ulis ('14)	25	21	20		Y Y
EJ Floreal ('13)	NR@	NR@	NR@		
Aaron Harrison ('13)	9	7	5		Y Y
Andrew Harrison ('13)	5	5	3		Y Y
Dominique Hawkins ('13)	NR	NR	151		
Dakari Johnson ('13)	7	9	8		Y Y
Marcus Lee ('13)	25	19	14		Y Y
Julius Randle ('13)	3	2	2		Y Y
Derek Willis ('13)	NR	115	58		
James Young ('13)	8	11	10		Y Y
Archie Goodwin ('12)	15	14	18		Y Y
Willie Cauley-Stein ('12)	40	40	47		
Tod Lanter ('12)	NA#@	NA#@	NA#@		
Julius Mays ('12)	NA#	NA#	NA#		
Nerlens Noel ('12)	1	2	1		Y
Alex Pooythress ('12)	13	8	7		Y Y
Twany Beckham ('11)	NA#	NA#	NA#		
Anthony Davis ('11)	1	2	1		Y Y
Ryan Harrow ('11)	NA#	NA#	NA#		
Michael Kidd-Gilchrist ('11)	4	3	2		Y Y
Sam Malone ('11)	NR@	NR@	NR@		
Brian Long ('11)	NR@	NR@	NR@		
Marquis Teague ('11)	8	5	6		Y Y
Kyle Wiltjer ('11)	19	22	21		Y Y
Terrence Jones ('10)	9	13	8*		Y Y
Enes Kanter ('10)	25	3	3*		
Brandon Knight ('10)	4	6	6*		Y Y
Doron Lamb ('10)	29	21	28*		Y Y
Jarrold Polson ('10)	NR@	NR@	NR*@		
Stacey Poole, Jr. ('10)	51	33	67*		
Eloy Vargas ('10)	NA#	NA#	NA#		
Eric Bledsoe ('09)	NR	23	37*		
DeMarcus Cousins ('09)	4	2	3*		Y Y
Darnell Dodson ('09)	NA#	NA#	NA#		
Jon Hood ('09)	92	40	46*		
Daniel Orton ('09)	13	22	17*		Y
John Wall ('09)	5	1	2*		Y

<b>Top-10 Players</b>	<b>22</b>	<b>23</b>	<b>23</b>
<b>Top-25 Players</b>	<b>41</b>	<b>43</b>	<b>42</b>
<b>Top-50 Players</b>	<b>47</b>	<b>50</b>	<b>48</b>

**McDonald's All-Americans** 33  
**Jordan Brand Classic All-Americans** 37

\* Scout.com ranking | ~ final ranking in the 2017 class before early enrollment | ^ reclassified after final rankings were released | # transfer | @ joined team as walk-on



# COACH CALIPARI

A “players-first” coach with a penchant for helping people reach their dreams, John Calipari, a Naismith Memorial Basketball Hall of Famer, has guided six teams to the Final Four, led one to a national championship and helped 46 players get selected in the NBA Draft during his 26-year college coaching career.

Calipari guided Kentucky to its eighth national championship and his first national title in 2012. In becoming only the second coach in NCAA history to lead three different schools to the Final Four, he has racked up more than 700 on-court victories, 19 NCAA Tournament appearances, six Final Fours and numerous national coach of the year honors.

In 2015, Coach Cal led college basketball’s first ever 38-0 team, and became one of just three coaches to make four Final Fours in a five-year span. At the end of the season, Calipari became the 96th coach to join the Naismith Memorial Basketball Hall of Fame.

While building a program out of obscurity at Massachusetts, laying the foundation at Memphis and restoring luster at the sport’s greatest program at Kentucky, he has totaled the second-most wins in NCAA history in the first 20 years of a college coaching career.

Quite honestly, though, Calipari’s on-court success overshadows a much more significant picture.

In his goal to lead a players-first program, he has helped 46 players realize their dreams and guided them to NBA Draft selections, including a record five first-round draft picks in 2010. Two years later, six Wildcats heard their names called at the 2012 draft, the most in the two-round draft era. UK, with Calipari’s help, would tie those six picks again in 2015, including a record-tying four lottery selections. His four No. 1 overall picks are twice as many as any other coach, and he’s had 35 players drafted during his first nine years at Kentucky, including 26 first-round picks.

Calipari’s players have entered the league NBA-ready. His players have garnered 18 All-Star selections, with Anthony Davis winning the game’s MVP honor in 2017. Rose was named MVP in 2011, five players have been tabbed All-NBA, three have been named NBA Rookie of the Year, and 11 players from Calipari’s first nine teams at Kentucky have made the NBA All-Rookie teams.

Much like he did at UMass, where his players graduated at nearly 80 percent, Calipari has stressed academics. Fifteen of his last 18 seniors at Memphis earned their bachelor’s degrees, and all 17 players at UK who were eligible to graduate by the end of their senior years walked away with a diploma in hand, including three players who earned their degree in just three years. Another Wildcat, Dillon Pulliam, is set to graduate in May of 2018. Calipari’s teams routinely have posted a combined team grade-point averages of 3.0 or better.

His foundation, The Calipari Foundation, has raised millions of dollars to help the lives of those in need in the Commonwealth and across the country. In 2010, he used a telethon to raise more than \$1 million for victims of the devastating earthquake in Haiti. He organized another one in 2012 for victims of Superstorm Sandy and another one in 2017 for victims of Hurricane Harvey.

In 2013, Calipari developed the idea of hosting an annual alumni weekend around his basketball fantasy experience with the intent to raise money for charity. After generating \$350,000 for selected organizations and charities during the inaugural game, the weekend (the game and the fantasy experience) has generated more than \$1 million for charity every year since, including in 2014 without the funds from an alumni game and 2016 with a celebrity softball game in place of the traditional basketball game.

In 2017, Coach Cal was named the head coach of the 2017 USA Basketball Men’s U19 World Cup Team, which finished third at the 2017 FIBA U19 World Cup in Cairo.

Author of five books, including the New York Times Best Seller “Players First: Coaching from the Inside Out,” Calipari is a master of communication and maximizing talent. He lives by the motto that “it’s never a matter of how far you have fallen, but instead it’s about how high you bounce back.”

## BIOGRAPHICAL INFORMATION

**Date of Birth:** Feb. 10, 1959 | **Wife:** Ellen  
**Children:** Erin, Megan, Brad

### Education

Clarion State (1982)

### Head Coaching Experience

University of Massachusetts (1989-96)  
New Jersey Nets (NBA) (1997-99)  
University of Memphis (2001-09)  
**University of Kentucky (2010-present)**

## COACHING AWARDS

- 2018 Naismith Hall of Fame 'Service Above Self' Honoree
- 2018 NABC Metropolitan Award
- 2015 Naismith Memorial Basketball Hall of Fame Inductee
- 2015 AP National Coach of the Year
- 2015 Naismith National Coach of the Year
- 2015 NABC National Coach of the Year
- 2015 The Sporting News National Coach of the Year
- 2015 Adolph Rupp National Coach of the Year
- 2015 SEC Coach of the Year (AP/Coaches)
- 2015 USBWA District IV Coach of the Year
- 2012 Nell & John Wooden Coach of the Year Leadership Award
- 2012 Naismith National Coach of the Year Finalist
- 2012 SEC Coach of the Year (AP/Coaches)
- 2010 Adolph Rupp National Coach of the Year
- 2010 Naismith National Coach of the Year Finalist
- 2010 SEC Coach of the Year (AP)
- 2010 *Sporting News* SEC Coach of the Year
- 2010 Yahoo! Sports SEC Coach of the Year
- 2010 USBWA District IV Coach of the Year
- 2009 NABC National Co-Coach of the Year
- 2009 *Sports Illustrated* National Coach of the Year
- 2009 Phelan National Coach of the Year
- 2009 Iba National Coach of the Year Finalist
- 2009 C-USA Coach of the Year
- 2008 Naismith National Coach of the Year
- 2008 C-USA Coach of the Year
- 2008 Iba National Coach of the Year Finalist
- 2008 Phelan National Coach of the Year Finalist
- 2007 Phelan National Coach of the Year Finalist
- 2007 USBWA District IV Coach of the Year
- 2007 *Basketball Times* South Region Coach of the Year
- 2006 C-USA Coach of the Year
- 2004 NABC District 7 Coach of the Year
- 1996 Naismith National Coach of the Year
- 1996 NABC National Coach of the Year
- 1996 *The Sporting News* National Coach of the Year
- 1996 Atlantic 10 Coach of the Year
- 1995 Naismith National Coach of the Year Finalist
- 1994 Naismith National Coach of the Year Finalist
- 1994 Atlantic 10 Coach of the Year
- 1993 USBWA District I Coach of the Year
- 1993 Atlantic 10 Coach of the Year
- 1992 Eastern Basketball Coach of the Year

CHART SHOWS STATS FROM 2009-10 SEASON THROUGH 2017-18

ONLY SCHOOLS WITH AT LEAST TWO OR MORE ELITE EIGHTS AND AT LEAST ONE FINAL FOUR WERE CONSIDERED

TEAMS	WINS	NCAA TOURNAMENT WINS	NATIONAL TITLES	FINAL FOURS	ELITE EIGHTS	SWEET 16'S	LEAGUE TITLES (RS)	LEAGUE TOURNAMENT TITLES
ARIZONA	247	13	0	0	3	5	5	3
DUKE	267	23	2	2	4	6	1	3
FLORIDA	226	17	0	1	5	5	3	1
GONZAGA	271	17	0	1	2	4	8	7
KANSAS	278	23	0	2	5	5	9	5
KENTUCKY	275	28	1	4	6	7	5	6
LOUISVILLE	238	16	1	2	3	4	2	3
MICHIGAN	217	17	0	2	3	4	2	2
MICHIGAN ST.	238	17	0	2	3	5	3	3
N. CAROLINA	248	22	1	2	4	5	4	1
SYRACUSE	232	18	0	2	3	5	0	0
UCONN	197	13	2	2	2	2	0	2
VILLANOVA	244	16	2	2	2	2	4	3
WISCONSIN	228	18	0	2	2	6	1	1



# COACH CALIPARI

## NCAA DIVISION I ACTIVE WINNINGEST COACHES

(On-Court By Percentage - Min. 10 yrs. at Division I level)

NO.	COACH/TEAM	YRS.	PCT.
1.	Mark Few/Gonzaga	18	.819
2.	Roy Williams/UNC	30	.788
3.	<b>John Calipari/Kentucky</b>	<b>26</b>	<b>.779</b>
4.	Mike Krzyzewski/Duke	43	.765
5.	Bill Self/Kansas	25	.765

\*numbers going into the 2018-19 season

## SINCE 2005-06 ...

Since the 2005-06 season, John Calipari's on-court record ranks him as the winningest coach. Totals through Nov. 23, 2018.

COACH	RECORD
1. <b>John Calipari</b>	<b>418-79</b>
2. Bill Self	405-79
3. Mike Krzyzewski	384-93
4. Mark Few	382-81
5. Roy Williams	378-112

## MISCELLANEOUS ON-COURT RECORDS

**Overall On-Court Record:** .....725-205 (.780)  
**March/April Record:** .....157-44 (.781)  
**NCAA Record:** .....53-18 (.746)  
**Record in Conference Games:** .....329-101 (.765)  
**Record in Conference Tournament:** .....56-12 (.824)

- Calipari owns the most single-season wins with 38, tying his own record (Memphis in '08 and UK in '12) in 2015 with 38 wins. He owns the most single-season wins at UMass, Memphis and UK
- Calipari is one of two coaches (Roy Williams) in NCAA Division I history to have 400 or more wins in the first 16 years as a head coach. Calipari had 416 wins in his first 16 years
- Calipari is the winningest coach in NCAA Division I history for a five-year span with 173 victories (2008-12)
- Calipari is the first coach in NCAA Division I history to record five straight on-court 30-win seasons. Memphis hit the 30-win plateau from 2006-09
- Calipari is one of only two coaches (Rick Pitino) to lead three different schools to a Final Four
- Calipari is one of only three coaches (John Wooden, Mike Krzyzewski) to go to four Final Fours in five seasons
- Calipari started with a 54-0 record in Rupp Arena as head coach of the Wildcats
- Calipari has 31 players that have been chosen in the NBA Draft (24 first-round picks) over the last eight seasons
- Calipari has more wins (327) in a 10-year period (2006-15) than any other coach in college basketball history
- Calipari is the second-fastest Division I men's basketball coach to reach 200 victories at a single school, behind only LIU-Brooklyn's Claire Bee
- Calipari's 30 combined regular season and tournament league titles trail only Mark Few (32) of Gonzaga for the most among active coaches
- Calipari became the fourth-fastest coach to 700 on-court wins, behind only Adolph Rupp, Jerry Tarkanian and Roy Williams
- Calipari has the third-most wins in school history, behind only Adolph Rupp and Joe B. Hall

## CAL IN CONFERENCE

SEC COACHES	CONFERENCE CHAMPIONSHIPS	Tournament Championships	Conference Coach of the Year
Avery Johnson, Alabama	0	0	0
Mike Anderson, Arkansas	1	1	1
Bruce Pearl, Auburn	8	2	7
Michael White, Florida	3	0	3
Tom Crean, Georgia	3	0	3
<b>John Calipari, Kentucky</b>	<b>15</b>	<b>15</b>	<b>9</b>
Will Wade, LSU	0	0	1
Cuonzo Martin, Missouri	1	0	1
Kermit Davis, Ole Miss	7	4	3
Ben Howland, Mississippi State	7	4	3
Frank Martin, South Carolina	0	0	1
Rick Barnes, Tennessee	4	1	6
Billy Kennedy, Texas A&M	5	2	4
Bryce Drew, Vanderbilt	4	2	3
<b>TOTALS</b>	<b>58</b>	<b>31</b>	<b>45</b>

## CALIPARI VS. ALL OPPONENTS

Alabama ..... 15-3	George Mason ..... 1-0	Morehead State ..... 2-0	St. Bonaventure ..... 17-1
Albany ..... 1-0	George Washington ..... 8-9	Murray State ..... 1-0	St. John's ..... 1-0
Arizona ..... 2-1	Georgetown ..... 2-1	Nevada ..... 1-0	St. Joseph's ..... 15-5
Arizona State ..... 2-1	Georgia ..... 16-2	New Hampshire ..... 5-0	St. Mary's ..... 1-0
Arkansas ..... 11-6	Georgia Tech ..... 1-1	New Mexico ..... 1-0	St. Peter's ..... 1-0
Arkansas-Little Rock ..... 3-0	Gonzaga ..... 4-0	New Orleans ..... 1-0	Stanford ..... 3-2
Arkansas-Pine Bluff ..... 1-0	Grand Canyon ..... 1-0	NJIT ..... 1-0	Stephen F. Austin ..... 1-0
Arkansas State ..... 4-0	Hampton ..... 1-0	North Carolina ..... 6-3	Stony Brook ..... 1-0
Auburn ..... 9-2	Hartford ..... 2-0	North Carolina State ..... 1-0	Syracuse ..... 3-2
Austin Peay ..... 6-1	Harvard ..... 2-0	North Dakota ..... 1-0	TCU ..... 7-1
Baylor ..... 1-2	Hofstra ..... 1-0	North Texas ..... 1-0	Temple ..... 13-11
Belmont ..... 2-0	Holy Cross ..... 4-1	Northeastern ..... 3-1	Tennessee ..... 15-9
Boise State ..... 1-0	Houston ..... 16-3	Northern Kentucky ..... 2-0	Tennessee State ..... 1-0
Boston ..... 7-1	Howard ..... 1-0	Northwestern State ..... 1-0	Tennessee Tech ..... 1-0
Boston College ..... 2-0	Illinois ..... 1-1	Notre Dame ..... 2-1	Texas ..... 2-2
Bradley ..... 1-0	Illinois State ..... 1-0	Oakland ..... 1-0	Texas A&M ..... 8-3
Bucknell ..... 1-0	Indiana ..... 3-2	Ohio State ..... 1-2	Towson State ..... 1-0
Buffalo ..... 2-0	Iowa ..... 0-1	Oklahoma ..... 5-1	Troy ..... 1-0
BYU ..... 1-0	Iowa State ..... 2-0	Oklahoma State ..... 0-2	Tulane ..... 16-0
Cal State Northridge ..... 1-0	Jackson State ..... 2-0	Old Dominion ..... 2-0	Tulsa ..... 11-1
Canisius ..... 1-0	Kansas ..... 3-6	Ole Miss ..... 14-4	UAB ..... 14-3
Central Conn. St. .... 2-0	Kansas State ..... 2-1	Oral Roberts ..... 1-0	UCF ..... 5-0
Charlotte ..... 2-3	Keene State ..... 1-0	Oregon State ..... 1-0	UCLA ..... 4-4
Chattanooga ..... 2-0	Kentucky ..... 2-4	Pennsylvania ..... 3-0	UNC Asheville ..... 2-0
Christian Brothers ..... 2-0	La Salle ..... 3-0	Penn State ..... 4-4	UNC Greensboro ..... 1-0
Cincinnati ..... 6-7	Lafayette (Pa.) ..... 1-0	Pepperdine ..... 1-0	UNC Wilmington ..... 1-0
Cleveland State ..... 4-0	Lamar ..... 4-0	Pittsburgh ..... 2-1	UIC ..... 1-0
Coastal Carolina ..... 1-0	LIU-Brooklyn ..... 1-0	Portland ..... 3-0	USF ..... 10-1
Colorado ..... 1-1	Lipscomb ..... 1-0	Princeton ..... 2-0	Utah ..... 1-1
Colorado State ..... 0-1	Long Beach State ..... 1-0	Providence ..... 3-1	Utah Valley ..... 1-0
Columbia ..... 1-0	Louisiana Tech ..... 1-1	Purdue ..... 2-1	UTEP ..... 5-0
Connecticut ..... 2-5	Louisville ..... 15-7	Radford ..... 1-0	UT Arlington ..... 3-0
Coppin State ..... 1-0	Loyola ..... 1-0	Rhode Island ..... 16-2	UT Martin ..... 5-0
Cornell ..... 1-0	Lowell ..... 2-1	Rice ..... 4-0	Valparaiso ..... 1-0
Dartmouth ..... 1-0	LSU ..... 11-2	Richmond ..... 1-0	Vanderbilt ..... 15-4
Davidson ..... 1-0	Manhattan ..... 2-0	Rider ..... 1-0	Vermont ..... 3-0
Dayton ..... 1-0	Marist ..... 2-0	Robert Morris ..... 1-1	Villanova ..... 2-0
DePaul ..... 4-2	Marquette ..... 3-1	Rutgers ..... 11-4	Virginia ..... 0-1
Detroit ..... 1-0	Marshall ..... 6-0	Saint Louis ..... 4-3	Virginia Tech ..... 3-0
Drexel ..... 2-0	Maryland ..... 5-3	Sam Houston State ..... 1-0	VMI ..... 1-0
Duke ..... 1-3	Massachusetts ..... 1-0	Samford ..... 3-0	Wake Forest ..... 2-1
Duquesne ..... 12-4	Memphis ..... 1-0	Santa Clara ..... 1-0	Washington ..... 1-0
East Carolina ..... 7-0	Miami (Fla.) ..... 0-1	Savannah State ..... 1-0	West Virginia ..... 13-7
East Tennessee State ... 4-0	Miami (Ohio) ..... 2-0	Seton Hall ..... 1-0	Western Kentucky ..... 2-0
Eastern Kentucky ..... 3-0	Michigan ..... 1-0	Siena ..... 4-0	Wichita State ..... 2-0
Eastern Michigan ..... 2-0	Michigan State ..... 2-1	SMU ..... 7-0	Winthrop ..... 3-0
Fairfield ..... 1-0	Middle Tennessee ..... 3-0	South Carolina ..... 13-3	Wisconsin ..... 1-1
Florida ..... 15-8	Milwaukee ..... 1-0	South Connecticut ..... 1-0	Wofford ..... 1-0
Florida State ..... 1-1	Mississippi State ..... 12-0	Southeastern Louisiana 3-0	Wright State ..... 1-0
Florida Tech ..... 0-1	Mississippi Valley St. .... 1-0	Southern Cal ..... 2-0	Xavier ..... 2-2
Fordham ..... 5-0	Missouri ..... 8-3	Southern Illinois ..... 1-0	Yale ..... 1-0
Fort Wayne ..... 1-0	Monmouth ..... 1-0	Southern Miss ..... 15-4	
Furman ..... 1-0	Montana State ..... 1-0	Southwest Texas St. .... 1-0	







# TEAM GAME RECORDS CAL ERA

## MOST FIELD GOALS

FGs.	Opponent	Date
46	MARIST	11/11/11
44	vs. Arizona State	11/28/16
44	AUBURN	2/21/15
42	UIC	11/26/17
42	LIU BROOKLYN	11/23/12
41	UT MARTIN	11/25/16
41	HARTFORD	12/29/09
40	vs. North Carolina	12/17/16
40	LAFAYETTE	11/16/12
38	CLEVELAND STATE	11/23/16
38	LSU	3/5/16
38	vs. Wake Forest	3/20/10

## FEWEST FIELD GOALS

FGs.	Opponent	Date
14	at South Carolina	3/1/14
16	vs. Kansas State	3/22/18
16	ALABAMA	3/4/14
17	GEORGIA	12/31/17
17	LOUISVILLE	12/31/11
17	at Auburn	2/12/14
18	vs. LSU	3/9/12
18	vs. Vanderbilt	3/15/13
18	vs. Florida	3/16/14
18	vs. UConn	4/7/14
18	at Texas A&M	1/10/15
18	at South Carolina	1/24/15

## MOST FIELD-GOAL ATTEMPTS

FGs.	Opponent	Date
84	vs. Arizona State	11/28/16
80	UCLA	12/3/16
77	ARKANSAS	1/23/10
76	ARKANSAS	2/27/14
75	MARIST	11/11/11
74	at Ole Miss	12/29/16
74	vs. North Carolina	12/17/16
74	UT MARTIN	11/25/16

## FEWEST FIELD-GOAL ATTEMPTS

FGs.	Opponent	Date
39	at South Carolina	1/24/15
40	at Robert Morris	3/19/13
41	ALABAMA	1/31/15
41	TENNESSEE	1/31/12
42	vs. Kansas State	3/22/18
42	vs. Alabama	3/10/18
42	FLORIDA	2/15/14
42	vs. Providence	12/1/13
42	vs. LSU	3/9/12
42	vs. Cleveland State	11/24/09

## MOST FREE THROWS

FTs.	Opponent	Date
35	vs. Indiana	3/23/12
33	at South Carolina	3/1/14
32	LOUISVILLE	12/31/11
31	MOREHEAD STATE	11/21/12
31	INDIANA	12/11/10
30	vs. Auburn	3/14/15
30	UNC ASHEVILLE	11/8/13
30	vs. Baylor	3/25/12
29	VMI	11/18/18
29	ILLINOIS STATE	11/30/15
29	at North Carolina	12/14/13

## FEWEST FREE THROWS

FTs.	Opponent	Date
3	ETSU	11/17/17
4	vs. UConn	4/2/11
4	VANDERBILT	1/23/16
5	vs. Georgia	3/9/18
6	vs. Michigan	3/30/14
6	at Florida	2/12/13

6	at Alabama	1/22/13
6	vs. Princeton	3/17/11

## MOST FREE-THROW ATTEMPTS

FTs.	Opponent	Date
48	UNC ASHEVILLE	11/8/13
46	ILLINOIS STATE	11/30/15
44	vs. Baylor	3/25/12
44	INDIANA	12/11/10
43	at North Carolina	12/14/13
43	LOUISVILLE	12/31/11
42	at South Carolina	3/1/14
41	vs. TENNESSEE STATE	11/23/18
41	vs. LSU	3/14/14
41	MOREHEAD STATE	11/21/12

## FEWEST FREE-THROW ATTEMPTS

FTs.	Opponent	Date
6	VANDERBILT	1/23/16
10	vs. Georgia	3/9/18
10	vs. Wisconsin	4/4/15
11	at LSU	2/10/15
11	vs. Michigan	3/30/14
11	MISSISSIPPI STATE	2/27/13
11	at Florida	2/12/13
11	at Alabama	1/22/13
11	at Florida	3/4/12
11	GEORGIA	3/1/12
11	FLORIDA	2/7/12
11	vs. Princeton	3/17/11

## MOST 3-POINTERS

3s.	Opponent	Date
15	GEORGIA	3/1/12
15	vs. ETSU	3/18/10
14	HARTFORD	12/29/09
13	TEXAS A&M	1/3/17
13	vs. Alabama	3/11/16
13	ETSU	11/12/10
12	FLORIDA	2/6/16
12	vs. UCLA	12/20/14
12	CHATTANOOGA	12/17/11
12	vs. North Carolina	3/27/11
12	WINTHROP	12/22/10
12	VANDERBILT	1/30/10

## FEWEST 3-POINTERS

3s.	Opponent	Date
0	vs. Davidson	3/15/18
1	at South Carolina	1/16/18
1	at Vanderbilt	1/10/17
1	Texas	12/5/14
1	LSU	2/22/14
1	vs. LSU	3/9/12
1	Tennessee	1/31/12
1	vs. Alabama	3/12/10

## MOST 3-POINT ATTEMPTS

3s.	Opponent	Date
33	CHATTANOOGA	12/17/11
33	vs. ETSU	3/18/10
33	ARKANSAS	1/23/10
32	vs. West Virginia	3/27/10
28	vs. Arizona State	11/28/16
28	at Texas A&M	1/10/15
28	ALABAMA	3/4/14
28	vs. Vanderbilt	3/11/12
28	HARTFORD	12/29/09
27	GEORGIA	3/1/12
27	vs. UConn	4/2/11

## FEWEST 3-POINT ATTEMPTS

3s.	Opponent	Date
5	vs. Wisconsin	4/4/15
5	vs. Wisconsin	4/5/14

5	at Tennessee	1/14/12
6	vs. Davidson	3/15/18
6	FLORIDA	3/7/15
6	Vanderbilt	1/20/15
7	at Missouri	1/29/15
7	PROVIDENCE	11/30/14
7	vs. Louisville	3/31/12
7	at Indiana	12/10/11

## MOST REBOUNDS

Rebs.	Opponent	Date
59	vs. Arizona State	11/28/16
59	ARKANSAS	1/23/10
57	LOUISVILLE	12/31/11
56	ROBERT MORRIS	11/17/13
54	NJIT	11/14/15

## FEWEST REBOUNDS

Rebs.	Opponent	Date
21	ALABAMA	1/31/15
21	at Tennessee	2/16/13
22	vs. Wisconsin	4/4/15
24	GEORGIA	2/3/15
24	NORTH CAROLINA	12/13/14
24	TENNESSEE	1/18/14
25	vs. Baylor	12/6/13
25	at Robert Morris	3/19/13

## MOST OFFENSIVE REBOUNDS

Rebs.	Opponent	Date
26	ARKANSAS	2/27/14
24	GRAND CANYON	11/14/14
24	vs. West Virginia	3/27/10
22	NJIT	11/14/15
22	at Auburn	2/2/14
22	ARKANSAS	1/23/10
21	at West Virginia	1/27/18
21	VALPARAISO	12/7/16
21	COLUMBIA	12/10/14
21	at South Carolina	3/1/14
21	BAYLOR	12/1/12
21	at Indiana	12/12/09

## FEWEST OFFENSIVE REBOUNDS

Rebs.	Opponent	Date
1	vs. Alabama	3/10/18
3	at South Carolina	1/24/14
5	GEORGIA	2/3/15
5	ALABAMA	1/31/15
5	MISSISSIPPI STATE	2/15/11
5	GEORGIA	1/29/11

## MOST DEFENSIVE REBOUNDS

Rebs.	Opponent	Date
39	vs. Arizona State	11/28/16
39	ROBERT MORRIS	11/17/13
39	EASTERN MICHIGAN	1/2/13
38	TROY	11/20/17
38	vs. Hampton	3/19/15
38	EASTERN KENTUCKY	12/7/14
38	vs. Cleveland State	11/24/09
37	at Texas A&M	1/10/15
37	LOUISVILLE	12/31/11
37	ARKANSAS	1/23/10

## FEWEST DEFENSIVE REBOUNDS

Rebs.	Opponent	Date
9	at Tennessee	2/16/13
13	NORTH CAROLINA	12/13/14
15	vs. Baylor	12/6/13
15	at Alabama	1/18/11
16	vs. Wisconsin	4/4/15
16	ALABAMA	1/31/15
16	TEXAS A&M	1/12/13
16	at Auburn	1/11/12
16	vs. UConn	11/24/10

## MOST ASSISTS

Assts.	Opponent	Date
33	vs. Arizona State	11/28/16
30	HARTFORD	12/29/09
28	LIU BROOKLYN	11/23/12
28	vs. UNC Asheville	11/30/09
25	CLEVELAND STATE	11/23/16
25	AUBURN	2/21/15
25	vs. UCLA	12/20/14
24	at Ole Miss	12/29/16
24	UT MARTIN	11/25/16
24	BOSTON	11/21/14
24	MARIST	11/11/11
24	vs. ETSU	3/18/10

## FEWEST ASSISTS

Assts.	Opponent	Date
5	LSU	2/22/14
6	vs. Kansas State	3/22/18
6	at Florida	3/3/18
6	VANDERBILT	3/1/11

## MOST TURNOVERS

TOs.	Opponent	Date
24	MOREHEAD STATE	11/13/09
23	SAM HOUSTON STATE	11/19/09
22	ETSU	11/17/17
21	LOUISVILLE	12/31/11
21	vs. Old Dominion	11/20/11
21	NORTH CAROLINA	12/5/09
20	EASTERN MICHIGAN	11/27/13
20	ALBANY	11/13/15
20	vs. Cleveland State	11/24/09

## FEWEST TURNOVERS

TOs.	Opponent	Date
3	at Georgia	3/3/15
3	at South Carolina	2/4/12
4	ALABAMA	2/23/16
4	COLUMBIA	12/10/14
4	vs. Wisconsin	4/5/14
4	PORTLAND	11/26/11
5	vs. Georgia	3/9/18
5	vs. Georgia	3/12/16
5	at Vanderbilt	2/27/16
5	ALABAMA	1/31/15

## MOST BLOCKS

Blks.	Opponent	Date
18	ST. JOHN'S	12/1/11
15	vs. Stony Brook	3/17/16
14	at Georgia	3/3/10
13	vs. UCLA	12/20/14
13	at Ole Miss	1/29/13
13	ARKANSAS	1/17/12
13	vs. Kansas	11/15/11
13	MARIST	11/11/11

## FEWEST BLOCKS

Blks.	Opponent	Date
1	vs. Georgia	3/9/19
1	at Vanderbilt	1/10/17
1	vs. Alabama	3/11/16
1	at LSU	1/5/16
1	WRIGHT STATE	11/20/15
1	ALABAMA	1/31/15
1	at Missouri	1/29/15
1	vs. Wisconsin	4/5/14
1	at Florida	3/8/14

## MOST STEALS

Stls.	Opponent	Date
15	LAFAYETTE	11/16/12
13	OLE MISS	1/2/16
13	vs. UConn	12/9/09
12	NORTH DAKOTA	11/14/18



# TEAM GAME RECORDS CAL ERA

12	STEPHEN F. AUSTIN	11/11/16	.900	at Ole Miss	2/18/14
12	BOSTON	11/24/15	.895	DREXEL	12/21/09
12	NORTH CAROLINA	12/13/14	.889	at Alabama	1/17/15
12	PROVIDENCE	11/30/14	.889	TENNESSEE	1/31/12
12	LIPSCOMB	12/15/12		<i>min 10 attempts</i>	
12	PORTLAND	11/26/11			
12	vs. Cornell	3/25/10			
12	GEORGIA	1/9/10			
12	vs. UNC Asheville	11/30/09			

## FEWEST STEALS

Stls.	Opponent	Date
0	vs. Baylor	12/6/13
1	vs. Duke	11/7/18
1	at West Virginia	1/27/18
1	vs. Michigan State	11/12/13
1	at Robert Morris	3/19/13
1	vs. West Virginia	3/19/11
1	FLORIDA	2/26/11

## MOST PERSONAL FOULS

Fls.	Opponent	Date
33	at Kansas	1/30/16
32	at South Carolina	1/16/18
31	at Arkansas	1/14/14
31	at North Carolina	12/14/13
29	at Missouri	2/3/18
29	at South Carolina	3/1/14
28	VANDERBILT	1/30/10

## FEWEST PERSONAL FOULS

Fls.	Opponent	Date
7	HARTFORD	12/29/09
8	MONTANA STATE	11/23/14
8	LAFAYETTE	11/16/12
8	vs. Florida	3/10/12
8	vs. Princeton	3/17/11
8	WINTHROP	12/22/10
8	DREXEL	12/21/09
8	vs. UNC Asheville	11/30/09

## HIGHEST FIELD-GOAL PCT.

Pct.	Opponent	Date
.677	LIU BROOKLYN	11/23/12
.667	UIC	11/26/17
.647	AUBURN	2/21/15
.645	LAFAYETTE	11/16/12
.643	vs. Alabama	3/10/18
.643	vs. Providence	12/3/13
.614	SOUTH CAROLINA	2/5/13
.613	MARIST	11/11/11
.603	vs. Wake Forest	3/20/10
.603	HARTFORD	12/29/09

## LOWEST FIELD-GOAL PCT.

Pct.	Opponent	Date
.269	at South Carolina	3/1/14
.281	at Texas A&M	1/10/15
.296	BAYLOR	12/1/12
.298	LOUISVILLE	12/31/11
.309	at Auburn	2/12/14
.313	at Missouri	2/3/18
.315	GEORGIA	12/31/17
.327	ALABAMA	3/4/14
.339	vs. UConn	4/2/11
.342	ARKANSAS	2/27/14

## HIGHEST FREE-THROW PCT.

Pct.	Opponent	Date
1.000	FLORIDA	2/7/12
1.000	AUSTIN PEAY	12/19/09
.958	TENNESSEE	1/18/14
.955	at Florida	2/7/15
.946	vs. Indiana	3/23/12
.923	at Mississippi State	2/25/15
.900	vs. Wisconsin	4/4/15

## LOWEST FREE-THROW PCT.

Pct.	Opponent	Date
.200	ETSU	11/17/17
.333	vs. UConn	4/2/11
.391	ETSU	11/12/10
.412	vs. Wake Forest	3/20/10
.435	at Vanderbilt	2/27/16
.471	at Texas A&M	2/10/18
.471	PROVIDENCE	11/30/14
.478	at Louisville	12/29/12
	<i>min 10 attempts</i>	

## HIGHEST 3-POINT PCT.

Pct.	Opponent	Date
.700	at Florida	3/1/16
.692	DREXEL	12/21/09
.667	vs. Alabama	3/10/18
.667	AUSTIN PEAY	12/19/09
.636	vs. Michigan	3/30/14
.625	MISSOURI	2/24/18
.625	BOSTON	11/30/10
.600	FLORIDA	2/6/16
.600	FLORIDA	2/7/12
.591	vs. Alabama	3/11/16
	<i>min 10 attempts</i>	

## LOWEST 3-POINT PCT.

Pct.	Opponent	Date
.000	vs. Davidson	3/15/18
.077	vs. Alabama	3/12/10
.083	TEXAS	12/5/14
.091	at South Carolina	1/16/18
.091	at Tennessee	2/27/10
.100	at Missouri	2/3/18
.100	TENNESSEE	1/31/12
.111	at Vanderbilt	1/10/17
.118	COLUMBIA	12/10/14
.125	vs. LSU	3/9/12
.125	vs. West Virginia	3/27/10
.125	vs. Cornell	3/25/10
	<i>min 10 attempts</i>	

## HIGHEST REBOUND MARGIN

Margin	Opponent	Date
+31	NJIT	11/14/15
+30	NORTH DAKOTA	11/14/18
+30	GRAND CANYON	11/14/14
+29	SOUTHERN ILLINOIS	11/9/18
+28	NKU	11/10/13
+27	vs. Little Rock	1/3/12
+26	vs. Arizona State	11/28/16
+26	LOUISVILLE	12/31/11
+25	EASTERN KENTUCKY	12/9/15
+25	EASTERN MICHIGAN	1/2/13
+25	at Indiana	12/12/09

## LOWEST REBOUND MARGIN

Margin	Opponent	Date
-25	at Florida	2/4/17
-18	at Tennessee	2/16/13
-16	vs. Baylor	12/6/13
-16	vs. Maryland	11/9/12
-15	TENNESSEE	1/18/14
-14	at LSU	1/5/16
-12	vs. Wisconsin	4/4/15
-12	GEORGIA	2/3/15
-12	at South Carolina	1/24/14
-12	vs. Alabama	3/12/10
-11	at Kansas	1/30/16
-11	TEXAS	12/5/14

## VICTORY MARGINS

Margin (Score)	Opponent	Date
+58 (86-28)	MONTANA STATE	11/13/14
+52 (101-49)	LAFAYETTE	11/16/12
+50 (108-58)	MARIST	11/11/11
+49 (86-37)	MISSOURI	1/13/15
+48 (92-44)	UT ARLINGTON	11/25/14
+48 (88-40)	RADFORD	11/23/11
+46 (115-69)	vs. Arizona State	11/28/16
+44 (88-44)	DREXEL	12/21/09
+42 (100-58)	TEXAS A&M	1/3/17
+43 (104-61)	HARTFORD	12/29/09
+40 (85-45)	GRAND CANYON	11/14/14
+39 (78-39)	vs. West Virginia	3/26/15
+39 (83-44)	vs. UCLA	12/20/14

## VICTORY MARGIN IN RUPP ARENA

Margin (Score)	Opponent	Date
+58 (86-28)	MONTANA STATE	11/13/14
+52 (101-49)	LAFAYETTE	11/16/12
+50 (108-58)	MARIST	11/11/11
+49 (86-37)	MISSOURI	1/13/15
+48 (92-44)	UT ARLINGTON	11/25/14
+48 (88-40)	RADFORD	11/23/11
+44 (88-44)	DREXEL	12/21/09
+43 (104-61)	HARTFORD	12/29/09
+42 (100-58)	TEXAS A&M	1/3/17
+40 (85-45)	GRAND CANYON	11/14/14

## VICTORY MARGIN IN SEC PLAY

Margin (Score)	Opponent	Date
+49 (86-37)	MISSOURI	1/13/15
+42 (100-58)	TEXAS A&M	1/3/17
+38 (82-44)	LSU	1/15/11
+35 (110-75)	AUBURN	2/21/15
+34 (82-48)	GEORGIA	2/9/16
+34 (88-54)	MISSOURI	1/27/16
+34 (77-43)	SOUTH CAROLINA	2/14/15
+34 (86-52)	at South Carolina	2/4/12
+31 (90-59)	SOUTH CAROLINA	2/19/11
+31 (101-70)	ARKANSAS	1/23/10
+30 (43-36)	MISSISSIPPI STATE	2/27/13
+30 (79-49)	GEORGIA	3/1/12

## VICTORY MARGIN ON THE ROAD

Margin (Score)	Opponent	Date
+34 (86-52)	at South Carolina	2/4/12
+31 (79-48)	at Portland	11/19/10
+27 (89-62)	at South Carolina	2/13/16
+26 (81-55)	at LSU	2/6/10
+24 (74-50)	at LSU	1/28/12
+23 (99-76)	at Ole Miss	12/29/16
+22 (70-48)	at Alabama	1/17/15
+22 (75-53)	at Auburn	1/19/13
+18 (74-56)	at Mississippi State	2/25/15
+18 (66-48)	at Tennessee	2/17/15
+17 (90-73)	at Indiana	12/12/09

## VICTORY MARGIN AT A NEUTRAL SITE

Margin (Score)	Opponent	Date
+46 (115-69)	vs. Arizona State	11/28/16
+39 (78-39)	vs. West Virginia	3/26/15
+39 (83-44)	vs. UCLA	12/20/14
+38 (85-47)	vs. Penn State	11/19/11
+32 (72-40)	vs. Kansas	11/18/14
+30 (90-60)	vs. Wake Forest	3/20/10
+29 (100-71)	vs. ETSU	3/18/10
+29 (74-45)	vs. Tennessee	3/13/10
+28 (85-57)	vs. Stony Brook	3/17/16
+26 (85-59)	vs. Alabama	3/11/16

## VICTORY MARGIN ON THE ROAD IN THE SEC

Margin (Score)	Opponent	Date
+34 (86-52)	at South Carolina	2/4/12

+27 (89-62)	at South Carolina	2/13/16
+26 (81-55)	at LSU	2/6/10
+24 (74-50)	at LSU	1/28/12
+23 (99-76)	at Ole Miss	12/29/16
+22 (70-48)	at Alabama	1/17/15
+22 (75-53)	at Auburn	1/19/13
+18 (74-56)	at Mississippi State	2/25/15
+18 (66-48)	at Tennessee	2/17/15
+16 (77-61)	at Alabama	1/9/16
+16 (69-53)	at Missouri	1/29/15

## VICTORY MARGIN IN THE SEC TOURNAMENT

Margin (Score)	Opponent	Date
+29 (74-45)	vs. Tennessee	3/13/10
+26 (85-59)	vs. Alabama	3/11/16
+24 (91-67)	vs. Auburn	3/14/15
+23 (86-63)	vs. Alabama	3/10/18
+18 (85-67)	vs. LSU	3/14/14
+17 (82-65)	vs. Arkansas	3/12/17
+16 (70-54)	vs. Florida	3/13/11
+15 (78-63)	vs. Arkansas	3/15/15
+15 (64-49)	vs. Florida	3/13/15
+14 (72-58)	vs. Alabama	3/12/11

## VICTORY MARGIN IN THE NCAA TOURNAMENT

Margin (Score)	Opponent	Date
+39 (78-39)	vs. West Virginia	3/26/15
+30 (90-60)	vs. Wake Forest	3/20/10
+29 (100-71)	vs. ETSU	3/18/10
+28 (85-57)	vs. Stony Brook	3/17/16
+23 (79-56)	vs. Hampton	3/19/15
+20 (95-75)	vs. Buffalo	3/17/18
+17 (62-45)	vs. Cornell	3/25/10
+16 (87-71)	vs. Iowa State	3/17/12
+15 (81-66)	vs. Western Kentucky	3/15/12
+13 (64-51)	vs. Cincinnati	3/21/15
+12 (82-70)	vs. Baylor	3/25/12
+12 (102-90)	vs. Indiana	3/23/12







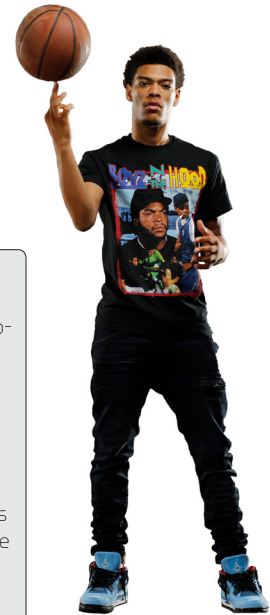
Twitter @Q\_Green1

Instagram @q\_boogi

### 2018-19 SEASON/CAREER HIGHS

<b>Points</b>		
Season	17, vs. VMI (11/18/18)	
Career	21, vs. ETSU (11/17/17)	
<b>Rebounds</b>		
Season	3, vs. VMI (11/18/18)	
Career	6, 2x last, at Arkansas (2/20/18)	
<b>Field Goals</b>		
Season	5, vs. VMI (11/18/18)	
Career	9, vs. ETSU (11/17/17)	
<b>Field Goals Attempted</b>		
Season	10, vs. VMI (11/18/18)	
Career	10, vs. VMI (11/18/18)	
<b>3-Point Field Goals</b>		
Season	3, vs. VMI (11/18/18)	
Career	3, 5x, last vs. VMI (11/18/18)	
<b>3-Point Field Goals Attempted</b>		
Season	5, 2x, last vs. VMI (11/18/18)	
Career	7, 2x last, at Arkansas (2/20/18)	
<b>Free Throws</b>		
Season	4, 3x, last vs. WINTHROP (11/21/18)	
Career	6, vs. GEORGIA (12/31/17)	
<b>Free Throws Attempted</b>		
Season	5, vs. SOUTHERN ILLINOIS (11/9/18)	
Career	8, vs. GEORGIA (12/31/17)	
<b>Assists</b>		
Season	5, vs. NORTH DAKOTA (11/14/18)	
Career	8, vs. Alabama (3/10/18)	
<b>Steals</b>		
Season	3, vs. NORTH DAKOTA (11/14/18)	
Career	3, vs. NORTH DAKOTA (11/14/18)	
<b>Blocked Shots</b>		
Season	-	
Career	-	
<b>Minutes Played</b>		
Season	27, vs. VMI (11/18/18)	
Career	34, at Arkansas (2/20/18)	
<b>MISCELLANEOUS</b>		
	<b>2018-19</b>	<b>CAREER</b>
Dunks	0	0
Double-Figure		
Scoring Games	3	20
Double-Figure		
Rebounding Games	0	0
Games With		
Double-Double	0	0
Games Led UK		
in Scoring	0	3
Games Led UK		
in Rebounding	0	1
Games Led UK		
in Assists	3	10
Games Led UK		
in Steals	1	5
Games Led UK		
in Blocks	0	0
Games With		
3+ Assists	4	21
Games With		
3+ Blocks	0	0
Games With		
3+ Steals	1	1
Games With		
3+ 3-Pointers	1	5

- Pronunciation: KWAH-DAY
- Knocked down eight straight free throws
- Tied for first on the team with 17 assists
- Posted 17 points and a career-high-tying three 3-pointers vs. VMI
- Swiped a career-high three steals and added a team-best five assists against North Dakota
- Sparked the key run in the win over Southern Illinois with a 3-pointer and a runner
  - Finished with 14 points, 10 of which came in the second half. Also tallied three assists
- Over the six exhibition games, averaged 9.0 points, 2.0 assists and 1.7 rebounds a game while shooting 50 percent from the field
- Started 13 of the 34 games in which he appeared as a freshman
  - Averaged 9.3 points, 2.7 assists and 1.8 rebounds
  - Led the team in scoring three times, steals four times and assists on seven occasions
  - Topped double-figure scoring 17 times, including in six of his final 11 games played
  - Was third on the team with a 37.6 3-point FG pct.
  - Made 41 3-pointers as a freshman, including hitting at least three in four games
  - Ranked second on the team with an .808 FT pct.
- Five-star point guard prospect by Rivals, ESPN and Scout
- 2016 and 2017 Pennsylvania Class 3A Player of the Year
- On the USA Basketball 2016 FIBA Americas U18 Championship team that won a gold medal in Chile
- McDonald's High School All-American, Jordan Brand Classic & HoopHall Classic (MVP) participant



**Birthday:** May 12  
**Mother:** Tamika Johnson  
**Major:** Undeclared/exploratory studies in agriculture

**His hidden talent is ...**  
 He draws action figures

**Did you know ...**  
 He points to Chris Paul as his greatest basketball influence

**He also goes by ...**  
 Q, Q-Boogie, Boogie, Day-Day

### Game-By-Game Statistics

Opponent	Date	qs	min	Total		3-Pointers		Free throws		Rebounds				pf	a	t/o	blk	stl	pts	avg	
				fg-fga	pct	3fg-fga	pct	ft-fa	pct	off	def	tot	avg								
vs #4/3 Duke	11/6/18		16	0-4	.000	0-2	.000	1-2	.500	0	1	1	1.0	1	3	1	0	0	1	1.0	
SOUTHERN ILLINOIS	11/9/18		26	4-8	.500	2-5	.400	4-5	.800	0	0	0	0.5	0	3	2	0	1	14	7.5	
NORTH DAKOTA	11/14/18		16	2-3	.667	0-0	.000	2-2	1.000	1	1	2	1.0	0	5	2	0	3	6	7.0	
VMI	11/18/18		27	5-10	.500	3-5	.600	4-4	1.000	1	2	3	1.5	1	2	1	0	2	17	9.5	
WINTHROP	11/21/18		22	3-5	.600	1-3	.333	4-4	1.000	0	1	1	1.4	2	0	3	0	2	11	9.8	
TENNESSEE STATE	11/23/18		17	2-6	.333	1-3	.333	0-0	.000	1	1	2	1.5	0	4	4	0	1	5	9.0	
<b>Totals</b>			0	124	16-36	.444	7-18	.389	15-17	.882	3	6	9	1.5	4	17	13	0	9	54	9.0

Games played: 6  
 Minutes/game: 20.7  
 Points/game: 9.0  
 FG Pct: 44.4  
 3FG Pct: 38.9  
 FT Pct: 88.2

Rebounds/game: 1.5  
 Assists/game: 2.8  
 Turnovers/game: 2.2  
 Assist/turnover ratio: 1.3  
 Steals/game: 1.5

### Career Statistics

Year	GP-GS	Min-Avg	FG-FGA	Pct	3FG-FGA	Pct	FT-FTA	Pct	Off-Def-Tot-Avg	PF-FO	Ast	TO	Blk	Stl	Pts	Avg
2017-18	35-13	869-25.6	116-257	.451	41-109	.376	42-52	.808	13-47-60-1.8	55-0	91	55	0	11	315	9.3
2018-19	6-0	124-20.7	16-36	.444	7-18	.389	15-17	.882	3-6-9-1.5	4-0	17	13	0	9	54	9.0
<b>TOTAL</b>	<b>40-13</b>	<b>993-24.8</b>	<b>132-293</b>	<b>.451</b>	<b>48-127</b>	<b>.378</b>	<b>57-69</b>	<b>.826</b>	<b>16-53-69-1.7</b>	<b>59-0</b>	<b>108</b>	<b>68</b>	<b>0</b>	<b>20</b>	<b>369</b>	<b>9.2</b>





# ASHTON HAGANS

Freshman | Guard | 6-3 | 192 lbs | Cartersville, Ga. | Newton

[@H23Ash](#) | [@ashton.hagans](#)

## 2018-19 SEASON/CAREER HIGHS

<b>Points</b>		
Season	5, vs. VMI (11/18/18)	
Career	5, vs. VMI (11/18/18)	
<b>Rebounds</b>		
Season	2, 2x, last vs. WINTHROP (11/21/18)	
Career	2, 2x, last vs. WINTHROP (11/21/18)	
<b>Field Goals</b>		
Season	2, vs. VMI (11/18/18)	
Career	2, vs. VMI (11/18/18)	
<b>Field Goals Attempted</b>		
Season	4, vs. TENNESSEE STATE (11/23/18)	
Career	4, vs. TENNESSEE STATE (11/23/18)	
<b>3-Point Field Goals</b>		
Season	-	
Career	-	
<b>3-Point Field Goals Attempted</b>		
Season	1, 3x, last vs. TENN. ST. (11/23/18)	
Career	1, 3x, last vs. TENN. ST. (11/23/18)	
<b>Free Throws</b>		
Season	1, vs. VMI (11/18/18)	
Career	1, vs. VMI (11/18/18)	
<b>Free Throws Attempted</b>		
Season	2, vs. VMI (11/18/18)	
Career	2, vs. VMI (11/18/18)	
<b>Assists</b>		
Season	4, 2x, last vs. VMI (11/18/18)	
Career	4, 2x, last vs. VMI (11/18/18)	
<b>Steals</b>		
Season	2, vs. VMI (11/18/18)	
Career	2, vs. VMI (11/18/18)	
<b>Blocked Shots</b>		
Season	2, vs. VMI (11/18/18)	
Career	2, vs. VMI (11/18/18)	
<b>Minutes Played</b>		
Season	21, vs. VMI (11/18/18)	
Career	21, vs. VMI (11/18/18)	
<b>MISCELLANEOUS</b>		
	<b>2018-19</b>	<b>CAREER</b>
Dunks	0	0
Double-Figure Scoring Games	0	0
Double-Figure Rebounding Games	0	0
Games With Double-Double	0	0
Games Led UK in Scoring	0	0
Games Led UK in Rebounding	0	0
Games Led UK in Assists	2	2
Games Led UK in Steals	1	1
Games Led UK in Blocks	0	0
Games With 3+ Assists	3	3
Games With 3+ Blocks	0	0
Games With 3+ Steals	0	0
Games With 3+ 3-Pointers	0	0

- Pronunciation: HAY-gens
- Played his best game of his young career vs. VMI, totaling season bests in points (five), assists (four), steals (two), blocks (two) and minutes (21)
- Made first collegiate start vs. Duke and dished out four assists
- Averaged 5.5 points, 2.8 assists and 1.7 steals in six exhibition games
- Scored 10 points, dished out three assists and had a steal against Transylvania
  - Went a perfect 4 for 4 from the free-throw line
- Defensive stalwart in four wins on the foreign exhibition tour in the Bahamas
  - Averaged 5.0 points, 4.3 boards, 2.5 assists and 2.0 steals per game
  - Had two or more steals in three of the four games
- Forewent his final year of high school eligibility and enrolled at UK a year early
- Swept the major awards in the state of Georgia, winning both the Gatorade Georgia Player of the Year and the Mr. Georgia Basketball honor as a junior
  - Averaged 20.2 points, 10.7 assists, 7.6 assists and 3.6 steals while leading Newton to the 7A state semi-finals
- Rated as the No. 12 overall player in the final Rivals rankings and No. 13 by 247 Sports. ESPN ranked him No. 20 overall
  - Consensus top three point guard in class of 2018

**Birthday:** July 8  
**Parents:** Monica Wheeler and Marvin Hagans  
**Major:** Undeclared/exploratory studies in agriculture

**Off the court he likes to ...**  
 Chill with teammates, play NBA2K, watch highlights, go out to eat and sleep

**Did you know ...**  
 He won a football little league state championship as a kid and is a cousin to former NFL player Ronnie Brown



## Game-By-Game Statistics

Opponent	Date	gs	min	Total		3-Pointers		Free throws		Rebounds				Misc							
				fg-fga	pct	3fg-fga	pct	ft-fga	pct	off	def	tot	avg	pf	a	t/o	blk	stl	pts	avg	
vs #4/3 Duke	11/6/18	*	20	1-3	.333	0-1	.000	0-0	.000	0	1	1	1.0	4	4	3	0	0	2	2.0	
SOUTHERN ILLINOIS	11/9/18		13	0-0	.000	0-0	.000	0-0	.000	0	0	0	0.5	3	3	2	0	0	0	1.0	
NORTH DAKOTA	11/14/18		16	1-3	.333	0-1	.000	0-0	.000	1	1	2	1.0	0	1	2	0	1	2	1.3	
VMI	11/18/18		21	2-3	.667	0-0	.000	1-2	.500	0	1	1	1.0	1	4	0	2	2	5	2.3	
WINTHROP	11/21/18		16	1-1	1.000	0-0	.000	0-0	.000	1	1	2	1.2	2	1	3	0	1	2	2.2	
TENNESSEE STATE	11/23/18		12	1-4	.250	0-1	.000	0-0	.000	0	0	0	1.0	0	1	1	0	0	2	2.2	
<b>Totals</b>			1	98	6-14	.429	0-3	.000	1-2	.500	2	4	6	1.0	10	14	11	2	4	13	2.2

Games played: 6  
 Minutes/game: 16.3  
 Points/game: 2.2  
 Double-Figure FG Pct: 42.9  
 3FG Pct: 0.0  
 FT Pct: 50.0

Rebounds/game: 1.0  
 Assists/game: 2.3  
 Turnovers/game: 1.8  
 Assist/turnover ratio: 1.3  
 Steals/game: 0.7  
 Blocks/game: 0.3

## Career Statistics

Year	GP-GS	Min-Avg	FG-FGA	Pct	3FG-FGA	Pct	FT-FTA	Pct	Off-Def-Tot-Avg	PF-FO	Ast	TO	Blk	Stl	Pts	Avg
2018-19	6-1	98-16.3	6-14	.429	0-3	.000	1-2	.500	2-4-6-1.0	10-0	14	11	2	4	13	2.2
<b>TOTAL</b>	<b>6-1</b>	<b>98-16.3</b>	<b>6-14</b>	<b>.429</b>	<b>0-3</b>	<b>.000</b>	<b>1-2</b>	<b>.500</b>	<b>2-4-6-1.0</b>	<b>10-0</b>	<b>14</b>	<b>11</b>	<b>2</b>	<b>4</b>	<b>13</b>	<b>2.2</b>

## 2018-19 SEASON/CAREER HIGHS

Points		
Season	27, vs. TENNESSEE STATE (11/23/18)	
Career	27, vs. TENNESSEE STATE (11/23/18)	
Rebounds		
Season	10, vs. NORTH DAKOTA (11/14/18)	
Career	10, vs. NORTH DAKOTA (11/14/18)	
Field Goals		
Season	8, vs. Duke (11/6/18)	
Career	8, vs. Duke (11/6/18)	
Field Goals Attempted		
Season	16, vs. Duke (11/6/18)	
Career	16, vs. Duke (11/6/18)	
3-Point Field Goals		
Season	2, vs. WINTHROP (11/21/18)	
Career	2, vs. WINTHROP (11/21/18)	
3-Point Field Goals Attempted		
Season	5, vs. WINTHROP (11/21/18)	
Career	5, vs. WINTHROP (11/21/18)	
Free Throws		
Season	13, vs. TENNESSEE STATE (11/23/18)	
Career	13, vs. TENNESSEE STATE (11/23/18)	
Free Throws Attempted		
Season	18, vs. TENNESSEE STATE (11/23/18)	
Career	18, vs. TENNESSEE STATE (11/23/18)	
Assists		
Season	2, 3x, last vs. VMI (11/18/18)	
Career	2, 3x, last vs. VMI (11/18/18)	
Steals		
Season	1, 4x, last vs. WINTHROP (11/21/18)	
Career	1, 4x, last vs. WINTHROP (11/21/18)	
Blocked Shots		
Season	1, vs. Duke (11/6/18)	
Career	1, vs. Duke (11/6/18)	
Minutes Played		
Season	35, vs. TENNESSEE STATE (11/23/18)	
Career	35, vs. TENNESSEE STATE (11/23/18)	
MISCELLANEOUS		
	2018-19	CAREER
Dunks	4	4
Double-Figure Scoring Games	5	5
Double-Figure Rebounding Games	1	1
Games With Double-Double	1	1
Games Led UK in Scoring	3	3
Games Led UK in Rebounding	1	1
Games Led UK in Assists	0	0
Games Led UK in Steals	1	1
Games Led UK in Blocks	0	0
Games With 3+ Assists	0	0
Games With 3+ Blocks	0	0
Games With 3+ Steals	0	0
Games With 3+ 3-Pointers	0	0

- Averaging a team-best 16.5 points while shooting 49.2 percent from the floor
  - Scored in double figures in five of six games
- Scored a career-high 27 points vs. Tennessee State and made 13 shots from the foul line
  - The 13 free throws are tied for the second most by a UK player under John Calipari
- Posted first career double-double with 12 points and 10 boards vs. North Dakota
- His 23 points vs. Duke were tied for the fifth most in a debut in program history
- Followed the 23-point performance with 15 points on 6-of-10 shooting vs. Southern Illinois
- On the preseason watch lists for the Naismith Trophy and John R. Wooden Award
- Named to the Naismith Memorial Basketball Hall of Fame's Julius Erving Award watch list (best small forward)
- Averaged 12.8 points and 4.2 rebounds per game in six exhibition games while shooting at a 53.8-percent clip
- Posted 13.3 points and 4.8 rebounds a game in the Bahamas
  - Topped 11 or more points in all four wins
  - Shot 52.5 percent from the field and 44.4 percent from 3-point range
- Averaged 22.1 points, 6.8 boards and 4.4 assists per game for Oak Hill Academy
- Virginia Gatorade High School Player of the Year
- Led his Boo Williams (Va.) AAU team to the semifinals of the Peach Jam

**Birthday:** Oct. 11  
**Parents:** Rochelle and Chris  
**Major:** Undeclared/exploratory studies in agriculture

**Off the court he likes to ...**  
 Play Fortnite, hang out with friends, spend time with family, fish and go to amusement parks

**Did you know ...**  
 He was a member of the National Honor Society in high school and he wishes he had the talent to dance well



## Game-By-Game Statistics

Opponent	Date	gs	min	Total		3-Pointers		Free throws		Rebounds				pf	a	t/o	blk	stl	pts	avg	
				fg-fga	pct	3fg-fga	pct	ft-fa	pct	off	def	tot	avg								
vs #4/3 Duke	11/6/18	*	30	8-16	.500	1-3	.333	6-10	.600	1	3	4	4.0	3	2	0	1	1	23	23.0	
SOUTHERN ILLINOIS	11/9/18	*	32	5-10	.500	0-3	.000	5-7	.714	0	4	4	4.0	1	2	3	0	1	15	19.0	
NORTH DAKOTA	11/14/18	*	34	3-4	.750	0-0	.000	6-8	.750	3	7	10	6.0	2	1	0	0	0	12	16.7	
VMI	11/18/18	*	25	4-8	.500	1-2	.500	0-0	.000	2	1	3	5.3	2	2	1	0	1	9	14.8	
WINTHROP	11/21/18	*	26	4-10	.400	2-5	.400	3-6	.500	1	6	7	5.6	2	1	2	0	1	13	14.4	
TENNESSEE STATE	11/23/18	*	35	7-15	.467	0-2	.000	13-18	.722	3	4	7	5.8	4	0	2	0	0	27	16.5	
Totals			6	182	31-63	.492	4-15	.267	33-49	.673	10	25	35	5.8	14	8	8	1	4	99	16.5

Games played: 6  
 Minutes/game: 30.3  
 Points/game: 16.5  
 FG Pct: 49.2  
 3FG Pct: 26.7  
 FT Pct: 67.3

Rebounds/game: 5.8  
 Assists/game: 1.3  
 Turnovers/game: 1.3  
 Assist/turnover ratio: 1.0  
 Steals/game: 0.7  
 Blocks/game: 0.2

## Career Statistics

Year	GP-GS	Min-Avg	FG-FGA	Pct	3FG-FGA	Pct	FT-FTA	Pct	Off-Def-Tot-Avg	PF-FO	Ast	TO	Blk	Stl	Pts	Avg
2018-19	6-6	182-30.3	31-63	.492	4-15	.267	33-49	.673	10-25-35-5.8	14-0	8	8	1	4	99	16.5
<b>TOTAL</b>	<b>6-6</b>	<b>182-30.3</b>	<b>31-63</b>	<b>.492</b>	<b>4-15</b>	<b>.267</b>	<b>33-49</b>	<b>.673</b>	<b>10-25-35-5.8</b>	<b>14-0</b>	<b>8</b>	<b>8</b>	<b>1</b>	<b>4</b>	<b>99</b>	<b>16.5</b>

# 4

# NICK RICHARDS

Sophomore | Forward | 6-11 | 240 lbs | Kingston, Jamaica | Patrick School

[@iamnickrichards](#) | 
 [@nickrichards\\_](#) | 
 [@iamnickrichards](#)

## 2018-19 SEASON/CAREER HIGHS

<b>Points</b>		
Season	10, vs. WINTHROP (11/21/18)	
Career	25, vs. FORT WAYNE (11/22/17)	
<b>Rebounds</b>		
Season	19, vs. SOUTHERN ILLINOIS (11/9/18)	
Career	19, vs. SOUTHERN ILLINOIS (11/9/18)	
<b>Field Goals</b>		
Season	4, vs. WINTHROP (11/21/18)	
Career	9, vs. FORT WAYNE (11/22/17)	
<b>Field Goals Attempted</b>		
Season	8, vs. SOUTHERN ILLINOIS (11/9/18)	
Career	10, vs. FORT WAYNE (11/22/17)	
<b>3-Point Field Goals</b>		
Season	-	
Career	-	
<b>3-Point Field Goals Attempted</b>		
Season	-	
Career	-	
<b>Free Throws</b>		
Season	2, 2x, last vs. WINTHROP (11/21/18)	
Career	7, vs. FORT WAYNE (11/22/17)	
<b>Free Throws Attempted</b>		
Season	3, vs. SOUTHERN ILLINOIS (11/9/18)	
Career	7, 2x, last vs. VANDERBILT (1/30/18)	
<b>Assists</b>		
Season	1, vs. SOUTHERN ILLINOIS (11/9/18)	
Career	2, vs. UCLA (12/23/17)	
<b>Steals</b>		
Season	-	
Career	1, 3x, last vs. OLE MISS (2/28/18)	
<b>Blocked Shots</b>		
Season	3, vs. SOUTHERN ILLINOIS (11/9/18)	
Career	3, 5x, last vs. S. ILLINOIS (11/9/18)	
<b>Minutes Played</b>		
Season	27, vs. SOUTHERN ILLINOIS (11/9/18)	
Career	27, vs. SOUTHERN ILLINOIS (11/9/18)	
<b>MISCELLANEOUS</b>		
	<b>2018-19</b>	<b>CAREER</b>
Dunks	6	34
Double-Figure Scoring Games	1	8
Double-Figure Rebounding Games	1	2
Games With Double-Double	0	1
Games Led UK in Scoring	0	1
Games Led UK in Rebounding	1	9
Games Led UK in Assists	0	0
Games Led UK in Steals	0	0
Games Led UK in Blocks	3	15
Games With 3+ Assists	0	0
Games With 3+ Blocks	1	5
Games With 3+ Steals	0	0
Games With 3+ 3-Pointers	0	0

- Started and scored 10 points, including six of UK's first 11 in the second half, in the win over Winthrop
- Made all eight of his shots over the last three games
- Played one of the best games of his career vs. Southern Illinois with eight points, a career-high 19 rebounds and a career-high-tying three blocks
  - The 19 rebounds were the most by a UK player since Michael Kidd-Gilchrist hauled in 19 boards vs. Louisville on Dec. 31, 2011. The 19 rebounds also matched SIU's team total
- Named to the Naismith Memorial Basketball Hall of Fame's Kareem Abdul Jabbar Award preseason watch list (best center)
- Averaged 11.5 points, 5.2 rebounds with a team-high-tying 10 blocks in the six exhibition games
- Averaged 12.0 points, 4.8 rebounds and 1.5 blocks per game in the Bahmaas exhibition games
- Scored in double figures seven times during his freshman season and started all 37 games
  - Averaged 5.1 points, 4.4 rebounds and 0.9 blocks per game a season ago
  - Finished second on the team in blocks with 33 and fourth in total rebounds with 163
- Recorded a double-double (25 points, 15 rebounds) vs. Fort Wayne
  - Became the third UK player in the Calipari era with 25 points and 15 rebounds in a game (Terrence Jones vs. Notre Dame, 12/8/10); DeMarcus Cousins vs. Sam Houston State, 11/19/09)

**Birthday:** Nov. 29  
**Mother:** Marion Tenn  
**Major:** Undeclared/exploratory studies in agriculture

**Off the court he likes to ...**  
 Play FIFA (video game), shop for sneakers, shop for clothes, watch movies, and hang out with friends and family

**Did you know ...**  
 He's the second UK player to hail from the Patrick School, joining Michael Kidd-Gilchrist. He's also a soccer enthusiast



## Game-By-Game Statistics

Opponent	Date	gs	min	Total		3-Pointers		Free throws		Rebounds				pf	a	t/o	blk	stl	pts	avg	
				fg-fga	pct	3fg-fga	pct	ft-fla	pct	off	def	tot	avg								
vs #4/3 Duke	11/6/18		13	0-1	.000	0-0	.000	0-0	.000	0	2	2	2.0	3	0	3	1	0	0	0.0	
SOUTHERN ILLINOIS	11/9/18		27	3-8	.375	0-0	.000	2-3	.667	9	10	19	10.5	2	1	3	3	0	8	4.0	
NORTH DAKOTA	11/14/18		16	1-2	.500	0-0	.000	0-0	.000	1	1	2	7.7	5	0	2	2	0	2	3.3	
VMI	11/18/18		8	3-3	1.000	0-0	.000	0-0	.000	1	1	2	6.3	1	0	0	0	0	6	4.0	
WINTHROP	11/21/18	*	12	4-4	1.000	0-0	.000	2-2	1.000	1	0	1	5.2	2	0	2	2	0	10	5.2	
TENNESSEE STATE	11/23/18	*	10	1-1	1.000	0-0	.000	0-0	.000	0	1	1	4.5	2	0	0	0	0	2	4.7	
Totals			2	86	12-19	.632	0-0	.000	4-5	.800	12	15	27	4.5	15	1	10	8	0	28	4.7

Games played: 6  
 Minutes/game: 14.3  
 Points/game: 4.7  
 FG Pct: 63.2  
 FT Pct: 80.0

Rebounds/game: 4.5  
 Assists/game: 0.2  
 Turnovers/game: 1.7  
 Assist/turnover ratio: 0.1  
 Blocks/game: 1.3

## Career Statistics

Year	GP-GS	Min-Avg	FG-FGA	Pct	3FG-FGA	Pct	FT-FTA	Pct	Off-Def-Tot-Avg	PF-FO	Ast	TO	Blk	Stl	Pts	Avg
2017-18	37-37	543-14.7	69-112	.616	0-0	.000	51-71	.718	55-108-163-4.4	76-1	9	26	33	3	189	5.1
2018-19	6-2	86-14.3	12-19	.632	0-0	.000	4-5	.800	12-15-27-4.5	15-1	1	10	8	0	28	4.7
<b>TOTAL</b>	<b>43-39</b>	<b>629-14.6</b>	<b>81-131</b>	<b>.618</b>	<b>0-0</b>	<b>.000</b>	<b>55-76</b>	<b>.724</b>	<b>67-123-190-4.4</b>	<b>91-2</b>	<b>10</b>	<b>36</b>	<b>41</b>	<b>3</b>	<b>217</b>	<b>5.0</b>



# 5

# IMMANUEL QUICKLEY

Freshman | Guard | 6-3 | 185 lbs | Havre de Grace, Md. | John Carroll School

[@IQ\\_GodSon](#) | [@immanuelquickley\\_](#)

## 2018-19 SEASON/CAREER HIGHS

Points		
Season	15, vs. SOUTHERN ILLINOIS (11/9/18)	
Career	15, vs. SOUTHERN ILLINOIS (11/9/18)	
Rebounds		
Season	6, vs. WINTHROP (11/21/18)	
Career	6, vs. WINTHROP (11/21/18)	
Field Goals		
Season	6, vs. SOUTHERN ILLINOIS (11/9/18)	
Career	6, vs. SOUTHERN ILLINOIS (11/9/18)	
Field Goals Attempted		
Season	10, vs. SOUTHERN ILLINOIS (11/9/18)	
Career	10, vs. SOUTHERN ILLINOIS (11/9/18)	
3-Point Field Goals		
Season	2, vs. SOUTHERN ILLINOIS (11/9/18)	
Career	2, vs. SOUTHERN ILLINOIS (11/9/18)	
3-Point Field Goals Attempted		
Season	4, vs. SOUTHERN ILLINOIS (11/9/18)	
Career	4, vs. SOUTHERN ILLINOIS (11/9/18)	
Free Throws		
Season	8, vs. NORTH DAKOTA (11/14/18)	
Career	8, vs. NORTH DAKOTA (11/14/18)	
Free Throws Attempted		
Season	10, vs. NORTH DAKOTA (11/14/18)	
Career	10, vs. NORTH DAKOTA (11/14/18)	
Assists		
Season	4, vs. NORTH DAKOTA (11/14/18)	
Career	4, vs. NORTH DAKOTA (11/14/18)	
Steals		
Season	2, 2x, last vs. N DAKOTA (11/14/18)	
Career	2, 2x, last vs. N DAKOTA (11/14/18)	
Blocked Shots		
Season	-	
Career	-	
Minutes Played		
Season	31, 2x, last vs. WINTHROP (11/21/18)	
Career	31, 2x, last vs. WINTHROP (11/21/18)	
MISCELLANEOUS		
	2018-19	CAREER
Dunks	0	0
Double-Figure		
Scoring Games	2	2
Double-Figure		
Rebounding Games	0	0
Games With		
Double-Double	0	0
Games Led UK		
in Scoring	1	1
Games Led UK		
in Rebounding	0	0
Games Led UK		
in Assists	0	0
Games Led UK		
in Steals	1	1
Games Led UK		
in Blocks	0	0
Games With		
3+ Assists	2	2
Games With		
3+ Blocks	0	0
Games With		
3+ Steals	0	0
Games With		
3+ 3-Pointers	0	0

- Started at point guard the last five games
- Made 23 of his 25 foul shots
- Had 12 points and a season-high four assists to couple with two steals vs. North Dakota
- Scored a team-high-tying 15 points in the win vs. Southern Illinois
  - Made 6 of 10 from the floor, including 2 of 4 from behind the arc
- Went a perfect 6 for 6 from the line against Duke
- Dished out a team-high 24 assists with just three turnovers over the six exhibition games
  - Made the start at point guard in the exhibition win over Transylvania. Scored three points and added six boards and a team-high four assists
  - Averaged 7.3 points, 4.5 rebounds and 4.5 assists per game in the four Bahamas exhibition games
  - Had four or more assists in all four wins in the Bahamas
  - Scored 12 points with five assists and a steal against Mega Bemax
- Two-time state champion at the John Carroll School
  - Three-time Maryland All-State selection
- Averaged 20.0 points, 6.0 rebounds and 6.0 assists per game as a senior
- Also a member of the USA U17 and U19 teams, winning gold with U17 team at the FIBA Championships
- McDonald's Game All American
  - Won the 3-point contest at the event
- Ranked a top-three player at his position by ESPN, 247 and Rivals

Birthdate: June 17

Parents: Nitrease and Marcellous

Major: Undeclared/exploratory studies in agriculture

Off the court he likes to ...

Play the drums, watch movies, go to church, dance and play video games

Did you know ...

An honor-roll student in high school, he also excels musically and can play the saxophone, the piano and the drums



## Game-By-Game Statistics

Opponent	Date	qs	min	Total		3-Pointers		Free throws		Rebounds				pf	a	t/o	blk	stl	pts	avg	
				fg-fga	pct	3fg-fga	pct	ft-fa	pct	off	def	tot	avg								
vs #4/3 Duke	11/6/18		19	0-3	.000	0-2	.000	6-6	1.000	0	1	1	1.0	2	1	1	0	0	6	6.0	
SOUTHERN ILLINOIS	11/9/18	*	31	6-10	.600	2-4	.500	1-1	1.000	0	4	4	2.5	2	0	2	0	2	15	10.5	
NORTH DAKOTA	11/14/18	*	27	2-5	.400	0-2	.000	8-10	.800	0	1	1	2.0	0	4	0	0	2	12	11.0	
VMI	11/18/18	*	27	0-4	.000	0-3	.000	6-6	1.000	0	1	1	1.8	0	2	1	0	1	6	9.8	
WINTHROP	11/21/18	*	31	1-1	1.000	1-1	1.000	0-0	.000	0	6	6	2.6	3	3	1	0	0	3	8.4	
TENNESSEE STATE	11/23/18	*	26	3-6	.500	1-2	.500	2-2	1.000	1	0	1	2.3	0	2	1	0	0	9	8.5	
Totals			5	161	12-29	.414	4-14	.286	23-25	.920	1	13	14	2.3	7	12	6	0	5	51	8.5

Games played: 6  
 Minutes/game: 26.8  
 Points/game: 8.5  
 FG Pct: 41.4  
 3FG Pct: 28.6  
 FT Pct: 92.0

Rebounds/game: 2.3  
 Assists/game: 2.0  
 Turnovers/game: 1.0  
 Assist/turnover ratio: 2.0  
 Steals/game: 0.8

## Career Statistics

Year	GP-GS	Min-Avg	FG-FGA	Pct	3FG-FGA	Pct	FT-FTA	Pct	Off-Def-Tot-Avg	PF-FO	Ast	TO	Blk	Stl	Pts	Avg
2018-19	6-5	161-26.8	12-29	.414	4-14	.286	23-25	.920	1-13-14-2.3	7-0	12	6	0	5	51	8.5
TOTAL	6-5	161-26.8	12-29	.414	4-14	.286	23-25	.920	1-13-14-2.3	7-0	12	6	0	5	51	8.5

# 10

# JONNY DAVID

Senior | Guard | 6-2 | 188 lbs | Pittsburgh | Mt. Lebanon

[@JonnyDavid](#)

[@jddavid010](#)

[@JonnyDavidUK10](#)

## 2018-19 SEASON/CAREER HIGHS

<b>Points</b>		
Season	-	
Career	5, vs. TEXAS A&M (1/3/17)	
<b>Rebounds</b>		
Season	1, vs. NORTH DAKOTA (11/14/18)	
Career	1, vs. NORTH DAKOTA (11/14/18)	
<b>Field Goals</b>		
Season	-	
Career	1, vs. TEXAS A&M (1/3/17)	
<b>Field Goals Attempted</b>		
Season	-	
Career	1, 4X, last vs. TEXAS A&M (1/3/17)	
<b>3-Point Field Goals</b>		
Season	-	
Career	1, vs. TEXAS A&M (1/3/17)	
<b>3-Point Field Goals Attempted</b>		
Season	-	
Career	1, 3x, last vs. TEXAS A&M (1/3/17)	
<b>Free Throws</b>		
Season	-	
Career	2, 2x, last vs. TEXAS A&M (1/3/17)	
<b>Free Throws Attempted</b>		
Season	-	
Career	2, 3x, last vs. TEXAS A&M (1/3/17)	
<b>Assists</b>		
Season	-	
Career	-	
<b>Steals</b>		
Season	-	
Career	-	
<b>Blocked Shots</b>		
Season	-	
Career	-	
<b>Minutes Played</b>		
Season	2, vs. NORTH DAKOTA (11/14/18)	
Career	3, vs. CLEVELAND ST. (11/23/16)	
<b>MISCELLANEOUS</b>		
	<b>2018-19</b>	<b>CAREER</b>
Dunks	0	0
Double-Figure		
Scoring Games	0	0
Double-Figure		
Rebounding Games	0	0
Games With		
Double-Double	0	0
Games Led UK		
in Scoring	0	0
Games Led UK		
in Rebounding	0	0
Games Led UK		
in Assists	0	0
Games Led UK		
in Steals	0	0
Games Led UK		
in Blocks	0	0
Games With		
3+ Assists	0	0
Games With		
3+ Blocks	0	0
Games With		
3+ Steals	0	0
Games With		
3+ 3-Pointers	0	0

- Snared his first career rebound, on the offensive end, in two minutes against North Dakota
- Played one minute in UK's exhibition win over Transylvania
- Saw action in UK's final two Bahamas exhibition games
  - Scored the game's final bucket in the win over Team Toronto
  - Hauled in a rebound vs. Mega Bemax
- Seen action in 24 career games and scored seven career points
- SEC Academic Honor Roll member the past three seasons
- On pace to graduate in May with a degree in kinesiology
- 1,000-point scorer in high school
- His father was a letterwinner at the University of Pittsburgh while head coach John Calipari was an assistant coach

**Birthday:** Nov. 7  
**Parents:** Joseph and Sandi Major  
**Major:** Kinesiology

**Off the court he likes to ...**  
 Hang out with family and friends, play video games, watch Netflix/movies, go on adventures, and travel

**Did you know ...**  
 He averaged 18.5 points as a senior and knocked down the winning shot on senior night to win a sectional title



## Game-By-Game Statistics

Opponent	Date	gs	min	Total		3-Pointers		Free throws		Rebounds				pf	a	t/o	blk	stl	pts	avg
				fg-fga	pct	3fg-fga	pct	ft-fa	pct	off	def	tot	avg							
SOUTHERN ILLINOIS	11/9/18		dnp	-	-	-	-	-	-	-	-	-	-	-	-	-	-	-	-	-
NORTH DAKOTA	11/14/18	2	2	0-0	.000	0-0	.000	0-0	.000	1	0	1	1.0	0	0	0	0	0	0	0.0
VMI	11/18/18		dnp	-	-	-	-	-	-	-	-	-	-	-	-	-	-	-	-	-
WINTHROP	11/21/18		dnp	-	-	-	-	-	-	-	-	-	-	-	-	-	-	-	-	-
TENNESSEE STATE	11/23/18		dnp	-	-	-	-	-	-	-	-	-	-	-	-	-	-	-	-	-
<b>Totals</b>		0	2	0-0	.000	0-0	.000	0-0	.000	1	0	1	1.0	0	0	0	0	0	0	0.0

Games played: 1  
 Minutes/game: 2.0

Rebounds/game: 1.0

## Career Statistics

Year	GP-GS	Min-Avg	FG-FGA	Pct	3FG-FGA	Pct	FT-FTA	Pct	Off-Def-Tot-Avg	PF-FO	Ast	TO	Blk	Stl	Pts	Avg
2015-16	11-0	11-1.0	0-2	.00	0-2	.000	2-2	1.000	0-0-0-0.0	1-0	0	1	0	0	2	0.2
2016-17	7-0	11-1.6	1-2	.500	1-1	1.000	2-4	.500	0-0-0-0.0	0-0	0	3	0	0	5	0.7
2017-18	6-0	4-0.7	0-0	.000	0-0	.000	0-0	.000	0-0-0-0.0	1-0	0	2	0	0	0	0.0
2018-19	1-0	2-2.0	0-0	.000	0-0	.000	0-0	.000	1-0-1-1.0	0-0	0	0	0	0	0	0.0
<b>TOTAL</b>	<b>25-0</b>	<b>28-1.1</b>	<b>1-4</b>	<b>.250</b>	<b>1-3</b>	<b>.333</b>	<b>4-6</b>	<b>.667</b>	<b>1-0-1-0.0</b>	<b>2-0</b>	<b>0</b>	<b>6</b>	<b>0</b>	<b>0</b>	<b>7</b>	<b>0.3</b>

# 12

# BRAD CALIPARI

Junior | Guard | 6-0 | 179 lbs | Franklin Lakes, N.J. | MacDuffie School

[@bradcalipari](#) | 
 [@brad.calipari](#) | 
 [@bradcalipari](#)

## 2018-19 SEASON/CAREER HIGHS

<b>Points</b>	
Season	-
Career	3, 3x, last vs. MISSOURI (2/24/18)
<b>Rebounds</b>	
Season	-
Career	1, 5x, last at Texas A&M (2/10/18)
<b>Field Goals</b>	
Season	-
Career	1, 3x, last vs. MISSOURI (2/24/18)
<b>Field Goals Attempted</b>	
Season	-
Career	3, 2x, last vs. Arizona State (11/28/16)
<b>3-Point Field Goals</b>	
Season	-
Career	1, 3x, last vs. MISSOURI (2/24/18)
<b>3-Point Field Goals Attempted</b>	
Season	-
Career	3, vs. CLEVELAND STATE (11/23/16)
<b>Free Throws</b>	
Season	-
Career	2, vs. CANISIUS (11/13/16)
<b>Free Throws Attempted</b>	
Season	-
Career	3, vs. CANISIUS (11/13/16)
<b>Assists</b>	
Season	-
Career	1, 2x, last vs. LOUISVILLE (12/29/17)
<b>Steals</b>	
Season	-
Career	-
<b>Blocked Shots</b>	
Season	-
Career	1, vs. CLEVELAND STATE (11/23/16)
<b>Minutes Played</b>	
Season	-
Career	8, vs. CLEVELAND STATE (11/23/16)

MISCELLANEOUS	2018-19	CAREER
Dunks	0	0
Double-Figure Scoring Games	0	0
Double-Figure Rebounding Games	0	0
Games With Double-Double	0	0
Games Led UK in Scoring	0	0
Games Led UK in Rebounding	0	0
Games Led UK in Assists	0	0
Games Led UK in Steals	0	0
Games Led UK in Blocks	0	1
Games With 3+ Assists	0	0
Games With 3+ Blocks	0	0
Games With 3+ Steals	0	0
Games With 3+ 3-Pointers	0	0

- Pronunciation: cal-uh-PEAR-ee
- Plans to redshirt in 2018-19 and will have two years of eligibility remaining
- On track to graduate this season. Plans to pursue graduate school
- Totaled eight minutes in UK's exhibition against Transylvania
- Played in all four games in the Bahamas. He drained a 3-pointer against the Bahamas National Team and had a rebound in three of the four wins
  - Also dished out an assist against Team Toronto
- Has been a part of two international basketball trips with Global Sports Academy
  - Averaged 14.3 points, 6.5 assists and 3.3 rebounds in four games in Croatia in 2017
  - Averaged 13.2 points and 7.0 assists in four games in Europe in 2018
- Two-time SEC Academic Honor Roll member
- Played in 15 games as a freshman, scoring eight points. Saw action in 12 games and recorded three points and two boards as a sophomore
- Averaged 15.3 points, 3.6 assists and 2.6 rebounds per game as a senior in high school
- Finished his high school career as a 1,000-point scorer

**Birthday:** Nov. 11  
**Parents:** John and Ellen  
**Major:** Communication

**Off the court he likes to ...**  
 Play Fortnite, sleep, watch Spongebob Squarepants, cook and listen to music

**Did you know ...**  
 He earned academic honors in high school for art, specializing in drawing. His definition of a true hero is anyone who is a servant leader



## Game-By-Game Statistics

## Career Statistics

Year	GP-GS	Min-Avg	FG-FGA	Pct	3FG-FGA	Pct	FT-FTA	Pct	Off-Def-Tot-Avg	PF-FO	Ast	TO	Blk	Stl	Pts	Avg
2016-17	15-0	45-3.0	2-13	.154	2-12	.167	2-5	.400	1-2-3-0.2	3-0	1	2	1	0	8	0.5
2017-18	12-0	28-2.3	1-7	.143	1-7	.143	0-0	.000	0-2-2-0.2	0-0	1	2	0	0	3	0.3
2018-19	0-0	0-0.0	0-0	.000	0-0	.000	0-0	.000	0-0-0-0.0	0-0	0	0	0	0	0	0.0
<b>TOTAL</b>	<b>27-0</b>	<b>73-2.7</b>	<b>3-20</b>	<b>.150</b>	<b>3-19</b>	<b>.158</b>	<b>2-5</b>	<b>.400</b>	<b>1-4-5-0.2</b>	<b>3-0</b>	<b>2</b>	<b>4</b>	<b>1</b>	<b>0</b>	<b>11</b>	<b>0.4</b>





# 14

# TYLER HERRO

Freshman | Guard | 6-5 | 195 lbs | Milwaukee | Whitnall

[@raf\\_tyler](#) | [@nolimitherro](#)

## 2018-19 SEASON/CAREER HIGHS

<b>Points</b>		
Season	18, vs. NORTH DAKOTA (11/14/18)	
Career	18, vs. NORTH DAKOTA (11/14/18)	
<b>Rebounds</b>		
Season	9, vs. Duke (11/6/18)	
Career	9, vs. Duke (11/6/18)	
<b>Field Goals</b>		
Season	7, vs. NORTH DAKOTA (11/14/18)	
Career	7, vs. NORTH DAKOTA (11/14/18)	
<b>Field Goals Attempted</b>		
Season	14, vs. WINTHROP (11/21/18)	
Career	14, vs. WINTHROP (11/21/18)	
<b>3-Point Field Goals</b>		
Season	3, vs. WINTHROP (11/21/18)	
Career	3, vs. WINTHROP (11/21/18)	
<b>3-Point Field Goals Attempted</b>		
Season	8, vs. WINTHROP (11/21/18)	
Career	8, vs. WINTHROP (11/21/18)	
<b>Free Throws</b>		
Season	5, vs. Duke (11/6/18)	
Career	5, vs. Duke (11/6/18)	
<b>Free Throws Attempted</b>		
Season	5, vs. Duke (11/6/18)	
Career	5, vs. Duke (11/6/18)	
<b>Assists</b>		
Season	7, vs. WINTHROP (11/21/18)	
Career	7, vs. WINTHROP (11/21/18)	
<b>Steals</b>		
Season	5, vs. NORTH DAKOTA (11/14/18)	
Career	5, vs. NORTH DAKOTA (11/14/18)	
<b>Blocked Shots</b>		
Season	2, vs. Duke (11/6/18)	
Career	2, vs. Duke (11/6/18)	
<b>Minutes Played</b>		
Season	33, vs. Duke (11/6/18)	
Career	33, vs. Duke (11/6/18)	
<b>MISCELLANEOUS</b>		
	<b>2018-19</b>	<b>CAREER</b>
Dunks	2	2
Double-Figure		
Scoring Games	3	3
Double-Figure		
Rebounding Games	0	0
Games With		
Double-Double	0	0
Games Led UK		
in Scoring	0	0
Games Led UK		
in Rebounding	1	1
Games Led UK		
in Assists	2	2
Games Led UK		
in Steals	1	1
Games Led UK		
in Blocks	1	1
Games With		
3+ Assists	3	3
Games With		
3+ Blocks	0	0
Games With		
3+ Steals	1	1
Games With		
3+ 3-Pointers	1	1

- Pronunciation: Hero
- Leads the team with 17 assists and eight 3-pointers
- Scored 15 points, including three 3-pointers while dishing out a season-high seven assists in win over Winthrop. The seven dimes are the most for any UK player this season
- Poured in 18 points and added a game-high five steals in win over North Dakota
  - The five steals tied for the sixth most for any player under John Calipari
- Scored 14 points and nearly had a double-double with a team-high nine rebounds vs. Duke. He also led the squad with five assists and a pair of blocks
- Named to the Naismith Memorial Basketball Hall of Fame's Jerry West Award preseason watch list (best shooting guard)
- Finished the exhibition slate leading the Cats in scoring with 15.0 points per game over the six outings. He also drained a team-high 13 3-pointers
- Led the Wildcats in scoring during Bahamas trip. Averaged 17.3 points per game while also adding 2.3 rebounds and 1.8 assists
- Jordan Brand Classic and Nike Hoop Summit pick
- Averaged 32.9 points, 7.4 rebounds, 3.6 assists and 3.3 steals per game as a First Team All-State selection his senior season.
  - Shot better than 50 percent from the floor and 43.5 percent from behind the arc his senior season
  - 2,000-point scorer in high school, he scored 40 or more eight times as a senior

**Birthday:** Jan. 20  
**Parents:** Jen and Chris  
**Major:** Undeclared/exploratory studies in agriculture

**Off the court he likes to ...**  
 Play video games, eat, hang out with friends, spend time with family and ride roller coasters

**Did you know ...**  
 His nickname is "Boy Wonder" and he chose No. 14 because he's been wearing it since his freshman year in high school



## Game-By-Game Statistics

Opponent	Date	gs	min	Total		3-Pointers		Free throws		Rebounds				pf	a	t/o	blk	stl	pts	avg	
				fg-fga	pct	3fg-fga	pct	ft-fla	pct	off	def	tot	avg								
vs #4/3 Duke	11/6/18	*	33	4-11	.364	1-6	.167	5-5	1.000	0	9	9	9.0	1	5	1	2	0	14	14.0	
SOUTHERN ILLINOIS	11/9/18	*	20	0-6	.000	0-2	.000	0-0	.000	1	2	3	6.0	1	0	1	0	1	0	7.0	
NORTH DAKOTA	11/14/18	*	25	7-12	.583	1-2	.500	3-3	1.000	0	1	1	4.3	0	3	2	0	5	18	10.7	
VMI	11/18/18	*	19	2-6	.333	1-3	.333	0-0	.000	0	2	2	3.8	2	2	2	1	0	5	9.3	
WINTHROP	11/21/18	*	25	6-14	.429	3-8	.375	0-0	.000	0	3	3	3.6	1	7	1	0	0	15	10.4	
TENNESSEE STATE	11/23/18	*	25	3-7	.429	2-6	.333	0-0	.000	0	4	4	3.7	1	0	2	0	1	8	10.0	
<b>Totals</b>			<b>6</b>	<b>147</b>	<b>22-56</b>	<b>.393</b>	<b>8-27</b>	<b>.296</b>	<b>8-8</b>	<b>1.000</b>	<b>1</b>	<b>21</b>	<b>22</b>	<b>3.7</b>	<b>6</b>	<b>17</b>	<b>9</b>	<b>3</b>	<b>7</b>	<b>60</b>	<b>10.0</b>

Games played: 6  
 Minutes/game: 24.5  
 Points/game: 10.0  
 FG Pct: 39.3  
 3FG Pct: 29.6  
 FT Pct: 100.0

Rebounds/game: 3.7  
 Assists/game: 2.8  
 Turnovers/game: 1.5  
 Assist/turnover ratio: 1.9  
 Steals/game: 1.2  
 Blocks/game: 0.5

## Career Statistics

Year	GP-GS	Min-Avg	FG-FGA	Pct	3FG-FGA	Pct	FT-FTA	Pct	Off-Def-Tot-Avg	PF-FO	Ast	TO	Blk	Stl	Pts	Avg
2018-19	6-6	147-24.5	22-56	.393	8-27	.296	8-8	1.000	1-21-22-3.7	6-0	17	9	3	7	60	10.0
<b>TOTAL</b>	<b>6-6</b>	<b>147-24.5</b>	<b>22-56</b>	<b>.393</b>	<b>8-27</b>	<b>.296</b>	<b>8-8</b>	<b>1.000</b>	<b>1-21-22-3.7</b>	<b>6-0</b>	<b>17</b>	<b>9</b>	<b>3</b>	<b>7</b>	<b>60</b>	<b>10.0</b>





## 2018-19 SEASON/CAREER HIGHS

Points	
Season	22, 2x, last vs. VMI (11/18/18)
Career	33, vs. WASHINGTON (2/22/18)
Rebounds	
Season	9, vs. TENNESSEE STATE (11/23/18)
Career	17, vs. Harvard (11/12/16)
Field Goals	
Season	6, 2x, last vs. VMI (11/18/18)
Career	11, 4x, last vs. WASHINGTON (2/22/18)
Field Goals Attempted	
Season	12, vs. NORTH DAKOTA (11/14/18)
Career	19, 2x, last at Long Beach St (12/3/17)
3-Point Field Goals	
Season	1, 2x, last vs. N. DAKOTA (11/14/18)
Career	3, vs. ARIZONA STATE (1/17/18)
3-Point Field Goals Attempted	
Season	2, vs. NORTH DAKOTA (11/14/18)
Career	6, vs. ARIZONA STATE (1/17/18)
Free Throws	
Season	10, vs. VMI (11/18/18)
Career	19, at Kansas (12/3/16)
Free Throws Attempted	
Season	13, vs. Duke (11/6/18)
Career	22, at Kansas (12/3/16)
Assists	
Season	2, vs. WINTHROP (11/21/18)
Career	4, 2x, last vs. CAL POLY (11/10/17)
Steals	
Season	1, vs. WINTHROP (11/21/18)
Career	4, vs. DEPAUL (12/15/15)
Blocked Shots	
Season	2, vs. TENNESSEE STATE (11/23/18)
Career	3, 2x, last vs. DARTMOUTH (12/12/15)
Minutes Played	
Season	30, vs. Duke (11/6/18)
Career	44, vs. GREEN BAY (11/13/15)

MISCELLANEOUS	2018-19	CAREER*
Dunks	1	-
Double-Figure Scoring Games	4	73
Double-Figure Rebounding Games	0	31
Games With Double-Double	0	26
Games Led UK in Scoring	1	37
Games Led UK in Rebounding	1	50
Games Led UK in Assists	0	3
Games Led UK in Steals	0	15
Games Led UK in Blocks	1	12
Games With 3+ Assists	0	5
Games With 3+ Blocks	0	2
Games With 3+ Steals	0	5
Games With 3+ 3-Pointers	0	1

\*includes Stanford statistics

- Preseason All-SEC First Team selection by the league's media
- Averaging 13.7 points and 6.2 rebounds, both second best on the team
- Scored 20 or more points in two of six games this season
  - Posted 22 points, seven boards and a block in UK debut against No. 4/3 Duke
  - Recorded 22 points on 6-of-8 shooting and 10 of 12 from the free-throw line vs. VMI
- On the Naismith Trophy, Wooden Award and NABC National Player of the Year watch lists
- Named to the Naismith Memorial Basketball Hall of Fame's Karl Malone Award preseason watch list (best power forward)
- Finished the exhibition slate with three straight double-doubles, including a 22-point, 14-rebound effort against IUP. Both totals were game highs
- Graduate transfer who concluded his career at Stanford as a three-time captain and two-time All-Pac-12 First Team member
  - One of three Stanford players in program history to have at least 1,400 points and 700 rebounds in fewer than 100 games played
  - Ranked third in the Pac-12 in both scoring (19.5 ppg) and rebounding (8.7 rpg)
  - Scored in double figures in all but one of his 35 games played as a senior
- Only player in the Pac-12 and one of only five Power 5 conference players to finish the season ranked in the top five of his league in both scoring and rebounding in his junior season

**Birthday:** Nov. 25  
**Parents:** Nathaniel and Jacqueline  
**Graduate Program:** Sport Leadership

**Off the court he likes to ...**  
 Facetime with family, go to the movies, fish, watch "The Office" or "Seinfeld," and bowl

**Did you know ...**  
 He wrote poetry and participated in poetry contests while he was in middle school



## Game-By-Game Statistics

Opponent	Date	qs	min	Total		3-Pointers		Free throws		Rebounds				pf	a	t/o	blk	stl	pts	avg	
				fg-fga	pct	3fg-fga	pct	ft-fa	pct	off	def	tot	avg								
vs #4/3 Duke	11/6/18	*	30	6-8	.750	1-1	1.000	9-13	.692	4	3	7	7.0	2	1	3	1	0	22	22.0	
SOUTHERN ILLINOIS	11/9/18	*	14	1-2	.500	0-0	.000	4-6	.667	2	3	5	6.0	2	1	0	1	0	6	14.0	
NORTH DAKOTA	11/14/18	*	21	4-12	.333	1-2	.500	2-2	1.000	4	3	7	6.3	3	0	1	0	0	11	13.0	
VMI	11/18/18		24	6-8	.750	0-1	.000	10-12	.833	3	3	6	6.3	2	0	3	0	0	22	15.3	
WINTHROP	11/21/18		25	3-5	.600	0-0	.000	2-3	.667	2	1	3	5.6	2	2	4	1	1	8	13.8	
TENNESSEE STATE	11/23/18		24	4-4	1.000	0-0	.000	5-9	.556	4	5	9	6.2	4	1	2	2	0	13	13.7	
Totals			3	138	24-39	.615	2-4	.500	32-45	.711	19	18	37	6.2	15	5	13	5	1	82	13.7

Games played: 6  
 Minutes/game: 23.0  
 Points/game: 13.7  
 FG Pct: 61.5  
 3FG Pct: 50.0  
 FT Pct: 71.1

Rebounds/game: 6.2  
 Assists/game: 0.8  
 Turnovers/game: 2.2  
 Assist/turnover ratio: 0.4  
 Steals/game: 0.2  
 Blocks/game: 0.8

## Career Statistics

Year	GP-GS	Min-Avg	FG-FGA	Pct	3FG-FGA	Pct	FT-FTA	Pct	Off-Def-Tot-Avg	PF-FO	Ast	TO	Blk	Stl	Pts	Avg
2014-15	28-12	646-23.1	67-137	.489	0-0	.000	39-85	.459	62-94-156-5.6	60-0	12	27	7	24	173	6.2
2015-16	8-8	262-32.8	39-70	.557	0-0	.000	24-50	.480	26-31-57-7.1	19-1	6	17	5	6	102	12.8
2016-17	27-27	813-30.1	176-304	.579	0-1	.000	118-181	.652	93-146-239-8.9	64-1	14	56	5	14	470	17.4
2017-18	35-35	1190-34.0	250-474	.527	18-61	.295	164-243	.675	104-202-306-8.7	91-3	47	72	4	26	682	19.5
2018-19	6-3	138-23.0	24-39	.615	2-4	.500	32-45	.711	19-18-37-6.2	15-0	5	13	5	1	82	13.7
<b>TOTAL</b>	<b>104-85</b>	<b>3049-29.3</b>	<b>556-1024</b>	<b>.543</b>	<b>20-66</b>	<b>.303</b>	<b>377-604</b>	<b>.624</b>	<b>304-491-795-7.6</b>	<b>249-5</b>	<b>84</b>	<b>185</b>	<b>26</b>	<b>71</b>	<b>1509</b>	<b>14.5</b>

## 2018-19 SEASON/CAREER HIGHS

<b>Points</b>		
Season	10, vs. SOUTHERN ILLINOIS (11/9/18)	
Career	10, vs. SOUTHERN ILLINOIS (11/9/18)	
<b>Rebounds</b>		
Season	7, 2x, last vs. N. DAKOTA (11/14/18)	
Career	7, 2x, last vs. N. DAKOTA (11/14/18)	
<b>Field Goals</b>		
Season	4, 3x, last vs. N. DAKOTA (11/14/18)	
Career	4, 3x, last vs. N. DAKOTA (11/14/18)	
<b>Field Goals Attempted</b>		
Season	8, 2x, last vs. N. DAKOTA (11/14/18)	
Career	8, 2x, last vs. N. DAKOTA (11/14/18)	
<b>3-Point Field Goals</b>		
Season	-	
Career	-	
<b>3-Point Field Goals Attempted</b>		
Season	1, vs. NORTH DAKOTA (11/14/18)	
Career	1, vs. NORTH DAKOTA (11/14/18)	
<b>Free Throws</b>		
Season	3, vs. TENNESSEE STATE (11/23/18)	
Career	3, vs. TENNESSEE STATE (11/23/18)	
<b>Free Throws Attempted</b>		
Season	4, vs. TENNESSEE STATE (11/23/18)	
Career	4, vs. TENNESSEE STATE (11/23/18)	
<b>Assists</b>		
Season	2, vs. WINTHROP (11/21/18)	
Career	2, vs. WINTHROP (11/21/18)	
<b>Steals</b>		
Season	-	
Career	-	
<b>Blocked Shots</b>		
Season	3, vs. VMI (11/18/18)	
Career	3, vs. VMI (11/18/18)	
<b>Minutes Played</b>		
Season	26, vs. NORTH DAKOTA (11/14/18)	
Career	26, vs. NORTH DAKOTA (11/14/18)	
<b>MISCELLANEOUS</b>		
	<b>2018-19</b>	<b>CAREER</b>
Dunks	5	5
Double-Figure Scoring Games	1	1
Rebounding Games	0	0
Games With Double-Double	0	0
Games Led UK in Scoring	0	0
Games Led UK in Rebounding	0	0
Games Led UK in Assists	0	0
Games Led UK in Steals	0	0
Games Led UK in Blocks	4	4
Games With 3+ Assists	0	0
Games With 3+ Blocks	1	1
Games With 3+ Steals	0	0
Games With 3+ 3-Pointers	0	0

- Made his first career start vs. VMI and blocked a team-high three shots
- Strong showing vs. Southern Illinois with 10 points, seven boards and two swats
- Nearly matched that effort with eight points, seven boards and two blocks vs. North Dakota in a season-high 26 minutes
  - Said Calipari after the UND game: "EJ Montgomery's going to have to play more. ... You need to have separators in the game at some point that can make a play out of nothing. He does that."
- Led Kentucky with 14 points on 7-of-10 shooting against Transylvania
  - Also had nine rebounds and a blocked shot
- Tallied eight points and had six rebounds in 19 minutes against the Bahamas National Team during UK's exhibition tour this summer
  - Missed the final three games with back spasms
- Averaged 25.6 points, 13.6 rebounds and 4.3 assists per game as a senior at Wheeler
- Scored 12 points and hauled in five rebounds in the McDonald's All American Game
- Considered a five-star recruit and ranked as high as No. 6 overall by 247 Sports
  - Rivals ranked him No. 11 overall, while ESPN listed him at No. 14

**Birthday:** Sept. 12  
**Parents:** Efreem and Glenda  
**Major:** Undeclared/exploratory studies in agriculture

**Off the court he likes to ...**  
 Watch movies, hang out with friends, play video games, spend time with family and go to the beach

**Did you know ...**  
 Both of his parents and two older sisters played basketball in college and his favorite movies are "Love and Basketball" and "The Purge"



## Game-By-Game Statistics

Opponent	Date	gs	min	Total		3-Pointers		Free throws		Rebounds				pf	a	t/o	blk	stl	pts	avg
				fg-fga	pct	3fg-fga	pct	ft-fa	pct	off	def	tot	avg							
vs #4/3 Duke	11/6/18		22	4-6	.667	0-0	.000	0-0	.000	3	3	6	6.0	4	1	3	0	0	8	8.0
SOUTHERN ILLINOIS	11/9/18		17	4-8	.500	0-0	.000	2-3	.667	4	3	7	6.5	1	0	1	2	0	10	9.0
NORTH DAKOTA	11/14/18		26	4-8	.500	0-1	.000	0-0	.000	3	4	7	6.7	3	0	1	2	0	8	8.7
VMI	11/18/18 *		16	1-5	.200	0-0	.000	1-2	.500	2	3	5	6.3	3	0	2	3	0	3	7.3
WINTHROP	11/21/18		16	2-4	.500	0-0	.000	2-2	1.000	1	1	2	5.4	2	2	0	2	0	6	7.0
TENNESSEE STATE	11/23/18		24	1-3	.333	0-0	.000	3-4	.750	3	3	6	5.5	1	0	1	2	0	5	6.7
<b>Totals</b>			121	16-34	.471	0-1	.000	8-11	.727	16	17	33	5.5	14	3	8	11	0	40	6.7

Games played: 6  
 Minutes/game: 20.2  
 Points/game: 6.7  
 FG Pct: 47.1  
 3FG Pct: 0.0  
 FT Pct: 72.7

Rebounds/game: 5.5  
 Assists/game: 0.5  
 Turnovers/game: 1.3  
 Assist/turnover ratio: 0.4  
 Blocks/game: 1.8

## Career Statistics

Year	GP-GS	Min-Avg	FG-FGA	Pct	3FG-FGA	Pct	FT-FTA	Pct	Off-Def-Tot-Avg	PF-FO	Ast	TO	Blk	Stl	Pts	Avg
2018-19	6-1	121-20.2	16-34	.471	0-1	.000	8-11	.727	16-17-33-5.5	14-0	3	8	11	0	40	6.7
<b>TOTAL</b>	<b>6-1</b>	<b>121-20.2</b>	<b>16-34</b>	<b>.471</b>	<b>0-1</b>	<b>.000</b>	<b>8-11</b>	<b>.727</b>	<b>16-17-33-5.5</b>	<b>14-0</b>	<b>3</b>	<b>8</b>	<b>11</b>	<b>0</b>	<b>40</b>	<b>6.7</b>

## 2018-19 SEASON/CAREER HIGHS

<b>Points</b>		
Season	25, vs. NORTH DAKOTA (11/14/18)	
Career	25, vs. NORTH DAKOTA (11/14/18)	
<b>Rebounds</b>		
Season	18, vs. VMI (11/18/18)	
Career	18, vs. VMI (11/18/18)	
<b>Field Goals</b>		
Season	9, vs. NORTH DAKOTA (11/14/18)	
Career	9, vs. NORTH DAKOTA (11/14/18)	
<b>Field Goals Attempted</b>		
Season	13, vs. NORTH DAKOTA (11/14/18)	
Career	14, vs. VERMONT (11/12/17)	
<b>3-Point Field Goals</b>		
Season	4, vs. NORTH DAKOTA (11/14/18)	
Career	4, vs. NORTH DAKOTA (11/14/18)	
<b>3-Point Field Goals Attempted</b>		
Season	5, vs. NORTH DAKOTA (11/14/18)	
Career	5, vs. NORTH DAKOTA (11/14/18)	
<b>Free Throws</b>		
Season	7, vs. VMI (11/18/18)	
Career	10, vs. MISSISSIPPI STATE (1/23/18)	
<b>Free Throws Attempted</b>		
Season	9, vs. VMI (11/18/18)	
Career	20, vs. Kansas State (3/22/18)	
<b>Assists</b>		
Season	4, vs. WINTHROP (11/21/18)	
Career	5, vs. VIRGINIA TECH (12/16/17)	
<b>Steals</b>		
Season	3, vs. WINTHROP (11/21/18)	
Career	3, 4x, last vs. WINTHROP (11/21/18)	
<b>Blocked Shots</b>		
Season	1, 3x, last vs. TENN. ST. (11/23/18)	
Career	4, 2x, last vs. Monmouth (12/9/17)	
<b>Minutes Played</b>		
Season	33, vs. VMI (11/18/18)	
Career	40, vs. Kansas State (3/22/18)	
<b>MISCELLANEOUS</b>		
	<b>2018-19</b>	<b>CAREER</b>
Dunks	5	45
Double-Figure Scoring Games	3	26
Double-Figure Rebounding Games	2	5
Games With Double-Double	2	5
Games Led UK in Scoring	2	8
Games Led UK in Rebounding	2	9
Games Led UK in Assists	0	3
Games Led UK in Steals	2	12
Games Led UK in Blocks	0	11
Games With 3+ Assists	2	10
Games With 3+ Blocks	0	2
Games With 3+ Steals	1	4
Games With 3+ 3-Pointers	1	1

- Preseason All-SEC First Team selection by the league's media
- Averaging a team-best 8.5 rebounds a game to go along with 13.3 points
- Became first player since Bam Adebayo in March of 2017 to have consecutive double-doubles. He posted game highs in points (19) and rebounds (11) in win over Winthrop and had 19 points and a career-high 18 rebounds (the third most ever by a John Calipari player at Kentucky) vs. VMI
- Scored a career-high 25 points, including a career-best four 3-pointers, in the win over North Dakota in just 17 minutes
- On the Naismith Trophy, Wooden Award and NABC National Player of the Year watch lists
- Named to the Naismith Memorial Basketball Hall of Fame's Karl Malone Award preseason watch list (best power forward)
- Led the team with an average of 15.0 points per game over the six-game exhibition slate. He also logged 7.2 rebounds a game with 10 assists, 10 blocks and seven steals
- Declared for the NBA Draft and went through the Draft process before returning for his sophomore season
- Started 30 of 37 games last season
  - Scored in double figures in 11 of the last 12 games, averaging 12.9 points during that time span
  - Led the team in total rebounds with 211 boards

**Birthday:** August 23  
**Parents:** Sherry and Paul Sr.  
**Major:** Undeclared/exploratory studies in agriculture

**Off the court he likes to ...**  
 Play Fortnite, spend time with friends, talk to loved ones, shop and watch TV

**Did you know ...**  
 He befriended UK football star Josh Allen during a service trip to Marshall County this summer



## Game-By-Game Statistics

Opponent	Date	gs	min	Total		3-Pointers		Free throws		Rebounds				pf	a	t/o	blk	stl	pts	avg	
				fg	fga	pct	3fg	3fga	pct	ft	fta	pct	off								def
vs #4/3 Duke	11/6/18	*	17	3-7	.429	1-2	.500	1-2	.500	1	1	2	2.0	5	0	0	0	0	8	8.0	
SOUTHERN ILLINOIS	11/9/18	*	20	1-2	.500	0-0	.000	1-2	.500	2	4	6	4.0	3	1	5	0	0	3	5.5	
NORTH DAKOTA	11/14/18	*	17	9-13	.692	4-5	.800	3-5	.600	1	6	7	5.0	2	1	3	1	1	25	12.0	
VMI	11/18/18	*	33	6-12	.500	0-0	.000	7-9	.778	7	11	18	8.3	0	3	1	0	0	19	13.8	
WINTHROP	11/21/18	*	27	7-11	.636	0-1	.000	5-7	.714	1	10	11	8.8	0	4	3	1	3	19	14.8	
TENNESSEE STATE	11/23/18	*	27	1-6	.167	0-1	.000	4-8	.500	2	5	7	8.5	2	0	1	1	2	6	13.3	
Totals			6	141	27-51	.529	5-9	.556	21-33	.636	14	37	51	8.5	12	9	13	3	6	80	13.3

Games played: 6  
 Minutes/game: 23.5  
 Points/game: 13.3  
 FG Pct: 52.9  
 3FG Pct: 55.6  
 FT Pct: 63.6

Rebounds/game: 8.5  
 Assists/game: 1.5  
 Turnovers/game: 2.2  
 Assist/turnover ratio: 0.7  
 Steals/game: 1.0  
 Blocks/game: 0.5

## Career Statistics

Year	GP-GS	Min-Avg	FG-FGA	Pct	3FG-FGA	Pct	FT-FTA	Pct	Off-Def-Tot-Avg	PF-FO	Ast	TO	Blk	Stl	Pts	Avg
2017-18	37-30	1012-27.4	135-260	.519	5-21	.238	126-208	.606	67-144-211-5.7	100-4	57	71	31	28	401	10.8
2018-19	6-6	141-23.5	27-51	.529	5-9	.556	21-33	.636	14-37-51-8.5	12-1	9	13	3	6	80	13.3
<b>TOTAL</b>	<b>43-36</b>	<b>1153-26.8</b>	<b>162-311</b>	<b>.521</b>	<b>10-30</b>	<b>.333</b>	<b>147-241</b>	<b>.610</b>	<b>81-181-262-6.1</b>	<b>112-5</b>	<b>66</b>	<b>84</b>	<b>34</b>	<b>34</b>	<b>481</b>	<b>11.2</b>

# BOX SCORES

## GAME ONE

### #4/3 DUKE 118, #2/2 KENTUCKY 84

Official Basketball Box Score - Game Totals - Final Statistics  
**Duke vs Kentucky**  
11/6/18 8:30 p.m. at Rupp Arena - Lexington, KY

##	Player	Total			3-Ptr			Rebounds			PF	TP	A	T	Blk	Stl	Min
		FG	FGA	FT	FTA	FG	FGA	FT	FTA	Off							
01	Zion Williamson	11	13	1	1	5	7	3	29	2	1	1	23				
02	Cami Reddish	6	14	3	8	7	7	2	4	2	0	4	24				
03	R.J. Barrett	13	26	3	7	4	8	4	4	2	3	6	20				
04	Marques Bolden	3	4	0	1	3	4	4	7	1	0	1	25				
05	Tre Jones	2	7	1	1	2	0	4	4	1	6	7	0	0	31		
12	Javin DeLaurier	0	0	0	0	0	0	0	0	0	1	1	11				
14	Jordan Goldwire	0	0	0	0	0	0	0	0	0	0	0	6				
15	Alex O'Connell	3	6	3	4	1	2	3	1	9	0	0	11				
20	Antonio Vrankovic	1	1	0	2	0	0	3	4	0	0	0	5				
41	Jack White	4	8	1	5	0	1	4	9	3	0	0	20				
42	Justin Robinson	0	0	0	0	0	0	0	0	0	0	0	2				
	Team																
Totals		43	79	12	26	13	25	38	26	118	2	4	3	10			

FG % 1st Half: 22.40 55.0% 2nd Half: 21.59 53.8% Game: 43.79 54.4%  
3FG % 1st Half: 6.12 50.0% 2nd Half: 6.14 43.9% Game: 12.26 46.2%  
FT % 1st Half: 9.13 69.2% 2nd Half: 11.16 68.8% Game: 20.29 69.0%

Official Basketball Box Score - Game Totals - Final Statistics  
**Kentucky #4 • 0-1**

##	Player	Total			3-Ptr			Rebounds			PF	TP	A	T	Blk	Stl	Min
		FG	FGA	FT	FTA	FG	FGA	FT	FTA	Off							
22	Travis, Reid	6	8	1	1	9	13	4	3	7	2	2	1	3	1	30	
23	Washington, PJ	3	7	1	2	1	2	5	8	0	0	0	17				
02	Ashton Hagans	1	3	0	1	1	4	2	4	3	0	2	20				
03	Keldon Johnson	8	16	1	2	3	4	3	23	2	1	1	30				
14	Herro, Tyler	4	11	1	6	5	9	9	14	5	1	2	33				
04	Greene, Quade	0	4	0	2	1	1	1	1	3	1	0	16				
04	Nick Richards	0	1	0	2	3	0	0	3	1	1	0	13				
05	Immanuel Quickley	0	3	0	2	1	2	6	1	1	0	1	19				
41	Montgomery, EJ	4	4	0	0	2	2	4					22				
	Team																
Totals		26	59	4	17	28	38	27	25	64	17	15	5	1	200		

FG % 1st Half: 13.33 40.0% 2nd Half: 12.50 44.0% Game: 13.33 40.0%  
3FG % 1st Half: 0.00 0.0% 2nd Half: 3.77 42.9% Game: 3.77 23.5%  
FT % 1st Half: 15.21 71.4% 2nd Half: 13.17 76.5% Game: 29.59 73.5%

Officials: Ron Gronow, Doug Shows, Jeff Clark  
Technical Fouls: Duke-None, Kentucky-None.  
Attendance: 18907

Score by periods	1st	2nd	Total
Duke	59	118	
Kentucky	42	84	

Lead by: Duke 2nd-00:00, UK 2nd-02:34  
Largest lead: UK by 37-29-11-43, UK, None.  
DU led for 29:25, UK led for 00:00. Game was tied for 00:35.

## GAME TWO

### #2/2 KENTUCKY 71, SOUTHERN ILLINOIS 59

Official Basketball Box Score - Game Totals - Final Statistics  
**Southern Illinois vs Kentucky**  
11/19/18 7:00 p.m. at Rupp Arena - Lexington, KY

##	Player	Total			3-Ptr			Rebounds			PF	TP	A	T	Blk	Stl	Min
		FG	FGA	FT	FTA	FG	FGA	FT	FTA	Off							
33	Pippen, Kavion	7	15	0	2	3	3	4	7	4	16	3	1	0	2	32	
03	Bartley, Marcus	0	1	0	0	1	1	4	5	2	0	0	36				
10	Cook, Aaron	7	12	2	3	2	4	0	0	2	18	2	4	0	2	37	
13	Lloyd, Sean	2	4	0	2	3	0	1	3	6	1	3	0	1	25		
22	Fletcher, Armon	2	4	2	2	2	2	3	5	9	0	1	1	15			
05	McGill, Eric	2	6	0	0	1	1	3	4	2	0	0	1	26			
05	Beane, Darius	0	3	0	2	0	1	1	0	1	0	0	7				
24	Stranick, Rudy	0	2	0	0	1	0	1	1	0	0	1	0	0	0	0	
25	Goch, Brendon	0	0	0	0	0	0	0	0	0	0	0	0	0	0	0	
40	Boh, Thik	1	4	0	0	0	3	2	2	1	0	1	0	1	17		
	Team																
Totals		23	56	5	16	8	12	7	12	24	59	13	2	7	200		

FG % 1st Half: 12.29 41.4% 2nd Half: 11.27 40.7% Game: 23.56 41.1%  
3FG % 1st Half: 4.69 44.4% 2nd Half: 1.77 14.3% Game: 6.46 31.3%  
FT % 1st Half: 0.0 0.0% 2nd Half: 8.11 72.7% Game: 8.12 66.7%

Official Basketball Box Score - Game Totals - Final Statistics  
**Kentucky #4 • 1-1**

##	Player	Total			3-Ptr			Rebounds			PF	TP	A	T	Blk	Stl	Min
		FG	FGA	FT	FTA	FG	FGA	FT	FTA	Off							
22	Travis, Reid	1	2	0	0	4	6	2	3	5	2	6	1	0	1	14	
23	Washington, PJ	1	2	0	0	1	2	4	6	3	2	1	5	0	0	20	
02	Ashton Hagans	5	10	1	2	3	7	0	4	4	1	5	3	0	1	32	
03	Quickley, Immanuel	6	10	2	4	1	2	4	15	0	2	0	2	31			
14	Herro, Tyler	4	10	1	2	3	1	1	0	1	0	1	1	20			
04	Greene, Quade	4	8	2	5	4	5	0	0	14	3	2	0	1	26		
04	Hagans, Ashton	0	0	0	0	0	0	0	3	0	2	0	13				
04	Nick Richards	3	8	0	2	3	9	10	19	2	8	1	3	0	27		
23	Montgomery, EJ	4	8	0	2	3	4	7	1	1	0	1	2	0	17		
	Team																
Totals		24	54	4	14	19	27	18	30	48	15	7	11	19	6	200	

FG % 1st Half: 10.24 41.7% 2nd Half: 14.30 46.7% Game: 24.54 44.4%  
3FG % 1st Half: 1.5 20.0% 2nd Half: 3.9 33.3% Game: 4.14 28.6%  
FT % 1st Half: 19.14 71.4% 2nd Half: 9.13 69.9% Game: 29.27 70.4%

Officials: Don Daily, Tony Greene, KB Burdett, Jr.  
Technical Fouls: Southern Illinois-None, Kentucky-None.  
Attendance: 20277

Score by periods	1st	2nd	Total
Southern Illinois	28	31	59
Kentucky	31	40	71

Lead by: SIU 2nd-00:00, UK 2nd-02:34  
Largest lead: SIU by 14-10-11, UK by 12-20-00-34.  
SIU led for 19:31, UK led for 17:40. Game was tied for 02:49.

## GAME THREE

### #10/2 KENTUCKY 96, NORTH DAKOTA 58

Official Basketball Box Score - Game Totals - Final Statistics  
**North Dakota vs Kentucky**  
11/14/18 9:00pm at Rupp Arena - Lexington, KY

##	Player	Total			3-Ptr			Rebounds			PF	TP	A	T	Blk	Stl	Min
		FG	FGA	FT	FTA	FG	FGA	FT	FTA	Off							
23	Walker, Akean	1	0	0	0	3	3	1	0	2	1	0	1	0	16		
33	Avanets, Conner	1	5	0	0	4	6	1	2	3	14	2	2	0	23		
02	Brown, Billy	4	13	1	4	0	1	1	2	3	14	2	2	0	26		
04	Rebauser, Davids	4	8	4	0	0	0	0	0	0	2	1	1	1	24		
25	Seales, Cortez	2	5	0	0	3	4	0	1	7	3	1	0	1	29		
05	Sadler, Zac	2	0	0	0	0	0	0	0	0	0	0	0	0	2		
10	Moody, Aneen	1	4	1	2	0	0	0	1	2	0	1	2	0	16		
11	Pansam, Benita	2	5	0	0	1	1	0	0	3	3	0	1	0	16		
13	Rebraha, Filip	5	8	2	3	1	3	0	2	1	3	2	1	3	22		
13	Laudreau, Marko	0	0	0	0	0	0	0	0	0	0	0	0	0	11		
22	Bliese, Jay	0	0	0	0	0	0	0	0	0	0	0	0	0	1		
25	Igbagumu, Ethan	0	0	0	0	0	0	0	0	0	0	0	0	0	0		
27	Brooks, Carter	0	0	0	0	0	0	0	0	0	0	0	0	0	5		
34	Hazkamat, Elijah	1	2	1	2	0	0	1	1	0	0	0	1	0	6		
	Team																
Totals		19	48	7	19	13	18	5	10	19	58	8	20	5	200		

FG % 1st Half: 9.27 33.3% 2nd Half: 10.21 47.6% Game: 19.48 39.6%  
3FG % 1st Half: 5.13 38.5% 2nd Half: 2.6 33.3% Game: 7.73 36.8%  
FT % 1st Half: 2.2 100.0 2nd Half: 11.16 68.8% Game: 13.18 72.2%

Official Basketball Box Score - Game Totals - Final Statistics  
**Kentucky #6 • 2-1, 0-0**

##	Player	Total			3-Ptr			Rebounds			PF	TP	A	T	Blk	Stl	Min
		FG	FGA	FT	FTA	FG	FGA	FT	FTA	Off							
22	Travis, Reid	4	12	2	2	2	4	7	3	11	0	1	0	0	21		
23	Washington, PJ	1	2	0	0	1	6	7	2	25	1	3	1	1	17		
02	Ashton Hagans	3	4	0	0	6	3	7	10	12	1	0	0	0	34		
03	Quickley, Immanuel	2	5	2	2	8	10	1	1	0	12	4	0	0	27		
14	Herro, Tyler	7	12	1	2	3	0	1	0	18	3	2	0	5	25		
04	Greene, Quade	3	3	0	0	1	1	0	0	0	0	0	0	0	10		
04	Hagans, Ashton	1	3	0	0	1	2	0	1	2	0	1	2	0	16		
04	Nick Richards	1	2	0	0	1	2	5	2	0	2	0	2				





2018-19 Kentucky Men's Basketball  
 Kentucky Combined Team Statistics (as of Nov 23, 2018)  
 All games



RECORD:	OVERALL	HOME	AWAY	NEUTRAL
ALL GAMES	5-1	5-0	0-0	0-1
CONFERENCE	0-0	0-0	0-0	0-0
NON-CONFERENCE	5-1	5-0	0-0	0-1

#	Player	gp-gs	min	avg	Total		3-Point		F-Throw		Rebounds				a	to	blk	stl	pts	avg			
					fg-fga	fg%	3fg-fga	3fg%	ft-fta	ft%	off	def	tot	avg							pf	dq	
03	Keldon Johnson	6-6	182	30.3	31-63	.492	4-15	.267	33-49	.673	10	25	35	5.8	14	0	8	8	1	4	99	16.5	
22	Travis, Reid	6-3	138	23.0	24-39	.615	2-4	.500	32-45	.711	19	18	37	6.2	15	0	5	13	5	1	82	13.7	
25	Washington, PJ	6-6	141	23.5	27-51	.529	5-9	.556	21-33	.636	14	37	51	8.5	12	1	9	13	3	6	80	13.3	
14	Herro, Tyler	6-6	147	24.5	22-56	.393	8-27	.296	8-8	1.000	1	21	22	3.7	6	0	17	9	3	7	60	10.0	
00	Quade Green	6-0	124	20.7	16-36	.444	7-18	.389	15-17	.882	3	6	9	1.5	4	0	17	13	0	9	54	9.0	
05	Immanuel Quickley	6-5	161	26.8	12-29	.414	4-14	.286	23-25	.920	1	13	14	2.3	7	0	12	6	0	5	51	8.5	
23	Montgomery, EJ	6-1	121	20.2	16-34	.471	0-1	.000	8-11	.727	16	17	33	5.5	14	0	3	8	11	0	40	6.7	
04	Nick Richards	6-2	86	14.3	12-19	.632	0-0	.000	4-5	.800	12	15	27	4.5	15	1	1	10	8	0	28	4.7	
02	Ashton Hagans	6-1	98	16.3	6-14	.429	0-3	.000	1-2	.500	2	4	6	1.0	10	0	14	11	2	4	13	2.2	
10	David, Jonny	1-0	2	2.0	0-0	.000	0-0	.000	0-0	.000	1	0	1	1.0	0	0	0	0	0	0	0	0.0	
Team											8	4	12										
Total.....		6	1200		166-341	.487	30-91	.330	145-195	.744	87	160	247	41.2	97	2	86	91	33	36	507	84.5	
Opponents.....		6	1200		164-358	.458	62-143	.434	63-91	.692	43	101	144	24.0	145	-	84	88	12	33	453	75.5	

TEAM STATISTICS	UK	OPP	Date	Opponent	Score	Att.
SCORING	507	453	1	11/6/18	vs #4/3 Duke	L 84-118 18907
Points per game	84.5	75.5		11/9/18	SOUTHERN ILLINOIS	w 71-59 20277
Scoring margin	+9.0	-	2	11/14/18	NORTH DAKOTA	w 96-58 18555
FIELD GOALS-ATT	166-341	164-358	2	11/18/18	VMI	w 92-82 20207
Field goal pct	.487	.458	2	11/21/18	WINTHROP	w 87-74 20070
3 POINT FG-ATT	30-91	62-143	2	11/23/18	TENNESSEE STATE	w 77-62 20224
3-point FG pct	.330	.434	* = Conference game			
3-pt FG made per game	5.0	10.3	1 = State Farm Champions Classic   Bankers Life Fieldhouse (Indianapolis)			
FREE THROWS-ATT	145-195	63-91	2 = Ohio Valley Hardwood Showcase   Rupp Arena (Lexington, Ky.)			
Free throw pct	.744	.692				
F-Throws made per game	24.2	10.5				
REBOUNDS	247	144				
Rebounds per game	41.2	24.0				
Rebounding margin	+17.2	-				
ASSISTS	86	84				
Assists per game	14.3	14.0				
TURNOVERS	91	88				
Turnovers per game	15.2	14.7				
Turnover margin	-0.5	-				
Assist/turnover ratio	0.9	1.0				
STEALS	36	33				
Steals per game	6.0	5.5				
BLOCKS	33	12				
Blocks per game	5.5	2.0				
ATTENDANCE	99333	18907				
Home games-Avg/Game	5-19867	0-0				
Neutral site-Avg/Game	-	1-18907				

Score by Periods	1st	2nd	Totals
Kentucky	253	254	507
Opponents	210	243	453



2018-19 Kentucky Men's Basketball  
 Kentucky Category Leaders (as of Nov 23, 2018)  
 All games



Points	G	Pts	Pts/G	Scoring Average	G	Pts	Avg/G
Keldon Johnson	6	99	16.5	Keldon Johnson	6	99	16.5
Travis, Reid	6	82	13.7	Travis, Reid	6	82	13.7
Washington, PJ	6	80	13.3	Washington, PJ	6	80	13.3
Herro, Tyler	6	60	10.0	Herro, Tyler	6	60	10.0
Quade Green	6	54	9.0	Quade Green	6	54	9.0
Immanuel Quickley	6	51	8.5	Immanuel Quickley	6	51	8.5
Montgomery, EJ	6	40	6.7	Montgomery, EJ	6	40	6.7
Nick Richards	6	28	4.7	Nick Richards	6	28	4.7
Ashton Hagans	6	13	2.2	Ashton Hagans	6	13	2.2
				David, Jonny	1	0	0.0

FG Percentage	FG	Att	Pct	Field Goal Attempts	G	Att	Att/G
Nick Richards	12	19	.632	Keldon Johnson	6	63	10.5
Travis, Reid	24	39	.615	Herro, Tyler	6	56	9.3
Washington, PJ	27	51	.529	Washington, PJ	6	51	8.5
Keldon Johnson	31	63	.492	Travis, Reid	6	39	6.5
Montgomery, EJ	16	34	.471	Quade Green	6	36	6.0
Quade Green	16	36	.444				
Ashton Hagans	6	14	.429	Field Goals Made	G	Made	Made/G
Immanuel Quickley	12	29	.414	Keldon Johnson	6	31	5.2
Herro, Tyler	22	56	.393	Washington, PJ	6	27	4.5
				Travis, Reid	6	24	4.0
				Herro, Tyler	6	22	3.7
				Quade Green	6	16	2.7
				Montgomery, EJ	6	16	2.7

3-Point Percentage	3FG	Att	Pct	3-Point FG Attempts	G	Att	Att/G
Washington, PJ	5	9	.556	Herro, Tyler	6	27	4.5
Travis, Reid	2	4	.500	Quade Green	6	18	3.0
Quade Green	7	18	.389	Keldon Johnson	6	15	2.5
Herro, Tyler	8	27	.296	Immanuel Quickley	6	14	2.3
Immanuel Quickley	4	14	.286	Washington, PJ	6	9	1.5
Keldon Johnson	4	15	.267				
Ashton Hagans	0	3	.000	3-Point FG Made	G	Made	Made/G
Montgomery, EJ	0	1	.000	Herro, Tyler	6	8	1.3
				Quade Green	6	7	1.2
				Washington, PJ	6	5	0.8
				Immanuel Quickley	6	4	0.7
				Keldon Johnson	6	4	0.7

Free Throw Percent	FG	Att	Pct	Free Throw Attempts	G	Att	Att/G
Herro, Tyler	8	8	1.000	Keldon Johnson	6	49	8.2
Immanuel Quickley	23	25	.920	Travis, Reid	6	45	7.5
Quade Green	15	17	.882	Washington, PJ	6	33	5.5
Nick Richards	4	5	.800	Immanuel Quickley	6	25	4.2
Montgomery, EJ	8	11	.727	Quade Green	6	17	2.8
Travis, Reid	32	45	.711				
Keldon Johnson	33	49	.673	Free Throws Made	G	Made	Made/G
Washington, PJ	21	33	.636	Keldon Johnson	6	33	5.5
Ashton Hagans	1	2	.500	Travis, Reid	6	32	5.3
				Immanuel Quickley	6	23	3.8
				Washington, PJ	6	21	3.5
				Quade Green	6	15	2.5



2018-19 Kentucky Men's Basketball  
 Kentucky Category Leaders (as of Nov 23, 2018)  
 All games



Rebounds	G	Reb	Reb/G	Assists	G	No.	Ast/G
Washington, PJ	6	51	8.5	Herro, Tyler	6	17	2.8
Travis, Reid	6	37	6.2	Quade Green	6	17	2.8
Keldon Johnson	6	35	5.8	Ashton Hagans	6	14	2.3
Montgomery, EJ	6	33	5.5	Immanuel Quickley	6	12	2.0
Nick Richards	6	27	4.5	Washington, PJ	6	9	1.5

Rebound Average	G	Reb	Avg/G	Steals	G	No.	Stl/G
Washington, PJ	6	51	8.5	Quade Green	6	9	1.5
Travis, Reid	6	37	6.2	Herro, Tyler	6	7	1.2
Keldon Johnson	6	35	5.8	Washington, PJ	6	6	1.0
Montgomery, EJ	6	33	5.5	Immanuel Quickley	6	5	0.8
Nick Richards	6	27	4.5	Ashton Hagans	6	4	0.7
				Keldon Johnson	6	4	0.7

Offensive Rebounds	G	No.	Avg/G	Blocked Shots	G	No.	Blk/G
Travis, Reid	6	19	3.2	Montgomery, EJ	6	11	1.8
Montgomery, EJ	6	16	2.7	Nick Richards	6	8	1.3
Washington, PJ	6	14	2.3	Travis, Reid	6	5	0.8
Nick Richards	6	12	2.0	Herro, Tyler	6	3	0.5
Keldon Johnson	6	10	1.7	Washington, PJ	6	3	0.5

Defensive Rebounds	G	No.	Avg/G	Minutes	G	No.	Min/G
Washington, PJ	6	37	6.2	Keldon Johnson	6	182	30.3
Keldon Johnson	6	25	4.2	Immanuel Quickley	6	161	26.8
Herro, Tyler	6	21	3.5	Herro, Tyler	6	147	24.5
Travis, Reid	6	18	3.0	Washington, PJ	6	141	23.5
Montgomery, EJ	6	17	2.8	Travis, Reid	6	138	23.0

Fouls	G	No.	Per/G	Turnovers	G	No.	TO/G
Nick Richards	6	15	2.5	Travis, Reid	6	13	2.2
Travis, Reid	6	15	2.5	Washington, PJ	6	13	2.2
Montgomery, EJ	6	14	2.3	Quade Green	6	13	2.2
Keldon Johnson	6	14	2.3	Ashton Hagans	6	11	1.8
Washington, PJ	6	12	2.0	Nick Richards	6	10	1.7

Foulsouts	G	No.
Washington, PJ	6	1
Nick Richards	6	1





2018-19 Kentucky Men's Basketball  
 Kentucky Overall/Conference Statistics (as of Nov 23, 2018)  
 All games



SUMMARY	Overall Statistics										Conference Statistics										
	gp-gs	min/g	fg%	3fg%	ft%	r/g	a/g	stl	blk	pts/g	gp-gs	min/g	fg%	3fg%	ft%	r/g	a/g	stl	blk	pts/g	
Keldon Johnson	6-6	30.3	.492	.267	.673	5.8	1.3	4	1	16.5											
Travis, Reid	6-3	23.0	.615	.500	.711	6.2	0.8	1	5	13.7											
Washington, PJ	6-6	23.5	.529	.556	.636	8.5	1.5	6	3	13.3											
Herro, Tyler	6-6	24.5	.393	.296	1.000	3.7	2.8	7	3	10.0											
Quade Green	6-0	20.7	.444	.389	.882	1.5	2.8	9	0	9.0											
Immanuel Quickley	6-5	26.8	.414	.286	.920	2.3	2.0	5	0	8.5											
Montgomery, EJ	6-1	20.2	.471	.000	.727	5.5	0.5	0	11	6.7											
Nick Richards	6-2	14.3	.632	.000	.800	4.5	0.2	0	8	4.7											
Ashton Hagans	6-1	16.3	.429	.000	.500	1.0	2.3	4	2	2.2											
David, Jonny	1-0	2.0	.000	.000	.000	1.0	0.0	0	0	0.0											
Totals	6		.487	.330	.744	41.2	14.3	36	33	84.5	0		.000	.000	.000	0.0	0.0	0	0	0.0	0.0
Opponent	6		.458	.434	.692	24.0	14.0	33	12	75.5	0		.000	.000	.000	0.0	0.0	0	0	0.0	0.0

SCORING	Overall Statistics								Conference Statistics							
	fg-fga	fg%	3fg-fga	3fg%	ft-fta	ft%	pts	pts/g	fg-fga	fg%	3fg-fga	3fg%	ft-fta	ft%	pts	pts/g
Keldon Johnson	31-63	.492	4-15	.267	33-49	.673	99	16.5								
Travis, Reid	24-39	.615	2-4	.500	32-45	.711	82	13.7								
Washington, PJ	27-51	.529	5-9	.556	21-33	.636	80	13.3								
Herro, Tyler	22-56	.393	8-27	.296	8-8	1.000	60	10.0								
Quade Green	16-36	.444	7-18	.389	15-17	.882	54	9.0								
Immanuel Quickley	12-29	.414	4-14	.286	23-25	.920	51	8.5								
Montgomery, EJ	16-34	.471	0-1	.000	8-11	.727	40	6.7								
Nick Richards	12-19	.632	0-0	.000	4-5	.800	28	4.7								
Ashton Hagans	6-14	.429	0-3	.000	1-2	.500	13	2.2								
David, Jonny	0-0	.000	0-0	.000	0-0	.000	0	0.0								
Totals	166-341	.487	30-91	.330	145-195	.744	507	84.5	0-0	.000	0-0	.000	0-0	.000	0	0.0
Opponent	164-358	.458	62-143	.434	63-91	.692	453	75.5	0-0	.000	0-0	.000	0-0	.000	0	0.0

TOTALS	Overall Statistics										Conference Statistics									
	o-reb	d-reb	total	pf	fo	a	to	a/to	hi	pts	o-reb	d-reb	total	pf	fo	a	to	a/to	hi	pts
Keldon Johnson	10	25	35	14	0	8	8	1.0	27											
Travis, Reid	19	18	37	15	0	5	13	0.4	22											
Washington, PJ	14	37	51	12	1	9	13	0.7	25											
Herro, Tyler	1	21	22	6	0	17	9	1.9	18											
Quade Green	3	6	9	4	0	17	13	1.3	17											
Immanuel Quickley	1	13	14	7	0	12	6	2.0	15											
Montgomery, EJ	16	17	33	14	0	3	8	0.4	10											
Nick Richards	12	15	27	15	1	1	10	0.1	10											
Ashton Hagans	2	4	6	10	0	14	11	1.3	5											
David, Jonny	1	0	1	0	0	0	0	0.0	0											
Totals	87	160	247	97	2	86	91	0.9	96	0	0	0	0	0	0	0	0	0.0	0	
Opponent	43	101	144	145	-	84	88	1.0	118	0	0	0	0	-	0	0	0	0.0	0	



2018-19 Kentucky Men's Basketball  
 Kentucky Team Game-by-Game (as of Nov 23, 2018)  
 All games



TEAM STATISTICS

Opponent	Date	Score		Total		3-Pointers		Free throws		Rebounds				pf	a	t/o	blk	stl	pts	avg
				fg-fga	pct	3fg-fga	pct	ft-fa	pct	off	def	tot	avg							
vs #4/3 Duke	11/6/18	84-118	L	26-59	.441	4-17	.235	28-38	.737	11	26	37	37.0	25	17	15	5	1	84	84.0
SOUTHERN ILLINOIS	11/9/18	71-59	W	24-54	.444	4-14	.286	19-27	.704	18	30	48	42.5	15	11	19	6	5	71	77.5
NORTH DAKOTA	11/14/18	96-58	W	33-62	.532	6-13	.462	24-30	.800	19	26	45	43.3	15	15	13	5	12	96	83.7
VMI	11/18/18	92-82	W	29-59	.492	5-14	.357	29-35	.829	18	25	43	43.2	12	15	11	6	6	92	85.8
WINTHROP	11/21/18	87-74	W	31-55	.564	7-18	.389	18-24	.750	7	30	37	42.0	16	20	19	6	8	87	86.0
TENNESSEE STATE	11/23/18	77-62	W	23-52	.442	4-15	.267	27-41	.659	14	23	37	41.2	14	8	14	5	4	77	84.5
Kentucky		507		166-341	.487	30-91	.330	145-195	.744	87	160	247	41.2	97	86	91	33	36	507	84.5
Opponents		453		164-358	.458	62-143	.434	63-91	.692	43	101	144	24.0	145	84	88	12	33	453	75.5

Games played: 6  
 Points/game: 84.5  
 FG Pct: 48.7  
 3FG Pct: 33.0  
 FT Pct: 74.4

Rebounds/game: 41.2  
 Assists/game: 14.3  
 Turnovers/game: 15.2  
 Assist/turnover ratio: 0.9  
 Steals/game: 6.0  
 Blocks/game: 5.5



2018-19 Kentucky Men's Basketball  
 Kentucky Opponent Game-by-Game (as of Nov 23, 2018)  
 All games



OPPONENT STATISTICS

Opponent	Date	Score		Total		3-Pointers		Free throws		Rebounds				pf	a	t/o	blk	stl	pts	avg
				fg-fga	pct	3fg-fga	pct	ft-fga	pct	off	def	tot	avg							
vs #4/3 Duke	11/6/18	84-118	L	43-79	.544	12-26	.462	20-29	.690	13	25	38	38.0	26	22	4	3	10	118	118.0
SOUTHERN ILLINOIS	11/9/18	71-59	W	23-56	.411	5-16	.313	8-12	.667	7	12	19	28.5	24	13	13	2	7	59	88.5
NORTH DAKOTA	11/14/18	96-58	W	19-48	.396	7-19	.368	13-18	.722	5	10	15	24.0	19	8	20	5	5	58	78.3
VMI	11/18/18	92-82	W	29-62	.468	19-38	.500	5-5	1.000	6	16	22	23.5	26	14	13	1	2	82	79.2
WINTHROP	11/21/18	87-74	W	28-59	.475	13-28	.464	5-8	.625	2	20	22	23.2	21	16	19	0	4	74	78.2
TENNESSEE STATE	11/23/18	77-62	W	22-54	.407	6-16	.375	12-19	.632	10	18	28	24.0	29	11	19	1	5	62	75.5
Opponents		453		164-358	.458	62-143	.434	63-91	.692	43	101	144	24.0	145	84	88	12	33	453	75.5
Kentucky		507		166-341	.487	30-91	.330	145-195	.744	87	160	247	41.2	97	86	91	33	36	507	84.5

Games played: 6  
 Points/game: 75.5  
 FG Pct: 45.8  
 3FG Pct: 43.4  
 FT Pct: 69.2

Rebounds/game: 24.0  
 Assists/game: 14.0  
 Turnovers/game: 14.7  
 Assist/turnover ratio: 1.0  
 Steals/game: 5.5  
 Blocks/game: 2.0





2018-19 Kentucky Men's Basketball  
Kentucky Team High/Low Analysis (as of Nov 23, 2018)  
All games



Kentucky - TEAM GAME HIGHS

POINTS	96		NORTH DAKOTA (11/14/18)
	92		VMI (11/18/18)
	87		WINTHROP (11/21/18)
	84		vs #4/3 Duke (11/6/18)
	77		TENNESSEE STATE (11/23/18)
FIELD GOALS MADE	33		NORTH DAKOTA (11/14/18)
	31		WINTHROP (11/21/18)
FIELD GOAL ATTEMPTS	62		NORTH DAKOTA (11/14/18)
	59		VMI (11/18/18)
	59		vs #4/3 Duke (11/6/18)
FIELD GOAL PERCENTAGE	.564	(31-55)	WINTHROP (11/21/18)
	.532	(33-62)	NORTH DAKOTA (11/14/18)
3 PT FIELD GOALS MADE	7		WINTHROP (11/21/18)
	6		NORTH DAKOTA (11/14/18)
3 PT FG ATTEMPTS	18		WINTHROP (11/21/18)
	17		vs #4/3 Duke (11/6/18)
3 PT FG PERCENTAGE	.462	(6-13)	NORTH DAKOTA (11/14/18)
	.389	(7-18)	WINTHROP (11/21/18)
FREE THROWS MADE	29		VMI (11/18/18)
	28		vs #4/3 Duke (11/6/18)
FREE THROW ATTEMPTS	41		TENNESSEE STATE (11/23/18)
	38		vs #4/3 Duke (11/6/18)
FREE THROW PERCENTAGE	.829	(29-35)	VMI (11/18/18)
	.800	(24-30)	NORTH DAKOTA (11/14/18)
REBOUNDS	48		SOUTHERN ILLINOIS (11/9/18)
	45		NORTH DAKOTA (11/14/18)
ASSISTS	20		WINTHROP (11/21/18)
	17		vs #4/3 Duke (11/6/18)
STEALS	12		NORTH DAKOTA (11/14/18)
	8		WINTHROP (11/21/18)
BLOCKED SHOTS	6		WINTHROP (11/21/18)
	6		VMI (11/18/18)
	6		SOUTHERN ILLINOIS (11/9/18)
TURNOVERS	19		WINTHROP (11/21/18)
	19		SOUTHERN ILLINOIS (11/9/18)
FOULS	25		vs #4/3 Duke (11/6/18)
	16		WINTHROP (11/21/18)



2018-19 Kentucky Men's Basketball  
 Kentucky High/Low Analysis (as of Nov 23, 2018)  
 All games



Opponent - GAME HIGHS

POINTS	118		vs #4/3 Duke (11/6/18)
	82		VMI (11/18/18)
	74		WINTHROP (11/21/18)
	62		TENNESSEE STATE (11/23/18)
	59		SOUTHERN ILLINOIS (11/9/18)
FIELD GOALS MADE	43		vs #4/3 Duke (11/6/18)
	29		VMI (11/18/18)
FIELD GOAL ATTEMPTS	79		vs #4/3 Duke (11/6/18)
	62		VMI (11/18/18)
FIELD GOAL PERCENTAGE	.544	(43-79)	vs #4/3 Duke (11/6/18)
	.475	(28-59)	WINTHROP (11/21/18)
3 PT FIELD GOALS MADE	19		VMI (11/18/18)
	13		WINTHROP (11/21/18)
3 PT FG ATTEMPTS	38		VMI (11/18/18)
	28		WINTHROP (11/21/18)
3 PT FG PERCENTAGE	.500	(19-38)	VMI (11/18/18)
	.464	(13-28)	WINTHROP (11/21/18)
FREE THROWS MADE	20		vs #4/3 Duke (11/6/18)
	13		NORTH DAKOTA (11/14/18)
FREE THROW ATTEMPTS	29		vs #4/3 Duke (11/6/18)
	19		TENNESSEE STATE (11/23/18)
FREE THROW PERCENTAGE	1.000	(5-5)	VMI (11/18/18)
	.722	(13-18)	NORTH DAKOTA (11/14/18)
REBOUNDS	38		vs #4/3 Duke (11/6/18)
	28		TENNESSEE STATE (11/23/18)
ASSISTS	22		vs #4/3 Duke (11/6/18)
	16		WINTHROP (11/21/18)
STEALS	10		vs #4/3 Duke (11/6/18)
	7		SOUTHERN ILLINOIS (11/9/18)
BLOCKED SHOTS	5		NORTH DAKOTA (11/14/18)
	3		vs #4/3 Duke (11/6/18)
TURNOVERS	20		NORTH DAKOTA (11/14/18)
	19		TENNESSEE STATE (11/23/18)
	19		WINTHROP (11/21/18)
FOULS	29		TENNESSEE STATE (11/23/18)
	26		VMI (11/18/18)
	26		vs #4/3 Duke (11/6/18)



2018-19 Kentucky Men's Basketball  
Kentucky High/Low Analysis (as of Nov 23, 2018)  
All games



Kentucky - GAME LOWS

POINTS	71	SOUTHERN ILLINOIS (11/9/18)
	77	TENNESSEE STATE (11/23/18)
	84	vs #4/3 Duke (11/6/18)
	87	WINTHROP (11/21/18)
	92	VMI (11/18/18)
FIELD GOALS MADE	23	TENNESSEE STATE (11/23/18)
	24	SOUTHERN ILLINOIS (11/9/18)
FIELD GOAL ATTEMPTS	52	TENNESSEE STATE (11/23/18)
	54	SOUTHERN ILLINOIS (11/9/18)
FIELD GOAL PERCENTAGE	.441 (26-59)	vs #4/3 Duke (11/6/18)
	.442 (23-52)	TENNESSEE STATE (11/23/18)
3 PT FIELD GOALS MADE	4	vs #4/3 Duke (11/6/18)
	4	SOUTHERN ILLINOIS (11/9/18)
	4	TENNESSEE STATE (11/23/18)
3 PT FG ATTEMPTS	13	NORTH DAKOTA (11/14/18)
	14	SOUTHERN ILLINOIS (11/9/18)
	14	VMI (11/18/18)
3 PT FG PERCENTAGE	.235 (4-17)	vs #4/3 Duke (11/6/18)
	.267 (4-15)	TENNESSEE STATE (11/23/18)
FREE THROWS MADE	18	WINTHROP (11/21/18)
	19	SOUTHERN ILLINOIS (11/9/18)
FREE THROW ATTEMPTS	24	WINTHROP (11/21/18)
	27	SOUTHERN ILLINOIS (11/9/18)
FREE THROW PERCENTAGE	.659 (27-41)	TENNESSEE STATE (11/23/18)
	.704 (19-27)	SOUTHERN ILLINOIS (11/9/18)
REBOUNDS	37	vs #4/3 Duke (11/6/18)
	37	WINTHROP (11/21/18)
	37	TENNESSEE STATE (11/23/18)
ASSISTS	8	TENNESSEE STATE (11/23/18)
	11	SOUTHERN ILLINOIS (11/9/18)
STEALS	1	vs #4/3 Duke (11/6/18)
	4	TENNESSEE STATE (11/23/18)
BLOCKED SHOTS	5	vs #4/3 Duke (11/6/18)
	5	NORTH DAKOTA (11/14/18)
	5	TENNESSEE STATE (11/23/18)
TURNOVERS	11	VMI (11/18/18)
	13	NORTH DAKOTA (11/14/18)
FOULS	12	VMI (11/18/18)
	14	TENNESSEE STATE (11/23/18)



2018-19 Kentucky Men's Basketball  
Kentucky High/Low Analysis (as of Nov 23, 2018)  
All games



Opponent - GAME LOWS

POINTS	58	NORTH DAKOTA (11/14/18)
	59	SOUTHERN ILLINOIS (11/9/18)
	62	TENNESSEE STATE (11/23/18)
	74	WINTHROP (11/21/18)
	82	VMI (11/18/18)
FIELD GOALS MADE	19	NORTH DAKOTA (11/14/18)
	22	TENNESSEE STATE (11/23/18)
FIELD GOAL ATTEMPTS	48	NORTH DAKOTA (11/14/18)
	54	TENNESSEE STATE (11/23/18)
FIELD GOAL PERCENTAGE	.396 (19-48)	NORTH DAKOTA (11/14/18)
	.407 (22-54)	TENNESSEE STATE (11/23/18)
3 PT FIELD GOALS MADE	5	SOUTHERN ILLINOIS (11/9/18)
	6	TENNESSEE STATE (11/23/18)
3 PT FG ATTEMPTS	16	SOUTHERN ILLINOIS (11/9/18)
	16	TENNESSEE STATE (11/23/18)
3 PT FG PERCENTAGE	.313 (5-16)	SOUTHERN ILLINOIS (11/9/18)
	.368 (7-19)	NORTH DAKOTA (11/14/18)
FREE THROWS MADE	5	VMI (11/18/18)
	5	WINTHROP (11/21/18)
FREE THROW ATTEMPTS	5	VMI (11/18/18)
	8	WINTHROP (11/21/18)
FREE THROW PERCENTAGE	.625 (5-8)	WINTHROP (11/21/18)
	.632 (12-19)	TENNESSEE STATE (11/23/18)
REBOUNDS	15	NORTH DAKOTA (11/14/18)
	19	SOUTHERN ILLINOIS (11/9/18)
ASSISTS	8	NORTH DAKOTA (11/14/18)
	11	TENNESSEE STATE (11/23/18)
STEALS	2	VMI (11/18/18)
	4	WINTHROP (11/21/18)
BLOCKED SHOTS	0	WINTHROP (11/21/18)
	1	VMI (11/18/18)
	1	TENNESSEE STATE (11/23/18)
TURNOVERS	4	vs #4/3 Duke (11/6/18)
	13	SOUTHERN ILLINOIS (11/9/18)
	13	VMI (11/18/18)
FOULS	19	NORTH DAKOTA (11/14/18)
	21	WINTHROP (11/21/18)





2018-19 Kentucky Men's Basketball  
 Kentucky Player High/Low Analysis (as of Nov 23, 2018)  
 All games



Kentucky - INDIVIDUAL GAME HIGHS

Points	27		Johnson, Keldon vs Tennessee State (11/23/18)
	25		Washington, PJ vs North Dakota (11/14/18)
	23		Keldon Johnson vs #4/3 Duke (11/6/18)
	22		Travis, Reid vs VMI (11/18/18)
	22		Travis, Reid vs #4/3 Duke (11/6/18)
Field Goals Made	9		Washington, PJ vs North Dakota (11/14/18)
	8		Keldon Johnson vs #4/3 Duke (11/6/18)
Field Goal Att.	16		Keldon Johnson vs #4/3 Duke (11/6/18)
	15		Johnson, Keldon vs Tennessee State (11/23/18)
FG Pct (min 5 made)	.750	(6-8)	Travis, Reid vs VMI (11/18/18)
	.750	(6-8)	Travis, Reid vs #4/3 Duke (11/6/18)
3-Point FG Made	4		Washington, PJ vs North Dakota (11/14/18)
	3		Herro, Tyler vs Winthrop (11/21/18)
	3		Green, Quade vs VMI (11/18/18)
3-Point FG Att.	8		Herro, Tyler vs Winthrop (11/21/18)
	6		Herro, Tyler vs Tennessee State (11/23/18)
	6		Herro, Tyler vs #4/3 Duke (11/6/18)
3-Pt FG Pct (min 2 made)	.800	(4-5)	Washington, PJ vs North Dakota (11/14/18)
	.600	(3-5)	Green, Quade vs VMI (11/18/18)
Free Throws Made	13		Johnson, Keldon vs Tennessee State (11/23/18)
	10		Travis, Reid vs VMI (11/18/18)
Free Throw Att.	18		Johnson, Keldon vs Tennessee State (11/23/18)
	13		Travis, Reid vs #4/3 Duke (11/6/18)
FT Pct (min 3 made)	1.000	(6-6)	Quickley, Immanuel vs VMI (11/18/18)
	1.000	(6-6)	Immanuel Quickley vs #4/3 Duke (11/6/18)
	1.000	(5-5)	Herro, Tyler vs #4/3 Duke (11/6/18)
	1.000	(4-4)	Green, Quade vs Winthrop (11/21/18)
	1.000	(4-4)	Green, Quade vs VMI (11/18/18)
	1.000	(3-3)	Herro, Tyler vs North Dakota (11/14/18)
Rebounds	19		Richards, Nick vs Southern Illinois (11/9/18)
	18		Washington, PJ vs VMI (11/18/18)
Assists	7		Herro, Tyler vs Winthrop (11/21/18)
	5		Green, Quade vs North Dakota (11/14/18)
	5		Herro, Tyler vs #4/3 Duke (11/6/18)
Steals	5		Herro, Tyler vs North Dakota (11/14/18)
	3		Washington, PJ vs Winthrop (11/21/18)
	3		Green, Quade vs North Dakota (11/14/18)
Blocked Shots	3		Montgomery, EJ vs VMI (11/18/18)
	3		Richards, Nick vs Southern Illinois (11/9/18)
Turnovers	5		Washington, PJ vs Southern Illinois (11/9/18)
	4		Green, Quade vs Tennessee State (11/23/18)
	4		Travis, Reid vs Winthrop (11/21/18)
Fouls	5		Richards, Nick vs North Dakota (11/14/18)
	5		Washington, PJ vs #4/3 Duke (11/6/18)
Minutes	35		Johnson, Keldon vs Tennessee State (11/23/18)
	34		Johnson, Keldon vs North Dakota (11/14/18)
	33		Washington, PJ vs VMI (11/18/18)
	33		Herro, Tyler vs #4/3 Duke (11/6/18)
	32		Johnson, Keldon vs Southern Illinois (11/9/18)



2018-19 Kentucky Men's Basketball  
 Kentucky Opponent High/Low Analysis (as of Nov 23, 2018)  
 All games



OPPONENT INDIVIDUAL GAME HIGHS

Points	35		Parham, Bubba vs VMI (11/18/18)	
	33		R.J. Barrett vs #4/3 Duke (11/6/18)	
	28		Zion Williamson vs #4/3 Duke (11/6/18)	
	22		Cam Reddish vs #4/3 Duke (11/6/18)	
	18		Fitzpatrick-Dorsey vs Tennessee State (11/23/18)	
	18		Cook, Aaron vs Southern Illinois (11/9/18)	
Field Goals Made	13		R.J. Barrett vs #4/3 Duke (11/6/18)	
	11		Parham, Bubba vs VMI (11/18/18)	
	11		Zion Williamson vs #4/3 Duke (11/6/18)	
Field Goal Att.	26		R.J. Barrett vs #4/3 Duke (11/6/18)	
	20		Parham, Bubba vs VMI (11/18/18)	
FG Pct (min 5 made)	.846	(11-13)	Zion Williamson vs #4/3 Duke (11/6/18)	
	.625	(5-8)	Pickett, Adam vs Winthrop (11/21/18)	
	.625	(5-8)	Gilkeson, Garrett vs VMI (11/18/18)	
	.625	(5-8)	Rebraca, Filip vs North Dakota (11/14/18)	
3-Point FG Made	10		Parham, Bubba vs VMI (11/18/18)	
	3		Awad, Austin vs Winthrop (11/21/18)	
	3		Ferguson, Josh vs Winthrop (11/21/18)	
	3		Creammer, Tyler vs VMI (11/18/18)	
	3		Gilkeson, Garrett vs VMI (11/18/18)	
	3		Cam Reddish vs #4/3 Duke (11/6/18)	
	3		Alex O'Connell vs #4/3 Duke (11/6/18)	
	3		R.J. Barrett vs #4/3 Duke (11/6/18)	
	3-Point FG Att.	16		Parham, Bubba vs VMI (11/18/18)
		8		Parham, Greg vs VMI (11/18/18)
8			Cam Reddish vs #4/3 Duke (11/6/18)	
3-Pt FG Pct (min 2 made)	1.000	(2-2)	Davis, Tripp vs Tennessee State (11/23/18)	
	1.000	(2-2)	Zunic, Kyle vs Winthrop (11/21/18)	
	1.000	(2-2)	Falden, Charles vs Winthrop (11/21/18)	
Free Throws Made	7		Cam Reddish vs #4/3 Duke (11/6/18)	
	5		Egbuta, Emmanuel vs Tennessee State (11/23/18)	
	5		Zion Williamson vs #4/3 Duke (11/6/18)	
	5		Cam Reddish vs #4/3 Duke (11/6/18)	
Free Throw Att.	8		R.J. Barrett vs #4/3 Duke (11/6/18)	
	7		Egbuta, Emmanuel vs Tennessee State (11/23/18)	
	7		Zion Williamson vs #4/3 Duke (11/6/18)	
	7		Cam Reddish vs #4/3 Duke (11/6/18)	
FT Pct (min 3 made)	1.000	(7-7)	Cam Reddish vs #4/3 Duke (11/6/18)	
	1.000	(3-3)	Falden, Charles vs Winthrop (11/21/18)	
	1.000	(3-3)	Parham, Bubba vs VMI (11/18/18)	
Rebounds	11		Jack White vs #4/3 Duke (11/6/18)	
	9		McKnight, Kamar vs Tennessee State (11/23/18)	
Assists	7		Tre Jones vs #4/3 Duke (11/6/18)	
	6		R.J. Barrett vs #4/3 Duke (11/6/18)	
Steals	4		Cam Reddish vs #4/3 Duke (11/6/18)	
	3		Rebraca, Filip vs North Dakota (11/14/18)	
Blocked Shots	1		Morris, Dave vs Tennessee State (11/23/18)	
	1		Fahl, Tragen vs VMI (11/18/18)	
	1		Seales, Cortez vs North Dakota (11/14/18)	
	1		Atelbauers, Davids vs North Dakota (11/14/18)	
	1		Rebraca, Filip vs North Dakota (11/14/18)	
	1		Bijiek, Jal vs North Dakota (11/14/18)	
	1		Walter, Kienan vs North Dakota (11/14/18)	
	1		Fletcher, Armon vs Southern Illinois (11/9/18)	
	1		Fletcher, Armon vs Southern Illinois (11/9/18)	

	1	Bol, Thik vs Southern Illinois (11/9/18)
	1	Zion Williamson vs #4/3 Duke (11/6/18)
	1	Javin DeLaurier vs #4/3 Duke (11/6/18)
	1	Marques Bolden vs #4/3 Duke (11/6/18)
Turnovers	7	Pickett, Adam vs Winthrop (11/21/18)
	5	Seales, Cortez vs North Dakota (11/14/18)
Fouls	5	Ukaegbu, Jermaine vs Winthrop (11/21/18)
	5	Stephens, Jake vs VMI (11/18/18)
	5	Fletcher, Armon vs Southern Illinois (11/9/18)



2018-19 Kentucky Men's Basketball  
 Kentucky Team Game-by-Game Comparison (as of Nov 23, 2018)  
 All games



Opponent	1st	2nd	Score	Mar	Total FG	FG Pct	3-Pointers	3FG Pct	Free Throws	FT Pct	Rebounds	Assist	T/Over	Block	Steal	Fouls
#4/3 Duke	42/59	42/59	84-118	(34)	26-59/43-79	.441/.544	4-17/12-26	.235/.462	28-38/20-29	.737/.690	37/38 (1)	17/22	15/4	5/3	1/10	25/26
SOUTHERN ILLINOIS	31/28	40/31	71-59	+12	24-54/23-56	.444/.411	4-14/5-16	.286/.313	19-27/8-12	.704/.667	48/19 +29	11/13	19/13	6/2	5/7	15/24
NORTH DAKOTA	46/25	50/33	96-58	+38	33-62/19-48	.532/.396	6-13/7-19	.462/.368	24-30/13-18	.800/.722	45/15 +30	15/8	13/20	5/5	12/5	15/19
VMI	48/34	44/48	92-82	+10	29-59/29-62	.492/.468	5-14/19-38	.357/.500	29-35/5-5	.829/1000	43/22 +21	15/14	11/13	6/1	6/2	12/26
WINTHROP	51/37	36/37	87-74	+13	31-55/28-59	.564/.475	7-18/13-28	.389/.464	18-24/5-8	.750/.625	37/22 +15	20/16	19/19	6/0	8/4	16/21
TENNESSEE STATE	35/27	42/35	77-62	+15	23-52/22-54	.442/.407	4-15/6-16	.267/.375	27-41/12-19	.659/.632	37/28 +9	8/11	14/19	5/1	4/5	14/29

Note: Game totals are displayed in the format TEAM/OPPONENT for each category