

THE MATCHUP | #TENNvsUK

TENNESSEE VOLUNTEERS

4-5 | 1-4 SEC

**Head Coach:** Jeremy Pruitt  
**Record at Tennessee:** 4-5 (.444) / 1st year  
**Career Record:** 4-5 (.444) / Same  
**Last Game:** W, 14-3 vs. Charlotte



#12/12/9 KENTUCKY WILDCATS

7-2 | 5-2 SEC

**Head Coach:** Mark Stoops  
**Record at Kentucky:** 33-38 (.465) / 6th year  
**Career Record:** 33-38 (.465) / Same  
**Last Game:** L, 34-17 vs Georgia

TENNESSEE vs #12/12/9 KENTUCKY - NOV. 10, 2018 | 3:30 P.M. ET | NEYLAND STADIUM - SHIELD-WATKINS FIELD (102,455) | KNOXVILLE, TENN.



QUICK COMPARISON

24.3 (101/14)	Points/Game	(98/13)	24.7
26.7 (63/10)	Points Allowed/Game	(8/3)	15.3
127.7 (110/14)	Rush Yards/Game	(43/4)	199.6
161.1 (66/10)	Rush Yards Allowed/Game	(33/5)	133.2
205.3 (91/9)	Pass Yards/Game	(117/14)	156.8
207.3 (41/6)	Pass Yards Allowed/Game	(16/3)	178.6
333.0 (119/14)	Total Offense/Game	(109/13)	356.3
368.4 (46/9)	Total Defense/Game	(15/4)	311.8

(National Ranking/Conference Ranking)



KEY STORYLINES

TENNESSEE HOSTS KENTUCKY AT NEYLAND STADIUM

- VOLS WELCOME 'CATS:** Tennessee will host Kentucky in the 114th meeting in the series. The Vols have played the Wildcats more than any other opponent and their 79 wins are the most versus any team. UT holds a 79-25-9 record overall against UK, including a 42-10-6 mark at home. The Vols have won 16 straight in Neyland Stadium over the Wildcats, dating back to 1984. UT has won 31 of the last 33 games overall in the series.
- SIMILAR STARTS:** Jeremy Pruitt and Mark Stoops were both top defensive coordinators before being hired for their first head coaching jobs at SEC East schools. In fact, after Kentucky hired Stoops in 2013, Florida State tabbed Pruitt to replace Stoops as defensive coordinator and he helped lead FSU to the national championship that season.
- VOLS ALL-TIME:** Tennessee has an all-time record of 837-388-53, which ranks 10th all-time in wins among NCAA Division I programs. The Vols hold an all-time record of 466-130-17 at Neyland Stadium, boasting the second-most wins of any school at a current stadium.
- SALUTE TO SERVICE:** The Vols will honor military members for its annual Salute to Service game on Saturday. Planned moments during the game include a half-time performance by the Marine Drill Team, veteran Jim Cundall being honored as the Volunteer of the Game and a recognition of Gold Star families pregame.

LAST TIME OUT...

- VOLS DEFEAT 49ERS, 14-3:** Stifling defense and an 82-yard punt return TD by junior WR Marquez Callaway led UT past Charlotte, 14-3. Redshirt sophomore QB Jarrett Guarantano completed 16-of-21 passes for 172 yards and one TD to sophomore Josh Palmer.

- Freshman CB Bryce Thompson had his team-leading third interception and recorded his first-career sack. Thompson is the first Vol freshman to record three interceptions in a season since Eric Berry in 2007. He is tied for second in the SEC in interceptions.
- UT won its 30th straight home game against a non-Power 5 opponent and its 11th consecutive game against a non-conference opponent at Neyland Stadium.

RECENT GAMES VS. KENTUCKY

- FOUR FORCED FUMBLES NOT ENOUGH:** Despite forcing and recovering four fumbles, the Vols fell to Kentucky, 29-26, in Lexington in 2017. RB Ty Chandler rushed for 120 yards and two TDs, while PK Brent Cimaglia made four field goals.
- DOBBS LEADS IN NEYLAND:** The last time Kentucky traveled to Neyland Stadium, the Vols captured a 49-36 win on Nov. 12, 2016 behind five total TDs from QB Joshua Dobbs and 599 yards of total offense, including 416 rushing yards.

GUARANTANO'S ACCURACY RANKS HIGH

- QB Jarrett Guarantano has completed 128 of 195 passes (65.6%) for 1,571 yards and nine touchdowns this season. His completion percentage ranks fourth in the SEC.
- Guarantano's career 64.1 completion percentage is No. 1 in UT history (No. 2 is Darryl Dickey - 63.0, No. 3 Peyton Manning - 62.5) and his 1.20 interception percentage also ranks first (No. 2 Dickey - 1.23). He hasn't thrown and interception in his last 126 pass attempts.
- Guarantano has 7 TDs, 0 INTs and is averaging 192.5 yards per game on 67.6% passing the last four games (vs. Charlotte, at South Carolina, vs. No. 1 Alabama, at No. 21 Auburn).

ON THE AIR

TV: SEC NETWORK

**Play-by-Play:** John Congemi  
**Analyst:** Taylor Zarzour  
**Sideline Reporter:** Kris Budden

RADIO: VOL NETWORK

**Play-by-Play:** Bob Kesling  
**Analyst:** Tim Priest  
**Analyst:** Brent Hubbs

SATELLITE RADIO

**Sirius:** Channel 135  
**XM:** Channel 210  
**Internet:** Channel 969

SOCIAL MEDIA

**#PoweredByTheT**  
**Twitter/Instagram:** @Vol\_Football  
**Facebook:** Tennessee Football

BY THE NUMBERS

3

With a 10-yard TD catch vs. No. 1 Alabama, Ty Chandler became the first UT running back to ever have a receiving TD in three straight games.

2

UT has thrown only two interceptions this season - the lowest of any Power 5 team. Only Georgia Southern (0) and North Texas (1) have less among FBS teams.

57

Junior LB Daniel Bituli leads the Vols with 57 total stops this season. He led the Vols with 90 tackles in 2017.

0.14

UT is one pace to set a school record for punt return defense. The Vols have allowed one yard on seven punts for a 0.14 average that ranks third in the nation.

6

No. 12 Kentucky will be the sixth opponent in 10 games the Vols have faced that has been ranked or is currently ranked, joining No. 1 Alabama, No. 5 Georgia, No. 7 West Virginia, No. 19 Florida, and Auburn, who was No. 21 when game was played.

2018 SCHEDULE & RESULTS



WEST VIRGINIA  
 SEPT. 1 / CBS  
 L, 40-14



ETSU  
 SEPT. 8 / SECN  
 W, 59-9



UTEP  
 SEPT. 15 / SECN  
 W, 24-0



FLORIDA  
 SEPT. 22 / ESPN  
 L, 47-21



at GEORGIA  
 SEPT. 29 / CBS  
 L, 38-12



at AUBURN  
 OCT. 13 / SECN  
 W, 30-24



ALABAMA  
 OCT. 20 / CBS  
 L, 58-21



at S. CAROLINA  
 OCT. 27 / SECN  
 L, 27-24



CHARLOTTE  
 NOV. 3 / SECN (A)  
 W, 14-3



KENTUCKY  
 NOV. 10 / SECN  
 3:30 P.M. ET



MISSOURI  
 NOV. 17 / TBD  
 TBA



at VANDERBILT  
 NOV. 24 / TBD  
 TBA

THIS WEEK'S OPPONENT

NOTING THE KENTUCKY WILDCATS



KENTUCKY STAT LEADERS

RUSHING						
	G	Att.	Yds.	Avg.	TD	Yds/G
Benny Snell, Jr.	9	199	1008	5.1	10	112.0
Terry Wilson	9	100	418	4.2	3	46.4
Asim Rose	9	48	264	5.5	4	29.3
PASSING						
	G	Cmp-Att.	Pct.	Yds.	TD/INT	
Terry Wilson	9	123-182	67.6	1214	6/6	
RECEIVING						
	G	No.	Yds.	Avg.	TD	Yds./G
Lynn Bowden, Jr.	9	49	509	10.4	3	56.6
David Bouvier	9	11	170	15.5	2	18.9
C.J. Conrad	9	21	148	7.1	1	16.4
DEFENSE						
	G	Solo	Asst	Total	TFL	Other
Darius West	9	34	26	60	0.0	3 ints.
Josh Allen	9	36	23	59	14.5	10.0 sacks
Mike Edwards	9	41	16	57	6.5	1 int.

2018 SCHEDULE

Date	Opponent	Time/Result
Sept. 1	Central Michigan	W, 35-20
Sept. 8	at Florida*	W, 27-16
Sept. 15	Murray State	W, 48-10
Sept. 22	Mississippi State*	W, 28-7
Sept. 29	South Carolina*	W, 24-10
Oct. 6	at Texas A&M*	L, 14-20
Oct. 20	Vanderbilt*	W, 14-7
Oct. 27	at Missouri*	W, 15-14
Nov. 3	Georgia*	L, 17-34
Nov. 10	at Tennessee*	TBA
Nov. 17	Middle Tennessee	TBA
Nov. 24	at Louisville	TBA

\* - Southeastern Conference game

SERIES HISTORY vs. KENTUCKY

114TH MEETING

TENNESSEE LEADS 79-25-9

at Knoxville: 42-10-6  
 at Lexington: 37-15-3  
 Biggest Win: 52 points (52-0, 1994 in Knoxville)  
 Biggest Loss: 56 points (56-0, 1893 in Knoxville)  
 Longest Winning Streak: 26 games (1985-2010)  
 Longest Losing Streak: 4 games (1909-12)  
 Current Streak: Kentucky 1 game

AS KENTUCKY A&M

1893	Knoxville	L	0-56
1899	Knoxville	W	12-0
1901	Knoxville	W	5-0
1906	Lexington	L	0-21
1907	Knoxville	T	0-0

AS KENTUCKY STATE

1908	Knoxville	W	7-0
1909	Lexington	L	0-17
1910	Knoxville	L	0-10
1911	Lexington	L	0-12
1912	Knoxville	L	6-13
1913	Lexington	W	13-7
1914	Knoxville	W	23-6
1915	Lexington	L	0-6
1916	Knoxville	T	0-0

AS KENTUCKY

1919	Lexington	L	0-13
1920	Knoxville	W	14-7
1921	Lexington	T	0-0
1922	Knoxville	W	14-7
1923	Lexington	W	18-0
1924	Knoxville	L	6-27
1925	Lexington	L	20-23
1926	Knoxville	W	6-0
1927	Lexington	W	20-0
1928	Knoxville	T	0-0
1929	Lexington	T	6-6
1930	Knoxville	W	8-0
1931	Lexington	T	6-6
1932	Knoxville	W	26-0
1933	Lexington	W	27-0
1934	Knoxville	W	19-0
1935	Lexington	L	0-27
1936	Knoxville	W	7-6
1937	Lexington	W	13-0
1938	Knoxville	W	46-0
1939	Lexington	W	19-0
1940	Knoxville	W	33-0
1941	Lexington	W	20-7
1942	Knoxville	W	26-0
1944	Knoxville	W	26-13
1944	Lexington	W	21-7
1945	Lexington	W	14-0
1946	Knoxville	W	7-0
1947	Lexington	W	13-6
1948	Knoxville	T	0-0
1949	Lexington	W	6-0
1950	Knoxville	W	7-0

1951	Lexington	W	28-0
1952	Knoxville	T	14-14
1953	Lexington	L	21-27
1954	Knoxville	L	13-14
1955	Lexington	L	0-23
1956	Knoxville	W	20-7
1957	Lexington	L	6-20
1958	Knoxville	L	2-6
1959	Lexington	L	0-20
1960	Knoxville	T	10-10
1961	Lexington	W	26-16
1962	Knoxville	L	10-12
1963	Lexington	W	19-0
1964	Knoxville	L	7-12
1965	Lexington	W	19-3
1966	Knoxville	W	28-19
1967	Lexington	W	17-7
1968	Knoxville	W	24-7
1969	Lexington	W	31-26
1970	Knoxville	W	45-0
1971	Lexington	W	21-7
1972	Knoxville	W	17-7
1973	Lexington	W	16-14
1974	Knoxville	W	24-7
1975	Lexington	W	17-13
1976	Knoxville	L	0-7
1977	Lexington	L	17-21
1978	Knoxville	W	29-14
1979	Lexington	W	20-17
1980	Knoxville	W	45-14
1981	Lexington	L	10-21
1982	Knoxville	W	28-7
1983	Lexington	W	10-0
1984	Knoxville	L	12-17
1985	Lexington	W	42-0
1986	Knoxville	W	28-9
1987	Lexington	W	24-22
1988	Knoxville	W	28-24
1989	Lexington	W	31-10
1990	Knoxville	W	42-28
1991	Lexington	W	16-7
1992	Knoxville	W	34-13
1993	Lexington	W	48-0
1994	Knoxville	W	52-0
1995	Lexington	W	34-31
1996	Knoxville	W	56-10
1997	Lexington	W	59-31
1998	Knoxville	W	59-21
1999	Lexington	W	56-21
2000	Knoxville	W	59-20
2001	Lexington	W	38-35
2002	Knoxville	W	24-0
2003	Lexington	W	20-7
2004	Knoxville	W	37-31
2005	Lexington	W	27-8
2006	Knoxville	W	17-12
2007	Lexington (4OT)	W	52-50
2008	Knoxville	W	28-10
2009	Lexington (OT)	W	30-24
2010	Knoxville	W	24-14
2011	Lexington	L	7-10
2012	Knoxville	W	37-17
2013	Lexington	W	27-14
2014	Knoxville	W	50-16
2015	Lexington	W	52-21
2016	Knoxville	W	49-36
2017	Lexington	L	26-29

INSIDE THE SERIES

Overtime Games: 2 (Tennessee 52, Kentucky 50 4 OT in 2007; Tennessee 30, Kentucky 24 in 2009)

Largest Margin Overcome To Win: -21 (Tennessee trailed 21-0 in 2nd quarter and won 38-35 in 2001)

RUSHING

Rushing Yards: 186, Charlie Garner, 1993  
 100-Yard Rushing Games: 28, last Josh Dobbs, 147 yards, & Alvin Kamara, 128 yards, in 2016  
 Attempts: 39, Montario Hardesty, 2009  
 Longest Rush: 80, Travis Stephens, 2000 & Stanley Morgan, 1975  
 TD Rushes: 3, five times, last Rajion Neal, 2013

PASSING

Pass Yards: 523, Peyton Manning, 1997  
 300-Yard Pass Games: 7, last Tyler Bray, 354 in 2010  
 Longest Pass: 80, Peyton Manning to Peerless Price, 1996  
 TD Passes: 7, Erik Ainge, 2007  
 Passing Comps: 28, Erik Ainge, 2007  
 Passing Attempts: 45, Erik Ainge, 2007

RECEIVING

Rec. Yards: 225, Johnny Mills, 1966  
 100-Yard Rec. Games: 17, last Josh Malone 103 in 2015  
 Catches: 11 Thomas Woods, 1988 & Gary Kreis, 1969  
 TD Catches: 3, Carl Pickens, 1990; Marcus Nash, 1997; Donte Stallworth, 2001

DEFENSE

Tackles: 24, Andy Spiva, 1976  
 Sacks: 4.5, Corey Miller, 2013  
 Interceptions: 3, J.W. Sherrill, 1949

SPECIAL TEAMS

Kicking Points: 17, Alan Duncan, 1978  
 Field Goals: 5, Alan Duncan, 1978 & Faud Reveiz, 1982  
 Punts: 14, Craig Colquitt, 1976

SERIES NOTE

- The Vols lead the all-time series 79-25-9 and hold a 42-10-6 advantage in games played in Knoxville.
- Tennessee's 79 wins against Kentucky are its most against any school.
- The Vols are 31-2 in the last 33 meetings against Kentucky.
- The game will be the 114th meeting between UT and UK, the most of any UT series.
- Eddie Gran, Kentucky's Head Coach of the Offense/Offensive Coordinator/Running Backs Coach, served as the Special Teams coach and the running backs coach for Tennessee in 2009.
- Kentucky Co-Offensive Coordinator/Quarterbacks coach Darin Hinshaw served as the Vols' quarterbacks coach in 2010-11 and the wide receivers coach in 2012.

STATS COMPARISON

CATEGORY	UT	UK
Record	4-5	7-2
Conference	1-4	5-2
Scoring Offense	24.3	24.7
Total Offense	333.0	356.3
Rushing Offense	127.7	199.6
Passing Offense	205.3	156.8
Scoring Defense	26.7	15.3
Total Defense	368.4	311.8
Rushing Defense	161.1	133.2
Passing Defense	207.3	178.6
KO Ret. Avg.	19.6	20.3
Punt Ret. Avg.	12.3	10.5
Net Punting	39.5	39.1
Time of Possession	31:09	30:50
3rd Down Conversions	41%	42%
Opp. 3rd Down Conv.	38%	42%
Fumbles Recovered	4	7
Passes Intercepted	7	7
Fumbles Lost	8	7
Interceptions Thrown	2	6
Turnover Margin	+1	+1
Turnovers Gained	11	14
Turnovers Lost	10	13
Passing Efficiency	150.2	132.3
Pass Efficiency Defense	136.4	107.8
Penalties	55	61
Yards Penalized	444	560
Opp. Penalties	52	76
Opp. Yards Penalized	373	618
Sacks	16	22
Tackles For Loss	48	50
First Downs	153	179
First Downs Rushing	61	99
First Downs Passing	77	65
Red Zone Offense	85%	78%
Red Zone Defense	94%	75%

KENTUCKY COACHING STAFF

Mark Stoops	Head Coach
Eddie Gran	Asst. HC (Offense)/Running Backs
Darin Hinshaw	Co-OC/Quarterbacks
Matt House	DC/Inside Linebackers
John Schlarman	Offensive Line
Steve Clinkscale	Defensive Backs
Dean Hood	Special Teams/Defensive Backs
Michael Smith	Wide Receivers
Brad White	Outside Linebackers
Derrick LeBlanc	Defensive Line



2017 TENNESSEE-KENTUCKY RECAP

TENNESSEE	6	14	3	3	-	<b>26</b>
KENTUCKY	7	14	0	8	-	<b>29</b>

Oct. 28 | Kroger Field | Knoxville, Tenn. | 7:30 | Attendance: 57,543

Tennessee Edged by Kentucky, 29-26

LEXINGTON, Ky. -- Tennessee came out strong against Kentucky as the Volunteers forced four fumbles in the game and rushed for a season-high 155 yards in the first half on Saturday, but the Wildcats held on for a 29-26 final at Kroger Field.

Tennessee (3-5, 0-5 SEC) now holds a 79-25-9 all-time record against Kentucky (6-2, 3-2 SEC), including a 37-15-3 record in Lexington.

Redshirt freshman quarterback Jarrett Guarantano completed 18 of 23 passes for a career-high 242 yards in a contest that turned into a battle between two young running back corps. Tennessee's duo of freshman Ty Chandler and sophomore Carlin Fils-aime combined for 193 yards and two touchdowns while Kentucky sophomore Benny Snell ran for 180 yards and three touchdowns.

The Vols' defense opened Saturday's game with a forced fumble on the Wildcats' first drive. Redshirt senior defensive lineman Kendal Vickers stripped the ball from UK's Snell on a rush and sophomore defensive back Nigel Warrior recovered it at Kentucky's 15-yard line. The play set up freshman kicker Brent Cimaglia's first field goal of the night that put the Vols up, 3-0.

Kentucky then used a three-minute, 60-yard drive to score the first touchdown of the game before Cimaglia made a 24-yarder to pull UT within one point.

To start the second quarter, the Wildcats capped a five-play sequence with a two-yard rushing touchdown, taking a 14-6 advantage.

With 11:15 left in the second, Tennessee marched 75 yards down the field, gaining 11 yards or more on four plays, before Chandler ran the ball into the end zone to trim UK's lead to 14-13.

After Kentucky extended its lead to 21-13 on a rushing touchdown by Snell, the Vols made it a one-point game with 1:14 left in the half. UT put together a 10-play, 71-yard drive that ended with Chandler's second touchdown of the night.

Redshirt junior defensive back Rashaan Gaulden then forced Tennessee's third fumble which was recovered by senior linebacker Evan Berry in the third. The turnover led to a 30-yard field goal by Cimaglia and gave UT a 23-21 lead.

To start the fourth quarter, Cimaglia hit a 45-yard field goal after Vickers forced his second fumble of the night to put the Vols up, 26-21.

Kentucky rallied back with 4:43 left, scoring the final touchdown of the game with 0:33 seconds on the clock. The Wildcats opted for a two-point conversion, successfully completing a pass from quarterback Stephen Johnson to Snell for the 29-26 final.

Tennessee attempted a final drive as the clock wound down, moving the ball 72 yards down the field to the UK three-yard line. On the final play, Guarantano connected with redshirt senior wide receiver Jeff George for 48 yards.

STAT LEADERS

TENNESSEE

Rushing	Att	Yds	TD	Long	Avg.
Chandler	22	120	2	29	5.5
Fils-aime	13	73	0	21	5.6
Jordan	3	11	0	12	3.7
<b>Totals</b>	<b>55</b>	<b>203</b>	<b>2</b>	<b>29</b>	<b>3.7</b>

Passing	C-A-I	Yds	TD	Long	Sack
Guarantano	18-23-0	242	0	48	7

Receiving	No.	Yds	TD	Long
George	2	59	0	48
Johnson	3	40	0	25
Chandler	2	33	0	23
Wolf	3	33	0	20
Palmer	2	31	0	16
Callaway	2	16	0	11
Smith	1	13	0	13
Fils-Aime	1	12	0	12
Tim Jordan	2	5	0	4
<b>Totals</b>	<b>18</b>	<b>242</b>	<b>0</b>	<b>48</b>

KENTUCKY

Rushing	Att	Yds	TD	Long	Avg.
Snell	27	180	3	48	6.7
Johnson	6	84	1	34	14.0
King	2	17	0	14	8.5
Barker	1	8	0	5	8.0
<b>Totals</b>	<b>36</b>	<b>289</b>	<b>4</b>	<b>48</b>	<b>8.0</b>

Passing	C-A-I	Yds	TD	Long	Sack
Johnson	6-15-0	46	0	19	0













Receiving	No.	Yds	TD	Long
Richardson	3	52	0	36
Bone	2	26	0	19
Johnson	1	2	0	3
King	1	2	0	2
<b>Totals</b>	<b>7</b>	<b>82</b>	<b>0</b>	<b>36</b>

SCORING SUMMARY

Team	Qtr	Time	Scoring Play	Conversion	Plays	TOP	Score
UT	1st	13:26	Cimaglia 30 yd field goal		4-3	1:28	3-0
UK	1st	10:16	Snell 6 yd run	MacGinnis kick	6-60	3:01	3-7
UT	1st	4:34	Cimaglia 24 yd field goal		11-69	5:42	6-7
UK	2nd	14:57	Snell 2 yd run	MacGinnis kick	5-74	2:15	6-14
UT	2nd	8:37	Chandler 1 yd run	Cimaglia kick	7-75	2:38	13-14
UK	2nd	5:58	Snell 1 yd run	MacGinnis kick	7-75	2:39	13-21
UT	2nd	1:25	Chandler 1 yd run	Cimaglia kick	10-71	4:28	20-21
UT	3rd	3:40	Cimaglia 30 yd field goal		9-44	4:32	23-21
UT	4th	13:24	Cimaglia 45 yd field goal		7-22	2:42	26-21
UK	4th	0:33	Johnson 11 yd run	Snell pass	10-72	4:10	26-29



2018 SCHEDULE & RESULTS

Sept. 1		<b>vs. #17/20 WEST VIRGINIA</b> Mountaineers (7-1)	Charlotte, N.C. Bank of America Stadium	CBS	3:30 ET	L, 40-14	Sophomore RB Tim Jordan rushed for a career-high 118 yards and one touchdown
Sept. 8		<b>ETSU</b> Buccaneers (8-2)	Knoxville Neyland Stadium	SEC Network	4 ET	W, 59-3	Five Vols recorded first collegiate TDs (Banks, Kirkland Jr., Murphy, Osborne, Palmer)
Sept. 15		<b>UTEP</b> Miners (1-8)	Knoxville Neyland Stadium	SEC Network	12 ET	W, 24-0	Sophomore RB Ty Chandler paced UT with a career-high 158 yards and one touchdown
Sept. 22		<b>--/RV FLORIDA *</b> Gators (6-3)	Knoxville Neyland Stadium	ESPN	7 ET	L, 47-21	Tennessee converted its first 2-point try since Nov. 22, 2014 (Chryst pass to Jennings)
Sept. 29		<b>at #2/3 GEORGIA *</b> Bulldogs (8-1)	Athens, Ga. Sanford Stadium	CBS	3:30 ET	L, 38-12	Redshirt junior LB Darrell Taylor recorded three sacks and two forced fumbles
Oct. 13		<b>at #21/21 AUBURN *</b> Tigers (6-3)	Auburn, Ala. Jordan-Hare Stadium	SEC Network	12 ET	W, 30-24	Redshirt sophomore QB Jarrett Guarantano completed 21 passes for 328 yards and 2 TD
Oct. 20		<b>#1/1 ALABAMA *</b> Crimson Tide (9-0)	Knoxville Neyland Stadium	CBS	3:30 ET	L, 58-21	Senior defensive end Kyle Phillips returned an interception for his first-career pick six
Oct. 27		<b>at --/RV S. CAROLINA*</b> Gamecocks (5-3)	Columbia, S.C. Williams-Brice Stadium	SEC Network	7:30 ET	L, 27-24	Senior defensive lineman Shy Tuttle notched his first-career interception & blocked a PAT
Nov. 3		<b>CHARLOTTE (HC)</b> 49ers (4-5)	Knoxville Neyland Stadium	SEC Network (Alt.)	4 ET	W, 14-3	Junior WR Marquez Callaway returned a punt 82 yards for a touchdown
Nov. 10		<b>#12/12 KENTUCKY *</b> Wildcats (7-2)	Knoxville Neyland Stadium	SEC Network	3:30 ET	79-25-9	Tennessee has not lost to Kentucky at home since 1984 (16-0 in that span)
Nov. 17		<b>--/RV MISSOURI *</b> Tigers (5-4)	Knoxville Neyland Stadium	TBD	TBD	2-4	UT looks to make it two straight wins over the Tigers in Knoxville
Nov. 24		<b>at VANDERBILT *</b> Commodores (4-5)	Nashville, Tenn. Vanderbilt Stadium	TBD	TBD	75-35-5	Vols are 4-2 in their last six road games against the Commodores

\*\*Rankings indicative of when game was played (AP, Coaches, CFP)

VOLS IN THE 2018 STATS RANKINGS

TEAM (FBS & SEC)

Category	FBS	SEC	Value
Rushing Offense	110	14	127.7
Passing Offense	91	9	205.3
Passing Efficiency	28	4	150.15
Total Offense	119	14	333.0
Scoring Offense	101	14	24.3
Rushing Defense	66	10	161.1
Passing Yards Allowed	41	6	207.3
Pass Efficiency Defense	79	9	136.39
Total Defense	46	9	368.4
Scoring Defense	63	10	26.7
Net Punting	34	6	39.47
Punt Return Average	33	6	12.25
Kickoff Return Average	82	12	19.57
Turnover Margin	61	9	0.11
Sacks	88	11	1.78
Sacks Allowed	55	8	2.00
Tackles for Loss	85	11	5.3

INDIVIDUAL (TOP 50 FBS)

Category	Name	Rk	Value
Completion Pct	Jarrett Guarantano	23	0.656
Interceptions/Game	Bryce Thompson	23	0.3
Passing Efficiency	Jarrett Guarantano	35	146.5
Punt Return TDs	Marquill Osborne	3	1.0
	Marquez Callaway	3	1.0
Punt Returns	Marquez Callaway	15	11.0
Total Interceptions	Bryce Thompson	16	3.0
Yards/Pass Attempt	Jarrett Guarantano	35	8.06
Yards/Reception	Josh Palmer	2	23.00

INDIVIDUAL (TOP 10 SEC)

Category	Name	Rk	Value
Completion Pct	Jarrett Guarantano	4	0.656
Field Goal Pct	Brent Cimaglia	7	0.727
Field Goal/Game	Brent Cimaglia	10	1.00
Interceptions/Game	Bryce Thompson	3	0.3
Passing Efficiency	Jarrett Guarantano	4	146.5
Punt Return TDs	Marquill Osborne	1	1.0
Punt Returns	Marquez Callaway	3	11.0
Punting	Joe Doyle	8	41.9
Total Interceptions	Bryce Thompson	2	3.0
Yards/Pass Attempt	Jarrett Guarantano	4	8.06
Yards/Reception	Josh Palmer	1	23.00

## 2018 AWARDS/HONORS

**PAUL BAIN • DL • R-SR**  
- Burlsworth Trophy Nominee



**DANIEL BITULI • LB • JR**  
- PFF College SEC Defensive Team of the Week (9/19)  
- PFF College SEC Defensive Team of the Week (10/15)  
- PFF College SEC Defensive Team of the Week (10/30)

**TY CHANDLER • RB • SO**  
- PFF College SEC Offensive Team of the Week (9/19)

**KELLER CHRYST • QB • R-SR**  
- Johnny Unitas Golden Arm Watch List



**JARRETT GUARANTANO • QB • R-SO**  
- PFF College SEC Offensive Team of the Week (9/14)  
- Davey O'Brien Great 8 (10/14)  
- PFF College Nat'l & SEC Team of the Week (10/15)  
- SEC Co-Offensive Player of the Week (10/15)  
- CFPA Honorable Mention Nat'l Performer of the Week (10/15)  
- Manning Star of the Week (10/15)  
- TSWA Player of the Week (10/16)  
- Maxwell Award Nat'l Player of the Week (10/16)

**JAUAN JENNINGS • WR • R-JR**  
- PFF College SEC Offensive Team of the Week (10/15)  
- PFF College SEC Offensive Team of the Week (10/23)

**BRANDON JOHNSON • WR • R-JR**  
- PFF College SEC Offensive Team of the Week (9/19)

**TIM JORDAN • RB • SO**  
- PFF College SEC Offensive Team of the Week (9/4)

**KYLE PHILLIPS • DL • SR**  
- Wuerffel Trophy Watch List  
- SEC Defensive Lineman of the Week (10/15)

**TREY SMITH • OL • SO**  
- Athlon Preseason Third-Team All-American  
- Preseason All-SEC First Team (Coaches)  
- Preseason All-SEC First Team (Media)  
- Athlon Preseason All-SEC First Team  
- Outland Trophy Watch List



**BRYCE THOMPSON • DB • FR**  
- SEC Freshman of the Week (9/10)  
- PFF College SEC Defensive Team of the Week (9/11)  
- PFF College SEC Defensive Team of the Week (9/19)  
- PFF College SEC Defensive Team of the Week (10/15)  
- PFF College SEC Midseason Second Team

**NIGEL WARRIOR • DB • JR**  
- Bednarik Award Watch List

## NOTING THE VOLTS

### VOLTS TAKE ON RANKED KENTUCKY TEAM

- Kentucky enters this Saturday's contest ranked No. 12 in both the AP Poll and Coaches' Poll.
- Saturday's game marks the first time that Tennessee will face a ranked Kentucky team since 1977. The No. 7 Wildcats defeated the unranked Vols that season, 21-17.
- Tennessee is 3-2 all-time against ranked Kentucky squads (1949, 1950, 1951, 1953, 1977).

### UT-UK SERIES TRENDS

- Tennessee is looking to claim its 17th straight win over Kentucky in Knoxville. The Wildcats haven't won in Neyland Stadium since 1984.
- The Vols have won 31 of the past 33 overall meetings with Kentucky.
- Tennessee has played Kentucky more than any other opponent. The 2018 matchup between the Vols and Wildcats will be the 114th between the two programs. The first meeting came in 1893.
- Tennessee's 79 wins against Kentucky are its most against any school.

### VOLTS ON PACE TO SET SCHOOL RECORD IN PUNT RETURN DEFENSE

- Through nine games, Tennessee is on pace to set a new school record in punt return defense. The Vols have allowed a total of one punt return yard on seven punts returned this season, good for an average of 0.14 yards.
- The current record is an average of 3.67 yards, set in 2004.
- Vols punter **Joe Doyle** has been a large part of the team's punt return coverage success. Of Doyle's 45 punts this season, 17 have resulted in fair catches and 19 have been pinned inside the 20-yard line (which ranks second in the SEC).

### THOMPSON SNAGS THIRD INT

- Defensive back **Bryce Thompson's** fourth quarter interception against Charlotte was the true freshman's third interception of the season. Thompson also picked off a pass in Tennessee's wins over ETSU and Auburn.
- Thompson's three picks are the most by a freshman in the SEC.
- Thompson's three interceptions are the most by a Tennessee true freshman since **Eric Berry** had five in 2007.
- Thompson is one of five Vols with an interception this season. The Irmo, S.C. native has 26 tackles this year and also has four TFLs and a team-leading three pass breakups.

### PHILLIPS SHINES AGAINST CHARLOTTE

- Tennessee senior defensive end **Kyle Phillips** led the Vols' defense with a career-best-tying two tackles for loss, including one sack, and a career-high two pass breakups.
- For the season, Phillips has now set new career highs in tackles (37), sacks (3.0) and TFLs (5.0), surpassing his previous bests from the 2017 season of 35 tackles, two sacks and 4.5 TFLs.
- Phillips has recorded a sack in two straight games and has posted TFLs in three of the last four.
- The Nashville native also made his first-career interception two weeks ago vs. Alabama and returned it 27 yards for a touchdown.

### NO TOUCHDOWNS FOR YOU

- Tennessee has held three opponents this season without a touchdown, marking the first time since 2008 that the Vols have accomplished that feat.
- This season, the Vols defense has held ETSU, UTEP and Charlotte to three points or less, the first time that a UT defense has done that since 2002.

### VOLTS IMPROVE ON INT TOTALS

- Through the first nine games of the 2018 season, Tennessee has tallied seven interceptions, eclipsing 2017's season total of five.
- Tennessee's seven interceptions this season have come from five different players. True freshman **Bryce Thompson** is the team's lone defender with more than one interception to his credit for the season (three).
- Thompson is the first Tennessee player with three INTs in a season since **Todd Kelly Jr.** had three in 2015.

### HOUSE CALL FOR CALLAWAY

- **Marquez Callaway's** 82-yard punt return touchdown in the first quarter of the team's win over Charlotte (11/3) was Tennessee's first true punt return score since Nov. 5, 2016, when Callaway registered a 62-yard touchdown return against Tennessee Tech.
- Callaway's 82-yard return is tied for the 12th longest punt return in Tennessee history, and the longest since **Cameron Sutton** had an 85-yard touchdown return on Nov. 28, 2015, against Vanderbilt.
- Callaway's score made the Charlotte game the fourth game this season (also ETSU, Auburn, Alabama) that Tennessee has had a non-offensive touchdown.

### VOLTS START TRUE FRESHMAN CORNERBACK DUO

- **Bryce Thompson** and **Alontae Taylor** are the only true freshman cornerback duo in the SEC to start a game together this season.
- Thompson (seven starts) and Taylor (six starts) have started four games together during the 2018 season.
- Thompson and Taylor are joined by Patrick Surtain II (Alabama; six starts), Christian Tuitt (Auburn; one start), Trey Dean (Florida; five starts), Tyson Campbell (Georgia; nine starts) and Jaycee Horn (South Carolina; seven starts) as the only true freshman cornerbacks to record a start this season in the SEC.

### PRUITT FOLLOWED STOOPS AT FSU

- Prior to taking the head coaching job at Kentucky, Mark Stoops served as the defensive coordinator and defensive backs coach at Florida State from 2010-12.
- When Stoops left FSU for Kentucky after the 2012 season, Jeremy Pruitt was tabbed as the new defensive coordinator in Tallahassee. In Pruitt's first season, the Seminoles won the national championship.

### TUTTLE TALLIES FIRST INT & BLOCKS KICK AGAINST GAMECOCKS

- Senior defensive tackle **Shy Tuttle** tallied his first-career interception in the first quarter against South Carolina, pulling in a Jake Bentley pass that was tipped by junior linebacker **Daniel Bituli**.
- It was the sixth interception of the season for the Vols and second straight week a defensive lineman had an interception after fellow senior **Kyle Phillips** had a pick-six versus Alabama.
- Tuttle continued to make his presence known in the first quarter by blocking an extra point. It was the first blocked extra point for UT since Nov. 11, 2017 at Missouri when **Nigel Warrior** blocked a PAT.

### YOUNGSTERS ON OFFENSE

- Tennessee has one of the youngest offenses in the entire country.
- The Vols are the only team in the FBS to not have a single senior start at any position on offense this season.
- UT and Auburn are the only two teams in the SEC that have not had a senior start a game on the offensive line this season.



## BY THE NUMBERS

### TENNESSEE'S 2018 SIGNING CLASS

**22** The Vols added 22 new players to the roster with their 2018 signing class.

**10** 10 of Tennessee's signees were classified as 4-star recruits by one of the three major recruiting services.

**8** UT's 2018 signing class features student-athletes that hail from seven different states: Tennessee (8), Georgia (4), California (3), Louisiana (2), South Carolina (2), Florida (1), Nevada (1), Pennsylvania (1).



2018 Tennessee 4-star signee **Bryce Thompson** leads the Vols with three interceptions this season and was named to the PFF College SEC Defensive Team of the Week three times this season.

## WEEK 10: TOP PERFORMER

### WR JOSH PALMER

Sophomore wide receiver **Josh Palmer** had a game-high 71 receiving yards on four catches including one touchdown in the Vols' 14-3 victory over Charlotte last Saturday.



## NOTING THE VOLTS

### VERSATILE CHANDLER MAKES HISTORY

- With his 10-yard touchdown reception in the second quarter vs. Alabama, **Ty Chandler** became the first Tennessee running back to ever have a touchdown reception in three consecutive games.
- Chandler had a 35-yard catch and run for a score at No. 2 Georgia on Sept. 29 and a 42-yard touchdown reception at No. 21 Auburn on Oct. 13.
- On the season, Chandler has 19 catches for 183 yards and three touchdowns. Only Virginia's Olamide Zaccheaus has more receiving TDs (6) among FBS running backs this season.

### CALLAWAY SETS NEW CAREER-HIGH

- Junior wide receiver **Marquez Callaway** recorded a new career high with nine receptions against South Carolina for 86 yards on Oct. 27.
- That total broke Callaway's previous career best of six catches, which he achieved versus West Virginia in the season opener on Sept. 1 in Charlotte.
- Callaway had an 82-yard punt return for a touchdown against Charlotte on Nov. 3, which was a career-long.
- Callaway leads the team in catches (30) and is second on the team in receiving yards (402) through nine games.
- He also had five receptions for 78 yards, including a career-long 51-yard reception, against ETSU (9/8).
- The Warner Robins, Ga., native led the Vols in receiving yards (406) and receiving touchdowns (five) in 2017, while ranking third in receptions with 24.

### QB1: GUARANTANO CONTINUES TO IMPROVE & LEAD VOLTS' OFFENSE

- Tennessee QB **Jarrett Guarantano** has continued to show improvement with each passing start for the Vols.
- The redshirt sophomore currently ranks fourth among SEC starting QBs in passing efficiency (146.5) and also ranks fourth in the league in completion percentage (65.6%).
- Guarantano finished 27-of-39 for 207 yards and tied a career-high with two touchdown passes at South Carolina (10/27).
- Guarantano has been especially effective when it comes to protecting the football. He has not thrown an interception in 15 of his 18 games played and has thrown just four total INTs during his career (15 starts). UT has not committed a turnover in eight of Guarantano's 15 career starts.

### CIMAGLIA FOR THREE

- Sophomore kicker **Brent Cimaglia** drilled a 45-yard field goal to put the Vols ahead 24-16 late in the third quarter against South Carolina. The kick tied Cimaglia's season-long kick (45 at Auburn) and tied for the second longest of his career (career-best 51 at Florida in 2017).
- Through nine games Cimaglia is 8-for-11 on field goals, including 4-for-6 on kicks of 40+ yards this season. Cimaglia is also 25-for-25 on extra points for the year.

### VOLTS' OFFENSE SHOWING BIG-PLAY ABILITY

- Through nine games this season, Tennessee has had 38 offensive plays go for 20-plus yards. UT has just 38 20-plus yard offensive plays all of last season.
- Last season, the Vols converted just four plays of at least 50 yards. This season, UT already has six plays of such yardage.
- UT had a 51-yard pass from **Jarrett Guarantano** to TE **Austin Pope** in the second quarter vs. Florida.
- The Big Orange had two plays with more than 50 yards against UTEP -- highlighted by an 81-yard rushing touchdown by **Ty Chandler** in the third

quarter. The rush marked the longest since 2006, when **LaMarcus Coker** had an 87-yard rushing touchdown against Vanderbilt.

- Against ETSU, UT connected on three passes of at least 50 yards, covering distances of 50 yards and a pair that went for 51 each.
- **Josh Palmer** has reeled in two catches this season that have gone for more than 50 yards, including a career-long 53-yard reception against UTEP.

### RECEIVING CORPS STEPPING UP

- Tennessee's group of wide receivers is starting to emerge as one of the deeper units on the team.
- Fifteen different players have caught a pass, while **Marquez Callaway**, **Josh Palmer** and **Dominick Wood-Anderson** all caught multiple passes for the Vols against Charlotte last Saturday.
- Palmer finished with a game-high 71-yards on four receptions against the 49ers.
- Tennessee has six players with 100 receiving yards or more this season.
- Palmer leads the team with 414 yards and is averaging an incredible 23.0 yards per catch.
- Callaway leads the team in receptions with 30 and ranks second in average yards per game with 44.7.
- **Ty Chandler** and **Jauan Jennings** currently lead the team with three touchdown catches.

### JENNINGS RESURGENCE CONTINUES

- Wide receiver **Jauan Jennings** continued his resurgent year with his third touchdown catch of the season at South Carolina (10/27).
- Jennings has caught 26 passes for 335 yards and three touchdowns for the Vols, with 10 of those receptions resulting in first downs or touchdowns.
- The redshirt junior wideout had a career-high-tying six catches for 102 yards against top-ranked Alabama on Oct. 20.
- The Murfreesboro, Tenn., native was the first receiver to go for more than 100 yards against the Crimson Tide defense since Auburn's Ryan Davis had 139 yards on Nov. 25, 2017.
- Jennings' 102 receiving yards also marked a season-high for the redshirt junior and gave Tennessee its first 100-yard receiving game of the season.
- Jennings was named to the PFF College SEC Offensive Team of the Week for the second consecutive week after his performance against the Crimson Tide.

### UT DEFENSIVE TOUCHDOWNS

- At the 5:17 mark in the third quarter, senior defensive end **Kyle Phillips** picked off a pass from Alabama quarterback Jalen Hurts and returned it 27 yards for a touchdown, marking the second-consecutive game the Volunteer defense has scored a touchdown.
- Three weeks ago, Alontae Taylor recovered a fumble in the end zone at Auburn for a score. Phillips was responsible for forcing that fumble.
- This marks the first time since 2007 that Tennessee has scored a defensive touchdown in back-to-back games. That year, **Antonio Reynolds** returned an interception 70 yards for a touchdown against Louisiana-Lafayette on Nov. 3, and **Jerod Mayo** had a 34-yard interception return for a score against Arkansas on Nov. 10.
- UT now has three defensive touchdowns on the season. The other one came on a 33-yard interception return by Darrin Kirkland Jr. against ETSU on Sept. 8.
- Phillips' interception return for a touchdown also marked the first time that a team returned an interception for a score against Alabama since Oct. 21, 2017 -- when Vols linebacker **Daniel Bituli** recorded a 97-yard pick six.

ON THIS DAY...

NOV  
10

**THE RECORD:** 10-5  
**THE STREAK:** L1  
**LAST TIME:**  
L, 51-48 (4OT) vs. Missouri  
Knoxville, Tenn.  
Nov. 10, 2012

LAST FIVE GAMES ON NOV. 10

2012	L, 48-51 (4OT)	Missouri
2007	W, 34-13	Arkansas
2001	W, 49-28	Memphis
1990	L, 29-34	Notre Dame
1984	W, 41-9	Memphis State

**DID YOU KNOW:** Kentucky has not won in Neyland Stadium since 1984. Tennessee is looking to claim their 17th straight win over the Wildcats in Knoxville. The Vols have won 31 of the last 33 meetings in the series overall. This will be the 114th meeting since 1893.



Tennessee's All-Time Record on SEC Network: 21-6

Last Five Times on SEC Network:

- Nov. 3, 2018 - vs. Charlotte (W, 14-3)
- Oct. 27, 2018 - at South Carolina (L, 27-24)
- Oct. 13, 2018 - at Auburn (W, 30-24)
- Sept. 15, 2018 - vs. UTEP (W, 24-0)
- Sept. 8, 2018 - vs. ETSU (W, 59-3)

JG STEPPING UP

- Tennessee redshirt sophomore QB **Jarrett Guarantano** is having a career year so far this season.
- The New Jersey native has already set career highs in passing yards (1,571) and passing touchdowns (nine) and ranks fourth in the SEC with a 65.6 percent completion percentage.
- The Vols' signal caller is one of the best in the SEC at protecting the football, having thrown just four interceptions in 18 career games.



NOTING THE VOLS

FULMER PART OF SEC LEGENDS CLASS

- Tennessee Director of Athletics **Phillip Fulmer** was announced as part of the 2018 AT&T SEC Football Legends class.
- The class, an assemblage of former football standouts, will be honored at events surrounding the SEC Football Championship Game in Atlanta in December.
- Fulmer served as head coach of the Tennessee Volunteers from 1992 to 2008, compiling a 152-52 record while leading the Vols to the 1998 BCS National Championship.
- Tennessee's 20th head coach, Fulmer is the second winningest football coach in Tennessee history and the third UT coach to capture a national title.
- Fulmer's 1997 and 1998 teams won consecutive SEC Championships, and Tennessee racked up a four-year record of 45-5 from 1995-98.
- The 2018 Football Legends Class includes 14 former stars who excelled on the gridiron and helped write the rich history of the sport at their respective institutions. This year's class includes All-Americans, All-SEC selections and Academic All-Americans. The group represents teams that won National and SEC Championships and are represented in state, school and college football halls of fame.

TRUE FRESHMEN CONTRIBUTIONS

- Through nine games, four true freshmen have started for Tennessee -- three of them in the defensive backfield.
- Bryce Thompson** (cornerback) and **Alontae Taylor** (cornerback) both started in the secondary for the Vols in their first true SEC road games against then No. 2 Georgia on Sept. 29.
- Trevon Flowers** (safety) and Taylor (cornerback) both started in the season-opener against No. 17 West Virginia, while **Jerome Carvin** (right guard) and Thompson (cornerback) got the start against ETSU.
- 12 true freshmen have played through nine games for the Vols: **Jeremy Banks, Paxton Brooks, Jerome Carvin, Kurott Garland, Greg Emerson, Trevon Flowers, Kingston Harris, John Mincey, J.J. Peterson, Alontae Taylor, Cedric Tillman** and **Bryce Thompson**.

VOLS DEFENSE STEPS UP IN SECOND QUARTER AGAINST ALABAMA

- The Volunteer defense stepped up in the second quarter, forcing the Crimson Tide offense into back-to-back three-and-outs and a punt to begin the period.
- The back-to-back three-and-outs were the first the Tide had suffered with quarterback Tua Tagovailoa running the offense this season. It was also just the third time this season the Tide had been forced to a three-and-out on back-to-back drives.
- UT forced Alabama to punt twice on Saturday. The Crimson Tide had punted just one time over the course of its previous three games (vs. Missouri).

FRESHMEN STEPPING UP ON DEFENSE

- Tennessee's freshmen on the defensive side of the ball have made their presence known to everyone.
- Defensive backs **Alontae Taylor, Bryce Thompson** and **Trevon Flowers** have combined for 62 total tackles, six pass breakups, three forced fumbles, three interceptions and a touchdown through nine games this season.
- Taylor leads all freshmen on defense with 27 tackles and two forced fumbles.

GUARANTANO SHINES AT AUBURN

- Jarrett Guarantano** had the best game of his Tennessee career on Oct. 13 leading the Vols to a 30-24 upset victory over No. 21 Auburn on the Plains.

- The Lodi, N.J., native set career highs in passing yards (328), passing touchdowns (two), completions (21) and attempts (32).
- Guarantano was also incredibly efficient on third down, completing 11-of-14 passes, including going 8-of-8 on third-and-8 or longer.
- Thanks to his clutch performance on the Plains, Guarantano has racked up numerous honors that week, being named the Maxwell Award National Player of the Week, SEC Co-Offensive Player of the Week and earning a spot on the PFF College National Team of the Week, among others. **(See sidebar on Page 6)**

JOE DOYLE RULES

- Redshirt freshman punter **Joe Doyle** has had an impressive debut season through eight games. Doyle is a product of Knoxville's Farragut High School.
- So far this season, Doyle has placed 17 punts inside the 20-yard line (second in the SEC) while also registering 10 punts of 50 yards or more.
- Against South Carolina, Doyle had two punts for 102 yards for a 51.0 average, including a 54-yard boot. He placed both punts inside the 20.
- Doyle had six punts for 228 yards against No. 1 Alabama to average 38.0 yards per punt.
- In UT's win at No. 21 Auburn, Doyle placed three of his four punts inside the 20, including a 64-yarder that was downed at the Tigers' 2-yard line in the second quarter.
- Against Georgia, Doyle booted a career-long 71-yarder to end Tennessee's second drive of the first quarter. The punt is the longest by a Volunteer since **Trevor Daniel** produced a 72-yard punt against South Carolina on Oct. 14, 2017.
- Doyle finished the game against Georgia with a 47.1 yard punting average, marking a career-best. His previous career-high of 45.7 was set vs. ETSU in the 2018 home opener at Neyland.
- Doyle's 71-yard punt against the Bulldogs ranks as the 10th-longest in the country and second-longest in the SEC this season.

KIRKLAND RETURNING TO FORM

- After missing the entire 2017 season due to injury, linebacker **Darrin Kirkland Jr.** ranks third on the team in tackles through nine games of the 2018 season.
- Kirkland Jr. has registered 38 stops along with one sack, one pass breakup and one interception so far this season, showing the talent that earned him Freshman All-SEC honors in 2015.
- The redshirt junior from Indianapolis had a career-high 10 stops against No. 17 West Virginia in the season opener, recorded his first-career touchdown with a pick six against ETSU, and then had his fifth-career sack against UTEP in Week 3.

TAYLOR HAS BREAKOUT GAME VS. UGA

- Redshirt junior linebacker **Darrell Taylor** put together one of his best performances as a Vol during Tennessee's game at No. 2 Georgia on Sept. 29.
- Taylor racked up three sacks over the course of the game -- the most by a Tennessee defender in a single game since former Vol and current Philadelphia Eagles defensive end **Derek Barnett** also had three at South Carolina on Oct. 29, 2016.
- The Virginia native also forced two fumbles in the loss to the Bulldogs and now has amassed four forced fumbles over his career.
- For the season, Taylor has registered 17 tackles and a team-leading three sacks and two forced fumbles.



## VOLS WITH NFL DADS

- Six players on Tennessee's current roster have fathers who have either played or coached in the National Football League:
- **LB Dillon Bates:** Father, Bill Bates, played in the NFL for the Dallas Cowboys for 15 seasons from 1983-97, winning three Super Bowl titles.
- **DL Kivon Bennett:** Father, Cornelius Bennett, was the No. 2 overall pick in the 1987 NFL Draft by the Indianapolis Colts. He was a 3-time All-Pro, 2-time AFC Defensive Player of the Year (1988 & 1991) and played in five Super Bowls over his 14-year career.
- **DB Baylen Buchanan:** Father, Ray Buchanan, played in the NFL from 1993-2004 with the Indianapolis Colts, Atlanta Falcons and Oakland Raiders. He was a 2-time All-Pro (1994 & 1998).
- **QB Keller Chryst:** Father, George Chryst, is currently the tight ends coach for the Denver Broncos and had also had coaching stops in Chicago, Arizona, San Diego, Carolina and San Francisco.
- **DB Todd Kelly Jr.:** Father, Todd Kelly Sr., played a combined four seasons with the San Francisco 49ers, Cincinnati Bengals and Atlanta Falcons.
- **DB Nigel Warrior:** Father, Dale Carter, was a first round draft pick by the Kansas City Chiefs in 1992 before going on to win the NFL Defensive Rookie of the Year Award. Carter was a 4-time Pro Bowler (1994-97) and 2-time All-Pro (1995 & 1996).

## BREAKOUT YEAR FOR PHILLIPS

- Senior **DE Kyle Phillips** has been a defensive force for the Vols this year, already setting career highs in tackles (37), TFLs (5.0) and sacks (3.0).
- No. 5 had a career-best 2.0 TFLs and also had a sack in UT's win over Charlotte (11/3).
- Phillips had six tackles, half a sack and 1.5 tackles for loss at South Carolina (10/27).
- He made his first-career interception and broke numerous tackles to return it 27 yards for a touchdown vs. No. 1 Alabama (10/20).
- The Nashville native set a new career high and led the Vols with nine tackles during UT's win at No. 21 Auburn (10/13).
- Phillips also had half a sack and forced his first-career fumble, which was recovered in the end zone for a touchdown by **DB Alontae Taylor** in the third quarter against the Tigers.
- Phillips currently is tied for the team lead with three sacks and is tied for fourth on the team in tackles (37).



## NOTING THE VOLS

### JOHNSON SHINES ON AND OFF THE FIELD

- Redshirt sophomore offensive lineman **Ryan Johnson** has started at center since the ETSU game after starting the season opener at right guard.
- Johnson moved to center after **Brandon Kennedy** was lost for the season with a knee injury at practice last week. Johnson helped paved the way for 512 yards of total offense for the Vols against UTEP.
- He has started 12 straight games dating back to last year, logging starts at left guard, right guard and center along the way.
- The Brentwood, Tenn., native is perhaps most impressive off the field, where he is set to graduate with a degree in civil engineering this December in two-and-half years. Johnson was also named to the 2017 SEC Academic Honor Roll.

### A sampling of the classes Johnson is taking this semester:

- Water Resources Engineering Lab
- Structural Behavior Measurement
- Structural Engineering II
- Senior Design II
- Review of Engineering Fundamentals

### CHANDLER HAS CAREER-BEST DAY

- Sophomore running back **Ty Chandler** rushed for over 100 yards for the second time in his career during Tennessee's 24-0 win over UTEP, tallying a career-high 158 rushing yards. He previously rushed for 120 yards at Kentucky on Oct. 28, 2017.
- Chandler's 158 rushing yards are the most by a Tennessee player in a single game since quarterback **Joshua Dobbs** had 190 yards against Missouri on Nov. 19, 2016.
- Chandler's showing also marks the most yards by a UT running back in a single game since **Rajion Neal** had 169 against South Alabama on Sept. 28, 2013.
- In the third quarter alone, Chandler rushed for 100 yards, tying for 11th all-time in Tennessee history for most rushing yards in a quarter. It's the most since Dobbs rushed for 110 yards in the fourth quarter vs. Missouri on Nov. 19, 2016.
- Chandler opened Tennessee's first drive of the third quarter with a career-long 81-yard rushing touchdown. It's the longest rush for the Vols since Nov. 18, 2006 when **LaMarcus Coker** recorded an 87-yard touchdown run at Vanderbilt.
- That same season, Coker rushed for an 89-yard score vs. Marshall in Neyland Stadium (Sept. 23, 2006). Chandler's run is the longest at Neyland since then.

### VOLS IMPROVING DESPITE INJURIES

- Tennessee has been able to persevere through a number of injuries this season.
- **DB Trevon Flowers**, who has been a key contributor as a freshman in the UT secondary, has missed the last four games after sustaining a collarbone injury during the team's bye week.
- Senior **DB Micah Abernathy** has missed the past four games as well.
- Redshirt junior OL **Brandon Kennedy** and senior OLB **Jonathan Kongbo** have been ruled out for the remainder of the season with knee injuries.
- Sophomore OL **Trey Smith** will be out indefinitely as well after physicians discovered blood clots in his lungs on Wednesday before the Vols' game at South Carolina.

### OFFENSIVE MILESTONES

- Tennessee totaled a season-high 512 yards of total offense in Week 3 against UTEP. It was the most in a game for UT since tallying 521 yards of total offense against Nebraska in the Franklin American Mortgage Music City Bowl on Dec. 30, 2016.

- RB **Ty Chandler** had a 10-yard touchdown catch from **Keller Chryst** vs. Alabama to become the first Vol running back with a touchdown catch in three straight games.
- Redshirt sophomore quarterback **Jarrett Guarantano** set career highs in passing yards (328), passing touchdowns (two), completions (21) and attempts (32) in UT's 30-24 win at No. 21 Auburn (10/13).
- Guarantano connected with sophomore wide receiver **Josh Palmer** on a season-long 53-yard pass in the second quarter against UTEP. It marked a career-long reception for Palmer. His previous career-long of 51 was record in the 2018 home opener against ETSU on Sept. 8.
- Sophomore running back **Ty Chandler** rushed for a career-best 158 yards in UT's win over UTEP. His 81-yard touchdown run on the Vols' first play of the second half was the longest since Nov. 18, 2006 when **LaMarcus Coker** went 87 yards to the house at Vanderbilt. He also set a new career best with five catches for 62 yards in the Vols' win at Auburn (10/13).

### SUSTAINABILITY

- The Vols have had 10 scoring drives of 10 plays or more so far this season.
- The Big Orange have had at least one scoring drive of 10-plus plays in seven of their nine games this year.
- Redshirt sophomore **Jarrett Guarantano's** touchdown pass to junior tight end **Dominick Wood-Anderson** on 4th-and-goal from the 1-yard line in the season opener against West Virginia capped a 17-play drive that lasted 8:47. It brought the Vols within three, 10-7, with just over six minutes left in the first half.
- That 17-play touchdown drive was the Vols' longest touchdown drive since a 17-play drive on Nov. 2, 2002 versus South Carolina. **Casey Clausen** capped the 17-play, 90-yard drive with a five-yard run for Tennessee on its way to an 18-10 win over the Gamecocks.
- On its second drive of the game vs. UTEP on Sept. 15, Tennessee drove the ball 60 yards in 15 plays over nearly eight minutes (7:41) of play to get the Vols into scoring position for their first points of the game as sophomore placekicker **Brent Cimaglia** put one through the uprights from 38-yards out. It marked the second time this season the Volunteers capped off a drive of at least 15 plays with a score.
- In their first possession of the second quarter the Vols marched 71 yards in 15 plays, taking almost eight minutes (7:53) of play to take a then 14-3 lead over South Carolina on the road when Guarantano connected with **Jauan Jennings** for his second touchdown pass of the night.

### PRUITT BRINGS IN HERALDED STAFF

- Tennessee's 11 on-the-field coaches have combined...
- To win 13 national championships as a member of a staff.
- To win more than 20 conference championships.
- To develop more than 130 NFL draft picks -- including more than 30 first-round selections.
- In the first round of the 2018 draft, eight of the 32 selections were directly coached by a member of Tennessee's staff.
- Overall, members of Tennessee's staff coached 21 NFL Draft picks in 2018.



## DEGREES IN HAND

• Entering the 2018 season, nine players on Tennessee's roster had already earned degrees:

**Dillon Bates (Sr. | LB)**

- Recreation & Sport Management

**Keller Chryst (R-Sr. | QB)**

- Science, Technology & Society

**Malik Elion (R-Sr. | WR)**

- Kinesiology

**Todd Kelly Jr. (R-Sr. | DB)**

- Biological Sciences

**Brandon Kennedy (R-Jr. | OL)**

- Human Development and Family Studies

**Darrin Kirkland Jr. (R-Jr. | LB)**

- Recreation & Sport Management

**Riley Lovingood (R-Jr. | LS)**

- Recreation & Sport Management

**Madre London (R-Sr. | RB)**

- Sociology

**Kyle Phillips (Sr. | DL)**

- Recreation & Sport Management

## VOLS UPSET #21 AUBURN

• Tennessee earned its first marquee win of the Jeremy Pruitt era with a 30-24 victory over No. 21 Auburn at Jordan-Hare Stadium on Oct. 13.

• **SNAPPED:** The win snapped an 11-game SEC losing streak for the Vols. It was the first win over Auburn since 1999 and the first victory on the Plains since 1998. It also was UT's first victory over a ranked opponent since Oct. 1, 2016 at No. 25 Georgia and the first upset victory on the road since a 51-33 win over No. 10 Georgia on Oct. 7, 2006.

• **RECOGNITION:** UT had five players earn weekly honors following its win over the Tigers:

- **QB Jarrett Guarantano:** Maxwell Award National Player of the Week, SEC Co-Offensive Player of the Week, PFF College National Team of the Week

- **DL Kyle Phillips:** SEC Defensive Lineman of the Week

- **WR Jauan Jennings:** PFF College SEC Offensive Team of the Week

- **LB Daniel Bituli:** PFF College SEC Defensive Team of the Week

- **DB Bryce Thompson:** PFF College SEC Defensive Team of the Week



## NOTING THE VOLS

### ACADEMIC HIGHLIGHTS

- Nine players on Tennessee's roster will take the field this fall already possessing degrees: **Dillon Bates, Keller Chryst, Todd Kelly Jr., Brandon Kennedy, Darrin Kirkland Jr., Riley Lovingood, Madre London, Kyle Phillips** and walk-on **Malik Elion**.
- 60 players on Tennessee's roster were named Vol Scholars this past spring (3.0 GPA or higher).
- Over 40 degree programs are represented on Tennessee's roster.
- 97 percent of Tennessee players that complete their eligibility leave Knoxville with a degree.
- **Former Vols Who Have Recently Won Academic Awards:** **Parker Henry** won the 2018 McWhorter Award as the SEC's Male Student-Athlete of the Year. **Joshua Dobbs** won the 2017 Torchbearer Award - the most prestigious honor given to a student at Tennessee.

### VOLEADERS

- Three members of Tennessee's football team are a part of the VOLEaders Academy Class of 2018-19.
- Defensive lineman **Matthew Butler**, defensive back **Cheyenne Labruzzo** and wide receiver **Josh Palmer** will represent the football team in the 19-member group comprised of student-athletes from 15 different sports at UT.
- Current Tennessee wide receiver **Marquez Callaway**, offensive lineman **Trey Smith**, defensive back **Micah Abernathy** and defensive lineman **Kyle Phillips** have all been members of the VOLEaders Academy in past years.
- The University of Tennessee announced the inception of its VOLEaders Academy in July of 2015. By using their platform in sport, student-athletes admitted into the VOLEaders Academy learn how to positively impact their team, campus and local and global communities.

### MOST OT GAMES, WINS EVER

- Tennessee's double overtime win over Georgia Tech in Atlanta to start the 2017 season marked UT's 20th overtime game in program history—the most of any FBS team since the overtime rule was implemented during the 1995-96 bowl season.
- The victory over the Yellow Jackets also marked UT's 13th overtime win in school history—the most among FBS programs.
- The Vols are 13-7 in overtime games and their 20 overtime appearances are the most in FBS history.

OVERTIME GAMES, FBS				
Team	Total	Wins	Losses	Pct.
Tennessee	20	13	7	.650
Arkansas	19	12	7	.632
Oregon	19	10	8	.556
TCU	18	8	10	.444
Utah	17	9	8	.529
Fresno State	17	7	10	.417
Missouri	16	11	5	.688

### ALL-TIME WINS (FBS PROGRAMS)

Rank	Team	Won	Lost	Tied	Games
1.	Michigan	951	340	36	1,327
2.	Ohio St.*	906	325	53	1,284
3.	Texas	904	369	33	1,306
4.	Alabama*	900	328	43	1,271
5.	Nebraska	895	387	40	1,322
	Notre Dame*	895	323	42	1,260
7.	Oklahoma	892	324	53	1,269
8.	Penn St.	884	390	41	1,315
9.	USC*	839	343	54	1,236
10.	Tennessee	837	388	53	1,278
11.	Georgia	816	421	54	1,291
12.	LSU	794	414	47	1,255
13.	Auburn	765	439	47	1,251
14.	West Virginia	749	494	45	1,288
15.	Virginia Tech	742	470	46	1,258

\* Teams who have vacated wins

## PROGRAM MILESTONES

### VICTORIES

No.	Date	Score	Opponent	Place
1	Oct. 15, 1892	25-0	Maryville	Maryville
50	Oct. 17, 1908	7-0	Kentucky State	Knoxville
100	Nov. 6, 1920	49-0	Transylvania	Knoxville
150	Oct. 27, 1928	26-7	Washington & Lee	Knoxville
200	Oct. 13, 1934	27-0	Mississippi	Knoxville
250	Nov. 16, 1940	41-14	Virginia	Knoxville
300	Oct. 16, 1948	21-6	Alabama	Knoxville
350	Oct. 15, 1955	20-0	Alabama	Birmingham
400	Nov. 9, 1963	26-0	Tulane	New Orleans
450	Oct. 3, 1970	48-3	Army	Knoxville
500	Nov. 22, 1975	17-13	Kentucky	Lexington
550	Nov. 26, 1983	34-24	Vanderbilt	Knoxville
600	Jan. 1, 1990	31-27	Arkansas	Dallas (Cotton)
650	Oct. 7, 1995	49-31	Arkansas	Fayetteville
700	Sept. 2, 2000	19-16	Southern Mississippi	Knoxville
750	Oct. 1, 2005	27-10	Mississippi	Knoxville
800	Aug. 31, 2013	45-0	Austin Peay	Knoxville

**Current Total:** 837 wins

### LOSSES

No.	Date	Score	Opponent	Place
1	Nov. 21, 1891	24-0	Sewanee	Chattanooga
50	Nov. 6, 1909	51-0	Vanderbilt	Nashville
100	Oct. 19, 1935	25-0	Alabama	Knoxville
150	Sept. 27, 1958	13-0	Auburn	Birmingham
200	Dec. 29, 1973	28-19	Texas Tech	Jacksonville (Gator)
250	Oct. 13, 1984	43-30	Florida	Knoxville
300	Dec. 31, 2002	30-3	Maryland	Atlanta (Peach)
350	Oct. 13, 2012	41-31	Mississippi State	Starkville

**Current Total:** 388 losses

## THE LAST TIME TENNESSEE...

### INDIVIDUAL

**Rushed for 100 yards** - 158, Ty Chandler vs. UTEP, 9/15/18  
**Rushed for 200 yards** - 223, Arian Foster vs. Vanderbilt, 11/19/05  
**Rushed for 250 yards** - 294, Chuck Webb vs. Mississippi, 11/18/89  
**QB Rushed for 100 yards** - 118, Joshua Dobbs vs. Nebraska, 12/30/16  
**Passed for 300 yards** - 328, Jarrett Guarantano at Auburn, 10/13/18  
**Passed for 400 yards** - 404, Tyler Bray vs. Missouri, 11/10/12  
**Passed for 500 yards** - 530, Tyler Bray vs. Troy, 11/3/12  
**Had 100 yards receiving** - 102, Jauan Jennings vs. Alabama, 10/20/18  
**Had 150 yards receiving** - 161, Alvin Kamara at Texas A&M, 10/8/16  
**Had 200 yards receiving** - 219, Cordarrelle Patterson, vs. Troy, 11/3/12  
**Returned onside kick for TD** - 44, Bret Smith at S. Carolina, 10/30/04  
**Returned opening kickoff for TD** - 91, Ty Chandler vs. Indiana State, 9/9/17  
**Returned conventional kickoff for TD** - 100, Evan Berry at South Carolina, 10/29/16  
**Returned kickoff 100 yards** - Evan Berry at South Carolina, 10/29/16  
**Returned punt for TD** - 82, Marquez Callaway vs. Charlotte, 11/4/18  
**Returned punt at least 75 yards** - 82, Marquez Callaway vs. Charlotte, 11/4/18 (TD)  
**Had a rushing + punt return TD in same game** - Alvin Kamara vs. WCU, 9/19/15 (2, 50)  
**Returned INT for TD** - 27 yards, Kyle Phillips vs. Alabama, 10/20/18  
**Returned a fumble for TD** - 8, Alontae Taylor at Auburn, 10/13/18  
**Returned PAT for a score** - 97, Floyd Miley vs. Mississippi, 11/17/90 (blocked kick return)  
**Rushed for three TDs** - 4, John Kelly vs. Georgia Tech, 9/4/17  
**Rushed for four TDs** - 4, John Kelly vs. Georgia Tech, 9/4/17  
**Threw four TD passes** - 4, Joshua Dobbs vs. Florida, 9/24/16  
**Caught three TD passes** - 3, Justin Hunter vs. Troy, 11/3/12  
**Made four FGs** - 4, Brent Cimaglia at Kentucky, 10/28/17  
**Had an 80-yard run** - 81, Ty Chandler vs. UTEP, 9/15/18  
**Had an 80-yard completion** - 81, Tyler Bray to Justin Hunter vs. Montana, 9/4/11  
**Had 20+ tackles** - 23, Daniel Bituli vs. Georgia Tech, 9/4/17  
**Recorded three sacks** - 3.0, Darrell Taylor at Georgia, 9/29/18  
**Forced two fumbles** - 2, Darrell Taylor at Georgia, 9/29/18  
**Intercepted two passes** - 2, Todd Kelly Jr. vs. Oklahoma 9/12/15  
**Intercepted three passes** - 3, Deon Grant vs. Auburn 10/2/99  
**Made a 50-yard FG** - 51, Brent Cimaglia at Florida, 9/16/17

### TEAM

**Shut out an opponent** - 24-0 vs. UTEP, 9/15/18  
**Shut out consecutive opponents** - at Vanderbilt and vs. Kentucky, 11/23-30/02 (24-0)  
**Rushed for more than 300 yards** - 345, vs. UTEP, 9/15/18 (50 att.)  
**Rushed for more than 400 yards** - 406, vs. Vanderbilt, 11/26/94 (60 att.)  
**Passed for more than 300 yards** - 328, at Auburn, 10/13/18 (32 att.)  
**Passed for more than 400 yards** - 402, at Texas A&M, 10/8/16 (48 att.)  
**Had more than 500 yards total off.** - 512, vs. UTEP, 9/15/18 (345 rush, 167 pass)  
**Had more than 600 yards total off.** - 609, vs. Missouri, 11/19/16 (386 rush, 223 pass)  
**Scored 50 points** - 59, vs. ETSU, 9/8/18 (Score: 59-3)  
**Scored 60 points** - 63, vs. Missouri, 11/19/16 (Score: 63-37)  
**Scored 70 points** - 70, vs. Louisiana-Monroe, 9/23/00 (Score: 70-3)  
**Scored 30+ points in a quarter** - vs. Western Carolina, 9/19/15 (2nd quarter, 31 points)  
**Scored 35+ points in a quarter** - Arkansas, 11/22/00 (1st quarter, 35 points)  
**Failed to rush for 100 yards** - 20 vs. Charlotte, 11/4/18 (26 att.)  
**Failed to pass for 100 yards** - 44, at Alabama 10/21/17 (9-of-16, 1 int.)  
**Held opponent to fewer than 100 yards rushing** - 92, vs. Charlotte, 11/4/18 (37 att.)  
**Held opponent to fewer than 100 yards passing** - 39, vs. UTEP, 9/15/18 (9-of-23)  
**Held opponent to fewer than 100 yards total off.** - 83, vs. W. Ky, 9/5/09 (34 rush, 49 pass)  
**Held opponent without a TD** - vs. ETSU, 9/8/18 (Score: Tennessee 59-3)  
**Failed to get a first down** - vs. Auburn, 9/27/58 (Score: Auburn 13-0)  
**Scored a safety** - vs. Vanderbilt 11/28/15 (Derek Barnett sack)  
**Committed no turnovers** - vs. Charlotte, 11/4/18  
**Forced opponent into five turnovers** - vs. Virginia Tech, 9/10/16  
**Committed no penalties** - vs. Austin Peay, 8/31/13  
**Never had to punt** - vs. Western Ky., 9/5/09 (15 off. possessions in 63-7 win)  
**Blocked a punt** - vs. ETSU, 9/8/18 (Marquill Osborne)  
**Returned blocked punt for TD** - 26 vs. ETSU, 9/8/18 (Marquill Osborne)  
**Blocked a field goal** - vs. Georgia Tech, 9/4/17 (Paul Bain, sent game to OT)  
**Returned blocked FG for TD** - 90 vs. S. Carolina, 10/28/95 (Tyrone Hines)  
**Returned punt and kickoff for TD in same game** - at Kentucky, 10/31/15 (Evan Berry 100-yard KR; Cameron Sutton 84-yard PR)  
**Blocked a PAT** - at South Carolina, 10/27/18 (Parker White blocked by Shy Tuttle)  
**Faked a punt** - at Vanderbilt, 11/17/12 (Michael Palardy incomplete pass)  
**Successfully faked punt for 1st down** - at Alabama, 10/22/11 (M. Palardy pass to A. Anderson)  
**Faked a FG** - vs. Missouri, 11/22/14 (P. Ashford pass to A. Ellis for touchdown)  
**Attempted 2-pt conversion** - at Georgia, 9/29/18 (J. Guarantano pass unsuccessful)  
**Scored 2-pt conversion** - vs. Florida, 9/22/18 (K. Chryst pass to J. Jennings successful)  
**Attempted onside kick** - vs. Alabama, 10/20/18 (Alabama recovered)  
**Two players w/ 100 yards rushing** - J. Dobbs (190) & J. Kelly (101) vs. Missouri (11/19/16)  
**Three players with 100 yards rushing** - J. Stewart (145), A. Hayden (115) & M. Phillips (107) vs. Vanderbilt, 11/30/91  
**Two players w/ 100 yards passing** - J. Dobbs (183) & Q. Dormady (109) vs. TTU, 11/5/16  
**Two players w/ 100 yards receiving** - J. Hunter (141) & M. Rivera (129) vs. Missouri, 11/10/12  
**Lost OT game** - at Texas A&M, 10/8/16 (Score: TAMU 45-38 2OT)  
**Won OT game** - vs. Georgia Tech, 9/4/17 (Score: UT 42-41, 2OT)  
**Won game on last play** - at Georgia, 10/1/16 (UT 34-31, 43-yd TD pass Dobbs to Jennings)  
**Lost game on last play** - at Florida, 9/16/17 (Score: UF 26-20: 63-yd TD pass)  
**Rallied from down 14 to win** - vs. Georgia Tech, 9/4/17 (trailed 28-14 in 4Q & won, 42-41)  
**Beat ranked opponent** - at #21 at Auburn, 10/13/18 (Score: Tennessee 30-24)  
**Beat team ranked in top 15** - vs. #13 Northwestern, 1/1/16 (Score: Tennessee 45-6)  
**Beat team ranked in top five** - at #4 LSU, 9/26/05 (Score: Tennessee 30-27 OT)  
**Forced four fumbles** - at Kentucky, 10/28/17  
**Recovered four fumbles** - at Kentucky, 10/28/17

## THE LAST TIME AN OPPONENT...

### INDIVIDUAL

**Rushed for 100 yards** - 140, Rico Dowdie at South Carolina, 10/27/18 (14 attempts)  
**Rushed for 200 yards** - 216, Ish Witter at Missouri, 11/11/17 (24 attempts)  
**Rushed for 250 yards** - 282, Dexter McCluster, at Mississippi, 11/14/09 (25 attempts)  
**A QB Rushed for 100 yards** - 249, TaQuon Marshall vs. Georgia Tech, 9/4/17  
**Passed for 300 yards** - 306, Tua Tagovailoa, vs. Alabama, 10/20/18  
**Passed for 400 yards** - 429, Will Grier, vs. West Virginia, 9/1/18  
**Passed for 500 yards** - Never  
**Had 100 yards receiving** - 117, Jaylen Waddle, vs. Alabama, 10/20/18  
**Had 150 yards receiving** - 184, Trent Sherfield at Vanderbilt, 11/26/16  
**Had 200 yards receiving** - 233, Pharoah Cooper at South Carolina, 11/1/14  
**Returned a kickoff for TD** - 90, Corey Grant, vs. Auburn, 11/9/13  
**Returned a kickoff 100 yards** - Brandon Boykin, vs. Georgia, 10/10/09  
**Returned a punt for TD** - 79, Eddie Jackson, vs. Alabama, 10/15/16  
**Returned a blocked punt for TD** - 17, Sean Westgate, at UCLA, 9/1/08  
**Returned an INT for TD** - 16, C.J. Henderson at Florida, 9/16/17  
**Returned a fumble for TD** - 77, Cory Johnson at Kentucky (10/31/15)  
**Returned an extra point for score** - Quinton Reese, Auburn (SEC Championship), 12/6/97 (yardage not recorded)  
**Returned a punt at least 75 yards** - 79, Eddie Jackson, vs. Alabama, 10/15/16 (TD)  
**Rushed for three TDs** - 3, Benny Snell at Kentucky, 10/28/17  
**Rushed for four TDs** - 4, Dexter McCluster, at Mississippi, 11/14/09  
**Rushed for five TDs** - 5, TaQuon Marshall, vs. Georgia Tech, 9/4/17  
**Threw four TD passes** - 4, Tua Tagovailoa, vs. Alabama, 10/20/18  
**Caught three TD passes** - 3, Josh Reed, at LSU, 9/30/00 (overtime)  
**Made four FGs** - 4, Louie Zervos, Ohio, 9/17/16  
**Had an 80-yard run** - 85, Bo Scarbrough vs. Alabama, 10/15/16  
**Had an 80-yard completion** - 85, Dylan Thompson to Pharoah Cooper at South Carolina (TD), 11/1/14  
**Recorded three sacks** - 5, Alex Brown, at Florida, 9/18/99  
**Intercepted two passes** - 2, Jamarcus King, at South Carolina, 10/29/16  
**Made a 50-yard FG** - 54, Anders Carlson, at Auburn, 10/13/18

### TEAM

**Shut out Tennessee** - 41-0, vs. Georgia, 9/30/17  
**Shut out Tennessee in consecutive games** - at Kentucky and vs. Vanderbilt, 11/19-26/59 (Scores: 20-0, 14-0)  
**Rushed for more than 300 yards** - 433, at Missouri, 11/11/17  
**Rushed for more than 400 yards** - 433, at Missouri, 11/11/17  
**Rushed for more than 500 yards** - 535, vs. Georgia Tech, 9/4/17  
**Passed for more than 300 yards** - 327, vs. Alabama, 10/20/18  
**Had more than 600 yards total offense** - 659, at Missouri, 11/11/17 (433 rush, 226 pass)  
**Scored 50 points** - 58, vs. Alabama, 10/20/18 (Score: Alabama 58-21)  
**Scored 60 points** - 62, Florida, 11/16/95 (Score: Florida 62-37)  
**Scored 70 points** - 70, Trinity (present-day Duke), 11/4/1893 (Score: Trinity 70-0)  
**Failed to rush for 100 yards** - 92, vs. Charlotte, 11/4/18 (37 att.)  
**Failed to pass for 100 yards** - 39, vs. UTEP, 9/15/18 (9-of-23)  
**Held Tennessee to fewer than 100 yards rushing** - 20 vs. Charlotte, 11/4/18 (26 att.)  
**Held Tennessee to fewer than 100 yards passing** - 44, at Alabama 10/21/17 (9-of-16, 1 int.)  
**Held Tennessee to fewer than 100 yards total offense** - 59, vs. Alabama, 10/18/80  
**Held Tennessee without TD** - vs. South Carolina, 10/14/17 (Score: South Carolina, 15-9)  
**Scored a safety** - vs. Florida, 9/22/18 (Tim Jordan tackled in end zone)  
**Blocked a punt** - vs. Georgia, 9/30/17 (D'Andre Walker)  
**Returned a blocked punt for TD** - 17, at UCLA, 9/1/08 (Sean Westgate)  
**Blocked a FG** - at Auburn, 10/13/18 (blocked by Marlon Davidson)  
**Blocked two FGs** - at Alabama, 10/24/09 (Terrence Cody blocked both)  
**Returned punt and kickoff for TD in same game** - Auburn, 11/9/13 (Chris Davis 85-yard punt return; Corey Grant 90-yard kickoff return)  
**Faked a punt** - North Texas, 11/14/15 (Keena pass 4 to Tucker, unsuccessful)  
**Successfully faked a punt for first down** - Florida, 9/18/10 (Omarius Hines 36 run)  
**Failed 2-pt conversion** - vs. Georgia Tech, 9/4/17 (T. Marshall failed pass attempt)  
**Scored 2-pt conversion** - at South Carolina, 10/27/18 (Jake Bentley rush)  
**Attempted an onside kick** - 3 vs. Iowa, 1/2/15 (last Todd Kelly Jr. recovered)  
**Recovered a successful onside kick** - at Mississippi State, 10/13/12  
**Two players with 100 yards rushing** - at Missouri, I. Witter (216), L. Rountree (155), 11/11/17  
**Three players with 100 yards rushing** - Mississippi, P. Hofer (119), J. Reed (115), M. Sweet (103), 11/15/75  
**Two players with 100 yards passing** - Troy, Corey Robinson (393) and Deon Anthony (103), 11/3/12  
**Two players with 100 yards receiving** - West Virginia, David Sill V (140) and Gary Jennings Jr. (113), 9/1/18  
**Won OT game** - at Texas A&M, 10/8/16 (Score: TAMU 45-38 2OT)  
**Lost OT game** - vs. Georgia Tech, 9/4/17 (Score: UT 42-41, 2OT)  
**Beat a ranked Tennessee team** - at Florida, 9/16/17 (Score: #24 UF 26, #23 UT 20)  
**Beat a Tennessee team ranked in the top 15** - vs. Alabama, 10/15/16 (Score: #1 UA 49, #9 UT 10)  
**Beat a Tennessee team ranked in the top five** - Florida, 9/17/05 (Score: Florida 16, #4 UT 7)

**Highlighted** - Occurred during 2018 season

# HEAD COACH JEREMY PRUITT



- FIVE-TIME NATIONAL CHAMPION (2017, 2013, 2012, 2011, 2009)
- 44 NFL DRAFT PICKS
- 13 FIRST ROUND PICKS
- 18 ALL-AMERICANS
- 96-13 RECORD AS AN ASSISTANT COACH (.881 WINNING PCT.)
- 18 ALL-CONFERENCE FIRST TEAM SELECTIONS
- COORDINATOR FOR NATION'S NO. 1 DEFENSE IN 2017, 2016 AND 2013
- FORMER ALABAMA, GEORGIA AND FLORIDA STATE DEFENSIVE COORDINATOR
- TWO-TIME BROYLES AWARD FINALIST
- HIS DEFENSES HAVE ALLOWED ONLY 14.9 PPG SINCE 2013
- NAMED TENNESSEE'S 26TH HEAD COACH ON DEC. 7, 2017

Jeremy Pruitt was introduced as the 26th head coach in Tennessee football history on Dec. 7, 2017, taking the helm of the Volunteers after cementing himself as the nation's top defensive coordinator during stints at Alabama (2016-17), Georgia (2014-15) and Florida State (2013).

Pruitt comes to Rocky Top with five national championships to his credit, including the 2018 College Football Playoff National Championship victory he helped lead Alabama to a month after taking the UT job. He also was part of three national championships (2009, 2011, 2012) on the staff of the Crimson Tide from 2007 to 2012 and was the defensive coordinator during the Seminoles' undefeated national championship season in 2013. Pruitt was a standout high school coach before joining the Alabama staff as the Director of Player Development. He played collegiately for coaching legends Boots Donnelly, at Middle Tennessee State, and for Gene Stallings, at Alabama, after growing up in Rainsville, Ala., a town just 45 minutes south of Chattanooga.

Pruitt is a teacher at heart, spending time as a physical education instructor right out of college while serving as an assistant football coach for his father at Plainview and Fort Payne high schools. In his introductory press conference, Pruitt joked that he taught every kid in Fort Payne, Ala., how to tie their shoes from 2001-04.

Former players he recruited and coached swear by Pruitt years later, including NFL All-Pro cornerback Jalen Ramsey, Heisman Trophy winner Derrick Henry, Pro Bowl linebacker Telvin Smith and Redskins linebacker Ryan Anderson to name a few.

He owns a 96-13 (.881 winning percentage) record as a collegiate assistant coach and is a two-time Broyles Award finalist in addition to being named National Recruiter of the Year by 247Sports in 2012.

He has coached 44 NFL draft picks and 18 All-Americans. The list of players coached by Pruitt reads like a who's who of college football's top defensive players this decade and includes 2017 National Defensive Player of the Year Minkah Fitzpatrick, 2016 Butkus Award (nation's top LB) winner Reuben Foster, 2016 National Defensive Player of the Year Jonathan Allen, top 10 NFL draft picks Ramsey, Roquan Smith, Leonard Floyd, Mark Barron and Dee Milliner, and current NFL stars Ha Ha Clinton-Dix, Dre Kirkpatrick, Lamaricus Joyner and Telvin Smith.

## INFLUENCED BY THE GREATS

- Jeremy Pruitt has played and worked for a distinguished list of college coaches.
- **Boots Donnelly** (College Football Hall of Fame inductee) coached Pruitt in 1993-94, converting the prep quarterback to defensive back.
- **Gene Stallings** (College Football Hall of Fame inductee, 1993 national champion) coached Pruitt in 1995-96 after he transferred to Alabama.
- **Nick Saban** (six national championships) hired Pruitt as his director of player development when he took over the Alabama program in 2007. Pruitt served as the DBs coach from 2010-2012 and returned as the defensive coordinator from 2016-17. He helped Saban win national championships in 2009, 2011, 2012 and 2017.
- **Jimbo Fisher** (2013 national champion) gave Jeremy Pruitt his first defensive coordinator job in 2013. The

result was an undefeated national championship season where the Seminoles led the nation in scoring defense (12.1), passing defense (156.6) and interceptions (26), and ranked third in total defense (281.4).

- Pruitt was the defensive coordinator at Georgia for **Mark Richt** (SEC and ACC C.O.Y.) from 2014-15.

## TOPS IN TAKEAWAYS

- In his five years as a defensive coordinator, Pruitt's defenses averaged 27.8 turnovers gained per season and 2.0 turnovers per game.
- Washington led the nation with 136 takeaways from 2013-17. Pruitt's defenses totaled 139 in the same time frame. (*David Hale, ESPN*)
- **In 2018, Pruitt's Vols have forced 11 turnovers.** Tennessee was +3 in turnovers in the 30-24 upset victory at No. 21 Auburn on Oct. 13.

# "WHAT THEY ARE SAYING" ABOUT JEREMY PRUITT

"Jeremy has done a tremendous job for our program, and we appreciate everything he has done to contribute to our success. What has made Jeremy a great coach and coordinator are the same characteristics that are going to make him an outstanding head coach. He is hard-working, dedicated and organized with exceptional knowledge of the game. He is an excellent recruiter who does a great job developing players and earning their respect. He will do a great job at Tennessee and we wish him the best."

- **Nick Saban, Alabama Head Coach**

"Jeremy Pruitt is one of the top defensive minds in college football. He has a relentless drive to be great and he did a phenomenal job as our defensive coordinator when we won the national championship in 2013. He's a tenacious recruiter with a remarkable ability to

build long-lasting relationships with his players. He loves football and he loves mentoring young men. I believe Tennessee has made a great hire with their new head coach."

- **Jimbo Fisher, Texas A&M Head Coach**

"Coach P was one of my favorite coaches because he had a good balance of work and play. When it was time to focus on football, we definitely focused on football but when it was time to have fun like on game days and maybe special holidays, we had fun as a family. Coach always made sure we were taken care of and made sure that we stayed on top of our game and our academics in the classroom. Coach helped bring a national championship to Florida State and I appreciate him for that. I was never a Tennessee Volunteer fan growing up and that's a main reason I didn't go

there, but now I hope nothing but the best for their program and Coach Pruitt. Maybe I would have made a different decision back then."

- **Jalen Ramsey, Jacksonville Jaguars All-Pro Cornerback**

"Coach Pruitt is definitely one of my favorite coaches I have ever had playing at Alabama. I definitely think he is a players' coach. The guys at Tennessee are getting a great head coach who really cares about them. I mean, I know they're excited. I'm not too excited to play against them every year, but I think it's good. I think it was the best decision for him."

- **Jonathan Allen, 2016 National Defensive Player of the Year**

## PERSONAL INFORMATION

**Born:** May 28, 1974  
**Hometown:** Rainsville, Ala.  
**Education:** West Alabama ('99)  
**Playing Experience:** Middle Tennessee - DB (93-94), Alabama - DB (95-96)  
**Wife:** Casey  
**Children:** Sons: Jayse (22), Ridge (3) and Flynt (1)

## COACHING CAREER

**1997:** Alabama Student Assistant  
**1998:** Plainview HS Defensive Backs  
**1999:** West Alabama Defensive Backs  
**2000:** Plainview HS Defensive Coordinator  
**2001-2003:** Fort Payne HS Asst.  
**2004:** Hoover HS Defensive Backs  
**2005-2006:** Hoover HS DC/DB  
**2007-2009:** Alabama Dir. Player Development  
**2010-2012:** Alabama Defensive Backs  
**2013:** Florida State Defensive Coord./DB  
**2014-2015:** Georgia Defensive Coord./DB  
**2016-2017:** Alabama Defensive Coord./ILB  
**2018-present:** Tennessee Head Coach

## UT'S RECORD IN PRUITT ERA

	2018
Overall	4-5
Home	3-2
Road	1-2
SEC	1-4
SEC at home	0-2
SEC on road	1-2
Neutral Site	0-1
August	0-0
September	2-3
October	1-2
November	1-0
December/January	0-0
In Bowl Games	0-0
vs. Above .500 (time of game)	1-3
vs. Below or At .500 (time of game)	3-2

Non-Conference Record...	2018
Overall	3-1
at home	3-0
on the road	0-0
neutral site	0-1

vs. Ranked Opponents...	2018
Overall	1-3
vs. Top 5	0-2
at home	0-1
on the road	1-1
neutral site	0-1

Record When Allowing...	2018
less than 14 points	3-0
less than 21 points	3-0
21+ points	1-5
30+ points	0-4
35+ Points	0-4
Defensive Touchdown	1-0
Special Teams Touchdown	1-0

Record When...	2018
leading after the 1st quarter	3-1
trailing after the 1st quarter	1-4
tied after the 1st quarter	0-0
leading at halftime	3-1
trailing at halftime	1-4
tied at halftime	0-0
halftime lead/deficit within 4 pts.	3-1
leading after the 3rd quarter	4-0
trailing after the 3rd quarter	0-4
tied after the 3rd quarter	0-1
3rd Qtr. lead/deficit within 4 pts.	2-1
tied after the 4th quarter/OT	0-0
Turnover Margin Even	0-1
Turnover Margin +1 or better	3-2
Turnover Margin +2 or better	2-0
Turnover Margin +3 or better	2-0
Turnover Margin -1 or worse	1-2
Turnover Margin -2 or worse	1-1
Turnover Margin -3 or worse	0-1

Record With...	2018
less than 300 yards total off.	1-2
300+ yards total offense	3-3
400+ yards total offense	2-0
500+ yards total offense	2-0
600+ yards total offense	0-0
less than 100 yards rushing	2-2
100+ yards rushing	2-2
150+ yards rushing	2-1
200+ yards rushing	1-0
250+ yards rushing	1-0
less than 200 yards passing	3-2
less than 300 yards passing	3-5
300+ yards passing	1-0



ASSISTANT COACHING STAFF



OFFENSIVE COORDINATOR/QUARTERBACKS  
**TYSON HELTON (F)**

Coached 2018 NFL Draft No. 3 pick Sam Darnold as the quarterbacks coach and passing game coordinator at Southern California from 2016-17

Helped lead Western Kentucky to C-USA Championship as OC/QB Coach in 2015 with an offense that ranked third in nation in scoring (44.3)

Brother of USC HC Clay Helton. Father is former Houston HC Kim Helton



DEFENSIVE COORDINATOR/INSIDE LINEBACKERS  
**KEVIN SHERRER (F)**

Coached outside linebackers at Georgia from 2014-17, culminating with an SEC Championship and CFP National Championship Game appearance last fall

Worked with Jeremy Pruitt at Georgia (2014-15), Alabama as Director of Player Development (2010-12) and at Hoover (Ala.) High School (2005-06)

Has two national championships and three SEC Championships



CO-DEFENSIVE COORDINATOR/OUTSIDE LINEBACKERS  
**CHRIS RUMPH (PB)**

Charismatic and experienced, Rumph has found success during assistant coach stops at Florida, where he was Co-DC in 2017, Texas, Alabama (2 national championships), Clemson and Memphis

Has coached 20 NFL Draft picks since 2007, including recent first rounders Taven Bryan (2018) and Malcom Brown (2015)



SPECIAL TEAMS COORDINATOR/SAFETIES  
**CHARLES KELLY (PB)**

Spent last four seasons as the defensive coordinator at Florida State after coordinating special teams and coaching linebackers for the Noles and Jeremy Pruitt during national championship season in 2013

Has coached 16 All-Americans, a Ray Guy Award winner (Durant Brooks, 2007), a Lou Groza Award winner (Roberto Aguayo, 2013), and won four conference championships



CORNERBACKS  
**TERRY FAIR (PB)**

Returns to his alma mater following a three-year stint as the cornerbacks coach at Colorado State

First-round pick in 1998 who led NFL in kick-return yards as a rookie; played six years in NFL

Two-time All-SEC and a four-year starter at CB (1994-97) for the Vols

Was defensive quality control assistant at UT from 2013-14



OFFENSIVE LINE  
**WILL FRIEND (F)**

Guided nation's No. 11-ranked total offensive unit (492.5 ypg) as offensive coordinator/offensive line coach at Colorado State in 2017

Former All-SEC offensive guard at Alabama who has made stops as an assistant at Georgia, UAB and Gardner-Webb before CSU and UT

Coached 11 NFL Draft Picks, including 2018 first rounder Isaiah Wynn at Georgia



WIDE RECEIVERS  
**DAVID JOHNSON (F)**

Helped guide one of nation's most prolific offenses at Memphis the last two seasons following nearly 20 years as a high school and college coach in Mississippi and Louisiana

Coached WR Anthony Miller at Memphis, who went from a walk-on to a consensus All-American

Coached NFL stars Leonard Fournette and Tyrann Mathieu at St. Augustine HS in New Orleans



TIGHT ENDS  
**BRIAN NIEDERMEYER (PB)**

Worked closely with Jeremy Pruitt at Georgia (defensive graduate assistant) and Alabama (GA, asst. director of recruiting ops.)

Also made stops on staffs at Miami (Fla.) and East Texas Baptist University as well as his alma mater, Arkansas Pine Bluff, where he played tight end

The Eagle River, Alaska native has helped develop 10 NFL Draft picks



DEFENSIVE LINE  
**TRACY RUCKER (F)**

Inducted into the College Football Hall of Fame in 2004, Rucker was a two-time All-American at Auburn, winning the 1988 SEC Player of the Year award as well as the Outland and Lombardi trophies

Rucker has coached NFL first-rounders Nick Fairley, Peria Jerry, Demarcus Ware and Jamaal Anderson during a career that has included stints at Georgia, Auburn, Ole Miss, Arkansas and Troy



RUNNING BACKS  
**CHRIS WEINKE (PB)**

Seven-year NFL quarterback who also won a national championship in college and as an offensive analyst at Alabama last fall

Won the Heisman Trophy in 2000 at Florida State

Coached QBs for the LA Rams from 2015-16 and was the program director and head coach at IMG Football Academy from 2010-14

BY THE NUMBERS

TENNESSEE'S ON-FIELD COACHING STAFF ...

**14** National Championships won by Pruitt's assistants during their careers as coaches or players.

**24** Conference Championships by Tennessee's coaching staff.

**130+** Tennessee's staff has coached over 130 NFL Draft picks.

**8** First round selections in the 2018 NFL Draft were coached by current UT staff members (25% of the first round).

**64** Number of All-Americans coached by Tennessee coaching staff

QUICK NOTES

- Friend and Helton coached at UAB together.
- Niedermeyer worked in an off-field role with Pruitt at Georgia and Alabama.
- Rucker and Kelly played at Auburn together.
- Kelly coached with Pruitt at Florida State.
- Fair joined Peyton Manning and Marcus Nash as UT first round picks in 1998.
- Sherrer, Friend and Pruitt played at Alabama together.
- Rumph coached with Pruitt at Alabama.
- Weinke was injured when Tennessee defeated FSU in the 1998 BCS Championship Game.

# TOP PERFORMANCES UNDER PRUITT: TEAM

## POINTS

1.	59	vs ETSU	9/8/18
2.	30	at #21 Auburn	10/13/18
3.	24	vs UTEP	9/15/18
	24	at South Carolina	10/27/18
5.	21	vs #1 Alabama	10/20/18
	21	vs Florida	9/22/18

## TOTAL OFFENSE

1.	512	vs UTEP	9/15/18
2.	414	vs ETSU	9/8/18
3.	396	at #21 Auburn	10/13/18
4.	364	vs Florida	9/22/18
5.	351	at South Carolina	10/27/18

## RUSHING YARDS

1.	345	vs UTEP	9/15/18
2.	190	vs ETSU	9/8/18
3.	156	vs Florida	9/22/18
4.	144	at South Carolina	10/27/18
5.	129	vs. #17 West Virginia	9/1/18

## PASSING YARDS

1.	328	at #21 Auburn	10/13/18
2.	227	vs #1 Alabama	10/20/18
3.	224	vs ETSU	9/8/18
4.	208	vs Florida	9/22/18
5.	207	at South Carolina	10/27/18

## PASSING TOUCHDOWNS

1.	2	at South Carolina	10/27/18
	2	vs #1 Alabama	10/20/18
	2	at #21 Auburn	10/13/18
	2	at #2 Georgia	9/29/18

## RUSHING TOUCHDOWNS

1.	5	vs ETSU	9/8/18
2.	2	vs Florida	9/22/18
	2	vs UTEP	9/15/18
4.	1	at South Carolina	10/27/18
	1	vs #17 West Virginia	9/1/18

## PASSING COMPLETIONS

1.	27	at South Carolina	10/27/18
2.	21	at #21 Auburn	10/13/18
3.	19	vs #17 West Virginia	9/1/18
4.	16	vs Charlotte	11/3/18
5.	14	vs #1 Alabama	10/20/18

## THIRD DOWN PERCENTAGE

1.	68.8 (11-16)	at South Carolina	10/27/18
2.	52.6 (10-19)	at #21 Auburn	10/13/18
3.	44.4 (8-18)	vs Florida	9/22/18
4.	40.0 (4-10)	vs ETSU	9/8/18
5.	35.7 (5-14)	vs #17 West Virginia	9/1/18

## FIRST DOWNS

1.	24	vs UTEP	9/15/18
2.	23	at South Carolina	10/27/18
3.	19	vs ETSU	9/8/18
	19	vs #17 West Virginia	9/1/18
5.	18	vs Florida	9/22/18

## FEWEST POINTS ALLOWED

1.	0	vs UTEP	9/15/18
2.	3	vs Charlotte	11/3/18
	3	vs ETSU	9/8/18
4.	24	at #21 Auburn	10/20/18
5.	27	at South Carolina	10/27/18

## FEWEST YARDS ALLOWED

1.	134	vs UTEP	9/15/18
2.	194	vs ETSU	9/8/18
3.	244	vs Charlotte	11/3/18
4.	376	at South Carolina	10/27/18
5.	387	vs Florida	9/22/18

## FEWEST RUSHING YARDS ALLOWED

1.	92	vs Charlotte	11/3/18
2.	95	vs UTEP	9/15/18
3.	118	vs #17 West Virginia	9/1/18
4.	125	vs ETSU	9/8/18
5.	126	at #21 Auburn	10/13/18

## FEWEST PASSING YARDS ALLOWED

1.	39	vs UTEP	9/15/18
2.	69	vs ETSU	9/8/18
3.	152	vs Charlotte	11/3/18
	152	at South Carolina	10/27/18
5.	186	vs Florida	9/22/18

## TURNOVERS FORCED

1.	3	at #21 Auburn	10/13/18
	3	vs ETSU	9/8/18 24
3.	1	vs Charlotte	11/3/18
	1	at South Carolina	10/27/18
	1	vs #1 Alabama	10/20/18
	1	vs Florida	9/22/18
	1	vs #17 West Virginia	9/1/18

## SACKS

1.	3.0	vs Charlotte	11/3/18
	3.0	at #2 Georgia	9/29/18
3.	2.0	at #21 Auburn	10/13/18
	2.0	vs Florida	9/22/18
	2.0	vs UTEP	9/15/18
	2.0	vs #17 West Virginia	9/1/18

## TACKLES FOR LOSS

1.	9.0	vs ETSU	9/8/18
2.	8.0	vs Charlotte	11/3/18
3.	7.0	vs UTEP	9/15/18
4.	4.0	Six times	

## OPPONENT THIRD DOWN PERCENTAGE

1.	13.3 (2-15)	vs ETSU	9/8/18
2.	14.3 (2-14)	vs UTEP	9/15/18
3.	27.3 (3-11)	vs Florida	9/22/18
4.	33.3 (5-15)	vs Charlotte	11/3/18
5.	44.4 (4-9)	at South Carolina	10/27/18

## FEWEST OPPONENT FIRST DOWNS

1.	7	vs UTEP	9/15/18
2.	9	vs ETSU	9/8/18
3.	13	vs Charlotte	11/3/18
4.	14	vs Florida	9/22/18
5.	19	at South Carolina	10/27/18

# TOP PERFORMANCES UNDER PRUITT: INDIVIDUAL

## PASSING YARDS

1.	328	J. Guarantano	at #21 Auburn	10/13/18
2.	207	J. Guarantano	at South Carolina	10/27/18
3.	172	J. Guarantano	vs Charlotte	11/3/18
	172	J. Guarantano	vs #17 W. Virginia	9/1/18
5.	168	J. Guarantano	vs UTEP	9/15/18

## RUSHING YARDS

1.	158	T. Chandler	vs UTEP	9/15/18
2.	118	T. Jordan	vs #17 W. Virginia	9/1/18
3.	74	M. London	vs UTEP	9/15/18
4.	66	T. Chandler	vs Florida	9/22/18
5.	66	M. London	vs Florida	9/22/18

## RECEIVING YARDS

1.	102	J. Jennings	vs #1 Alabama	10/20/18
2.	86	M. Callaway	at South Carolina	10/27/18
3.	84	J. Palmer	at #21 Auburn	10/13/18
4.	78	M. Callaway	vs ETSU	9/8/18
5.	75	J. Murphy	vs ETSU	9/8/18

## RECEPTIONS

1.	9	M. Callaway	at South Carolina	10/27/18
2.	7	T. Chandler	at South Carolina	10/27/18
3.	6	J. Jennings	vs #1 Alabama	10/20/18
	6	M. Callaway	vs #17 W. Virginia	9/1/18
5.	5	Three with five receptions		

## LONGEST PASS

1.	53	Palmer from Guarantano	vs UTEP	9/15/18
2.	51	Pope from Guarantano	vs Florida	9/22/18
3.	51	Callaway from Guarantano	vs ETSU	9/8/18
4.	51	Palmer from Guarantano	vs ETSU	9/8/18
5.	50	Murphy from Chryst	vs ETSU	9/8/18

## LONGEST RUSH

1.	81	T. Chandler	vs UTEP	9/15/18
2.	43	M. London	vs Florida	9/22/18
3.	34	M. London	vs ETSU	9/8/18
4.	30	T. Jordan	vs #17 W. Virginia	9/1/18
5.	28	M. London	vs UTEP	9/15/18

## SACKS

1.	3.0	D. Taylor	at #2 Georgia	9/29/18
2.	1.0	11 players with 1.0 sack in a game		

## LONGEST PUNT

1.	71	J. Doyle	at #2 Georgia	9/29/18
2.	64	J. Doyle	at #21 Auburn	10/13/18
3.	60	J. Doyle	at #2 Georgia	9/29/18
4.	55	J. Doyle	at #2 Georgia	9/29/18
5.	54	J. Doyle	at South Carolina	10/27/18
	54	J. Doyle	vs #1 Alabama	10/20/18

## LONGEST FIELD GOAL

1.	45	B. Cimaglia	at South Carolina	10/27/18
	45	B. Cimaglia	at #21 Auburn	10/13/18
3.	42	B. Cimaglia	at #21 Auburn	10/13/18
4.	41	B. Cimaglia	vs Florida	9/22/18
5.	38	B. Cimaglia	vs UTEP	9/15/18

NUMERICAL ROSTER

No.	Name	Pos.	Ht.	Wt.	Cl.	Hometown (High School/Previous School)
1	Marquez Callaway	WR	6-2	200	JR	Warner Robins, Ga./Warner Robins
2	Jarrett Guarantano	QB	6-4	209	RS SO	Lodi, N.J./Bergen Catholic
2	Shy Tuttle	DL	6-3	300	SR	Midway, N.C./North Davidson
3	Marquill Osborne	DB	5-11	190	JR	Cornelius, N.C./William Amos Hough
4	Dominick Wood-Anderson	TE	6-4	257	JR	Spring Valley, Tenn./Steele Canyon/Arizona Western C.C.
5	Kyle Phillips	DL	6-4	273	SR	Nashville, Tenn./Hillsboro
6	Alontae Taylor	DB	6-0	186	FR	Manchester, Tenn./Coffee County Central
7	Brandon Johnson	WR	6-2	189	JR	Fort Lauderdale, Fla./American Heritage
8	Jordan Allen	LB	6-4	242	RS SO	Fairfield, Calif./Armijo/City College of San Francisco
8	Ty Chandler	RB	5-11	201	SO	Nashville, Tenn./Montgomery Bell Academy
9	Garrett Johnson	DB	5-11	182	JR	Germantown, Tenn./Germantown
9	Tim Jordan	RB	5-11	203	SO	Bartow, Fla./Bartow
10	Tyler Byrd	WR	5-11	200	JR	Naples, Fla./Naples
11	Jordan Murphy	WR	6-0	177	SO	Hattiesburg, Miss./Hattiesburg
12	Shawn Shamburger	DB	5-11	193	SO	Moultrie, Ga./Colquitt County
12	J.T. ShROUT	QB	6-3	210	FR	Newhall, Calif./William S. Hart Senior
13	Deandre Johnson	LB	6-3	244	SO	Miami, Fla./Miami Southridge
13	Richard Mize	WR	5-10	175	SO	Tampa, Fla./Calvary Christian
14	Zac Jancek	QB	6-1	229	RS JR	Knoxville, Tenn./Knoxville Catholic
14	Quart'e Sapp	LB	6-2	223	RS JR	Alpharetta, Ga./Milton
15	Jauan Jennings	WR	6-3	221	RS JR	Murfreesboro, Tenn./Blackman
17	Dillon Bates	LB	6-3	229	RS SR	Ponte Vedra Beach, Fla./Ponte Vedra
17	Will McBride	QB	6-1	209	SO	League City, Texas/Clear Springs
18	Nigel Warrior	DB	6-0	188	JR	Duluth, Ga./Peachtree Ridge
19	Keller Chryst	QB	6-5	239	RS SR	Charlotte, N.C./Palo Alto/Stanford
19	Darrell Taylor	LB	6-4	247	RS JR	Waverly, Va./Hopewell
20	Bryce Thompson	DB	5-11	180	FR	Irmo, S.C./Dutch Fork
21	Jacquez Jones	WR	5-10	169	RS FR	Clearwater, Fla./Clearwater
21	Shanon Reid	LB	6-0	218	SO	Fort Myers, Fla./Dunbar
22	Micah Abernathy	DB	6-0	195	SR	Atlanta, Ga./Greater Atlanta Christian
23	Will Ignont	LB	6-1	239	SO	Huntsville, Ala./Buckhorn
24	Todd Kelly Jr.	DB	5-11	200	RS SR	Knoxville, Tenn./Webb School
25	Trevon Flowers	DB	5-11	184	FR	Tucker, Ga./Tucker
26	Theo Jackson	DB	6-2	193	SO	Nashville, Tenn./Overton
26	Jay Shoop	WR	6-1	184	RS FR	Nashville, Tenn./Father Ryan
27	Carlin Fils-aime	RB	5-11	180	JR	Naples, Fla./Naples
28	Baylen Buchanan	DB	5-11	193	JR	Lawrenceville, Ga./Peachtree Ridge
28	James Christian	RB	5-8	199	RS SO	Booneville, Miss./Booneville
29	Brandon Davis	DB	5-10	170	FR	New Orleans, La./John Curtis
30	Austin Smith	LB	6-3	246	RS JR	Buford, Ga./Buford
31	Nick Humphrey	LB	6-1	208	SO	Monroe, Mich./Jefferson
31	Madre London	RB	6-1	213	RS SR	Little Rock, Ark./St. Thomas Aquinas (Fla.)/Michigan State
33	Jeremy Banks	RB	6-1	211	FR	Cordova, Tenn./Cordova
33	MaLeik Gatewood	DB	5-10	194	RS JR	Memphis, Tenn./Memphis University School
34	Darrin Kirkland Jr.	LB	6-1	234	RS JR	Indianapolis, Ind./Lawrence Central
35	Daniel Bituli	LB	6-3	244	JR	Antioch, Tenn./Nashville Christian
35	Ramsey Hailey	RB	5-7	181	SO	Memphis, Tenn./White Station
36	Terrell Bailey	DB	5-11	186	RS FR	Harvey, La./John Ehret
36	Tanner Dobrucky	RB	5-9	185	RS FR	Richmond, Va./Douglas S. Freeman
37	Paxton Brooks	P	6-6	180	FR	West Columbia, S.C./Airport
37	Samuel Harvin	DB	5-11	192	JR	Nashville, Tenn./Franklin Road Academy
38	Grant Frerking	WR	6-5	192	RS FR	Atlanta, Ga./Wesleyan School
38	Solon Page III	LB	6-2	211	RS FR	Marietta, Ga./Kell
39	D.J. Henderson	DB	5-11	179	RS SR	Lyman, S.C./James F. Byrnes/Dodge City C.C. (Kansas)
40	J.J. Peterson	LB	6-2	231	FR	Moultrie, Ga./Colquitt County
41	Kenneth George	DB	5-11	195	RS SO	Lafayette, La./Acadiana/Trinity Valley C.C. (Texas)
42	Brent Cimaglia	PK	6-0	210	SO	Franklin, Tenn./Fred J. Page
42	Chip Omer	RB	6-0	191	RS SO	Nashville, Tenn./Christ Presbyterian Academy
43	Jake Powers	DB	6-0	178	SO	Memphis, Tenn./Briarcrest Christian School
43	Laszlo Toser	PK	5-8	194	RS JR	Ooltewah, Tenn./Ooltewah
44	Princeton Fant	RB	6-2	222	RS FR	Nashville, Tenn./Lavergne
44	Cheyenne Labruzzo	DB	5-11	188	RS FR	Albany, La./Albany
46	Riley Lovingood	LS	6-0	213	RS JR	Hendersonville, Tenn./Beech Senior
46	Joshua Warren	LB	6-3	222	RS FR	Knoxville, Tenn./Farragut
47	Joe Doyle	P	6-0	201	RS FR	Knoxville, Tenn./Farragut
47	Landon Knoll	LB	6-3	219	RS JR	Nashville, Tenn./Father Ryan
48	Matt Ballard	LB	6-0	219	RS SO	Clarksville, Tenn./Clarksville
48	Ja'Quain Blakely	RB	6-2	260	RS SO	Moultrie, Ga./Colquitt County
50	Joey Cave	OL	6-4	312	RS SO	Knoxville, Tenn./Hardin Valley Academy
50	Cole Hughes	LB	6-1	237	JR	Hendersonville, Tenn./Hendersonville Christian Academy
51	Drew Richmond	OL	6-5	316	RS JR	Memphis, Tenn./Memphis University School
52	Jesse Medford	LS	5-9	202	RS SR	Burlington, N.C./Walter Williams
52	Maurese Smith	DL	6-2	305	RS FR	Huntsville, Ala./Hazel Green
54	Kingston Harris	OL	6-3	316	FR	Orlando, Fla./IMG Academy
55	Brandon Kennedy	OL	6-3	301	RS JR	Wetumpka, Ala./Wetumpka/Alabama

ALPHABETICAL

No.	Name	Pos.
79	Jarvis Abercrombie	OL
22	Micah Abernathy	DB
8	Jordan Allen	LB
71	Tanner Antonutti	OL
36	Terrell Bailey	DB
97	Paul Bain	DL
48	Matt Ballard	LB
33	Jeremy Banks	RB
17	Dillon Bates	LB
95	Kivon Bennett	DL
35	Daniel Bituli	LB
48	Ja'Quain Blakely	RB
77	Devante Brooks	OL
37	Paxton Brooks	P
84	James Brown	TE
28	Baylen Buchanan	DB
88	LaTrell Bumphus	TE
94	Matthew Butler	DL
10	Tyler Byrd	WR
74	K'Rojhn Calbert	OL
1	Marquez Callaway	WR
75	Jerome Carvin	OL
50	Joey Cave	OL
8	Ty Chandler	RB
28	James Christian	RB
19	Keller Chryst	QB
42	Brent Cimaglia	PK
86	Andrew Craig	TE
66	Eric Crosby	OL
29	Brandon Davis	DB
36	Tanner Dobrucky	RB
47	Joe Doyle	P
89	Malik Elion	WR
90	Greg Emerson	DL
44	Princeton Fant	RB
27	Carlin Fils-aime	RB
25	Trevon Flowers	DB
38	Grant Frerking	WR
57	Nyles Gaddy	LB
79	Kurott Garland	DL
69	Brian Garvey	OL
33	MaLeik Gatewood	DB
41	Kenneth George Jr.	DB
93	Emmit Gooden	DL
83	Maleik Gray	WR
2	Jarrett Guarantano	QB
35	Ramsey Hailey	RB
76	Chance Hall	OL
54	Kingston Harris	OL
37	Samuel Harvin	DB
39	D.J. Henderson	DB
29	Jeremiah Howard	RB
50	Cole Hughes	LB
31	Nick Humphrey	LB
23	Will Ignont	LB
26	Theo Jackson	DB
14	Zac Jancek	QB
15	Jauan Jennings	WR
98	Alexis Johnson Jr.	DL
7	Brandon Johnson	WR
13	Deandre Johnson	LB
9	Garrett Johnson	DB
58	Jahmir Johnson	OL
70	Ryan Johnson	OL
21	Jacquez Jones	WR
9	Tim Jordan	RB
67	Joe Keeler	OL
24	Todd Kelly Jr.	DB
34	Darrin Kirkland Jr.	LB
47	Landon Knoll	LB
99	Jonathan Kongbo	OL
55	Gatek Kueth	DL
44	Cheyenne Labruzzo	DB
78	Ollie Lane	OL
56	Riley Locklear	OL



## NUMERICAL ROSTER

No.	Name	Pos.	Ht.	Wt.	Cl.	Hometown (High School/Previous School)
55	Gatkek Kueth	DL	6-2	234	RS FR	Gallatin, Tenn./Gallatin
56	Riley Locklear	OL	6-4	293	SO	Huntington, W. Va./Spring Valley
57	Nyles Gaddy	LB	6-4	226	FR	Nashville, Tenn./Father Ryan
57	Nathan Niehaus	OL	6-6	287	RS SO	Cincinnati, Ohio/Colerain
58	Jahmir Johnson	OL	6-5	285	RS SO	Philadelphia, Penn./Imhotep Institute/Arizona Western C.C.
59	John Mincey	DL	6-3	264	FR	Homerville, Ga./Clinch County
59	Jake Yelich	LS	6-2	226	RS SO	Crown Point, Ind./Crown Point
60	Michael Raymond	OL	6-1	267	JR	Port Charlotte, Fla./Port Charlotte
66	Eric Crosby	OL	6-1	328	RS FR	Virginia Beach, Va./Ocean Lakes
67	Joe Keeler	OL	6-5	290	RS JR	Tryon, N.C./Christ School
68	Marcus Tatum	OL	6-6	293	RS SO	Daytona Beach, Fla./Mainland
69	Brian Garvey	OL	6-3	286	RS SO	Fairview, Tenn./Brentwood Academy
70	Ryan Johnson	OL	6-6	302	RS SO	Brentwood, Tenn./Brentwood Academy
71	Tanner Antonutti	OL	6-5	269	FR	Nashville, Tenn./Ensworth
73	Trey Smith	OL	6-6	320	SO	Jackson, Tenn./University School of Jackson
74	K'Rojhn Calbert	OL	6-5	327	RS FR	McMinnville, Tenn./Warren County Senior
75	Eric Carvin	OL	6-5	303	FR	Memphis, Tenn./Wenonah
76	Chance Hall	OL	6-5	328	RS JR	Roanoke, Va./Northside
77	Devante Brooks	OL	6-5	292	RS SO	Bowie, Md./St. John's College (D.C.) HS
78	Ollie Lane	OL	6-4	308	FR	Corryton, Tenn./Gibbs
79	Jarious Abercrombie	OL	6-4	322	FR	Birmingham, Ala./Wenonah
79	Kurott Garland	DL	6-3	275	FR	Conyers, Ga./Heritage
80	Eli Wolf	TE	6-4	236	RS JR	Minster, Ohio/Minster
81	Austin Pope	TE	6-4	240	RS SO	Knoxville, Tenn./Christian Academy of Knoxville
82	Latrell Williams	WR	5-11	177	RS SO	Lake City, Fla./Columbia
83	Maleik Gray	WR	6-2	200	SO	Lavergne, Tenn./Lavergne
84	James Brown	TE	6-3	229	RS FR	Orlando, Fla./Jones
84	Josh Palmer	WR	6-2	201	SO	Brampton, Ontario, Canada/St. Thomas Aquinas (Fla.)
85	Cedric Tillman	WR	6-3	212	FR	Las Vegas, Nev./Bishop Gorman
86	Andrew Craig	TE	6-4	240	RS SO	Knoxville, Tenn./Webb School
87	Jacob Warren	TE	6-6	224	FR	Knoxville, Tenn./Farragut
88	LaTrell Bumphus	TE	6-3	263	SO	Savannah, Tenn./Hardin County
89	Malik Elion	WR	5-6	162	RS SR	Memphis, Tenn./Memphis University School
90	Greg Emerson	DL	6-3	305	FR	Jackson, Tenn./North Side
93	Emmit Gooden	DL	6-3	306	JR	Brownsville, Tenn./Haywood/Independence C.C.
94	Matthew Butler	DL	6-4	276	SO	Raleigh, N.C./Garner Senior
95	Kivon Bennett	DL	6-2	266	SO	Fort Lauderdale, Fla./St. Thomas Aquinas
96	Airin Spell	DL	6-1	287	FR	Paducah, Ky./Brentwood Academy
97	Paul Bain	DL	6-2	292	RS SR	Powder Springs, Ga./Hillgrove/Tusculum
98	Alexis Johnson Jr.	DL	6-3	314	RS SR	Atlanta, Ga./Mount Zion/Fort Scott C.C. (Kansas)
99	Jonathan Kongbo	LB	6-5	254	RS SR	Surrey, B.C./Holy Cross H.S./Arizona Western

## ALPHABETICAL

31	Madre London	RB
46	Riley Lovingood	LS
17	Will McBride	QB
52	Jesse Medford	LS
59	John Mincey	DL
13	Richard Mize	WR
11	Jordan Murphy	WR
57	Nathan Niehaus	OL
42	Chip Omer	RB
3	Marquill Osborne	DB
38	Solon Page III	LB
84	Josh Palmer	WR
40	J.J. Peterson	LB
5	Kyle Phillips	DL
81	Austin Pope	TE
43	Jake Powers	DB
60	Michael Raymond	OL
21	Shanon Reid	LB
51	Drew Richmond	OL
14	Quart'e Sapp	LB
12	Shawn Shamburger	DB
26	Jay Shoop	WR
12	J.T. Shrout	QB
30	Austin Smith	LB
52	Maurese Smith	DL
73	Trey Smith	OL
96	Airin Spell	DL
68	Marcus Tatum	OL
6	Alontae Taylor	DB
19	Darrell Taylor	LB
20	Bryce Thompson	DB
85	Cedric Tillman	WR
43	Laszlo Toser	PK
2	Shy Tuttle	DL
87	Jacob Warren	TE
46	Joshua Warren	LB
18	Nigel Warrior	DB
82	Latrell Williams	WR
80	Eli Wolf	TE
4	Dominick Wood-Anderson	TE
59	Jake Yelich	LS

## PRONUNCIATION GUIDE

### PLAYERS

22	Micah Abernathy	My-Cuh
71	Tanner Antonutti	an-TA-new-tee
95	Kivon Bennett	KEY-von
35	Daniel Bituli	bi-TOO-lee
48	Ja'Quain Blakely	JUH-kwan
88	LaTrell Bumphus	BUM-fiss
74	K'Rojhn Calbert	KAY-ron
1	Marquez Callaway	Mar-KWEZ
42	Brent Cimaglia	seh-MAG-lee-uh
89	Malik Elion	Ma-LEAK El-ee-on
27	Carlin Fils-aime	fills-a-ME
79	Kurott Garland	Ker-ROT
4	Maleik Gray	Ma-LEAK
2	Jarrett Guarantano	gare-en-TA-no

23	Will Ignont	IG-nont
15	Jauan Jennings	Ja-WAHN
21	Jacquez Jones	Jock-QUEZ
51	Gatkek Kueth	GAT-keck Kuth
44	Cheyenne Labruzzo	shy-ann luh-BROOZE-ah
57	Nathan Niehaus	NEE-house
42	Chip Omer	OH-mer
3	Marquill Osborne	MAR-kwill
38	Solon Page III	SOUL-on
14	Quart'e Sapp	QUAR-tay
96	Airin Spell	Aaron
6	Alontae Taylor	A-lawn-TAY
19	Darrell Taylor	DARE-ell

### COACHES

Kevin Sherrer	SHARE-er
Brian Niedermeyer	NEED-er-meyer
Chris Weinke	wink-ee

## QUICK FACTS

### THE BASICS

**Location (Founded):** Knoxville, Tenn. (1794)  
**Conference:** Southeastern  
**Enrollment:** 28,894  
**Colors:** Orange & White  
**Nickname:** Volunteers or Vols  
**Mascot:** Smokey X (Bluetick Coonhound)  
**Band:** Pride of the Southland  
**Interim Chancellor:** Wayne T. Davis  
**Faculty Representative:** Dr. Donald Bruce  
**Director of Athletics:** Phillip Fulmer

### FACILITY INFO

**Stadium (Opened):** Neyland Stadium (1921)  
**Capacity:** 102,455 (Fifth largest in CFB)  
**Surface:** Tifway 419 Bermuda Hybrid Grass  
**Record at Neyland:** 466-130-17 (.774)

### TEAM INFO

**2017 Overall Record:** 4-8  
**Home/Away/Neutral:** 3-4/0-4/1-0  
**SEC Record:** 0-8 **SEC Finish:** 7th East  
**Home/Away:** 0-4/0-4  
**Starters Returning:** 13

### HISTORY

**First Year of Football:** 1891  
**All-Time Overall Record:** 837-388-53 (.676)  
**All-Time SEC Record:** 335-211-19 (.610)  
**SEC Championships:** 13 (1998, 1997, 1990, 1989, 1985, 1969, 1967, 1956, 1951, 1946, 1940, 1939, 1938)  
**SEC East Titles:** 5 (2007, 2004, 2001, 1998, 1997)  
**SEC Championship Games:** 5  
**National Championships:** 6 (1998, 1967, 1951, 1950, 1940, 1938)  
**BCS Titles:** 1 (1998)  
**CFP Appearances/Titles:** 0/0



**TENNESSEE | PROJECTED 2-DEEP WITH PRONUNCIATION GUIDE (SUBJECT TO CHANGE)**

**OFFENSE**

<b>TE</b>	<b>4</b>	<b>Dominick Wood-Anderson</b>	<b>6-4</b>	<b>257</b>	<b>Jr.</b>
	80	Eli Wolf	6-4	236	R-Jr.
	81	Austin Pope	6-4	240	R-So.
	88	LaTrell Bumphus	6-3	263	So.
<b>LT</b>	<b>68</b>	<b>Marcus Tatum</b>	<b>6-6</b>	<b>293</b>	<b>R-So.</b>
	74	K'Rojhn Calbert	6-5	327	R-Fr.
<b>LG</b>	<b>58</b>	<b>Jahmir Johnson</b>	<b>6-5</b>	<b>285</b>	<b>R-So.</b>
	76	Chance Hall	6-5	328	R-Jr.
<b>C</b>	<b>70</b>	<b>Ryan Johnson</b>	<b>6-6</b>	<b>302</b>	<b>R-So.</b>
	75	Jerome Carvin	6-5	303	Fr.
	56	Riley Locklear	6-4	293	So.
<b>RG</b>	<b>57</b>	<b>Nathan Niehaus</b>	<b>6-6</b>	<b>287</b>	<b>R-So.</b>
	75	Jerome Carvin	6-5	303	Fr.
<b>RT</b>	<b>51</b>	<b>Drew Richmond</b>	<b>6-5</b>	<b>316</b>	<b>R-Jr.</b>
	57	Nathan Niehaus	6-6	287	R-So.
<b>WR</b>	<b>1</b>	<b>Marquez Callaway</b>	<b>6-2</b>	<b>200</b>	<b>Jr.</b>
	10	Tyler Byrd	5-11	200	Jr.
	85	Cedric Tillman	6-3	212	Fr.
<b>WR</b>	<b>84</b>	<b>Josh Palmer</b>	<b>6-2</b>	<b>201</b>	<b>So.</b>
	7	Brandon Johnson	6-2	189	Jr.
<b>WR</b>	<b>15</b>	<b>Jauan Jennings</b>	<b>6-3</b>	<b>221</b>	<b>R-Jr.</b>
	11	Jordan Murphy	6-0	177	So.
<b>QB</b>	<b>2</b>	<b>Jarrett Guarantano</b>	<b>6-4</b>	<b>209</b>	<b>R-So.</b>
	19	Keller Chryst	6-5	239	R-Sr.
	17	Will McBride	6-1	209	So.
<b>TB</b>	<b>8</b>	<b>Ty Chandler</b>	<b>5-11</b>	<b>201</b>	<b>So.</b>
	9	Tim Jordan	5-11	203	So.
	31	Madre London	6-1	213	R-Sr.
	33	Jeremy Banks	6-1	211	Fr.
	27	Carlin Fils-aime	5-11	180	Jr.

**PRONUNCIATION GUIDE**

22	Micah Abernathy	My-Cuh
71	Tanner Antonutti	an-TA-new-tee
95	Kivon Bennett	KEY-von
35	Daniel Bituli	bi-TOO-lee
48	Ja'Quain Blakely	JUH-kwan
88	LaTrell Bumphus	BUM-fiss
74	K'Rojhn Calbert	KAY-ron
1	Marquez Callaway	Mar-KWEZ
42	Brent Cimaglia	seh-MAG-lee-uh
89	Malik Elion	Ma-LEAK El-ee-on
27	Carlin Fils-aime	fills-a-ME
79	Kurott Garland	Ker-ROT
83	Maleik Gray	Ma-LEAK
2	Jarrett Guarantano	gare-en-TA-no
23	Will Ignont	IG-nont
15	Jauan Jennings	Ja-WAHN
21	Jacquez Jones	Jock-QUEZ
55	Gatkek Kueth	GAT-keck kuth
20	Cheyenne Labruzzo	shy-ann luh-BROOZE-ah
57	Nathan Niehaus	NEE-house
42	Chip Omer	OH-mer
3	Marquill Osborne	MAR-kwill
38	Solon Page III	SOUL-on
14	Quart'e Sapp	QUAR-tay
96	Airin Spell	Aaron
6	Alontae Taylor	A-lawn-TAY
19	Darrell Taylor	DARE-ell

**DEFENSE**

<b>DE</b>	<b>5</b>	<b>Kyle Phillips</b>	<b>6-4</b>	<b>273</b>	<b>Sr.</b>
	97	Paul Bain	6-2	292	R-Sr.
<b>NT</b>	<b>2</b>	<b>Shy Tuttle</b>	<b>6-3</b>	<b>300</b>	<b>Sr.</b>
	93	Emmit Gooden	6-3	306	Jr.
<b>DE</b>	<b>98</b>	<b>Alexis Johnson Jr.</b>	<b>6-3</b>	<b>314</b>	<b>R-Sr.</b>
	94	Matthew Butler	6-4	276	So.
<b>JACK</b>	<b>13</b>	<b>Deandre Johnson</b>	<b>6-3</b>	<b>244</b>	<b>So.</b>
	8	Jordan Allen	6-4	242	R-So.
<b>SAM</b>	<b>19</b>	<b>Darrell Taylor</b>	<b>6-4</b>	<b>247</b>	<b>R-Jr.</b>
	8	Jordan Allen	6-4	242	R-So.
	30	Austin Smith	6-3	246	R-Jr.
<b>MLB</b>	<b>35</b>	<b>Daniel Bituli</b>	<b>6-3</b>	<b>244</b>	<b>Jr.</b>
	23	Will Ignont	6-1	239	So.
	17	Dillon Bates	6-3	229	R-Sr.
<b>WLB</b>	<b>34</b>	<b>Darrin Kirkland Jr.</b>	<b>6-1</b>	<b>234</b>	<b>R-Jr.</b>
	14	Quart'e Sapp	6-2	223	R-Jr.
	21	Shanon Reid	6-0	218	So.
<b>CB</b>	<b>6</b>	<b>Alontae Taylor</b>	<b>6-0</b>	<b>186</b>	<b>Fr.</b>
	<b>20</b>	<b>Bryce Thompson</b>	<b>5-11</b>	<b>180</b>	<b>Fr.</b>
	39	D.J. Henderson	5-11	179	R-Sr.
<b>CB</b>	<b>28</b>	<b>Baylen Buchanan</b>	<b>5-11</b>	<b>193</b>	<b>Jr.</b>
	3	Marquill Osborne	5-11	190	Jr.
<b>S</b>	<b>18</b>	<b>Nigel Warrior</b>	<b>6-0</b>	<b>188</b>	<b>Jr.</b>
	26	Theo Jackson	6-2	193	So.
<b>S</b>	<b>22</b>	<b>Micah Abernathy</b>	<b>6-0</b>	<b>195</b>	<b>Sr.</b>
	24	Todd Kelly, Jr.	5-11	200	R-Sr.
	12	Shawn Shamburger	5-11	193	So.

**SPECIALISTS**

<b>PK</b>	<b>42</b>	<b>Brent Cimaglia</b>	<b>6-0</b>	<b>210</b>	<b>So.</b>
	43	Laszlo Toser	5-8	194	R-Jr.
<b>P</b>	<b>47</b>	<b>Joe Doyle</b>	<b>6-0</b>	<b>201</b>	<b>R-Fr.</b>
	37	Paxton Brooks	6-6	180	Fr.
<b>LS</b>	<b>52</b>	<b>Jesse Medford</b>	<b>5-9</b>	<b>202</b>	<b>R-Sr.</b>
	46	Riley Lovingood	6-0	213	R-Jr.
<b>H</b>	<b>47</b>	<b>Joe Doyle</b>	<b>6-0</b>	<b>201</b>	<b>R-Fr.</b>
<b>KR</b>	<b>8</b>	<b>Ty Chandler</b>	<b>5-11</b>	<b>201</b>	<b>So.</b>
	<b>20</b>	<b>Bryce Thompson</b>	<b>5-11</b>	<b>180</b>	<b>Fr.</b>
	31	Madre London	6-1	213	R-Sr.
	18	Nigel Warrior	6-0	188	Jr.
<b>PR</b>	<b>1</b>	<b>Marquez Callaway</b>	<b>6-2</b>	<b>200</b>	<b>Jr.</b>
	26	Theo Jackson	6-2	193	So.
<b>KO</b>	<b>37</b>	<b>Paxton Brooks</b>	<b>6-6</b>	<b>180</b>	<b>Fr.</b>
	42	Brent Cimaglia	6-0	210	So.

# 2018 SEC STANDINGS

## EASTERN DIVISION

	SEC	Pct.	PF	PA	Overall	Pct.	PF	PA	Home	Away	Neutral	vs. Div.	Top 25	Top 10	Streak
#Georgia	6-1	.857	249	141	8-1	.889	343	148	4-0	3-1	1-0	6-0	3-1	2-0	W2
Kentucky	5-2	.714	139	108	7-2	.778	222	138	5-1	2-1	0-0	4-1	2-1	0-1	L1
Florida	4-3	.571	174	174	6-3	.667	275	190	3-2	3-0	0-1	2-3	2-1	1-1	L2
South Carolina	4-3	.571	199	208	5-3	.625	248	223	3-2	2-1	0-0	3-2	0-3	0-1	W2
Missouri	1-4	.200	126	151	5-4	.556	322	248	3-2	2-2	0-0	1-3	1-3	0-2	W1
<b>Tennessee</b>	<b>1-4</b>	<b>.200</b>	<b>108</b>	<b>194</b>	<b>4-5</b>	<b>.444</b>	<b>219</b>	<b>240</b>	<b>3-2</b>	<b>1-2</b>	<b>0-1</b>	<b>0-3</b>	<b>1-3</b>	<b>0-2</b>	<b>W1</b>
Vanderbilt	1-4	.200	106	160	4-5	.444	230	226	3-2	1-3	0-0	0-4	0-4	0-2	W1

## WESTERN DIVISION

	SEC	Pct.	PF	PA	Overall	Pct.	PF	PA	Home	Away	Neutral	vs. Div.	Top 25	Top 10	Streak
#Alabama	6-0	1.000	298	92	9-0	1.000	462	127	4-0	4-0	1-0	4-0	2-0	1-0	W9
LSU	4-2	.667	141	112	7-2	.778	243	150	5-1	1-1	1-0	3-1	4-2	3-1	L1
Auburn	3-3	.500	147	118	6-3	.667	255	156	4-2	1-1	1-0	3-2	2-1	1-0	W2
Texas A&M	3-3	.500	130	155	5-4	.556	263	200	3-1	1-3	1-0	1-3	1-2	0-2	L2
Mississippi State	2-3	.400	67	82	6-3	.667	262	111	5-1	1-2	0-0	2-1	2-1	1-1	W2
Ole Miss	1-4	.200	120	219	5-4	.556	351	325	3-3	1-1	1-0	1-3	0-2	0-2	L2
Arkansas	0-5	.000	115	205	2-7	.222	237	303	2-4	0-2	0-1	0-5	0-2	0-1	L1

# - Division Champion

### Saturday, Nov. 10

South Carolina at Florida (ESPN)	12 p.m. ET
Vanderbilt at Missouri (SEC Network)	12 p.m. ET
Ole Miss at Texas A&M (CBS)	12 p.m. ET
Mississippi State at Alabama (CBS)	3:30 p.m. ET
<b>Kentucky at Tennessee (SEC Network)</b>	<b>3:30 p.m. ET</b>
Auburn at Georgia (ESPN)	7 p.m. ET
LSU at Arkansas (SEC Network)	7:30 p.m. ET

## NATIONAL POLLS

### ASSOCIATED PRESS (As of Nov. 4, 2018)

Rank	School (1st Place Votes)	Record	Points	PR
1	<b>Alabama (60)</b>	<b>9-0</b>	<b>1,500</b>	<b>1</b>
2	Clemson	9-0	1,435	2
3	Notre Dame	9-0	1,381	3
4	Michigan	8-1	1,304	5
<b>5</b>	<b>Georgia</b>	<b>8-1</b>	<b>1,263</b>	<b>6</b>
6	Oklahoma	8-1	1,181	7
<b>7</b>	<b>West Virginia</b>	<b>7-1</b>	<b>1,065</b>	<b>12</b>
8	Ohio State	8-1	1,025	8
9	LSU	7-2	1,020	4
10	Washington State	8-1	1,010	10
11	UCF	8-0	1,001	9
<b>12</b>	<b>Kentucky</b>	<b>7-2</b>	<b>780</b>	<b>11</b>
13	Syracuse	7-2	624	22
14	Utah State	8-1	586	18
15	Texas	6-3	559	15
16	Fresno State	8-1	506	20
17	Boston College	7-2	490	24
18	Mississippi State	6-3	486	21
<b>19</b>	<b>Florida</b>	<b>6-3</b>	<b>400</b>	<b>13</b>
20	Washington	7-3	342	NR
21	Penn State	6-3	278	14
22	NC State	6-2	264	NR
23	Iowa State	5-3	230	NR
24	Michigan State	6-3	215	NR
25	Cincinnati	8-1	141	NR

#### Others receiving votes:

Utah 110, **Auburn 93**, Wisconsin 37, Army 32, UAB 31, Northwestern 28, Iowa 17, Boise St. 15, Purdue 14, Buffalo 11, Oregon 9, San Diego St. 5, Duke 4, Texas A&M 3, Houston 3, Texas Tech 2.

**Bold:** UT and teams on UT '18 schedule.

### USA TODAY COACHES (As of Nov. 4, 2018)

Rank	School (1st Place Votes)	Record	Points	PR
1	<b>Alabama (63)</b>	<b>9-0</b>	<b>1599</b>	<b>1</b>
2	Clemson (1)	9-0	1537	2
3	Notre Dame	9-0	1464	3
4	Michigan	8-1	1390	5
<b>5</b>	<b>Georgia</b>	<b>8-1</b>	<b>1347</b>	<b>5</b>
6	Oklahoma	8-1	1272	7
7	Ohio State	8-1	1109	8
<b>8</b>	<b>West Virginia</b>	<b>7-1</b>	<b>1108</b>	<b>10</b>
9	Washington State	8-1	1076	11
10	LSU	7-2	1063	4
11	UCF	8-0	1054	9
<b>12</b>	<b>Kentucky</b>	<b>7-2</b>	<b>761</b>	<b>12</b>
13	Syracuse	7-2	625	24
14	Boston College	7-2	580	25
15	Mississippi State	6-3	567	21
16	Utah State	8-1	565	20
17	Fresno State	8-1	490	23
18	Washington	7-3	463	19
19	Texas	6-3	433	15
20	Penn State	6-3	375	13
<b>21</b>	<b>Florida</b>	<b>6-3</b>	<b>340</b>	<b>14</b>
22	NC State	6-2	327	NR
23	Cincinnati	8-1	207	NR
24	Utah	6-3	184	16
25	Iowa State	5-3	151	NR

#### Others receiving votes:

Michigan State 144; **Auburn 106**; Iowa 87; Wisconsin 64; UAB 64; Oregon 51; Houston 41; Army 34; Buffalo 22; Texas A&M 16; San Diego State 15; Purdue 13; Boise State 12; Duke 11; Pittsburgh 10; South Florida 10; **South Carolina 7**; **Missouri 2**; Appalachian State 2; Northwestern 1; North Texas 1.

### COLLEGE FOOTBALL PLAYOFF (As of Oct. 30, 2018)

Rank	School	Record	PR
1	<b>Alabama</b>	<b>8-0</b>	
2	Clemson	8-0	
3	LSU	7-1	
4	Notre Dame	8-0	
5	Michigan	7-1	
<b>6</b>	<b>Georgia</b>	<b>7-1</b>	
7	Oklahoma	7-1	
8	Washington State	7-1	
<b>9</b>	<b>Kentucky</b>	<b>7-1</b>	
10	Ohio State	7-1	
<b>11</b>	<b>Florida</b>	<b>6-2</b>	
12	UCF	7-0	
<b>13</b>	<b>West Virginia</b>	<b>6-1</b>	
14	Penn State	6-2	
15	Utah	6-2	
16	Iowa	6-2	
17	Texas	6-2	
18	Mississippi State	5-3	
19	Syracuse	6-2	
20	Texas A&M	5-3	
21	NC State	5-2	
22	Boston College	6-2	
23	Fresno State	7-1	
24	Iowa State	4-3	
25	Virginia	6-2	



## VOLS IN THE NFL

### UT WELL-REPRESENTED

- After the cut to 53-man rosters, there are 32 VFLs currently on NFL teams.
- The Pittsburgh Steelers have five VFLs on their roster in Joshua Dobbs, Ramon Foster, Justin Hunter, Daniel McCullers and Cameron Sutton, while the Kansas City Chiefs boast three VFLs in Eric Berry, Dustin Colquitt and Kahlil McKenzie.
- The Vols had three players selected in the 2018 NFL Draft in Rashaan Gaulden, John Kelly and Kahlil McKenzie.

### BARNETT WINS SUPER BOWL

- In his first NFL season, Tennessee's all-time sacks leader and current Philadelphia Eagles' defensive end Derek Barnett helped lead a powerful Eagles defense to a Super Bowl LII victory over the New England Patriots.
- Barnett's key fumble recovery with 2:16 remaining in the fourth quarter helped seal the Eagles' 41-33 win.
- Over the course of his rookie season and the playoffs, Barnett finished with 20 total tackles and six sacks.

### THREE VFLS MADE 2017 PRO BOWL

- The Vols had three former players participate in the 2017 Pro Bowl, held in Orlando, Fla.
- Running back Alvin Kamara, defensive lineman Malik Jackson, and tight end Jason Witten all took part in Pro Bowl festivities.
- Witten's appearance was the 11th of his career, while Kamara and Jackson made their Pro Bowl debuts.



### WEEK 9 HIGHLIGHTS FOR VFLS

- A handful of VFLs had notable stats during Week 9.
- With three touchdowns Alvin Kamara paced the Saints to a 45-35 win over Rams, who entered the game undefeated. Kamara now has 12 touchdowns on the year.
- Joshua Dobbs completed his first-career pass in the Steelers' 23-16 win at Baltimore. The pass came on a 2nd-and-20 with Pittsburgh backed up to its end zone.
- Alexander Johnson, who was signed by the Broncos before the season, made his NFL debut on Sunday in Denver's 19-17 loss to the Texans.

### WITTEN RETIRES, JOINS MNF CREW

- VFL tight end Jason Witten announced his retirement in May after a 15-year career with the Dallas Cowboys.
- The 11-time Pro Bowler finished his incredible career with the second most receptions by a tight end in NFL history and the fourth most overall with 1,152.
- Witten also ranks 21st all-time in receiving yards and is Dallas' franchise leader in catches, yards (12,448) and TD receptions (68).
- Witten has made the move to the broadcast booth where he'll serve as analyst for ESPN's Monday Night Football this season.

### NFL ALL-TIME RECEPTIONS

1. Jerry Rice	1,549	1985-2004
2. Tony Gonzalez	1,325	1997-2013
3. Larry Fitzgerald	1,256	2004-pres.
<b>4. Jason Witten</b>	<b>1,152</b>	<b>2003-2017</b>
5. Marvin Harrison	1,102	1996-2008

## VOLS IN THE NFL ROUNDUP

Player	Pos.	Team	Week 9 Stats   Week 10 Matchup (Nov. 11)
Derek Barnett	DE	Philadelphia Eagles	Injured Reserve
Eric Berry	DB	Kansas City Chiefs	DNP in 37-21 win at Browns   vs. Cardinals, 1 p.m.
Tyler Bray	QB	Chicago Bears	Practice Squad
Justin Coleman	DB	Seattle Seahawks	3 tackles, 2 passes defended in 25-17 loss vs. Chargers   at Rams, 4:25 p.m.
Britton Colquitt	P	Cleveland Browns	1 punt, 39 yds, 39.0 avg, 1 inside 20 in 37-21 loss vs. Chiefs   vs. Falcons, 1 p.m.
Dustin Colquitt	P	Kansas City Chiefs	2 punts, 63 yds, 31.5 avg, 2 inside 20 in 37-21 win at Browns   vs. Cardinals, 1 p.m.
Morgan Cox	LS	Baltimore Ravens	Handled snaps in 23-16 loss vs. Steelers   Bye Week
Jason Croom	TE	Buffalo Bills	3 catches, 36 yards in 41-9 loss vs. Bears   at Jets, 1 p.m.
Trevor Daniel	P	Houston Texans	6 punts, 307 yards, 51.2 avg, 4 inside 20 in 19-17 win at Broncos   Bye Week
Joshua Dobbs	QB	Pittsburgh Steelers	Completed first career pass for 20 yards in 23-16 win at Ravens   vs. Panthers, 8:20 p.m. (TNF)
Ramon Foster	G	Pittsburgh Steelers	Made 123rd career start in 23-16 win at Ravens   vs. Panthers, 8:20 p.m. (TNF)
Zach Fulton	G	Houston Texans	Made 53rd career start in 19-17 win at Broncos   Bye Week
Rashaan Gaulden	DB	Carolina Panthers	2 tackles in 42-28 win vs. Buccaneers   at Steelers, 8:20 p.m. (TNF)
Justin Hunter	WR	Pittsburgh Steelers	DNP in 23-16 win at Ravens   vs. Panthers, 8:20 p.m. (TNF)
Malik Jackson	DT	Jacksonville Jaguars	Bye Week   at Colts, 1 p.m.
Ja'Wuan James	T	Miami Dolphins	Made 56th career start in 13-6 win vs. Jets   at Packers, 4:25 p.m.
Alexander Johnson	LB	Denver Broncos	Made NFL Debut in 19-17 loss vs. Texans   Bye Week
Alvin Kamara	RB	New Orleans Saints	19 rushes, 82 yds, 4 rec., 34 yds, 3 total TDs in 45-35 win vs. Rams   at Bengals, 1 p.m.
John Kelly	RB	Los Angeles Rams	DNP   vs. Seahawks, 4:25 p.m.
LaTroy Lewis	LB	Tennessee Titans	Practice Squad
Josh Malone	WR	Cincinnati Bengals	Bye Week   vs. Saints, 1 p.m.
Daniel McCullers	DT	Pittsburgh Steelers	No stats in 23-16 win at Ravens   vs. Panthers, 8:20 p.m. (TNF)
Kahlil McKenzie	G	Kansas City Chiefs	DNP in 37-21 win at Browns   vs. Cardinals, 1 p.m.
Emmanuel Moseley	DB	San Francisco 49ers	Practice Squad
Michael Palardy	P	Carolina Panthers	4 punts, 200 yds, 50.0 avg, 1 inside 20 in 42-28 win vs. Buccaneers   at Steelers, 8:20 p.m. (TNF)
Cordarrelle Patterson	WR	New England Patriots	SNF vs. Packers   at Titans, 1 p.m.
Jalen Reeves-Maybin	LB	Detroit Lions	DNP in 24-9 loss at Vikings   at Bears, 1 p.m.
Luke Stocker	TE	Tennessee Titans	MNF at Cowboys   vs. Patriots, 1 p.m.
James Stone	C	Chicago Bears	Practice Squad
Cameron Sutton	DB	Pittsburgh Steelers	No stats in 23-16 win at Ravens   vs. Panthers, 8:20 p.m. (TNF)
Jordan Williams	LB	New York Giants	Injured Reserve
Ethan Wolf	TE	Green Bay Packers	Practice Squad

## THE NFL DRAFT



### The Vols have one of the most storied histories of producing NFL players:

354 drafted players, third most in SEC and ninth among all schools.

At least one former Vol has played in 25 of the last 26 Super Bowls, with a total of 39 playing in the big game since 2000. For Super Bowl LII, VFL Derek Barnett was on the roster for the Philadelphia Eagles.

Sixteen former Vols have been selected in the first round of the NFL Draft since 2000, while 77 UT players have been selected overall in that time frame.

UT is third in the SEC and seventh in the nation with 46 all-time first-round draft picks.

UT sack king Derek Barnett was selected by the Philadelphia Eagles with the 14th overall pick of the 2017 NFL Draft, making him the Vols' first NFL first-round pick since the Miami Dolphins selected Ja'Wuan James with the 19th overall selection in 2014. He also became Tennessee's first defensive player selected in the first round since 2010, when the Kansas City Chiefs selected Eric Berry with the fifth pick and the Arizona Cardinals selected Dan Williams with the 26th pick.

Six Vols were selected in the first four rounds of the 2017 NFL Draft. That marks the most Vols picked in the first four rounds since 2002.

**NEYLAND STADIUM | SHIELDS-WATKINS FIELD**



**CAPACITY: 102,455 | OVERALL RECORD IN 95 YEARS AT NEYLAND STADIUM: 466-130-17**

**STADIUM NOTES**

**THE PROVERBIAL YARDSTICK**

- One of the greatest coaches in the history of the game of football, Gen. Robert Reese Neyland is still, and will most likely always be, the yardstick by which all Tennessee football coaches are measured. For 21 years, he led the Big Orange to win after win and championship after championship. His 173 wins, seven conference titles and four national championships set the bar at one of the nation's finest football institutions.
- According to UT legend Gus Manning, no one summed up Neyland and his coaching ability better than Wallace Wade: "He could take his and beat yours or take yours and beat his." -- Wallace Wade, Alabama and Duke head coach and Neyland rival.

**NEYLAND'S MAXIMS OF FOOTBALL**

1. The team that makes the fewest mistakes will win.
2. Play for and make the breaks and when one comes your way -- SCORE.
3. If at first the game or the breaks go against you, don't let up -- put on more steam.
4. Protect our kickers, our QB, our lead and our ball game.
5. Ball, oskie, cover, block, cut and slice, pursue and gang tackle -- for this is the WINNING EDGE.
6. Press the kicking game. Here is where the breaks are made.
7. Carry the fight to our opponent and keep it there for 60 minutes.

**22 YEARS WITH 100K +**

- The Vols have seen at least one home crowd of 100,000 plus in each of its last 22 seasons.
- Since 2010, Tennessee has enjoyed 15 home sellouts, including four during the 2014 season.

**HOME SELLOUTS SINCE 2010**

Sept. 30, 2017	#7 Georgia	L, 0-41
Oct. 15, 2016	#1 Alabama	L, 10-49
Sept. 24, 2016	#19 Florida	W, 38-28
Sept. 12, 2015	#19 Oklahoma	L, 24-31 (2OT)
Oct. 10, 2015	#19 Georgia	W, 38-31
Nov. 15, 2014	Kentucky	W, 50-16
Oct. 25, 2014	#4 Alabama	L, 20-34
Oct. 4, 2014	Florida	L, 9-10
Aug. 31, 2014	Utah State	W, 38-7
Nov. 9, 2013	#7 Auburn	L, 23-55
Oct. 5, 2013	#6 Georgia	L, 31-34 (OT)
Oct. 20, 2012	#1 Alabama	L, 13-44
Sept. 15, 2012	#18 Florida	L, 20-37
Oct. 8, 2011	Georgia	L, 12-20
Oct. 23, 2010	#8 Alabama	L, 10-41

**TOP 10 ATTENDANCE IN 2017**

- Tennessee finished the regular season ranked seventh in FBS in average attendance, having drawn 95,779 fans to Neyland Stadium per game in 2017.
- That average represents 93.5 percent of Neyland Stadium's capacity (102,455).

**2017 AVERAGE HOME ATTENDANCE LEADERS**

1. Michigan	111,480	5. Texas A&M	98,802
2. Ohio State	107,495	6. LSU	98,506
3. Penn State	106,707	<b>7. Tennessee</b>	<b>95,779</b>
4. Alabama	101,722	8. Texas	92,778

**2017 TOTAL HOME ATTENDANCE LEADERS**

1. Ohio State	752,464	<b>5. Tennessee</b>	<b>670,454</b>
2. Penn State	746,946	6. Michigan	669,534
3. Alabama	712,053	7. Nebraska	628,583
4. Texas A&M	691,612	8. Auburn	605,120

**"QUOTES"**

**ABOUT NEYLAND STADIUM**

"The big games I played in Neyland Stadium are right up there with the Super Bowl. It is still one of the most electric atmospheres I have ever experienced, and the passion of the fans is what makes the difference."

**- Peyton Manning, Former Vol and NFL QB**

"It is a remarkable experience. It starts with the Vol Walk down to the stadium, and the energy just builds and builds until you run through the 'T' for kickoff."

**- Jerod Mayo, Former Vol and NFL LB**

"Don't know if it is the stadium on the water, a bright orange I can even see or the 100,000+ die-hard fans but Tennessee is definitely one of my top-5 spots in college football. Neyland and Tennessee, you far exceeded my expectations."

**- Brock Huard, ESPN/SEC Network game analyst**

"The noise was a constant, oppressive force. I could literally feel it on my skin. But these fans weren't just loud on the first drive. Or just on 3rd down. Or just in the fourth quarter. It was every. single. play."

**- Ty Darlington, former Oklahoma offensive lineman (2015)**

"Last year when we went to play Tennessee in Neyland Stadium, that was probably the best game experience I've had and probably will ever have. That's a different type of loud. I can't even describe it. It was unbelievable."

**- Baker Mayfield, former Oklahoma quarterback (2015)**

"It's got to be Tennessee! That night in that stadium with the orange and Rocky Top -- that's my favorite!"

**- Lee Corso, ESPN College Football Analyst**

**NATIONAL ATTENDANCE & WINNING PCT**

**WINNING AT HOME (Min. 50 Games)**

1. Georgia Southern: Paulson Stadium (1984)	191-39	.830
2. Alabama: Bryant-Denny Stadium (1929)	263-53-3	.829
3. Boise State: Albertsons Stadium (1970)	263-55	.827
4. Marshall: Joan C. Edwards Stadium (1991)	157-34	.822
5. Oklahoma: Oklahoma Memorial Stadium (1923)	394-86-15	.811
6. Penn State: Beaver Stadium (1960)	287-74	.795
7. Auburn: Jordan-Hare Stadium (1939)	323-83-7	.791
8. Ohio State: Ohio Stadium (1922)	442-112-20	.787
<b>9. Tennessee: Neyland Stadium (1921)</b>	<b>466-130-17</b>	<b>.774</b>
10. Texas: Texas Memorial Stadium (1924)	375-114-10	.762

**LARGEST CFB STADIUMS**

1. Michigan Stadium (Michigan)	107,601
2. Beaver Stadium (Penn State)	106,572
3. Ohio Stadium (Ohio State)	102,854
4. Kyle Field (Texas A&M)	102,733
<b>5. Neyland Stadium (Tennessee)</b>	<b>102,455</b>
6. Tiger Stadium (LSU)	102,321
7. Bryant-Denny Stadium (Alabama)	101,821
8. Darrell K. Royal Mem. Stadium (Texas)	100,119
9. Sanford Stadium (Georgia)	92,746
10. Rose Bowl (UCLA)	91,136



PLAYER NOTES | IN NUMERICAL ORDER BY POSITION GROUP

QUARTERBACKS

#2 JARRETT GUARANTANO

6-4, 209, R-So., Lodi, N.J.

CAREER HONORS

- Maxwell Award National Player of the Week (10/16/18)
- SEC Co-Offensive Player of the Week (10/15/18)
- PFF College National & SEC Team of the Week (10/15/18)
- CFPA Honorable Mention Nat'l Performer of the Week (10/15/18)
- Manning Star of the Week (10/15/18)
- Davey O'Brien Great 8 (10/14/18)
- PFF College SEC Team of the Week (9/14/18)
- PFF College SEC Team of the Week (10/31/17)
- Collected MVP honors at Tennessee's 2018 Orange & White Game by throwing for 226 yards and two touchdowns.

2018

- Ranks fourth among starting quarterbacks in the SEC in passing efficiency (146.5) and fourth in the conference in completion percentage (65.6%).
- Has a season-high completion percentage of 76.6% against Charlotte (11/3)
- Threw for 207 yards and two touchdowns while setting new career-highs for pass completions (27) and attempts (39) on the road at South Carolina (10/27)
- Was 8-for-8 passing for 168 yards and a touchdown on 3rd-and-8 or longer in road win over No. 21 Auburn (10/13)
- Set career highs in passing yards (328), passing touchdowns (two), completions (21) and attempts (32) at Auburn (10/13)
- Threw for 143 yards and tied a career high with two passing touchdowns against No. 2 Georgia (9/29)
- Threw for 164 yards in SEC opener against Florida (9/22)
- Had a 51-yard pass to Austin Pope for the longest of the game for the Vols against Florida (9/22)
- Connected with Josh Palmer on a season-long 53-yard pass against UTEP (9/15)
- Had two game-high 51-yard passes to Marquez Callaway and Josh Palmer in the home opener against ETSU (9/8)
- Finished the season-opener with 172 yards passing and a touchdown pass on 4th-and-goal, setting career highs in completions (19) and attempts (25) with no turnovers.

NOTES

- Majoring in Psychology
- Father, James, starred at WR for Rutgers (1989-92), setting the school record for receptions and was inducted into the Rutgers Hall of Fame.

>> Full profile on Media Guide Page 68

CAREER STATS

Passing	GP/GS	Com	Att	Pct	TD	Int	Yds	Per/G	Long	High Yd
2017	9/6	86	139	62.0	4	2	997	110.8	60	LSU 242-UK
2018	9/9	128	195	65.6	9	2	1571	174.6	53	UTEP 328-AU
<b>Totals</b>	<b>18/15</b>	<b>214</b>	<b>334</b>	<b>64.3</b>	<b>13</b>	<b>4</b>	<b>2568</b>	<b>142.7</b>	<b>60</b>	<b>LSU 328-AU</b>

Rushing	GP/GS	No	Yds	Avg	Per/G	TD	Long	High Yd
2017	9/6	66	-39	-0.6	-4.3	1	13	UK 6-ISU
2018	9/9	33	-64	-1.9	-7.1	0	14	UTEP 20-UTEP
<b>Totals</b>	<b>18/15</b>	<b>99</b>	<b>-103</b>	<b>-1.0</b>	<b>-5.7</b>	<b>1</b>	<b>14</b>	<b>UTEP 20-UTEP</b>

CAREER HIGHS

Completions	27 at South Carolina, 10/27/18
Attempts	39 at South Carolina, 10/27/18
Completion Percentage (Min. 10 Att.)	78.3 at Kentucky, 10/28/17
Passing Touchdowns	2, 4x, last at South Carolina, 10/27/18
Passing Yards	328 at Auburn, 10/13/18
Rushing Attempts	17 vs. South Carolina, 10/14/17
Rushing Touchdowns	1 vs. Southern Miss, 11/4/17
Rushing Yards	6 vs. Indiana State, 9/9/17

GAME-BY-GAME

2018 Opp.	Comp	Att	TD	INT	Pct.	Yards	Lg	Run	Yds	TD	Lg
vs. WVU	19	25	1	0	76.0	172	22	3	-15	0	2
ETSU	8	13	0	0	61.5	154	51	1	-6	0	0
UTEP	12	16	1	0	75.0	168	53	6	20	0	14
Florida	7	18	0	2	38.9	164	51	4	-5	0	7
at Georgia	13	21	2	0	61.9	143	37	2	-8	0	0
at Auburn	21	32	2	0	65.6	328	42	5	-6	0	12
Alabama	5	10	0	0	50.0	63	30	3	-30	0	0
at S. Carolina	27	39	2	0	69.2	207	20	7	10	0	11
Charlotte	16	21	1	0	76.2	172	45	2	-24	0	0

2017 Opp.	Comp	Att	TD	INT	Pct.	Yards	Lg	Run	Yds	TD	Lg
vs. Ga. Tech											DNP
Indiana State	4	12	1	0	33.3	41	18	2	6	0	12
at Florida											DNP
UMass	2	5	0	0	40.0	-3	0	3	4	0	5
Georgia	6	7	0	0	85.7	16	9	5	-4	0	6
South Carolina	11	18	0	0	61.1	133	39	17	-2	0	11
at Alabama	9	16	0	1	56.3	44	12	11	-12	0	9
at Kentucky	18	23	0	0	78.3	242	48	15	-5	0	13
Southern Miss	9	13	0	0	69.2	102	42	2	-4	1	3
at Missouri											DNP - Injury
LSU	13	23	1	0	56.5	239	60	6	-9	0	2
Vanderbilt	14	22	2	1	63.6	183	32	5	-13	0	6

#12 J.T. SHROUT

6-3, 210, Fr., Newhall, Calif.

NOTES

- Majoring in Business - Management

2017

- ESPN: 3-star (No. 33 pocket passer, No. 53 prospect in California)
- 247 Sports: 3-star (No. 34 pro-style QB, No. 111 prospect in California)
- Rivals: 3-star (No. 14 pro-style QB, No. 53 prospect in California)

>> Full profile on Media Guide Page 102

#17 WILL McBRIDE

6-1, 209, So., League City, Texas

NOTES

- Majoring in Communications Studies

2017

- First Tennessee true freshman to start at quarterback since Josh Dobbs in 2013
- Made first-career start in loss at Missouri, posting career highs with 139 passing yards, a passing TD and 63 rushing yards (11/11)
- Made career debut in win over Southern Miss, completing one pass for 13 yards (11/4)

>> Full profile on Media Guide Page 81

CAREER STATS

Passing	GP/GS	Com	Att	Pct	TD	Int	Yds	Per/G	Long	High Yd
2017	2/1	17	40	42.5	1	2	152	76.0	22	MU 139-MU
<b>Totals</b>	<b>2/1</b>	<b>17</b>	<b>40</b>	<b>42.5</b>	<b>1</b>	<b>2</b>	<b>152</b>	<b>76.0</b>	<b>22</b>	<b>MU 139-MU</b>

Rushing	GP/GS	No	Yds	Avg	Per/G	TD	Long	High Yd
2017	2/1	18	70	3.9	35.0	0	43	MU 63-MU
<b>Totals</b>	<b>2/1</b>	<b>18</b>	<b>70</b>	<b>3.9</b>	<b>35.0</b>	<b>0</b>	<b>43</b>	<b>MU 63-MU</b>

CAREER HIGHS

Completions	16 at Missouri, 11/11/17
Attempts	32 at Missouri, 11/11/17
Passing Yards	139 at Missouri, 11/11/17
Passing Touchdowns	1 at Missouri, 11/11/17
Rushing Attempts	14 at Missouri, 11/11/17
Rushing Yards	63 at Missouri, 11/11/17
Long Rush	43 at Missouri, 11/11/17

GAME-BY-GAME

2017 Opp.	Comp	Att	TD	INT	Pct.	Yards	Lg	Run	Yds	TD	Lg
Southern Miss	1	8	0	0	12.5	13	13	4	7	0	7
at Missouri	16	32	1	2	50.0	139	22	14	63	0	43

#19 KELLER CHRYST

6-5, 239, R-Sr., Charlotte, N.C.

CAREER HONORS

- Johnny Unitas Golden Arm Watch List

2018

- Finished 9-for-15 for a season-high 164 yards passing and two touchdowns against No. 1 Alabama (10/20)
- Connected with Jauan Jennings for Tennessee's first successful 2-point conversion since Nov. 22, 2014 after a fourth quarter touchdown vs. Florida (9/22)
- Went 3-for-7 for 44 yards in SEC opener against Florida (9/22)
- Threw his first touchdown for the Vols in the home opener against ETSU (9/8), a 50-yard strike to Jordan Murphy
- Went 3-for-3 with 70 yards passing against ETSU (9/8)
- Had his first action as a Vol in the season opener against West Virginia (9/1)

NOTES

- Has a degree in Science, Technology & Society
- Majoring in Agricultural Leadership, Education & Communication (Graduate)
- Went 11-2 as a starter at Stanford, going 5-2 in 2017 and 6-0 in 2016
- Uncle, Paul Chryst is the current head coach at Wisconsin
- Father is an assistant with the Denver Broncos

>> Full profile on Media Guide Page 96

CAREER STATS

Passing	GP/GS	Com	Att	Pct	TD	Int	Yds	Per/G	Long	High Yd
2015	4/0	5	9	56.0	1	0	59	14.8	20	
2016	12/0	77	136	57.0	10	2	905	75.4	61	
2017	7/0	78	144	54.0	8	4	962	137.4	56	
2018	6/0	16	28	57.1	3	0	277	46.2	50	ETSU 164-UA
<b>Totals</b>	<b>28/0</b>	<b>176</b>	<b>317</b>	<b>55.5</b>	<b>22</b>	<b>6</b>	<b>2203</b>	<b>78.6</b>	<b>61</b>	<b>164-UA</b>

Rushing	GP/GS	No	Yds	Avg	Per/G	TD	Long	High Yd
2015	4/0	6	10	1.7	2.5	0	9	
2016	12/0	41	159	3.9	13.3	2	62	
2017	7/0	19	-5	-0.3	-0.7	1	13	
2018	6/0	2	1	0.5	0.2	0	4	UF
<b>Totals</b>	<b>28/0</b>	<b>69</b>	<b>165</b>	<b>2.5</b>	<b>7.1</b>	<b>3</b>	<b>62</b>	

CAREER HIGHS

Completions	19 at Oregon, 11/12/16
Attempts	33, at Oregon State, 10/26/17
Passing Touchdowns	3 (2x), at Oregon, 11/12/16 vs. Oregon, 10/14/17
Passing Yards	258 at Oregon, 11/12/16
Rushing Attempts	11 vs. Oregon State, 11/5/16
Rushing Touchdowns	1 (3x), at California, 11/19/16 vs. Rice, 11/26/16, at Utah, 10/7/17
Rushing Yards	83 vs. Oregon State, 11/5/16

GAME-BY-GAME

2018 Opp.	Comp	Att	TD	INT	Pct.	Yards	Lg	Run	Yds	TD	Lg
vs. WVU	0	0	0	0	0	0	0	0	0	0	0
ETSU	3	3	0	0	100.0	70	50	0	0	0	0
UTEP	1	3	0	0	33.3	-1	0	0	0	0	0
Florida	3	7	0	0	42.9	44	25	1	4	0	4
at Georgia	0	0	0	0	0.0	0	0	0	0	0	0
at Auburn											DNP
Alabama	9	15	2	0	60.0	164	40	1	-3	0	0
at S. Carolina											DNP
Charlotte											DNP

RUNNING BACKS

#8 TY CHANDLER

5-11, 201, So., Nashville, Tenn.

CAREER

- PFF College SEC Team of the Week (9/19/18)
- SEC Freshman of the Week (9/9/17)

2018

- Caught a career-high seven passes for 29-yards against South Carolina (10/27)
- Caught a 10-yard touchdown pass against No. 1 Alabama (10/20), marking his third straight game with a TD reception
- First Vol running back with a touchdown catch in three straight games in program history
- Ranks second on the team in rushing with 318 yards and ranks fourth in receiving yards (154)
- Caught a 42-yard touchdown pass in win at No. 21 Auburn (10/13), marking his second straight game with a touchdown reception
- Had 16 carries for 50 yards and five receptions for 62-yards and a touchdown in win at No. 21 Auburn (10/13)
- Caught his first-career touchdown pass on the road against No. 2 Georgia (9/29)
- Led the team and posted career highs in catches (four) and receiving yards (53) in loss to No. 2 Georgia (9/29)
- Led the team with 19 carries for 66 yards in the SEC opener against Florida (9/22)
- Rushed for a career-high 158 yards vs. UTEP (9/15), which were the most by a Tennessee player in a single game since QB Josh Dobbs had 190 vs. Missouri back on Nov. 19, 2016
- His 158 yards were also the most by a UT running back in a single game since 2013.



- Had an 81-yard rushing touchdown against the Miners, which was the longest rushing touchdown for UT since LaMarcus Coker had an 87-yard TD run on Nov. 18, 2006 vs. Vanderbilt.
- Started the season opener versus West Virginia, but left the game with an injury

**NOTES**

- Majoring in Kinesiology
- Tallied 305 rushing yards & two touchdowns on 71 carries
- Finished the season ranked fourth in the SEC and 26th nationally with a 26.1 kickoff return average
- Posted career highs with 22 carries, 120 rushing yards, 33 receiving yards and two touchdowns at Kentucky (10/28)
- Named SEC Freshman of the Week (9/9) after returning the opening kickoff 91 yards for a touchdown versus Indiana State

>> Full profile on Media Guide Page 63-64

**CAREER STATS**

Rushing	GP/GS	No	Yds	Avg	Per/G	TD	Long	High Yd
2017	12/1	71	305	4.3	25.4	2	30-USC	120-UK
2018	8/7	78	371	4.8	46.4	1	81-UTEP	158-UTEP
<b>Totals</b>	<b>20/8</b>	<b>149</b>	<b>676</b>	<b>4.5</b>	<b>33.8</b>	<b>3</b>	<b>81-UTEP</b>	<b>158-UTEP</b>

Receiving	GP/GS	No	Yds	Avg	Per/G	TD	Long	High Yd
2017	12/1	10	108	10.8	9.0	0	23-UK	33-UK
2018	8/7	19	183	9.6	26.1	3	42-AU	62-AU
<b>Totals</b>	<b>20/8</b>	<b>29</b>	<b>291</b>	<b>10.0</b>	<b>15.3</b>	<b>3</b>	<b>42-AU</b>	<b>62-AU</b>

Kick Returns	GP/GS	No	Yds	Avg	Per/G	TD	Long	High Yd
2017	12/1	17	416	24.5	34.7	1	91-ISU	112-MU
2018	8/7	7	113	16.1	16.1	0	27-SC	69-UA
<b>Totals</b>	<b>20/8</b>	<b>24</b>	<b>529</b>	<b>22.0</b>	<b>27.8</b>	<b>1</b>	<b>91-ISU</b>	<b>112-MU</b>

**CAREER HIGHS**

<b>Rushes</b>	22 at Kentucky, 10/28/17
<b>Rushing Yards</b>	158 vs. UTEP 9/15/18
<b>Touchdowns</b>	2 at Kentucky, 10/28/17
<b>Long Rush</b>	81 vs. UTEP 9/15/18
<b>Receptions</b>	7 at South Carolina, 10/27/18
<b>Receiving Yards</b>	62 at Auburn, 10/13/18
<b>Receiving Touchdowns</b>	1 (3x) last, vs. Alabama, 10/20/18
<b>Long Reception</b>	42 at Auburn, 10/13/18
<b>Kickoff Returns</b>	5 (2x) last, at Missouri, 11/11/17
<b>Kickoff Return Yards</b>	112 at Missouri, 11/11/17
<b>Long Kickoff Return</b>	91 vs. Indiana State, 9/9/17
<b>KR Touchdowns</b>	1 vs. Indiana State, 9/9/17

**GAME-BY-GAME**

2018 Opp.	Rush-Yds-TD, Lg	Rec-Yds-TD, Lg	KO Returns
vs. WVU	4-(-4)-0, 5	0-0-0	1-17-0, 17
ETSU	DNP	DNP	DNP
UTEP	12-158-1, 81	0-0-0	0-0-0
Florida	19-66-0, 13	0-0-0	0-0-0
at Georgia	5-27-0, 17	4-53-1, 35	0-0-0
at Auburn	16-50-0, 18	5-62-1, 42	0-0-0
Alabama	9-21-0, 9	3-36-1, 26	5-69-0, 22
at S. Carolina	11-54-0, 12	7-29-0, 11	1-27-0, 27
Charlotte	2-(-4)-0, 0	0-0-0	0-0-0

2017 Opp.	Rush-Yds-TD, Lg	Rec-Yds-TD, Lg	KO Returns
vs. Ga. Tech	1-7-0, 7	0-0-0	1-14-0, 14
Indiana State	4-14-0, 8	0-0-0	1-91-1, 91
at Florida	6-30-0, 7	2-31-0, 16	0-0-0
UMass	5-13-0, 7	1-11-0, 11	0-0-0
Georgia	2-7-0, 7	3-15-0, 9	2-34-0, 21
South Carolina	4-45-0, 30	1-11-0, 11	1-21-0, 21
at Alabama	4-2-0, 2	0-0-0	4-94-0, 32
at Kentucky	22-120-2, 29	2-33-0, 23	0-0-0
Southern Miss	11-15-0, 3	0-0-0	0-0-0
at Missouri	8-33-0, 13	1-7-0, 7	5-112-0, 34
LSU	0-0-0	0-0-0	1-16-0, 16
Vanderbilt	3-19-0, 16	0-0-0	2-34-0, 19

**#9 TIM JORDAN**

5-11, 203, So., Bartow, Fla.

**CAREER HONORS**

- PFF College SEC Offensive Team of the Week (9/4/18)

**2018**

- Leads the team in rushing with 414 yards
- Led the team with 12 carries for 62 yards and also set a career high with four catches for 29 yards against South Carolina (10/27)
- Finished with 14 carries for 50 yards against No. 1 Alabama (10/20)
- Had 13 carries for 26 yards with a long rush of 18 yards at No. 21 Auburn (10/13)

- Led the running back group with 65 yards rushing in home opener against ETSU (9/8)
- Set a career high in rushes (20) and rushing yards (118) against West Virginia (9/1)
- Was the first Vol to rush for 100 yards since Ty Chandler rushed for 120 at Kentucky in 2017.
- Scored his first-career touchdown in season opener against West Virginia (9/1)

**NOTES**

- Majoring in Kinesiology
- Played in all 12 games in 2017, totaling 52 yards on 11 carries as well as 65 yards on eight receptions
- Earned ratings of 3-and 2-stars from recruiting services and rushed for 1,300 in yards and 13 TDs as a senior at Bartow High School in 2016

>> Full profile on Media Guide Page 75

**CAREER STATS**

Rushing	GP/GS	No	Yds	Avg	Per/G	TD	Long	High Yd
2017	12/0	11	52	4.7	4.3	0	12-UK	22-ISU
2018	9/2	106	414	3.9	46.0	2	30-WVU	118-WVU
<b>Totals</b>	<b>21/2</b>	<b>117</b>	<b>466</b>	<b>4.0</b>	<b>22.2</b>	<b>2</b>	<b>30-WVU</b>	<b>118-WVU</b>

Receiving	GP/GS	No	Yds	Avg	Per/G	TD	Long	High Yd
2017	12/0	8	65	8.1	5.4	0	28-LSU	44-LSU
2018	9/1	9	70	7.8	7.8	0	19-ETSU	11-WVU
<b>Totals</b>	<b>21/1</b>	<b>17</b>	<b>135</b>	<b>7.9</b>	<b>6.4</b>	<b>0</b>	<b>28-LSU</b>	<b>44-LSU</b>

Kick Returns	GP/GS	No	Yds	Avg	Per/G	TD	Long	High Yd
2017	12/0	3	55	18.3	4.6	0	26-GA	29-LSU
2018	9/1	0	0	0.0	0.0	0	--	--
<b>Totals</b>	<b>21/1</b>	<b>3</b>	<b>55</b>	<b>18.3</b>	<b>4.6</b>	<b>0</b>	<b>26-GA</b>	<b>29-LSU</b>

**CAREER HIGHS**

<b>Rushes</b>	20 vs. West Virginia, 9/1/18
<b>Rushing Yards</b>	118 vs. West Virginia, 9/1/18
<b>Long Rush</b>	30 vs. West Virginia, 9/1/18
<b>Receptions</b>	4 at South Carolina, 10/27/18
<b>Receiving Yards</b>	44 vs. LSU, 11/18/17
<b>Kickoff Returns</b>	2 vs. LSU, 11/18/17
<b>Kickoff Return Yards</b>	29 vs. LSU, 11/18/17
<b>Long Kickoff Return</b>	26 vs. Georgia, 9/30/17

**GAME-BY-GAME**

2018 Opp.	Rush-Yds-TD, Lg	Rec-Yds-TD, Lg	KO Returns
vs. WVU	20-118-1, 30	2-11-0, 8	0-0-0
ETSU	15-65-0, 16	0-0-0	0-0-0
UTEP	13-49-0, 14	0-0-0	0-0-0
Florida	9-5-0, 4	0-0-0	0-0-0
at Georgia	6-21-0, 10	0-0-0	0-0-0
at Auburn	13-26-0, 18	2-23-0, 19	0-0-0
Alabama	14-50-0, 11	1-7-0, 7	0-0-0
at S. Carolina	12-62-0, 10	4-29-0, 11	0-0-0
Charlotte	4-18-0, 9	0-0-0	0-0-0

2017 Opp.	Rush-Yds-TD, Lg	Rec-Yds-TD, Lg	KO Returns
vs. Ga. Tech	0-0-0	0-0-0	0-0-0
Indiana State	4-22-0, 10	1-9-0, 9	0-0-0
at Florida	0-0-0	0-0-0	0-0-0
UMass	0-0-0	0-0-0	0-0-0
Georgia	1-7-0, 7	1-(-1)-0, 0	1-26-0, 26
South Carolina	0-0-0	0-0-0	0-0-0
at Alabama	2-7-0, 7	1-8-0, 8	0-0-0
at Kentucky	3-11-0, 12	2-5-0, 4	0-0-0
Southern Miss	0-0-0	0-0-0	0-0-0
at Missouri	1-5-0, 5	0-0-0	0-0-0
LSU	0-0-0	2-44-0, 28	2-29-0, 17
Vanderbilt	0-0-0	1-0-0, 0	0-0-0

**#27 CARLIN FILS-AIME**

5-11, 180, Jr., Naples, Fla.

**2018**

- Had two catches and a carry in win vs. Charlotte (11/3)
- Moved back to running back prior to the South Carolina game after spending the first seven weeks as a reserve cornerback (10/27)
- Recorded his first rushing touchdown since the Indiana State game last season with a 14-yard run to pay dirt in the third quarter at South Carolina (10/27)

**NOTES**

- Made first-career start, setting career highs with 13 carries and 73 yards (5.6 avg) in loss at Kentucky (10/28)
- Junior majoring in psychology

>> Full profile on Media Guide Page 67

**CAREER STATS**

Defense	GP/GS	UT	AT	TT	Sack	TFL	FF	FR	PBU	Int	High Tk
2017	11/0	1	1	2	0-0	0-0	0	0	0	0	1-2x
2018	9/0	0	0	0	0-0	0-0	0	0	0	0	--
<b>Totals</b>	<b>20/0</b>	<b>0</b>	<b>0</b>	<b>0</b>	<b>0-0</b>	<b>0-0</b>	<b>0</b>	<b>0</b>	<b>0</b>	<b>0</b>	<b>--</b>

Rushing	GP/GS	No	Yds	Avg	Per/G	TD	Long	High Yd
2016	7/0	14	58	4.1	8.3	2	8-TTU,MU	27-TTU
2017	11/1	31	215	6.9	19.5	2	30-ISU	73-UK
2018	9/0	4	30	7.5	3.3	1	14-SC	20-SC
<b>Totals</b>	<b>27/1</b>	<b>49</b>	<b>303</b>	<b>6.2</b>	<b>11.2</b>	<b>5</b>	<b>30-ISU</b>	<b>73-UK</b>

Receiving	GP/GS	No	Yds	Avg	Per/G	TD	Long	High Yd
2016	7/0	0	0	0.0	0	0	--	--
2017	11/1	2	18	9.0	1.6	0	12-UK	12-UK
2018	9/0	2	0	0.0	0.0	0	-	-
<b>Totals</b>	<b>21/1</b>	<b>17</b>	<b>135</b>	<b>7.9</b>	<b>6.4</b>	<b>0</b>	<b>28-LSU</b>	<b>44-LSU</b>

**CAREER HIGHS**

<b>Rushes</b>	13 at Kentucky, 10/28/17
<b>Rushing Yards</b>	73 at Kentucky, 10/28/17
<b>Long Rush</b>	30 vs. Indiana State, 9/9/17
<b>Touchdowns</b>	2 (2x), last vs. Indiana State, 9/9/17
<b>Receptions</b>	1 at Kentucky, 10/28/17
<b>Receiving Yards</b>	12 at Kentucky, 10/28/17

**GAME-BY-GAME**

2018 Opp.	U-A-T, Other	Rush-Yds-TD, Lg	Rec-Yds-TD, Lg
vs. W. Virginia	0-0-0		
ETSU	0-0-0		
UTEP	0-0-0		
Florida	0-0-0		
at Georgia	0-0-0		
at Auburn	0-0-0		
Alabama	0-0-0		
at S. Carolina	0-0-0	3-20-1, 14	0-0-0
Charlotte	0-0-0	1-10-0, 10	2-0-0, 0

2017 Opp.	Rush-Yds-TD, Lg	Rec-Yds-TD, Lg
vs. Georgia Tech	0-0-0	0-0-0
Indiana State	3-41-2, 30	0-0-0
at Florida	3-11-0, 7	0-0-0
UMass	2-6-0, 4	0-0-0
Georgia	3-16-0, 10	0-0-0
at Alabama	0-0-0	0-0-0
at Kentucky	13-73-0, 21	1-12-0, 12
Southern Miss	0-0-0	1-6-0, 6
at Missouri	3-31-0, 25	0-0-0
LSU	2-6-0, 4	0-0-0
Vanderbilt	2-31-0,17	0-0-0

**#31 MADRE LONDON**

6-1, 213, R-Sr., Little Rock, Ark.

**2018**

- Tied for second on team with three touchdowns
- Had 11 carries for a team-high 66 yards and a touchdown in the SEC opener against Florida (9/22)
- Had a season long 43-yard run against Florida (9/22)
- Rushed for a season-high 74 yards in Vols win over UTEP (9/15)
- Finished with 47 yards rushing and had two rushing touchdowns for the Vols in their win over ETSU (9/8)
- Had five carries for 12 yards in his debut as a Vol against West Virginia (9/1)

**NOTES**

- Majoring in Agricultural Leadership, Education & Communication (Graduate)
- Rushed for 924 yards and eight touchdowns on 230 carries (4.0 ypc) in three seasons at Michigan State.

>> Full profile on Media Guide Page 100-101

**CAREER STATS**

Rushing	GP/GS	No	Yds	Avg	Per/G	TD	Long
2015	11/6	119	500	4.2	45.5	3	62
2016	10/0	28	120	4.3	12.0	2	24
2017	11/2	83	304	3.7	26.1	3	50
2018	9/0	41	203	5.0	22.6	3	43-UF
<b>Totals</b>	<b>41/8</b>	<b>291</b>	<b>1127</b>	<b>3.8</b>	<b>27.5</b>	<b>11</b>	<b>62</b>

<b>Rushing Touchdowns</b>	2 (2x), last vs. ETSU, 9/8/18
<b>Receptions</b>	2 (2x), vs. Notre Dame, 9/23/17 at Michigan, 10/7/17
<b>Receiving Yards</b>	16 at Michigan, 10/7/17
<b>Receiving Touchdowns</b>	1 vs. Michigan, 10/7/17

**GAME-BY-GAME**

2018 Opp.	Rush-Yds-TD, Lg	Rec-Yds-TD, Lg	KO Returns
vs. WVU	5-13-0, 9	0-0-0	0-0-0
ETSU	8-59-2, 34	0-0-0	0-0-0
UTEP	9-74-0, 28	0-0-0	0-0-0
Florida	11-66-1, 43	0-0-0	0-0-0
at Georgia	3-6-0, 5	1-1-0, 1	0-0-0
at Auburn	1-0-0, 0	0-0-0	0-0-0
Alabama	2-(-5)-0, 0	0-0-0	0-0-0
at S. Carolina	0-0-0	0-0-0	0-0-0
Charlotte	2-3-0, 5	1-4-0, 4	0-0-0

**#33 JEREMY BANKS**

6-1, 211, Fr., Cordova, Tenn.

**2018**

- Tied for second on team with three touchdowns
- Led team with 11 carries and 24 rushing yards in win over Charlotte (11/3)
- Rushed for his third-career touchdown with a fourth-quarter score against Florida (9/22)
- Rushed for 45 yards in Vols win over UTEP (9/15)
- Recorded his first-career rushing touchdowns in home opener against ETSU (9/8), scoring twice
- Rushed for a career-high 62 yards in season opener over ETSU (9/8)
- One of eight true freshmen to make their collegiate debut in the season opener for the Vols against West Virginia (9/1), rushing five times for 11 yards

**NOTES**

- Majoring in University Exploratory
- >> Full profile on Media Guide Page 95

**CAREER STATS**

Rushing	GP/GS	No	Yds	Avg	Per/G	TD	Long	High Yd
2018	9/0	52	185	3.6	20.6	3	23-UTEP	62-ETSU
<b>Totals</b>	<b>9/0</b>	<b>52</b>	<b>185</b>	<b>3.6</b>	<b>20.6</b>	<b>3</b>	<b>23-UTEP</b>	<b>62-ETSU</b>

Receiving	GP/GS	No	Yds	Avg	Per/G	TD	Long	High Yd
2018	9/0	1	10	10.0	1.25	0	10-WVU	10-WVU
<b>Totals</b>	<b>9/0</b>	<b>1</b>	<b>10</b>	<b>10.0</b>	<b>1.25</b>	<b>0</b>	<b>10-WVU</b>	<b>10-WVU</b>

**CAREER HIGHS**

<b>Rushes</b>	13 vs. ETSU, 9/8/18
<b>Rushing Yards</b>	62 vs. ETSU, 9/8/18
<b>Rushing Touchdowns</b>	2 vs. ETSU, 9/8/18
<b>Long Rush</b>	23 vs. UTEP, 9/15/18
<b>Receptions</b>	1 vs. West Virginia, 9/1/18
<b>Receiving Yards</b>	10 vs. West Virginia, 9/1/18

**GAME-BY-GAME**

2018 Opp.	Rush-Yds-TD, Lg	Rec-Yds-TD, Lg	KO Returns
vs. WVU	5-11-0, 5	1-10-0, 10	0-0-0
ETSU	13-62-2, 15	0-0-0	0-0-0
UTEP	9-45-0, 23	0-0-0	0-0-0
Florida	8-25-1, 9	0-0-0	0-0-0
at Georgia	3-6-0, 5	0-0-0	0-0-0
at Auburn	0-0-0	0-0-0	0-0-0
Alabama	0-0-0	0-0-0	0-0-0
at S. Carolina	0-0-0	0-0-0	0-0-0
Charlotte	11-24-0, 9	0-0-0	0-0-0

**WIDE RECEIVERS**

**#1 MARQUEZ CALLAWAY**

6-2, 200, Jr., Warner Robins, Ga.

**CAREER**

- Member of 2017-18 VOLEaders Academy Class

**2018**

- Leads the team with 30 catches and is second with 402 receiving yards
- Recorded his first touchdown of the season with an 82-yard punt return against Charlotte (11/3)
- His punt return is tied for the 12th longest punt return in Tennessee history and was the longest since 2015
- Recorded a career-high nine receptions for 86 yards against South Carolina (10/27)
- Had two catches for 55 yards in win at No. 21 Auburn (10/13)
- Had two catches for 61 yards in SEC opener against UF (9/22)

- Had a career-long 51-yard reception vs. ETSU (9/8)
- Had five catches for 78 yards in home opener against ETSU (9/8)
- Had a career-best six receptions for 63 yards in season opener against West Virginia (9/1)

**NOTES**

- Majoring in Communication Studies
- Led Vols with five touchdowns in 2017
- Led UT's comeback victory over Georgia Tech in the 2017 season opener by catching four passes for 115 yards and two TDs in the win
- >> Full profile on Media Guide Page 62-63

**CAREER STATS**

Receiving	GP/GS	No	Yds	Avg	Per/G	TD	Long	High Yd
2016	6/0	1	13	13.0	2.2	0	13-TTU	13-TTU
2017	11/10	24	406	16.9	36.9	5	50-GT	115-GT
2018	9/9	20	402	13.4	44.7	0	51-ETSU	86-SC
<b>Totals</b>	<b>26/19</b>	<b>55</b>	<b>821</b>	<b>14.9</b>	<b>31.6</b>	<b>5</b>	<b>51-ETSU</b>	<b>115-GT</b>

Punt Return	GP/GS	No	Yds	Avg	Per/G	TD	Long	High Yd
2016	6/0	2	114	57.0	19.0	1	62-TTU	114-TTU
2017	11/10	13	109	8.4	9.9	0	36-ISU	53-ISU
2018	9/9	11	121	11.0	13.4	1	82-CHA	98-CHA
<b>Totals</b>	<b>26/19</b>	<b>26</b>	<b>344</b>	<b>13.2</b>	<b>13.2</b>	<b>2</b>	<b>82-CHA</b>	<b>114-TTU</b>

Kick Returns	GP/GS	No	Yds	Avg	Per/G	TD	Long	High Yd
2016	6/0	0	0	0.0	0.0	0	--	--
2017	11/10	6	49	8.2	4.5	0	13-ISU,UK	26-UK
2018	8/8	0	0	0.0	0.0	0	--	--
<b>Totals</b>	<b>26/19</b>	<b>6</b>	<b>49</b>	<b>8.2</b>	<b>2.0</b>	<b>0</b>	<b>13-ISU,UK</b>	<b>26-UK</b>

**CAREER HIGHS**

<b>Receptions</b>	9 at South Carolina, 10/27/18
<b>Receiving Yards</b>	115 vs. Georgia Tech, 9/4/17
<b>Receiving Touchdowns</b>	2 vs. Georgia Tech, 9/4/17
<b>Long Reception</b>	51 vs. ETSU, 9/8/18
<b>Punt Returns</b>	4 vs. Indiana State, 9/9/17
<b>Punt Return Total Yards</b>	114 vs. Tennessee Tech, 11/5/16
<b>Punt Return TDs</b>	1 (2x), vs. Charlotte, 11/3/18 vs. Tennessee Tech, 11/5/16
<b>Long Punt Return</b>	82 vs. Charlotte, 11/3/18
<b>Kick Returns</b>	3 at Kentucky, 10/28/17
<b>Kick Return Total Yards</b>	26 at Kentucky, 10/28/17
<b>Long Kick Return</b>	13 (2x) vs. Indiana State, 9/9/17 at Kentucky, 10/28/17
<b>All-Purpose Yards</b>	127 vs. Tennessee Tech, 11/5/16

**GAME-BY-GAME**

2018 Opp.	Rec-Yds-TD, Lg	Punt Returns (No.-Yds-TD, Lg)
vs. WVU	6-63-0, 20	1-6-0, 6
ETSU	5-78-0, 51	1-(-1)-0,
UTEP	1-8-0, 8	3-5-0
Florida	2-61-0, 36	1-6-0, 6
at Georgia	2-21-0, 13	0-0-0
at Auburn	2-55-0, 30	1-0-0, 0
Alabama	0-0-0	0-0-0
at S. Carolina	9-86-0, 16	1-7-0, 7
Charlotte	3-30-0, 20	3-98-1, 82

**2017 Opp.**

Rec-Yds-TD, Lg	Punt Returns (No.-Yds-TD, Lg)	
vs. Georgia Tech	4-115-2, 50	0-0-0
Indiana State	1-37-1, 37	4-53-0, 36
at Florida	3-46-0, 22	1-29-0, 29
UMass	0-0-0, 0	3-27-0, 12
Georgia	0-0-0	0-0-0
South Carolina	4-37-0, 16	1-10-0, 10
at Alabama	3-14-0, 9	0-0-0
at Kentucky	2-16-0, 11	2-(-2)-0, 2
Southern Miss	2-53-0, 42	0-0-0
at Missouri	DNP - Injury	
LSU	2-72-1, 46	2-(-8)-0
Vanderbilt	3-16-1, 11	0-0-0

**#7 BRANDON JOHNSON**

6-2, 189, Jr., Plantation, Fla.

**CAREER**

- PFF College SEC Offensive Team of the Week (9/19/18)

**2018**

- Had one catch for 27 yards against No. 1 Alabama (10/20)
- Finished with two catches for 17 yards in SEC opener against Florida (9/22)
- Led Vols with four catches for 51 yards in win over UTEP (9/15)
- Had two catches for 23 yards with a 22-yard reception being his longest in season opener vs. West Virginia (9/1)

**NOTES**

- Majoring in Communication Studies
- Father, Charles, played 12 years in Major League Baseball as a catcher for six teams, collecting four gold gloves, two all-star appearances and winning the 1997 World Series
- Tied for the team lead with 37 receptions in 2017
- >> Full profile on Media Guide Page 72-73

**CAREER STATS**

Receiving	GP/GS	No	Yds	Avg	Per/G	TD	Long	High Yd
2016	9/0	7	93	13.3	10.3	0	22-MU	64-TTU
2017	12/7	37	482	13.0	40.2	1	66-UMa	123-UMa
2018	9/2	14	132	9.4	14.7	0	29-UTEP	51-UTEP
<b>Totals</b>	<b>30/9</b>	<b>58</b>	<b>707</b>	<b>12.2</b>	<b>23.6</b>	<b>1</b>	<b>66-UMa</b>	<b>123-UMa</b>

**CAREER HIGHS**

<b>Receptions</b>	7 vs. UMass, 9/23/17
<b>Receiving Yards</b>	123 vs. UMass, 9/23/17
<b>Receiving Touchdowns</b>	1 vs. Indiana State, 9/9/17
<b>Long Reception</b>	66 vs. UMass, 9/23/17

**GAME-BY-GAME**

2018 Opp.	Rec-Yds-TD, Lg
vs. WVU	2-23-0, 22
ETSU	0-0-0, 0
UTEP	4-51-0, 29
Florida	2-17-0, 11
at Georgia	2-(-2)-0, 0
at Auburn	1-10-0, 10
Alabama	1-27-0, 27
at S. Carolina	1-3-0, 3
Charlotte	1-3-0, 3

**2017 Opp.**

Rec-Yds-TD, Lg	
vs. Georgia Tech	3-14-0, 7
Indiana State	4-50-1, 19
at Florida	4-18-0, 7
UMass	7-123-0, 66
Georgia	0-0-0
South Carolina	3-54-0, 39
at Alabama	1-6-0, 6
at Kentucky	3-40-0, 25
Southern Miss	0-0-0
at Missouri	3-45-0, 22
LSU	3-25-0, 15
Vanderbilt	6-107-1, 32

**#10 TYLER BYRD**

6-0, 200, Jr., Naples, Fla.

**2018**

- Hauled in his first catch of the season, a 20-yard touchdown reception against No. 1 Alabama (10/20)

**NOTES**

- Majoring in Communication Studies
- Made two catches for 21 yards and caught his first-career TD, which turned out to be the game-winner in victory over UMass (9/23/17)
- >> Full profile on Media Guide Page 61-62

**CAREER STATS**

Receiving	GP/GS	No	Yds	Avg	Per/G	TD	Long	High Yd
2016	13/0	15	209	13.9	16.1	0	44-UK	60-TAMU
2017	11/0	3	27	9.0	2.5	1	13-UMa	21-UMa
2018	9/0	1	20	20.0	2.2	1	20-UA	20-UA
<b>Totals</b>	<b>33/0</b>	<b>19</b>	<b>256</b>	<b>13.5</b>	<b>7.8</b>	<b>2</b>	<b>44-UK</b>	<b>60-TAMU</b>

Rushing	GP/GS	No	Yds	Avg	Per/G	TD	Long	High Yd
2016	13/0	8	63	7.9	4.8	0	22-MU	24-MU
2017	11/0	2	19	9.5	1.7	0	15-UMa	15-UMa
2018	9/0	0	0	0.0	0.0	0	--	--
<b>Totals</b>	<b>33/0</b>	<b>10</b>	<b>82</b>	<b>8.2</b>	<b>2.6</b>	<b>0</b>	<b>22-MU</b>	<b>24-MU</b>

Kick Return	GP/GS	No	Yds	Avg	Per/G	TD	Long	High Yd
2016	13/0	10	263	26.3	20.2	0	67-VU	99-VU
2017	11/0	1	8	8.0	0.9	0	8-MU	8-MU
2018	9/0	0	0	0.0	0.0	0	--	--
<b>Totals</b>	<b>33/0</b>	<b>11</b>	<b>271</b>	<b>24.6</b>	<b>8.7</b>	<b>0</b>	<b>67-VU</b>	<b>99-VU</b>

**CAREER HIGHS**

<b>Receptions</b>	3 vs. Florida, 9/24/16, at Texas A&M, 10/8/16
<b>Receiving Yards</b>	60 at Texas A&M, 10/8/16
<b>Receiving Touchdowns</b>	1, 2x last vs. Alabama, 10/20/18
<b>Long Reception</b>	44 vs. Kentucky, 11/12/16
<b>Rushing Attempts</b>	2 at Texas A&M, 10/8/16, vs. Missouri, 11/19/16
<b>Rushing Yards</b>	24 vs. Missouri, 11/19/16
<b>Long Rush</b>	22 vs. Missouri, 11/19/16
<b>Kick Return Total Yards</b>	99 at Vanderbilt, 11/26/16
<b>Long Kick Return</b>	67 at Vanderbilt, 11/26/16
<b>All-Purpose Yards</b>	99 at Vanderbilt, 11/26/16

**GAME-BY-GAME**

2018 Opp.	Rec-Yds-TD, Lg	Rushing (No.-Yds-TD, Lg)
vs. WVU	0-0-0	0-0-0
ETSU	0-0-0	0-0-0
UTEP	0-0-0	0-0-0
Florida	0-0-0	0-0-0
at Georgia	0-0-0	0-0-0
at Auburn	0-0-0	0-0-0
Alabama	1-20-1, 20	0-0-0
at S. Carolina	1-3-0, 0	0-0-0
Charlotte	0-0-0	0-0-0

2017 Opp.	Rec-Yds-TD, Lg	Rushing (No.-Yds-TD, Lg)
vs. Georgia Tech	0-0-0	0-0-0
at Florida	0-0-0	0-0-0
UMass	2-21-1, 13	1-15-0, 15
Georgia	0-0-0	0-0-0
South Carolina	0-0-0	0-0-0
at Alabama	0-0-0	0-0-0
at Kentucky	0-0-0	1-4-0, 4
Southern Miss	1-6-0, 6	0-0-0
at Missouri	0-0-0	0-0-0
LSU	0-0-0	0-0-0
Vanderbilt	0-0-0	0-0-0

2016 Opp.	Rec-Yards-TD, Lg
App State	0-0-0
vs. V Tech	0-0-0, 1-5-0 rushing
Ohio	2-15-0, 11
Florida	3-40-0, 15
at Georgia	1-4-0, 4
at Texas A&M	3-60-0, 43, 2-11-0 rushing
Alabama	1-1-0, 1-6-0 rushing, 1-25-0 KR
at S. Carolina	1-8-0 rushing
Tenn. Tech	2-37-0, 33, 1-31-0 KR
Kentucky	1-44-0, 44, 2-31-0 KR
Missouri	2-8-0, 10, 2-24-0, 22 rushing, 2-43-0, 24, KR
at Vanderbilt	0-0-0, 3-99-0, 67 KR
vs. Nebraska	0-0-0, 1-9-0 rushing, 1-34-0 KR

**#11 JORDAN MURPHY**

5-11, 177, So., Hattiesburg, Miss.

**2018**

- Made his first-career touchdown catch in home opener against ETSU (9/8), a 50-yard catch and run in the fourth quarter
- Career-high three catches and 75 yards receiving against ETSU (9/8)
- Had a catch for five yards in the season opener against West Virginia (9/1)

**NOTES**

- Majoring in University Exploratory
- >> Full profile on Media Guide Page 81-82

**CAREER STATS**

Receiving	GP/GS	No	Yds	Avg	Per/G	TD	Long	High Yd
2017	7/0	1	12	12.0	1.7	0	12-USM	12-USM
2018	7/0	6	95	15.8	13.6	1	50-ETSU	80-ETSU
<b>Totals</b>	<b>14/0</b>	<b>7</b>	<b>107</b>	<b>15.3</b>	<b>7.6</b>	<b>1</b>	<b>50-ETSU</b>	<b>80-ETSU</b>

**CAREER HIGHS**

Receptions	3 vs. ETSU, 9/8/18
Receiving Yards	75 vs. ETSU, 9/8/18
Long Reception	50 vs. ETSU, 9/8/18

**GAME-BY-GAME**

2018 Opp.	Rec-Yds-TD, Lg	Rushing (No.-Yds-TD, Lg)
vs. WVU	1-5-0, 5	0-0-0
ETSU	3-75-1, 50	0-0-0
UTEP	0-0-0	0-0-0
Florida	DNP	DNP
at Georgia	0-0-0	0-0-0
at Auburn	1-7-0, 7	0-0-0
Alabama	DNP	DNP
at S. Carolina	0-0-0	0-0-0
Charlotte	1-8-0, 0	0-0-0

2017 Opp.	Rec-Yds-TD, Lg	Rushing (No.-Yds-TD, Lg)
Indiana State	0-0-0,	0-0-0
Georgia	0-0-0	0-0-0
at Alabama	0-0-0	0-0-0
Southern Miss	1-12-0, 12	0-0-0
at Missouri	0-0-0	0-0-0
LSU	0-0-0	0-0-0
Vanderbilt	0-0-0	0-0-0

**#15 JAUAN JENNINGS**

6-3, 221, R-Jr., Murfreesboro, Tenn.

**CAREER HONORS**

- PFF College SEC Offensive Team of the Week (10/23/18)
- PFF College SEC Offensive Team of the Week (10/16/18)
- 2017 Preseason All-SEC Third Team (Coaches & Media)
- 2017 Athlon Preseason All-SEC Third Team

**2018**

- Tied for team lead with three receiving touchdowns
- Second on the team with 26 catches for 335 yards
- Had three catches for 26 yards and a touchdown at South Carolina (10/27)
- Recorded his first 100-yard receiving game of the year against No. Alabama, finishing with six catches for 102 yards (10/20)
- His 102 yards receiving was the most allowed by Alabama this season
- Had five catches for 71 yards and a touchdown in upset win at No. 21 Auburn (10/13)
- All five of his catches against the Tigers occurred on third down with four resulting in first downs
- Had two catches for 17 yards at No. 2 Georgia (9/29)
- Caught four passes for 60 yards, including a season-long 28-yard reception in the SEC opener against Florida (9/22)
- The 60-yards receiving against Florida (9/22) were his most since Nov. 26, 2016
- Started for the first time since the 2017 season opener against Georgia Tech in win over UTEP (9/15)
- Caught three passes for 22 yards and one touchdown in win against UTEP (9/15)
- Had one catch for eight yards in home opener against ETSU (9/8)
- Had two catches for 29 yards in season opener vs. West Virginia (9/1), his first game since last year's season opener vs. Georgia Tech

**NOTES**

- Majoring in Communication Studies
- Caught game-winning 43-yard Hail Mary touchdown with no time left to lift Vols to comeback win at Georgia on Oct. 1, 2016
- Had 67-yard TD and 111 receiving yards vs. Florida in 2016
- 2-for-4 passing in career with two TD passes (4-yard touchdown at Texas A&M in 2016 and 58-yard TD at UF in 2015)
- Sister, Alexis Jennings, is a redshirt junior on the South Carolina women's basketball team
- >> Full profile on Media Guide Page 70-71

**CAREER STATS**

Receiving	GP/GS	No	Yds	Avg	Per/G	TD	Long	High Yd
2015	11/6	14	149	10.6	13.5	0	30-BG	56-BG
2016	13/9	40	580	14.5	44.6	7	67-UF	111-UF
2017	1/1	3	17	5.7	17.0	0	7-GT	17-GT
2018	9/3	26	335	12.9	37.2	3	40-UA	102-AU
<b>Totals</b>	<b>33/19</b>	<b>83</b>	<b>1081</b>	<b>13.0</b>	<b>31.8</b>	<b>10</b>	<b>67-UF</b>	<b>111-UF</b>

Rushing	GP/GS	No	Yds	Avg	Per/G	TD	Long	High Yd
2015	11/6	7	15	2.1	1.4	0	12-WCU	13-WCU
2016	13/9	5	27	5.4	2.1	0	9-NEB	14-NEB
2017	1/1	0	0	0.0	0.0	0	--	--
2018	9/3	0	0	0.0	0.0	0	--	--
<b>Totals</b>	<b>34/19</b>	<b>12</b>	<b>42</b>	<b>3.5</b>	<b>1.7</b>	<b>0</b>	<b>12-WCU</b>	<b>14-NEB</b>

Passing	GP/GS	Com	Att	Pct.	TD	Int	Yds	Per/G	Long	High Yd
2015	11/6	1	2	50.0	1	0	58	5.3	58-UF	58-UF
2016	13/9	1	2	50.0	1	0	4	0.3	4-TAMU	4-TAMU
2017	1/1	0	0	.000	0	0	0	0.0	--	--
2018	9/3	0	0	.000	0	0	0	0.0	--	--
<b>Totals</b>	<b>34/19</b>	<b>2</b>	<b>4</b>	<b>50.0</b>	<b>2</b>	<b>0</b>	<b>62</b>	<b>2.5</b>	<b>58-UF</b>	<b>58-UF</b>

**CAREER HIGHS**

Receptions	6, 2x vs. Alabama (10/20/18) vs. Nebraska, 12/30/16
Receiving Yards	111 vs. Florida, 9/24/16
Receiving Touchdowns	2 vs. Missouri, 11/19/16
Rushes	2 vs. Western Carolina, 9/19/15, vs. Nebraska, 12/30/16
Rushing Yards	14 vs. Nebraska, 12/30/16
Pass Completions	1, at Florida, 9/26/15 & at Texas A&M, 10/8/16
Passing Yards	58 at Florida, 9/26/15
Passing Touchdowns	1 at Florida, 9/26/15 & at Texas A&M, 10/8/16
Interceptions (Defense)	1 vs. Kentucky, 11/12/16

**GAME-BY-GAME**

2018 Opp.	Rec-Yds-TD, Lg	Rush-Yds-TD, Lg	Passing
vs. West Virginia	2-29-0, 19	0-0-0	0-0-0
ETSU	1-8-0	0-0-0	0-0-0
UTEP	3-22-1, 14	0-0-0	0-0-0

Florida	4-60-0, 28	0-0-0	0-0-0
at Georgia	2-14-0, 12	0-0-0	0-0-0
at Auburn	5-71-1, 25	0-0-0	0-0-0
Alabama	6-102-0, 40	0-0-0	0-0-0
at S. Carolina	3-26-1, 16	0-0-0	0-0-0
Charlotte	0-0-0	0-0-0	0-0-0

2017 Opp.	Rec-Yds-TD, Lg	Rush-Yds-TD, Lg
vs. Georgia Tech	3-17-0, 7	0-0-0

2016 Opp.	Rec-Yds-TD, Lg	Rush-Yds-TD, Lg	Passing
App State	1-0-0	0-0-0	
vs. Virginia Tech	2-7-1, 5	0-0-0	
Ohio	3-24-0, 17	0-0-0	
Florida	3-111-1, 67	0-0-0	0-1-0
at Georgia	3-71-1, 43	0-0-0	
at Texas A&M	5-68-0, 20	0-0-0	1-1-4, TD
Alabama	3-20-0, 11	0-0-0	
at South Carolina	3-54-1, 25	0-0-0	
Tenn. Tech	2-5-1, 3	0-0-0	
Kentucky	1-19-0, 19	1-7-0, 7	DEF: 1 INT
Missouri	4-67-2, 49	1-4-0, 4	
at Vanderbilt	4-75-0, 28	1-2-0, 2	
vs. Nebraska	6-59-0, 15	2-14-0, 9	

2015 Opp.	Rec-Yds-TD, Lg	Rush-Yds-TD, Lg	Passing
vs. B. Green	3-56-0, 30	2-3-0, 4	
Oklahoma	1-5-0, 5	0-0-0	
W. Carolina	2-15-0, 12	2-13-0, 12	
at Florida	1-1-0, 1	0-0-0	1-1-58, TD
Arkansas	2-10-0, 6	0-0-0	0-1-0
Georgia	1-13-0, 13	2-1-0, 1	
at Alabama	0-0-0	0-0-0	
at Kentucky	1-11-0, 11	1- (-2)-0, -2	
So. Carolina	1-5-0, 5	0-0-0	
North Texas	1-26-0, 16	0-0-0	
at Missouri	DNP-INJ		
Vanderbilt	DNP-INJ		
Northwestern	1-7-0, 7	0-0-0	

**#84 JOSH PALMER**

6-2, 201, So., Brampton, Ontario (Canada)

**CAREER HONORS**

- Member of 2018-19 VOLEaders Academy Class

**2018**

- Leads the team with 414 receiving yards and is averaging a team-best 23 yards per catch
- Had a team-high four catches for 71 yard and a touchdown in win over Charlotte (11/3)
- Leads the team with nine-20-yard plus plays
- Had one catch for 30 yards against No. 1 Alabama (10/20)
- Had three catches for a career-high 84 yards in win at No. 21 Auburn (10/13)
- Hauled in a 37-yard pass from Jarrett Guarantano for his first-career touchdown catch at No. 2 Georgia (9/29)
- Had a career-long 53-yard reception and career-high 64 receiving yards in win over UTEP (9/15)
- Recorded his first-career rushing touchdown and had 51 yards receiving in home opener against ETSU (9/8)
- Had a career-high three receptions for 33 yards in the season opener against West Virginia (9/1)

**NOTES**

- Majoring in Business - Management
- >> Full profile on Media Guide Page 83-84

**CAREER STATS**

Receiving	GP/GS	No	Yds	Avg	Per/G	TD	Long	High Yd
2017	12/5	9	98	10.9	7.5	0	18-ISU	31-UK
2018	9/6	18	414	23.0	46.0	2	53-UTEP	84-AU
<b>Totals</b>	<b>21/11</b>	<b>27</b>	<b>512</b>	<b>19.0</b>	<b>24.4</b>	<b>2</b>	<b>53-UTEP</b>	<b>84-AU</b>

Rushing	GP/GS	No	Yds	Avg	Per/G	TD	Long	High Yd
2017	12/5	1	6	6.0	0.5	0	6-USC	6-USC
2018	9/6	5	27	5.4	3.0	1	20-ETSU	20-ETSU
<b>Totals</b>	<b>21/11</b>	<b>6</b>	<b>33</b>	<b>5.5</b>	<b>1.6</b>	<b>1</b>	<b>20-ETSU</b>	<b>20-ETSU</b>

**CAREER HIGHS**

Receptions	4 vs. UTEP, 9/15/18
Receiving Yards	84 at Auburn, 10/13/18
Long Reception	51 vs. ETSU, 9/8/18
Receiving Touchdowns	1 at Georgia, 9/29/18
Rushes	1 (2x) last, vs. vs. ETSU, 9/8/18
Rushing Yards	20 vs. ETSU, 9/8/18
Rushing Touchdowns	1 vs. ETSU, 9/8/18
Long Rush	20 vs. ETSU, 9/8/18



**GAME-BY-GAME**

2018 Opp.	Rec-Yds-TD, Lg	Rushing (No.-Yds-TD, Lg)
vs. WVU	1-33-0, 16	1-7-0, 7
ETSU	1-51-0, 51	1-20-1, 20
UTEP	2-64-0, 53	0-0-0
Florida	1-15-0, 15	0-0-0
at Georgia	1-34-1, 37	2-4-0, 3
at Auburn	3-84-0, 42	0-0-0
Alabama	1-30-0, 30	0-0-0
at S. Carolina	2-29-0, 20	0-0-0
Charlotte	4-71-1, 45	1-(-4)-0

2017 Opp.	Rec-Yds-TD, Lg	Rushing (No.-Yds-TD, Lg)
vs. Georgia Tech	1-7-0, 7	0-0-0
Indiana State	1-18-0, 18	0-0-0
at Florida	1-11-0, 11	0-0-0
UMass	1-6-0, 6	0-0-0
Georgia	1-9-0, 9	0-0-0
South Carolina	0-0-0, 0	1-6-0, 6
at Alabama	0-0-0	0-0-0
at Kentucky	2-31-0, 16	0-0-0
Southern Miss	1-11-0, 11	0-0-0
at Missouri	1-5-0, 5	0-0-0
LSU	0-0-0	0-0-0
Vanderbilt	0-0-0	0-0-0

**TIGHT ENDS**

**#4 DOMINICK WOOD-ANDERSON**

6-4, 257, Jr., Spring Valley, Calif.

**2018**

- Set career highs with three catches for 53 yards in win over Charlotte (11/13)
- Also caught a career-long 33 yard pass vs. the 49ers
- Caught two passes for 17 yards against No. 2 Georgia (9/29)
- Had two catches for 21 yards in win over UTEP (9/15)
- Had one reception for 12 yards in the home opener against ETSU (9/8)
- Started his first-career game and became one of nine new Vols to play in their first game for Tennessee in season opener vs. West Virginia (9/1)
- Recorded his first-career touchdown for the Vols in the season opener on 4th-and-goal play (9/1)

**NOTES**

- Majoring in Communication Studies
  - Played quarterback in high school
- >> Full profile on Media Guide Page 104

**CAREER STATS**

Receiving	GP/GS	No	Yds	Avg	Per/G	TD	Long	High Yd
2018	8/7	10	108	10.8	13.5	1	33-CHA	53-CHA
<b>Totals</b>	<b>8/7</b>	<b>10</b>	<b>108</b>	<b>10.8</b>	<b>13.5</b>	<b>1</b>	<b>33-CHA</b>	<b>53-CHA</b>

**CAREER HIGHS**

<b>Receptions</b>	3 vs. Charlotte, 11/3/18
<b>Receiving Yards</b>	53 vs. Charlotte, 11/3/18
<b>Long Reception</b>	33 Charlotte, 11/3/18
<b>Receiving Touchdowns</b>	1, vs. West Virginia, 9/1/18

**GAME-BY-GAME**

2017 Opp.	Rec-Yds-TD, Lg
vs. West Virginia	1-1-1, 1
ETSU	1-12-0, 12
UTEP	2-21-0, 11
Florida	0-0-0, 0
at Georgia	2-17-0, 10
at Auburn	1-4-0, 4
Alabama	DNP
at South Carolina	0-0-0
Charlotte	3-53-0, 33

**#80 ELI WOLF**

6-4, 236, R-Jr., Minster, Ohio

**CAREER HONORS**

- Received a scholarship during fall practice in 2017
- Named the Harvey Robinson Award recipient as the most improved offensive player during spring practice

**2018**

- Caught the first touchdown pass of his career at South Carolina (10/27)
- Recorded his first catch of the season on the road at Auburn (10/13), a third-down conversion for 12 yards
- Made first start of the season in SEC opener vs. Florida (9/22)
- Has seen action at both tight end and fullback this season

- Played tight end and fullback in the season opener against West Virginia (9/1)

**NOTES**

- Majoring in Business - Supply Chain Management
  - Older brother, Ethan, was a four-year starter at tight end at Tennessee (2014-17) who spent time with the Tennessee Titans during training camp this summer
- >> Full profile on Media Guide Page 93

**CAREER STATS**

Receiving	GP/GS	No	Yds	Avg	Per/G	TD	Long	High Yd
2015	DNP - Redshirt							
2016	6/0	1	8	8.0	1.3	0	8-TTU	8-TTU
2017	9/1	3	48	16.0	5.3	0	19-MU	19-MU
2018	9/5	4	22	5.5	2.4	1	12-AU	12-AU
<b>Totals</b>	<b>24/6</b>	<b>8</b>	<b>78</b>	<b>9.8</b>	<b>3.3</b>	<b>1</b>	<b>19-MU</b>	<b>19-MU</b>

**CAREER HIGHS**

<b>Receptions</b>	1 (6x), last at South Carolina, 10/27/18
<b>Receiving Yards</b>	19 at Missouri, 11/11/17
<b>Long Reception</b>	19 at Missouri, 11/11/17
<b>Receiving Touchdowns</b>	1 at South Carolina, 10/27/18

**GAME-BY-GAME**

2018 Opp.	Rec-Yds-TD, Lg
vs. WVU	0-0-0
ETSU	0-0-0
UTEP	0-0-0
Florida	0-0-0
at Georgia	0-0-0
at Auburn	1-12-0, 12
Alabama	1-2-0, 2
at S. Carolina	1-5-1, 5
Charlotte	1-3-0, 3

**2017 Opp.**

2017 Opp.	Rec-Yds-TD, Lg
vs. Georgia Tech	0-0-0
Indiana State	1-17-0, 17
South Carolina	0-0-0
at Alabama	0-0-0
at Kentucky	0-0-0
Southern Miss	1-12-0, 12
at Missouri	1-19-0, 19
LSU	0-0-0
Vanderbilt	0-0-0

**#81 AUSTIN POPE**

6-4, 240, R-So., Knoxville, Tenn.

**2018**

- Caught a career-long 51-yard pass in SEC opener against Florida (9/22)
- Started for the first time this season in win over UTEP (9/15)
- Played tight end and fullback in the home opener against ETSU (9/8)

**NOTES**

- Majoring in Communication Studies
  - Backup who saw playing time as a second tight end and finished with two receptions for nine yards in 2017
  - Made first-career start in loss at Kentucky (10/28/17)
  - Made first-career catch in loss at No. 24 Florida (9/16/17)
- >> Full profile on Media Guide Page 85

**CAREER STATS**

Receiving	GP/GS	No	Yds	Avg	Per/G	TD	Long	High Yd
2016	DNP - Redshirt							
2017	9/1	2	9	4.5	1.0	0	10-UF	10-UF
2018	9/1	1	55	55.0	13.8	0	55-UF	55-UF
<b>Totals</b>	<b>18/2</b>	<b>3</b>	<b>64</b>	<b>21.3</b>	<b>4.9</b>	<b>0</b>	<b>55-UF</b>	<b>55-UF</b>

**CAREER HIGHS**

<b>Receptions</b>	1 (3x), vs. Florida, 9/22/18 at Florida, 9/16/17 vs. UMass, 9/23/17
<b>Receiving Yards</b>	55 vs. Florida, 9/22/18
<b>Long Reception</b>	55 vs. Florida, 9/22/18

**GAME-BY-GAME**

2018 Opp.	Rec-Yds-TD, Lg
West Virginia	0-0-0
ETSU	0-0-0
UTEP	0-0-0
Florida	1-55-0, 55
at Georgia	0-0-0
at Auburn	0-0-0
Alabama	0-0-0
at S. Carolina	0-0-0
Charlotte	0-0-0

**2017 Opp.**

2017 Opp.	Rec-Yds-TD, Lg
Indiana State	0-0-0
at Florida	1-10-0, 10
UMass	1-(-1)-0, 0
Georgia	0-0-0
South Carolina	0-0-0
at Alabama	0-0-0
at Kentucky	0-0-0
Southern Miss	0-0-0
at Missouri	0-0-0

**OFFENSIVE LINEMEN**

**#51 DREW RICHMOND**

6-5, 316, R-Jr., Memphis, Tenn.

**2018**

- Has started all nine games this season at right tackle
- Has made 22 career starts on the offensive line

**NOTES**

- Majoring in Communications Studies
- >> Full profile on Media Guide Page 86

**CAREER STATS**

Games Played/Started: 2016: 9/6; 2017: 7/7; 2018: 9/9  
Career: 26/22

**#55 BRANDON KENNEDY**

6-3, 301, R-Jr., Wetumpka, Ala.

**2018**

- Suffered a season-ending knee injury in practice after starting the season opener at center vs. West Virginia (9/1)
- One of nine new Vols to play in their first game in the season opener

**NOTES**

- Majoring in Sport Psychology & Motor Behavior (Graduate)
- >> Full profile on Media Guide Page 99

**CAREER STATS**

Games Played/Started: 2016: 7/0; 2017: 3/0; 2018: 1/1  
Career: 10/0 - Alabama 1/1 - Tennessee

**#56 RILEY LOCKLEAR**

6-4, 293, So., Huntington, W. Va.

**2018**

- Returned from injury to play vs. No. 1 Alabama (10/20)
- Saw action at guard in SEC opener against Florida (9/22)
- Has seen action at guard in wins over ETSU (9/8) and UTEP (9/15)

**NOTES**

- Majoring in Kinesiology
- >> Full profile on Media Guide Page 79

**CAREER STATS**

Games Played/Started: 2017: 5/1; 2018: 5/0  
Career: 10/1

**#57 NATHAN NIEHAUS**

6-6, 287, R-So., Cincinnati, Ohio

**2018**

- Made fourth straight start against Charlotte (11/3)
- Made second straight start in loss to No. 1 Alabama (10/21)
- Made his first-career start in road win at No. 21 Auburn (10/13)
- Has seen action in six games this season

**NOTES**

- Majoring in Sociology
- >> Full profile on Media Guide Page 82

**CAREER STATS**

Games Played/Started: 2018: 8/4  
Career: 8/4

**#58 JAHMIR JOHNSON**

6-5, 285, R-So., Philadelphia, Pa.

**2018**

- Has started at left guard in eight games this season
- Got his first-career start for the Vols in the season opener against West Virginia (9/1), starting at left guard

**NOTES**

- Majoring in Communication Studies
  - One of three Arizona Western transfers to play in the season opener the Vols
- >> Full profile on Media Guide Page 99

**CAREER STATS**

Games Played/Started: 2018: 8/8  
Career: 8/8

**#68 MARCUS TATUM**

6-6, 293, Jr., Ormond Beach, Fla.

**2018**

- Has started back-to-back games at left tackle
- Got his first start at left tackle in road game at South Carolina (10/27)
- Also seen action as a reserve in seven games this season

**NOTES**

- Majoring in Recreation & Sport Management
- >> Full profile on Media Guide Page 89

**CAREER STATS**

Games Played/Started: 2016: 2/0; 2017: 4/3, 2018: 9/2  
Career: 15/5

**#70 RYAN JOHNSON**

6-6, 302, R-So., Brentwood, Tenn.

**2018**

- Has made 13 straight starts dating back to last year
- Has started at center since Week 2 against ETSU (9/8)
- Started the season opener against West Virginia at right guard (9/1)

**NOTES**

- Majoring in Civil Engineering and is expected to graduate in two-and-a-half years this December
  - Interested in a career in home building when he is done with football
  - Hobbies include playing guitar
  - Versatile offensive lineman who started final four games of 2017 at three different positions (C, LG, RG)
- >> Full profile on Media Guide Page 74

**CAREER STATS**

Games Played/Started: 2017: 12/4; 2018: 9/9  
Career: 20/13

**#73 TREY SMITH**

6-6, 320, So., Jackson, Tenn.

**CAREER HONORS**

- Member of 2017-18 VOLEaders Academy Class
- 2018 Outland Trophy Watch List
- 2018 Preseason All-SEC First Team (Media & Coaches)
- Ranked No. 59 among Sports Illustrated's Top 100 College Football Players for 2018
- 2017 FWAA Freshman All-American
- 2017 247Sports True Freshman All-American
- 2017 Freshman All-SEC Team
- 2017 All-SEC Second Team (AP & Coaches)

**2018**

- Out indefinitely after physicians discovered blood clots in his lungs on the Wednesday prior to the South Carolina game on Oct. 27
- Had started all seven games at left tackle this season and all 19 games during his UT career prior to being ruled out
- Started the season opener vs. West Virginia at left tackle (9/1)

**NOTES**

- Majoring in Recreation & Sport Management
  - Missed spring practice after blood clots in his lungs were discovered, but he was cleared for practice this fall following treatment and cleared for full contact in late August
  - Has started all 17 games of his Tennessee career and has logged action at both tackle spots and both guard spots at UT
  - Became first true freshman to start at left tackle in over 30 years when he protected the blind side against Southern Miss (11/4/17)
  - Led the Vols with 55 knockdowns in 2017 and finished as the SEC's top-rated freshman player (80.6 grade) according to PFF College
- >> Full profile on Media Guide Page 88-89

**CAREER STATS**

Games Played/Started: 2017: 12/12; 2018: 7/7  
Career: 19/19

**#74 K'ROJHN CALBERT**

6-5, 327, R-Fr., McMinnville, Tenn.

**2018**

- Has seen action in seven games for the Vols this season
- Saw action in the SEC opener against Florida (9/22)
- Made Tennessee debut in home opener vs. ETSU (9/8)

**NOTES**

- Majoring in History
  - Consensus 3-start prospect coming out of high school
- >> Full profile on Media Guide Page 62

**CAREER STATS**

Games Played/Started: 2018: 7/0  
Career: 7/0

**#75 JEROME CARVIN**

6-5, 303, Fr., Cordova, Tenn.

**2018**

- Has started five games at guard
- Made his first-career start at right guard in the home opener against ETSU (9/8)
- One of eight true freshmen to make their collegiate debut in the season opener against West Virginia (9/1)

**NOTES**

- Majoring in Recreation & Sport Management
  - ESPN: 3-star (No. 28 OG prospect, No. 19 prospect in Tennessee)
  - 247 Sports: 3-star (No. 27 OT prospect, No. 13 prospect in Tennessee)
  - Rivals: 4-star (No. 17 OT prospect, No. 8 prospect in Tennessee)
- >> Full profile on Media Guide Page 95

**CAREER STATS**

Games Played/Started: 2018: 9/5  
Career: 9/5

**#76 CHANCE HALL**

6-5, 328, R-Jr., Roanoke, Va.

**CAREER HONORS**

- 2015 SEC Academic Honor Roll
- 2015 Sporting News Freshman All-American
- 2015 247Sports Freshman All-American
- 2015 Scout.com Second Team Freshman All-American
- 2015 All-SEC Freshman Team

**2018**

- Has seen action in six games this season for the Vols
- Season opener vs. West Virginia was his first game back on the field since the 2016 season

**NOTES**

- Majoring in Business - Finance
- > Full profile on Media Guide Page 69

**CAREER STATS**

Games Played/Started: 2015: 10/7; 2016: 6/6; 2018: 6/0  
Career: 22/13

**DEFENSIVE LINEMEN**

**#2 SHY TUTTLE**

6-2, 300, Sr., Midway, N.C.

**2018**

- Notched four tackles against Charlotte on Nov. 3
- Had his first-career interception and blocked a PAT while recording two tackles at South Carolina (10/27)
- Tallied two tackles vs. No. 1 Alabama on Oct. 20
- Made four tackles, including half a tackle for loss at No. 21 Auburn (10/13)
- Logged three tackles at No. 2 Georgia (9/29)
- Tied for third on the team in tackles vs. Florida, collecting four (9/22)
- Tied a career-high with five tackles and made the first sack of his career while starting at NT for the Vols vs. West Virginia (9/1)

**NOTES**

- Senior majoring in communication studies
- >> Full profile on Media Guide Page 91

**CAREER STATS**

Defense	GP/GS	UT	AT	TT	Sack	TFL	FF	FR	QBH	PD	Int	High Tk
2015	6/0	3	7	10	0-0	0-0	0	1	0	0	0-0	5-Ark
2016	7/1	3	6	9	0-0	1-1	0	1	2	2	0-0	2-3x
2017	10/3	9	18	27	0-0	2-5-7	0	1	0	0	0-0	5-SM/LSU
2018	9/9	11	13	24	1-3	1-5-4	0	0	1	0	1-0	5-WVU
<b>Totals</b>	<b>32/13</b>	<b>26</b>	<b>4</b>	<b>70</b>	<b>1-3</b>	<b>5-12</b>	<b>0</b>	<b>3</b>	<b>3</b>	<b>2</b>	<b>1-0</b>	<b>5-4x</b>

**CAREER HIGHS**

<b>Tackles</b>	5 (3x), vs. West Virginia, 9/1/18, vs. LSU, 11/18/17, vs. Southern Miss, 11/4/17, vs. Arkansas, 10/3/15
<b>Tackles For Loss</b>	1.5 vs. Southern Miss, 11/4/17
<b>Sacks</b>	1 vs. West Virginia, 9/1/18
<b>Interceptions</b>	1 at South Carolina, 10/28/18
<b>Fumble Recovery</b>	1 (3x), vs. Western Carolina, 9/19/15, vs. Virginia Tech, 9/10/16, at Kentucky 10/28/17
<b>Blocked Kick</b>	1 vs. Arkansas, 10/3/15
<b>Blocked PAT</b>	1 at South Carolina, 10/28/18

**CAREER GAME-BY-GAME**

2015 Opp.	U-A-T, Other	2015 Opp.	U-A-T, Other
vs. B. Green	0-0-0	at Kentucky	DNP-INJ
Oklahoma	0-0-0, qh	So. Carolina	DNP-INJ
W. Carolina	0-1-1, fr	No. Texas	DNP-INJ
at Florida	1-1-2	at Missouri	DNP-INJ
Arkansas	1-4-5	Vanderbilt	DNP-INJ
Georgia	1-1-2	vs. Northwestern	DNP-INJ
at Alabama	DNP-INJ		
2016 Opp.	U-A-T, Other	2017 Opp.	U-A-T, Other
App State	DNP	Georgia Tech	DNP
vs. V. Tech	0-2-2, 1-0 fr, 1 pbu	Indiana State	0-0-0
Ohio	0-1-1	at Florida	0-3-3, 0.5-2 tfl
Florida	0-0-0	UMass	DNP
at Georgia	0-1-1	Georgia	2-0-2
at Texas A&M	1-1-2	South Carolina	1-3-4, 0.5-1 tfl
Alabama	1-1-2, 1 pbu	at Alabama	0-3-3
at S. Carolina	1-0-1, 1-1 tfl	at Kentucky	1-1-2, 1 fr
		Southern Miss.	3-2-5, 1.5-4 tfl
		at Missouri	1-0-1
		LSU	0-5-5
		Vanderbilt	1-1-2
2018 Opp.	U-A-T, Other		
vs. West Virginia	3-2-5, 1-3 s, 1-3 tfl		
ETSU	0-0-0		
UTEP	0-0-0		
Florida	3-1-4, 1 qbh		
at Georgia	1-2-3		
at Auburn	2-2-4, 0.5-1 tfl		
Alabama	0-2-2		
at S. Carolina	1-1-2, 1-0 int, 1 blk pat		
Charlotte	1-3-4		

**#5 KYLE PHILLIPS**

6-4, 273, Sr., Nashville, Tenn.

**CAREER HONORS**

- SEC Defensive Lineman of the Week (10/15/18)
- Inducted into Omicron Delta Kappa (ODK) National Leadership Honor Society
- Named to 2018 Wuerffel Trophy Watch List
- Member of 2016-17 VOLEaders Academy Class
- 2017 SEC Academic Honor Roll
- 2016 SEC Academic Honor Roll
- 2015 SEC Academic Honor Roll

**2018**

- Made four solo tackles, including a sack for a loss of nine yards en route to tying his career high TFLs total with two vs. Charlotte (11/3)
- Recorded six tackles, including a sack and 1.5 tackles for loss at South Carolina (10/27)
- Returned the first interception of his career for a 27-yard touchdown, picking off Alabama's Jalen Hurts (10/20)
- Forced the first fumble of his career that resulted in a UT touchdown while logging a career-high nine tackles at No. 21 Auburn (10/13)
- Made seven tackles at No. 2 Georgia
- Recovered the first fumble of his career vs. Florida and returned it four yards (9/22)
- Tallied a season-high three tackles vs. UTEP (9/15)
- Broke up a pass and recorded one tackle vs. ETSU in the home opener (9/8)
- Started the season opener against West Virginia at defensive end where he recorded two tackles and hurried the quarterback a career-high two times (9/1)

**NOTES**

- Graduated with a bachelor's degree in sport management in three years and is pursuing a master's in sport management/business
  - Mother, Teresa Phillips, is the Director of Athletics at Tennessee State University in Nashville
- >> Full profile on Media Guide Page 84-85

**CAREER STATS**

Defense	GP/GS	UT	AT	TT	Sack	TFL	FF	FR	QBH	PD	Int	High Tk
2015	6/0	4	4	8	1-2	1.5-3	0	0	0	0	0-0	3-2x
2016	11/1	9	6	15	0-0	2-2	0	0	0	2	0-0	5-SC
2017	12/7	17	18	35	2-13	4.5-20	0	0	2	2	0-0	6-AL
2018	9/9	18	19	37	3-28	5-35	1	1	4	3	1-27	9-AU
<b>Totals</b>	<b>38/17</b>	<b>48</b>	<b>47</b>	<b>95</b>	<b>6-43</b>	<b>13-60</b>	<b>1</b>	<b>1</b>	<b>6</b>	<b>7</b>	<b>1-27</b>	<b>9-AU</b>

**CAREER HIGHS**

<b>Tackles</b>	9 at Auburn, 10/13/18
<b>Tackles for Loss</b>	2 (2x), vs. Charlotte, 11/3/2018; vs. Southern Miss, 11/4/17
<b>Sacks</b>	2 vs. Southern Miss, 11/4/17
<b>Passes Defended</b>	2 (2x), vs. Charlotte, 11/3/2018; vs. Kentucky, 11/12/16
<b>Interceptions</b>	1 (27-yard TD) vs. Alabama, 10/20/18

**GAME-BY-GAME**

2015 Opp.	U-A-T, Other	2016 Opp.	U-A-T, Other
vs. B. Green	0-0-0	App State	DNP
Oklahoma	DNP	vs. V Tech	1-0-1
W. Carolina	1-2-3	Ohio	0-0-0
at Florida	2-1-3	Florida	1-0-1
Arkansas	0-0-0	at Georgia	DNP
Georgia	DNP	at Texas A&M	0-0-0
at Alabama	DNP	Alabama	0-0-0
at Kentucky	1-0-1	at S. Carolina	3-2-5, 1-1 tfl
So. Carolina	0-1-1, 0.5-1 tfl	Tenn. Tech	0-0-0
No. Texas	DNP-INJ	Kentucky	0-2-2, 2 pbu
at Missouri	DNP-INJ	Missouri	3-1-4
Vanderbilt	DNP-INJ	at Vanderbilt	1-1-2, 1-1 tfl
Northwestern	DNP-INJ	vs. Nebraska	0-0-0

2017 Opp.	U-A-T, Other	2018 Opp.	U-A-T, Other
vs. Georgia Tech	1-1-2	vs. West Virginia	1-1-2, 2 qbh
Indiana State	0-2-2, 1-1 tfl	ETSU	0-1-1, 1 pbu
at Florida	0-1-1, 1 qb, 1 pbu	UTEP	2-1-3
UMass	1-2-3, 1-6 tfl	Florida	3-0-3, 1 ff, 1-7 s
Georgia	0-1-1	at Georgia	3-4-7
South Carolina	1-2-3, 0.5-0 tfl	at Auburn	3-6-9, 5-8 s, 5-8 tfl, 1 ff
at Alabama	2-4-6	at Alabama	0-2-2, 1-27-1 int, 1 qbh
at Kentucky	3-1-4	at SC	2-4-6, -5-4 s, 1.5-8 tfl, 1 qbh
S. Miss	3-2-5, 2-13 tfl, 2 s, 1 qbh	Charlotte	4-0-0, 1-9 s, 2-12 tfl, 2 pbu
at Missouri	4-0-4		
LSU	1-2-3		
Vanderbilt	1-0-1, 2 QBH		

**#93 EMMIT GOODEN**

6-3, 306, Jr., Brownsville, Tenn.

**2018**

- Totaled three tackles and a tackle for loss vs. Charlotte (11/3)
- Had five tackles, including a TFL vs. No. 1 Alabama (10/20)
- Made two tackles, including a tackle for loss, vs. UTEP (9/15)
- Led UT vs. ETSU with a career-high eight tackles, three TFLs and one sack for six yards (9/8)
- Made his first appearance for Tennessee vs. West Virginia, recording two tackles in the outing (9/1)

**NOTES**

- Starred in the hit Netflix series "Last Chance U" as a member of Independence Community College in 2017
  - ESPN: 4-star (No. 37 overall JUCO prospect, No. 9 DE)
  - 2017 Stats: 81 tackles, 6.5 TFL, one sack
  - Helped Independence C.C. finish the 2017 season ranked No. 5 nationally after finishing the year with a 9-2 overall record
  - Junior majoring in sports management
- >> Full profile on Media Guide Page 98

**CAREER STATS**

Defense	GP/GS	UT	AT	TT	Sack	TFL	FF	FR	QBH	PD	Int	High Tk
2018	9/0	11	12	23	1-6	6-12	0	0	0	0	0-0	8-ETSU
<b>Totals</b>	<b>9/0</b>	<b>11</b>	<b>21</b>	<b>23</b>	<b>1-6</b>	<b>6-12</b>	<b>0</b>	<b>0</b>	<b>0</b>	<b>0</b>	<b>0-0</b>	<b>8-ETSU</b>

**CAREER HIGHS**

<b>Tackles</b>	8 vs. ETSU, 9/8/18
<b>Sacks</b>	1 vs. ETSU, 9/8/18
<b>Tackles for Loss</b>	3 vs. ETSU, 9/8/18

**GAME-BY-GAME**

2018 Opp.	U-A-T, Other
vs. West Virginia	1-1-2
ETSU	3-5-8, 1-6 s, 3-8 tfl
UTEP	1-1-2, 1-1 tfl
Florida	1-1-2
at Georgia	0-0-0
at Auburn	1-0-1
Alabama	2-3-5, 1-2 tfl
at South Carolina	0-0-0
Charlotte	2-1-3, 1-1 tfl

**#94 MATTHEW BUTLER**

6-4, 276, So., Raleigh, N.C.

**CAREER HONORS**

- Member of 2018-19 Voleaders Academy Class
- 2017-18 First-Year SEC Academic Honor Roll

**2018**

- Notched two tackles, including his first TFL of the season vs. No. 1 Alabama (10/20)
- Recorded a career-high four tackles vs. Florida (9/22)
- Made his first appearance of the 2018 season vs. ETSU (9/8)

**NOTES**

- Tallied a career-high two tackles at Mizzou (11/11/17)
  - Made his first tackle, a three-yard TFL, as a Vol in his first collegiate appearance on Sept. 9, 2017 vs. Indiana State
  - Sophomore majoring in political science
- >> Full profile on Media Guide Page 60-61

**CAREER STATS**

Defense	GP/GS	UT	AT	TT	Sack	TFL	FF	FR	PD	Int	High Tk
2017	8/0	2	2	4	0	0.5-2	0	0	0	0	2-MIZ
2018	6/0	1	6	7	0	0.5-1	0	0	0	0	4-UF
<b>Totals</b>	<b>14/0</b>	<b>3</b>	<b>8</b>	<b>11</b>	<b>0</b>	<b>1-3</b>	<b>0</b>	<b>0</b>	<b>0</b>	<b>0</b>	<b>4-UF</b>

**CAREER HIGHS**

<b>Tackles</b>	4 vs. Florida, 9/22/18
<b>Tackles for a loss</b>	1.0 vs. Indiana State, 9/9/17

**GAME-BY-GAME**

2017 Opp.	U-A-T, Other	2018 Opp.	U-A-T, Other
Indiana State	1-0-1, 0.5-2 tfl	vs. West Virginia	DNP
Georgia	1-0-1	ETSU	0-1-1
South Carolina	0-0-0	UTEP	0-0-0
at Alabama	0-0-0	Florida	1-3-4
Southern Miss.	0-0-0	at Georgia	0-0-0
at Missouri	1-1-2	at Auburn	0-0-0
LSU	0-0-0	Alabama	0-2-2, 0.5-1 tfl
Vanderbilt	0-0-0	at S. Carolina	DNP
		Charlotte	DNP

**#97 PAUL BAIN**

6-2, 292, R-Sr., Powder Springs, Ga.

**CAREER HONORS**

- Nominee for 2018 Bursworth Trophy

**2018**

- Recorded a career-high three tackles at No. 21 Auburn (10/13)
- Made two tackles vs. Florida, tying a career high (9/22)
- Made two solo tackles including a TFL vs. UTEP (9/15)
- Recovered the first fumble of his career in Tennessee's season opener vs. West Virginia (9/1)

**NOTES**

- Former walk-on who earned a scholarship this season
  - Blocked a game-winning field goal attempt against Georgia Tech as time expired in UT's 2017 season-opening win in the Chick-fil-A Kickoff Game (9/4/17)
  - Redshirt senior majoring in communication studies
- >> Full profile on Media Guide Page 55-56

**CAREER STATS**

Defense	GP/GS	UT	AT	TT	Sack	TFL	FF	FR	QBH	Int	High Tk
2016	2/0	1	1	2	0-0	0.5-2	0	0	1	0	2-TTU
2017	3/0	0	0	0	0-0	0-0	0	0	0	0	--
2018	9/0	5	3	8	0-0	1-3	0	1	0	0	3-AU
<b>Totals</b>	<b>14/0</b>	<b>6</b>	<b>4</b>	<b>10</b>	<b>0-0</b>	<b>1.5-5</b>	<b>0</b>	<b>1</b>	<b>1</b>	<b>0</b>	<b>3-AU</b>

**CAREER HIGHS**

<b>Tackles</b>	3 at Auburn, 10/13/18
<b>Tackles for Loss</b>	1 vs. UTEP, 9/15/18
<b>Quarterback Hurries</b>	1 vs. Tennessee Tech, 11/5/16
<b>Blocked FGs</b>	1 vs. Georgia Tech, 9/4/17
<b>Fumbles Recovered</b>	1 vs. West Virginia, 9/1/18

**GAME-BY-GAME**

2017 Opp.	U-A-T, Other	2018 Opp.	U-A-T, Other
vs. Georgia Tech	0-0-0, FG Block	vs. West Virginia	0-0-0, 1 fr
South Carolina	0-0-0	ETSU	0-0-0
at Alabama	0-0-0	UTEP	2-0-2, 1-3 tfl
		Florida	1-1-2
		at Georgia	0-0-0
		at Auburn	1-2-3
		Alabama	0-0-0
		at S. Carolina	1-0-1
		Charlotte	0-0-0

**#98 ALEXIS JOHNSON, JR.**

6-3, 314, R-Sr., Atlanta, Ga.

**2018**

- Made three tackles vs. Charlotte on Nov. 3
- Recorded three tackles, including a four-yard sack at South Carolina (10/27)
- Logged six tackles and a 7-yard sack at No. 21 Auburn (10/13)
- Recorded a career-high seven tackles at No. 2 Georgia
- Made first sack of the season vs. Florida, tackling UF's Felipe Franks for a 7-yard loss (9/22)
- Tied his previous career-high with five tackles vs. UTEP (9/15)
- Earned his first-career start at defensive end vs. West Virginia, notching four tackles and one TFL (9/1)

**NOTES**

- Totaled a career-best five tackles to cap the 2017 season versus Vanderbilt (11/25/17)
  - Redshirt senior majoring in communication studies
- >> Full profile on Media Guide Page 72

**CAREER STATS**

Defense	GP/GS	UT	AT	TT	Sack	TFL	FF	FR	QBH	PD	Int	High Tk
2016	1/0	0	0	0	0-0	0-0	0	0	0	0	0	--
2017	11/0	8	6	14	2-5	2.0-5	0	0	0	0	0	5-VU
2018	8/8	12	22	34	2-19	4-21	0	0	2	1	0	7-UGA
<b>Totals</b>	<b>20/8</b>	<b>18</b>	<b>28</b>	<b>48</b>	<b>4-23</b>	<b>6-26</b>	<b>0</b>	<b>0</b>	<b>2</b>	<b>1</b>	<b>0</b>	<b>7-UGA</b>

**CAREER HIGHS**

<b>Tackles</b>	7 at Georgia, 9/28/18
<b>Tackles for Loss</b>	1 (3x) vs. ETSU, 9/8/18; vs. UMass, 9/23/17; at Missouri, 11/11/17
<b>Sacks</b>	1 (3x) vs. Florida, 9/22/18; vs. UMass, 9/23/17; at Missouri, 11/11/17
<b>Pass Breakups</b>	1 vs. ETSU, 9/8/18
<b>Quarterback Hurries</b>	1 vs. UTEP, 9/15/18

**GAME-BY-GAME**

2017 Opp.	U-A-T, Other	2018 Opp.	U-A-T, Other
vs. Georgia Tech	0-0-0	vs. West Virginia	2-2-4, 1-2 tfl
Indiana State	0-1-1	ETSU	1-3-4, 1-1 tfl, 1 pbu
at Florida	0-0-0	UTEP	2-3-5, 1 qbh
UMass	2-0-2, 1-4 tfl, 1-4 s	Florida	1-1-2, 1-7 s, 1-7 tfl
Georgia	2-2-2	at Georgia	2-5-7
South Carolina	0-0-0	at Auburn	2-4-6, 5-7 s, 5-7 tfl, 1 qbh
at Alabama	1-1-2	Alabama	1-0-1
Southern Miss	0-0-0	at S. Carolina	2-1-3, 5-4 s, 5-4 tfl
at Missouri	1-0-1, 1-1 tfl, 1-1 s	Charlotte	0-3-3
LSU	0-1-1		
Vanderbilt	2-3-5		



## LINEBACKERS

### #14 QUART' E SAPP 6-2, 223, R-Jr., Alpharetta, Ga.

#### 2018

- Recorded four tackles in his first start of the season at South Carolina (10/27)
- Tied his season high in tackles with five at No. 21 Auburn (10/13)
- Tallied a season-high five tackles at No. 2 Georgia (9/29)
- Made his first appearance of the 2018 season vs. West Virginia, recording three tackles (9/1)

#### NOTES

- Ranked fourth on the Vols with 78 tackles in 2017, and added 4.0 TFLs and two pass breakups in first meaningful action after suffering a knee injury in 2016
  - Tied career-high with 11 tackles against LSU (11/18/17)
  - Made the first start of his career vs. UMass (9/23/17) as UT's WLB and posted nine tackles and a PBU
- >> Full profile on Media Guide Page 87

#### CAREER STATS

Defense	GP/GS	UT	AT	TT	Sack	TFL	FF	FR	PD	Int	High Tk
2015	4/0	3	0	3	0	0	0	0	0	0	2-BGSU
2016	2/0	1	0	1	0	0	0	0	0	0	1-AS
2017	12/8	39	39	78	0	4-9	0	0	2	0	11-AL/LSU
2018	7/1	9	8	17	0	0	0	0	0	0	5-2x
<b>Totals</b>	<b>25/9</b>	<b>52</b>	<b>47</b>	<b>99</b>	<b>0</b>	<b>4-9</b>	<b>0</b>	<b>0</b>	<b>2</b>	<b>0</b>	<b>11-2x</b>

#### CAREER HIGHS

<b>Tackles</b>	11 (2x), vs. LSU, 11/18/17, at Alabama, 10/21/17
<b>TFLs</b>	2.0 vs. South Carolina, 10/14/17
<b>PBU</b> s	1 (2x), vs. UMass, 9/23/17; vs. Georgia, 9/30/17

#### GAME-BY-GAME

2017 Opp.	U-A-T, Other	2018 Opp.	U-A-T, Other
vs. Georgia Tech	0-1-1	vs. West Virginia	0-3-3
Indiana State	0-0-0	ETSU	0-0-0
at Florida	1-6-7	UTEP	0-0-0
UMass	6-3-9, 1 pbu	Florida	DNP
Georgia	3-7-10, 1-2 tfl, 1 pbu	at Georgia	4-1-5
South Carolina	6-1-7, 2-3 tfl	at Auburn	1-4-5
at Alabama	5-6-11, 1 qbh	Alabama	0-0-0
at Kentucky	1-0-1	at S. Carolina	4-0-4
Southern Miss	2-4-6	Charlotte	0-0-0
at Missouri	9-1-10		
LSU	4-7-11, 1-4 tfl		
Vanderbilt	2-3-5		

### #13 DEANDRE JOHNSON

6-3, 244, So., Miami, Fla.

#### 2018

- Earned his first-career start and recorded two solo tackles vs. No. 1 Alabama (10/20)
- Logged a career-high four tackles, including his first sack of the season at No. 21 Auburn (10/13)
- Entered Tennessee's first two SEC games off the bench
- Made his first tackle of the season, a two-yard tackle for loss vs. UTEP (9/15)
- Saw action off the bench vs. West Virginia on Sept. 1 and ETSU on Sept. 9

#### NOTES

- Played in six games as a true freshman in 2017, recording four tackles, including two tackles for loss and a sack, and two forced fumbles
  - Sophomore majoring in communication studies
- >> Full profile on Media Guide Page 73

#### CAREER STATS

Defense	GP/GS	UT	AT	TT	Sack	TFL	FF	FR	QBH	Int	High Tk
2017	6/0	2	2	4	1-10	2-20	2	0	0	0-0	3-IS
2018	9/1	5	3	8	1-7	2-9	0	0	1	0	4-AU
<b>Totals</b>	<b>15/1</b>	<b>7</b>	<b>5</b>	<b>12</b>	<b>2-17</b>	<b>4-29</b>	<b>2</b>	<b>0</b>	<b>1</b>	<b>0-0</b>	<b>4-AU</b>

#### CAREER HIGHS

<b>Tackles</b>	3 vs. Indiana State, 9/9/17
<b>Tackles for Loss</b>	2 vs. Indiana State, 9/9/17
<b>Sacks</b>	1 vs. Indiana State, 9/9/17
<b>Forced Fumbles</b>	2 vs. Indiana State, 9/9/17

#### GAME-BY-GAME

2017 Opp.	U-A-T, Other	2018 Opp.	U-A-T, Other
Indiana State	2-1-3, 1 s, 2-20 tfl, 2 FF	vs. West Virginia	0-0-0
at Florida	0-0-0	ETSU	0-0-0
UMass	0-0-0	UTEP	1-0-1, 1-2 tfl
Georgia	0-0-0	Florida	0-0-0

at Alabama	0-1-1	at Georgia	0-0-0
Southern Miss	0-0-0	at Auburn	2-2-4, 1-7 s, 1-7 tfl, 1 qbh
		Alabama	2-0-2
		at S. Carolina	0-0-0
		Charlotte	0-1-1

### #17 DILLON BATES

6-3, 229, R-Sr., Ponte Vedra Beach, Fla.

#### 2018

- Played on special team and made his first tackle of the season at South Carolina (10/27)
- Saw his first action of the 2018 season in the home opener vs. ETSU, entering the game off the bench (9/8)

#### NOTES

- Earned a degree in Recreation & Sports Management from Tennessee
  - Backup linebacker who played primarily on special teams in 2017
  - Redshirt senior majoring in sport management
  - Father, Bill, was a standout safety for the Vols who played 15 seasons in the NFL for the Dallas Cowboys from 1983-1997, winning three Super Bowls
- >> Full profile on Media Guide Page 56

#### CAREER STATS

Defense	GP/GS	UT	AT	TT	Sack	TFL	FF	FR	QBH	Int	High Tk
2014	4/0	3	3	6	0-0	0-0	0	0	0	0	3-USU
2015	13/0	0	0	0	0-0	0-0	0	0	0	0	--
2016	13/0	1	2	3	0-0	0-0	0	2	0	0	1-3x
2017	10/0	4	2	6	0-0	0-0	0	0	0	0	2-UF/AL
2018	2/0	1	0	1	0-0	0-0	0	0	0	0	1-SC
<b>Totals</b>	<b>42/0</b>	<b>9</b>	<b>7</b>	<b>16</b>	<b>0-0</b>	<b>0-0</b>	<b>0</b>	<b>2</b>	<b>0</b>	<b>0</b>	<b>3-USU</b>

#### CAREER HIGHS

<b>Tackles</b>	3 vs. Utah State, 8/31/14
<b>Fumbles Recovered</b>	1 (2x), vs. Florida, 9/24/16; vs. Missouri, 11/19/16

#### GAME-BY-GAME

2017 Opp.	U-A-T, Other	2018 Opp.	U-A-T, Other
Georgia Tech	0-0-0	vs. West Virginia	DNP
Indiana State	0-0-0	ETSU	0-0-0
at Florida	1-1-2	UTEP	DNP
UMass	0-0-0	Florida	DNP
Georgia	1-0-1	at Georgia	DNP
South Carolina	0-0-0	at Auburn	DNP
at Alabama	1-1-2	Alabama	DNP
at Missouri	1-0-1	at S. Carolina	1-0-1
LSU	0-0-0	Charlotte	DNP
Vanderbilt	0-0-0		

### #19 DARRELL TAYLOR

6-4, 247, R-Jr., Waverly, Va.

#### CAREER HONORS

- PFF College National & SEC Team of the Week (11/7/17)

#### 2018

- Made four tackles, including a tackle for loss against Charlotte (11/3)
- Logged five tackles and his first fumble recovery of the season at No. 21 Auburn, helping the Vols to a 30-24 win over the Tigers (10/13)
- Recorded career highs in sacks (3.0) and forced fumbles (2) at No. 2 Georgia on Sept. 29 en route to becoming the first Vol to record three sacks in a game since Derek Barnett did so at South Carolina in 2016
- Tallied two tackles in the SEC opener vs. Florida (9/22)
- Had a tackle and two quarterback hurries vs. UTEP (9/15)
- Notched his first tackle for loss, a one-yard stop, and made first start of the season against ETSU on Sept. 8
- Came off the bench vs. West Virginia, recording one tackle and a QBH in the season opener (9/1)

#### NOTES

- Started seven games at defensive end and made 10 appearances overall, ranking second on the Vols with 3.0 sacks in 2017
  - Made first-career start and made a career-high 12 tackles in 2017 season-opening win over Georgia Tech in Chick-fil-A Kickoff Game (9/4/17)
- >> Full profile on Media Guide Page 90

#### CAREER STATS

Defense	GP/GS	UT	AT	TT	Sack	TFL	FF	FR	QBH	PD	Int	High Tk
2015												DNP - REDSHIRT
2016	8/0	6	3	9	0-0	1-1	0	0	3	1	0	3-TTU
2017	10/7	14	13	27	3-29	4.5-31.2	1	5	2	0	0	12-GT
2018	9/4	13	8	21	3-15	4-17	2	1	3	0	0	6-UGA
<b>Totals</b>	<b>27/11</b>	<b>33</b>	<b>24</b>	<b>57</b>	<b>6-44</b>	<b>9.5-49.4</b>	<b>4</b>	<b>2</b>	<b>11</b>	<b>3</b>	<b>0</b>	<b>12-GT</b>

#### CAREER HIGHS

<b>Tackles</b>	12 vs. Georgia Tech, 9/4/17
<b>Tackles for Loss</b>	2 (2x), at Georgia, 9/29/18 vs. Southern Miss, 11/4/17
<b>Quarterback Hurries</b>	3 vs. Tennessee Tech, 11/5/16
<b>Sacks</b>	3 at Georgia, 9/29/18
<b>Fumbles Forced</b>	2 at Georgia, 9/29/18
<b>Fumbles Recovered</b>	1 (2x), at Auburn, 10/13/18; at Florida, 9/16/17

#### GAME-BY-GAME

2017 Opp.	U-A-T, Other	2018 Opp.	U-A-T, Other
vs. Georgia Tech	6-6-12	vs. West Virginia	1-0-1
Indiana State	0-2-2, 0.5-1 tfl, 1 pd	ETSU	1-0-1, 1-1 tfl
at Florida	1-1-2, 1-15 s, 1 fr, 1 qbh	UTEP	0-1-1, 2 qbh
UMass	2-0-2, 1-1 tfl	Florida	1-1-2
Georgia	2-0-2, 1 ff	at UGA	6-0-6, 3-15 s, 2-15 tfl, 2 ff
South Carolina	DNP	at Auburn	1-4-5, 1 fr
at Alabama	DNP	Alabama	0-0-0
at Kentucky	0-0-0, 1 qbh	at S. Carolina	1-0-1
S. Miss	3-4-2, 14 tfl, 2 s, 1 fr, 1 pbu	Charlotte	2-2-4, 1-1 tfl
at Missouri	0-0-0		
LSU	0-2-2, 1 QBH		
Vanderbilt	0-1-1, 1 QBH		

### #23 WILL IGNONT

6-1, 239, So., Huntsville, Ala.

#### 2018

- Made four tackles and tallied his first-career QBH vs. Charlotte (11/3)
- Tallied two tackles at South Carolina (10/27)
- Earned his first-career start and tied a career-high with five tackles vs. No. 1 Alabama (10/20)
- Made three tackles at No. 21 Auburn (10/13)
- Recorded four tackles, including the second TFL of his career at No. 2 Georgia (9/29)
- Tied for first on the team in tackles vs. Florida, tying a career-high with five (9/22)
- Made the first tackle for loss of his career, a two-yard stop vs. UTEP (9/15)
- Ranked second on the team in tackles vs. ETSU (9/8) with five, setting a new career high
- Came off the bench in Tennessee's 2018 season opener vs. West Virginia (9/1)

#### NOTES

- Finished his freshman season (2017) with six tackles, two solo, and one three-yard tackle for loss
  - Sophomore majoring in communication studies
- >> Full profile on Media Guide Page 70

#### CAREER STATS

Defense	GP/GS	UT	AT	TT	Sack	TFL	FF	FR	QBH	Int	High Tk
2017	6/0	1	4	5	0-0	0-0	0	0	0	0	2-AL/LSU
2018	9/1	12	20	32	0-0	2-3	0	0	1	0	5-3x
<b>Totals</b>	<b>15/1</b>	<b>13</b>	<b>24</b>	<b>37</b>	<b>0-0</b>	<b>2-3</b>	<b>0</b>	<b>0</b>	<b>1</b>	<b>0</b>	<b>5-3x</b>

#### CAREER HIGHS

<b>Tackles</b>	5 (3x), vs. Alabama, 10/20/18; vs. Florida, 9/22/18 vs. ETSU, 9/8/18
<b>Tackles for Loss</b>	1 (2x), at Georgia, 9/29/18 vs. UTEP, 9/15/18

#### GAME-BY-GAME

2017 Opp.	U-A-T, Other	2018 Opp.	U-A-T, Other
Indiana State	1-0-1	vs. West Virginia	0-0-0
UMass	0-0-0	ETSU	1-4-5
Georgia	0-1-0	UTEP	1-3-4, 1-2 tfl
at Alabama	1-1-2	Florida	2-3-5
LSU	0-2-2	at Georgia	4-0-4, 1-1 tfl
Vanderbilt	0-0-0	at Auburn	1-2-3
		Alabama	2-3-5
		at S. Carolina	1-1-2
		Charlotte	0-4-4, 1 qbh

### #30 AUSTIN SMITH

6-3, 246, R-Jr., Buford, Ga.

#### 2018

- Saw action at linebacker in home opener vs. ETSU (9/8) and vs. UTEP (9/15)
- Contributed on special teams in Tennessee's 2018 season opener vs. West Virginia (9/1)

**NOTES**

- Battled injuries in 2017, appearing in six games as a backup linebacker and special teams contributor
- Redshirt junior majoring in communications
- >> Full profile on Media Guide Page 88

**CAREER STATS**

Defense	GP/GS	UT	AT	TT	Sack	TFL	FF	FR	PD	Int	High Tk
2015	13/1	3	0	3	0	0	0	0	0	0	1-3x
2016											DNP - INJ
2017	6/0	0	0	0	0	0	0	0	0	0	--
2018	3/0	0	0	0	0	0	0	0	0	0	--
<b>Totals</b>	<b>22/1</b>	<b>3</b>	<b>0</b>	<b>3</b>	<b>0</b>	<b>0</b>	<b>0</b>	<b>0</b>	<b>0</b>	<b>0</b>	<b>1-3x</b>

**CAREER HIGHS**

**Tackles** 1, 3x, last at Missouri, 11/22/15

**#34 DARRIN KIRKLAND JR.**

6-1, 234, R-Jr., Indianapolis, Ind.

**CAREER HONORS**

- 2017 Athlon Sports Preseason Third Team All-SEC
- 2017 Phil Steele Preseason Fourth Team All-SEC
- 2017 SEC Academic Honor Roll
- 2015 All-SEC Freshman Team

**2018**

- Had three tackles, including a two-yard tackle for loss and a pass breakup vs. Charlotte on Nov. 3
- Made six tackles, including a tackle for loss at South Carolina (10/27)
- Notched two tackles vs. No. 1 Alabama (10/20)
- Collected four tackles at No. 2 Georgia (9/29) and No. 21 Auburn (10/13)
- Recorded two tackles in the SEC opener vs. Florida (9/22)
- Tallied his first sack and quarterback hurry of the season vs. UTEP on Sept. 15
- Made the second interception of his career in the home opener vs. ETSU and returned it 33 yards to the end zone for a touchdown (9/8)
- Started season opener vs. West Virginia (9/1), his first start since 2016 finale after suffering a season-ending injury in the 2017 preseason
- Led Tennessee vs. West Virginia with a career-high 10 tackles (9/1)

**NOTES**

- Graduated with a degree in recreation and sport management last spring
- >> Full profile on Media Guide Page 77-78

**CAREER STATS**

Defense	GP/GS	UT	AT	TT	Sack	TFL	FF	FR	QBH	PD	Int	High Tk
2015	13/10	43	23	66	3-26	6.5-29	0	1	5	2	1-26	9-SC
2016	8/6	30	15	45	1-4	5-10	0	0	0	0	0-0	9-2x
2017												DNP - INJ
2018	9/9	23	15	38	1-3	4-10	0	0	1	2	1-33-1	10-WV
<b>Totals</b>	<b>30/25</b>	<b>96</b>	<b>53</b>	<b>149</b>	<b>5-33</b>	<b>15.5-49</b>	<b>0</b>	<b>1</b>	<b>6</b>	<b>4</b>	<b>2-59-1</b>	<b>10-WV</b>

**CAREER HIGHS**

**Tackles** 10 vs. West Virginia, 9/11/18  
**Sacks** 1, (5x) last vs. UTEP, 9/15/18  
**Tackles For Loss** 2 vs. Nebraska, 12/30/16  
**Interceptions** 1 (2x) vs. ETSU, 9/8/18; at Kentucky, 10/31/15  
**Touchdowns** 1 vs. ETSU, 9/8/18  
**Fumbles Recovered** 1 at Missouri, 11/21/15

**CAREER GAME-BY-GAME**

2015 Opp.	U-A-T, Other	2015 Opp.	U-A-T, Other
vs. B. Green	2-1-3, 1-9 sk, 1-9 tfl	at Kentucky	2-4-6, 1-26 int, 1-tfl, 2 qh
Oklahoma	2-0-2	So. Carolina	5-4-9, qh
W. Carolina	2-2-4	N. Texas	5-3-8, 1-1 tfl
at Florida	3-2-5, 1.5-9 tfl, 1-9 sk	at Missouri	2-3-5, fr
Arkansas	6-1-7, qh	Vanderbilt	3-0-3, pbu
Georgia	1-0-1, qh	vs. Northwestern	5-1-6, 1 sk, 1.5 tfl
at Alabama	5-2-7, 0.5-1 tfl		

2016 Opp.	U-A-T, Other	2018 Opp.	U-A-T, Other
App State	4-5-9	vs. West Virginia	4-6-10
vs. V. Tech	7-0-7, 1-4 s	ETSU	3-1-4, 1-4 tfl, 1-33-1 int
Ohio	DND-INJ	UTEP	2-1-3, 1-3 s, 1-3 tfl, 1 qbh
Florida	DND-INJ	Florida	2-0-2
at Georgia	DND-INJ	at Georgia	3-1-4
at Texas A&M	DND-INJ	at Auburn	2-2-4
Alabama	DND-INJ	Alabama	0-2-2
at S. Carolina	5-3-8	at S. Carolina	4-2-6, 1-tfl
Tenn. Tech	1-0-1, 1-tfl	Charlotte	3-0-3, 1-2 tfl, 1 pbu
Kentucky	1-1-2		
Missouri	6-3-9, 1-0 tfl		
at Vanderbilt	2-0-2		
vs. Nebraska	4-3-7, 2-4 tfl		

**ON THE TENNESSEE CHARTS**

**Tackles By True Freshman - Season**

1.	86	Eric Berry	2007
2.	80	A.J. Johnson	2011
3.	72	Derek Barnett	2014
4.	66	Darrin Kirkland Jr.	2015
5.	65	Jonathan Hefney	2004
6.	56	Curt Maggitt	2011

**#35 DANIEL BITULI**

6-3, 244, Jr., Antioch, Tenn.

**CAREER**

- PFF College SEC Defensive Team of the Week (10/30/18)
- PFF College SEC Defensive Team of the Week (10/16/18)
- PFF College SEC Defensive Team of the Week (9/19/18)

**2018**

- Led UT with a season-high 13 tackles vs. Charlotte (11/3)
- Made five tackles at South Carolina (10/27)
- Tied for the team lead in tackles with eight vs. No. 1 Alabama (10/20) despite playing just one half
- Logged five tackles, including a tackle for loss, at No. 21 Auburn (10/13)
- Led UT with a season-high eight tackles at No. 2 Georgia (9/29)
- Recorded four tackles in the SEC opener vs. Florida (9/22)
- Ranked first on the team with six tackles, including his first-career sack, vs. UTEP on Sept. 15
- Made three tackles during UT's home opener vs. ETSU (9/8)
- Started at MIKE linebacker in Tennessee's 2018 season opener vs. West Virginia and recorded five tackles and one TFL (9/1)

**NOTES**

- Led Vols with 90 tackles, playing primarily at the MIKE linebacker position in 2017
- Finished ninth in the SEC in tackles per game (7.5)
- Posted a career-high 23 tackles vs. Georgia Tech (9/4/17)
- Moved to the United States from the Congo with his parents, Nikki & Patrice Bituli, when he was 3 years old
- >> Full profile on Media Guide Page 57-58

**CAREER STATS**

Defense	GP/GS	UT	AT	TT	Sack	TFL	FF	FR	PD	Int	High Tk
2016	9/0	7	2	9	0-0	0-0	0	0	0	0	5-VU
2017	12/8	42	48	90	0-0	3-6	1	0	3	1-97	23-GT
2018	9/7	25	32	57	1-5	4-14	0	0	0	0	13-CHA
<b>Totals</b>	<b>30/14</b>	<b>74</b>	<b>32</b>	<b>156</b>	<b>1-5</b>	<b>7-20</b>	<b>1</b>	<b>0</b>	<b>3</b>	<b>1-97</b>	<b>23-GT</b>

**CAREER HIGHS**

**Tackles** 23 vs. Georgia Tech, 9/4/17  
**Tackles For Loss** 1, 5x, last vs. UTEP, 9/15/18  
**Fumbles Forced** 1 vs. Georgia Tech, 9/4/17  
**Interceptions** 1 at Alabama, 10/21/17  
**INT Returned For TD** 1 (97-yard return) at Alabama, 10/21/17  
**Sacks** 1 vs. UTEP, 9/15/18

**GAME-BY-GAME**

2017 Opp.	U-A-T, Other	2018 Opp.	U-A-T, Other
vs. Georgia Tech	10-13-23, 1 ff	vs. West Virginia	1-4-5, 1-5 tfl
Indiana State	3-2-5, 1 tfl	ETSU	1-2-3
at Florida	2-3-5, 0.5-2 tfl	UTEP	3-3-6, 1-5 s, 1-5 tfl
UMass	3-2-5	Florida	1-3-4
Georgia	3-5-8	at Georgia	2-6-8
South Carolina	2-0-2	at Auburn	3-2-5, 0.5-1 tfl
at Alabama	3-6-9, 1 int, 1 td, 1 qbh	Alabama	5-3-8, 0.5-0 tfl
at Kentucky	1-1-2, 1 pbu	at S. Carolina	3-2-5
Southern Miss	1-3-4, 1 pbu	Charlotte	6-7-13, 1-3 tfl
at Missouri	3-4-7, 0.5-2 tfl		
LSU	4-4-8, 1-tfl		
Vanderbilt	7-5-12		

**#99 JONATHAN KONGBO**

6-5, 254, R-Sr., Surrey, B.C., Canada

**CAREER HONORS**

- PFF College Football SEC Team of the Week (9/26/17)

**2018**

- Suffered a season-ending knee injury at Auburn (10/13)
- Intercepted the second pass of his career and returned it 10 yards at No. 21 Auburn (10/13)
- Made a season-high five tackles at No. 2 Georgia (9/29)
- Recorded two tackles in the SEC opener vs. Florida (9/22)
- Tallied two quarterback hurries vs. UTEP (9/15)
- Started at JACK linebacker in UT's 2018 season opener vs. West Virginia and recorded one tackle (9/1)

**NOTES**

- Totaled 29 tackles and 2.5 sacks in 11 games at defensive end in 2017, showing flashes of the talent that made him the nation's No. 1 JUCO recruit in 2016
- Tied career-high with seven tackles at No. 24 Florida (9/16/17)
- Redshirt senior majoring in communication studies
- >> Full profile on Media Guide Page 78-79

**CAREER STATS**

Defense	GP/GS	UT	AT	TT	Sack	TFL	FF	FR	QBH	PD	Int	High Tk
2016	13/2	7	4	11	1-16	3-18	0	0	5	1	1-59	4-NEB
2017	11/10	8	21	29	2.5-14	2.5-14	0	0	0	0	0-0	7-GT/UF
2018	6/5	5	6	11	0-0	0-0	0	0	4	0	1-10	5-UGA
<b>Totals</b>	<b>30/17</b>	<b>20</b>	<b>31</b>	<b>51</b>	<b>3.5-30</b>	<b>5.5-32</b>	<b>0</b>	<b>0</b>	<b>9</b>	<b>1</b>	<b>2-69</b>	<b>7-UF</b>

**CAREER HIGHS**

**Tackles** 7 (2x) vs. Georgia Tech, 9/4/17, at Florida, 9/16/17  
**Tackles For Loss** 2 vs. Nebraska, 12/30/16  
**Sacks** 1 (2x), vs. UMass 9/23/17 vs. Nebraska, 12/30/16  
**Interceptions** 1 (2x), at Auburn, 10/13/18; vs. Missouri, 11/19/16  
**Defensive Touchdowns** 1 vs. Missouri, 11/19/16

**GAME-BY-GAME**

2017 Opp.	U-A-T, Other	2018 Opp.	U-A-T, Other
vs. Georgia Tech	2-5-7	vs. West Virginia	0-1-1
Indiana State	0-1-1	ETSU	0-0-0, 1 qbh
at Florida	0-7-7	UTEP	1-0-1, 2 qbh
UMass	1-2-3, 1-7 s/tfl	Florida	0-2-2, 1 qbh
Georgia	0-1-1	at Georgia	2-3-5
South Carolina	1-2-3	at Auburn	2-0-2, 1-10 int
at Alabama	1-2-3		
at Kentucky	1-0-1		
at Missouri	0-0-0		
LSU	0-1-1, 0.5-2 tfl, 1 s		
Vanderbilt	2-0-2, 1.0-5 s/tfl		

**DEFENSIVE BACKS**

**#3 MARQUILL OSBORNE**

5-11, 190, Jr., Cornelius, N.C.

**2018**

- Made a career-high three tackles vs. No. 1 Alabama (10/20)
- Had one tackle and broke up a pass at No. 21 Auburn (10/13)
- Recovered his own blocked punt at the eight-yard line, and took it into the end zone to put the Vols ahead 10-0 with 2:49 left in the first quarter vs. ETSU (9/8)
- The blocked punt and touchdown were the first of his career
- Entered the game vs. West Virginia off the bench (9/1)

**NOTES**

- Backup corner who also saw time on special teams in 2017
- Junior majoring in arts and sciences
- >> Full profile on Media Guide Page 82-83

**CAREER STATS**

Defense	GP/GS	UT	AT	TT	Sack	TFL	FF	FR	PD	BLK	Int	High Tk
2016	11/0	6	0	6	1-2	2-3	0	0	0	0	0	2-AL
2017	9/0	2	3	5	0-0	0-0	0	0	0	0	0	2-SC
2018	8/0	2	2	4	0-0	0-0	0	0	0	1	0	3-AL
<b>Totals</b>	<b>28/0</b>	<b>10</b>	<b>5</b>	<b>15</b>	<b>1-2</b>	<b>2-3</b>	<b>0</b>	<b>0</b>	<b>0</b>	<b>1</b>	<b>0</b>	<b>3-AL</b>

Kick Return	GP/GS	No	Yds	Avg	Per/G	TD	Long	High Yd
2016	11/0	4	79	19.8	7.2	0	24	55-UK
<b>Totals</b>	<b>11/0</b>	<b>4</b>	<b>79</b>	<b>19.8</b>	<b>7.2</b>	<b>0</b>	<b>24</b>	<b>55-UK</b>

**CAREER HIGHS**

**Tackles** 3 vs. Alabama, 10/20/18  
**Tackles For Loss** 1.0 (2x), at South Carolina, 10/29/16, vs. Tennessee Tech, 11/5/16  
**Sacks** 1.0 vs. Tennessee Tech, 11/5/16  
**Kick Returns** 3 vs. Kentucky, 11/12/16  
**Kick Return Yards** 55 vs. Kentucky, 11/12/16  
**Kick Return Long** 24 at South Carolina, 10/29/16  
**Punt Blocks** 1 vs. ETSU, 9/8/18  
**Touchdowns** 1 vs. ETSU, 9/8/18

**CAREER GAME-BY-GAME**

2017 Opp.	U-A-T, Other	2018 Opp.	U-A-T, Other
vs. Georgia Tech	0-1-1	vs. West Virginia	0-0-0
Indiana State	0-1-1	ETSU	0-0-0, 1 blk, 1 td
at Florida	DNP	UTEP	0-0-0
UMass	0-0-0	Florida	0-0-0
Georgia	0-0-0	at Georgia	DNP
South Carolina	2-0-2	at Auburn	1-0-1, 1 pbu
at Alabama	0-0-0	Alabama	1-2-3
at Kentucky	0-1-1	at S. Carolina	0-0-0
Southern Miss	0-0-0	Charlotte	0-0-0
Missouri	0-0-0		

## #6 ALONTAE TAYLOR

6-0, 186, Fr., Manchester, Tenn.

### 2018

- Had two tackles vs. Charlotte on Nov. 3
- Tallied three tackles at South Carolina in his fifth start of the season (10/27)
- Recorded one tackle vs. No. 1 Alabama (10/20)
- Made a career-high seven tackles and recovered a fumble in the end zone for a touchdown to help the Vols defeat No. 21 Auburn (10/13)
- Started and had four tackles at No. 2 Georgia (9/29)
- Earned his second start vs. Florida and forced his first fumble while making four tackles (9/22)
- Earned his first career-start in his collegiate debut vs. West Virginia on Sept. 1. He recorded four tackles and partially blocked a punt in the outing
- UT's first true freshman defensive back to start a season opener since Cameron Sutton in 2013

### NOTES

- ESPN: 4-star (No. 46 overall prospect, No. 6 WR, No. 2 prospect in Tennessee)
- 2018 Under Armour All-American who totaled 8,225 yards of total offense during his four-year career at Coffee County Central High School
- Started spring practice at wide receiver before moving to cornerback
- Freshman majoring in communication studies
- >> Full profile on Media Guide Page 102

### CAREER STATS

Defense	GP/GS	UT	AT	TT	Sack	TFL	FF	FR	PD	BLK	Int	High Tk
2018	9/6	17	10	27	0-0	1-2	2	0	1	1	0	7-AU
<b>Totals</b>	<b>9/6</b>	<b>17</b>	<b>10</b>	<b>27</b>	<b>0-0</b>	<b>1-2</b>	<b>2</b>	<b>0</b>	<b>1</b>	<b>1</b>	<b>0</b>	<b>7-AU</b>

### CAREER HIGHS

<b>Tackles</b>	7 at Auburn, 10/13/18
<b>Blocked Punts</b>	1 vs. West Virginia, 9/1/18
<b>Pass Break-up</b>	1 vs. ETSU, 9/8/18
<b>Forced Fumbles</b>	1 (2x) at Auburn, 10/13/18; vs. Florida (9/22/18)
<b>Tackles for Loss</b>	1 vs. Florida (9/22/18)

### CAREER GAME-BY-GAME

2018 Opp.	U-A-T, Other
vs. West Virginia	3-1-4, 1 blk
ETSU	1-0-1, 1 pbu
UTEP	1-0-1
Florida	2-2-4, 1-2 tfl, 1 ff
at Georgia	3-1-4
at Auburn	2-5-7, 1 ff, 1 td*
Alabama	0-1-1
at S. Carolina	3-0-3
Charlotte	2-0-2

\*continuation of Darrell Taylor's fumble recovery which resulted in a TD

## #12 SHAWN SHAMBURGER

5-11, 193, So., Moultrie, Ga.

### 2018

- Had one tackle in his second start of the season vs. No. 1 Alabama (10/20)
- Earned his first start of the season and made three tackles at No. 21 Auburn (10/13)
- Returned two kicks for 42 yards, including a career-long 23-yard return vs. Florida (9/22)
- Recorded the first pass breakup of his career vs. UTEP on Sept. 15
- Made one tackle vs. ETSU in the home opener (9/8)
- Entered the game vs. West Virginia on special teams (9/1)

### NOTES

- Finished with 19 tackles and one sack as a backup cornerback and special teams contributor in 2017
- Led the Vols with 12 tackles, including a sack, at No. 1 Alabama in his first-career start (cornerback) (10/21/17)
- Sophomore majoring in business
- >> Full profile on Media Guide Page 87-88

### CAREER STATS

Defense	GP/GS	UT	AT	TT	Sack	TFL	FF	FR	PD	Int	High Tk
2017	11/1	14	5	19	1-1	1-1	0	0	0	0	12-AL
2018	8/2	3	3	6	0-0	0-0	0	0	2	0	3-AU
<b>Totals</b>	<b>19/3</b>	<b>17</b>	<b>8</b>	<b>25</b>	<b>1-1</b>	<b>1-1</b>	<b>0</b>	<b>0</b>	<b>2</b>	<b>0</b>	<b>12-AL</b>

Kick Returns	GP/GS	No	Yds	Avg	Per/G	TD	Long	High Yd
2017								No Attempts
2018	1/0	2	42	21.0	10.5	0	23-UF	42-UF
<b>Totals</b>	<b>1/0</b>	<b>2</b>	<b>42</b>	<b>21.0</b>	<b>10.5</b>	<b>0</b>	<b>23-UF</b>	<b>42-UF</b>

### CAREER HIGHS

<b>Tackles</b>	12 at Alabama, 10/21/17
<b>Tackles For Loss</b>	1.0 at Alabama, 10/21/17
<b>Sacks</b>	1.0 at Alabama, 10/21/17
<b>Kick Returns</b>	2 vs. Florida, 9/22/18
<b>Long Kick Return</b>	23 vs. Florida, 9/22/18
<b>Most Kick Return Yardage</b>	42 vs. Florida, 9/22/18

### CAREER GAME-BY-GAME

2017 Opp.	U-A-T, Other/KR	2018 Opp.	U-A-T, Other/KR
vs. Georgia Tech	0-0-0	vs. West Virginia	0-0-0
Indiana State	1-0-1	ETSU	1-0-1
at Florida	0-0-0	UTEP	0-1-1, 1 pbu
UMass	0-0-0	Florida	0-0-0/2-42-21.0, 23 Lg
Georgia	0-0-0	at Georgia	0-0-0
South Carolina	0-0-0	at Auburn	2-1-3, 1 pbu
at Alabama	7-5-12, 1-1 tfl, 1 s	Alabama	0-1-1
at Kentucky	2-0-2	at S. Carolina	0-0-0
at Missouri	4-0-4	Charlotte	0-0-0
LSU	0-0-0		
Vanderbilt	0-0-0		

## #18 NIGEL WARRIOR

6-0, 188, Jr., Duluth, Ga.

### CAREER HONORS

- 2018 Bednarik Award Watch List
- 2016 SEC All-Freshman Team

### 2018

- Notched three tackles vs. Charlotte on Nov. 3
- Led the team with nine tackles at South Carolina (10/27)
- Tied for the team lead with eight tackles and a PBU vs. No. 1 Alabama (10/20)
- Made four tackles, including a tackle for loss at No. 21 Auburn (10/13)
- Recorded five tackles at No. 2 Georgia (9/29)
- Tallied three tackles in the SEC opener vs. Florida (9/22)
- Tied for third on the team with four tackles vs. ETSU (9/8)
- Made the first kick returns of his career vs. WVU, tallying 54 yards on two attempts
- Started Tennessee's 2018 season-opener vs. West Virginia at safety and ranked second on the team with eight tackles (9/1)

### NOTES

- Ranked second on the team and 13th in the SEC with 83 tackles in 2017
- Added 3.0 TFLs, 1.0 sack, one interception, three pass breakups, one fumble recovery, one blocked kick and three forced fumbles (tied for fourth in the SEC) as a sophomore
- Father, Dale Carter, was an All-American at Tennessee in 1990 and 1991 and had an All-Pro career with the Kansas City Chiefs
- >> Full profile on Media Guide Page 92

### CAREER STATS

Defense	GP/GS	UT	AT	TT	Sack	TFL	FF	FR	PD	Int	High Tk
2016	12/1	19	3	22	0-0	1-1	0	0	0	0	7-TTU,MU
2017	12/12	42	41	83	1-2	3.5-7	3	1	4	1-70	13-GT
2018	9/9	28	17	45	0-0	1-2	0	0	1	0	9-SC
<b>Totals</b>	<b>33/22</b>	<b>89</b>	<b>61</b>	<b>150</b>	<b>1-2</b>	<b>5.5-10</b>	<b>3</b>	<b>1</b>	<b>5</b>	<b>1-70</b>	<b>13-GT</b>

Kick Returns	GP/GS	No	Yds	Avg	Per/G	TD	Long	High Yd
2016								No Attempts
2017								No Attempts
2018	1/0	2	54	27.0	10.8	0	41-WV	54-WV
<b>Totals</b>	<b>1/0</b>	<b>2</b>	<b>54</b>	<b>27.0</b>	<b>10.8</b>	<b>0</b>	<b>41-WV</b>	<b>54-WV</b>

### CAREER HIGHS

<b>Tackles</b>	13 vs. Georgia Tech, 9/4/17
<b>Tackles For Loss</b>	1 vs. Tennessee Tech, 11/5/16
<b>Forced Fumbles</b>	1 (3x), at Kentucky, 10/28/17
<b>Fumbles Recovered</b>	1 at Kentucky, 10/28/17
<b>Blocks</b>	1 at Missouri (blocked a field goal), 11/11/17
<b>Interceptions</b>	1 (returned 70 yards for a TD), at Missouri, 11/11/17
<b>Kick Returns</b>	2 vs. West Virginia, 9/1/18
<b>Long Kick Return</b>	41 vs. West Virginia, 9/1/18
<b>Most Kick Return Yardage</b>	54 vs. West Virginia, 9/1/18

### CAREER GAME-BY-GAME

2017 Opp.	U-A-T, Other	2018 Opp.	U-A-T, Other
Georgia Tech	2-11-13	vs. West Virginia	1-7-8
Indiana State	3-3-6, 0.5 tfl	ETSU	4-0-4
at Florida	2-4-6, 1 ff, 1 pbu	UTEP	1-0-1
UMass	1-2-3, 1 pbu	Florida	3-0-3
Georgia	4-4-8, 1 ff	at Georgia	4-1-5
South Carolina	5-4-9	at Auburn	2-2-4, 1-2 tfl
at Alabama	4-3-7, 1-2 tfl, 1 s, 1 pbu	Alabama	5-3-8, 1 pbu
at Kentucky	6-0-6, 1 ff, 1 fr	at S. Carolina	7-2-9
Southern Miss	4-2-6, 1-1 tfl	Charlotte	1-2-3
at Missouri	3-2-5, 1 int, 1 td, 1 blk		
LSU	4-4-8, 1-4 tfl		
Vanderbilt	4-2-6		

## #20 BRYCE THOMPSON

5-11, 180, Fr., Irmo, S.C.

### CAREER HONORS

- PFF College SEC Midseason Second Team
- PFF College SEC Defensive Team of the Week (10/16/18)
- SEC Freshman of the Week (9/10/18)
- PFF College SEC Defensive Team of the Week (9/11/18)
- PFF College SEC Defensive Team of the Week (9/19/18)

### 2018

- His three interceptions are the most by a Tennessee true freshman since Eric Berry had five in 2007.
- Recorded his third interception of the season and returned it 18 yards vs. Charlotte on Nov. 3
- Made two tackles, including an eight-yard tackle for loss at South Carolina (10/27)
- Logged two tackles against No. 1 Alabama (10/20)
- Intercepted the second pass of his career and returned it six yards at No. 21 Auburn (10/13)
- Started and recorded a career-high six tackles at No. 2 Georgia on (9/29)
- Made two kick returns for 36 yards, including a 21-yarder, in the SEC opener vs. Florida (9/22)
- Forced the first fumble of his career vs. UTEP on Sept. 15
- Earned his first-career start (CB) and made four tackles vs. ETSU. He also tallied his first two tackles for loss and an interception which was returned for 21 yards in the home opener (9/8)
- Made his collegiate debut in Tennessee's 2018 season opener vs. West Virginia, recording one tackle after entering the game off the bench (9/1)

### NOTES

- ESPN: 4-star (No. 195 overall player, No. 33 ATH, No. 6 prospect in South Carolina)
- Caught 44 passes for 630 yards in 2017 as a senior in HS
- Freshman majoring in sports management
- >> Full profile on Media Guide Page 103

### CAREER STATS

Defense	GP/GS	UT	AT	TT	Sack	TFL	FF	FR	PD	Int	High Tk
2018	9/7	19	7	26	1-6	4-17	1	0	4	3-45	6-UGA
<b>Totals</b>	<b>9/7</b>	<b>19</b>	<b>7</b>	<b>26</b>	<b>1-6</b>	<b>4-17</b>	<b>1</b>	<b>0</b>	<b>4</b>	<b>3-45</b>	<b>6-UGA</b>

Kick Returns	GP/GS	No	Yds	Avg	Per/G	TD	Long	High Yd
2018	1/0	2	36	18.0	7.2	0	21-UF	36-UF
<b>Totals</b>	<b>1/0</b>	<b>2</b>	<b>36</b>	<b>18.0</b>	<b>7.2</b>	<b>0</b>	<b>21-UF</b>	<b>36-UF</b>

### CAREER HIGHS

<b>Tackles</b>	6 vs. Georgia, 9/29/18
<b>Interceptions</b>	1 (3x), last vs. Charlotte, 11/3/18
<b>Tackles for Loss</b>	2 vs. ETSU, 9/8/18
<b>Forced Fumbles</b>	1 vs. UTEP, 9/15/18
<b>Kick Returns</b>	2 vs. Florida, 9/22/18
<b>Long Kick Return</b>	21 vs. Florida, 9/22/18
<b>Most Kick Return Yardage</b>	36 vs. Florida, 9/22/18

### CAREER GAME-BY-GAME

2018 Opp.	U-A-T, Other/KR
vs. West Virginia	1-0-1
ETSU	4-0-4, 2-3 tfl, 1-21 int, 1 pbu
UTEP	2-1-3, 1 ff, 1 pbu
Florida	0-0-0/2-36-0, 21 Lg
at Georgia	3-3-6
at Auburn	3-2-5, 1-6 int, 1 pbu, 1 qh
Alabama	2-0-2
at S. Carolina	2-0-2, 1-8 tfl
Charlotte	2-1-3, 1-6 s, 1-6 tfl, 1-18 int



## #22 MICAH ABERNATHY

6-0, 195, Sr., Atlanta, Ga.

### CAREER HONORS

- Member of 2016-17 VOLeaders Academy Class
- SEC Defensive Player of the Week (9/12/16)

### 2018

- Has missed last four games with an injury
- Notched four tackles, including a TFL, at No. 2 Georgia (9/29)
- Recorded his first tackle for loss of the season, a 3-yard stop vs. Florida (9/22)
- Tied for third on the team with four tackles vs. UTEP (9/15)
- Made four tackles and recovered a fumble vs. ETSU in the home opener (9/8)
- Started the 2018 season opener vs. West Virginia at defensive back and made five tackles (9/1)

### NOTES

- Ranked third on the Vols with 81 tackles, while starting every game at safety in 2017
- Made a career-high 13 tackles at Missouri (11/11/17)
- Grandfather Ralph David Abernathy Sr. was a leader of the American Civil Rights Movement and close associate of Martin Luther King Jr.

>> Full profile on Media Guide Page 54-55

### CAREER STATS

Defense	GP/GS	UT	AT	TT	Sack	TFL	FF	FR	PD	Int	High Tk
2015	12/0	7	2	9	0-0	0-0	0	0	2	0-0	3-NU
2016	12/10	52	17	69	0-0	3-6	0	3	6	2-26	12-MU
2017	12/12	47	34	81	0-0	1-1	0	1	2	0-0	13-MU
2018	5/5	11	7	18	0-0	2-5	0	1	1	0-0	5-WVU
<b>Totals</b>	<b>41/27</b>	<b>117</b>	<b>60</b>	<b>177</b>	<b>0-0</b>	<b>6-12</b>	<b>0</b>	<b>5</b>	<b>11</b>	<b>2-26</b>	<b>13-MU</b>

Kick Returns	GP/GS	No	Yds	Avg	Per/G	TD	Long	High Yd
2015	12/0	4	69	17.3	5.8	0	27-WCU	42-VU
2016	12/10	6	123	20.5	10.3	0	26-Ohio	64-Ohio
2017	6/0	0	0	0.0	0.0	0	--	--
<b>Totals</b>	<b>29/10</b>	<b>10</b>	<b>192</b>	<b>19.2</b>	<b>8.0</b>	<b>0</b>	<b>27-WCU</b>	<b>64-Ohio</b>

### CAREER HIGHS

<b>Tackles</b>	13 at Missouri, 11/11/17
<b>Interceptions</b>	1 (2x), vs. Missouri, 11/19/16, at Vanderbilt, 11/26/16
<b>Fumbles Recovered</b>	3 vs. Virginia Tech, 9/10/16 (School Record)
<b>Passes Defended</b>	2 vs. Missouri, 11/19/16
<b>Kickoff Returns</b>	3 (2x), vs. Vanderbilt, 11/28/15, vs. Ohio, 9/17/16
<b>Kickoff Return Yards</b>	63 vs. Ohio, 9/17/16

### CAREER GAME-BY-GAME

2017 Opp.	U-A-T, Other/KR	2018 Opp.	U-A-T, Other/KR
vs. Georgia Tech	3-6-9, 1 fr	vs. West Virginia	3-2-5
Indiana State	0-0-0, 1 pd	ETSU	3-1-4, 1 fr
at Florida	4-3-7	UTEP	2-2-4
UMass	3-0-3, 1 pbu	Florida	1-0-1, 1-3 tfl, 1 pbu
Georgia	7-2-9, 1 qbh	at Georgia	2-2-4, 1-2 tfl
South Carolina	4-2-6	at Auburn	DNP
at Alabama	6-3-9	Alabama	DNP
at Kentucky	2-3-5, 1-1 tfl	at S. Carolina	DNP
Southern Miss	3-2-5	Charlotte	DNP
at Missouri	11-2-13		
LSU	0-4-4		
Vanderbilt	4-7-11		

## #24 TODD KELLY JR.

5-11, 200, R-Sr., Knoxville, Tenn.

### CAREER HONORS

- Inducted into Omicron Delta Kappa (ODK) National Leadership Honor Society
- 2016 CoSIDA Academic All-District 3

### 2018

- Ranked second on the team with a season-high seven tackles vs. Charlotte on Nov. 3
- Earned his first start of the season and tied for second on the team with six tackles at South Carolina (10/27)
- Recorded his first tackle of the season vs. No. 1 Alabama (10/20)
- Saw action on special teams at No. 21 Auburn (10/13)
- Saw first action of the season in the third quarter on special teams in loss at No. 2 Georgia (9/29)

### NOTES

- Recorded eight tackles through two games before suffering a season-ending injury in 2017
- Graduated in the spring with a degree in biological sciences

- Father, Todd Kelly, Sr., was a star for the Vols in the early 1990s and played four seasons in the NFL after being drafted in the first round by San Francisco 49ers
- >> Full profile on Media Guide Page 76-77

### CAREER STATS

Defense	GP/GS	UT	AT	TT	Sack	TFL	FF	FR	PD	Int	High Tk
2014	13/3	22	11	33	0-0	0-0	0	1	5	3-21	6-Miz
2015	13/2	31	15	46	0-0	0-0	0	0	5	3-5	8-OU
2016	12/11	49	22	71	1-7	2-11	1	0	4	2-10	11-UA
2017	2/1	6	2	8	0-0	0-5-2	0	0	0	0-0	4-IS
2018	5/2	7	7	14	0-0	0-0	0	0	0	0-0	7-CHA
<b>Totals</b>	<b>45/19</b>	<b>116</b>	<b>57</b>	<b>172</b>	<b>1-7</b>	<b>2-5-13</b>	<b>1</b>	<b>1</b>	<b>14</b>	<b>8-36</b>	<b>11-UA</b>

### CAREER HIGHS

<b>Tackles</b>	11 vs. Alabama, 10/15/16
<b>Tackles for Loss</b>	1.0 (2x), at Georgia, 10/1/16, at South Carolina, 10/29/16
<b>Sacks</b>	1 vs. South Carolina, 10/29/16
<b>Interceptions</b>	2 vs. Oklahoma, 9/12/15
<b>Forced Fumbles</b>	1 vs. Virginia Tech, 9/10/15
<b>Fumble Recoveries</b>	1 vs. Utah State, 8/31/14

### CAREER GAME-BY-GAME

2016 Opp.	U-A-T, Other	2017 Opp.	U-A-T, Other
App State	3-2-5	vs. Georgia Tech	2-1-3
vs. V Tech	1-4-5, 1 ff	Indiana State	3-1-4, 0.5-2 tfl
Ohio	4-3-7, 1 pbu		
Florida	5-0-5, 1-1 int		
at Georgia	6-4-10, 1-4 tfl		
at Texas A&M	4-3-7, int		
Alabama	7-4-11		
at S. Carolina	5-0-5, 1-7 sk, 1-7 tfl		
Tenn. Tech	4-1-5, pbu		
Kentucky	6-1-7		
Missouri	DND-INJ		
at Vanderbilt	0-0-0		
vs. Nebraska	4-0-4		

### 2018 Opp.

at Georgia	0-0-0
at Auburn	0-0-0
Alabama	1-0-1
at S. Carolina	5-1-6
Charlotte	1-6-7

## #25 TREVON FLOWERS

5-11, 184, Fr., Tucker, Ga.

### 2018

- Currently out with a collarbone injury suffered in practice during UT's bye week
- Notched one tackle at No. 2 Georgia (9/29)
- Made two tackles in the SEC opener vs. Florida (9/22)
- Came off the bench vs. ETSU and made one tackle (9/8)
- Made the first start of his career in his collegiate debut vs. West Virginia (9/1) and recorded five tackles and a pass breakup
- Joined classmate Alontae Taylor as UT's first true freshmen defensive backs to start a season opener since Cameron Sutton in 2013

### NOTES

- Originally signed to play baseball at Kentucky
- 247 Sports: 3-star (No. 58 S, No. 72 prospect in Georgia)
- Took a three-year break from high school football to focus on baseball but played his fall 2017 senior season of football, starring at free safety for Tucker High School
- Helped lead the Tigers to a 12-2 overall record and the Georgia Class 6A State semifinals as a senior in 2017

>> Full profile on Media Guide Page 97

### CAREER STATS

Defense	GP/GS	UT	AT	TT	Sack	TFL	FF	FR	PD	Int	High Tk
2018	5/1	3	6	9	0-0	0-0	0	0	1	0	5-WVU
<b>Totals</b>	<b>5/1</b>	<b>3</b>	<b>6</b>	<b>9</b>	<b>0-0</b>	<b>0-0</b>	<b>0</b>	<b>0</b>	<b>1</b>	<b>0</b>	<b>5-WVU</b>

### CAREER HIGHS

<b>Tackles</b>	5 vs. West Virginia, 9/1/18
<b>Pass Breakups</b>	1 vs. West Virginia, 9/1/18

### CAREER GAME-BY-GAME

2018 Opp.	U-A-T, Other
vs. West Virginia	3-2-5, 1 pbu
ETSU	0-1-1
UTEP	0-0-0
Florida	0-2-2
at Georgia	0-1-1
at Auburn	DNP
Alabama	DNP
at S. Carolina	DNP

## #26 THEO JACKSON

6-2, 193, So., Nashville, Tenn.

### 2018

- Logged a career-high five tackles against No. 1 Alabama (10/20)
- Made one tackle at No. 21 Auburn (10/13)
- Earned his first-career start for UT at defensive back in the SEC opener vs. Florida and tied a career high in tackles with three (9/22)
- Recorded three tackles vs. UTEP, tying his career high (9/15)
- Made two tackles, including the first tackle for loss of his career vs. ETSU (9/8)
- Entered the 2018 season opener vs. West Virginia off the bench, recording one tackle and the first forced fumble of his career (9/1)

### NOTES

- Emerged as a viable defensive back during his true freshman campaign, totaling eight tackles as a backup safety and special teams participant in 2017
  - Sophomore majoring in kinesiology
- >> Full profile on Media Guide Page 97

### CAREER STATS

Defense	GP/GS	UT	AT	TT	Sack	TFL	FF	FR	PBU	Int	High Tk
2017	11/0	6	2	8	0-0	0-0	0	0	0	0	3-UK
2018	9/1	13	3	16	0-0	1-3	1	0	0	0	5-AL
<b>Totals</b>	<b>20/1</b>	<b>19</b>	<b>5</b>	<b>24</b>	<b>0-0</b>	<b>1-3</b>	<b>1</b>	<b>0</b>	<b>0</b>	<b>0</b>	<b>5-AL</b>

### CAREER HIGHS

<b>Tackles</b>	5 vs. Alabama, 10/20/18
<b>Forced Fumbles</b>	1 vs. West Virginia, 9/1/18

### CAREER GAME-BY-GAME

2018 Opp.	U-A-T, Other
vs. West Virginia	1-0-1, 1 ff
ETSU	2-0-2, 1-3 tfl
UTEP	3-0-3
Florida	3-0-3
at Georgia	0-0-0
at Auburn	0-1-1
Alabama	4-1-5
at S. Carolina	0-0-0
Charlotte	0-1-1

## #28 BAYLEN BUCHANAN

5-11, 193, Jr., Lawrenceville, Ga.

### 2018

- Recorded four tackles vs. Charlotte on Nov. 3
- Made two tackles and a PBU at South Carolina (10/27)
- Tallied seven tackles and a PBU that led to an interception and defensive TD for UT against No. 1 Alabama (10/20)
- Made a season-high seven tackles at No. 21 Auburn (10/13)
- Had five tackles at No. 2 Georgia (9/29)
- Tied for first on the team in tackles vs. Florida, recording five (9/22)
- Made the first tackle for loss of his career, a two-yard stop vs. UTEP on Sept. 15
- Had one tackle in the home opener vs. ETSU (9/8)
- Earned the second start of his career in the 2018 Belk College Kickoff vs. West Virginia where he recorded four tackles and a pass breakup as a cornerback (9/1)

### NOTES

- Junior majoring in kinesiology
  - Father Ray starred for the Atlanta Falcons in the NFL
- >> Full profile on Media Guide Page 59

### CAREER STATS

Defense	GP/GS	UT	AT	TT	Sack	TFL	FF	FR	PD	Int	High Tk
2016	13/1	17	3	20	0-0	0-0	0	0	1	0-0	8-AL
2017	6/0	3	1	4	0-0	0-0	0	0	0	0-0	1-AL
2018	9/9	23	14	37	0-0	2-4	0	0	3	0-0	7-2x
<b>Totals</b>	<b>28/10</b>	<b>43</b>	<b>18</b>	<b>61</b>	<b>0-0</b>	<b>2-4</b>	<b>0</b>	<b>0</b>	<b>4</b>	<b>0-0</b>	<b>8-AL</b>

### CAREER HIGHS

<b>Tackles</b>	8 vs. Alabama, 10/15/16
<b>Passes Defended</b>	1 (3x), last vs. Alabama, 10/20/18
<b>Tackles for Loss</b>	1 (2x), last vs. Alabama, 10/20/18

### CAREER GAME-BY-GAME

2017 Opp.	U-A-T, Other	2018 Opp.	U-A-T, Other
vs. Georgia Tech	0-0-0	vs. West Virginia	3-1-4, 1 pb
Indiana State	DNP	ETSU	1-0-1
at Florida	DNP	UTEP	2-0-2, 1-2 tfl
UMass	DNP	Florida	3-2-5
Georgia	0-0-0	at Georgia	3-2-5
South Carolina	0-0-0	at Auburn	4-3-7

at Alabama	1-0-1	Alabama	4-3-7, 1-2 tfl, 1 pbu
at Kentucky	DNP	at S. Carolina	1-1-2, 1 pbu
Southern Miss	DNP	Charlotte	2-2-4
at Missouri	DNP		
LSU	0-0-0		
Vanderbilt	2-1-3		

## SPECIALISTS

### #37 PAXTON BROOKS

**P/PK, 6-6, 180, Fr., West Columbia, S.C.**

#### 2018

- Handles kickoff duties
- Averaged 62.7 yards per kickoff vs. Charlotte on Nov. 3
- Kicked off five times at South Carolina for 321 yards and a touchback (10/27)
- Averaged 59.5 yards on four kickoffs and had one special teams tackle against No. 1 Alabama (10/20)
- Kicked three touchbacks and a total of 361 yards on six kickoffs at No. 21 Auburn (10/13)
- Averaged 64.7 yards per kickoff and had two touchbacks against No. 2 Georgia (9/29)
- Kicked off a career-high 10 times vs. ETSU for 569 yards and five touchbacks (9/8)
- Recorded the first punt of his career vs. ETSU, booting the ball 34 yards to earn the ETSU 17 before a fumble on the return gave UT the ball back (9/8)
- Made his collegiate debut in vs. West Virginia in the Belk College Kickoff, kicking off three times for an average of 64.3 yards per kick (9/1)

#### NOTES

- ESPN: 3-star (No. 5 P/K, No. 15 prospect in South Carolina)
  - Kohl's Professional Camps: 5-star (No. 2 P)
  - Won a punt off to earn the second spot in the 2018 Under Armour All-American Game
  - Freshman majoring in kinesiology
- >> Full profile on Media Guide Page 95

Kickoffs	GP/GS	No	Yds	Avg	TB	OB
2018	9/9	43	2603	60.5	18	1
<b>Totals</b>	<b>9/9</b>	<b>43</b>	<b>2603</b>	<b>60.5</b>	<b>18</b>	<b>1</b>

Punting	GP/GS	No	Yds	Avg	TB	FC	I20	I10	50+	Blk	Long
2018	1/0	1	34	34.0	0	0	1	0	0	0	0-34-ETSU
<b>Totals</b>	<b>1/0</b>	<b>1</b>	<b>34</b>	<b>34.0</b>	<b>0</b>	<b>0</b>	<b>1</b>	<b>0</b>	<b>0</b>	<b>0</b>	<b>0-34-ETSU</b>

#### CAREER HIGHS

<b>Punts</b>	1 vs. ETSU, 9/8/18
<b>Punting Yards</b>	34 vs. ETSU, 9/8/18
<b>Punting Average</b>	34.00 vs. ETSU, 9/8/18
<b>Longest Punt</b>	34 vs. ETSU, 9/8/18
<b>Punts Inside 20</b>	1 vs. ETSU, 9/8/18

#### CAREER GAME-BY-GAME

2018 Opp.	Punting
ETSU	1-34-34.00, 34 Lg, 11-20

2018 Opp.	Kickoffs, TB
vs. West Virginia	3-193-64.3, 1 TB
ETSU	10-569-56.9, 5 TB, 1 OB
UTEP	5-325-65.0, 4 TB
Florida	4-238-59.5, 1 TB
at Georgia	3-194-64.7, 2 TB
at Auburn	6-361-60.2, 3 TB
Alabama	4-238-59.5
at S. Carolina	5-321-64.2, 1 TB
Charlotte	3-188-62.7, 1 TB

### #42 BRENT CIMAGLIA

**PK, 6-0, 210, So., Franklin, Tenn.**

#### CAREER HONORS

- 2017-18 First-Year SEC Academic Honor Roll

#### 2018

- Went 3-for-3 on PATs and made a 45-yard field goal at South Carolina (10/27)
- Made three PATs vs. No. 1 Alabama (10/20)
- Made three field goals, including a season-long 45-yarder, and three PATs to help the Vols to a 30-24 win over No. 21 Auburn(10/13)
- Made two field goals from 32 yards and 41 yards in addition to a PAT against Florida (9/22)
- Went 3-for-3 in PATs and hit a 38-yard field goal vs. UTEP (9/15)

- Made a 26-yard field goal and a career-high eight PATs in the home opener vs. ETSU on Sept. 8
- Made two PATs in the 2018 season opener vs. West Virginia (9/1)

#### NOTES

- Finished 8-of-13 on field goals, including five 40+, and made all three of his PATs during his freshman season (2017)
  - Made a career-high four field goals at Kentucky (10/28/17)
  - Made a career-long 51-yard field goal with 2:58 left in the first half vs. No. 24 Florida (9/16/17)
- >> Full profile on Media Guide Page 64-65

#### CAREER STATS

Kick	GP/GS	FG	FGA	Pct.	PAT	Pts	19-29	30-39	40-49	50+	Lg
2017	5/5	8	13	61.54	3-3	27	3-3	3-3	1-5	1-2	51-UF
2018	8/8	8	11	72.73	25-25	49	2-2	2-3	4-6	0	45-2X
<b>Totals</b>	<b>13/13</b>	<b>16</b>	<b>24</b>	<b>66.67</b>	<b>28-28</b>	<b>76</b>	<b>5-5</b>	<b>5-6</b>	<b>5-11</b>	<b>1-2</b>	<b>51-UF</b>

#### CAREER HIGHS

<b>Field Goals Made</b>	4 at Kentucky, 10/28/17
<b>Field Goals Attempted</b>	6 at Kentucky, 10/28/17
<b>Longest Field Goal</b>	51 at Florida, 9/16/17
<b>Longest Attempt</b>	51 (2x), at Florida, 9/16/17
<b>PATs</b>	8 vs. ETSU, 9/8/18
<b>Kickoffs</b>	4 (2x), at Kentucky, 10/28/17, vs. South Carolina, 10/14/17
<b>Touchbacks</b>	3 vs. South Carolina, 10/14/17

#### CAREER GAME-BY-GAME

2017 Opp.	FGs, PATs, Pts	Kickoffs, TB
at Florida	1-3 (SIG, 47 WL, 51 WR), 0-0 PAT, 3 pts	N/A
UMass	0-1 (45WR), 0-0 PAT, 0 pts	N/A
Georgia	DNP	
South Carolina	3-3 (29G, 33G, 24G), 0-0 PAT, 9 pts	4-260-65.0, 3 TB
at Alabama	0-0, 1-1 PAT, 1 pt	2-116-58.0, 0 TB
at Kentucky	4-6 (30G, 24G, 44WL, 30G, 45G, 43WL) 2-2 PAT, 14 pt	4-260-65.0, 1 TB
Southern Miss	DNP	
at Missouri	DNP	
LSU	DNP	

2018 Opp.	FGs, PATs, Pts	Kickoffs, TB
vs. W. Virginia	0-0, 2-2 PAT, 2 pts	N/A
ETSU	1-1 (26G), 8-8 PAT, 11 pts	N/A
UTEP	1-1 (38G), 3-3 PAT, 6 pts	N/A
Florida	2-2 (32G, 41G), 1-1 PAT, 7 pts	N/A
at Georgia	DNP	
at Auburn	3-4 (42G, 48BLK, 45G, 20G), 3-3 PAT, 12 pts	N/A
Alabama	0-1 (41WL), 3-3 PAT, 3 pts	N/A
at S. Carolina	1-1 (45G), 3-3 PAT, 6 pts	N/A
Charlotte	0-1 (33WR), 2-2 PAT, 2 pts	N/A

### #46 RILEY LOVINGOOD

**LS, 6-0, 213, R-Jr., Hendersonville, Tenn.**

#### CAREER HONORS

- SEC Co-Special Teams Player of the Week (10/3/16)

#### NOTES

- Snapped for VFL Trevor Daniel, who finished No. 2 in the nation in punting average in 2017
  - Graduated with a degree in recreation and sport management
- >> Full profile on Media Guide Page 80

#### CAREER STATS

**Games Played/Started:** 2016: 13/13; 2017: 12/12; 2018: 1/1  
**Career:** 26/26

### #47 JOE DOYLE

**P, 6-0, 201, R-Fr., Knoxville, Tenn.**

#### 2018

- Tied his career high with seven punt attempts vs. Charlotte on Nov. 3
- Booted two punts inside the 20 and averaged a career-high 51.0 yards per punt at South Carolina (10/27)
- Averaged 38.0 yards a punt and landed one inside the 10 against No. 1 Alabama (10/20)
- Landed two punts inside Auburn's 10-yard line, including a 64-yarder that was downed at the 2-yard line (10/13)
- Booted a career-long, 71-yarder to end Tennessee's second drive of the first quarter at No. 2 Georgia (9/29). The punt was the longest by a Vol since VFL Trevor Daniel booted a 72-yard punt at South Carolina in 2017
- Logged three punts vs. Florida for an average of 44.0 yards per punt (9/22)
- Booted a career-high four punts inside the 20-yard line vs. UTEP on Sept. 15

- Had three punts en route to a 45.67 avg. and then career-long punt of 52 yards vs. ETSU (9/8)
- Booted six punts for an average of 38.0 yards per punt, landing two inside the 10 and a long punt of 44 yards in his collegiate debut vs. West Virginia (9/1/18)

#### NOTES

- 2017 Under Armour All-American Punter, 2017 All-State Punter
  - Only punter selected for both the Army and Under Armour All-American games
  - Redshirt freshman majoring in business management
- >> Full profile on Media Guide Page 66

#### CAREER STATS

Punting	GP/GS	No	Yds	Avg	TB	FC	I20	I10	50+	Blk	Long
2018	9/9	44	1843	41.9	5	17	19	9	11	0	71-UGA
<b>Totals</b>	<b>9/9</b>	<b>44</b>	<b>1843</b>	<b>41.9</b>	<b>5</b>	<b>17</b>	<b>19</b>	<b>9</b>	<b>11</b>	<b>0</b>	<b>71-UGA</b>

#### CAREER HIGHS

<b>Punts</b>	7 (2x), last vs. Charlotte, 11/3/18
<b>Punting Yards</b>	330 at Georgia, 9/29/18
<b>Punting Average</b>	51.0 at South Carolina, 10/27/18
<b>Longest Punt</b>	71 at Georgia, 9/29/18
<b>Punts Inside 20</b>	4 vs. UTEP, 9/15/18
<b>Punts Inside 10</b>	2 (2x) vs. UTEP, 9/15/18; vs. West Virginia, 9/1/18
<b>Punts of 50+ Yards</b>	3 at Georgia, 9/29/18

#### 2018 Opp. Punting

vs. West Virginia	6-228-38.0, 44 Lg, 3 I-20, 2 I-10
ETSU	3-137-45.67, 52 Lg, 1 I-20, 1 50+, 1 TB
UTEP	6-234-39.0, 51 Lg, 4 I-20, 2 I-10, 1 50+, 1 TB
Florida	3-132-44.0, 47 Lg, 1 I-20
at Georgia	7-330-47.14, 71 Lg, 2 I-20, 3 50+, 2 TB, 2 FC
at Auburn	4-171-42.8, 64 Lg, 3 I-20, 2 I-10, 2 50+, 1 FC
Alabama	6-228-38.0, 54 Lg, 2 I-20, 1 I-10, 2 50+
at South Carolina	2-102-51.0, 54 Lg, 2 I-20, 1 50+
Charlotte	7-281-40.1, 60 Lg, 2 I-20, 2 I-10, 1 50+, 1 TB, 4 FC

### #52 JESSE MEDFORD

**LS, 5-9, 202, R-Sr., Burlington, N.C.**

#### 2018

- Has started all nine games as the Vols' long snapper this season

#### NOTES

- Tennessee's starting long snapper for punts and kicks
- Played in 10 games as a redshirt junior in 2017
- Redshirt senior majoring in industrial engineering
- First name is Elijah

#### CAREER STATS

**Games Played/Started:** 2016: 13/0; 2017: 10/0; 2018: 9/0  
**Career:** 32/0

GAME RECAPS



GAME 1

#17/20 West Virginia  
Tennessee

40  
14

September 1 | Bank of America Stadium | Charlotte, N.C. | 3:39 p.m. ET | Attendance: 66,793

CHARLOTTE, N.C. – Tennessee fell to No. 17 West Virginia, 40-14, to open the 2018 season Saturday in the Belk College Kickoff at Bank of America Stadium.

All-American West Virginia quarterback Will Grier led a high-powered Mountaineers offense that came to life in the second half—scoring 27 points over the final 30 minutes. Grier finished the game having completed 25 of 34 passes for 429 yards and five touchdowns.

Tennessee won the time of possession and played turnover-free football Saturday but was outgained 547-301 in total yardage. West Virginia averaged 9.0 yards per play on offense and totaled 12 tackles for loss on defense.

After appearing in nine games and making six starts a season ago, redshirt sophomore Jarrett Guarantano earned the opening-day start at quarterback for the Vols and was 19-of-25 passing for 172 yards and a touchdown. His 19 completions were a career-high.

Sophomore running back Tim Jordan enjoyed his best game as a Vol, logging career-highs for carries (20) and rushing yards (118) and scoring his first collegiate touchdown. Marquez Callaway led the Tennessee receiving corps with a career-best six catches for 63 yards.

Linebacker Darrin Kirkland Jr. led UT's defense with 10 tackles, and safety Nigel Warrior added eight stops.

Saturday's game featured an 85-minute halftime due to a weather delay (lightning strikes within an eight-mile radius) that began after the teams left the field.

Tennessee's opening-day captains were sophomore running back Ty Chandler, senior linebacker Jonathan Kongbo, senior defensive lineman Kyle Phillips and junior tight end Eli Wolf.

	1	2	3	4	Final
West Virginia	10	3	20	7	40
Tennessee	0	7	7	0	14

SCORING SUMMARY

Quarter	Time	Player	Play	Score
1st Quarter	11:00	WVU - Staley, E.	26 yd field goal, 7-39 2:25	0 - 3
	03:32	WVU - Simmons, T.J.	59 yd pass from Grier, W. (Staley, E. kick), 5-85 2:18	0 - 10
2nd Quarter	06:13	UT - Wood-Anderson, D.	1 yd pass from Guarantano, J. (Cimaglia, B. kick), 17-78 8:47	7 - 10
	00:00	WVU - Staley, E.	35 yd field goal, 8-72 1:52	7 - 13
3rd Quarter	12:54	WVU - Sills V., D.	33 yd pass from Grier, W. (Staley, E. kick), 4-68 2:06	7 - 20
	08:09	WVU - Jennings, G.	28 yd pass from Grier, W. (Staley, E. kick), 7-60 2:49	7 - 27
	06:09	UT - Jordan, T.	4 yd run (Cimaglia, B. kick), 5-75 2:00	14 - 27
	01:15	WVU - McKoy, K.	14 yd pass from Grier, W. (Grier, W. pass failed), 9-78 4:54	14 - 33
4th Quarter	02:02	WVU - Sills V., D.	10 yd pass from Grier, W. (Staley, E. kick), 8-98 4:41	14 - 40

	WVU	UT
SCORE	40	14
FIRST DOWNS	26	19
RUSHES-YARDS (NET)	27-118	38-129
PASSING YDS (NET)	429	172
PASSES ATT-COMP-INT	34-25-0	25-19-0
TOTAL OFFENSE PLAYS-YARDS	61-547	63-301
FUMBLE RETURNS-YARDS	0-0	0-0
PUNT RETURNS-YARDS	1-1	1-6
KICKOFF RETURNS-YARDS	2-52	3-71
INTERCEPTION RETURNS-YARDS	0-0	0-0
PUNTS (NUMBER-AVG)	2-43.5	6-38.0
FUMBLES-LOST	1-1	1-0
PENALTIES-YARDS	4-35	6-48
POSSESSION TIME	27:37	32:23
THIRD-DOWN CONVERSIONS	5 OF 9	5 OF 14
FOURTH-DOWN CONVERSIONS	0 OF 0	2 OF 3
RED-ZONE SCORES-CHANCES	4-4	2-3
SACKS BY: NUMBER-YARDS	1-7	2-4

**RUSHING:** WEST VIRGINIA-PETTAWAY, M. 9-56; BROWN, LEDDIE 8-33; MCKOY, KENNEDY 4-18; SIMMS, MARCUS 1-5; SINKFIELD, ALEC 1-4; BUSH, TEVIN 1-2; GRIER, WILL 3-0. TENNESSEE-TIM JORDAN 20-118; MADRE LONDON 5-12; JEREMY BANKS 5-11; JOSH PALMER 1-7; TY CHANDLER 4-MINUS 4; JARRETT GUARANTANO 3-MINUS 15.

**PASSING:** WEST VIRGINIA-GRIER, WILL 25-34-0-429. TENNESSEE-JARRETT GUARANTANO 19-25-0-172.

**RECEIVING:** WEST VIRGINIA-SILLS V., DAVID 7-140; JENNINGS, GARY 6-113; SIMMS, MARCUS 2-40; WESCO, TREVON 2-35; SINKFIELD, ALEC 2-15; SIMMONS, T.J. 1-59; MCKOY, KENNEDY 1-14; HASKINS, J. 1-9; MAIDEN, D. 1-8; BUSH, TEVIN 1-1; PETTAWAY, M. 1-MINUS 5. TENNESSEE-MARQUEZ CALLAWAY 6-63; JOSH PALMER 3-33; JAUAN JENNINGS 2-29; BRANDON JOHNSON 2-23; TIM JORDAN 2-11; JEREMY BANKS 1-10; JORDAN MURPHY 1-5; DOMINICK WOOD-ANDERS 1-1; CEDRIC TILLMAN 1-MINUS 3.



GAME 2

ETSU  
Tennessee

3  
59

September 8 | Neyland Stadium | Knoxville, TN | 4:01 p.m. ET | Attendance: 96,464

KNOXVILLE, Tenn. – Jeremy Pruitt earned his first win as a collegiate head coach in dominant fashion as the Tennessee Volunteers defeated in-state foe ETSU 59-3 Saturday evening at Neyland Stadium.

"To me, I don't see this any different than any game I've ever coached in," Pruitt said. "I'm happy we won, and you'll find out (about me) the more games we win, I'm a little more ticked. There's a standard we want to play to. Everything wasn't perfect this week. Everything wasn't perfect in the last couple of days, and we were trying to get things right. We're learning from it, and I think it'll make us a better football team, and it's going to make us a better football program."

Six Vols recorded the first touchdowns of their respective Tennessee careers in the win, led by running backs Jeremy Banks and Madre London with two rushing scores apiece. Josh Palmer entered the checkerboards on a 20-yard end-around rush, and Jordan Murphy hauled in a 50-yard pass to round out UT's offensive touchdowns.

Junior defensive back Marquill Osborne found the end zone for the first time on a blocked punt return, while redshirt junior linebacker Darrin Kirkland Jr. added a defensive touchdown with his first-career pick-six.

Redshirt sophomore quarterback Jarrett Guarantano led the passing attack for the Big Orange, connecting on 8-of-13 attempts for 154 yards. Grad transfer QB Keller Chryst saw action for the second-straight week and completed all three of his passes for 70 yards and a touchdown. Sophomore RB Tim Jordan led all players with 65 yards in 15 attempts on the ground, while junior wideout Marquez Callaway logged a game-high five catches and 78 yards through the air.

Tennessee (1-1) scored its first touchdown at Neyland Stadium in 2018 on a blocked punt return by Osborne. Recovering his own block at the eight-yard line, the junior DB high-stepped into the end zone to put the Vols ahead 10-0 with 2:49 left in the opening frame.

Junior newcomer Emmitt Gooden led Tennessee with eight total tackles on the defensive line, including UT's lone sack and a team-high three tackles for loss. As a unit, the Vols held ETSU to 69 passing yards and limited the Buccaneers to 2-of-15 third-down conversions.

The game entered a weather delay at the 12:01 mark of the second quarter as the clock read 4:52 p.m. Play resumed at 5:40 p.m. for a total delay of 48 minutes.

	1	2	3	4	Final
ETSU	0	0	3	0	3
Tennessee	10	28	7	14	59

SCORING SUMMARY

Quarter	Time	Player	Play	Score
1st Quarter	09:32	UT - Brent Cimaglia	26 yd field goal, 8-58 3:07	3 - 0
	02:49	UT - Marquill Osborne	8 yd blocked punt return (Brent Cimaglia kick)	10 - 0
2nd Quarter	09:27	UT - Jeremy Banks	1 yd run (Brent Cimaglia kick), 6-82 2:34	17 - 0
	09:12	UT - Jeremy Banks	3 yd run (Brent Cimaglia kick), 1-3 0:05	24 - 0
	07:41	UT - Darrin Kirkland Jr.	33 yd interception return (Brent Cimaglia kick)	31 - 0
	03:00	UT - Josh Palmer	20 yd run (Brent Cimaglia kick), 7-69 3:04	38 - 0
3rd Quarter	10:58	UT - Madre London	3 yd run (Brent Cimaglia kick), 10-75 4:02	45 - 0
	06:01	ETSU - Jerman, J.	39 yd field goal, 11-54 4:57	45 - 3
4th Quarter	13:34	UT - Jordan Murphy	50 yd pass from Keller Chryst (Brent Cimaglia kick), 3-65 1:18	52 - 3
	03:20	UT - Madre London	4 yd run (Brent Cimaglia kick), 6-19 3:40	59 - 3

	ETSU	UT
SCORE	3	59
FIRST DOWNS	9	19
RUSHES-YARDS (NET)	29-125	44-190
PASSING YDS (NET)	69	224
PASSES ATT-COMP-INT	29-12-2	16-11-0
TOTAL OFFENSE PLAYS-YARDS	58-194	60-414
FUMBLE RETURNS-YARDS	0-0	0-0
PUNT RETURNS-YARDS	1-3	2-25
KICKOFF RETURNS-YARDS	1-8	0-0
INTERCEPTION RETURNS-YARDS	0-0	2-54
PUNTS (NUMBER-AVG)	8-36.2	4-42.8
FUMBLES-LOST	1-1	0-0
PENALTIES-YARDS	6-39	3-19
POSSESSION TIME	29:08	30:52
THIRD-DOWN CONVERSIONS	2 OF 15	4 OF 10
FOURTH-DOWN CONVERSIONS	1 OF 3	1 OF 1
RED-ZONE SCORES-CHANCES	1-1	6-6
SACKS BY: NUMBER-YARDS	1-6	1-6

**RUSHING:** ETSU-SAYLORS, J. 8-41; HOLMES, Q. 10-35; HERINK, A. 2-27; MARCHI, L. 3-9; MONROE, D. 3-9; THOMPSON, M. 3-4. TENNESSEE-TIM JORDAN 15-65; JEREMY BANKS 13-62; MADRE LONDON 8-47; JOSH PALMER 1-20; PRINCETON FANT 3-7; TEAM 3-MINUS 5; JARRETT GUARANTANO 1-MINUS 6.

**PASSING:** ETSU-MARCHI, L. 11-26-2-72; HERINK, A. 1-3-0-MINUS 3. TENNESSEE-JARRETT GUARANTANO 8-13-0-154; KELLER CHRYSY 3-3-0-70.

**RECEIVING:** ETSU-COFFEE, K. 4-30; WERTS, A. 3-18; SAYLORS, J. 2-18; HARRISON, Q. 1-8; MARCHI, L. 1-MINUS 2; ADKINS, N. 1-MINUS 3. TENNESSEE-MARQUEZ CALLAWAY 5-78; JORDAN MURPHY 3-75; JOSH PALMER 1-51; DOMINICK WOOD-ANDERS 1-12; JAUAN JENNINGS 1-8.



GAME RECAPS



**GAME 3**  
UTEP  
Tennessee

0  
24

September 15 | Neyland Stadium | Knoxville, TN | 12:01 p.m. ET | Attendance: 87,074

**KNOXVILLE, Tenn.** – Sophomore running back Ty Chandler rushed 12 times for a career-best 158 yards and a touchdown as Tennessee recorded its first shutout since 2016 in a 24-0 victory over UTEP on Saturday afternoon at Neyland Stadium.

A crowd of 87,074 was on hand for the contest, including 1,067 evacuees of Hurricane Florence from North Carolina, South Carolina and Virginia. They received complimentary tickets to the game from UT Athletics.

Chandler averaged 13.2 yards per carry, bolstered by an 81-yard touchdown run in the third quarter. His previous best rushing day came at Kentucky last season, when he had 120 yards on 22 attempts. He posted the most yards by a UT running back in a single game since Rajion Neal had 169 against South Alabama on Sept. 28, 2013.

Sophomore running back Tim Jordan added another rushing TD for the Vols, who rolled up 345 yards on the ground on 50 carries for a 6.9 average on the day. Graduate transfer Madre London contributed a season-high 74 yards to that cause via nine attempts.

Redshirt sophomore quarterback Jarrett Guarantano completed 12 of 16 passes for 168 yards and a score, connecting with six different receivers. Redshirt junior wide receiver Jauan Jennings had a four-yard TD reception and finished with three catches for 22 yards. Junior wideout Brandon Johnson led UT with four catches for 51 yards, while sophomore receiver Josh Palmer hauled in two balls for a career-best 64 yards.

UT's defense, meanwhile, limited the Miners (0-3) to only 134 total yards and seven first downs. Junior linebacker Daniel Bituli paced the Vols, tallying six tackles, including a sack. Redshirt senior defensive end Alexis Johnson Jr. added five stops and a quarterback hurry.

Tennessee allowed the Miners to cross the 50-yard line only twice during the game, with both times coming in the first half. The Big Orange defense allowed the Miners to convert only two of 13 third-down plays into first downs, helping secure the program's first shutout of any opponent since a 55-0 Homecoming romp over Tennessee Tech on Nov. 5, 2016, and its first blanking of an FBS foe since rolling past North Texas 24-0 in another Homecoming game on Nov. 14, 2015.

	1	2	3	4	Final
UTEP	0	0	0	0	0
Tennessee	3	7	7	7	24

SCORING SUMMARY

Quarter	Time	Player	Score
1st Quarter	02:39	UT - Cimaglia, B. 38 yd field goal	15-60 7:41
2nd Quarter	10:49	UT - Jordan, T. 3 yd run (Cimaglia, B. kick)	3-36 1:04
3rd Quarter	13:49	UT - Chandler, T. 81 yd run (Cimaglia, B. kick)	1-81 0:12
4th Quarter	11:14	UT - Jennings, J. 4 yd pass from Guarantano, J. (Cimaglia, B. kick)	11-71 5:10

	UTEP	UT
<b>SCORE</b>	<b>0</b>	<b>24</b>
FIRST DOWNS	7	24
RUSHES-YARDS (NET)	28-95	50-345
PASSING YDS (NET)	39	167
PASSES ATT-COMP-INT	23-9-0	19-13-0
TOTAL OFFENSE PLAYS-YARDS	51-134	69-512
FUMBLE RETURNS-YARDS	0-0	0-0
PUNT RETURNS-YARDS	1-0	3-5
KICKOFF RETURNS-YARDS	1-25	0-0
INTERCEPTION RETURNS-YARDS	0-0	0-0
PUNTS (NUMBER-AVG)	12-39.2	6-39.0
FUMBLES-LOST	1-0	3-2
PENALTIES-YARDS	6-42	8-65
POSSESSION TIME	26:36	33:24
THIRD-DOWN CONVERSIONS	2 OF 14	4 OF 12
FOURTH-DOWN CONVERSIONS	0 OF 0	1 OF 1
RED-ZONE SCORES-CHANCES	0-0	3-5
SACKS BY: NUMBER-YARDS	2-14	2-8

**RUSHING:** UTEP-WADLEY,Q. 8-33; HUGHES,T. 5-33; LOCKSLEY,K. 9-24; JOHNSON,K. 2-6; FIELDS,J. 4-MINUS 1. TENNESSEE-TY CHANDLER 12-158; MADRE LONDON 9-74; TIM JORDAN 13-49; JEREMY BANKS 9-45; JARRETT GUARANTANO 6-20; TEAM 1-MINUS 1.

**PASSING:** UTEP-LOCKSLEY,K. 9-22-0-39; METZ,R. 0-1-0-0. TENNESSEE-JARRETT GUARANTANO 12-16-0-168; KELLER CHRYST 1-3-0-MINUS 1.

**RECEIVING:** UTEP-FOSTER,K. 2-21; REDIX,W. 2-15; DIMEL,W. 2-MINUS 4; LUCERO,D. 1-4; MCKEE,F. 1-2; JOHNSON,K. 1-1. TENNESSEE-BRANDON JOHNSON 4-51; JAUAN JENNINGS 3-22; JOSH PALMER 2-64; DOMINICK WOOD-ANDERS 2-21; MARQUEZ CALLAWAY 1-8; MADRE LONDON 1-1.



**GAME 4**  
Florida  
Tennessee

47  
21

September 22 | Neyland Stadium | Knoxville, TN | 7:05 p.m. ET | Attendance: 100,027

**KNOXVILLE, Tenn.** – Tennessee and Florida were nearly even in total yardage, but six turnovers proved too much for the Vols to overcome in a 47-21 loss to the Gators in front of a crowd of 100,207 Saturday night at Neyland Stadium.

Florida quarterback Feleipe Franks passed for 172 yards and three touchdowns and ran for another score to help the Gators improve to 3-1 overall and 1-1 in the SEC. UT fell to 2-2 overall and 0-1 in league play on a night that saw Tennessee's 1998 National Championship team honored on the field.

Tennessee out-gained Florida through the air, 208-186, with redshirt junior receiver Jauan Jennings hauling in four catches for a season-high 60 yards. Redshirt sophomore quarterback Jarrett Guarantano finished the evening 7-of-18 passing for 164 yards.

Sophomore Ty Chandler and redshirt senior Madre London each had 66 yards rushing to pace a Tennessee ground attack that produced 156 yards. London and freshman Jeremy Banks had touchdown runs for the Big Orange.

Freshman defensive back Alontae Taylor forced his first-career fumble, which was recovered by Kyle Phillips at the end of the first quarter, and it led to UT's first points of the night after Brent Cimaglia made his first of two field goals in the game.

	1	2	3	4	Final
Florida	14	12	7	14	47
Tennessee	0	3	10	8	21

SCORING SUMMARY

Quarter	Time	Player	Score
1st Quarter	06:50	UF - Raymond, R.J. 1 yd pass from Franks, F. (McPherson, E. kick)	4-22 1:26
	04:52	UF - Franks, F. 1 yd run (McPherson, E. kick)	2-7 0:43
2nd Quarter	13:13	UF - Cimaglia, B. 32 yd field goal	7-19 3:07
	11:03	UF - Jefferson, C. safety	3-16
	10:42	UF - Swain, F. 65 yd pass from Franks, F. (McPherson, E. kick)	1-65 0:15
	00:15	UF - McPherson, E. 25 yd field goal	8-66 2:59
3rd Quarter	14:44	UF - Scarlett, J. 19 yd run (McPherson, E. kick)	1-19 0:08
	12:38	UF - Cimaglia, B. 41 yd field goal	8-51 2:06
	01:22	UF - London, M. 1 yd run (Cimaglia, B. kick)	11-69 4:39
4th Quarter	13:17	UF - Cleveland, T. 38 yd pass from Franks, F. (McPherson, E. kick)	7-75 3:05
	05:04	UF - Banks, J. 2 yd run (Jennings, J. pass from Chryst, K.)	12-76 4:49
	04:54	UF - Pierce, D. 47 yd run (McPherson, E. kick)	1-47 0:10

	UF	UT
<b>SCORE</b>	<b>47</b>	<b>21</b>
FIRST DOWNS	14	18
RUSHES-YARDS (NET)	34-201	54-156
PASSING YDS (NET)	186	208
PASSES ATT-COMP-INT	19-10-0	25-10-2
TOTAL OFFENSE PLAYS-YARDS	53-387	79-364
FUMBLE RETURNS-YARDS	1-1	1-4
PUNT RETURNS-YARDS	1-4	1-6
KICKOFF RETURNS-YARDS	2-36	4-78
INTERCEPTION RETURNS-YARDS	2-5	0-0
PUNTS (NUMBER-AVG)	7-46.0	3-44.0
FUMBLES-LOST	1-1	4-4
PENALTIES-YARDS	10-79	6-58
POSSESSION TIME	25:35	34:17
THIRD-DOWN CONVERSIONS	3 OF 11	8 OF 18
FOURTH-DOWN CONVERSIONS	0 OF 0	0 OF 2
RED-ZONE SCORES-CHANCES	4-4	4-4
SACKS BY: NUMBER-YARDS	1-10	2-14

**RUSHING:** FLORIDA-SCARLETT,J. 11-77; PIERCE,D. 7-63; TONEY,K. 1-34; PERINEL, 6-16; FRANKS,F. 9-11. TENNESSEE-TY CHANDLER 19-66; MADRE LONDON 11-66; JEREMY BANKS 8-25; TIM JORDAN 9-5; KELLER CHRYST 1-4; TEAM 2-MINUS 5; JARRETT GUARANTANO 4-MINUS 5.

**PASSING:** FLORIDA-FRANKS,F. 9-18-0-172; TRASK,K. 1-1-0-14. TENNESSEE-JARRETT GUARANTANO 7-18-2-164; KELLER CHRYST 3-7-0-44.

**RECEIVING:** FLORIDA-SWAIN,F. 2-88; CLEVELAND,T. 2-43; STEPHENS,M. 2-27; GRIMES,T. 1-14; TONEY,K. 1-7; GAMBLE,K. 1-6; RAYMOND,R. 1-1. TENNESSEE-JAUAN JENNINGS 4-60; MARQUEZ CALLAWAY 2-61; BRANDON JOHNSON 2-17; AUSTIN POPE 1-55; JOSH PALMER 1-15.

GAME RECAPS



**GAME 5**  
Tennessee  
#2/3 Georgia

12  
38

September 29 | Sanford Stadium | Athens, GA | 3:36 p.m. ET | Attendance: 92,746

**ATHENS, Ga.** – Tennessee scored two second-half touchdowns to pull within 12 points, but a late push by No. 2/3 Georgia proved to be too much for the Volunteers in a 38-12 defeat at Sanford Stadium.

“We have fight in us, and we’re not going to quit,” Tennessee head coach Jeremy Pruitt said. “It kind of gets me excited. These guys on this team have had a lot of negatives go against them for awhile, and I’m proud of them for the way they fought.”

“And it isn’t easy. Our guys kept fighting, which means we’re headed in the right direction and that excites me.”

Redshirt sophomore quarterback Jarrett Guarantano paced the Vols offensively, completing 13 of 21 passes for 143 yards and two touchdowns. Sophomore running back Ty Chandler caught four passes for 53 yards and a touchdown in addition to rushing five times for 27 yards.

Georgia quarterback Jake Fromm completed 16 of 22 passes for 185 yards. Running back Elijah Holyfield led the Bulldogs in rushing with 78 yards on 16 carries, while backup quarterback Justin Fields scored twice on the ground.

With 11:10 remaining in the final quarter, Chandler took a screen pass from Guarantano 35 yards for a touchdown. The score completed a five-play, 57-yard drive and cut Georgia’s lead to 24-12 after Tennessee was unsuccessful on the two-point conversion.

On Georgia’s ensuing possession, the Bulldogs took the ball 75 yards in 13 plays while chewing up more than seven minutes of game clock in the process to extend their lead to 31-12. UGA scored once more on its next drive to bring the final score to 38-12.

Tennessee dropped to 2-3 (0-2 SEC) with the loss. Georgia moved to 5-0 (2-0 SEC).

	1	2	3	4	Final
Tennessee	0	0	6	6	12
Georgia	7	10	7	14	38

SCORING SUMMARY

<b>1st Quarter</b>		
08:52 UGA - Nauta, I. 31 yd run (Blankenship, R. kick), 8-86 3:40		0 - 7
<b>2nd Quarter</b>		
11:57 UGA - Blankenship, R. 43 yd field goal, 9-35 5:15		0 - 10
00:30 UGA - Swift, D. 1 yd run (Blankenship, R. kick), 12-70 5:07		0 - 17
<b>3rd Quarter</b>		
09:52 UGA - Fields, J. 12 yd run (Blankenship, R. kick), 10-75 5:08		0 - 24
05:14 UT - Palmer, J. 37 yd pass from Guarantano, J. (Guarantano pass failed), 10-75 4:38	6 - 24	
<b>4th Quarter</b>		
11:10 UT - Chandler, T. 35 yd pass from Guarantano, J. (Guarantano pass failed), 5-57 2:24	12 - 24	
03:31 UGA - Swift, D. 13 yd run (Blankenship, R. kick), 13-75 7:39		12 - 31
02:41 UGA - Fields, J. 15 yd run (Blankenship, R. kick), 2-31 0:43		12 - 38

	UT	UGA
<b>SCORE</b>	<b>12</b>	<b>38</b>
FIRST DOWNS	11	26
RUSHES-YARDS (NET)	25-66	50-251
PASSING YDS (NET)	143	190
PASSES ATT-COMP-INT	21-13-0	24-17-0
TOTAL OFFENSE PLAYS-YARDS	46-209	74-441
FUMBLE RETURNS-YARDS	0-0	0-0
PUNT RETURNS-YARDS	0-0	0-0
KICKOFF RETURNS-YARDS	0-0	0-0
INTERCEPTION RETURNS-YARDS	0-0	0-0
PUNTS (NUMBER-AVG)	7-47.1	4-41.0
FUMBLES-LOST	1-1	4-0
PENALTIES-YARDS	5-25	6-40
POSSESSION TIME	22:33	37:27
THIRD-DOWN CONVERSIONS	2 OF 10	8 OF 14
FOURTH-DOWN CONVERSIONS	0 OF 0	1 OF 1
RED-ZONE SCORES-CHANCES	0-0	5-5
SACKS BY: NUMBER-YARDS	3-15	2-8

**RUSHING:** TENNESSEE-TY CHANDLER 5-27; TIM JORDAN 6-21; JEREMY BANKS 6-18; MADRE LONDON 3-6; JOSH PALMER 2-4; TEAM 1-MINUS 2; JARRETT GUARANTANO 2-MINUS 8. GEORGIA-E. HOLYFIELD 16-78; BRIAN HERRIEN 9-56; D’ANDRE SWIFT 12-50; JUSTIN FIELDS 5-45; JAMES COOK 1-4; D. ROBERTSON 1-2; TEAM 1-MINUS 1; JAKE FROMM 5-MINUS 14; ISAAC NAUTA 0-31.

**PASSING:** TENNESSEE-JARRETT GUARANTANO 13-21-0-143. GEORGIA-JAKE FROMM 16-22-0-185; JUSTIN FIELDS 1-2-0-5.

**RECEIVING:** TENNESSEE-TY CHANDLER 4-53; MARQUEZ CALLAWAY 2-21; DOMINICK WOOD-ANDERS 2-17; JAUAN JENNINGS 2-17; BRANDON JOHNSON 2-MINUS 2; JOSH PALMER 1-37. GEORGIA-MECOLE HARDMAN 4-43; RILEY RIDLEY 4-36; J. HOLLOMAN 2-35; TERRY GODWIN 2-26; D’ANDRE SWIFT 1-22; ISAAC NAUTA 1-17; CHARLIE WOERNER 1-8; JAMES COOK 1-5; BRIAN HERRIEN 1-MINUS 2.



**GAME 6**  
Tennessee  
#21/21 Auburn

30  
24

October 13 | Jordan-Hare Stadium | Auburn, AL | 11:01 p.m. CT | Attendance: 84,589

**AUBURN, Ala.** – Tennessee outscored No. 21/21 Auburn 17-7 in the final two quarters of Saturday’s game to earn its first road and SEC win of the season at Jordan-Hare Stadium.

“We beat a really good football team today,” head coach Jeremy Pruitt said. “It’s like I told them in there, if we learn to execute and raise our level of fight, we’ve got a chance to have a really good football team. There were times in the game where things didn’t go our way. I didn’t think we played very well at certain times in the game, but our guys kind of kept their poise. Fought a little bit harder. They played with a little better technique. We got some turnovers and didn’t turn the ball over.”

The conference victory is the first of the Jeremy Pruitt era and marks UT’s first road win over a ranked Auburn team since the 1980 season when the Vols defeated the No. 18 Tigers 42-0 in Auburn.

With the win, Tennessee improves to 3-3 (1-2 SEC) and Auburn moves to 4-3 (1-3 SEC) on the season.

Redshirt sophomore quarterback Jarrett Guarantano paced the Vols offensively, completing a career-high 21 of 32 passes for 328 yards and two touchdowns.

Sophomore running back Ty Chandler rushed for 50 yards on 16 carries while redshirt junior wide receiver Jauan Jennings caught five passes for 71 yards and a touchdown.

Auburn quarterback Jarrett Stidham completed 28 of 45 passes for 322 yards, two touchdowns and two interceptions.

Andrew Schwartz led the Tigers in rushing with 44 yards on three carries and added 83 yards on two receptions.

	1	2	3	4	Final
Tennessee	3	10	14	3	30
Auburn	10	7	0	7	24

SCORING SUMMARY

<b>1st Quarter</b>		
09:44 AU - Cox, C. 1 yd run (Carlson, A. kick), 14-75 5:16		0 - 7
05:24 UT - Cimaglia, B. 42 yd field goal, 8-50 4:20		3 - 7
02:20 AU - Carlson, A. 20 yd field goal, 10-73 3:04		3 - 10
<b>2nd Quarter</b>		
10:44 UT - Chandler, T. 42 yd pass from Guarantano, J. (Cimaglia, B. kick), 5-59 2:21	10 - 10	
03:26 AU - Schwartz, A. 76 yd pass from Stidham, J. (Carlson, A. kick), 2-79 0:43		10 - 17
00:07 UT - Cimaglia, B. 45 yd field goal, 7-24 0:37		13 - 17
<b>3rd Quarter</b>		
03:25 UT - Jennings, J. 25 yd pass from Guarantano, J. (Cimaglia, B. kick), 12-86 6:24	20 - 17	
02:34 UT - A. Taylor 8 yd fumble recovery (Cimaglia, B. kick)		27 - 17
<b>4th Quarter</b>		
09:04 UT - Cimaglia, B. 20 yd field goal, 5-47 2:05		30 - 17
00:37 AU - Williams, S. 14 yd pass from Stidham, J. (Carlson, A. kick), 13-88 1:56		30 - 24

	UT	AU
<b>SCORE</b>	<b>30</b>	<b>24</b>
FIRST DOWNS	16	22
RUSHES-YARDS (NET)	36-68	34-126
PASSING YDS (NET)	328	322
PASSES ATT-COMP-INT	32-21-0	46-28-2
TOTAL OFFENSE PLAYS-YARDS	68-396	80-448
FUMBLE RETURNS-YARDS	1-8	0-0
PUNT RETURNS-YARDS	1-0	0-0
KICKOFF RETURNS-YARDS	0-0	2-30
INTERCEPTION RETURNS-YARDS	2-16	0-0
PUNTS (NUMBER-AVG)	4-42.8	3-44.3
FUMBLES-LOST	0-0	3-1
PENALTIES-YARDS	5-40	5-38
POSSESSION TIME	34:01	25:59
THIRD-DOWN CONVERSIONS	10 OF 19	9 OF 16
FOURTH-DOWN CONVERSIONS	0 OF 1	1 OF 2
RED-ZONE SCORES-CHANCES	1-1	3-3
SACKS BY: NUMBER-YARDS	2-22	3-18

**RUSHING:** TENNESSEE-TY CHANDLER 16-50; TIM JORDAN 13-26; MADRE LONDON 1-0; TEAM 1-MINUS 2; JARRETT GUARANTANO 5-MINUS 6. AUBURN-A. SCHWARTZ 3-44; J. WHITLOW 12-42; MALIK MILLER 6-32; SHAUN SHIVERS 1-8; RYAN DAVIS 1-5; KAM MARTIN 2-3; CHANDLER COX 1-1; TEAM 1-MINUS 2; JARRETT STIDHAM 7-MINUS 7.

**PASSING:** TENNESSEE-JARRETT GUARANTANO 21-32-0-328. AUBURN-JARRETT STIDHAM 28-45-2-322; TEAM 0-1-0-0.

**RECEIVING:** TENNESSEE-JAUAN JENNINGS 5-71; TY CHANDLER 5-62; JOSH PALMER 3-84; MARQUEZ CALLAWAY 2-55; TIM JORDAN 2-23; ELI WOLF 1-12; BRANDON JOHNSON 1-10; JORDAN MURPHY 1-7; DOMINICK WOOD-ANDERS 1-4. AUBURN-RYAN DAVIS 7-57; MALIK MILLER 6-57; SETH WILLIAMS 5-85; A. SCHWARTZ 2-83; DARIUS SLAYTON 2-24; SAL CANNELLA 2-9; CHANDLER COX 1-6; J. WHITLOW 1-3; KAM MARTIN 1-0; SHAUN SHIVERS 1-MINUS 2.

GAME RECAPS



**GAME 7**  
#1/1 Alabama  
Tennessee

58  
21

October 20 | Neyland Stadium | Knoxville, TN | 3:39 p.m. ET | Attendance: 97,087

**KNOXVILLE, Tenn.** – Tennessee fought back in the second quarter, scoring touchdowns on back-to-back drives, but the Volunteers fell to No. 1 Alabama, 58-21, on Saturday at Neyland Stadium.

“I think we learned a lot about our football team today,” UT head coach Jeremy Pruitt said. “There are some guys we had on our team that this game was way too big for them, and I think everyone was able to see that. It helps us, and we’ll move on with it. We play a good football team next week, so we have to go back to work tomorrow and get ready for South Carolina.”

Today’s “Third Saturday of October” matchup marked the 101st meeting between Tennessee (3-4, 1-3 SEC) and Alabama (8-0, 5-0).

Redshirt sophomore quarterback Jarrett Guarantano completed 5 of 10 passes for 63 yards before exiting the game with an injury in the second quarter. Redshirt senior backup quarterback Keller Chryst entered the game with 8:40 left in the first half and went on to complete 9 of 15 passes for 164 yards and two touchdowns.

Offensively, the Vols were led by redshirt junior wide receiver Jauan Jennings, who caught six passes for 102 yards, and sophomore running back Ty Chandler who had three receptions for 39 yards and a touchdown. Chandler also added 21 yards on the ground. His touchdown reception makes him the first Tennessee running back ever with TD catches in three consecutive games.

Alabama starting quarterback Tau Tagovailoa finished 19 of 29 for 306 yards and four touchdowns. Jalen Hurts entered in the third quarter and finished 2 of 3 for 21 yards with a rushing touchdown and an interception.

Tennessee’s two touchdowns during the second quarter were jumpstarted by back-to-back three-and-outs forced by the Vols’ defense. During those drives, the Crimson Tide were held to two yards and negative six yards, respectively. The back-to-back three-and-outs were the first the Tide had suffered with Tagovailoa running the offense this season.

	1	2	3	4	Final
Alabama	28	14	16	0	58
Tennessee	0	14	7	0	21

SCORING SUMMARY

1st Quarter

10:58 UA - Jeudy, J. 11 yd pass from Tagovailoa, T. (Bulovas, J. kick), 9-58 4:02 0 - 7  
 10:35 UA - Jacobs, J. 3 yd run (Bulovas, J. kick), 2-3 0:08 0 - 14  
 08:08 UA - Waddle, J. 77 yd pass from Tagovailoa, T. (Bulovas, J. kick), 1-77 0:11 0 - 21  
 03:31 UA - Harris, D. 3 yd run (Bulovas, J. kick), 9-93 2:44 0 - 28

2nd Quarter

07:21 UT - Chandler, T. 10 yd pass from Chryst, K. (Cimaglia, B. kick), 5-75 2:51 7 - 28  
 04:23 UA - Jacobs, J. 2 yd run (Bulovas, J. kick), 8-43 2:58 7 - 35  
 02:18 UT - Byrd, T. 20 yd pass from Chryst, K. (Cimaglia, B. kick), 6-81 1:58 14-35  
 00:15 UA - Smith Jr., I. 9 yd pass from Tagovailoa, T. (Bulovas, J. kick), 9-85 2:01 14 - 42

3rd Quarter

14:52 UA - TEAM safety 14 - 44  
 12:52 UA - Ruggs III, H. 41 yd pass from Tagovailoa, T. (Bulovas, J. kick), 4-54 1:54 14 - 51  
 05:17 UT - Phillips, K. 27 yd INT return (Cimaglia, B. kick) 21 - 51  
 01:03 UA - Hurts, J. 21 yd run (Bulovas, J. kick), 8-70 4:06 21 - 58

4th Quarter

No Scoring

	UA	UT
<b>SCORE</b>	<b>58</b>	<b>21</b>
FIRST DOWNS	30	13
RUSHES-YARDS (NET)	42-218	30-31
PASSING YDS (NET)	327	227
PASSES ATT-COMP-INT	32-21-1	25-14-0
TOTAL OFFENSE PLAYS-YARDS	74-545	55-297
FUMBLE RETURNS-YARDS	0-0	0-0
PUNT RETURNS-YARDS	1-7	0-0
KICKOFF RETURNS-YARDS	4-86	5-69
INTERCEPTION RETURNS-YARDS	0-0	1-27
PUNTS (NUMBER-AVG)	2-41.0	6-38.0
FUMBLES-LOST	0-0	3-1
PENALTIES-YARDS	5-36	9-59
POSSESSION TIME	32:33	27:27
THIRD-DOWN CONVERSIONS	4 OF 8	3 OF 13
FOURTH-DOWN CONVERSIONS	1 OF 2	1 OF 1
RED-ZONE SCORES-CHANCES	6-7	2-2
SACKS BY: NUMBER-YARDS	3-10	0-0

**RUSHING:** ALABAMA-JACOBS, J. 12-68; ROBINSON JR., B. 13-60; HARRIS, N. 9-50; HURTS, J. 2-24; HARRIS, D. 3-12; TAGOVAILOA, T. 1-6; TEAM 2-MINUS 2. TENNESSEE-TIM JORDAN 14-50; TY CHANDLER 9-21; TEAM 1-MINUS 2; KELLER CHRYS 1-MINUS 3; MADRE LONDON 2-MINUS 5; JARRETT GUARANTANO 3-MINUS 30.

**PASSING:** ALABAMA-TAGOVAILOA, T. 19-29-0-306; HURTS, J. 2-3-1-21. TENNESSEE-KELLER CHRYS 9-15-0-164; JARRETT GUARANTANO 5-10-0-63.

**RECEIVING:** ALABAMA-JEUDY, J. 5-72; SMITH JR., I. 5-50; WADDLE, J. 4-117; RUGGS III, H. 3-65; HARRIS, D. 1-11; KIEF, D. 1-9; JACOBS, J. 1-2; HARRIS, N. 1-1. TENNESSEE-JAUAN JENNINGS 6-102; TY CHANDLER 3-39; JOSH PALMER 1-30; BRANDON JOHNSON 1-27; TYLER BYRD 1-20; TIM JORDAN 1-7; ELI WOLF 1-2.



**GAME 8**  
Tennessee  
South Carolina

24  
27

October 27 | Williams-Brice Stadium | Columbia, SC | 7:39 p.m. ET | Attendance: 80,614

**COLUMBIA, S.C.** – Tennessee fell to South Carolina on Saturday night as the Gamecocks rallied to take a late, 27-24 lead at Williams-Brice Stadium.

With the loss, Tennessee holds a 3-5 (1-4 SEC) record while the Gamecocks move to 4-3 (3-3 SEC).

The Vols were led offensively by redshirt sophomore quarterback Jarrett Guarantano who completed 27-of-39 passes for 207 yards and two touchdowns. Sophomore running back Tim Jordan led the ground attack with 12 attempts for 62 yards while junior wide receiver Marquez Callaway had nine receptions for 86 yards to lead the receiving corps.

Defensively, junior Nigel Warrior ranked first on the team with nine tackles while red-shirt senior Todd Kelly Jr., redshirt junior Darrin Kirkland Jr. and senior Kyle Phillips each tallied six for the Vols.

South Carolina’s Jake Bentley threw for 152 yards (11-of-16) and one touchdown in the outing.

Tennessee converted 5-of-7 third downs in the first half, including four in its second drive of the second quarter. Guarantano rushed for 11 yards, sophomore running back Ty Chandler had a four-yard reception and Callaway notched catches of 16 and 12 yards. Overall, UT finished 11-of-16 on third downs.

	1	2	3	4	Final
Tennessee	7	7	10	0	24
South Carolina	3	6	15	3	27

SCORING SUMMARY

1st Quarter

04:53 UT - Wolf, E. 5 yd pass from Guarantano, J. (Cimaglia, B. kick), 6-39 4:42 7 - 0  
 00:37 SC - White, P. 19 yd field goal, 11-68 4:16 7 - 3

2nd Quarter

02:11 UT - Jennings, J.. 6 yd pass from Guarantano, J. (Cimaglia, B. kick), 15-71 7:53 14 - 3  
 00:49 SC - Samuel, D. 3 yd pass from Bentley, J. (White, P. kick blocked), 8-60 1:22 14 - 9

3rd Quarter

10:02 UT - Fils-aime, C. 14 yd run (Cimaglia, B. kick), 9-75 4:58 21 - 9  
 08:05 SC - Dowdle, R. 1 yd run (White, P. kick), 7-66 1:57 21 - 16  
 01:47 UT - Cimaglia, B. 45 yd field goal, 13-47 6:18 24 - 16  
 00:05 SC - Williams, T. 1 yd run (Bentley, J. rush), 4-75 1:42 24 - 24

4th Quarter

05:52 SC - White, P. 25 yd field goal, 9-57 3:55 24 - 27

	UT	SC
<b>SCORE</b>	<b>24</b>	<b>27</b>
FIRST DOWNS	23	19
RUSHES-YARDS (NET)	34-144	40-224
PASSING YDS (NET)	207	152
PASSES ATT-COMP-INT	39-27-0	16-11-1
TOTAL OFFENSE PLAYS-YARDS	73-351	56-376
FUMBLE RETURNS-YARDS	0-0	0-0
PUNT RETURNS-YARDS	1-7	0-0
KICKOFF RETURNS-YARDS	1-27	4-105
INTERCEPTION RETURNS-YARDS	1-0	0-0
PUNTS (NUMBER-AVG)	2-51.0	2-50.0
FUMBLES-LOST	0-0	0-0
PENALTIES-YARDS	9-75	2-9
POSSESSION TIME	38:33	21:27
THIRD-DOWN CONVERSIONS	11 OF 16	4 OF 9
FOURTH-DOWN CONVERSIONS	0 OF 2	0 OF 0
RED-ZONE SCORES-CHANCES	4-4	5-6
SACKS BY: NUMBER-YARDS	1-8	2-5

**RUSHING:** TENNESSEE-TIM JORDAN 12-62; TY CHANDLER 11-54; CARLIN FILS-AIME 3-20; JARRETT GUARANTANO 7-10; TEAM 1-MINUS 2. SOUTH CAROLINA-RICO DOWDLE 14-140; TY’SON WILLIAMS 13-34; MON DENSON 6-30; JAKE BENTLEY 4-20; DEEBO SAMUEL 2-8; TEAM 1-MINUS 8.

**PASSING:** TENNESSEE-JARRETT GUARANTANO 27-39-0-207. SOUTH CAROLINA-JAKE BENTLEY 11-16-1-152.

**RECEIVING:** TENNESSEE-MARQUEZ CALLAWAY 9-86; TY CHANDLER 7-29; TIM JORDAN 4-29; JAUAN JENNINGS 3-26; JOSH PALMER 2-29; ELI WOLF 1-5; BRANDON JOHNSON 1-3. SOUTH CAROLINA-BRYAN EDWARDS 3-96; DEEBO SAMUEL 3-8; TY’SON WILLIAMS 2-16; K.C. CROSBY 1-15; KIEL POLLARD 1-10; JOSH VANN 1-7.



# GAME RECAPS



**GAME 9**  
Charlotte  
Tennessee

**3**  
**14**

**November 3 | Neyland Stadium | Knoxville, TN | 4:01 p.m. ET | Attendance: 86,753**

**KNOXVILLE, Tenn.** -- Tennessee opened the month of November with a win, topping the Charlotte 49ers 14-3 Saturday evening at Neyland Stadium. It was the fifth-straight Homecoming win for the Volunteers and 73rd overall on the occasion since 1916.

"I was really proud of the way our guys found a way to get a win," head coach Jeremy Pruitt said. "At the end of the day, that's what you're trying to do. I thought defensively we limited some explosive plays, and we kind of made them earn it, so that helped us."

Redshirt sophomore quarterback Jarrett Guarantano paced the Tennessee passing game with 172 yards on 16-of-21 attempts and a touchdown. Sophomore wideout Josh Palmer and junior tight end Dominick Wood-Anderson led the receiving corps with 71 and 53 yards through the air, respectively.

Junior receiver Marquez Callaway opened the scoring with a flash, housing a Charlotte punt 82 yards down the right sideline to put the Vols ahead 7-0 with 7:42 remaining in the first quarter. It was the first punt return touchdown for UT since Callaway accomplished the feat with a 62-yard dash against Tennessee Tech on Nov. 5, 2016.

"We did find a way to create a positive play on special teams, which probably was the difference in the ball game, so I'm glad we had the opportunity to do that," Pruitt said. "Marquez made a good run, and I thought we had some good blocks out there."

Tennessee (4-5, 1-3 SEC) doubled its advantage on a 16-yard scoring connection from Guarantano to Palmer, taking a 14-0 lead with 0:17 left in the opening frame. Guarantano totaled 61 passing yards on the drive, including a 33-yard completion to Wood-Anderson that set the Vols up in the red zone.

Charlotte (4-5, 3-2 C-USA) broke up the shutout late in the first half with a 20-yard field goal off the foot of rookie placekicker Jonathan Cruz. The kick capped off a 12-play, 87-yard drive for the 49ers to make the score 14-3 with 0:17 on the clock in the second quarter.

Neither team added points in the second half, as both sides were unable to eclipse 100 yards over the last 30 minutes of action. The Vols out-gained the 49ers 99-87 in the third and fourth quarters.

Freshman defensive back Bryce Thompson forced the lone turnover of the game, intercepting Charlotte's Evan Shirreffs and downing the ball with 59 seconds left in the fourth quarter to seal the Tennessee victory.

Junior linebacker Daniel Bituli racked up a season-high 13 tackles to lead all players, while senior defensive lineman Kyle Phillips added a pair of tackles for loss and a couple of pass breakups.

	1	2	3	4	Final
<b>Charlotte</b>	0	3	0	0	3
<b>Tennessee</b>	14	0	0	0	14

**SCORING SUMMARY**

**1st Quarter**

07:42 UT - Callaway, M. 82 yd punt return (Cimaglia, B. kick) 7 - 0  
00:17 UT - Palmer, J. 16 yd pass from Guarantano, J. (Cimaglia, B. kick), 6-63 3:22 14 - 0

**2nd Quarter**

00:17 CHA - Cruz, J. 20 yd field goal, 12-87 5:57 14 - 3

**3rd Quarter**

No Scoring

**4th Quarter**

No Scoring

	CHA	UT
<b>SCORE</b>	<b>3</b>	<b>14</b>
FIRST DOWNS	13	10
RUSHES-YARDS (NET)	37-92	26-20
PASSING YDS (NET)	152	172
PASSES ATT-COMP-INT	25-13-1	21-16-0
TOTAL OFFENSE PLAYS-YARDS	62-244	47-192
FUMBLE RETURNS-YARDS	0-0	0-0
PUNT RETURNS-YARDS	2-10	3-98
KICKOFF RETURNS-YARDS	2-32	1-29
INTERCEPTION RETURNS-YARDS	0-0	1-18
PUNTS (NUMBER-AVG)	7-46.0	7-40.1
FUMBLES-LOST	0-0	1-0
PENALTIES-YARDS	8-55	4-55
POSSESSION TIME	33:13	26:47
THIRD-DOWN CONVERSIONS	5 OF 15	4 OF 12
FOURTH-DOWN CONVERSIONS	0 OF 2	0 OF 0
RED-ZONE SCORES-CHANCES	1-1	1-2
SACKS BY: NUMBER-YARDS	2-20	3-18

**RUSHING:** CHARLOTTE-LEMAY,B. 24-81; MCALLISTER,A. 5-10; SHIRREFFS,E. 6-6; CAMP,C. 2-MINUS 5. TENNESSEE-JEREMY BANKS 11-24; TIM JORDAN 4-18; CARLIN FILS-AIME 1-10; MADRE LONDON 2-3; TY CHANDLER 2-MINUS 1; JOSH PALMER 1-MINUS 4; TEAM 3-MINUS 6; JARRETT GUARANTANO 2-MINUS 24.

**PASSING:** CHARLOTTE-SHIRREFFS,E. 13-25-1-152. TENNESSEE-JARRETT GUARANTANO 16-21-0-172.

**RECEIVING:** CHARLOTTE-ARNOLD,R. 5-55; KOFA,W. 3-41; QUATTLEBAUM,M. 1-18; CAMP,C. 1-18; PHILLIPS,C. 1-8; LEMAY,B. 1-6; TYLER,R. 1-6. TENNESSEE-JOSH PALMER 4-71; DOMINICK WOOD-ANDERS 3-53; MARQUEZ CALLAWAY 3-30; CARLIN FILS-AIME 2-0; JORDAN MURPHY 1-8; MADRE LONDON 1-4; ELI WOLF 1-3; BRANDON JOHNSON 1-3.

2018 STATISTICS

OVERALL: 4-5

SEC: 1-4

HOME: 3-2

AWAY: 1-2

NEUTRAL: 0-1

SCHEDULE & RESULTS

Date	UT (rank)	Opponent	TV	Site	Time/Result	Attend.	Top Rusher	Top Passer	Top Receiver (Yds)	Top Tackler
Sept. 1	--	vs. #17/20 W. Virginia	CBS	Charlotte	L, 40-14	66,793	T. Jordan (20-118-1)	J. Guarantano (19-25-172-1)	M. Callaway (6-63)	D. Kirkland (10)
Sept. 8	--	ETSU	SECN	Knoxville	W, 59-3	96,464	T. Jordan (15-65-0)	J. Guarantano (8-13-154-1)	M. Callaway (5-78)	E. Gooden (8)
Sept. 15	--	UTEP	SECN	Knoxville	W, 24-0	87,074	T. Chandler (12-158-1)	J. Guarantano (12-16-168-1)	J. Palmer (2-64)	D. Bituli (6)
Sept. 22	--	Florida*	ESPN	Knoxville	L, 47-21	100,027	M. London (11-66-1)	J. Guarantano (7-18-164-0)	M. Callaway (2-61)	Buchanan/Ignont (5)
Sept. 29	--	at #2/3 Georgia*	CBS	Athens	L, 38-12	92,746	T. Chandler (5-27-0)	J. Guarantano (13-21-143-2)	T. Chandler (4-53-1)	D. Bituli (8)
Oct. 13	--	at #21/21 Auburn*	SECN	Auburn	W, 30-24	84,589	T. Chandler (16-50-0)	J. Guarantano (21-32-328-2)	J. Palmer (3-84)	K. Phillips (9)
Oct. 20	--	#1/1 Alabama*	CBS	Knoxville	L, 58-21	97,087	T. Jordan (14-50-0)	K. Chryst (9-15-164-2)	J. Jennings (6-102)	Three tied (8)
Oct. 27	--	at South Carolina*	SECN	Columbia	L, 27-24	80,614	T. Jordan (12-62-0)	J. Guarantano (27-39-207-2)	M. Callaway (9-86)	N. Warrior (9)
Nov. 3	--	Charlotte (HC)	SECN (A)	Knoxville	W, 14-3	86,753	J. Banks (11-24-0)	J. Guarantano (16-21-172-1)	J. Palmer (4-71-1)	D. Bituli (13)
Nov. 10	--	#12/12 Kentucky*	SECN	Knoxville	3:30 p.m.					
Nov. 17	--	Missouri*	TBA	Knoxville	TBA					
Nov. 24	--	at Vanderbilt*	TBA	Nashville	TBA					

Rankings listed (AP/Coaches/CFP) HC-Homecoming \*SEC Game

TEAM STATISTICS

TEAM STATISTICS	UT	OPP
<b>SCORING</b>	<b>219</b>	<b>240</b>
Points Per Game	24.3	26.7
Points Off Turnovers	52	38
<b>FIRST DOWNS</b>	<b>153</b>	<b>166</b>
Rushing	61	74
Passing	77	82
Penalty	15	10
<b>RUSHING YARDAGE</b>	<b>1149</b>	<b>1450</b>
Yards gained rushing	1406	1613
Yards lost rushing	257	163
Rushing Attempts	337	321
Average Per Rush	3.4	4.5
Average Per Game	127.7	161.1
TDs Rushing	11	15
<b>PASSING YARDAGE</b>	<b>1848</b>	<b>1866</b>
Comp-Att-Int	144-223-2	146-248-7
Average Per Pass	8.3	7.5
Average Per Catch	12.8	12.8
Average Per Game	205.3	207.3
TDs Passing	12	15
<b>TOTAL OFFENSE</b>	<b>2997</b>	<b>3316</b>
Total Plays	560	569
Average Per Play	5.4	5.8
Average Per Game	333.0	368.4
<b>KICK RETURNS: #-Yards</b>	<b>14-274</b>	<b>18-384</b>
<b>PUNT RETURNS: #-Yards</b>	<b>12-147</b>	<b>7-1</b>
<b>INT RETURNS: #-Yards</b>	<b>7-115</b>	<b>2-5</b>
<b>KICK RETURN AVERAGE</b>	<b>19.6</b>	<b>21.3</b>
<b>PUNT RETURN AVERAGE</b>	<b>12.2</b>	<b>0.1</b>
<b>INT RETURN AVERAGE</b>	<b>16.4</b>	<b>2.5</b>
<b>FUMBLES-LOST</b>	<b>13-8</b>	<b>11-4</b>
<b>PENALTIES-Yards</b>	<b>55-444</b>	<b>52-373</b>
Average Per Game	49.3	41.4
<b>PUNTS-Yards</b>	<b>45-1877</b>	<b>47-1971</b>
Average Per Punt	41.7	41.9
Net punt average	39.5	37.5
<b>KICKOFFS-Yards</b>	<b>43-2603</b>	<b>46-2807</b>
Average Per Kick	60.5	61.0
Net kick average	41.1	40.9
<b>TIME OF POSSESSION/Game</b>	<b>31:09</b>	<b>28:51</b>
<b>3RD-DOWN Conversions</b>	<b>51/124</b>	<b>42/111</b>
3rd-Down Pct	41%	38%
<b>4TH-DOWN Conversions</b>	<b>5/11</b>	<b>4/10</b>
4th-Down Pct	45%	40%
<b>SACKS BY-Yards</b>	<b>16-95</b>	<b>18-120</b>
<b>MISC YARDS</b>	<b>0</b>	<b>23</b>
<b>TOUCHDOWNS SCORED</b>	<b>28</b>	<b>30</b>
<b>FIELD GOALS-ATTEMPTS</b>	<b>8-11</b>	<b>9-10</b>
<b>ON-SIDE KICKS</b>	<b>0-4</b>	<b>0-1</b>
<b>RED-ZONE SCORES</b>	<b>(23-27) 85%</b>	<b>(29-31) 94%</b>
<b>RED-ZONE TOUCHDOWNS</b>	<b>(17-27) 63%</b>	<b>(20-31) 65%</b>
<b>PAT-ATTEMPTS</b>	<b>(25-25) 100%</b>	<b>(27-28) 96%</b>
<b>ATTENDANCE</b>	<b>467405</b>	<b>257949</b>
Games/Avg Per Game	5/93481	3/85983
Neutral Site Games		1/66793

SCORE BY QUARTERS

	1st	2nd	3rd	4th	OT	Total
Tennessee	37	76	68	38	--	219
Opponents	72	55	68	45	--	240

RUSHING

Name	GP	Att	Gain	Loss	Net	Avg	TD	Long	Avg/G
Tim Jordan	9	106	449	35	414	3.9	2	30	46.0
Ty Chandler	8	78	396	25	371	4.8	1	81	46.4
Madre London	9	41	215	12	203	5.0	3	43	22.6
Jeremy Banks	9	52	200	15	185	3.6	3	23	20.6
Carlin Fils-aime	9	4	33	3	30	7.5	1	14	3.3
Josh Palmer	9	5	31	4	27	5.4	1	20	3.0
Princeton Fant	2	3	8	1	7	2.3	0	6	3.5
Keller Chryst	6	2	4	3	1	0.5	0	4	0.2
TEAM	9	13	0	25	-25	-1.9	0	0	-2.8
Jarrett Guarantano	9	33	70	134	-64	-1.9	0	14	-7.1
<b>Total</b>	<b>9</b>	<b>337</b>	<b>1406</b>	<b>257</b>	<b>1149</b>	<b>3.4</b>	<b>11</b>	<b>81</b>	<b>127.7</b>
<b>Opponents</b>	<b>9</b>	<b>321</b>	<b>1613</b>	<b>163</b>	<b>1450</b>	<b>4.5</b>	<b>15</b>	<b>47</b>	<b>161.1</b>

PASSING

Name	GP	Rating	Comp-Att-Int	Pct	Yds	TD	Lng	Avg/G
Jarrett Guarantano	9	146.49	128-195-2	65.6	1571	9	53	174.6
Keller Chryst	6	175.60	16-28-0	57.1	277	3	50	46.2
<b>Total</b>	<b>9</b>	<b>150.15</b>	<b>144-223-2</b>	<b>64.6</b>	<b>1848</b>	<b>12</b>	<b>53</b>	<b>205.3</b>
<b>Opponents</b>	<b>9</b>	<b>136.39</b>	<b>146-248-7</b>	<b>58.9</b>	<b>1866</b>	<b>15</b>	<b>77</b>	<b>207.3</b>

RECEIVING

Name	GP	Rec	Yds	Avg	TD	Long	Avg/G
Marquez Callaway	9	30	402	13.4	0	51	44.7
Jauan Jennings	9	26	335	12.9	3	40	37.2
Ty Chandler	8	19	183	9.6	3	42	22.9
Josh Palmer	9	18	414	23.0	2	53	46.0
Brandon Johnson	9	14	132	9.4	0	29	14.7
Dominick Wood-Anderson	8	10	108	10.8	1	33	13.5
Tim Jordan	9	9	70	7.8	0	19	7.8
Jordan Murphy	7	6	95	15.8	1	50	13.6
Eli Wolf	9	4	22	5.5	1	12	2.4
Madre London	9	2	5	2.5	0	4	0.6
Carlin Fils-aime	9	2	0	0.0	0	0	0.0
Austin Pope	9	1	55	55.0	0	51	6.1
Tyler Byrd	9	1	20	20.0	1	20	2.2
Jeremy Banks	9	1	10	10.0	0	10	1.1
Cedric Tillman	4	1	-3	-3.0	0	0	-0.8
<b>Total</b>	<b>9</b>	<b>144</b>	<b>1848</b>	<b>12.8</b>	<b>12</b>	<b>53</b>	<b>205.3</b>
<b>Opponents</b>	<b>9</b>	<b>146</b>	<b>1866</b>	<b>12.8</b>	<b>15</b>	<b>77</b>	<b>207.3</b>

2018 STATISTICS

PUNT RETURNS

Name	Ret	Yds	Avg	TD	Long
Marquez Callaway	11	121	11.0	1	82
Marquill Osborne	1	26	26.0	1	8
<b>Total</b>	<b>12</b>	<b>147</b>	<b>12.2</b>	<b>2</b>	<b>82</b>
<b>Opponents</b>	<b>7</b>	<b>1</b>	<b>0.1</b>	<b>0</b>	<b>10</b>

KICKOFF RETURNS

Name	Ret	Yds	Avg	TD	Long
Ty Chandler	7	113	16.1	0	27
Bryce Thompson	3	65	21.7	0	29
Shawn Shamburger	2	42	21.0	0	23
Nigel Warrior	2	54	27.0	0	41
<b>Total</b>	<b>14</b>	<b>274</b>	<b>19.6</b>	<b>0</b>	<b>41</b>
<b>Opponents</b>	<b>18</b>	<b>384</b>	<b>21.3</b>	<b>0</b>	<b>42</b>

FUMBLE RETURNS

Name	Ret	Yds	Avg	TD	Long
Kyle Phillips	1	4	4.0	0	4
Darrell Taylor	1	0	0.0	0	0
Alontae Taylor	0	8	0.0	1	8
<b>Total</b>	<b>2</b>	<b>12</b>	<b>6.0</b>	<b>1</b>	<b>8</b>
<b>Opponents</b>	<b>1</b>	<b>1</b>	<b>1.0</b>	<b>0</b>	<b>1</b>

INTERCEPTIONS

Name	No.	Yds	Avg	TD	Long
Bryce Thompson	3	45	15.0	0	21
Darrin Kirkland Jr.	1	33	33.0	1	33
Kyle Phillips	1	27	27.0	1	27
Shy Tuttle	1	0	0.0	0	0
Jonathan Kongbo	1	10	10.0	0	10
<b>Total</b>	<b>7</b>	<b>115</b>	<b>16.4</b>	<b>2</b>	<b>33</b>
<b>Opponents</b>	<b>2</b>	<b>5</b>	<b>2.5</b>	<b>0</b>	<b>5</b>

PUNTING

Name	Punts	Yds	Avg	Lg	TB	FC	I20	50+	Blkd
Joe Doyle	44	1843	41.9	71	5	17	19	11	0
Paxton Brooks	1	34	34.0	34	0	0	1	0	0
<b>Total</b>	<b>45</b>	<b>1877</b>	<b>41.7</b>	<b>71</b>	<b>5</b>	<b>17</b>	<b>20</b>	<b>11</b>	<b>0</b>
<b>Opponents</b>	<b>47</b>	<b>1971</b>	<b>41.9</b>	<b>75</b>	<b>3</b>	<b>17</b>	<b>9</b>	<b>8</b>	<b>2</b>

KICKOFFS

Name	KO	YDS	AVG	TB	OB
Paxton Brooks	43	2603	60.5	18	1
<b>Total</b>	<b>43</b>	<b>2603</b>	<b>60.5</b>	<b>18</b>	<b>1</b>
<b>Opponents</b>	<b>46</b>	<b>2807</b>	<b>61.0</b>	<b>26</b>	<b>1</b>

FIELD GOALS

■ FIELD GOAL SEQUENCE BY PLAYER

Name	FGM-FGA	Pct.	1-9	20-29	30-39	40-49	50+	Lg	Blk
Brent Cimaglia	8-11	72.7	0-0	2-2	2-3	4-6	0-0	45	1

■ FIELD GOAL SEQUENCE BY GAME

	Tennessee	Opponents
West Virginia	-	(26), (35)
ETSU	(26)	(39)
UTEP	(38)	-
FLORIDA	(32), (41)	(25)
at Georgia	-	(43)
at Auburn	(42), 48*, (45), (20)	(20), 54
ALABAMA	41	-
at South Carolina	(45)	(19), (25)
CHARLOTTE	33	(20)

Numbers in (parentheses) indicate field goal was made  
 \* Indicates field goal was blocked

SPECIAL TEAMS TACKLE LEADERS

Player	Total	KO	Punt	Other
Jeremy Banks	3	3	0	0
Tyler Byrd	3	2	1	0
Kenneth George	3	3	0	0
Carlin Fils-aime	2	2	0	0
Theo Jackson	2	1	1	0
Brandon Johnson	2	2	0	0
Alontae Taylor	2	0	2	0
Jordan Allen	1	1	0	0
Paxton Brooks	1	1	0	0
Trevon Flowers	1	1	0	0
Will Ignont	1	1	0	0
Darrin Kirkland Jr.	1	1	0	0
Cheyenne Labruzzo	1	1	0	0
J.J. Peterson	1	1	0	0
Bryce Thompson	1	1	0	0
Nigel Warrior	1	1	0	0
<b>TOTAL</b>	<b>26</b>	<b>22</b>	<b>4</b>	<b>0</b>

SCORING

Name	TD	FGs	PAT Kick	PAT Rush	PAT Rcv	PAT Pass	PAT DXP	Saf	Pts
Brent Cimaglia	0	8-11	25-25	0-0	0	0-0	0	0	49
Ty Chandler	4	0-0	0-0	0-0	0	0-0	0	0	24
Jauan Jennings	3	0-0	0-0	0-0	1	0-0	0	0	20
Josh Palmer	3	0-0	0-0	0-0	0	0-0	0	0	18
Madre London	3	0-0	0-0	0-0	0	0-0	0	0	18
Jeremy Banks	3	0-0	0-0	0-0	0	0-0	0	0	18
Tim Jordan	2	0-0	0-0	0-0	0	0-0	0	0	12
Carlin Fils-aime	1	0-0	0-0	0-0	0	0-0	0	0	6
Tyler Byrd	1	0-0	0-0	0-0	0	0-0	0	0	6
Alontae Taylor	1	0-0	0-0	0-0	0	0-0	0	0	6
Eli Wolf	1	0-0	0-0	0-0	0	0-0	0	0	6
Jordan Murphy	1	0-0	0-0	0-0	0	0-0	0	0	6
Dominick Wood-Anderson	1	0-0	0-0	0-0	0	0-0	0	0	6
Marquill Osborne	1	0-0	0-0	0-0	0	0-0	0	0	6
Marquez Callaway	1	0-0	0-0	0-0	0	0-0	0	0	6
Darrin Kirkland Jr.	1	0-0	0-0	0-0	0	0-0	0	0	6
Kyle Phillips	1	0-0	0-0	0-0	0	0-0	0	0	6
Keller Chryst	0	0-0	0-0	0-0	0	1-1	0	0	0
Jarrett Guarantano	0	0-0	0-0	0-0	0	0-2	0	0	0
<b>Total</b>	<b>28</b>	<b>8-11</b>	<b>25-25</b>	<b>0-0</b>	<b>1</b>	<b>1-3</b>	<b>0</b>	<b>0</b>	<b>219</b>
<b>Opponents</b>	<b>30</b>	<b>9-10</b>	<b>27-28</b>	<b>1-1</b>	<b>0</b>	<b>0-1</b>	<b>0</b>	<b>2</b>	<b>240</b>

ALL-PURPOSE

Name	GP	Rush	Rec	PR	KR	IR	Tot	Avg/G
Ty Chandler	8	371	183	0	113	0	667	83.4
Marquez Callaway	9	0	402	121	0	0	523	58.1
Tim Jordan	9	414	70	0	0	0	484	53.8
Josh Palmer	9	27	414	0	0	0	441	49.0
Jauan Jennings	9	0	335	0	0	0	335	37.2
Madre London	9	203	5	0	0	0	208	23.1
Jeremy Banks	9	185	10	0	0	0	195	21.7
Brandon Johnson	9	0	132	0	0	0	132	14.7
Bryce Thompson	9	0	0	0	65	45	110	12.2
Dominick Wood-Anderson	8	0	108	0	0	0	108	13.5
Jordan Murphy	7	0	95	0	0	0	95	13.6
Austin Pope	9	0	55	0	0	0	55	6.1
Nigel Warrior	9	0	0	0	54	0	54	6.0
Shawn Shamburger	8	0	0	0	42	0	42	5.2
Darrin Kirkland Jr.	9	0	0	0	0	33	33	3.7
Carlin Fils-aime	9	30	0	0	0	0	30	3.3
Kyle Phillips	9	0	0	0	0	27	27	3.0
Marquill Osborne	7	0	0	26	0	0	26	3.7
Eli Wolf	9	0	22	0	0	0	22	2.4
Tyler Byrd	9	0	20	0	0	0	20	2.2
Jonathan Kongbo	6	0	0	0	0	10	10	1.7
Princeton Fant	2	7	0	0	0	0	7	3.5
Keller Chryst	6	1	0	0	0	0	1	0.2
Cedric Tillman	4	0	-3	0	0	0	-3	-0.8
TEAM	9	-25	0	0	0	0	-25	-2.8
Jarrett Guarantano	9	-64	0	0	0	0	-64	-7.1
<b>Total</b>	<b>9</b>	<b>1149</b>	<b>1848</b>	<b>147</b>	<b>274</b>	<b>115</b>	<b>3533</b>	<b>392.6</b>
<b>Opponents</b>	<b>9</b>	<b>1450</b>	<b>1866</b>	<b>1</b>	<b>384</b>	<b>5</b>	<b>3706</b>	<b>411.8</b>

TOTAL OFFENSE

Name	GP	Rush	Pass	Tot	Avg/G
Jarrett Guarantano	9	-64	1571	1507	167.4
Tim Jordan	9	414	0	414	46.0
Ty Chandler	8	371	0	371	46.4
Keller Chryst	6	1	277	278	46.3
Madre London	9	203	0	203	22.6
Jeremy Banks	9	185	0	185	20.6
Carlin Fils-Aime	9	30	0	30	3.3
Josh Palmer	9	27	0	27	3.0
Princeton Fant	2	7	0	7	3.5
TEAM	9	-25	0	-25	-2.8
<b>Total</b>	<b>9</b>	<b>1149</b>	<b>1848</b>	<b>2997</b>	<b>333.0</b>
<b>Opponents</b>	<b>9</b>	<b>1450</b>	<b>1866</b>	<b>3316</b>	<b>368.4</b>



2018 STATISTICS

DEFENSIVE STATISTICS

No.	Player	GP-GS	ST	AT	TT	TFL	Sacks	Int	PBU	QBH	FR-Yds	FF	Blk	Saf
35	Daniel Bituli	9-7	25	32	57	4.0-14	1.0-5	.	.	.	.	.	.	.
18	Nigel Warrior	9-9	28	17	45	1.0-2	.	.	1	.	.	.	.	.
34	Darrin Kirkland Jr.	9-9	23	15	38	4.0-10	1.0-3	1-33	1	1	.	.	.	.
28	Baylen Buchanan	9-9	23	14	37	2.0-4	.	.	3	.	.	.	.	.
5	Kyle Phillips	9-9	18	19	37	5.0-35	3.0-28	1-27	3	4	1-4	1	.	.
98	Alexis Johnson Jr.	9-9	13	22	35	4.0-21	2.0-18	.	1	3	.	.	.	.
23	Will Ignont	9-1	12	20	32	2.0-3	.	.	.	1	.	.	.	.
6	Alontae Taylor	9-6	17	10	27	1.0-2	.	.	2	.	0-8	2	1	.
20	Bryce Thompson	9-7	19	7	26	4.0-17	1.0-6	3-45	3	1	.	1	.	.
14	Quart'e Sapp	8-1	12	13	25	.	.	.	.	.	.	.	.	.
2	Shy Tuttle	9-9	11	13	24	1.5-4	1.0-3	1-0	.	1	.	.	1	.
93	Emmit Gooden	9-0	11	12	23	6.0-12	1.0-6	.	.	.	.	.	.	.
19	Darrell Taylor	9-6	13	8	21	4.0-17	3.0-15	.	.	3	1-0	2	.	.
22	Micah Abernathy	5-5	11	7	18	2.0-5	.	.	1	.	1-0	.	.	.
26	Theo Jackson	9-1	13	3	16	1.0-3	.	.	.	.	.	1	.	.
24	Todd Kelly Jr.	5-2	7	7	14	.	.	.	.	.	.	.	.	.
99	Jonathan Kongbo	6-5	5	6	11	.	.	1-10	.	4	.	.	.	.
25	Trevon Flowers	5-1	3	6	9	.	.	.	1	.	.	.	.	.
13	Deandre Johnson	9-1	5	3	8	2.0-9	1.0-7	.	.	1	.	.	.	.
97	Paul Bain	9-0	5	3	8	1.0-3	.	.	.	.	1-0	.	.	.
94	Matthew Butler	6-0	1	6	7	0.5-1	.	.	.	.	.	.	.	.
8	Jordan Allen	6-0	5	1	6	.	.	.	1	.	.	.	.	.
12	Shawn Shamburger	8-2	3	3	6	.	.	.	2	.	.	.	.	.
59	John Mincey	4-0	2	3	5	1.0-3	1.0-3	.	.	.	.	.	.	.
3	Marquill Osborne	7-0	2	2	4	.	.	.	1	.	.	.	1	.
39	D.J. Henderson	3-0	3	1	4	1.0-3	.	.	.	.	.	.	.	.
33	Jeremy Banks	9-0	3	.	3	.	.	.	.	.	.	.	.	.
41	Kenneth George	4-0	1	2	3	.	.	.	.	.	.	.	.	.
21	Shanon Reid	7-0	1	2	3	.	.	.	.	.	.	.	.	.
10	Tyler Byrd	9-0	2	1	3	.	.	.	.	.	.	.	.	.
TM	TEAM	9-0	2	.	2	1.0-1	1.0-1	.	.	.	.	.	.	.
27	Carlin Fils-aime	9-0	.	2	2	.	.	.	.	.	.	.	.	.
7	Brandon Johnson	9-3	1	1	2	.	.	.	.	.	.	.	.	.
17	Dillon Bates	2-0	1	.	1	.	.	.	.	.	.	.	.	.
44	Cheyenne Labruzzo	4-0	1	.	1	.	.	.	.	.	.	.	.	.
37	Paxton Brooks	9-0	1	.	1	.	.	.	.	.	.	.	.	.
40	J.J. Peterson	2-0	.	1	1	.	.	.	.	.	.	.	.	.
58	Jahmir Johnson	8-8	1	.	1	.	.	.	.	.	.	.	.	.
<b>Total</b>		<b>9-0</b>	<b>304</b>	<b>262</b>	<b>566</b>	<b>48-169</b>	<b>16-95</b>	<b>7-115</b>	<b>20</b>	<b>19</b>	<b>4-12</b>	<b>7</b>	<b>3</b>	.
<b>Opponents</b>		<b>9-0</b>	<b>321</b>	<b>270</b>	<b>591</b>	<b>74.0-226</b>	<b>18-120</b>	<b>2-5</b>	<b>23</b>	<b>12</b>	<b>8-1</b>	<b>11</b>	<b>1</b>	<b>2</b>

TENNESSEE GIVEAWAY/TAKEAWAY

Game	Giveaway			Takeaway			Dif.
	Fum	Int	Tot	Fum	Int	Tot	
vs. West Virginia	0	0	0	1	0	1	+1
ETSU	0	0	0	1	2	3	+3
UTEP	2	0	2	0	0	0	-2
FLORIDA	4	2	6	1	0	1	-5
at Georgia	1	0	1	0	0	0	-1
at Auburn	0	0	0	1	2	3	+3
ALABAMA	1	0	1	0	1	1	0
at South Carolina	0	0	0	0	1	1	+1
CHARLOTTE	0	0	0	0	1	1	+1
<b>TOTAL</b>	<b>8</b>	<b>2</b>	<b>10</b>	<b>4</b>	<b>7</b>	<b>11</b>	<b>+1</b>

INTERCEPTIONS

Name	Int	Yds	Avg	TD	Long
Bryce Thompson	3	45	15.0	0	21
Jonathan Kongbo	1	10	10.0	0	10
Kyle Phillips	1	27	27.0	1	27
Darrin Kirkland Jr.	1	33	33.0	1	33
Shy Tuttle	1	0	0.0	0	0
<b>Total</b>	<b>7</b>	<b>115</b>	<b>16.4</b>	<b>2</b>	<b>33</b>
<b>Opponents</b>	<b>2</b>	<b>5</b>	<b>2.5</b>	<b>0</b>	<b>5</b>

FUMBLES

Name	No.-Lost
Jeremy Banks, RB	3-2
Jarrett Guarantano, QB	3-2
Marquez Callaway, WR	1-1
Austin Pope	1-1
Shawn Shamburger	1-1
TEAM	1-1
<b>TOTAL</b>	<b>10-8</b>

VOLS ON OPENING OFFENSIVE DRIVES

Game	1st Half	2nd Half
vs. West Virginia	Punt	Punt
ETSU	MADE FG	TOUCHDOWN
UTEP	Punt	TOUCHDOWN
FLORIDA	Fumble	Fumble
at Georgia	Punt	TOUCHDOWN
at Auburn	MADE FG	Downs
ALABAMA	Fumble	Safety
at South Carolina	Punt	TOUCHDOWN
CHARLOTTE	Punt	Punt

VOLS ON OPENING DEFENSIVE SERIES

Game	1st Half	2nd Half
vs. Georgia Tech	MADE FG	TOUCHDOWN
ETSU	Punt	MADE FG
UTEP	Punt	Punt
FLORIDA	Punt	TOUCHDOWN
at Georgia	TOUCHDOWN	TOUCHDOWN
at Auburn	TOUCHDOWN	Punt
ALABAMA	TOUCHDOWN	TOUCHDOWN
at South Carolina	Punt	TOUCHDOWN
CHARLOTTE	Punt	Punt

VOLS ON COIN FLIPS

Game	Pregame Flip	Score
vs. West Virginia	WON	L, 40-14
ETSU	WON	W, 59-3
UTEP	LOST	W, 24-0
FLORIDA	WON	L, 47-21
at Georgia	LOST	L, 38-12
at Auburn	WON	W, 30-24
ALABAMA	WON	L, 58-21
at South Carolina	WON	L, 27-24
CHARLOTTE	LOST	W, 14-3

VOLS ON VIDEO REVIEWS

23 Total Reviews  
 Reviews in UT's Favor: 13  
 Reviews not in UT's Favor: 10

2018 STATISTICS

TEAM TOTALS

	Score	1st Downs	Rushing (No-Yds-TD)	Passing (C-A-I-Yds-TD)	Total Offense (Ply-Yds)	Punts No-Avg	Fumbles No-Lost	Penalties No-Yds	KO Ret. No-Yds-TD	Punt Ret. No-Yds-TD	Int. Ret. No-Yds-TD	3rd-Dn Convs.	Time of Poss.
TENNESSEE	14	19	38-129-1	19-25-172-1	63-301	6-38.0	1-0	6-48	3-71-0	1-6-0	0-0-0	5-of-14	32:23
vs. West Virginia	40	26	27-118-0	25-34-429-5	61-547	2-43.5	1-1	4-35	2-52-0	1-(-1)-0	0-0-0	5-of-9	27:37
TENNESSEE	59	19	44-190-5	11-16-0-224-1	60-414	4-42.8	0-0	3-19	0-0-0	2-25-1	2-54-1	4-of-10	30:52
ETSU	3	9	29-125-0	12-29-2-69-0	58-194	8-36.2	1-1	6-39	1-18-0	1-3-0	0-0-0	2-of-15	29:08
TENNESSEE	24	24	50-345-2	13-19-0-167-1	69-512	6-39.0	3-2	8-65	0-0-0	3-5-0	0-0-0	4-of-12	33:24
UTEP	0	7	28-95-0	9-23-0-39-0	51-134	12-39.2	1-0	6-42	1-25-0	1-0-0	0-0-0	2-of-14	26:36
TENNESSEE	21	18	54-156-2	10-25-2-208-0	53-387	3-44.0	4-4	6-58	4-78-0	1-6-0	0-0-0	8-of-18	34:17
Florida	47	14	34-201-3	10-19-0-186-3	79-364	7-46.0	1-1	10-79	2-36-0	1-(-4)-0	2-5-0	3-of-11	25:35
TENNESSEE	12	11	25-66-0	13-21-0-143-2	46-209	7-47.1	1-1	5-25	0-0-0	0-0-0	0-0-0	2-of-10	22:33
at Georgia	38	26	50-251-5	17-24-0-190-0	74-441	4-41.0	4-0	6-40	0-0-0	0-0-0	0-0-0	8-of-14	37:27
TENNESSEE	30	16	36-68-0	21-32-0-328-2	68-396	4-42.8	0-0	5-40	0-0-0	1-0-0	2-16-0	10-of-19	34:01
at Auburn	24	22	34-126-1	28-46-2-322-2	80-448	3-44.3	3-1	5-38	2-30-0	0-0-0	0-0-0	9-of-16	25:59
TENNESSEE	21	13	30-31-0	14-25-0-227-2	55-258	6-38.0	3-1	9-59	5-69-0	0-0-0	1-27-1	3-of-13	27:27
Alabama	58	30	42-218-4	21-32-0-327-4	74-545	2-41.0	0-0	5-36	4-86-0	1-(-7)-0	0-0-0	4-of-8	32:33
TENNESSEE	24	23	34-144-1	27-39-0-207-2	73-351	2-51.0	0-0	9-75	1-27-0	1-7-0	1-0-0	11-of-16	38:33
at South Carolina	27	19	40-224-2	11-16-1-152-1	56-376	2-50.0	0-0	2-9	4-105-0	0-0-0	0-0-0	4-of-9	21:27
TENNESSEE	14	10	26-20-0	16-21-0-172-1	47-192	7-40.1	0-0	4-55	1-29-0	3-98-1	1-18-0	4-of-12	26:47
Charlotte	3	13	37-92-0	13-25-1-152-0	62-244	7-46.0	0-0	8-55	2-32-0	2-10-0	0-0-0	5-of-12	33:13

STARTING LINEUPS

Offense	TE	LT	LG	C	RG	RT	WR	WR	QB	TB	FB/TE	WR
vs. West Virginia	D. Wood-Anderson	T. Smith	J. Johnson	B. Kennedy	R. Johnson	D. Richmond	M. Callaway	--	J. Guarantano	T. Chandler	E. Wolf	J. Palmer
ETSU	--	T. Smith	J. Johnson	R. Johnson	J. Carvin	D. Richmond	M. Callaway	B. Johnson	J. Guarantano	T. Jordan	D. Wood-Anderson	J. Palmer
UTEP	D. Wood-Anderson	T. Smith	J. Johnson	R. Johnson	J. Carvin	D. Richmond	M. Callaway	--	J. Guarantano	T. Chandler	A. Pope	J. Jennings
FLORIDA	D. Wood-Anderson	T. Smith	J. Johnson	R. Johnson	J. Carvin	D. Richmond	M. Callaway	--	J. Guarantano	T. Chandler	E. Wolf	J. Palmer
at Georgia	D. Wood-Anderson	T. Smith	J. Johnson	R. Johnson	J. Carvin	D. Richmond	M. Callaway	B. Johnson	J. Guarantano	T. Chandler	--	J. Palmer
at Auburn	D. Wood-Anderson	T. Smith	J. Johnson	R. Johnson	N. Niehaus	D. Richmond	M. Callaway	--	J. Guarantano	T. Chandler	E. Wolf	J. Jennings
ALABAMA	E. Wolf	T. Smith	J. Carvin	R. Johnson	N. Niehaus	D. Richmond	M. Callaway	J. Jennings	J. Guarantano	T. Chandler	--	J. Palmer
at South Carolina	L. Bumphus	M. Tatum	J. Johnson	R. Johnson	N. Niehaus	D. Richmond	M. Callaway	--	J. Guarantano	T. Chandler	E. Wolf	J. Palmer
CHARLOTTE	D. Wood-Anderson	M. Tatum	J. Johnson	R. Johnson	N. Niehaus	D. Richmond	M. Callaway	--	J. Guarantano	T. Jordan	E. Wolf	J. Palmer

Defense	DE	NT	DE	JACK	MLB	WLB	SLB	NK	CB	S	S	CB
vs. West Virginia	K. Phillips	S. Tuttle	A. Johnson	J. Kongbo	D. Bituli	D. Kirkland	--	M. Abernathy	A. Taylor	N. Warrior	T. Flowers	B. Buchanan
ETSU	K. Phillips	S. Tuttle	A. Johnson	J. Kongbo	D. Bituli	D. Kirkland	D. Taylor	--	B. Thompson	N. Warrior	M. Abernathy	B. Buchanan
UTEP	K. Phillips	S. Tuttle	A. Johnson	J. Kongbo	D. Bituli	D. Kirkland	D. Taylor	--	B. Thompson	N. Warrior	M. Abernathy	B. Buchanan
FLORIDA	K. Phillips	S. Tuttle	A. Johnson	--	D. Bituli	D. Kirkland	D. Taylor	T. Jackson	A. Taylor	N. Warrior	M. Abernathy	B. Buchanan
at Georgia	K. Phillips	S. Tuttle	A. Johnson	J. Kongbo	D. Bituli	D. Kirkland	--	B. Buchanan	A. Taylor	N. Warrior	M. Abernathy	B. Thompson
at Auburn	K. Phillips	S. Tuttle	A. Johnson	J. Kongbo	D. Bituli	D. Kirkland	--	B. Buchanan	A. Taylor	N. Warrior	S. Shamburger	B. Thompson
ALABAMA	K. Phillips	S. Tuttle	A. Johnson	D. Johnson	W. Ignont	D. Kirkland	D. Taylor	--	B. Buchanan	N. Warrior	S. Shamburger	B. Thompson
at South Carolina	K. Phillips	S. Tuttle	A. Johnson	--	Q. Sapp	D. Kirkland	D. Taylor	B. Buchanan	A. Taylor	N. Warrior	T. Kelly Jr.	B. Thompson
CHARLOTTE	K. Phillips	S. Tuttle	A. Johnson	--	D. Bituli	D. Kirkland	D. Taylor	B. Buchanan	A. Taylor	N. Warrior	T. Kelly Jr.	B. Thompson

STARTING EXPERIENCE

OFFENSE	'15	'16	'17	'18	Tot	Strk	DEFENSE	'14	'15	'16	'17	'18	Tot	Strk	SPECIAL TEAMS	'17	'18	Tot	Strk
Devante Brooks, OL	.	.	4	.	4	.	Micah Abernathy, DB	.	.	11	12	5	27	.	Brent Cimaglia, PK	3	8	11	8
LaTrell Bumphus, TE	.	.	.	1	1	.	Daniel Bituli, LB	.	.	.	8	7	15	1	Joe Doyle, P	.	9	9	9
Marquez Callaway, WR	.	.	10	9	19	11	Baylen Buchanan, DB	.	.	2	.	9	11	9	<b>Total</b>	<b>3</b>	<b>17</b>	<b>20</b>	<b>-</b>
Jerome Carvin, OL	.	.	.	5	5	.	Trevon Flowers, DB	.	.	.	.	1	1	.					
Ty Chandler, RB	.	.	2	7	9	.	Theo Jackson	.	.	.	.	1	1	.					
Jarrett Guarantano, QB	.	.	6	9	15	11	Alexis Johnson Jr., DL	.	.	.	.	9	9	9					
Chance Hall, OL	7	6	.	.	13	.	Todd Kelly Jr., DB	3	2	11	.	2	18	2					
Jauan Jennings, WR	6	9	1	3	19	.	Darrin Kirkland Jr. LB	.	10	7	.	9	26	9					
Brandon Johnson, WR	.	.	7	2	9	.	Jonathan Kongbo DL	.	.	.	2	10	5	17					
Jahmir Johnson, OL	.	.	.	8	8	2	Kyle Phillips, DL	.	.	1	7	9	17	16					
Ryan Johnson, OL	.	.	4	9	13	13	Quart'e Sapp, LB	.	.	.	.	8	1	9					
Tim Jordan, RB	.	.	.	2	2	1	Shawn Shamburger	.	.	.	.	1	2	3					
Brandon Kennedy, OL	.	.	.	1	1	.	Austin Smith, LB	.	1	.	.	.	1	.					
Riley Locklear	.	.	2	.	2	.	Alontae Taylor, DB	.	.	.	.	6	6	2					
Will McBride, QB	.	.	1	.	1	.	Darrell Taylor, DL	.	.	.	7	7	14	3					
Nathan Niehaus, OL	.	.	.	4	4	4	Bryce Thompson, DB	.	.	.	.	7	7	5					
Josh Palmer, WR	.	.	6	7	13	3	Shy Tuttle, DL	.	.	1	4	9	14	10					
Austin Pope, TE	.	.	1	1	2	.	Nigel Warrior, DB	.	.	1	12	9	22	21					
Drew Richmond, OL	.	6	7	9	22	9	<b>Total</b>	<b>3</b>	<b>13</b>	<b>36</b>	<b>69</b>	<b>99</b>	<b>208</b>	<b>-</b>					
Trey Smith, OL	.	.	12	7	19	.													
Marcus Tatum, OL	.	.	3	2	5	2													
Eli Wolf, TE	.	.	1	6	7	4													
Dominick Wood-Anderson, TE	.	.	.	7	7	1													

2018 STATISTICS

BIG PLAYS (MORE THAN 20 YARDS)

20-YARD PLUS PLAYS

BY TENNESSEE (48)

OFFENSE (38)

Yards	Type	Player(s)	Opponent
*81	Run	Ty Chandler	UTEP
53	Pass	Palmer from Guarantano	UTEP
51	Pass	Pope from Guarantano	Florida
51	Pass	Callaway from Guarantano	ETSU
51	Pass	Palmer from Guarantano	ETSU
*50	Pass	Murphy from Chryst	ETSU
45	Pass	Palmer from Guarantano	Charlotte
43	Rush	Madre London	Florida
*42	Pass	Chandler from Guarantano	Auburn
42	Pass	Palmer from Guarantano	Auburn
40	Pass	Jennings from Chryst	Alabama
*37	Pass	Palmer from Guarantano	Georgia
36	Pass	Palmer from Guarantano	Auburn
36	Pass	Callaway from Guarantano	Florida
*35	Pass	Chandler from Guarantano	Georgia
34	Rush	Madre London	ETSU
33	Pass	Wood-Anderson from Guarantano	Charlotte
30	Pass	Palmer from Guarantano	Alabama
30	Pass	Callaway from Guarantano	Auburn
30	Rush	Tim Jordan	WVU
29	Pass	Johnson from Guarantano	UTEP
28	Run	Madre London	UTEP
28	Pass	Jennings from Guarantano	Florida
27	Pass	Johnson from Chryst	Alabama
26	Pass	Chandler from Chryst	Alabama
*25	Pass	Jennings from Guarantano	Auburn
25	Pass	Callaway from Guarantano	Auburn
25	Pass	Callaway from Chryst	Florida
23	Pass	Jennings from Chryst	Alabama
23	Run	Jeremy Banks	UTEP
22	Pass	Johnson from Guarantano	WVU
20	Pass	Callaway from Guarantano	Charlotte
20	Pass	Palmer from Guarantano	S. Carolina
*20	Pass	Byrd from Chryst	Alabama
20	Pass	Jennings from Guarantano	Alabama
20	Pass	Jennings from Guarantano	Auburn
*20	Rush	Josh Palmer	ETSU
20	Pass	Callaway from Guarantano	WVU

\* touchdown scored on play

DEFENSE (3)

Yards	Type	Player(s)	Opponent
*33	INT	Darrin Kirkland Jr.	ETSU
*27	INT	Kyle Phillips	Alabama
21	INT	Bryce Thompson	ETSU

\* touchdown scored on play

SPECIAL TEAMS (7)

Yards	Type	Player(s)	Opponent
*82	PR	Marquez Callaway	Charlotte
41	KR	Nigel Warrior	WVU
29	KR	Bryce Thompson	Charlotte
27	KR	Ty Chandler	S. Carolina
23	KR	Shawn Shamburger	Florida
22	KR	Ty Chandler	Alabama
21	KR	Bryce Thompson	Florida

\* touchdown scored on play

20-YARD PLUS PLAYS

BY OPPONENT (48)

OFFENSE (37)

Yards	Type	Player(s)	Opponent
*77	Pass	Waddle from Tagovailoa	Alabama
*76	Pass	Schwartz from Stidham	Auburn
73	Pass	Edwards from Bentley	S. Carolina
*65	Pass	Swain from Franks	Florida
*59	Pass	Simmons from Grier	WVU
*47	Rush	Dameon Pierce	Florida
*41	Pass	Ruggs III from Tagovailoa	Alabama
*38	Pass	Cleveland from Franks	Florida
38	Pass	Sills from Grier	WVU
34	Rush	Kadarius Toney	Florida
*33	Pass	Sills from Grier	WVU
33	Rush	Austin Herink	ETSU
32	Pass	Simms from Grier	WVU
31	Pass	Jeudy from Tagovailoa	Alabama
*31	Rush	Isaac Nauta	Georgia
30	Rush	Rico Dowdle	S. Carolina
30	Pass	Jennings from Grier	WVU
29	Pass	Wesco from Grier	WVU
28	Pass	Kofa from Shirreffs	Charlotte
*28	Pass	Jennings from Grier	WVU
26	Pass	Slayton from Stidham	Auburn
25	Rush	Rico Dowdle	S. Carolina
25	Pass	Smith from Tagovailoa	Alabama
25	Pass	Sills from Grier	WVU
23	Pass	Williams from Stidham	Auburn
23	Pass	Miller from Stidham	Auburn
23	Pass	Holloman from Fromm	Georgia
23	Pass	Swain from Franks	Florida
22	Pass	Waddle from Tagovailoa	Alabama
22	Pass	Swift from Fromm	Georgia
22	Rush	Martell Pettaway	WVU
23	Rush	Jacob Saylor	ETSU
22	Rush	Jake Bentley	S. Carolina
22	Pass	Jennings from Grier	WVU
21	Rush	Rico Dowdle	S. Carolina
*21	Rush	Jalen Hurts	Alabama
20	Rush	Brian Robinson Jr.	Alabama

\* touchdown scored on play

DEFENSE (0)

Yards	Type	Player(s)	Opponent
* touchdown scored on play			

SPECIAL TEAMS (11)

Yards	Type	Player(s)	Opponent
42	KR	Josh Jacobs	Alabama
34	KR	Deebo Samuel	S. Carolina
32	KR	Marcus Simms	WVU
30	KR	Deebo Samuel	S. Carolina
25	KR	Terry Juniel	UTEP
23	KR	Brian Robinson Jr.	Alabama
23	KR	Noah Iqbinoghene	Auburn
23	KR	Kadarius Toney	Florida
21	KR	A.J. Turner	S. Carolina
20	KR	Deebo Samuel	S. Carolina
20	KR	Marcus Simms	WVU

\* touchdown scored on play

UT LONG PLAYS BY THE NUMBERS

Long Plays By Yards	No.	TD	Long Plays By Type	No.	TD
100+	0	0	Rushing	7	2
90-99	0	0	Passing	31	6
80-89	2	2	Punt returns	1	1
70-79	0	0	Kick returns	6	0
60-69	0	0	Interceptions	3	2
50-59	5	1	Fumble returns	0	0
40-49	6	1	Other	0	0
30-39	10	3	<b>TOTAL</b>	<b>48</b>	<b>11</b>
20-29	25	4			

20-YARDS-PLUS BY PLAYER

Player	No.	TD	R	P	KR	PR	IR	FR
Josh Palmer	9	2	1	8	0	0	0	0
Marquez Callaway	8	1	0	7	0	1	0	0
Ty Chandler	6	3	1	3	2	0	0	0
Juan Jennings	6	1	0	6	0	0	0	0
Madre London	3	0	3	0	0	0	0	0
Brandon Johnson	3	0	0	3	0	0	0	0
Bryce Thompson	3	0	0	0	2	0	1	0
Kyle Phillips	1	1	0	0	0	0	1	0
Jordan Murphy	1	1	0	1	0	0	0	0
Tyler Byrd	1	1	0	1	0	0	0	0
Darrin Kirkland Jr.	1	1	0	0	0	0	1	0
Tim Jordan	1	0	1	0	0	0	0	0
Jeremy Banks	1	0	1	0	0	0	0	0
Shawn Shamburger	1	0	0	0	1	0	0	0
Nigel Warrior	1	0	0	0	1	0	0	0
Austin Pope	1	0	0	1	0	0	0	0
Dominick Wood-Anderson	1	0	0	1	0	0	0	0
<b>TOTAL</b>	<b>48</b>	<b>11</b>	<b>7</b>	<b>31</b>	<b>6</b>	<b>1</b>	<b>3</b>	<b>0</b>

20-YARDS-PLUS BY GAME

Player	No.	TD	R	P	KR	PR	IR	FR
vs. West Virginia	4	0	1	2	1	0	0	0
ETSU	7	3	2	3	0	0	2	0
UTEP	5	1	3	2	0	0	0	0
FLORIDA	7	0	1	4	2	0	0	0
at Georgia	2	2	0	2	0	0	0	0
at Auburn	7	2	0	7	0	0	0	0
ALABAMA	9	2	0	7	1	0	1	0
at South Carolina	2	0	0	1	1	0	0	0
CHARLOTTE	5	1	0	3	1	1	0	0
<b>TOTAL</b>	<b>48</b>	<b>11</b>	<b>7</b>	<b>31</b>	<b>6</b>	<b>1</b>	<b>3</b>	<b>0</b>

20-YARDS-PLUS OPPONENT BY GAME

Player	No.	TD	R	P	KR	PR	IR	FR
vs. West Virginia	12	3	1	9	2	0	0	0
ETSU	2	0	2	0	0	0	0	0
UTEP	1	0	0	0	1	0	0	0
Florida	6	3	2	3	1	0	0	0
at Georgia	3	1	1	2	0	0	0	0
at Auburn	5	1	0	4	1	0	0	0
ALABAMA	9	3	2	5	2	0	0	0
at South Carolina	9	0	4	1	4	0	0	0
CHARLOTTE	1	0	0	1	0	0	0	0
<b>TOTAL</b>	<b>48</b>	<b>11</b>	<b>12</b>	<b>25</b>	<b>11</b>	<b>0</b>	<b>0</b>	<b>0</b>

TENNESSEE'S LONGEST PLAYS OF THE YEAR

<b>Rushing</b>	81	Ty Chandler vs. UTEP (9/15)
<b>Rushing TD</b>	81	Ty Chandler vs. UTEP (9/15)
<b>Passing</b>	53	Palmer from Guarantano vs. UTEP (9/15)
<b>Passing TD</b>	50	J. Murphy from K. Chryst vs. ETSU (9/8)
<b>Punt Return</b>	82	Marquez Callaway vs. Charlotte (11/3)
<b>Kick Return</b>	41	Nigel Warrior vs. West Virginia (9/1)
<b>INT Return</b>	33	Darrin Kirkland Jr. vs. ETSU (9/8)
<b>Fumble Return</b>	8	Darrell Taylor at Auburn (10/14)
<b>Field Goal</b>	45	Brent Cimaglia, 2x, last at South Carolina (10/27)
<b>Punt</b>	71	Joe Doyle at Georgia (9/29)



2018 STATISTICS

# TENNESSEE MISCELLANEOUS STATS

## 3RD-DOWN CONVERSIONS

Date	Opponent	Score	Overall	1st Qtr	2nd Qtr	3rd Qtr	4th Qtr	OT
Sep 1	vs West Virginia	L, 14-40	5-14 35.7%	2-5 40.0%	3-5 60.0%	0-1 0.0%	0-3 0.0%	
Sep 8	ETSU	W, 59-3	4-10 40.0%	2-4 50.0%	0-1 0.0%	2-3 66.7%	0-2 0.0%	
Sep 15	UTEP	W, 24-0	4-12 33.3%	1-4 25.0%	0-2 0.0%	0-2 0.0%	3-4 75.0%	
Sep 22	FLORIDA	L, 21-47	8-18 44.4%	3-6 50.0%	1-4 25.0%	2-4 50.0%	2-4 50.0%	
Sep 29	at Georgia	L, 12-38	2-10 20.0%	0-3 0.0%	1-3 33.3%	1-2 50.0%	0-2 0.0%	
Oct 13	at Auburn	W, 30-24	10-19 52.6%	2-3 66.7%	2-6 33.3%	5-6 83.3%	1-4 25.0%	
Oct 20	ALABAMA	L, 21-58	3-13 23.1%	0-5 0.0%	1-2 50.0%	2-4 50.0%	0-2 0.0%	
Oct 27	at South Carolina	L, 24-27	11-16 68.8%	1-2 50.0%	4-5 80.0%	2-3 66.7%	4-6 66.7%	
Nov 03	CHARLOTTE	W, 14-3	4-12 33.3%	2-3 66.7%	0-2 0.0%	2-4 50.0%	0-3 0.0%	
	<b>Tennessee</b>		<b>51-124 41.1%</b>	<b>13-35 37.1%</b>	<b>12-30 40.0%</b>	<b>16-29 55.2%</b>	<b>10-30 33.3%</b>	
	<b>Opponents</b>		<b>42-111 37.8%</b>	<b>10-24 41.7%</b>	<b>7-31 22.6%</b>	<b>14-28 50.0%</b>	<b>11-28 39.3%</b>	

## 4TH-DOWN CONVERSIONS

Date	Opponent	Score	Overall	1st Qtr	2nd Qtr	3rd Qtr	4th Qtr	OT
Sep 1	vs West Virginia	L, 14-40	2-3 66.7%	0-0 0.0%	1-1 100.0%	0-0 0.0%	1-2 50.0%	
Sep 8	ETSU	W, 59-3	1-1 100.0%	0-0 0.0%	0-0 0.0%	0-0 0.0%	1-1 100.0%	
Sep 15	UTEP	W, 24-0	1-1 100.0%	1-1 100.0%	0-0 0.0%	0-0 0.0%	0-0 0.0%	
Sep 22	FLORIDA	L, 21-47	0-2 0.0%	0-1 0.0%	0-1 0.0%	0-0 0.0%	0-0 0.0%	
Sep 29	at Georgia	L, 12-38	0-0 0.0%	0-0 0.0%	0-0 0.0%	0-0 0.0%	0-0 0.0%	
Oct 13	at Auburn	W, 30-24	0-1 0.0%	0-0 0.0%	0-0 0.0%	0-1 0.0%	0-0 0.0%	
Oct 20	ALABAMA	L, 21-58	1-1 100.0%	0-0 0.0%	0-0 0.0%	1-1 100.0%	0-0 0.0%	
Oct 27	at South Carolina	L, 24-27	0-2 0.0%	0-0 0.0%	0-0 0.0%	0-0 0.0%	0-2 0.0%	
Nov 03	CHARLOTTE	W, 14-3	0-0 0.0%	0-0 0.0%	0-0 0.0%	0-0 0.0%	0-0 0.0%	
	<b>Tennessee</b>		<b>5-11 45.5%</b>	<b>1-2 50.0%</b>	<b>1-2 50.0%</b>	<b>1-2 50.0%</b>	<b>2-5 40.0%</b>	
	<b>Opponents</b>		<b>4-10 40.0%</b>	<b>0-1 0.0%</b>	<b>2-3 66.7%</b>	<b>0-0 0.0%</b>	<b>2-6 33.3%</b>	

## TIME OF POSSESSION

Date	Opponent	Score	Overall	1st Qtr	2nd Qtr	3rd Qtr	4th Qtr
Sep 1	vs West Virginia	L, 14-40	32:23	9:03	12:03	5:11	6:06
Sep 8	ETSU	W, 59-3	30:52	7:45	6:41	6:01	10:25
Sep 15	UTEP	W, 24-0	33:24	9:16	7:13	6:40	10:15
Sep 22	FLORIDA	L, 21-47	34:17	9:15	8:37	8:21	8:04
Sep 29	at Georgia	L, 12-38	22:33	6:12	5:28	6:08	4:45
Oct 13	at Auburn	W, 30-24	34:01	6:40	8:31	10:12	8:38
Oct 20	ALABAMA	L, 21-58	27:27	7:55	7:08	7:57	4:27
Oct 27	at South Carolina	L, 24-27	38:33	7:10	10:05	11:21	9:57
Nov 03	CHARLOTTE	W, 14-3	26:47	6:38	5:24	7:27	7:18
	<b>Tennessee</b>	<b>Total</b>	<b>280:17</b>	<b>69:54</b>	<b>71:10</b>	<b>69:18</b>	<b>69:55</b>
		<b>Avg.</b>	<b>31:08</b>	<b>7:46</b>	<b>7:54</b>	<b>7:42</b>	<b>7:46</b>
	<b>Opponents</b>	<b>Total</b>	<b>259:35</b>	<b>65:06</b>	<b>63:50</b>	<b>65:34</b>	<b>65:05</b>
		<b>Avg.</b>	<b>28:50</b>	<b>7:14</b>	<b>7:05</b>	<b>7:17</b>	<b>7:13</b>

## RED ZONE STATS

### TENNESSEE INSIDE OPPONENT RED-ZONE

Date	Opponent	Score	Times In RZ	Times Scored	Total Pts	TDs	Rush TDs	Pass TDs	FGs Made	FGA	---- Failed to score inside RZ ----					Game
											Downs	Int	Fumb	Half		
Sep 1	vs West Virginia	L, 14-40	3	2	14	2	1	1	0	0	1	0	0	0	0	0
Sep 8	ETSU	W, 59-3	6	6	38	5	5	0	1	0	0	0	0	0	0	0
Sep 15	UTEP	W, 24-0	5	3	17	2	1	1	1	0	0	0	1	1	0	
Sep 22	FLORIDA	L, 21-47	4	4	21	2	2	0	2	0	0	0	0	0	0	0
Sep 29	at Georgia	L, 12-38	0	0	0	0	0	0	0	0	0	0	0	0	0	0
Oct 13	at Auburn	W, 30-24	1	1	3	0	0	0	1	0	0	0	0	0	0	0
Oct 20	ALABAMA	L, 21-58	2	2	14	2	0	2	0	0	0	0	0	0	0	0
Oct 27	at South Carolina	L, 24-27	4	4	24	3	1	2	1	0	0	0	0	0	0	0
Nov 03	CHARLOTTE	W, 14-3	2	1	7	1	0	1	0	1	0	0	0	0	0	0
	<b>Totals</b>		<b>27</b>	<b>23</b>	<b>138</b>	<b>17</b>	<b>10</b>	<b>7</b>	<b>6</b>	<b>1</b>	<b>1</b>	<b>0</b>	<b>1</b>	<b>1</b>	<b>0</b>	<b>0</b>
<b>23 of 27 (85.2%)</b>																

### OPPONENT INSIDE TENNESSEE RED-ZONE

Date	Opponent	Score	Times In RZ	Times Scored	Total Pts	TDs	Rush TDs	Pass TDs	FGs Made	FGA	---- Failed to score inside RZ ----					Game
											Downs	Int	Fumb	Half		
Sep 1	vs West Virginia	L, 14-40	4	4	19	2	0	2	2	0	0	0	0	0	0	0
Sep 8	ETSU	W, 59-3	1	1	3	0	0	0	1	0	0	0	0	0	0	0
Sep 15	UTEP	W, 24-0	0	0	0	0	0	0	0	0	0	0	0	0	0	0
Sep 22	FLORIDA	L, 21-47	4	4	24	3	2	1	1	0	0	0	0	0	0	0
Sep 29	at Georgia	L, 12-38	5	5	31	4	4	0	1	0	0	0	0	0	0	0
Oct 13	at Auburn	W, 30-24	3	3	17	2	1	1	1	0	0	0	0	0	0	0
Oct 20	ALABAMA	L, 21-58	7	6	42	6	4	2	0	0	1	0	0	0	0	0
Oct 27	at South Carolina	L, 24-27	6	5	27	3	2	1	2	0	0	0	0	0	1	0
Nov 03	CHARLOTTE	W, 14-3	1	1	3	0	0	0	1	0	0	0	0	0	0	0
	<b>Totals</b>		<b>31</b>	<b>29</b>	<b>166</b>	<b>20</b>	<b>13</b>	<b>7</b>	<b>9</b>	<b>0</b>	<b>1</b>	<b>0</b>	<b>0</b>	<b>0</b>	<b>1</b>	<b>0</b>
<b>29 of 31 (93.5%)</b>																

2018 STATISTICS

# OFFENSIVE GAME-BY-GAME

## PASSING

#2 JARRETT GUARANTANO	Att	Comp	Int	Pct	Yards	TD	Long	Sack	Yds	Effic
West Virginia	25	19	0	76.0	172	1	22	2	9	147.0
ETSU	13	8	0	61.5	154	0	51	1	6	161.0
UTEP	16	12	0	75.0	168	1	53	2	14	183.8
Florida	18	7	2	38.9	164	0	51	1	10	93.2
Georgia	21	13	0	61.9	143	2	37	2	8	150.5
Auburn	32	21	0	65.6	328	2	42	3	18	172.4
Alabama	10	5	0	50.0	63	0	30	3	30	102.9
South Carolina	39	27	0	69.2	207	2	20	2	5	130.7
Charlotte	21	16	0	76.2	172	1	45	2	20	160.7
<b>TOTALS</b>	<b>195</b>	<b>128</b>	<b>2</b>	<b>65.6</b>	<b>1571</b>	<b>9</b>	<b>53</b>	<b>18</b>	<b>120</b>	<b>146.5</b>

#19 KELLER CHRYST	Att	Comp	Int	Pct	Yards	TD	Long	Sack	Yds	Effic
ETSU	3	3	0	100.0	70	1	50	0	0	406.0
UTEP	3	1	0	33.3	-1	0	0	0	0	30.5
Florida	7	3	0	42.9	44	0	25	0	0	95.7
Alabama	15	9	0	60.0	164	2	40	0	0	195.8
<b>TOTALS</b>	<b>28</b>	<b>16</b>	<b>0</b>	<b>57.1</b>	<b>277</b>	<b>3</b>	<b>50</b>	<b>0</b>	<b>0</b>	<b>175.6</b>

## RUSHING

Player	No-Yds/TD	WVU	ETSU	UTEP	UF	UGA	AU	ALA	SC	CHARLOTTE	UK	MIZZOU	VANDY
Jordan, T. RB	106-414/2	20-118/1	15-65/0	13-49/1	9-5/0	6-21/0	13-26/0	14-50/0	12-62/0		4-18/0		
Chandler, T. RB	78-371/1	4--4/0	DNP	12-158/1	19-66/0	5-27/0	16-50/0	9-21/0	11-54/0		2--1/0		
London, M. RB	41-203/3	5-12/0	8-47/2	9-74/0	11-66/1	3-6/0	1-0/0	2--5/0	-		2-3/0		
Banks, J. RB	52-185/3	5-11/0	13-62/2	9-45/0	8-25/1	6-18/0	-	-	-		11-24/0		
Fils-Aime, C.	4-30/1	-	-	-	-	-	-	-	3-20/1		1-10/0		
Palmer, J. WR	5-27/1	1-7/0	1-20/1	-	-	2-4/0	-	-	-		1--4/0		
Fant, P. RB	3-7/0	DNP	3-7/0	DNP	DNP	-	DNP	DNP	DNP		DNP		
Chryst, K. QB	2-1/0	-	-	-	1-4/0	-	-	DNP	1--3/0		DNP		
TEAM	13--25/0	-	3--5/0	1--1/0	2--5/0	1--2/0	1--2/0	1--2/0	1--2/0		3--6/0		
Guarantano, J. QB	33--64/0	3--15/0	1--6/0	6-20/0	4--5/0	2--8/0	5--6/0	3--30/0	7-10/0		2--24/0		

## RECEIVING

Player	No-Yds/TD	WVU	ETSU	UTEP	UF	UGA	AU	ALA	SC	CHARLOTTE	UK	MIZZOU	VANDY
Palmer, J. WR	18-414/2	3-33/0	1-51/0	2-64/0	1-15/0	1-37/1	3-84/0	1-30/0	2-29/0		4-71/1		
Callaway, M. WR	30-402/0	6-63/0	5-78/0	1-8/0	2-61/0	2-21/0	2-55/0	-	9-86/0		3-30/0		
Jennings, J. WR	26-335/3	2-29/0	1-8/0	3-22/1	4-60/0	2-17/0	5-71/1	6-102/0	3-26/1		-		
Chandler, T. RB	19-183/3	-	DNP	-	-	4-53/1	5-62/1	3-39/1	7-29/0		-		
Johnson, B. WR	14-132/0	2-23/0	-	4-51/0	2-17/0	2--2/0	1-10/0	1-27/0	1-3/0		1-3/0		
Wood-Anderson TE	10-108/1	1-1/1	1-12/0	2-21/0	-	2-17/0	1-4/0	DNP	-		3-53/0		
Murphy, J. WR	6-95/1	1-5/0	3-75/1	-	DNP	-	1-7/0	DNP	-		1-8/0		
Jordan, T. RB	9-70/0	2-11/0	-	-	-	-	2-23/0	1-7/0	4-29/0		-		
Pope, A. TE	1-55/0	-	-	-	1-55/0	-	-	-	-		-		
Wolf, E. TE	4-22/1	-	-	-	-	-	1-12/0	1-2/0	1-5/1		1-3/0		
Byrd, T. WR	1-20/1	-	-	-	-	-	-	1-20/1	-		-		
Banks, J. RB	1-10/0	1-10/0	-	-	-	-	-	-	-		-		
London, M. RB	2-5/0	-	-	1-1/0	-	-	-	-	-		1-4/0		
Fils-Aime, C.	2-0/0	-	-	-	-	-	-	-	-		2-0/0		
Tillman, C. WR	1--3/0	1--3/0	-	DNP	DNP	DNP	DNP	-	DNP		-		

## TENNESSEE SCORING DRIVES

Opponent	Plays	Yards	TOP	Result	Qtr.	Time	How Scored
vs. West Virginia	17	78	8:47	TD	2	6:13	Wood-Anderson 1-yd rec
vs. West Virginia	5	75	2:00	TD	3	6:09	Jordan 4-yd run
ETSU	8	58	3:07	FG	1	3:07	Cimaglia 26-yd
ETSU	-	-	-	TD	1	2:49	Osborne 8-yd blocked punt return
ETSU	6	82	2:34	TD	2	9:27	Banks 1-yd run
ETSU	1	3	0:05	TD	2	9:12	Banks 3-yd run
ETSU	-	-	-	TD	2	7:41	Kirkland 33-yd INT return
ETSU	7	69	3:04	TD	2	3:00	Palmer 20-yd run
ETSU	10	75	4:02	TD	3	10:58	London 3-yd run
ETSU	3	65	1:18	TD	4	13:34	Murphy 50-yd rec
ETSU	6	19	3:40	TD	4	3:20	London 4-yd run
UTEP	15	60	7:41	FG	1	2:39	Cimaglia 38-yd
UTEP	3	36	1:04	TD	2	10:49	Jordan 3-yd run
UTEP	1	81	0:12	TD	3	13:49	Chandler 81-yd run
UTEP	11	71	5:10	TD	4	11:14	Jennings 4-yd rec
Florida	7	19	3:07	FG	2	13:13	Cimaglia 32-yd
Florida	8	51	2:06	FG	3	12:38	Cimaglia 41-yd
Florida	11	69	4:39	TD	3	1:22	London 1-yd run
Florida	12	76	5:04	TD	4	5:04	Banks 2-yd run
at Georgia	10	75	5:08	TD	3	5:14	Palmer 37-yd rec
at Georgia	5	57	2:24	TD	4	11:10	Chandler 35-yd rec
at Auburn	8	50	4:20	FG	1	5:24	Cimaglia 42-yd
at Auburn	5	59	2:21	TD	2	10:44	Chandler 42-yd rec
at Auburn	7	24	0:37	FG	2	0:07	Cimaglia 45-yd
at Auburn	12	86	6:24	TD	3	3:25	Jennings 25-yd rec

Opponent	Plays	Yards	TOP	Result	Qtr.	Time	How Scored
at Auburn	-	-	-	TD	3	2:34	A. Taylor 8-yd FR
at Auburn	5	47	2:05	FG	4	9:04	Cimaglia 20-yd
Alabama	5	75	2:51	TD	2	7:21	Chandler 10-yd rec
Alabama	6	81	1:58	TD	2	2:18	Byrd 20-yd rec
Alabama	-	-	-	TD	3	5:17	Phillips 27-yd INT return
at S. Carolina	6	39	4:42	TD	1	4:53	Wolf 5-yd rec
at S. Carolina	15	71	7:53	TD	2	7:53	Jennings 6-yd rec
at S. Carolina	9	75	4:58	TD	3	10:02	Fils-aime 14-yd run
at S. Carolina	13	47	6:18	FG	3	1:47	Cimaglia 45-yd
Charlotte	-	-	-	TD	1	7:42	Callaway 82-yd PR
Charlotte	6	63	3:22	TD	1	0:17	Palmer 16-yd rec

2018 STATISTICS

# DEFENSIVE GAME-BY-GAME

## TOTAL TACKLES

Player	UA-A	TOT	WVU	ETSU	UTEP	UF	UGA	AU	ALA	SC	CHARLOTTE	UK	MIZZOU	VANDY
Bituli,D. LB	25-32	57	1-4	1-2	3-3	1-3	2-6	3-2	5-3	3-2	6-7			
Warrior,N. DB	28-17	45	1-7	4-0	1-0	3-0	4-1	2-2	5-3	7-2	1-2			
Kirkland Jr.,D. LB	23-15	38	4-6	3-1	2-1	2-0	3-1	2-2	0-2	4-2	3-0			
Buchanan,B. DB	23-14	37	3-1	1-0	2-0	3-2	3-2	4-3	4-3	1-1	2-2			
Phillips,K. DL	18-19	37	1-1	0-1	2-1	3-0	3-4	3-6	0-2	2-4	4-0			
Johnson Jr.,A. DL	13-22	35	2-2	1-3	2-3	1-1	2-5	2-4	1-0	2-1	0-3			
Ignont,W. LB	12-20	32	-	1-4	1-3	2-3	4-0	1-2	2-3	1-1	0-4			
Taylor,A. DB	17-10	27	3-1	1-0	1-0	2-2	3-1	2-5	0-1	3-0	2-0			
Thompson,B. DB	19-7	26	1-0	4-0	2-1	-	3-3	3-2	2-0	2-0	2-1			
Sapp,Q. LB	12-13	25	0-3	-	-	DNP	4-1	1-4	3-5	4-0	-			
Tuttle,S. DL	11-13	24	3-2	-	-	3-1	1-2	2-2	0-2	1-1	1-3			
Gooden,E. DL	11-12	23	1-1	3-5	1-1	1-1	-	1-0	2-3	-	2-1			
Taylor,D. LB	13-8	21	1-0	1-0	0-1	1-1	6-0	1-4	-	1-0	2-2			
Abernathy,M. DB	11-7	18	3-2	3-1	2-2	1-0	2-2	DNP	DNP	DNP	DNP			
Jackson,T. DB	13-3	16	1-0	2-0	3-0	3-0	-	0-1	4-1	-	0-1			
Kelly Jr.,T. DB	7-7	14	DNP	DNP	DNP	DNP	-	-	1-0	5-1	1-6			
Kongbo,J. LB	5-6	11	0-1	-	1-0	0-2	2-3	2-0	DNP	DNP	DNP			
Flowers,T. DB	3-6	9	3-2	0-1	-	0-2	0-1	DNP	DNP	DNP	DNP			
Bain,P. DL	5-3	8	-	-	2-0	1-1	-	1-2	-	1-0	-			
Johnson,D. LB	5-3	8	-	-	1-0	-	-	2-2	2-0	-	0-1			
Butler,M. DL	1-6	7	DNP	0-1	-	1-3	-	-	0-2	DNP	DNP			
Shamburger,S. DB	3-3	6	-	1-0	0-1	-	DNP	2-1	0-1	-	-			
Allen,J. LB	5-1	6	DNP	0-1	1-0	DNP	DNP	2-0	-	1-0	1-0			
Mincey,J. DL	2-3	5	DNP	0-2	-	DNP	DNP	DNP	DNP	-	2-1			
Osborne,M. DB	2-2	4	-	-	-	-	DNP	1-0	1-2	DNP	-			
Henderson,D. DB	3-1	4	DNP	-	DNP	DNP	DNP	DNP	3-1	DNP	-			
George,K. DB	1-2	3	0-1	-	0-1	1-0	DNP	DNP	DNP	DNP	DNP			
Byrd,T.	2-1	3	-	1-0	-	-	-	-	-	0-1	1-0			
Reid,S. LB	1-2	3	-	1-2	-	-	-	DNP	-	DNP	-			
Banks,J.	3-0	3	-	-	-	-	-	-	1-0	-	2-0			
Fils-Aime,C. DB	0-2	2	-	-	-	-	-	-	0-1	0-1	-			
Johnson,B.	1-1	2	-	-	-	-	-	-	-	1-1	-			
TEAM	2-0	2	2-0	-	-	-	-	-	-	-	-			
Bates,D. LB	1-0	1	DNP	-	DNP	DNP	DNP	DNP	DNP	1-0	DNP			
Labruzzo,C. DB	1-0	1	DNP	-	DNP	DNP	DNP	DNP	1-0	-	-			
Brooks,P.	1-0	1	-	-	-	-	-	-	1-0	-	-			
Peterson,J. LB	0-1	1	DNP	DNP	DNP	DNP	DNP	DNP	0-1	DNP	-			
Johnson,J.	1-0	1	-	-	-	1-0	-	-	DNP	-	-			

## SACKS

Player	UA-A	TOT	WVU	ETSU	UTEP	UF	UGA	AU	ALA	SC	CHARLOTTE	UK	MIZZOU	VANDY
Taylor,D. LB	3-0	3.0	-	-	-	-	3.0-15	-	-	-	-			
Phillips,K. DL	2-2	3.0	-	-	-	1.0-7	-	0.5-8	-	0.5-4	1.0-9			
Johnson Jr.,A. DL	1-2	2.0	-	-	-	1.0-7	-	0.5-7	-	0.5-4	-			
Gooden,E. DL	1-0	1.0	-	1.0-6	-	-	-	-	-	-	-			
Kirkland Jr.,D. LB	1-0	1.0	-	-	1.0-3	-	-	-	-	-	-			
Johnson,D. LB	1-0	1.0	-	-	-	-	-	1.0-7	-	-	-			
TEAM	1-0	1.0	1.0-1	-	-	-	-	-	-	-	-			
Mincey,J. DL	1-0	1.0	DNP	-	-	DNP	DNP	DNP	DNP	-	1.0-3			
Tuttle,S. DL	1-0	1.0	1.0-3	-	-	-	-	-	-	-	-			
Thompson,B. DB	1-0	1.0	-	-	-	-	-	-	-	-	1.0-6			
Bituli,D. LB	1-0	1.0	-	-	1.0-5	-	-	-	-	-	-			

## TACKLES FOR LOSS

Player	UA-A	TOT	WVU	ETSU	UTEP	UF	UGA	AU	ALA	SC	CHARLOTTE	UK	MIZZOU	VANDY
Gooden,E. DL	5-2	6.0	-	3.0-8	1.0-1	-	-	-	1.0-2	-	1.0-1			
Phillips,K. DL	4-2	5.0	-	-	-	1.0-7	-	0.5-8	-	1.5-8	2.0-12			
Johnson Jr.,A. DL	3-2	4.0	1.0-2	1.0-1	-	1.0-7	-	0.5-7	-	0.5-4	-			
Taylor,D. LB	4-0	4.0	-	1.0-1	-	-	2.0-15	-	-	-	1.0-1			
Thompson,B. DB	4-0	4.0	-	2.0-3	-	-	-	-	-	1.0-8	1.0-6			
Bituli,D. LB	3-2	4.0	1.0-5	-	1.0-5	-	-	0.5-1	0.5-0	-	1.0-3			
Kirkland Jr.,D. LB	4-0	4.0	-	1.0-4	1.0-3	-	-	-	-	1.0-1	1.0-2			
Johnson,D. LB	2-0	2.0	-	-	1.0-2	-	-	1.0-7	-	-	-			
Buchanan,B. DB	2-0	2.0	-	-	1.0-2	-	-	-	1.0-2	-	-			
Ignont,W. LB	2-0	2.0	-	-	1.0-2	-	1.0-1	-	-	-	-			
Abernathy,M. DB	2-0	2.0	-	-	-	1.0-3	1.0-2	DNP	DNP	DNP	DNP			
Tuttle,S. DL	1-1	1.5	1.0-3	-	-	-	-	0.5-1	-	-	-			
Warrior,N. DB	1-0	1.0	-	-	-	-	-	1.0-2	-	-	-			
Henderson,D. DB	1-0	1.0	DNP	-	DNP	DNP	DNP	DNP	1.0-3	DNP	-			
Taylor,A. DB	1-0	1.0	-	-	-	1.0-2	-	-	-	-	-			
Jackson,T. DB	1-0	1.0	-	1.0-3	-	-	-	-	-	-	-			
TEAM	1-0	1.0	1.0-1	-	-	-	-	-	-	-	-			
Bain,P. DL	1-0	1.0	-	-	1.0-3	-	-	-	-	-	-			
Mincey,J. DL	1-0	1.0	DNP	-	-	DNP	DNP	DNP	DNP	-	1.0-3			
Butler,M. DL	0-1	0.5	DNP	-	-	-	-	-	0.5-1	DNP	DNP			



2018 STATISTICS

DEFENSIVE GAME-BY-GAME

INTERCEPTION RETURNS

Player	No.-Yds	WVU	ETSU	UTEP	UF	UGA	AU	ALA	SC	CHARLOTTE	UK	MIZZOU	VANDY
Thompson, B.	2-27	-	1-21	-	-	-	1-6	-	-	1-18	-	-	-
Kirkland Jr., D.	1-33	-	1-33	-	-	-	-	-	-	-	-	-	-
Kongbo, J.	1-10	-	-	-	-	-	1-10	-	-	-	-	-	-
Phillips, K.	1-27	-	-	-	-	-	-	1-27	-	-	-	-	-
Tuttle, S.	1-0	-	-	-	-	-	-	-	1-0	-	-	-	-

FUMBLES FORCED

Player	No.	WVU	ETSU	UTEP	UF	UGA	AU	ALA	SC	CHARLOTTE	UK	MIZZOU	VANDY
Taylor, A.	2	-	-	-	1	-	1	-	-	-	-	-	-
Taylor, D.	2	-	-	-	-	2	-	-	-	-	-	-	-
Phillips, K.	1	-	-	-	-	-	1	-	-	-	-	-	-
Jackson, T.	1	1	-	-	-	-	-	-	-	-	-	-	-
Thompson, B.	1	-	-	1	-	-	-	-	-	-	-	-	-

FUMBLES RECOVERED

Player	No./Yds	WVU	ETSU	UTEP	UF	UGA	AU	ALA	SC	CHARLOTTE	UK	MIZZOU	VANDY
Taylor, D.	1	-	-	-	-	-	1	-	-	-	-	-	-
Bain, P.	1	1	-	-	-	-	-	-	-	-	-	-	-
Abernathy, M.	1	-	1	-	-	-	DNP	-	-	-	-	-	-
Phillips, K.	1	-	-	-	1	-	-	-	-	-	-	-	-

SPECIAL TEAMS GAME-BY-GAME

PUNT RETURNS

Player	No.-Yds-TD	WVU	ETSU	UTEP	UF	UGA	AU	ALA	SC	CHARLOTTE	UK	MIZZOU	VANDY
Osborne, M.	1-26	-	1-26	-	-	DNP	-	-	DNP	-	-	-	-
Callaway, M.	8-23	1-6	1--1	3-5	1-6	-	1-0	-	1-7	3-98-1	-	-	-

KICK RETURNS

Player	No.-Yds-TD	WVU	ETSU	UTEP	UF	UGA	AU	ALA	SC	CHARLOTTE	UK	MIZZOU	VANDY
Chandler, T.	7-113	1-17	DNP	-	-	-	-	5-69	1-27	-	-	-	-
Warrior, N.	2-54	2-54	-	-	-	-	-	-	-	-	-	-	-
Shamburger, S.	2-42	-	-	-	2-42	DNP	-	-	-	-	-	-	-
Thompson, B.	2-36	-	-	-	2-36	-	-	-	-	1-29	-	-	-

FIELD GOALS

Player	FG-FGA (LG)	WVU	ETSU	UTEP	UF	UGA	AU	ALA	SC	CHARLOTTE	UK	MIZZOU	VANDY
Cimaglia, B.	4-4 (41)	-	1-1 (26)	1-1 (38)	2-2 (41)	-	3-4 (45)	0-1	1-1 (45)	0-1	-	-	-

PUNTING

Player	No.-Yds-Avg	WVU	ETSU	UTEP	UF	UGA	AU	ALA	SC	CHARLOTTE	UK	MIZZOU	VANDY
Doyle, J.	9-365-40.6	6-228-38.0	3-137-34.0	6-234-39.0	3-132-44.0	7-330-47.1	4-171-42.8	6-228-38.0	2-102-51.0	7-281-40.1	-	-	-
Brooks, P.	1-34-34.0	-	1-34-34.0	-	-	-	-	-	-	-	-	-	-

2018 STATISTICS

PARTICIPATION GAME-BY-GAME

PARTICIPATION

Name	GP/GS	WVU	ETSU	UTEP	UF	UGA	AU	ALA	SC	CHARLOTTE	UK	MIZZOU	VANDY
22 Abernathy,M.	5/5	START	START	START	START	START	DNP	DNP	DNP				DNP
8 Allen,J.	6/-	DNP	XXX	XXX	DNP	DNP	XXX	XXX	XXX	XXX			XXX
36 Bailey,T.	2/-	DNP	DNP	DNP	DNP	DNP	DNP	XXX	DNP				XXX
97 Bain,P.	9/-	XXX	XXX	XXX	XXX	XXX	XXX	XXX	XXX	XXX			XXX
33 Banks,J.	9/-	XXX	XXX	XXX	XXX	XXX	XXX	XXX	XXX	XXX			XXX
17 Bates,D.	2/-	DNP	XXX	DNP	DNP	DNP	DNP	DNP	XXX				DNP
95 Bennett,K.	2/-	XXX	DNP	DNP	DNP	DNP	DNP	DNP	XXX	DNP			DNP
35 Bituli,D.	9/7	START	START	START	START	START	START	XXX	XXX				START
48 Blakely,J.	4/-	DNP	XXX	DNP	DNP	XXX	DNP	XXX	DNP				XXX
37 Brooks,P.	9/-	XXX	XXX	XXX	XXX	XXX	XXX	XXX	XXX	XXX			XXX
28 Buchanan,B.	9/9	START	START	START	START	START	START	START	START	START			START
88 Bumphus,L.	9/1	XXX	XXX	XXX	XXX	XXX	XXX	XXX	START				XXX
94 Butler,M.	6/-	DNP	XXX	XXX	XXX	XXX	XXX	XXX	DNP				DNP
10 Byrd,T.	9/-	XXX	XXX	XXX	XXX	XXX	XXX	XXX	XXX	XXX			XXX
74 Calbert,K.	7/-	DNP	XXX	XXX	XXX	DNP	XXX	XXX	XXX				XXX
1 Callaway,M.	9/9	START	START	START	START	START	START	START	START	START			START
75 Carvin,J.	9/5	XXX	START	START	START	START	START	XXX	START	XXX			XXX
8 Chandler,T.	8/7	START	DNP	START	START	START	START	START	START	START			XXX
28 Christian,J.	1/-	DNP	DNP	DNP	DNP	XXX	DNP	DNP	DNP				DNP
19 Chryst,K.	6/-	XXX	XXX	XXX	XXX	XXX	DNP	XXX	DNP	DNP			DNP
42 Cimaglia,B.	8/-	XXX	XXX	XXX	XXX	DNP	XXX	XXX	XXX	XXX			XXX
86 Craig,A.	8/-	XXX	XXX	XXX	XXX	DNP	XXX	XXX	XXX	XXX			XXX
47 Doyle,J.	9/-	XXX	XXX	XXX	XXX	XXX	XXX	XXX	XXX	XXX			XXX
89 Elion,M.	5/-	XXX	XXX	XXX	DNP	XXX	DNP	XXX	DNP				DNP
90 Emerson,G.	1/-	DNP	XXX	DNP	DNP	DNP	DNP	DNP	DNP				DNP
44 Fant,P.	2/-	DNP	XXX	DNP	DNP	XXX	DNP	DNP	DNP				DNP
27 Fils-aime,C.	9/-	XXX	XXX	XXX	XXX	XXX	XXX	XXX	XXX	XXX			XXX
25 Flowers,T.	5/1	START	XXX	XXX	XXX	XXX	DNP	DNP	DNP				DNP
79 Garland,K.	3/-	DNP	XXX	DNP	DNP	XXX	DNP	DNP	DNP				XXX
69 Garvey,B.	2/-	DNP	XXX	XXX	DNP	DNP	DNP	DNP	DNP				DNP
41 George,K.	4/-	XXX	XXX	XXX	XXX	DNP	DNP	DNP	DNP				DNP
93 Gooden,E.	9/-	XXX	XXX	XXX	XXX	XXX	XXX	XXX	XXX	XXX			XXX
83 Gray,M.	1/-	DNP	DNP	DNP	DNP	DNP	DNP	DNP	DNP				XXX
2 Guarantano,J.	9/9	START	START	START	START	START	START	START	START	START			START
76 Hall,C.	6/-	XXX	XXX	DNP	DNP	XXX	XXX	XXX	DNP				XXX
54 Harris,K.	2/-	XXX	XXX	DNP	DNP	DNP	DNP	DNP	DNP				DNP
39 Henderson,D.	3/-	DNP	XXX	DNP	DNP	DNP	DNP	XXX	DNP				XXX
23 Ignont,W.	9/1	XXX	XXX	XXX	XXX	XXX	XXX	START	XXX	XXX			XXX
26 Jackson,T.	9/1	XXX	XXX	XXX	START	XXX	XXX	XXX	XXX	XXX			XXX
15 Jennings,J.	9/3	XXX	XXX	START	XXX	XXX	START	START	XXX				XXX
98 Johnson Jr.,A.	9/9	START	START	START	START	START	START	START	START	START			START
7 Johnson,B.	9/3	START	START	XXX	XXX	START	XXX	XXX	XXX	XXX			XXX
13 Johnson,D.	9/1	XXX	XXX	XXX	XXX	XXX	XXX	START	XXX				XXX
58 Johnson,J.	8/8	START	START	START	START	START	START	DNP	START				START
70 Johnson,R.	9/9	START	START	START	START	START	START	START	START	START			START
9 Jordan,T.	9/2	XXX	START	XXX	XXX	XXX	XXX	XXX	XXX	XXX			START
24 Kelly Jr.,T.	5/2	DNP	DNP	DNP	DNP	XXX	XXX	XXX	START				START
55 Kennedy,B.	1/1	START	DNP	DNP	DNP	DNP	DNP	DNP	DNP				DNP
34 Kirkland Jr.,D.	9/9	START	START	START	START	START	START	START	START	START			START
99 Kongbo,J.	6/5	START	START	START	XXX	START	START	DNP	DNP				DNP
44 Labruzzo,C.	4/-	DNP	XXX	DNP	DNP	DNP	DNP	XXX	XXX				XXX
56 Locklear,R.	5/-	DNP	XXX	XXX	XXX	XXX	DNP	XXX	DNP				DNP
31 London,M.	9/-	XXX	XXX	XXX	XXX	XXX	XXX	XXX	XXX	XXX			XXX
46 Lovingood,R.	1/-	XXX	DNP	DNP	DNP	DNP	DNP	DNP	DNP				DNP
52 Medford,J.	9/-	XXX	XXX	XXX	XXX	XXX	XXX	XXX	XXX	XXX			XXX
59 Mincey,J.	4/-	DNP	XXX	XXX	DNP	DNP	DNP	DNP	XXX				XXX
11 Murphy,J.	7/-	XXX	XXX	XXX	DNP	XXX	XXX	DNP	XXX				XXX
57 Niehaus,N.	8/4	XXX	XXX	DNP	XXX	XXX	START	START	START				START
3 Osborne,M.	7/-	XXX	XXX	XXX	XXX	DNP	XXX	XXX	DNP				XXX
84 Palmer,J.	9/7	START	START	XXX	START	START	XXX	START	START				START
40 Peterson,J.	2/-	DNP	DNP	DNP	DNP	DNP	DNP	XXX	DNP				XXX
5 Phillips,K.	9/9	START	START	START	START	START	START	START	START	START			START
81 Pope,A.	9/1	XXX	XXX	START	XXX	XXX	XXX	XXX	XXX				XXX
21 Reid,S.	7/-	XXX	XXX	XXX	XXX	XXX	DNP	XXX	DNP				XXX
51 Richmond,D.	9/9	START	START	START	START	START	START	START	START	START			START
14 Sapp,Q.	8/1	XXX	XXX	XXX	DNP	XXX	XXX	XXX	START				XXX
12 Shamburger,S.	8/2	XXX	XXX	XXX	XXX	DNP	START	START	XXX				XXX
30 Smith,A.	3/-	XXX	XXX	XXX	DNP	DNP	DNP	DNP	DNP				DNP
73 Smith,T.	7/7	START	START	START	START	START	START	START	DNP				DNP
68 Tatum,M.	9/2	XXX	XXX	XXX	XXX	XXX	XXX	XXX	START				START
6 Taylor,A.	9/6	START	XXX	XXX	START	START	START	START	START				START
19 Taylor,D.	9/6	XXX	START	START	START	XXX	XXX	START	START				START
20 Thompson,B.	9/7	XXX	START	START	XXX	START	START	START	START				START
85 Tillman,C.	4/-	XXX	XXX	DNP	DNP	DNP	DNP	XXX	DNP				XXX
2 Tuttle,S.	9/9	START	START	START	START	START	START	START	START	START			START
18 Warrior,N.	9/9	START	START	START	START	START	START	START	START				START
82 Williams,L.	1/-	DNP	DNP	DNP	XXX	DNP	DNP	DNP	DNP				DNP
80 Wolf,E.	9/5	XXX	XXX	XXX	START	XXX	START	START	START				START
4 Wood-Anderson	8/7	START	START	START	START	START	START	DNP	XXX				START

Starts indicated by START; XXX-Played; DNP-Did Not Play

## 2018 TEAM SUPERLATIVES

### TENNESSEE GAME HIGHS

Rushes	54	vs Florida (Sep 22, 2018)
Yards Rushing	345	vs UTEP (Sep 15, 2018)
Yards Per Rush	6.9	vs UTEP (Sep 15, 2018)
TD Rushes	5	vs ETSU (Sept 8, 2018)
Pass attempts	39	at South Carolina (Oct 27, 2018)
Pass completions	27	at South Carolina (Oct 27, 2018)
Yards Passing	328	at Auburn (Oct 13, 2018)
Yards Per Pass	14.0	vs ETSU (Sept 8, 2018)
TD Passes	2	at Georgia (Sep 29, 2018) at Auburn (Oct 13, 2018) vs Alabama (Oct 20, 2018) at South Carolina (Oct 27, 2018)
Total Plays	79	vs Florida (Sep 22, 2018)
Total Offense	512	vs UTEP (Sep 15, 2018)
Yards Per Play	7.4	vs UTEP (Sep 15, 2018)
Points	59	vs ETSU (Sept 8, 2018)
Sacks By	3	at Georgia (Sep 29, 2018) vs Charlotte (Nov 03, 2018)
First Downs	24	vs UTEP (Sep 15, 2018)
Penalties	9	vs Alabama (Oct 20, 2018) at South Carolina (Oct 27, 2018)
Penalty Yards	75	at South Carolina (Oct 27, 2018)
Turnovers	6	vs Florida (Sep 22, 2018)
Interceptions By	2	vs ETSU (Sept 8, 2018) at Auburn (Oct 13, 2018)
Punts	7	at Georgia (Sep 29, 2018) vs Charlotte (Nov 03, 2018)
Punting Avg	51.0	at South Carolina (Oct 27, 2018)
Long Punt	71	at Georgia (Sep 29, 2018)
Punts inside 20	4	vs UTEP (Sep 15, 2018)
Long Punt Return	82	vs Charlotte (Nov 03, 2018)

## 2018 INDIVIDUAL SUPERLATIVES

### MOST BY A VOL...

Rushes	20	Tim Jordan vs West Virginia (Sep 01, 2018)
Yards Rushing	158	Ty Chandler vs UTEP (Sep 15, 2018)
TD Rushes	2	Madre London vs ETSU (Sept 8, 2018) Jeremy Banks vs ETSU (Sept 8, 2018)
Long Rush	81	Ty Chandler vs UTEP (Sep 15, 2018)
Pass attempts	39	Jarrett Guarantano at South Carolina (Oct 27, 2018)
Pass completions	27	Jarrett Guarantano at South Carolina (Oct 27, 2018)
Yards Passing	328	Jarrett Guarantano at Auburn (Oct 13, 2018)
TD Passes	2	Jarrett Guarantano at Georgia (Sep 29, 2018) Jarrett Guarantano at Auburn (Oct 13, 2018) Keller Chryst vs Alabama (Oct 20, 2018) Jarrett Guarantano at South Carolina (Oct 27, 2018)
Long Pass	53	Jarrett Guarantano vs UTEP (Sep 15, 2018)
Receptions	9	Marquez Callaway at South Carolina (Oct 27, 2018)
Yards Receiving	102	Jauan Jennings vs Alabama (Oct 20, 2018)
TD Receptions	1	12 times
Long Reception	53	Josh Palmer vs UTEP (Sep 15, 2018)
Field Goals	3	Brent Cimaglia at Auburn (Oct 13, 2018)
Long Field Goal	45	Brent Cimaglia at Auburn (Oct 13, 2018) Brent Cimaglia at South Carolina (Oct 27, 2018)
Punts	7	Joe Doyle at Georgia (Sep 29, 2018) Joe Doyle vs Charlotte (Nov 03, 2018)
Punting Avg	51.0	Joe Doyle at South Carolina (Oct 27, 2018)
Long Punt	71	Joe Doyle at Georgia (Sep 29, 2018)
Punts inside 20	4	Joe Doyle vs UTEP (Sep 15, 2018)
Long Punt Return	82	Marquez Callaway vs Charlotte (Nov 03, 2018)
Long Kickoff Return	41	Nigel Warrior vs West Virginia (Sep 01, 2018)
Tackles	13	Daniel Bituli vs Charlotte (Nov 03, 2018)
Sacks	3.0	Darrell Taylor at Georgia (Sep 29, 2018)
Tackles For Loss	3.0	Emmit Gooden vs ETSU (Sept 8, 2018)
Interceptions	1	Bryce Thompson vs ETSU (Sept 8, 2018) Darrin Kirkland Jr. vs ETSU (Sept 8, 2018) Bryce Thompson at Auburn (Oct 13, 2018) Jonathan Kongbo at Auburn (Oct 13, 2018) Kyle Phillips vs Alabama (Oct 20, 2018) Shy Tuttle at South Carolina (Oct 27, 2018) Bryce Thompson vs Charlotte (Nov 03, 2018)

### TENNESSEE'S LONG PLAYS

Rushing	81	Ty Chandler vs UTEP (Sept. 15)
Passing	53	Palmer from Guarantano vs UTEP (Sept. 15)
Punt Return	82	Marquez Callaway vs. Charlotte (Nov. 3)
Kick Return	41	Nigel Warrior vs. West Virginia (Sept. 1)
INT Return	33	Darrin Kirkland Jr. vs. ETSU (Sept. 8)
Fumble Return	8	Darrell Taylor at Auburn (Oct. 13)
Field Goal	45	Brent Cimaglia, 2x, last at South Carolina (Oct. 27)
Punt	71	Joe Doyle at Georgia (Sept. 29)

### OPPONENT GAME HIGHS

Rushes	50	at Georgia (Sep 29, 2018)
Yards Rushing	251	at Georgia (Sep 29, 2018)
Yards Per Rush	5.9	vs Florida (Sep 22, 2018)
TD Rushes	5	at Georgia (Sep 29, 2018)
Pass attempts	46	at Auburn (Oct 13, 2018)
Pass completions	28	at Auburn (Oct 13, 2018)
Yards Passing	429	vs West Virginia (Sep 01, 2018)
Yards Per Pass	12.6	vs West Virginia (Sep 01, 2018)
TD Passes	5	vs West Virginia (Sep 01, 2018)
Total Plays	80	at Auburn (Oct 13, 2018)
Total Offense	547	vs West Virginia (Sep 01, 2018)
Yards Per Play	9.0	vs West Virginia (Sep 01, 2018)
Points	58	vs Alabama (Oct 20, 2018)
Sacks By	3	at Auburn (Oct 13, 2018) vs Alabama (Oct 20, 2018)
First Downs	30	vs Alabama (Oct 20, 2018)
Penalties	10	vs Florida (Sep 22, 2018)
Penalty Yards	79	vs Florida (Sep 22, 2018)
Turnovers	3	vs ETSU (Sept 8, 2018) at Auburn (Oct 13, 2018)
Interceptions By	2	vs Florida (Sep 22, 2018)
Punts	12	vs UTEP (Sep 15, 2018)
Punting Avg	50.0	at South Carolina (Oct 27, 2018)
Long Punt	75	vs Charlotte (Nov 03, 2018)
Punts inside 20	3	vs UTEP (Sep 15, 2018)
Long Punt Return	10	vs Charlotte (Nov 03, 2018)

### MOST BY AN OPPONENT...

Rushes	24	Lemay,B., vs Charlotte (Nov 03, 2018)
Yards Rushing	140	Rico Dowdle, at South Carolina (Oct 27, 2018)
TD Rushes	2	Justin Fields, at Georgia (Sep 29, 2018) D'Andre Swift, at Georgia (Sep 29, 2018) Jacobs,J., vs Alabama (Oct 20, 2018)
Long Rush	47	Pierce,D., vs Florida (Sep 22, 2018)
Pass attempts	45	Jarrett Stidham, at Auburn (Oct 13, 2018)
Pass completions	28	Jarrett Stidham, at Auburn (Oct 13, 2018)
Yards Passing	429	Grier, Will, vs West Virginia (Sep 01, 2018)
TD Passes	5	Grier, Will, vs West Virginia (Sep 01, 2018)
Long Pass	77	Tagovailoa,T., vs Alabama (Oct 20, 2018)
Receptions	7	Sills V., David, vs West Virginia (Sep 01, 2018) Ryan Davis, at Auburn (Oct 13, 2018)
Yards Receiving	140	Sills V., David, vs West Virginia (Sep 01, 2018)
TD Receptions	2	Sills V., David, vs West Virginia (Sep 01, 2018)
Long Reception	77	Waddle,J., vs Alabama (Oct 20, 2018)
Field Goals	2	Staley, Evan, vs West Virginia (Sep 01, 2018) Parker White, at South Carolina (Oct 27, 2018)
Long Field Goal	43	R. Blankenship, at Georgia (Sep 29, 2018)
Punts	12	Crawford,M., vs UTEP (Sep 15, 2018)
Punting Avg	53.0	Kinney, Billy, vs West Virginia (Sep 01, 2018)
Long Punt	75	Corbett,K., vs Charlotte (Nov 03, 2018)
Punts inside 20	3	Crawford,M., vs UTEP (Sep 15, 2018)
Long Punt Return	10	Quattlebaum,M., vs Charlotte (Nov 03, 2018)
Long Kickoff Return	42	Jacobs,J., vs Alabama (Oct 20, 2018)
Tackles	14	T.J. Brunson, at South Carolina (Oct 27, 2018)
Sacks	2.0	D.J. Wonnum, at South Carolina (Oct 27, 2018)
Tackles For Loss	4.0	Highsmith,A., vs Charlotte (Nov 03, 2018)
Interceptions	1	Stewart,B., vs Florida (Sep 22, 2018) Ancrum,L., vs Florida (Sep 22, 2018)

### OPPONENT'S LONG PLAYS

Rushing	47	Dameon Pierce vs. Florida (Sept. 22)
Passing	77	Tua Tagovailoa to Jaylen Waddle vs Alabama (Oct. 20)
Punt Return	10	Mark Quattlebaum vs. Charlotte (Nov. 3)
Kick Return	42	Josh Jacobs vs. Alabama (Oct. 20)
INT Return	5	Luke Ancrum vs. Florida (Sept. 22)
Fumble Return	1	David Reese vs. Florida (Sept. 22)
Field Goal	35	Evan Staley vs. West Virginia (Sept. 1)
Punt	75	Kyle Corbett vs. Charlotte (Nov. 3)



TENNESSEE OVERTIME RECORDS

TENNESSEE OVERTIME GAMES & RESULTS

Date	Opponent	OTs	1st Poss.	Game-Winning Score	Final Score
Sept. 19, 1998	Florida	1	Offense	Jeff Hall 41 field goal	W, 20-17
Sept. 30, 2000	at LSU	1	Defense*	Robert Royal 25 pass from Rohan Davey (John Corbello kick)	L, 31-38
Oct. 5, 2002	Arkansas	6	Offense	Jason Witten 25 pass from Casey Clausen+	W, 41-38
Sept. 27, 2003	South Carolina	1	Defense*	James Banks 4 pass from Casey Clausen+	W, 23-20
Oct. 25, 2003	at Alabama	5	Offense	Casey Clausen 1 run (James Banks pass from Casey Clausen)	W, 51-43
Sept. 26, 2005	at LSU	1	Defense*	Gerald Riggs, Jr. 1 run+	W, 30-27
Oct. 27, 2007	South Carolina	1	Offense	Daniel Lincoln 27 field goal	W, 27-24
Nov. 24, 2007	at Kentucky	4	Defense*	Quintin Hancock 40 pass from Erik Ainge (Austin Rogers pass from Ainge)	W, 52-50
Sept. 1, 2008	at UCLA	1	Defense*	Kai Forbath 42 field goal	L, 24-27
Nov. 28, 2009	at Kentucky	1	Defense*	Montario Hardesty 20 run+	W, 30-24
Sept. 25, 2010	UAB	2	Offense	Denarius Moore 25 pass from Matt Simms+	W, 32-29
Dec. 30, 2010	vs. North Carolina#	2	Defense*	Casey Barth 23 field goal+	L, 27-30
Nov. 19, 2011	Vanderbilt	1	Defense*	Eric Gordon 90 INT return+	W, 27-21
Nov. 10, 2012	Missouri	4	Defense*	Andrew Baggett 35 field goal+	L, 48-51
Oct. 5, 2013	Georgia	1	Offense	Marshall Morgan 42 field goal+	L, 31-34
Nov. 1, 2014	at South Carolina	1	Offense	Aaron Medley 32 field goal	W, 45-42
Sept. 12, 2015	Oklahoma	2	Offense	Sterling Shepard 18 pass from Baker Mayfield (Austin Seibert kick)	L, 24-31
Sept. 1, 2016	Appalachian State	1	Offense	Joshua Dobbs rush for 1 yard to the APP1, fumble forced by Kennan Gilchrist, fumble by Dobbs recovered by UT's Jalen Hurd in the end zone (Aaron Medley kick)	W, 20-13
Oct. 8, 2016	at Texas A&M	2	Offense	Trevor Knight 1 run (Daniel LaCamera kick)	L, 38-45
Sept. 4, 2017	vs. Georgia Tech^	2	Defense*	John Kelly 2 run (Aaron Medley kick)	W, 42-41

\*Won coin toss +Game-ending play #Bowl game ^Neutral site regular season game

OVERTIME TEAM RECORDS

**Record in OT:** 13-7 (Most OT team wins all-time in NCAA history)

**Most OT Periods:** 6 vs. Arkansas, Oct. 5, 2002

**Longest Game (Elapsed Time):** 4:43 at Kentucky, Nov. 24, 2007; at Texas A&M, Oct. 8, 2016

**Points:** 31 at Alabama, Oct. 25, 2003

**Opponent Points:** 23 at Alabama, Oct. 25, 2003; Missouri, Nov. 10, 2012

**Points, Both Teams:** 54 (UT 31, Alabama 23), Oct. 25, 2003

**Fewest Points:** 0 at LSU, Sept. 30, 2000; at UCLA, Sept. 1, 2008

**Fewest Points, Both Teams:** 3 (UT 3, Florida 0), Sept. 19, 1998; (UT 3, South Carolina 0), Oct. 27, 2007; (UCLA 3, UT 0), Sept. 1, 2008; (UT 3, South Carolina 0), Nov. 1, 2014

**Touchdowns:** 4 at Alabama, Oct. 25, 2003

**Total Offense Plays:** 21 at Alabama, Oct. 25, 2003 (105 yards)

**Total Offense Yards:** 105 at Alabama, Oct. 25, 2003 (21 plays)

**Rushing Attempts:** 13 at Alabama, Oct. 25, 2003 (40 yards)

**Rushing Yards:** 40 at Alabama, Oct. 25, 2003 (13 attempts)

**Pass Attempts:** 16 vs. Missouri, Nov. 10, 2012 (9 completions, 72 yards, 2 touchdowns)

**Pass Completions:** 9 vs. Missouri, Nov. 10, 2012 (for 72 yards)

**Passing Yards:** 77 at Kentucky, Nov. 24, 2007 (6-of-9)

**Field Goals Attempted:** 2 vs. Arkansas, Oct. 5, 2002 (2 made)

**Field Goals Made:** 2 vs. Arkansas, Oct. 5, 2002 (2 attempts)

**Longest Drive, Plays:** 7 vs. Arkansas, Oct. 5, 2002 (11 yards, Philip Newman 31 field goal made)

**Shortest Drive, Plays:** 1 vs. Arkansas, Oct. 5, 2002 (25 yards, Jason Witten 25 pass from Casey Clausen); vs. Arkansas, Oct. 5, 2002 (25 yards, Tony Brown 25 pass from Casey Clausen); at Alabama, Oct. 25, 2003 (25 yards, James Banks 25 pass from Casey Clausen); vs. UAB, Sept. 25, 2010 (25 yards, Denarius Moore 25 pass from Matt Simms)

**Shortest Drive, Yards:** minus-7 vs. Arkansas, Oct. 5, 2002 (1 play, Derrick Tinsley rush and fumble lost)

**Opponent Longest Drive, Plays:** 6, Arkansas, Oct. 5, 2002 (12 yards, O'Donohoe 29 field goal made); at Alabama, Oct. 25, 2003 (25 yards, Dre Fulgham 6 TD pass from Brodie Croyle)

**Opponent Shortest Drive, Plays:** 1, LSU, Sept. 30, 2000 (25 yards, Robert Royal 25 pass from Rohan Davey)

**Opponent Shortest Drive, Yards:** minus-15, at South Carolina, Nov. 1, 2014 (4 plays, Elliott Fry missed 58-yard field goal attempt)

OVERTIME INDIVIDUAL RECORDS

**Points:** 14, James Banks at Alabama, Oct. 25, 2003 (2 TDs, 1 PAT)

**Touchdowns:** 2, James Banks at Alabama, Oct. 25, 2003; John Kelly vs. Georgia Tech, Sept. 4, 2017

**Rushing Attempts:** 5, Jabari Davis vs. Arkansas, Oct. 5, 2002 (23 yards); Jabari Davis at Alabama, Oct. 25, 2003 (11 yards)

**Rushing Yards:** 23, Jabari Davis vs. Arkansas, Oct. 5, 2002 (5 attempts)

**Longest Rushing Play:** 20, Montario Hardesty at Kentucky, Nov. 28, 2009

**Longest Rushing Touchdown:** 20 yards, Montario Hardesty at Kentucky, Nov. 28, 2009

**Passing Attempts:** 15, Tyler Bray vs. Missouri, Nov. 10, 2012 (8 completions)

**Passing Completions:** 8, Tyler Bray vs. Missouri, Nov. 10, 2012 (15 attempts)

**Passing Yards:** 77, Erik Ainge at Kentucky, Nov. 24, 2007 (6-of-9); Tyler Bray vs. Missouri, Nov. 10, 2012 (8-of-15)

**Longest Pass Completion:** 40, Erik Ainge to Quintin Hancock (TD) at Kentucky, Nov. 24, 2007 (1st-and-10 from the 40-yard line)

**Longest Passing Touchdown:** 40, Erik Ainge to Quintin Hancock at Kentucky, Nov. 24, 2007 (1st-and-10 from the 40-yard line)

**Receptions:** 2, Cedrick Wilson at LSU, Sept. 30, 2000 (16 yards); James Banks at Alabama, Oct. 25, 2003 (30 yards); Gerald Jones at Kentucky, Nov. 24, 2007 (20 yards); Denarius Moore vs. UAB, Sept. 25, 2010 (31 yards); Cordarrelle Patterson vs. Missouri, Nov. 10, 2012 (31 yards); Rajion Neal vs. Missouri, Nov. 10, 2012 (12 yards); Zach Rogers vs. Missouri, Nov. 10, 2012 (10 yards); Marlin Lane vs. Missouri, Nov. 10, 2012 (6 yards)

**Receiving Yards:** 40, Quintin Hancock at Kentucky, Nov. 24, 2007 (1 reception)

**Field Goals Attempted:** 2, Philip Newman vs. Arkansas, Oct. 5, 2002 (2 made)

**Field Goals Made:** 2, Philip Newman vs. Arkansas, Oct. 5, 2002 (2 attempts)

**Longest Field Goal Made:** 41, Jeff Hall vs. Florida, Sept. 19, 1998

## MEDIA INFORMATION

### CREDENTIAL REQUESTS

- To obtain season or single-game credentials, apply online by clicking "football" under "Tennessee" at: <http://www.sportssystem.com/seccredentials>

### INTERVIEW REQUESTS

- Following practices open to the media, scheduled interviews will take place either in the practice field's end zone or in the Ray and Lucy Hand Digital Studio. True freshmen are not available for interviews, and student-athletes should not be contacted by the media for interviews by any method outside of scheduled interview times.
- Interview requests for Coach Jeremy Pruitt or players outside of standard interview times should be made through Director of Football Communications Zach Stipe at 865-974-4167 (office), 865-244-6119 (cell) or [zstipe@tennessee.edu](mailto:zstipe@tennessee.edu). All interview requests should be made at least 24 hours in advance of the practice for which you are requesting.

### WEEKLY MEDIA CONFERENCES

- Coach Pruitt's weekly press conferences are held at noon ET on Mondays of game week inside the Ray and Lucy Hand Digital Studio at a time to be determined.
- Coach Pruitt takes part in his weekly SEC Teleconference each Wednesday at 11:50 a.m. ET from the start of the season through Nov. 21. Media representatives should contact the SEC at (205) 458-3000 for a confidential phone number.

### NEYLAND GAME DAY INFORMATION

- Press Will Call is located at the Tennessee Media Relations office beginning three hours before game time. It is located on the ground level of the Anderson Training Center on the corner of Lake Loudoun Blvd. and Chamique Holdscraw Drive.
- Pregame media meal is served on Press Box fifth level and in the Stokely Family Media Center at field level.
- Press box media access is through Gate 15. Field access is through Gates 21A and 25.
- Press parking is in parking garage G-10 at the southwest end of the stadium.

### DIRECTIONS TO NEYLAND STADIUM

- From Airport:** Turn toward Knoxville onto Alcoa Hwy. (U.S. Hwy. 129 North). After crossing Tennessee River bridge, exit right and then turn left onto Neyland Drive.
- From I-40 East:** Follow I-40 to James White Parkway. Follow to Neyland Drive. (G-10 Garage can be entered off Neyland Drive.)
- From I-40 West:** Follow I-40 to James White Parkway. Follow to Neyland Drive.
- From I-75 South:** Follow I-75 to I-275. Follow I-275 to I-40. Take I-40 East to James White Parkway and follow to Neyland Drive. (G-10 Garage can be entered off Neyland Drive.)
- At Neyland Drive:** Follow to Thompson-Boling Arena. Turn onto Lake Loudoun Boulevard. Turn right at first light onto Phillip Fulmer Way. G-10 garage is on right after passing arena.

## TENNESSEE FOOTBALL MEDIA SERVICES

### ZACH STIPE

Director of Football Communications  
Office: 865-974-4167 | Cell: 865-244-6119  
E-mail: [zstipe@tennessee.edu](mailto:zstipe@tennessee.edu)  
Twitter: @ZachStipe

### SEAN BAROWS

Assistant Director of Media Relations  
Office: 865-974-7478 | Cell: 561-312-9432  
E-mail: [sbarows@tennessee.edu](mailto:sbarows@tennessee.edu)  
Twitter: @SeanBarows

### MAURICE WILLIAMS

Assistant Director of Media Relations  
Office: 865-974-8876 | Cell: 803-842-1279  
E-mail: [mowill@tennessee.edu](mailto:mowill@tennessee.edu)  
Twitter: @Mo\_Betta\_Bluez

### RACHEL GUNIA

Graduate Assistant  
Office: 865-974-9494 | Cell: 815-488-8595  
E-mail: [rgunia@vols.utk.edu](mailto:rgunia@vols.utk.edu)  
Twitter: @RachL0014

### KIM HOOD

Assistant Director of Media Relations/Credentials  
Office: 865-974-1211 | Cell: 423-552-5617  
E-mail: [khoo3@tennessee.edu](mailto:khoo3@tennessee.edu)  
Twitter: @AllinHoodTime

### TOM SATKOWIAK

Assistant AD for Communications  
Office: 865-974-7501 | Cell: 865-696-2897  
E-mail: [tomsid@tennessee.edu](mailto:tomsid@tennessee.edu)  
Twitter: @TomSatkowiak

### ADDITIONAL STAFF

**Associate Directors:** Eric Trainer, Kellen Hiser  
**Assistant Directors:** Forest Jersey, Andy Kovar, Amanda Pruitt  
**Graduate Assistant:** Josh Lively  
**Student Assistant:** Wyeth Wilson  
**Photographers:** Andrew Ferguson, Maury Neipris

### DEPARTMENT ADDRESSES

Anderson Training Center - Ground Floor  
**Phone:** (865) 974-1212 • **Fax:** (865) 974-9496  
**Mailing Address:** PO Box 15016 Knoxville, TN 37901  
**Shipping Address:** 1551 Lake Loudoun Boulevard, Knoxville, TN 37996

## SEC MEDIA SERVICES

For information on media services provided by the SEC, call (205) 458-3000, or write to 2201 Richard Arrington Boulevard North, Birmingham, AL 35203.

### MEDIA RELATIONS OFFICE

#### HERB VINCENT

Associate Commissioner/Communications  
Office: (205) 458-3000  
E-mail: [hvincent@sec.org](mailto:hvincent@sec.org)  
Website: [secsports.com](http://secsports.com)  
Overnight Address: 2201 Richard Arrington Blvd North; Birmingham, AL 35203

#### ADDITIONAL SEC FOOTBALL MEDIA RELATIONS

Director of MR: Chuck Dunlap ([cdunlap@sec.org](mailto:cdunlap@sec.org))  
Assistant MRD: Ben Beaty ([bbeaty@sec.org](mailto:bbeaty@sec.org))

**TELECONFERENCE:** The 14 SEC head football coaches will be featured weekly on a teleconference from 11 a.m.-1:10 p.m., ET, during the 2018 league season. The teleconference will be held each Wednesday beginning

Wed., Aug. 29 through Wed., Nov. 21. Media representatives should contact the SEC Media Relations Department (205) 458-3000 for the confidential phone number. Each coach will appear on the teleconference for seven minutes, according to the following schedule:

#### Order of Appearance (All Times Eastern)

11:00 a.m.	Ed Orgeron, LSU
11:10 a.m.	Kirby Smart, Georgia
11:20 a.m.	Dan Mullen, Florida
11:30 a.m.	Derek Mason, Vanderbilt
11:40 a.m.	Nick Saban, Alabama
<b>11:50 a.m. Jeremy Pruitt, Tennessee</b>	
12:00 p.m.	Chad Morris, Arkansas
12:10 p.m.	Will Muschamp, South Carolina
12:20 p.m.	Matt Luke, Ole Miss
12:30 p.m.	Jimbo Fisher, Texas A&M
12:40 p.m.	Mark Stoops, Kentucky
12:50 p.m.	Joe Moorhead, Mississippi State
1:00 p.m.	Barry Odom, Missouri
1:10 p.m.	Gus Malzahn, Auburn

**COLLEGEPRESSBOX.COM** is the official media website for Division I football. Access and download weekly game notes, quotes, statistics, media guides, headshots, logos and more. Login information will be distributed to accredited media or you can apply for a password at [collegepressbox.com/password](http://collegepressbox.com/password).

### SOCIAL



## TENNESSEE MEDIA AVAILABILITY: THIS WEEK

### MONDAY [5]

12 p.m. ET - Pruitt Press Conference

12:30 p.m. ET - Select student-athletes (Ray & Lucy Hand Studio)

### TUESDAY [6]

1 p.m. ET - Select student-athletes (Ray & Lucy Hand Studio)

Practice - 4:20 p.m. Select Periods Open

### WEDNESDAY [7]

11:50 a.m. - SEC Teleconference

Practice - 4:20 p.m. Select Periods Open

Post-Practice Coach Pruitt Press Conference

8 p.m. - Vol Calls w/ Pruitt

### THURSDAY [8]

No scheduled media

### FRIDAY [9]

No scheduled media

### SATURDAY [10]

Tennessee vs. Kentucky 3:30 p.m. ET on SECN

### SUNDAY [11]

Off Day