

Louisville Basketball Quick Facts

Location	Louisville, Ky. 40292
Founded / Enrollment	1798 / 22,000
Nickname / Colors	Cardinals / Red & Black
Conference	Atlantic Coast
Home Court	KFC Yum! Center (22,000)
President	Dr. Neeli Bendapudi
Vice President/Director of Athletics	Vince Tyra
Head Coach	Chris Mack (Xavier '92)
UofL Record	9-3 (first year)
Overall Record	224-100 (10 years)
Assistant Coach	Dino Gaudio (Ohio U. '81)
Assistant Coach	Luke Murray (Fairfield '07)
Assistant Coach	Mike Pegues (Delaware '00)
Dir. of Basketball Operations	Kahil Fennell (Redlands '04)
All-Time Record	1,711-915 (105 yrs.)
<i>(does not include 123-3 record vacated by NCAA)</i>	
All-Time NCAA Tournament Record	61-40
<i>(38 Appearances, 8 Final Fours, 2 NCAA Titles - '80, '86)</i>	
Important Phone Numbers	
Athletics Office	(502) 852-5732
Basketball Office	(502) 852-6651
Sports Information Office	(502) 852-6581
SID - Kenny Klein, cell	(502) 599-7865

2018-19 Schedule / Results #TEAM105

Date	Opponent	TV	Time (ET)	Result
October				
Sun. 28	BELLARMINE ~	ACCN	W 71-60	
November				
Sat. 3	SIMMONS (Ky.) ~	ACCN	W 90-41	
Thur. 8	NICHOLLS	ACCN	W 85-72	
Tues. 13	SOUTHERN +	ACCN	W 104-54	
Fri. 16	VERMONT +	ACCN	W 86-78	
Wed. 21	#5/5 Tennessee #	ESPN2	L 81-92	
Fri. 23	Marquette #	ESPN2	L 74-77/ot	
Tues. 27	#9/8 MICHIGAN STATE ^	ESPN	W 82-78/ot	
December				
Sat. 1	at Seton Hall	FOX	W 70-65	
Wed. 5	CENTRAL ARKANSAS	WAVE	W 86-41	
Sat. 8	at Indiana	FOX	L 67-68	
Wed. 12	LIPSCOMB	RSN	W 72-68	
Sat. 15	KENT STATE	RSN	W 83-70	
Fri. 21	ROBERT MORRIS	ACCN	W 73-59	
Sat. 29	#16/15 KENTUCKY	ESPN2	2:05 p.m.	
January				
Sun. 6	MIAMI	ESPNU	6:00 p.m.	
Wed. 9	at Pittsburgh	Raycom/WAVE	8:00 p.m.	
Sat. 12	at North Carolina	ESPN or ESPN2	Noon	
Wed. 16	BOSTON COLLEGE	RSN	7:00 p.m.	
Sat. 19	at Georgia Tech	Raycom/WHAS	4:00 p.m.	
Thur. 24	NC STATE	Raycom/WAVE	8:00 p.m.	
Sat. 26	PITTSBURGH	Raycom/WHAS	2:00 p.m.	
Wed. 30	at Wake Forest	Raycom/WAVE	8:00 p.m.	
February				
Sat. 2	NORTH CAROLINA	ESPN/ESPN2	2/4/6 p.m.	
Mon. 4	at Virginia Tech	ESPN	7:00 p.m.	
Sat. 9	at Florida State	ESPN/ESPN2/U	4:00 p.m.	
Tues. 12	DUKE	ESPN or ESPN2	9:00 p.m.	
Sat. 16	CLEMSON	ESPN/ESPN2/U	Noon	
Wed. 20	at Syracuse	ESPN	7:00 p.m.	
Sat. 23	VIRGINIA	Raycom/WHAS	Noon	
Wed. 27	at Boston College	RSN	9:00 p.m.	
March				
Sun. 3	NOTRE DAME	CBS	1:30 p.m.	
Sat. 9	at Virginia	ESPN or ESPN2	4/6/8 p.m.	
Tues. 12-	at ACC Tournament	TBA	TBA	
Sat. 16	(Spectrum Center, Charlotte, NC)			
~ exhibition game				
+ NIT Season Tip-Off, Louisville, KY				
# NIT Season Tip-Off, Brooklyn, NY				
* ACC/Big 10 Challenge, Louisville, KY				



LOUISVILLE BASKETBALL

TOUGH. TOGETHER. UNBREAKABLE.

1980, 1986 NCAA Champions □ 8 NCAA Final Fours □ 38 NCAA Tournament Appearances

Sports Information • University of Louisville • Louisville, KY 40292 • www.GoCards.com
Phone: (502) 852-6581 • email: kenny@GoCards.com • Twitter/Instagram: @LouisvilleMBB

Louisville Cardinals (9-3) vs. Kentucky Wildcats (9-2)



Saturday, Dec. 29 ■ 2:05 p.m. ET ■ KFC Yum! Center ■ Louisville, Ky.

PROBABLE STARTING LINEUPS

Louisville (9-3)	Ht.	Wt.	Yr.	PPG	RPG	Hometown
F 24 Dwayne SUTTON	6-5	215	Jr.	9.3	6.1	Louisville, Ky.
F 33 Jordan NWORA	6-7	225	So.	17.7	8.1	Buffalo, N.Y.
C 23 Steven ENOCH	6-10	260	Jr.	8.5	4.5	Norwalk, Conn.
G 1 Christen CUNNINGHAM	6-2	190	Gr.	8.6	1.5	Georgetown, Ky.
G 4 Khwan FORE	6-0	185	Gr.	3.7	1.1	Huntsville, Ala.

Kentucky (9-2)	Ht.	Wt.	Yr.	PPG	RPG	Hometown
F 22 Reid TRAVIS	6-8	238	Gr.	15.1	6.5	Minneapolis, Minn.
F 25 PJ WASHINGTON	6-8	228	So.	13.3	8.5	Dallas, Texas
G 2 Ashton HAGANS	6-3	192	Fr.	3.8	1.4	Cartersville, Ga.
G 3 Keldon JOHNSON	6-6	211	Fr.	16.5	5.4	South Hill, Va.
G 14 Tyler HERRO	6-5	195	Fr.	12.4	3.9	Milwaukee, Wis.

Head Coach: John Calipari (Clarion '82) 284-66 in 10th year at Kentucky, 689-204 in 27th year overall.

Louisville, ranked 17th in the NCAA Men's Basketball NET ratings through games of Dec. 23, will play its final non-conference game of the regular season as the Cardinals face intrastate rival Kentucky in the KFC Yum! Center on Saturday. Louisville won for the sixth time in its last seven games and third straight in beating Robert Morris 73-59 as the Cardinals shot 48.9 percent from the field and held a 41-26 rebounding advantage, their fourth double-digit rebounding margin in their last six games. Jordan Nwora led the Cardinals with 19 points and 13 rebounds, his fourth double-double of the season and his ninth game with seven or more rebounds. Steven Enoch scored a career-high 16 points. Kentucky (9-2), ranked 16th in the AP and 15th in the USA Today polls, has won nine of its last 10 games, winning 80-72 over then-No. 9/10 North Carolina in its last game on Dec. 22.

GAME FACTS

Site: KFC Yum! Center/Crum Court, Louisville, Ky. (22,000) (139-21 in 9th year)
Television: ESPN2 - Dan Shulman, play-by-play; Jay Bilas, analyst; Dan Dakich, sideline analyst.
Radio: WKRD (790 AM) Paul Rogers, play-by-play; Bob Valvano, analyst (XM channel 380, Internet 971)
Series History: Louisville trails 16-35 (9-12 in Louisville, 5-19 in Lexington, 2-4 neutral)
Last Meeting: Kentucky 90, UofL 61 (Dec. 29, 2017 in Lexington, Ky.)
Officials: Ron Groover, Jeff Clark, Pat Driscoll
Next UofL Game: Jan. 6 vs. Miami, KFC Yum! Center, 6 p.m. ET (ESPNU)

CARD FILE

■ Louisville has an 81-5 record against non-conference opponents in the KFC Yum! Center. The Cardinals have won 37 of their last 39 home games against non-conference opponents.
■ Louisville has made 41 more free throws (261-of-338, .768) than its opponents have attempted (155-of-220). Louisville is **second in the nation** in free throw attempts per field goal attempts (338/661, 51.1 percent) and **leads the nation** with 27.1 percent of its points coming from free throws. UofL is **14th in the nation** in free throw percentage.
■ In his last five games, **Jordan Nwora** has averaged 19.8 points, 10.2 rebounds and shot 55.6 percent from the field, including making 16-of-28 three-pointers (.571). He has scored in double digits in 11 of 12 games this season -- including 20 or more in six games -- while averaging 17.8 points per game (sixth in the ACC).
■ **Malik Williams** has averaged 9.3 points, 8.0 rebounds and two blocked shots in his last three games. He gained his first career double-double with 10 points and a career-high 13 rebounds against Lipscomb.
■ Nearly half of Louisville's points this year have come from its bench (33.3 points per game).
■ Louisville's 2019 signing class is ranked **second in the nation** by ESPN.com, fifth by Rivals.com and fifth by 247sports.com.
■ Louisville achieved a collective **3.352** grade point average for the 2018 fall semester, with 11 of 14 student-athletes earning a 3.0 or better GPA (20 of the last 21 semesters with at least a 3.0 team GPA). UofL has produced a league-best 25 All-ACC Academic selections over its four years in the ACC.

■ About Kentucky -- Louisville will play its final non-conference game of the regular season as the Cardinals face intrastate rival Kentucky in the KFC Yum! Center on Saturday. Kentucky (9-2), ranked 16th in the AP and 15th in the USA Today polls, has won nine of its last 10 games, winning 80-72 over then No. 9/10 North Carolina in the CBS Sports Classic in Chicago in its last game on Dec. 22. The Wildcats' two losses have come in a pair of neutral site games to Duke 94-66 on Nov. 6 and Seton Hall 84-83 in overtime.

Kentucky is second in the nation in rebound margin (+12.7), third in free throws made per game (20.8), 11th in the nation in blocked shots (5.6 per game) and 24th in field goal percentage (.491). Kentucky is No. 22 in the Sagarin Ratings, No. 18 in ESPN's College Basketball Power Index (BPI), No. 22 in the NET rankings and No. 15 by Ken Pomeroy through Dec. 23. Freshman guard Keldon Johnson is the Wildcats' top scorer (16.5 ppg), one of four Wildcats averaging over 12 points. Sophomore forward PJ Washington is UK's top rebounder (8.5 rpg, 13.3 ppg).

Louisville trails the all-time series against Kentucky 16-35. UK has won nine of the last 11. The Wildcats hold a 26-12 advantage since the series resumed in 1983. UofL holds a 12-9 edge in games played in Louisville.

The No. 16-ranked Wildcats won last year's matchup 90-61 over the Cardinals in Lexington, Ky. (12-29-17) as Shai Gilgeous-Alexander totaled 24 points and three steals to lead UK. On the Wildcats' last visit to Louisville, the 10th-ranked Cardinals prevailed 73-70 over No. 6 Kentucky in the KFC Yum! Center (12-21-16) as Quentin Snider totaled 22 points, six rebounds and five assists to earn Bluegrass Sports Commission MVP honors.

The two teams have met in NCAA Tournament competition on six occasions, with Louisville winning twice. UofL won 80-68 in overtime in the 1983 Mideast Regional championship in Knoxville, Tenn. in a game labeled as the first "Dream Game." The two teams had not met in regular season play for 62 years before the current series was renewed in 1983; the rivals have met all 35 seasons since.

UofL has a collective 86-72 all-time series record against current members of the Southeastern Conference and trail only two of the 12 teams in all-time series results. The Cardinals played another SEC foe earlier this season, falling 92-81 to then No. 5 Tennessee in the NIT Season Tip-Off in Brooklyn, N.Y. (11-21-18).

■ Cards-Cats Ties — UofL Vice President/Director of Athletics Vince Tyra was a four-year baseball letterman (1985-88) and two-time team captain at UK. He started 37 career games as a pitcher for Kentucky, tied for 14th at UK. His father Charlie Tyra was a consensus All-America at UofL, led the Cardinals to the 1956 National Invitation Tournament Championship and is one of four players with his jersey number (No. 8) retired at UofL, along with Wes Unseld, Darrell Griffith and Pervis Ellison.

□ Kentucky assistant coach Kenny Payne played at Louisville from 1985-89 and totaled 1,083 career points. He was a freshman on the Cardinals' 1986 NCAA Championship team. He averaged 14.5 points, 5.7 rebounds and shot 50.8 percent from the field as a senior. He had 10 points and five rebounds against UK his junior year (12/12/87) and totaled 16 points and five rebounds as a senior (12/31/88).

□ Lottie Stockwell, UofL Associate Athletic Director for Marketing, and Matt Summers, UofL Director of Football and Sports Medicine, are graduates of the University of Kentucky.

□ The campuses are 78 miles apart, connected by Interstate 64.

□ Louisville has an 18-16 record all-time in games played on Dec. 29, winning six of its last eight on that date.



Statistical Comparison table with columns for UK and UofL and rows for Record, Scoring Average, Points Allowed, Scoring Margin, FG Percentage, Opp. FG Percentage, 3-Pt. Percentage, FT Percentage, Rebound Margin, Turnover Margin.

Last Meeting vs. Kentucky

Kentucky 90, Louisville 61 Dec. 29, 2017 -- Lexington, Ky. (Rupp Arena)

Louisville 61 Player min FG 3FG FT Reb Ast TO BL ST PF TP table with totals and FG%, 3-Pt. FG%, FT Throw %.

Kentucky 90 Player min FG 3FG FT Reb Ast TO BL ST PF TP table with totals and FG%, 3-Pt. FG%, FT Throw %.

Score by Periods table with columns for 1st, 2nd, Total and Attendance: 24,228.

Series vs. Kentucky (Won 16, Lost 35) table with columns for Date, UL, UK, Date, UL, UK and various footnotes.

2018-19 University of Kentucky Wildcats Men's Basketball Roster

Roster table with columns for No., Name, Pos, Yr, Ht, Wt, Hometown / High School.

Head Coach: John Calipari Assoc. Head Coach: Kenny Payne Asst. Coach: Tony Barbee, Joel Justus

■ Single Game in Current Stretch — Louisville will play just one game over a 15-day period during the holiday season. UofL's current stretch from Dec. 22 through Jan. 5 with a single game (Dec. 29 vs. Kentucky) is its longest such span with just one game in 29 years.

2018-19 University of Louisville Cardinals Men's Basketball Roster

No.	Name	Pos.	Ht.	Wt.	Yr.	Exp.	Hometown (Previous School)
0	Akoy Agau	F	6-8	240	Gr.	Tr.	South Sudan (SMU)
1	Christen Cunningham	G	6-2	190	Gr.	Tr.	Georgetown, Ky. (Samford University)
2	Darius Perry	G	6-2	195	So.	1L	Marietta, Ga. (Wheeler HS)
3	Jo Griffin	G	6-1	200	So.	1L	Crestwood, Ky. (South Oldham HS)
4	Khwan Fore	G	6-0	185	Gr.	Tr.	Huntsville, Ala. (University of Richmond)
5	Malik Williams	F/C	6-11	245	So.	1L	Ft. Wayne, Ind. (Snider HS)
10	Wyatt Battaile	G/F	6-4	195	Fr.	HS	Pikeville, Ky. (Pikeville HS)
12	Jacob Redding	G	6-0	180	So.	1L	Ft. Wayne, Ind. (Carroll HS)
13	V.J. King	G/F	6-6	215	Jr.	2L	Cleveland, Ohio (Paul VI Catholic HS)
14	Will Rainey *	G	6-3	180	Sr.	Tr.	Louisville, Ky. (Spalding University)
23	Steven Enoch	C	6-10	260	Jr.	Tr.	Norwalk, Conn. (Univ. of Connecticut)
24	Dwayne Sutton	F	6-5	215	R-Jr.	1L	Louisville, Ky. (UNC Asheville)
30	Ryan McMahon	G	6-0	180	R-Jr.	2L	Sarasota, Fla. (Cardinal Mooney HS)
33	Jordan Nwora	F	6-7	225	So.	1L	Buffalo, N.Y. (Vermont Academy)

Pronunciation Guide: Akoy Agau (uh-KOY, uh-GOW; like cow with a "G"), Battaile (BATTLE), Enoch (EE-knock), Khwan Fore (KWahn FOUR), Nwora (WOR-uh; silent N). * Rainey, a walk-on, will sit out the 2018-19 season after transferring from Spalding University.

■ **Eight AP Top 10 Foes** — Louisville's eight games against pre-season AP Top 10 opponents is the most in the nation and two more than the next closest school. The Cardinals will face 2 Kentucky, 4 Duke, 5 Virginia (twice), 6 Tennessee, 8 North Carolina (twice), and 10 Michigan State. Louisville will face one of the nation's most difficult schedules this season, with 10 opponents ranked among the preseason AP Top 25, including six of the top 10 teams. Over half of the Cardinals' games -- 17 of 31 -- will be played against teams in the AP Top 25 or among those receiving votes in the preseason poll. UofL's schedule has been among the top 16 toughest by the RPI in nine of the past 11 seasons (10th-toughest last year). Seven ACC teams were among the preseason AP Top 25 and additional four schools were including among those receiving votes, including Louisville.

No. of Games vs. AP Preseason Top 10

8 - Louisville
6 - Duke
5 - Florida
5 - Kentucky
5 - North Carolina
5 - Wake Forest
14 schools tied at 4

■ **Card File** — Cardinal fans contributed 780 toys at a toy drive before the Cardinals's Dec. 12 game ... Louisville's three losses have come to teams currently ranked in the AP Top 25, with two of the losses by a total of four points ... Louisville has a 42-8 record during the month of December over the last six years ... UofL has made 79.1 percent of its free throws in the last five minutes of games this season (68-of-86) ... Over the last five years, UofL has held an opponent to 20 or fewer points in a half on 23 occasions ... Over the last four years, UofL held 51 opponents under 40 percent shooting from the field, 31 under 36 percent and 13 under 32 percent. Over the last five seasons, Louisville has held 48 opponents below 60 points, including 13 below 50 ... Louisville recovered from a 12-point first-half deficit at Seton Hall and trailed by nine in the second half. Over the last nine seasons, UofL has recovered from nine or more points down to win on 30 occasions, including five during the 2017-18 season ... Louisville is one of seven schools in the nation without a scholarship freshman on its roster (also Alcorn State, Auburn, Bethune-Cookman, South Alabama, Tulsa and UT Martin) ... Louisville's win over No. 9/8 Michigan State was its first victory over a Top 10 team since beating No. 7 Duke 78-69 in the KFC Yum! Center on Jan. 14, 2017 ... Louisville matched a season-best 11 three-pointers at Indiana. UofL made as many as 11 threes on four occasions last season. The Cardinals have buried at least eight threes in nine of its 12 games this year (9-of-18 two games ago vs. Kent State) and Louisville is sixth in the ACC in three-pointers per game (8.3) ... With UofL's 3-0 start, Chris Mack became just the fourth UofL coach to win his first three games at Louisville, joining C.V. Money, Peck Hickman and David Padgett ... Steven Enoch made his first 14 free throws of the season and has hit 87.9 percent from the line for the season ... Louisville made its first public appearance of the season on Sept. 28 at "Louisville Live," an outdoor event at Fourth Street Live! in downtown Louisville with team activities on a portable court placed on the covered area of the street with 7,500 fans surrounding the court ... Many UofL players have amassed more muscle in the offseason, including V.J. King, who added 25 pounds ... V.J. King is the most experienced Cardinal with 1,577 career minutes and 48 starts. The next closest to him is Ryan McMahon's 862 minutes ... Chris Mack is one of 55 Division I head coaches that are in their first season at their respective schools ... The last day of classes for the 2018 UofL fall semester was Dec. 3 and final exams were completed on Dec. 11. After the semester break, classes will resume for the spring semester on Jan. 7 ... Louisville is No. 27 in the Sagarin Ratings, No. 32 in ESPN's College Basketball Power Index (BPI), No. 18 in the NET rankings and No. 38 by Ken Pomeroy through Dec. 23.

■ **Nwora Productive** — Louisville forward Jordan Nwora is the first Cardinal in 17 years to score 20 or more in at least six of the first 10 games (since Reece Gaines in 2001-02). He is the first sophomore or freshman with 20 or more in at least six of the first 10 games in 41 years, since Darrell Griffith accomplished that feat in 1977-78. Nwora scored the Cardinals' first 11 points against Lipscomb en route to a 22-point, nine-rebound game. In his last game against Robert Morris, he produced his third double-double of the season with 19 points and 13 rebounds.

Nwora is the Cardinals' leader in scoring (17.8 ppg, sixth in the ACC) and rebounding (8.5 rpg, eighth in the ACC) on the season. He made his first career start against Michigan State and contributed 14 points and a team-high nine rebounds for the Cardinals. He totaled career highs of 24 points and 14 rebounds at Indiana. A starter in the last seven games, he has scored in double figures in 11 of 12 games this season and leads the Cardinals with 26 three-pointers and 14 steals on the season.

Nwora is the most improved scorer in the ACC this season, rising 12.1 points from last season (2017-18 average: 5.7 ppg, 2018-19: 17.7 ppg). Nwora was named to the 2018 NIT Season Tip-Off All-Tournament team when he averaged 19.0 points and 8.5 rebounds in two games in the event against Tennessee and Marquette.

■ **Cunningham Sidelined** — UofL guard Christen Cunningham missed the Cardinals' last game against Robert Morris due to concussion protocol. Cunningham hit his head in a fall to the floor during practice and experienced concussion symptoms the following day. A graduate student and team co-captain from Georgetown, Ky., Cunningham has started all 11 games this season for the Cardinals, averaging 8.6 points and a team-leading 3.1 assists. He is ninth in the ACC in assists-turnovers ratio (2.00). He scored a season-high 17 points and handed out four assists in his last game vs. Kent State.

■ **Efficient Effort for Williams** -- Malik Williams gained his first career double-double with 10 points, a career-high 13 rebounds and three blocked shots off the bench against Lipscomb. He is the fourth Cardinal in over 40 years to produce a double-double in 17 minutes or less.

Name	Pts	Reb	Min	Date
Damion Dantzler	12	11	16	12/6/95
Chane Behanan	13	12	17	12/15/13
Chinanu Onuaku	12	10	16	11/17/14
Malik Williams	10	13	17	12/12/18

Louisville Career Double-Doubles

Jordan Nwora (4)				
Robert Morris (H)	12/21/18	19 pts.,	13 reb.	
Kent State (H)	12/15/18	13 pts.,	10 reb.	
Indiana (A)	12/8/18	24 pts.,	14 reb.	
Tennessee (N)	11/21/18	23 pts.,	10 reb.	
Dwayne Sutton (1)				
Virginia Tech (A)	2/24/17	17 pts.,	11 reb.	
Malik Williams (1)				
Lipscomb (H)	12/12/18	10 pts.,	13 reb.	

■ **Steady Sutton** — Junior forward Dwayne Sutton has consistently produced for the Cardinals this season. A starter in every game this year, he has more than doubled his scoring average from last year -- up from 4.3 to 9.7 this season -- and his 6.2 rebounding average is 20th in the ACC. He has already matched his three-point goals total from last season and his 44.7 percent accuracy from long range is the best on the team (17-of-38). Over his last three games, he has averaged 14.7 points and 7.7 rebounds while shooting 51.9 percent from the field. He averages a team-high 30.5 minutes per game (21st in the ACC).

■ **Record Free Throw Percentage Pace** — Louisville is on pace to shoot a record percentage from the free throw line this season. The Cardinals have connected on 77.2 percent at the line through its first 12 games, ahead of the school-record 75.2 percent accuracy accomplished by the 1974-75 UofL team. Eight Cardinals are shooting above 70 percent from the line and four are above 80 percent. Louisville is second in the nation in free throws made per game (21.8), is sixth in free throws attempted per game (28.2) and 13th in free throw percentage (261-of-338, .772). Louisville is second in the ACC in free throw percentage. Louisville has made 80.9 percent of its free throws in the second half of games this season. Ryan McMahon is sixth in the nation in free throw percentage, connecting on 93.9 percent at the line (31-of-33).

■ **Happy Holidays** — The Cardinals have enjoyed success in recent years with its first game after Christmas. Louisville has won 18 of its last 24 games played immediately after Christmas, including 11 of the last 17. All but five of those have been UofL home games. The Cardinals fell at Kentucky 90-61 on Dec. 29, 2017 in Louisville's last game after Christmas last season.

■ **Milestones in Reach** — Jordan Nwora needs 27 points for 400 in his career ... Christen Cunningham needs two assists for 550 in his collegiate career at Samford and Louisville Including his time at Richmond, Khwan Fore needs 36 points for 1,000 in his collegiate career ... Akoy Agau needs 15 rebounds for 300 in his career from his collection of stops, 53 of which have come at Louisville ... Dwayne Sutton needs 23 points for 700 in his collegiate career at Louisville and UNC Asheville. Sutton passed 200 career rebounds at UofL against Lipscomb. He has scored 677 collegiate points and grabbed 480 career rebounds including his freshman year at UNC Asheville ... Ryan McMahon needs two points for 350 in his career.

■ **Cards Sixth All-Time in the Polls** — Louisville has been ranked in the Associated Press poll on 624 occasions, sixth most all-time. The Cardinals had been ranked in 35 straight AP polls before falling out on Dec. 4, 2017 (UofL has been ranked in 96 of the last 113). Louisville was last ranked on Nov. 27, 2017 (#17 AP). UofL has been among the top ten on 289 occasions, including 10 times in the 2016-17 season. Until the first three polls of 2014-15, the last time UofL had not been in the poll was March 5, 2012 -- a year in which UofL advanced to the Final Four. UofL has been ranked among the nation's top 16 in the pre-season poll five of the last eight years (16th last year, 13th in 2016-17, unranked in 2015-16, eighth in 2014-15, third in 2013-14, second in 2012-13, ninth in 2011-12).

■ **Cards vs. No. 7** — Louisville has an all-time 5-4 record against teams ranked No 16 in the nation in the Associated Press poll, as Kentucky is ranked for Saturday's game. The Cardinals have won four of their last five against teams ranked No. 16.

■ **Conference Success at Home** — Louisville has protected its home court well in conference competition in recent years. The Cardinals have a 42-12 record in its conference home games over the last six years (.778). UofL has produced an 8-1 home record in league play in three of the last six years (5-4 last season). In ACC games over the last four years, Louisville's 27 wins (27-9 record) is tied for the fourth-best in the league behind Virginia (31), North Carolina (29) and Duke (29) through the 2017-18 season (Miami also with 27). In road games, UofL is fifth with 18 ACC wins in its four years (18-18 ACC road record).

■ **Miami Awaits Next** — Louisville opens ACC action and plays its fifth straight at home in the KFC Yum! Center as the Cardinals open the new year against the Miami Hurricanes on Sunday, Jan. 6 (6 p.m. ET, ESPNU). Miami (7-4), has won its last two games, including beating Florida Atlantic 75-55 in its last game on Dec. 22. Five Hurricane players are averaging over 12 points a game, led by sophomore guard Chris Lykes (16.2 ppg, 10th in the ACC; 3.9 apg, 10th in the ACC). Junior guard DJ Vasiljevic leads the ACC in three-pointers per game (3.0, 34-of-78, .436). The Hurricanes will play home games against Campbell on Dec. 29 and NC State on Jan. 3 prior to facing the Cardinals. Louisville has won eight of its last 10 games in its first game of a new calendar year.

Louisville has won its conference opening game in eight of the last 10 seasons and five of the last six. The Cardinals beat Pittsburgh 77-51 in last year's conference opener on Jan. 2, 2018 in the KFC Yum! Center. Louisville has won five of its last six conference home openers.

■ **Lately** — Louisville has averaged 83.9 points in its eight home games this season and has made an average of 25.8 free throws in those games. The Cardinals have won 147 consecutive games when scoring at least 85 points in regulation.

Malik Williams has blocked a shot in 11 of 12 games this season and is seventh in the ACC in blocks with 20. Louisville has blocked a shot in 281 consecutive games, dating back to 2011.

Ryan McMahon has hit a three-pointer in eight of 12 games this season.

UofL has scored over 80 points in seven of its 12 games (80.2 ppg) and the Cardinals are 30th in the nation in adjusted offensive efficiency by Ken Pomeroy.

The Cardinals have limited an opponent to under 40 percent accuracy for a half on 11 occasions this season, including holding Robert Morris to 28.1 percent shooting in the second half of their last game.

UofL has had single-digit turnovers in two games this season and on 55 occasions in the last six years, including nine turnovers four games ago at Indiana.

Louisville is 8-0 when shooting better than the field than its opponent and 8-0 when shooting more free throws than its opponent.

UofL has held six opponents below 40 percent shooting from the field this season ... UofL has held a rebounding advantage in 10 of its 12 games and have a +6.1 rebounding margin on the season ... Louisville has made 38.4 percent of its three-point attempts in the second half this season (.358 overall for the season).

The Cardinals had a holiday break to visit with their families, departing after UofL's Dec. 21 game against Robert Morris and returning to campus for an evening practice on Christmas Day.

Louisville in NCAA Statistics		
Nat'l. (through Dec. 23)		
Rank	Category	Stat
2	Free Throws Made	261
6	Free Throws Attempted	338
14	Free Throw Percentage	.772
42	Rebound Margin	+6.1
42	Defensive Rebounds/game	28.6
58	Scoring Margin	+11.8
63	Scoring Offense	80.3
89	Turnovers per game	12.4
90	Rebounds per game	38.3
97	FG Percentage Defense	.414

Louisville Home Conference Record, Last Six Years		
	Record	Conference
2017-18	5-4	ACC
2016-17	8-1	ACC
2015-16	8-1	ACC
2014-15	6-3	ACC
2013-14	7-2	American
2012-13	8-1	Big East
	42-12	.778

UofL Statistical Comparison	Away/			
	Wins	Losses	Home	Neutral
Record	9-0	0-3	8-0	1-3
Scoring Average.....	82.3	74.0	83.9	73.0
Points Allowed	65.0	79.0	65.0	75.5
Scoring Margin	+17.3	-5.0	+18.9	-2.5
FG Percentage.....	.478	.399	.483	.408
Opp. FG Percentage ..	.394	.474	.393	.456
3-Pt. Percentage362	.350	.366	.346
FT Percentage775	.759	.769	.786
Rebound Margin	+8.3	-0.7	+7.6	+3.0
Turnover Margin	-0.2	-1.3	+0.9	-3.2

UofL Statistical Comparison by Halves	1st Half		2nd Half	
	Scoring Average.....	39.2	39.2	
Points Allowed	30.6	36.2		
Scoring Margin	+8.7	+3.0		
FG Percentage.....	.472	.446		
Opp. FG Percentage393	.431		
3-Pt. Percentage384	.336		
FT Percentage733	.809		
Rebound Margin	+3.3	+2.9		
Turnover Margin	+0.6	-1.2		

■ **Bountiful Bench** — Louisville is averaging 31.8 points from its bench over the first 12 games of the season. Louisville is 30th in the nation in bench minutes per game, with players off the bench accounting for 38.7 percent of game time. The Cardinals scored a school-record 63 bench points against Southern. Ryan McMahon was the top Cardinal off the bench in UofL's last game against Robert Morris, totaling six points and four assists. UofL has scored at least 24 points off the bench in 10 of 12 games (season-low 13 points from its bench at Indiana). The bench contributed 15 points and 12 rebounds in the Cardinals' last game against Robert Morris.

■ **Cardinal Spurts** — Through its 12 games this season, Louisville has produced 22 runs of 8-0 or better, including runs of 9-0, 11-0 and 12-0 against Robert Morris in its last game. UofL has forced its opponents into 19 scoring droughts of three minutes or more, including stretches of 3:25, 4:40 and 4:56 against Robert Morris in its last game. UofL held Central Arkansas scoreless for a season-best 6:07 stretch on Dec. 5.

■ **Success vs. Top 25 Foes** -- Louisville has won 39 of its last 80 against AP ranked opponents, beating No. 9 Michigan State on Nov. 27 in its last Top 25 matchup. UofL has a 56-54 record against Top 25 teams over the last 11 years (1-1 this year, 1-7 in 2017-18, 5-8 in 2016-17, 3-5 in 2015-16). UofL has been victorious eight of the last 23 times it has faced an AP top-five foe. UofL has won 21 of its last 47 games when facing Top 10 teams, spanning the last 11 years.

■ **Balance in Win** — Dwayne Sutton was Louisville's lone player in double figures at Seton Hall with 12 points, while six players scored seven or more points in a balanced effort and all 10 that played scored for the Cardinals. The last time UofL won a game with just one player in double figures and no one scoring more than 12 points was a 47-46 win vs. Loyola Marymount on Dec. 14, 1949.

■ **Tickets Available** — Single game tickets are on sale for the Cardinals' next five home games stretching through the month of January. Single game tickets are for sale to UofL games against Kentucky (Dec. 29), Miami (Jan. 6), Boston College (Jan. 16), NC State (Jan. 24) and Pittsburgh (Jan. 26). Single game tickets for other home games will go on sale at a later date. Tickets are dynamically priced.

Tickets may be purchased by visiting Ticketmaster online at www.Ticketmaster.com, calling 1-800-745-3000 or by visiting any Ticketmaster Ticket Center, including the KFC Yum! Center. Convenience fees are applied with Ticketmaster orders. The direct link to purchase tickets through Ticketmaster is here: <https://uofl.me/203TfKK>

Information on additional ticket opportunities may be obtained by calling (502) 852-5151 or visiting online at www.GoCards.com/mbbtickets.

■ **Cards Chosen 11th in ACC Preseason Poll** — UofL was picked to finish 11th in the Atlantic Coast Conference in 2018-19 in a preseason media poll with Duke as the league favorite for the second straight year. North Carolina senior forward Luke Maye was honored as the preseason Player of the Year while Duke freshman forward RJ Barrett was chosen the ACC Preseason Rookie of the Year. Louisville finished tied for ninth last season, tied for second in 2016-17 and was fourth in each of its first two years in the ACC. The 2019 New York Life ACC Tournament will be played March 12-16 at the Spectrum Center in Charlotte, N.C.

■ **Returning Production** -- While the Cardinals miss their five departed lettermen from a year ago, over a third of their total production will return. Louisville returns 39 percent of its scoring from its 2017-18 squad (1074 of 2721 points), 36 percent of its rebounding (478 of 1316), 35 percent of its assists (169 of 489) and 43 percent of the total minutes played (3133 of 7300). UofL returns eight lettermen and one starter in V.J. King, the Cardinals' leading returning scorer at 8.6 points per game a year ago. Four starters departed in All-ACC honorable mention selection Ray Spalding, the 56th pick in the 2018 NBA Draft who led UofL in rebounding (8.7 per game, 12.3 ppg); guard Quentin Snider, who averaged 11.8 points, a team-high 4.0 assists and scored 1,207 points in his career; forward Deng Adel, the Cardinals' leading scorer last season (15.0 ppg, 5.2 rpg) who scored 998 points in three seasons; and center Anas Mahmoud, an All-ACC Defensive Team selection who ranked ninth in the nation in blocked shots (2.9 bpg) and was third in career blocks at UofL with 218.

Cardinals on Social Media

	<i>Twitter</i>	<i>Instagram</i>
Chris Mack	@CoachChrisMack	
Akoy Agau	@AkoyAgau	@akoyagau
Wyatt Battaile	@Wyatt_10	@wyatt_10
Christen Cunningham	@yocunningham	@yocunningham
Steven Enoch	@StevenEnoch	@stevenenoch
Khwan Fore	@khwanfore	@khwanfore
Jo Griffin	@JoGriffin	@jogriffin1
V.J. King	@vjking_	@vjking_
Ryan McMahon	@RyanMcMahon	@ryanmcmahon
Jordan Nwora	@JordanNwora	@jordannwora
Darius Perry	@dariusperry	@_dariusthegreat
Will Rainey	@rainmain_14	@rain_man14
Jacob Redding		@j_redding13
Dwayne Sutton	@DwayneSutton	@dwaynesutton
Malik Williams	@leek_willi	@leek_willi

ATLANTIC COAST CONFERENCE

(ACC standings through Dec. 27)

School	ACC	Overall	Streak
Virginia.....	0-0	11-0	W 11
Duke.....	0-0	11-1	W 6
Florida State.....	0-0	11-1	W 6
NC State.....	0-0	11-1	W 5
Virginia Tech.....	0-0	10-1	W 5
Boston College.....	0-0	9-2	W 3
Louisville.....	0-0	9-3	W 3
Clemson.....	0-0	9-3	W 3
Notre Dame.....	0-0	9-3	W 3
Pittsburgh.....	0-0	9-3	W 2
North Carolina.....	0-0	8-3	L 1
Syracuse.....	0-0	8-4	W 1
Miami.....	0-0	7-4	W 2
Wake Forest.....	0-0	6-4	L 1
Georgia Tech.....	0-0	6-5	L 1

Upcoming ACC Games



Friday, December 28

Kennesaw State at Georgia Tech - ACCNE	4 p.m.
Loyola (Md.) at NC State - ACCNE	7 p.m.
UMES at Virginia Tech - ACCNE	7 p.m.

Saturday, December 29

Davidson at North Carolina - ESPN2	Noon
Coppin State at Notre Dame - ACCNE	Noon
Kentucky at Louisville - ESPN2	2 p.m.
Gardner-Webb at Wake Forest - ACCNE	2 p.m.
Colgate at Pitt - ACCNE	4 p.m.
Campbell at Miami - RSN	4 p.m.
St. Bonaventure at Syracuse - ESPNU	12/24 p.m.

Sunday, December 30

Lipscomb at Clemson - RSN	3 p.m.
---------------------------	--------

Monday, December 31

Hartford at Boston College - ACCNE	1 p.m.
Marshall at Virginia - RSN	1 p.m.

Tuesday, January 1

Notre Dame at Virginia Tech - ESPNU	1 p.m.
Winthrop at Florida State - ACCNE	2 p.m.

Louisville in ACC Statistics

Team Statistics	Stat	Rank
Scoring Offense	80.2	6
Scoring Defense	68.5	12
Scoring Margin	+11.8	8
FT Percentage	.772	2
FG Percentage	.455	10
FG Pct. Defense	.414	9
3-Pt. Percentage	.358	6
3-Pt. Percentage Defense	.349	14
Rebounding Margin	+6.1	5
Blocked Shots	3.8	7
Assists	13.1	9
Steals	5.3	14
Turnover Margin	-0.5	14
Assists-Turnover Ratio	1.06	8
3FG Made	8.3	6
Scoring		
6. Jordan Nwora	17.8	
Blocked Shots		
7. Malik Williams	1.7	
Minutes Played		
21. Dwayne Sutton	30.5	
Assists/Turnovers Ratio		
9. Christen Cunningham	2.00	
Rebounding		
8. Jordan Nwora	8.5	
20. Dwayne Sutton	6.2	
Field Goal Percentage		
9. Jordan Nwora	50.4	
Free Throw Percentage		
1. Ryan McMahon	93.9	

■ **Cards Begin New Era with Chris Mack** — UofL began a new era when it named Chris Mack as its new head men's basketball coach on March 28. In nine seasons as the head coach at Xavier, Mack guided the Musketeers to a 215-97 record and eight NCAA Tournament appearances (the last five straight years), including reaching the Sweet 16 on four occasions and the Elite Eight in 2017. His teams won or shared three conference regular season championships while compiling a 105-49 league record over nine seasons in the Big East and Atlantic 10. Among active coaches, Mack's .689 winning percentage entering the season as a head coach ranks him 19th in the nation and his 215 victories entering this year are tied for the 11th-most ever amassed by a coach in their first nine seasons.

His 2017-18 Xavier squad achieved a 29-6 record, won Xavier's first Big East Conference regular season championship and earned the school's first-ever No. 1 seed in the NCAA Tournament. Mack was honored as the 2018 Big East Coach of the Year, NABC District 5 Coach of the Year, and he became the all-time coaching wins leader with the Musketeers. Xavier finished third in the final Associated Press poll – its highest ever ranking -- and last year's team was one short of the school record for victories.

Mack's contract with the Cardinals is for seven years, extending through the 2024-25 season. He will be just the fourth head coach to guide the Cardinals in the last 48 years, following Denny Crum (1971-2001), Rick Pitino (2001-17) and David Padgett (2017-18). Mack is the 21st head coach in Louisville's 104-year history and the seventh in the past 73 years.

■ **Cards Have 16 Straight 20-Win Seasons** — Louisville is one of four Division I schools in the nation which has won 20 or more games in each of the past 16 seasons. Reaching 20 victories last season and extending their streaks are Kansas (29), Duke (22), Gonzaga (20) and Louisville (16). UofL has won at least 19 games in 44 of the last 48 years. However, the NCAA Committee on Infractions' vacation of 123 victories in four of those years (2011-15) negates the official results.

■ **King Lone Returning Starter** — While the Cardinals return eight lettermen from last year's 22-14 unit, junior V.J. King is the Cardinals' lone returning starter. King was a starter at shooting guard in all 36 games for the Cardinals last season, scoring in double figures in 14 games, including seven of the last 16 and nine of the last 20. A two-time All-ACC Academic Men's Basketball Team selection, King was fourth on the team in scoring with an 8.6 average and was sixth on the team in three-point field goal percentage (.320). He scored a season-high 17 points against Purdue and Memphis last season and scored a career-high 24 points against Virginia as a freshman.

■ **Graduate Transfer Trio** -- UofL bolstered its roster with three graduate transfers that have one year of eligibility. Christen Cunningham started all 110 games of his career at Samford, where he ranks 13th on Samford's all-time scoring list with 1,283 career points and his 514 career assists is a school record. Khwan Fore started the last two seasons at Richmond, averaging 11 points and 3.2 rebounds as a redshirt junior last year. Akoy Agau, who played his freshman year at Louisville, returns to the Cardinals after a stint at Georgetown and SMU, where he averaged 5.0 points, 3.6 rebounds last season. In addition, junior center Steven Enoch has two years to play at UofL after sitting out the 2017-18 season. Enoch averaged 3.4 points, 2.3 rebounds and 12.1 minutes in 29 games during the 2016-17 season for Connecticut as a sophomore.

■ **Agau Returns** -- Graduate transfer Akoy Agau made the rare move to return to the Cardinals where he began his collegiate career. Agau played his freshman year at Louisville in 2013-14, transferred to Georgetown in December of 2014 following the UofL fall semester, missed the entire 2015-16 season after suffering an injury in preseason, played 32 games for Georgetown in 2016-17, and played the 2017-18 season at SMU as a graduate transfer. Last season, he averaged 5.0 points, 3.6 rebounds and shot 51.2 percent from the field while appearing in 27 games for SMU. Agau has one season of competition available after obtaining waivers to participate and plans to work on a master's degree in business. An NCAA waiver was approved to extend his eligibility clock to a sixth year and he obtained a transfer residency waiver so he could play immediately, since he transferred twice previously. He had two medical hardship waivers approved when he was an undergraduate.

■ **Nwora Gained International Experience** -- Sophomore forward Jordan Nwora had a successful venture as a member of the Nigeria national team in the 2018 FIBA World Cup African Qualifiers June 29-July 1 in Lagos, Nigeria. In three games, Nwora tied for the average scoring lead among all players in the 16-team event with a 21.7 average in his three games. His 8.0 rebounding average was 10th in the qualifiers, his 2.3 steals per game tied for third, and his 2.7 assists ranked 16th. Nwora totaled 36 points, five rebounds, four assists and four steals for Nigeria in a 93-53 victory over Mali on July 1. His 36 points is the most ever scored by a Nigerian player in a major tournament, a mark previously held by Ikechukwu Diogu with 31 points on two occasions. Nwora made 12-of-20 field goals in the game, including 5-of-11 from three-point range, and 7-of-8 free throws. Nwora has dual citizenship with Nigeria. His father Alex, who is the head coach at Erie Community College, serves as the head coach of the Nigerian team.

A member of the 2018 All-ACC Academic Team, Nwora averaged 5.7 points and 2.2 rebounds as a freshman last season for the Cardinals, connecting on 43.9 percent of his three-point attempts (25-of-57). He was named the ACC Rookie of the Week for games Feb. 5-11 when he averaged 12 points, 3.3 rebounds and shot 59.1 percent from the field (7-of-11 threes) as the Cardinals won two of three games that week. UofL was 8-1 when Nwora scored in double figures last season.

CARD FILE

■ Louisville has finished among the nation's Top 25 teams in seven of the last eight years. Louisville has been ranked on 624 occasions in the Associate Press poll, sixth all-time.

■ Louisville has **75 NBA Draft selections**, including eight in the last six years (Ray Spalding the latest in 2018 as the 56th overall pick). Former UofL and current Utah Jazz guard Donovan Mitchell was the 2018 NBA Dunk Contest winner and was runner-up for the NBA Rookie of the Year.

■ Louisville is the **only school in the nation** to have players drafted in both the last five NBA drafts and NFL drafts.

■ Louisville has been the highest rated television market for college basketball for the last 16 years.

■ Louisville **was fourth in the nation** in blocked shots (6.0 bpg) last season and ranked 35th in field goal percentage defense (.413).

■ Louisville is one of just four schools which have won 20 or more games on the court in each of the **last 16 seasons** (also Kansas, Duke and Gonzaga). However, the NCAA Committee on Infractions' vacation of 123 victories in four of those years (2011-15) negates the official results.

■ Louisville has attracted over **three million fans** in its first nine years in the spectacular KFC Yum! Center. The Cardinals have ranked in the top six nationally in home attendance for the last 38 consecutive years.

■ Five Cardinals were named to the 2018 All-ACC Academic Team (**ACC-best 25 selections** over 4 years). UofL achieved a collective 3.352 grade-point average for the 2018 fall semester, with **11 of 14** student-athletes earning a 3.0 or better GPA. The Cardinals have produced a 3.0 or better GPA in 20 of the last 21 semesters. UofL is one of only two Division I schools in the nation to have perfect men's basketball multi-year Academic Progress Rate (APR) scores in four of the past five years.

■ Over the last four years, UofL held 51 opponents under 40 percent shooting from the field, 31 under 36 percent and 13 under 32 percent. Over the last five seasons, Louisville has held 49 opponents below 60 points, including 13 below 50.

■ Louisville's strength of schedule has been among the top 16 toughest in the nation by the RPI in nine of the past 11 years, including 10th during the 2017-18 season.

■ Louisville has participated in postseason competition in 48 of the last 53 years.

■ Louisville is **second in the nation** with 68 1,000-point career scorers (behind North Carolina's 76). Junior forward V.J. King is the Cardinals' next closest current player to that plateau with 563 career points in his three seasons.

■ Louisville has the largest margin of victory over an eventual national champion in both men's and women's basketball, beating 2014 NCAA men's champion Connecticut and 2018 women's champion Notre Dame each by 33 during the regular season. Previous records were 27 points over a men's champion and 18 points over a women's champion.

■ **Impressive Academic Performance** -- While the University of Louisville men's basketball team has performed well on the court, the Cardinals have excelled in the classroom as well. Louisville has received an NCAA Public Recognition Award each of the last six years for ranking among the top 10 percent in men's basketball in the Academic Progress Rate, which measures academic eligibility, retention and graduation for student-athletes. Louisville is one of just nine schools in the nation, including only three from Power 5 conferences, which has earned the APR recognition each of the last six years. Louisville is one of only two Division I schools in the nation to have perfect men's basketball multi-year APR scores four of the past five years.

UofL had a collective 3.352 GPA for the 2018 fall semester with 11 of 14 Cardinals earning a 3.0 or better GPA. The men's basketball team has had a collective 3.0 GPA for 20 of the last 21 consecutive semesters. Five Cardinals were named to the 2018 All-ACC Academic Team and UofL has produced an ACC-best 25 selections over its four years in the league. Louisville placed a league-high six individuals on 2017 ACC All-Academic Team, and a conference-best seven on the team in 2015 and 2016. Prior to entering the ACC, UofL's men's basketball team earned four straight league Team Academic Excellence Awards, recognizing the highest collective grade-point averages in each of the conference sports (2014 American Athletic Conference, 2011-13 Big East). The Cardinals produced a collective 2.947 grade point average for the 2017-18 academic year.

■ **Cardinals Placed Five on 2018 All-ACC Academic Team** -- Five UofL men's basketball players were honored on the 2018 All-ACC Academic Men's Basketball team. Earning the honor for the Cardinals were Deng Adel, V.J. King, Jordan Nwora, Darius Perry and Ray Spalding. The five selections for Louisville matched Pitt for the most for a school on the 27-member team. Seven schools had two selections each. UofL placed six members on the team in 2016-17 and seven in its first two ACC seasons, an ACC-best 25 selections in the last four years. To be eligible for consideration, a student-athlete must have earned a 3.00 grade point average for the previous semester and maintained a 3.00 cumulative average during his academic career. It was the third straight year that Adel and Spalding earned the recognition and the second for King.

■ **King, Cunningham Named Team Captains** — Graduate transfer guard Christen Cunningham and junior guard/forward V.J. King were selected as team captains for the Cardinals' 2018-19 season in a vote by their teammates.


■ **Guide Online** — The UofL Men's Basketball Guide is available online at GoCards.com, specifically at <https://uofl.me/2yv7djN>.

■ **Three Million Fans** — Louisville passed the three million mark in total home attendance in the KFC Yum! Center on Jan. 21, 2018. A total of 3,134,757 fans have flocked to the spectacular arena to watch UofL play in its eight seasons. Louisville's average home attendance of 16,883 last season was the fifth largest in the nation. Louisville has ranked among the top six nationally in average home attendance each of the last 38 years. UofL has averaged 20,623 fans per game in its eight years in the KFC Yum! Center.

■ **Cards vs. Non-Conference Foes** -- Louisville has won 73 of its last 76 non-conference games at home in the KFC Yum! Center, spanning the last nine seasons. The Cardinals won 35 straight over non-conference opponents between falling to Kentucky on Dec. 27, 2014 and its previous home non-conference loss on Dec. 31, 2010 to Kentucky. The other three non-conference losses UofL has suffered in the KFC Yum! Center were a 52-46 setback at the hands of Drexel on Dec. 14, 2010; 79-77 to Seton Hall on Dec. 3, 2017; and 79-56 to Mississippi State on March 20, 2018. In its ninth season in the spectacular KFC Yum! Center, Louisville has an overall 139-21 record in home games, including an 81-5 record against non-conference opponents. The Cardinals have won 37 of their last 39 home games against non-conference opponents.

■ **17 Sweet 16s for Cards** — Louisville is tied for eighth with 17 Sweet 16 appearances since the NCAA began Sweet 16 records in 1975. The Cardinals reached four additional Sweet 16s that were later vacated. (UofL years in Sweet 16: 1975, 1978, 1979, 1980, 1982, 1983, 1984, 1986, 1988, 1989, 1993, 1994, 1996, 1997, 2005, 2008, 2009; Sweet 16 appearances in 2012, 2013, 2014, and 2015 were vacated). The Cardinals have won seven of their last eight regional semifinal games.

■ **Cardinals Have Reached 11 Elite Eights** -- Louisville has reached the NCAA Elite Eight on 11 occasions, tied for seventh nationally. The Cardinals reached three additional Elite Eights that were later vacated. The NCAA recognizes Elite Eight records since 1951, the first year that all teams in the tournament would be required to win at least one game to advance to the Elite Eight. (UofL years in Elite Eight: 1959, 1972, 1975, 1980, 1982, 1983, 1986, 1997, 2005, 2008, 2009; Elite Eight appearances in 2012, 2013, and 2015 were vacated). The Cardinals have a 10-4 record in regional championship games.



'18-19 NATIONAL RANKINGS

Associated Press

(Dec. 24)

1	Duke
2	Michigan
3	Tennessee
4	Virginia
5	Kansas
6	Nevada
7	Gonzaga
8	Michigan State
9	Florida State
10	Virginia Tech
11	Texas Tech
12	Auburn
13	Ohio State
14	North Carolina
15	Wisconsin
16	Kentucky
17	Arizona State
18	Marquette
19	Mississippi State
20	NC State
21	Buffalo
22	Houston
23	Indiana
24	Iowa
25	Oklahoma

USA Today

(Dec. 24)

1	Virginia
2	Duke
3	Tennessee
4	Michigan
5	Kansas
6	Nevada
7	Michigan State
8	Gonzaga
9	Florida State
10	Virginia Tech
11	Auburn
11	Ohio State
13	Texas Tech
14	North Carolina
15	Kentucky
16	Wisconsin
17	Arizona State
17	Mississippi State
19	Houston
20	Marquette
21	Iowa
22	Buffalo
23	Nebraska
24	NC State
25	Indiana

NCAA Sweet 16 Appearances (since 1975)

North Carolina	28
Duke	26
Kentucky*	26
Kansas	23
UCLA*	19
Syracuse*	19
Arizona	18
Louisville*	17
Indiana	17
Michigan State	17
*does not include vacated appearances	

NCAA Elite Eight Appearances (since 1951)

Kentucky	33
North Carolina	26
Kansas	22
Duke	21
UCLA*	20
Michigan State	13
Louisville*	11
Arizona	11
UConn	11
Indiana	11
Villanova	11
*does not include vacated appearances	

Louisville in the Polls

Date	AP	USAT	Date	AP	USAT
preseason	rv	rv	Dec. 10	-	-
Nov. 12	rv	rv	Dec. 17	rv	rv
Nov. 19	rv	rv	Dec. 24	rv	rv
Nov. 26	-	-	rv = receiving votes		
Dec. 3	rv	-			

All-Time NCAA Division I Records by Percentage (entering 2018-19 season)

School	Years	Wins	Lost	Ties	Pct.
1. Kentucky	115	2,263	699	1	.764
2. North Carolina	108	2,232	792	0	.738
3. Kansas	120	2,248	849	0	.726
4. Duke	113	2,144	881	0	.709
5. UNLV	60	1,245	543	0	.696
6. UCLA	99	1,870	836	0	.691
7. Syracuse	117	1,884	894	0	.678
8. Western Ky.	99	1,775	912	0	.661
9. Arizona	113	1,796	931	1	.659
10. Villanova	98	1,749	924	0	.654
11. Louisville	104	1,702	912	0	.651
12. Notre Dame	113	1,866	1,009	1	.649
13. VCU	48	939	509	0	.648
14. Utah	110	1,802	990	0	.645
15. Murray St.	93	1,612	889	0	.645

■ **Eight NBA Draft Picks in Last Six Years** -- Ray Spalding, a junior forward for Louisville last season, was selected by the Philadelphia 76ers in the second round of the 2018 NBA Draft with the 56th pick overall. He was subsequently traded to the Dallas Mavericks, where he will play as a rookie in 2018-19.

A total of 75 former Louisville players have been selected in the NBA Draft, including eight in the last six years. In addition to Spalding, those recent picks include Donovan Mitchell (2017, 1st round, 13th overall selection, Denver Nuggets), Chinanu Onuaku (2016, 2nd, 37th, Houston Rockets), Terry Rozier (2015, 1st, 16th, Boston Celtics), Montrezl Harrell (2015, 2nd, 32nd, Houston Rockets), Russ Smith (2nd, 47th, Philadelphia 76ers), Gorgui Dieng (2013, 1st, 21st, Utah Jazz) and Peyton Siva (2013, 2nd, 56th, Detroit Pistons).

In addition, Former Cardinal Mangok Mathiang made the Charlotte Hornets team in 2017 as an undrafted free agent following his senior season at UofL. Mitchell won the 2018 Verizon NBA Slam Dunk Contest on Feb. 18 and was runner-up for the 2018 NBA Rookie of the Year.

Louisville is the only school in the nation to have players drafted in both the last five NFL drafts and the last five NBA drafts. Louisville has produced 25 first-round NBA Draft choices, including 12 in the top ten and six among the top three picks (Pervis Ellison first in 1989; Wes Unseld second in 1968; Darrell Griffith second in 1980; Charlie Tyra second in 1957; Rodney McCray third in 1983; George Hauptfuhrer third in 1948).

■ **12 Former UofL Assistants Are Head Coaches** -- A dozen former Louisville assistant coaches are active head coaches. The list includes Mike Balado at Arkansas State, Mick Cronin at Cincinnati; Scott Davenport at Bellarmine (NCAA Division II); Kevin Keatts at NC State, Wyking Jones at California, Steve Masiello at Manhattan; Walter McCarty at Evansville, Marvin Menzies at UNLV; Richard Pitino at Minnesota, Kareem Richardson at Missouri-Kansas City, and Kevin Willard at Seton Hall. Seven have guided their teams to NCAA Tournament appearances over the last four years (since 2014; Cronin, Davenport, Keatts, Masiello, Menzies, Pitino and Willard).

■ **Challenging Schedule** — Louisville will face one of the nation's most difficult schedules this season, with 10 opponents ranked among the preseason AP Top 25, including six of the top 10 teams. Over half of the Cardinals' games -- 17 of 31 -- will be played against teams in the AP Top 25 or among those receiving votes in the preseason poll. Twenty-two of the Cardinals' 31 regular season games will be played against teams that participated in post-season competition the previous season, including 16 from the 2018 NCAA Tournament field. UofL will play 23 regular season games against teams that won at least 18 games last season. Five ACC teams were among the preseason AP Top 25. The Cardinals have played a schedule ranked among the top 16 toughest by the ratings percentage index in nine of the past 11 seasons, including the nation's 10th-toughest schedule by the RPI in 2017-18.

Louisville RPI and Strength of Schedule Last 11 Years		
Year	RPI	SOS
2017-18	42	10
2016-17	11	3
2015-16	16	38
2014-15	19	16
2013-14	16	49
2012-13	2	4
2011-12	10	2
2010-11	17	11
2009-10	45	11
2008-09	7	12
2007-08	10	4

Cardinals Active in Professional Basketball
NBA

Name	Yrs. @ UofL	2018-19 Team
Gorgui Dieng	'10-13	Minnesota Timberwolves
Montrezl Harrell	'12-15	Los Angeles Clippers
Damion Lee	'15-16	Golden State Warriors
Donovan Mitchell	'15-17	Utah Jazz
Terry Rozier	'13-15	Boston Celtics
Ray Spalding	'15-18	Dallas Mavericks

NBA G-League

Deng Adel	'15-18	Raptors 905
Trey Lewis	'15-16	Salt Lake City Stars
Chinanu Onuaku	'14-16	Greensboro Swarm

Foreign Teams

Mangok Mathiang	'13-17	Venoli Cremona (Italy)
Wayne Blackshear	'11-15	Helsinki Seagulls (Finland)
Rakeem Buckles	'09-12	Lille Metropole (France)
Earl Clark	'06-09	Buducnost VOLI (Montenegro)
Taquan Dean	'02-06	Béarnais Pau-Orthez (France) (now Taqwa Pinerò)
Tony Hicks	'16-17	Rostock (Germany)
Preston Knowles	'07-11	Bertram Tortona (Italy)
Kyle Kuric	'08-12	FC Barcelona Lassa (Spain)
Anas Mahmoud	'14-18	Al Zamalek (Egypt)
Larry O'Bannon	'01-05	Atenis Cordoba (Argentina)
Juan Palacios	'04-08	Chalon (France)
Samardo Samuels	'08-10	Limoges CSP Elite (France)
Peyton Siva	'09-13	Alba Berlin (Germany)
Jerry Smith	'06-10	Ifestos Limnou (Greece)
Russ Smith	'10-14	Fujian Sturgeons (China)
Quentin Snider	'14-18	Lisboa Benfica (Portugal)
Edgar Sosa	'06-10	BCM Gravelines (France)
Kevin Ware	'11-14	London Lightning (Canada)

■ **Past UofL Coaches Have Had Successful Starts** -- Each of the last five Louisville coaches had successful seasons in their first season with the Cardinals. The best first-year start by a UofL coach was Denny Crum, who inheriting a senior-laden team and guided the Cardinals to a 26-5 record and the NCAA Final Four in his first season in 1971-72.

Last 5 Louisville Coaches First Seasons

Coach	First Yr.	Result, Postseason
Bernard "Peck"		
Hickman	1944-45	16-3
John Dromo	1967-68	21-7, NCAA
Denny Crum	1971-72	26-5, NCAA Final Four
Rick Pitino	2001-02	19-13, NIT
David Padgett	2017-18	22-14, NIT

■ **Louisville Top College Basketball Market**

-- Louisville is consistently the highest-rated television market for college basketball on ESPN. Louisville has been the top market each of the last 16 years and every year since ESPN began tracking the data. Louisville's average 4.2 rating for the 2017-18 season led all markets and was well ahead of second-place Kansas City, which averaged a 2.6 rating. The remaining top 10 was Raleigh-Durham (2.3), Greensboro-High Point (2.1), Cincinnati (1.7), Charlotte (1.6), Indianapolis (1.6), Knoxville (1.5), Nashville (1.4) and Norfolk-Porsmouth-Newport News (1.4). The Cardinals' NCAA Sweet 16 game against Kentucky in 2014 drew a 51.5 rating and 73 share, making it the second highest-rated event in Louisville television history. Louisville's 2013 NCAA Championship game vs. Michigan (later vacated) is the top-rated television event all-time in the Louisville market. Louisville was the No. 11 ESPN/ABC market for college football in 2016 (3.5 average rating).

Cardinals in the NCAA Tournament

■ Louisville has 38 NCAA Tournament appearances, its last in 2017. The Cards have reached the Sweet 16 on 17 occasions and have advanced to the Elite Eight 11 times. Louisville is seventh in NCAA Tournament appearances (38), ninth in tournament victories (61) and sixth in tournament games (101). UofL has a 61-40 overall NCAA Tournament record, reaching the Final Four eight times. *(Louisville had 42 NCAA Tournament and 21 Sweet 16 appearances before four of each in 2012, 2013, 2014 and 2015 -- plus three Elite Eights -- were vacated by the NCAA Committee on Infractions.)*

■ Louisville is tied for eighth with 17 Sweet 16 appearances since the NCAA began Sweet 16 records in 1975 (years: 1975, 1978, 1979, 1980, 1982, 1983, 1984, 1986, 1988, 1989, 1993, 1994, 1996, 1997, 2005, 2008, 2009; Sweet 16 appearances in 2012, 2013, 2014, and 2015 were vacated).

■ Louisville is tied for seventh with 11 Elite Eight appearances since the NCAA began Elite Eight records in 1951 (years: 1959, 1972, 1975, 1980, 1982, 1983, 1986, 1997, 2005, 2008, 2009; Elite Eight appearances in 2012, 2013, and 2015 were vacated).

■ UofL Coach Chris Mack has an 11-8 record in eight NCAA Tournament appearances (the last five straight years), including reaching the Sweet 16 on four occasions and the Elite Eight in 2017. All of those occurred as the head coach at Xavier, where he guided the Musketeers to the school's first-ever No. 1 NCAA Tournament seed in 2018.

All-Time NCAA Final Four Appearances

North Carolina.....	20
UCLA.....	17
Kentucky.....	17
Duke.....	16
Kansas.....	14
Ohio State.....	11
Michigan State.....	9
Louisville.....	* 8
Indiana.....	8

UofL in the NCAA Tournament *

NCAA Tournament Appearances.....	38
All-Time NCAA Tourn. Record.....	61-40
Sweet 16 Appearances.....	17
Elite Eight Appearances.....	11
Final Four Appearances.....	8
NCAA Championships.....	2
Mack's NCAA Tourn. Record.....	11-8
Mack's NCAA Tourn. Appearances.....	8

* does not include a 15-3 record, four NCAA Tournament, four Sweet 16, and three Elite Eight appearances in 2012-15 -- plus the 2012 and 2013 Final Fours and 2013 NCAA Title -- that were vacated by the NCAA Committee on Infractions.

HEAD COACH CHRIS MACK

Chris Mack, whose teams have participated in the NCAA Tournament in eight of his nine seasons as a head coach, was named as the head coach of the University of Louisville men's basketball team on March 28, 2018.



In nine seasons as the head coach at Xavier, Mack guided the Musketeers to a 215-97 record and eight NCAA Tournament appearances (the last five straight years), including reaching the Sweet 16 on four occasions and the Elite Eight in 2017. His teams won or shared three conference regular season championships while compiling a 105-49 league record over nine seasons in the Big East and Atlantic 10.

Among active coaches, Mack's .689 winning percentage as a head coach entering this year ranks him 19th in the nation and his 215 victories entering the season are tied for the 11th most amassed by a coach in their first nine seasons.

His 2017-18 Xavier squad achieved a 29-6 record, won Xavier's first Big East Conference regular season championship and earned the school's first-ever No. 1 seed in the NCAA Tournament. Mack was honored as the 2018 Big East Coach of the Year, NABC District 5 Coach of the Year, and he became the all-time coaching wins leader with the Musketeers. Xavier finished third in the final Associated Press poll -- its highest ever ranking -- and last year's team was one short of the school record for victories.

Mack's contract with the Cardinals will be for seven years, extending through the 2024-25 season. He will be just the fourth head coach to guide the Cardinals in the last 48 years, following Denny Crum (1971-2001), Rick Pitino (2001-17) and David Padgett (2017-18). Mack is the 21st head coach in Louisville's 104-year history and the seventh in the past 73 years.

Mack, 48, received the 2016 Henry Iba Award as the U.S. Basketball Writers Association (USBWA) National Coach of the Year while also earning the CBS Sports and Basketball Times magazine National Coach of the Year awards that season.

He led Xavier to a 28-6 record in 2015-16 and achieved a No. 2 seed in the NCAA Tournament and a No. 5 ranking in the final AP poll, which at the time was the school's highest seed and ranking in school history.

His 2016-17 Xavier team made an NCAA Tournament run to the Elite Eight after entering the event as a No. 11 seed. His teams have

reached the NCAA Sweet 16 on four occasions, in 2010, 2012, 2015 and 2017. As a player, assistant and head coach, Mack has been a part of 19 NCAA Tournament appearances.

Born Dec. 30, 1969 in Cleveland, Ohio, Mack was the 2010-11 Atlantic 10 Conference Coach of the Year in his second year as a head coach. In addition, he was the recipient of the 2011 Skip Prosser Man of the Year award, which was established in 2008 to honor those who not only achieve success on the basketball court but who display moral integrity off the court as well.

He was the 2009-10 Basketball Times Rookie Coach of the Year when, in his initial year, he guided Xavier to a 26-9 record, shared the Atlantic 10 Championship and advanced to the NCAA Sweet 16.

Mack served as a court coach for the 2016 USA Basketball Men's U18 National Team training camp in the summer of 2016 at the United States Olympic Training Center in Colorado Springs, Colorado.

Before rising to a head coaching position, Mack was a part of successful staffs throughout his career. He spent five seasons as an assistant on Sean Miller's Xavier staff (2004-09) after serving on the staff of the late Skip Prosser at Xavier as director of basketball operations (1999-01) and as an assistant coach at Wake Forest (2001-04).

In 10 seasons as an assistant or operations director, he helped his teams produce a 229-96 record (.705), win four regular season titles and one conference tournament championship, and secure eight NCAA Tournament appearances, advancing to three Sweet 16s and one Elite Eight. Those teams won at least 20 games in nine of the 10 seasons.

Mack began his coaching career in 1993 as the junior varsity girls basketball coach at McAuley High School in Cincinnati. He was the varsity girls basketball coach at Mount Notre Dame High School in Reading, Ohio, for four years (1995-99), directing the team to four straight sectional titles and earning Cincinnati Post Coach of the Year honors in 1996.

A 1992 Xavier graduate with a degree in communication arts, Mack was a two-time team captain as a player at Xavier under then head



Best Career Coaching Starts in Nine Seasons by Wins

Rk	Coach, School	Seasons	W	L
1.	Roy Williams, Kansas	1989-97	247	58
2.	Everett Case, NC State	1947-55	241	56
3.	Jamie Dixon, Pittsburgh	2004-12	238	77
4.	Mark Few, Gonzaga	2000-08	236	60
5.	Dave Rose, BYU	2006-14	232	78
6.	Thad Matta, Butler/Xavier/Ohio St.	'01-09	229	77
7.	Denny Crum, Louisville	1972-80	219	55
8.	Jerry Tarkanian, Long Beach St. / UNLV	1969-77	218	33
9.	Sean Miller, Xavier / Arizona	2005-13	216	90
	Tim Cluess, LIU Post / Iona	2007-15	216	77
11.	Chris Mack, Xavier	2009-18	215	97
	Bruce Weber, Sou. Ill. / Illinois	1999-2007	215	82

coach Pete Gillen. He won the 1993 Midwestern City Conference (MCC) regular season championship (12-2 record) and reached the second round of the NCAA Tournament.

Mack was the 1987-88 Cincinnati Post Metro Player of the Year at St. Xavier High School in Cincinnati before going on to start for two seasons at Evansville under Jim Crews, winning an MCC Regular Season Championship and a trip to the second round of the 1989 NCAA Tournament as a freshman at Evansville. He transferred to Xavier after his sophomore season.

Mack and his wife, Christi, have two daughters, Laine (12) and Hailee (11), and a son, Brayden (3). A native of Louisville, the former Christi Hester was the runner-up for Kentucky Miss Basketball as a senior at Holy Cross High School. She played basketball at Dayton, where she scored 1,268 career points and was later inducted into the university's Athletic Hall of Fame in 2014. She served as the Director of Basketball Operations for the Xavier women's basketball team (2001-03) and more recently as the head girls basketball coach at Cincinnati's Colerain High School Cardinals.

Mack and his wife created the Mack Family Foundation in 2016, a family-centered foundation whose mission is to serve, inspire and aid less fortunate children.

Chris Mack Head Coaching Record

Season	School	Overall	Conference	Postseason
2018-19	Louisville	9-3		
2017-18	Xavier	29-6	15-3 Big East*	NCAA 2nd Round
2016-17	Xavier	24-14	9-9 Big East	NCAA Elite Eight
2015-16	Xavier	28-6	14-4 Big East	NCAA 2nd Round
2014-15	Xavier	23-14	9-9 Big East	NCAA Sweet 16
2013-14	Xavier	21-13	10-8 Big East	NCAA 1st Round
2012-13	Xavier	17-14	9-7 Atlantic 10	
2011-12	Xavier	23-13	10-6 Atlantic 10	NCAA Sweet 16
2010-11	Xavier	24-8	15-1 Atlantic 10*	NCAA 2nd Round
2009-10	Xavier	26-9	14-2 Atlantic 10**	NCAA Sweet 16
Totals		224-100	105-49 3 titles	8 NCAA (11-8)
		.691	.681	

*regular season champion ** regular season co-champion

Cards' Impressive Recruiting Class Among Nation's Finest

Six outstanding high school products have each signed a national letter-of-intent to continue their basketball playing careers at the University of Louisville, ranking this Cardinal group among the nation's top recruiting classes.

The list of impressive signees includes **Aidan Igiehon**, a 6-10, 230-pound forward from Dublin, Ireland and Lawrence Woodmere (N.Y.) Academy; **David Johnson**, a 6-5, 180-pound guard from Trinity High School in Louisville; **Josh Nickelberry**, a 6-4, 175-pound guard from Northwood Temple Academy in Fayetteville, N.C.; **Quinn Slazinski**, a 6-8, 200-pound forward from Houston and Huntington (W. Va.) Prep; **Samuell Williamson**, a 6-7, 190-pound guard from Rockwall (Texas) High School; and **Jae'Lyn Withers**, a 6-8, 215-pound forward from Charlotte, N.C. who will play his final season at Cleveland (Ohio) Heights High School.

Louisville's signing class is ranked as the **best in the nation** by ESPN.com, third by Rivals.com and fourth by 247sports.com. All six individuals are ranked highly among the nation's prospects, including five of the six among ESPN's top 100.

Aidan Igiehon

Igiehon (pronounced i-GAY-hawn) averaged 18.2 points and 15 rebounds as a junior last season in helping Lawrence Woodmere to a 20-5 record and the New York State Association of Independent Schools (NYSAIS) Class B Championship, earning first team all-state honors.

"Aidan was one of the highest regarded big men in America during the summer," said Mack. "It wasn't always that way. He came over from Ireland on his own prior to his freshman year and set up shop at Lawrence Woodmere as a nobody. He wasn't recruited to the States, he wasn't a known commodity. He's been raised with discipline and saw his mother's work ethic up close his entire life. It blazed his path as a player. He's a gym rat who wants to be special. He's as athletic as they come, tough and extremely versatile. Like all incoming freshman, he has a learning curve, but his desire to improve will get him there. We will need Aidan to affect the game at the rim on both ends of the floor. Aidan has the ability to move away from the basket on both ends of the floor. He's not just a metal eater. He's willing and able to do anything his coach asks."

Nicknamed the "Irish Hulk," Igiehon is ranked No. 13 nationally in the ESPN 100, No. 44 by 247Sports.com and is No. 50 by Rivals.com.

Igiehon was a New York State Sportswriters Association second team all-state selection as a sophomore when he averaged 21.1 points per game, helping Woodmere to a 26-3 record and the NYSAIS Class C Championship. He was a third team selection his freshman year when he averaged 20 points per game.

David Johnson

Johnson averaged 13.9 points and 5.8 rebounds while shooting 42.9 percent from three-point distance (54-of-126) as a junior last season in helping Trinity to a 30-4 record, the Seventh Region championship and a spot in the Kentucky Sweet 16, earning first team all-state honors.

"A lot has been made about David being a hometown kid," said Mack, "but DJ could be from Alaska and I'd want him on our team. David plays the game to win and play the game for his teammates. On defense, David has



length, quickness and anticipation. Offensively, he's at his best when he gets the ball in his hands as he's a high level passer and loves making his teammates better. He's well-coached coming from Trinity, so the seeds of being a great teammate and hard worker have been sown. DJ will add size and athleticism in our backcourt from day one."

Johnson is ranked No. 47 nationally by 247Sports.com, No. 72 in the ESPN 100, and No. 98 by Rivals.com.

Johnson nearly produced a triple-double in the Shamrocks' state tournament game against eventual runner-up Scott County when he totaled 14 points, 10 rebounds and eight assists. He connected on 42.9 percent from three-point distance (54-of-126) and 67.6 percent of his free throws (48-of-71) as a junior last season.

Johnson was a third-team all-state selection as a sophomore when he averaged 10.5 points, 4.8 rebounds and shot 47.8 percent from the field helping Trinity achieve a 29-4 record.

Josh Nickelberry

Nickelberry averaged 24.1 points, 7.2 rebounds and 5.9 assists as a junior last season in helping Northwood Temple Academy to the quarterfinals of the North Carolina Independent Schools Athletic Association 1-A championship, earning first team all-state honors.

"Josh was the first high school senior who committed to our coaching staff at the University of Louisville," said Mack. "His belief in our vision for both him and the program spoke volumes. It energized the fan base, our coaching staff and his future 2019 teammates. As a player, Josh is an extremely athletic combo guard with dead-eye shooting ability. I believe he can be a prolific shooter at the college level. His athleticism and toughness will allow him to defend at a high level for us on the perimeter. Josh is a high energy player who competes with intensity every time he steps on the floor. I can't wait to coach him."

The first player to verbally commit to the Cardinals in this recruiting class, Nickelberry is ranked No. 81 nationally in the ESPN 100, No. 97 by 247Sports.com and is No. 115 by Rivals.com. He scored 44 points in an early season game this year, burying five three-pointers.

Nickelberry began playing organized basketball as an eight-year-old and achieved his first dunk in the eighth grade. He played his eighth-grade and freshman seasons at Northwood Temple, played his sophomore year at Trinity Christian, and returned to Northwood Temple last year. He earned NCISAA 1A all-state honors as a sophomore at Trinity Christian when he averaged 18.0 points per game and reached double figures in all but three games in leading his team to the NCISAA 1-A championship game.

Quinn Slazinski

Slazinski averaged 11.1 points and 5.2 rebounds last season in helping Huntington Prep to 21-7 record for the 2017-18 season.

"Quinn is undervalued," said Mack. "He's young for his class and his best days as a basketball player are ahead of him. People are going to wonder in a couple years where Louisville snagged this kid from. At nearly

6-9, Quinn has a guard's feel for the game, but an old school power forward's toughness. He's scared of no one on the court. He plays to win every possession. He's a classic love him if he's on my team, hate him if he's not type of competitor. Cardinal fans are going to love Quinn. Our plan is to redshirt Quinn so that he can catch up in age to his classmates and transition him to our system and the college game next year while preserving his four years of eligibility."

Slazinski, who scored a single game high of 22 points last season against Tennessee Prep Academy, is ranked No. 209 by 247Sports.com and is No. 48 among power forwards by Rivals.com. He produced 22 points, nine rebounds and eight assists against Hargrave Military Academy early this season.

He was a first team all-district selection as a sophomore at Westbury Christian School in Houston in helping his team win the Texas 5A championship for the 21 time in 26 years, scoring 23 points in the title game.

Samuell Williamson

Williamson averaged 23.3 points, 9.7 rebounds as a junior last season in helping Rockwall to a 20-12 record, earning first team Texas Association of Basketball Coaches all-state honors. He scored 21 points as his team reached the area round.

"Sam is primed to be one of the better freshman in college basketball next season," said Mack. "He has to get stronger and he has to adapt to the college game like all freshmen, but when he does, he has a chance to be special. As a big wing, Sam has a versatility to his game that makes him difficult to handle. He can post, he uses his size, he can knock it down from three and he has an ability to rebound at his position. Defensively he is smart, tough and a competitor. Sam possesses a hunger to be great. He won't be outworked. When you're smart to begin with and you work hard, you begin to separate yourself. Sam is doing that right now."

Williamson is ranked No. 34 nationally by Rivals.com, No. 52 nationally in the ESPN 100 and is No. 45 by 247Sports.com. He totaled 35 points, 10 rebounds and four assists in an early season game this year against top-ranked Denton Guyer High School.

The Dallas Morning News all-metro selection and district player of the year had 20 points and 11 rebounds in a game that decided the district championship last season. Rockwall is ranked sixth among 6A schools in the state of Texas entering this season.

Jae'Lyn Withers

Withers averaged 20 points, 10.1 rebounds and shot 43 percent from three-point range as a junior last season in helping North Mecklenberg High School in Huntersville, N.C. to a 27-2 record and a conference regular season and tournament championship, earning first team AP all-state honors. He will play his senior year at Cleveland (Ohio) Heights High School.

"Jae'Lyn is oozing with potential," said Mack. "At nearly 6-9, he possesses a variety of skill and athleticism. He will get stronger in time and as he does, he will be an impact player on both ends of the floor. On the defensive end, he can sit in a stance and guard ball handlers and shooters. Around the basket, he has timing and length that can't be taught. He can provide a lot of versatility for our team on the defensive end. On offense, Jae'Lyn can do a lot of things very well, including shooting the ball from distance. Jae'Lyn hasn't even begun to scratch his potential as a basketball player."

The 2018 Charlotte Observer 4A Metro Player of the Year and I-MECK conference player of the year, Withers is ranked No. 80 nationally by Rivals.com, No. 86 by 247Sports.com and is No. 89 in the ESPN 100. North Mecklenberg went 24-4 in 2017-18 and reached the NCHSAA 4A sectional final.

■ **Cards Have Had Productive Defense** — Recent Louisville teams have been known for their defensive intensity and new UofL Coach Chris Mack looks to keep the Cardinals' strong defensively. Last season, Louisville was 39th in the nation in Ken Pomeroy's adjusted defensive rankings for the 2017-18 season. The Cardinals were fourth in the nation in blocked shots (6.0 per game), 41st in field goal percentage defense (.413), 79th in steals (7.0 per game), and 54th in personal fouls per game (16.3). UofL has limited 48 opponents in the last five seasons under 60 points, including 13 times below 50 (twice this year). Fifteen of Louisville's 36 opponents in 2017-18 shot below 40 percent from the field. UofL held eight of its 18 ACC opponents in 2017-18 to 40 percent or below from the field.

Louisville has ranked among the nation's top 41 in field goal percentage defense in 13 of the past 15 years, including the 2017-18 percentage of .413, which was 41st in the nation. Over the last four years, Louisville has held 50 opponents under 40 percent shooting from the field (four this season), 30 under 36 percent and 13 under 32 percent.

■ **Statistical Trends** — UofL is 198-11 over the last 18 seasons when scoring 80 or more points (6-1 this year, 12-0 last year, 11-1 2016-17, 10-0 in 2015-16) ... Over the past 18 years, Louisville is 151-7 when shooting 50 percent or better from the field (4-0 this year, 9-1 last year, 8-0 in 2016-17, 14-0 in 2015-16) ... UofL is 351-52 when holding its opponent below 70 points over the past 18 years (5-1 this year, 15-2 last season, 18-2 in 2016-17, 19-1 in 2015-16, 24-4 in 2014-15).

■ **Cards Have Been Tough on the Road** — UofL has a 74-52 record over the last 13 years on its opponent's home court (.587). Louisville has posted an 18-18 conference road record in its first four years in the ACC (4-5 in 2017-18). UofL had the most road victories of any school in Big East Conference games over its last seven years in that league and was a league-best 8-1 in its road games in The American during the 2013-14 season. The Cards have a 64-42 record in conference games on the road over the last 12 seasons (.604). In neutral site games, Louisville has a 38-12 record over the last six years (.760) and a 48-19 neutral site record over the last nine years (.716).

In conference games overall, Louisville had the most Big East Conference victories over its eight years in that league during the regular season (from 2005 to 2013). Louisville had a 95-45 Big East record in league victories during the regular season, just ahead of Syracuse and Pitt (both at 92-48). Louisville finished fourth in both of its first two years in the ACC with a 12-6 league record each season.

■ **20 All-American Selections** -- Twenty Louisville players have earned All-America status, the latest being consensus All-America pick Russ Smith in 2014. Six individuals have been consensus selections (Charlie Tyra, Wes Unseld, Darrell Griffith, Pervis Ellison, Clifford Rozier and Smith).

■ **Six of Last Eight NCAA Champions Have Played in Louisville** - The eventual national champion has played in Louisville's home arena, the KFC Yum! Center, in six of the arena's eight seasons in existence. Louisville faced eventual champions Connecticut (2011, 2014) and Duke (2015) in home games, Kentucky won a pair of games in the 2012 second and third rounds in the KFC Yum! Center, 2016 Champion Villanova won the NCAA South Regional in Louisville, and UofL won the 2013 itself. UofL played 2017 NCAA Champion North Carolina, but it was in Chapel Hill.

■ **Chris Mack Radio Show** - The Coach Chris Mack Radio Show will air live from The Sports & Social Club at Fourth Street Live! in downtown Louisville on 10 occasions, with six of the events at private locations. All shows will air from 7-8 pm on 840 WHAS or 790 WKRD. Broadcasts are available online through the iHeart Radio app, such as this link to WHAS: <https://uofl.me/2Pew2dY>

Mack Radio Show Dates and Locations

Thursday, Dec. 27 - The Sports & Social Club	Wednesday, Feb. 6 - The Sports & Social Club
Monday, Jan. 7 (Private Show)	Monday, Feb. 11 - (Private Show)
Monday, Jan. 14 - The Sports & Social Club	Monday, Feb. 18 - The Sports & Social Club
Monday, Jan. 21 - The Sports & Social Club	Monday, Feb. 25 (Private Show)
Monday, Jan. 28 - (Private Show)	Monday, March 4 - The Sports & Social Club

■ **Anniversary Year for First Final Four team** — The 2018-19 season marks the 60th anniversary for UofL's 1959 NCAA Final Four team. The 1958-59 Cardinals posted a 19-12 record while facing 10 teams ranked among the nation's Top 20 that season. UofL won seven of their last eight regular season games before a 77-63 victory over Eastern Kentucky in the NCAA first round sent them to the NCAA Midwest Regional in Evanston, Ill. It was there that UofL defeated then No. 2 ranked Kentucky 76-61 (3-13-59) and No. 7 ranked Michigan State 88-81 in the regional championship game to reach Louisville's first Final Four. UofL fell to West Virginia 94-79 in the national semifinals played in Louisville's Freedom Hall (3/20/59). Jerry West poured in 38 points to lead the Mountaineers in that game while Don Goldstein led the Cardinals with 21 points and nine rebounds.

UofL National Ranking in Field Goal Percentage Defense

2002-03	31st
2003-04	2nd
2004-05	8th
2005-06	49th
2006-07	25th
2007-08	8th
2008-09	22nd
2009-10	161st
2010-11	12th
2011-12	6th
2012-13	37th
2013-14	20th
2014-15	23rd
2015-16	9th
2016-17	20th
2017-18	41st

UofL Radio Network Affiliates

WHAS	840 AM	Louisville, Ky.
<i>(Flagship Station)</i>		
WKRD	790 AM	Louisville, Ky.
WCKY	1530 AM	Cincinnati, Ohio
WLKT	103.9 FM	Lexington, Ky.
WSFC	1240 AM	Somerset, Ky.
WYMC	1430 AM	Mayfield, Ky.
WLME	102.7 FM	Owensboro, Ky.
WPAD	1560 AM	Paducah, Ky.
WCCK	95.7 FM	Calvert City, Ky.

Sirius XM Satellite Radio (channels vary)

The radio broadcast is also available for a fee through GoCards.com and CardsMobile, the Cards' official Android/iPhone app. Broadcasts are also available by listening to one of the above stations through the iHeart Radio app, such as this link to WHAS: <https://uofl.me/2Pew2dY>



■ **Ninth Season in KFC Yum! Center** -- This is Louisville's ninth season in the spectacular KFC Yum! Center, located on the banks of the Ohio River in downtown Louisville. The 22,000-seat multi-purpose arena was built at a cost of \$238 million and includes 71 luxury suites, 62 four- or six-seat premium boxes, over 2,000 side-court club seats and four party suites with a seating capacity of 32 each.

UofL's men's and women's teams have permanent locker rooms. There are five additional team locker rooms, two officials locker rooms, five star dressing rooms, a full-function media work room and a full-sized basketball practice court on the event level. The seven levels of the arena (including the upper catwalk) include a collective 721,762 square feet, or roughly the area of 13 football fields.

After passing through the one and a half acre landscaped entry plaza that features a basketball-themed fountain, entering fans can visit the 2,500-square foot UofL adidas store or head to their seats using one of the eight escalators or seven elevators within the building.

Lounge space is abundant within the arena. Four spacious donor rooms are available for Cardinal fans, including three that overlook the Ohio River. The 7,000-square foot main concourse restaurant overlooks the river and a main concourse sports bar has views directly into the arena bowl. Two 4,000-square foot club lounges on the event level, as well as the terrace club and premium box lounges, provide amenities for their respective patrons. The KFC Yum! Center served as the site for the NCAA Men's Basketball Tournament second and third rounds in 2012 and 2015, the NCAA South Regional in 2016 and was the site for the 2012 NCAA Women's Volleyball Championship. The the 2019 NCAA South Regional will be staged in the KFC Yum! Center.

Last time an individual had ...

	For Louisville	For A Louisville Opponent
30 or more points	31 by Wayne Blackshear vs. CSUN (12/23/14)	43 by Jamel Artis, Pittsburgh (1/11/17)
35 or more points	42 by Russ Smith vs. Houston (3/14/14)	43 by Jamel Artis, Pittsburgh (1/11/17)
20 points in a half	21 by Donovan Mitchell vs. NC State, 1H (1/29/17)	22 by Jaylin Walker, Kent State, 2nd half (12/15/18)
15 or more rebounds	16 by Ray Spalding vs. Grand Canyon (12/23/17)	17 by Kenny Goins, Michigan St. (11/27/18)
20 or more rebounds	23 by Ellis Myles vs. Tennessee St. (12/1/01)	26 by Derrick Griffin, Texas Southern (12/10/16)
A four-point play	Deng Adel vs. Miami (2/11/17)	Braian Angola, Florida State (1/10/17)
12 made free throws	12 by Ryan McMahon vs. Michigan St., 13 att. (11/27/15)	13 by Seth Allen, Virginia Tech (1/27/16)
7 made three-point goals	7 by Quentin Snider vs. Virginia Tech (2/24/18)	7 by Jaylin Walker, Kent St. in 10 attempts (12/15/18)
10 or more assists	11 by Chris Jones vs. Virginia Tech (1/13/15)	10 by Elfrid Payton, Louisiana Lafayette (12/7/13)
5 or more blocked shots	5 by Anas Mahmoud vs. Florida State (3/7/18)	5 by Omer Yurtseven, NC State (3/3/18)
5 or more steals	5 by Donovan Mitchell vs. Notre Dame (1/4/17)	5 by Armon Fletcher, Southern Illinois (12/7/16)

The Last Time a Team ...

	Louisville	Opponent
Scored 100 points	102-59 win over Bryant (12/11/17)	101-104 5OT loss to Notre Dame (2/9/13)
Scored less than 50 points	63-47 loss vs. Virginia (1/30/16)	86-41 victory over Central Arkansas (12/5/18)
Scored 60 points in a half	61 vs. Grand Canyon; 1st H of 111-63 win (12/5/15)	60 by Tulane; 2nd H of 109-96 win (1/18/90)
Scored under 20 points in a half	14 vs. Virginia; 1H of 63-47 loss (1/30/16)	18 by Central Arkansas 2H, 86-41 UL win (12/5/18)
Had a +20 Rebound Margin	22 (48-26) vs. Pittsburgh (1/24/17)	26 (57-31) by Kentucky (12/31/11)
Grabbed 60 or more rebounds	60 vs. Jacksonville State (11/17/14)	60 by George Mason (1/4/94)
Grabbed less than 25 rebounds	19 vs. Virginia (2/6/17)	24 by Vermont (11/16/18)
Shot 60% or better from the field	.630 (34-54) vs. Pittsburgh (2/11/18)	.614 (43-70) by Charlotte (2/11/01)
Shot 30% or below from the field	.297 (19-64) vs. Old Dominion (11/23/16)	.250 (16-64) by Central Arkansas (12/5/18)
Shot 70% from the field for a half	.714 (20-28) vs. Pittsburgh in 1st H (1/24/17)	.765 (13-17) by Georgetown in 2nd H (1/31/11)
Made 5 or less free throws	4 vs. North Carolina (in 13 attempts, 2/22/17)	4 by Central Arkansas (in 7 attempts, 11/21/17)
Made 15 three-point goals	16 (in 30 attempts) vs. Rutgers (2/16/14)	17 by Virginia Tech (2/18/17)
Made No three-point goals	0 vs. Pittsburgh (2/11/15)	0 by Cal State Northridge (12/23/14)
Shot 60% from the three-point line	.600 (12-20) vs. Georgia Tech (2/9/18)	.654 (17-26) by Virginia Tech (2/18/17)
Handed out 25 or more assists	28 vs. UCF (12/31/13)	25 by Notre Dame (2/28/08)
Handed out 5 or less assists	1 vs. Kentucky (12/27/14)	4 by Pittsburgh (1/14/16)
Committed 25 or more turnovers	26 vs. West Virginia (1/31/09)	25 by FIU (12/5/14)
Committed 5 or fewer turnovers	3 vs. Virginia Tech (2/18/17)	2 by Virginia (2/7/15)
Blocked 10 or more shots	10 vs. Albany (12/20/17)	14 by Connecticut (3/4/06)
Had No Blocked Shots	0 vs. West Virginia (1/26/11)	0 by Syracuse (2/5/18)
Had 15 or more steals	15 vs. Georgia Tech (2/8/18)	19 by Rutgers (3/13/14)
Had No Steals	0 vs. Saint Louis (2/12/03)	0 by Saint Louis (3/22/14)

Louisville Top Efforts Last 18 Years*(Since 2001-02)***Longest winning streak (single-season):** 17 games (2002-03)**Longest winning streak (multiple-season span):** 21 games (last 16 G of 2012-13, first 5 G of 2013-14)**Longest conference winning streak:** 10, twice -- 2008-09 & 2012-13 seasons**Longest losing streak:** 4 games (2003-04)**Longest conference losing streak:** 4 games (2003-04)**Most points scored in a game:** 114 vs. Western Kentucky, 12-22-10 (UL 114, WKU 82)**Fewest points scored in a game:** 45 vs. Cleveland State, 11-26-14 (UL 45, CSU 33)**Most points allowed in a game:** 104 vs. Notre Dame, 2-9-13 (UND 104, UL 101, 5 ot)**Fewest Points Allowed in a Game:** 26 vs. Savannah State, 11-24-14 (UL 87, SSU 26)**Fewest Points Allowed in a Conference Game:** 31 vs. Rutgers, 3-13-14 (UL 92, RU 31)**Largest Margin of Victory:** 64 vs. Morehead St., 12-27-04 (UL 104, USA 40)**Largest Margin of Victory in a Conference Game:** 61 vs. Rutgers, 3-13-14 (UL 92, RU 31)**Largest losing margin:** 33 vs. Notre Dame, 2-12-09 (ND 90, UL 57)**Fewest points scored in a win:** 45 vs. Cleveland State, 11-26-14 (UL 45, CSU 33)**Most points allowed in a win:** 90 vs. Virginia Tech, 2-18-17 (UL 94, VT 90)**Most points scored in a loss:** 101 vs. Notre Dame, 2-9-13 (UND 104, UL 101, 5 ot)**Fewest points allowed in a loss:** 52 vs. Drexel, 12-14-10 (DU 52, UL 46); vs. Syracuse, 2-13-12 (SU 52, UL 51); vs. Virginia, 2-17-15 (UVA 52, UL 47)**Largest deficit overcome to win a game:** 20 vs. West Virginia, 3-26-05 (UL 18, WVU 38)**Largest lead given up in a loss:** 22 vs. Baylor, 11-25-16 (UL 32, BU 10)**Highest shooting percentage:** .652 vs. Pittsburgh, 1-25-15 (UL 80, Pitt 68)**Highest shooting percentage in a conference game:** .652 vs. Pittsburgh, 1-25-15 (UL 80, Pitt 68)**Lowest shooting percentage:** .268 vs. Western Kentucky, 11-30-08 (WKU 68, UL 54)**Lowest shooting percentage in a conference game:** .274 vs. Cincinnati, 1-19-02 (UL 50, UC 77)**Highest 3-point percentage:** .778 vs. Memphis, 2-4-04 (UL 58, UM 62)**Highest 3-point percentage in a conference game:** .778 vs. Memphis, 2-4-04 (UL 58, UM 62)**Lowest 3-point percentage:** .000 vs. Pittsburgh, 2-11-15 (UL 69, Pitt 56)**Lowest 3-point percentage in a conference game:** .000 vs. Pittsburgh, 2-11-15 (UL 69, Pitt 56)**Most three-pointers:** 22 vs. Hartford, 11-17-07 (UL 104, UH 69)**Free throws made:** 42 vs. Nicholls, 11-8-18 (in 55 attempts; UL 85, NSU 72)**Most assists:** 34 vs. VMI, 12-23-04 (UL 107, VMI 56)**Most blocked shots:** 18 vs. Holy Cross, 12-7-03 (UL 56, HC 40)

O Akoy Agau

F 6-8 240 Gr. - Tr. South Sudan, Africa (SMU)



- Scored a career-high 11 points and added five rebounds off the bench against No. 5 Tennessee.
- Name is pronounced uh-KOY uh-GOW; like cow with a "G"
- One of two active players in the nation that have made four stops at three schools. Agau's path of Louisville to Georgetown to SMU and back to Louisville is similar to Mike Gilmore, who went from VCU to Miami (Fla.) to Florida Gulf Coast and back to VCU.

O Akoy Agau		
Games With ...	Season	Career
Double-Figure scoring.....	1	1
5 or more rebounds	3	3
4 or more assists	0	0
A blocked shot	4	4
A steal	1	1
A three-pointer.....	0	0
20+ points.....	0	0

- Has been productive off the bench, he has scored and grabbed at least two rebounds in six of his 10 appearances.
- Totaled a UofL career high of seven rebounds vs. Southern in his first UofL game since Dec. 5, 2014, a span of 1,439 days. Scored a career high 11 points against Tennessee.
- Last season, he averaged 5.0 points, 3.6 rebounds and shot 51.2 percent from the field while appearing in 27 games for SMU.
- Started eight of the last nine games for the Mustangs and scored a career-high 21 points with three rebounds and three assists in the American Athletic Conference Tournament first round against Connecticut.
- Graduated from Georgetown with a double major in English & anthropology.
- In his lone season at Georgetown, Agau averaged 4.5 points and 4.3 rebounds while playing in 32 games, including eight starting assignments.
- Has one season of competition available after obtaining waivers to participate and plans to work on a master's degree in business. An NCAA waiver was approved to extend his eligibility clock to a sixth year and he obtained a transfer residency waiver so he could play immediately, since he transferred twice previously. He had two medical hardship waivers approved when he was an undergraduate.
- As a freshman at UofL during the 2013-14 season, Agau played in 19 games in a reserve role, including eight conference games, while averaging 0.9 points and 1.1 rebounds.
- Played in three games early in the 2014-15 UofL season after recovering from a sports hernia in late July, and transferred to Georgetown following the 2014 fall semester.
- Was the first Class A player in Nebraska history to start for four state title teams.
- Helped Omaha Central win four straight Nebraska Class A state championships, averaging 12.8 points and 6.1 rebounds and blocked 81 shots as a senior.
- Born in Juba, Sudan, Agau moved to Cairo, Egypt as a child before coming to the USA in 2002.
- Has a 7-4 wingspan and can speak three languages (Dinka, Arabic and English).
- Born Nov. 28, 1994 ... Working on a master's degree in business administration (MBA).

O Akoy Agau Season Highs at Louisville

- Points..... 11 vs. Tennessee (11/21/18)
- Reb. 7 vs. Southern (11/13/18)
- Asst..... 1 (4 times, *latest*: vs. Central Arkansas (12/5/18))
- Blocks 1 (4 times, *latest*: vs. Seton Hall, 12/1/18)
- Steals 1 vs. Seton Hall (12/1/18)
- FGM 4 vs. Tennessee (11/21/18)
- FGA 6 vs. Tennessee (11/21/18)
- 3FGM none
- 3FGA none
- FT 5 vs. Southern 11/13/18)
- FTA 6 vs. Southern 11/13/18)

O Akoy Agau Career Highs at Louisville

- Points..... 11 vs. Tennessee (11/21/18)
- Reb. 7 vs. Southern (11/13/18)
- Asst..... 1 (4 times, *latest*: vs. Central Arkansas (12/5/18))
- Blocks 2 vs. Southern Miss (11/29/13)
- Steals 1 vs. Temple (2/14/14)
vs. Seton Hall (12/1/18)
- FGM 4 vs. Tennessee (11/21/18)
- FGA 6 vs. Tennessee (11/21/18)
- 3FGM none
- 3FGA 1 vs. Rutgers (3/13/14)
- FT 5 vs. Southern (11/13/18)
- FTA 6 vs. Southern (11/13/18)

O Akoy Agau Game-by-Game

Opponent	Date	GS	Min	FG	FGA	3-Point			FT	FTA	Rebounds			Avg PF	FO	A	TO	Blk	Stl	Pts	Avg	
						Pct	FG	FGA			Pct	Off	Def									Tot
NICHOLLS ST.	11/8/18	DNP																				
SOUTHERN	11/13/18	12	1	1	1.000	0	0	.000	5	6	.833	5	2	7	7.0	1	0	1	1	0	7.0	
VERMONT	11/16/18	DNP																				
vs Tennessee	11/21/18	16	4	6	.667	0	0	.000	3	31.000	2	3	5	6.0	4	0	0	0	0	11	9.0	
vs Marquette	01/23/18	9	2	4	.500	0	0	.000	2	3	.667	2	0	2	4.7	1	0	0	1	1	6	8.0
MICHIGAN ST.	11/27/18	10	0	0	.000	0	0	.000	2	5	.400	1	3	4	4.5	5	1	0	0	1	2	6.5
at Seton Hall	12/01/18	5	0	1	.000	0	0	.000	2	21.000	1	2	3	4.2	0	0	1	1	1	1	2	5.6
C. ARKANSAS	12/05/18	13	1	2	.500	0	0	.000	1	2	.500	2	3	5	4.3	0	0	1	1	0	3	5.2
at Indiana	12/08/18	6	0	1	.000	0	0	.000	0	0	.000	0	0	0	3.7	0	0	0	0	0	0	4.4
LIPSCOMB	12/12/18	4	0	3	.000	0	0	.000	0	0	.000	1	2	3	3.6	0	0	0	1	0	0	3.9
KENT STATE	12/15/18	4	0	2	.000	0	0	.000	0	0	.000	1	0	1	3.3	0	0	0	0	0	0	3.4
ROBERT MORRIS	12/21/18	3	0	0	.000	0	0	.000	0	0	.000	0	1	1	3.1	0	0	0	1	0	0	3.1

O Akoy Agau Statistics (*at Louisville, +at Georgetown, ^at SMU)

Year	GP	GS	Min	Avg	FG	FGA	Pct	3FG	3FGA	Pct	FT	FTA	Pct	OReb	DReb	Reb	Avg	PF	FO	Ast	TO	Blk	Stl	Pts	Avg
2013-14*	19	0	95	5.0	7	9	.778	0	1	.000	3	10	.300	5	16	21	1.1	9	0	1	7	5	1	17	0.9
2014-15*	3	0	11	3.7	0	1	.000	0	1	.000	0	0	.000	0	1	1	0.3	0	0	0	1	0	0	0	0.0
2016-17+	32	8	479	15.0	42	83	.506	3	14	.214	57	67	.851	34	102	136	4.3	71	4	28	50	28	7	144	4.5
2017-18^	27	9	426	16.1	44	86	.512	5	15	.333	42	60	.700	36	60	96	3.6	48	0	17	33	12	7	135	5.0
2018-19*	10	0	82	8.2	8	20	.400	0	0	.000	15	21	.714	15	16	31	3.1	11	1	3	6	4	1	31	3.1
TOTAL	90	18	1093	12.1	101	199	.506	8	31	.258	117	157	.745	90	194	285	3.2	139	5	49	97	49	16	327	3.6

1 Christen Cunningham

G 6-2 190 Gr. - Tr. Georgetown, Ky. (Samford)



- Starting guard for the Cardinals is a team co-captain.
- Missed the Robert Morris game due to concussion protocol.
- Graduate transfer from Samford.
- Ranks ninth in the ACC in assists/turnover ratio (2.00).
- Scored a UofL career-high 17 points against Kent State while dishing out four assists and pulled down three rebounds.

■ Dished out a UofL career-high five assists while scoring 13 points in the Cards' victory over No. 9 Michigan State. Also dished out five assists against Central Arkansas.

■ A starter in all 110 games of his career at Samford, Cunningham ranks 13th on Samford's all-time scoring list with 1,283 career points and his 514 career assists is a school record.

■ In each of his three full seasons at Samford, he produced at least 125 assists, 100 free throws, 30 steals and averaged double-digits in scoring. He is an 81% career free throw shooter (380-469).

■ Scored in double figures in 71 games at Samford, including 11 contests with 20 or more.

■ Handed out at least five assists on 51 occasions, including 14 games with eight or more assists. He had a career-high 13 assists against Nicholls State on Nov. 27, 2016.

■ Scored a career-high 30 points against East Tennessee State in the semifinals of the 2017 Southern Conference Tournament.

■ Totaled 15 points, six rebounds, two assists and a steal in a Nov. 13, 2015 season opening game against Louisville in the KFC Yum! Center.

■ As a junior in 2016-17, Cunningham was fifth in the nation with a school-record 225 assists and ranked 10th nationally in assists per game (6.3). He averaged 11.4 points and shot 35.4 percent from three-point range when he led the Southern Conference in minutes played as Samford achieved a 20-14 record.

■ A lengthy illness limited Cunningham to just the first nine games of the 2017-18 season and he received a medical waiver for a fifth and final season.

■ Bulldogs' second-leading scorer as a sophomore in 2015-16 when he averaged 14.4 points, 2.8 rebounds and 3.9 assists.

■ Averaged 10.3 points and 3.9 assists as a freshman in 2014-15 when he was honored on the Southern Conference All-Freshman Team and was selected as the 2015 College Sports Madness Southern Conference Freshman of the Year. He was named the SoCon Freshman of the Week on five occasions.

■ Earned a bachelor's degree in public administration from Samford.

■ His brother Trae was a basketball manager at Louisville and his brother Christopher played football at Florida A&M.

■ Teammate of former UofL guard Quentin Snider on the Louisville Magic AAU team, which is coached by former UofL center Ellis Myles.

■ Born Sept, 24, 1995 ... Major is sport administration.

1 Christen Cunningham		
Games With ...	Season	Career
Double-Figure scoring.....	4	4
5 or more rebounds	0	0
4 or more assists	4	4
A blocked shot	1	1
A steal	4	4
A three-pointer	6	6
20+ points.....	0	0

1 Christen Cunningham

Season/Career Highs at Louisville

- Points..... 17 vs. Kent State (12/15/18)
- Reb. 3 vs. Seton Hall (12/1/18)
vs. Kent State (12/15/18)
- Asst..... 5 vs. Michigan State (11/27/18)
vs. Central Arkansas (12/5/18)
- Blocks 1 vs. Michigan State (11/27/18)
- Steals 2 vs. Tennessee (11/21/18)
- FGM 5 (4 times, *latest*: vs. Kent State 12/15/18)
- FGA 12 vs. Marquette (11/23/18)
- 3FGM 4 vs. Indiana (12/8/18)
- 3FGA 6 vs. Indiana (12/8/18)
- FT..... 6 vs. Nicholls State (11/08/18)
vs. Kent State (12/15/18)
- FTA..... 8 vs. Kent State (12/15/18)

1 Christen Cunningham Game-by-Game

Opponent	Date	GS	Min	FG	FGA	3-Point		Rebounds			Pct	FT	FTA	Pct	PF	FO	A	TO	Blk	Stl	Pts	Avg	
						Pct	FG	FGA	Pct	Off													Def
NICHOLLS ST.	11/8/18	*	22	0	1	.000	0	1	.000	6	61.000	0	1	1	1.0	0	0	1	1	0	0	6	6.0
SOUTHERN	11/13/18	*	22	2	6	.333	1	4	.250	0	0.000	0	2	2	1.5	3	0	3	2	0	0	5	5.5
VERMONT	11/16/18	*	19	0	3	.000	0	1	.000	2	21.000	0	1	1	1.3	2	0	4	1	0	0	2	4.3
vs Tennessee	11/21/18	*	22	3	6	.500	1	11.000	1	2	.500	0	1	1	1.3	0	0	1	0	0	2	8	5.3
vs Marquette	11/23/18	*	35	5	12	.417	2	4	.500	4	6	.667	1	1	2	1.4	0	0	3	0	0	16	7.4
MICHIGAN ST.	11/27/18	*	35	5	9	.556	0	2	.000	3	6	.500	0	1	1	1.3	2	0	5	3	1	11	8.3
at Seton Hall	12/01/18	*	28	3	9	.333	1	3	.333	0	0.000	0	3	3	1.6	3	0	3	2	0	0	7	8.1
C. ARKANSAS	12/05/18	*	17	0	2	.000	0	2	.000	2	21.000	0	1	1	1.5	1	0	5	1	0	0	2	7.4
at Indiana	12/08/18	*	29	5	10	.500	4	6	.667	2	21.000	0	1	1	1.4	0	0	3	3	0	1	16	8.3
LIPSCOMB	12/12/18	*	20	1	3	.333	0	1	.000	1	2	.500	0	0	0	1.3	1	0	2	3	0	3	7.8
KENT STATE	12/15/18	*	27	5	6	.833	1	11.000	6	8	.750	0	3	3	1.5	1	0	4	1	0	11	8.6	

1 Christen Cunningham Statistics (*at Louisville, ^at Samford)

Year	GP	GS	Min	Avg	FG	FGA	Pct	3FG	3FGA	Pct	FT	FTA	Pct	OReb	DReb	Reb	Avg	PF	FO	Ast	TO	Blk	Stl	Pts	Avg
2014-15 ^	32	32	962	30.1	108	246	.431	11	41	.268	106	134	.791	16	61	77	2.4	51	0	125	73	4	38	329	10.3
2015-16 ^	33	33	1114	33.8	161	357	.451	19	70	.271	134	162	.827	17	76	93	2.8	54	1	128	87	2	34	475	14.4
2016-17 ^	36	36	1250	34.7	140	332	.422	23	65	.354	107	131	.817	18	81	99	2.8	55	1	225	78	0	31	410	11.4
2017-18 ^	9	9	260	28.9	30	67	.448	3	17	.176	6	7	.857	7	19	26	2.9	4	0	36	23	1	5	69	7.7
2018-19*	11	11	276	25.1	29	67	.433	10	26	.385	27	36	.750	1	15	16	1.5	13	0	34	17	1	5	95	8.6
TOTAL	121	121	3842	31.8	466	1069	.436	66	219	.301	380	470	.809	59	249	311	2.6	177	2	548	278	8	113	1378	11.4

2 Darius Perry

G 6-2 195 So. - 1L Marietta, Ga. (Wheeler HS)



- Has scored in double figures in three games, including a career-tying 17 points against Vermont (6-10 FG, 2-4 3FG, 3-3 FT), adding four assists.

- Produced a career-high eight assists and career-best matching three steals against No. 5 Tennessee, adding eight points.

- Won the team slam dunk competition at the preseason "Louisville Live," a preseason outdoor event at Fourth Street Live! in downtown Louisville with team activities on a portable court placed on the covered area of the street with 7,500 fans surrounding the court. He wore a No. 35 Darrell Griffith jersey for one of his dunks.

- Honored on the 2018 All-ACC Academic Team.

- Starter in three games as a freshman. He averaged 5.6 points, four assists and shot 50 percent from the field (5-of-10) in the three starts.

- Made 16-of-36 three-pointers (.416) as a freshman over the last 16 games.

- Made 38 of his 44 free throw attempts as a freshman (.864). He made his first 21 of the year before missing against Albany.

- Totaled 17 points, three assists, two steals and did not miss a shot (3-of-3 three-pointers, 8-of-8 free throws) vs. George Mason in the season opener. It was the fifth-highest scoring effort in a freshman debut at Louisville and was tied for the sixth-highest in a career scoring debut at UofL (tied with his coach, David Padgett, who also scored 17 on Dec. 3, 2005).

- Averaged 20.2 points, 5.1 assists, 4.3 rebounds and 3.1 steals as a senior in helping Wheeler High School achieve a 21-10 record and reach the final eight teams in the Class AAAAAA state championship.

- Born March 13, 1999 ... Major is sport administration.

2 Darius Perry

Games With ...	Season	Career
Double-Figure scoring.....	3	5
5 or more rebounds.....	1	1
4 or more assists.....	2	6
A blocked shot.....	0	3
A steal.....	4	19
A three-pointer.....	8	25
20+ points.....	0	0

2 Darius Perry Season Highs

Points..... 17 vs. Vermont (11/16/18)
 Reb. 5 vs. Central Arkansas (12/5/18)
 Asst..... 8 vs. Tennessee (11/21/18)
 Blocks none
 Steals 3 vs. Tennessee (11/21/18)
 FGM 6 vs. Vermont (11/16/18)
 FGA 10 vs. Vermont (11/16/18)
 3FGM 2 vs. Vermont (11/16/18)
 3FGA 4 vs. Vermont (11/16/18)
 FT 4 (3 times, *latest*: vs. Robert Morris (12/21/18))
 FTA 6 vs. Kent State (12/15/18)

2 Darius Perry Career Highs

Points..... 17 Twice (*latest*: vs. Vermont 11/16/18)
 Reb. 5 vs. Central Arkansas (12/5/18)
 Asst..... 8 vs. Tennessee (11/21/18)
 Blocks 1 (3 times, *latest*: vs. N. Carolina, 2/17/18)
 Steals 3 vs. Wake Forest (1/27/18)
 3 vs. Tennessee (11/21/18)
 FGM 6 vs. Vermont (11/16/18)
 FGA 8 vs. Southern Illinois (11/21/17)
 vs. Mississippi State (3/20/18)
 3FGM 3 vs. George Mason (11/12/17)
 vs. Wake Forest (1/27/18)
 3FGA 6 vs. Mississippi State (3/20/18)
 FT 8 vs. George Mason (11/12/17)
 FTA 8 vs. George Mason (11/12/17)

2 Darius Perry Game-by-Game

Opponent	Date	GS	Min	FG	FGA	Pct	3-Point			Rebounds			Avg	PF	FO	A	TO	Blk	Stl	Pts	Avg			
							FG	FGA	Pct	FT	FTA	Pct										Off	Def	Tot
NICHOLLS ST.	11/8/18	*	26	4	4	1.000	2	2	1.000	4	5	.800	1	1	2	2.0	4	0	1	2	0	1	14	14.0
SOUTHERN	11/13/18	*	19	4	5	.800	2	3	.667	3	3	1.000	0	1	1	1.5	4	0	1	1	0	0	13	13.5
VERMONT	11/16/18	*	30	6	10	.600	2	4	.500	3	3	1.000	0	2	2	1.7	2	0	4	1	0	0	17	14.7
vs Tennessee	11/21/18	*	31	2	3	.667	1	2	.500	3	4	.750	0	1	1	1.5	3	0	8	1	0	3	8	13.0
vs Marquette	11/23/18		15	2	5	.400	0	2	.000	0	0	.000	1	0	1	1.4	3	0	1	1	0	0	4	11.2
MICHIGAN ST.	11/27/18	*	16	1	2	.500	0	1	.000	0	0	.000	0	1	1	1.3	3	0	1	0	0	0	2	9.7
at Seton Hall	12/01/18	*	15	4	5	.800	1	1	1.000	0	0	.000	0	1	1	1.3	4	0	1	2	0	1	9	9.6
C. ARKANSAS	12/05/18	*	23	0	3	.000	0	3	.000	2	2	1.000	0	5	1.8	1	0	2	2	0	0	2	8	8.6
at Indiana	12/08/18	*	17	0	7	.000	0	4	.000	0	0	.000	1	1	2	1.8	3	0	2	1	0	0	0	7.7
LIPSCOMB	12/12/18		19	3	4	.750	1	1	1.000	0	0	.000	0	0	0	1.6	0	0	3	2	0	2	7	7.6
KENT STATE	12/15/18		19	2	4	.500	1	2	.500	4	6	.667	0	0	0	1.5	3	0	1	2	0	0	9	7.7
ROBERT MORRIS	12/21/18	*	28	2	7	.286	1	4	.250	4	4	1.000	0	2	2	1.5	3	0	3	3	0	0	9	7.8

2 Darius Perry Statistics

Year	GP	GS	Min	Avg	FG	FGA	Pct	3FG	3FGA	Pct	FT	FTA	Pct	OReb	DReb	Reb	Avg	PF	FO	Ast	TO	Blk	Stl	Pts	Avg
2017-18	36	3	514	14.3	40	114	.351	23	70	.329	38	44	.864	6	37	43	1.2	65	0	54	39	3	21	141	3.9
2018-19	12	9	258	21.5	30	59	.508	11	29	.379	23	27	.852	3	15	18	1.5	33	0	28	18	0	7	94	7.8
TOTAL	48	12	772	16.1	70	173	.405	34	99	.343	61	71	.859	9	52	61	1.3	98	0	82	57	3	28	235	4.9

3 Jo Griffin

G 6-1 200 So. - 1L Crestwood, Ky. (South Oldham HS)

■ Scored his first collegiate points against Southern in the second game of the year.

■ Walk-on who played in seven games as a freshman.

■ Averaged 21.4 points, 4.5 rebounds and 4.3 assists as a senior last season at South Oldham as the Dragons posted a 26-6 record and reached the Eighth Region semifinals.

■ Honored as the 2017 Eighth Region Player of the Year, was a finalist for Kentucky's Mr. Basketball, a third team all-state honoree and was an three-time all-district selection.

■ No. 2 all-time scorer for South Oldham with 1,233 career points in three seasons.

■ His brother Michael is a junior guard at Thomas More College. His father Jeff is the principal at South Oldham and played basketball for Oldham County HS, leading them to the 1985 Kentucky Sweet 16. His father also played collegiate basketball at Morehead State and Transylvania. His uncles Tim and Jim Griffin played basketball at Kentucky Wesleyan.

■ Born March 1, 1999 ... Major is exercise science.



3 Jo Griffin

Games With ...	Season	Career
Double-Figure scoring.....	0	0
5 or more rebounds.....	0	0
4 or more assists.....	0	0
A blocked shot.....	0	0
A steal.....	0	0
A three-pointer.....	0	0
20+ points.....	0	0

3 Jo Griffin Game-by-Game

Opponent	Date	GS	Min	FG	FGA	Pct	3-Point			FT	FTA	Pct	Rebounds			Avg	PF	FO	A	TO	Blk	Stl	Pts	Avg
							FG	FGA	Pct				Off	Def	Tot									
SOUTHERN	11/13/18	9	1	2	.500	0	1	.000	0	0	.000	0	0	0	0.0	0	0	0	0	0	0	2	2.0	
C. ARKANSAS	12/05/18	3	0	0	.000	0	0	.000	0	0	.000	0	0	0	0.0	0	0	0	0	0	0	0	1.0	
KENT STATE	12/15/18	1	0	0	.000	0	0	.000	0	0	.000	0	0	0	0.0	0	0	0	0	0	0	0	0.7	

3 Jo Griffin Statistics

Year	GP	GS	Min	Avg	FG	FGA	Pct	3FG	3FGA	Pct	FT	FTA	Pct	OReb	DReb	Reb	Avg	PF	FO	Ast	TO	Blk	Stl	Pts	Avg
2017-18	7	0	19	2.7	0	1	.000	0	1	.000	0	0	.000	0	0	0	0.0	2	0	2	1	0	1	0	0.0
2018-19	3	0	13	4.3	1	2	.500	0	1	.000	0	0	.000	0	0	0	0.0	0	0	0	0	0	0	2	0.7
TOTAL	9	0	31	3.4	1	3	.333	0	2	.000	0	0	.000	0	0	0	0.0	2	0	2	1	0	1	2	0.2

10 Wyatt Battaile

G/F 6-4 195 Fr. - HS Pikeville, Ky. (Pikeville HS)

■ Saw his first action of the season against Southern in the second game, has played in two games.

■ Last name is pronounce BATTLE.

■ Averaged 24.1 points, 8.6 rebounds and 4.3 assists as a senior in leading Pikeville to a 25-10 record, their second straight 15th Region Championship and their second consecutive berth in the Kentucky Sweet 16.

■ Honored on the 2018 Sweet 16 All-Tournament team as Pikeville reached the state Elite Eight before falling to Warren Central.

■ Received the KABC Larry Conley Ultimate Teammate Award at the 2018 Sweet 16, an award presented to a participant whose individual play exemplifies the style of play where scoring isn't the most important aspect of the game, and is complemented by passing, rebounding and blocked shots.

■ An all-state selection as a senior when he ranked 16th in the state in scoring. He was named the Appalachian Newspapers Player of the Year and was a member of the Kentucky All-Star team that participated in the Ohio-Kentucky All-Star game in April.

■ Scored 2,211 points in four years at Pikeville while burying 139 three-point field goals.

■ Averaged 17.2 points as a sophomore and 10.1 points as a freshman.



10 Wyatt Battaile

Games With ...	Season	Career
Double-Figure scoring.....	0	0
5 or more rebounds.....	0	0
4 or more assists.....	0	0
A blocked shot.....	0	0
A steal.....	0	0
A three-pointer.....	0	0
20+ points.....	0	0

10 Wyatt Battaile Game-by-Game

Opponent	Date	GS	Min	FG	FGA	Pct	3-Point			FT	FTA	Pct	Rebounds			Avg	PF	FO	A	TO	Blk	Stl	Pts	Avg
							FG	FGA	Pct				Off	Def	Tot									
SOUTHERN	11/13/18	3	0	1	.000	0	1	.000	0	0	.000	0	0	0	0.0	0	0	0	1	0	0	0	0.0	
C. ARKANSAS	12/05/18	3	0	2	.000	0	2	.000	0	0	.000	0	1	1	0.5	0	0	0	0	0	0	0	0.0	

10 Wyatt Battaile Statistics

Year	GP	GS	Min	Avg	FG	FGA	Pct	3FG	3FGA	Pct	FT	FTA	Pct	OReb	DReb	Reb	Avg	PF	FO	Ast	TO	Blk	Stl	Pts	Avg
2018-19	2	0	6	3.0	0	3	.000	0	3	.000	0	0	.000	0	1	1	0.5	0	0	0	1	0	0	0	0.0
TOTAL	2	0	6	3.0	0	3	.000	0	3	.000	0	0	.000	0	1	1	0.5	0	0	0	1	0	0	0	0.0

3 Jo Griffin Season Highs

Points..... 2 vs. Southern (11/13/18)

Reb..... none

Asst..... none

Blocks..... none

Steals..... none

FGM..... 1 vs. Southern (11/13/18)

FGA..... 1 vs. Southern (11/13/18)

3FGM..... none

3FGA..... 1 vs. Southern (11/13/18)

FT..... none

FTA..... none

3 Jo Griffin Career Highs

Points..... 2 vs. Southern (11/13/18)

Reb..... none

Asst..... 1 vs. Bryant (12/11/17)

vs. Pittsburgh (2/11/18)

Blocks..... none

Steals..... 1 vs. Georgia Tech (2/8)

FGM..... 1 vs. Southern (11/13/18)

FGA..... 1 vs. Bryant (12/11/17)

1 vs. Southern (11/13/18)

3FGM..... none

3FGA..... 1 vs. Bryant (12/11/17)

1 vs. Southern (11/13/18)

FT..... none

FTA..... none

■ Coached at Pikeville by former UofL guard Elisha Justice.

■ Also played three seasons of football for Pikeville, helping the Panthers claim the 2015 Class A state championship. In that championship season, he completed 76-of-95 passes for 1,330 yards and 20 touchdowns, while also rushing for 399 yards and four TDs. In the 2015 state championship game against Beechwood, he threw for 177 yards and three touchdowns while completing 8-of-13 passes.

■ Born Jan. 10, 2000 ... Major is sport administration.

10 Wyatt Battaile Season/Career Highs

Points..... none

Reb..... 1 vs. Central Arkansas (12/5/18)

Asst..... none

Blocks..... none

Steals..... none

FGM..... none

FGA..... 2 vs. Central Arkansas (12/5/18)

3FGM..... none

3FGA..... 2 vs. Central Arkansas (12/5/18)

FT..... none

FTA..... none

4 Khwan Fore

G 6-0 185 Gr. - Tr. Huntsville, Ala. (University of Richmond)

■ Graduate transfer played a season-high 25 minutes against Marquette and contributed five points and three assists. He has scored in nine games.

■ Name is pronounced KWahn FOUR.

■ Scored a season-high nine points against Kent State while dishing out two assists in his second straight starting assignment.

■ His defensive contributions don't often show up in a box score.

■ Scored 11 points in an exhibition against Simmons, hitting 3-of-5 threes.

■ Started the last two seasons at the University of Richmond, averaging 11 points and 3.2 rebounds as a redshirt junior in 2017-18.

■ Averaged 11.2 points and 4.2 rebounds while gathering 54 steals – second most on the team -- as a sophomore when he shot 50.7 percent from the field and helped Richmond advance to the NIT quarterfinals.

■ His 50.7 percent field goal accuracy as a sophomore was the second-highest in the nation for a player at 6-0 or shorter with at least 200 FG attempts.

■ Totaled 919 career points and 209 assists in 99 games and 64 starts at Richmond.

■ Scored in double figures on 36 occasions over his last two seasons with the Spiders, including a career-high 25 points against St. Bonaventure in the Atlantic-10 Tournament quarterfinals in the final game of his junior year. He handed out a career-best 12 assists at Fordham as a junior and collected a high of four steals in four games.

■ Averaged the second-most minutes on the Richmond team each of the past two seasons.

■ Earned recognition on the Atlantic-10 All-Freshman team when played in all 32 games at Richmond as a redshirt freshman in 2015-16, averaging 6.5 points in an average of 20 minutes of action.

■ Attained a medical redshirt after injuring his foot after playing in just two games as a freshman in 2014-15.

■ Completed a bachelor's degree in sociology from Richmond in May 2018.

■ His mother Clarissia ran track at Emporia State.

■ Born Dec. 31, 1995 ... Major is sport administration.



4 Khwan Fore

Games With ...	Season	Career
Double-Figure scoring.....	0	0
5 or more rebounds.....	0	0
4 or more assists.....	0	0
A blocked shot.....	0	0
A steal.....	4	4
A three-pointer.....	3	3
20+ points.....	0	0

4 Khwan Fore

Season/Career Highs at Louisville

Points..... 9 vs. Kent State (12/15/18)

Reb. 3 vs. Central Arkansas (12/5/18)

Asst..... 3 vs. Marquette (11/23/18)

Blocks none

Steals..... 2 vs. Central Arkansas (12/5/18)

FGM 3 vs. Kent State (12/15/18)

FGA 6 vs. Central Arkansas (12/5/18)

3FGM 1 (3 times, *latest*: vs. Central Arkansas (12/5/18))

3FGA 3 vs. Southern (11/13/18)

vs. Central Arkansas (12/5/18)

FT 3 vs. Southern (11/13/18)

vs. Kent State (12/15/18)

FTA 5 vs. Nicholls State (11/8/18)

4 Khwan Fore Game-by-Game


Opponent	Date	GS	Min	FG FGA	Pct	3-Point			FT	FTA	Pct	Rebounds			Avg	PF	FO	A	TO	Blk	Stl	Pts	Avg
						FG	FGA	Pct				Off	Def	Tot									
NICHOLLS ST.	11/08/18	17	2	3	.667	0	0	.000	1	5	.200	0	2	2	2.0	0	0	1	0	0	0	5	5.0
SOUTHERN	11/13/18	21	1	5	.200	1	3	.333	3	4	.750	0	1	1	1.5	3	0	1	1	0	0	6	5.5
VERMONT	11/16/18	15	0	0	.000	0	0	.000	0	0	.000	0	0	0	1.0	0	0	0	0	0	0	0	3.7
vs Tennessee	11/21/18	7	0	1	.000	0	1	.000	1	2	.500	0	1	1	1.0	0	0	0	0	0	1	1	3.0
vs Marquette	11/23/18	25	2	3	.667	1	1	1.000	0	0	.000	0	0	0	0.8	1	0	3	1	0	1	5	3.4
MICHIGAN ST.	11/27/18	19	1	3	.333	0	1	.000	2	21	.000	0	0	0	0.7	2	0	1	0	0	0	4	3.5
at Seton Hall	12/01/18	23	2	5	.400	0	1	.000	0	0	.000	0	3	3	1.0	1	0	2	2	0	0	4	3.6
C. ARKANSAS	12/05/18	19	2	6	.333	1	3	.333	0	1	.000	0	3	3	1.3	1	0	1	0	0	2	5	3.8
at Indiana	12/08/18	11	0	0	.000	0	0	.000	0	0	.000	0	1	1	1.2	1	0	2	0	0	0	0	3.3
LIPSCOMB	12/12/18	* 18	0	2	.000	0	1	.000	2	21	.000	0	1	1	1.2	4	0	1	2	0	0	2	3.2
KENT STATE	12/15/18	* 24	3	4	.750	0	1	.000	3	4	.750	0	0	0	1.1	2	0	2	0	0	1	9	3.7
ROBERT MORRIS	12/21/18	* 26	0	1	.000	0	1	.000	0	0	.000	0	2	2	1.2	1	0	2	1	0	0	0	3.4

4 Khwan Fore Statistics (* at Louisville, ^ at Richmond)

Year	GP	GS	Min	Avg	FG	FGA	Pct	3FG	3FGA	Pct	FT	FTA	Pct	OReb	DReb	Reb	Avg	PF	FO	Ast	TO	Blk	Stl	Pts	Avg
2014-15 ^	2	0	15	7.5	1	3	.333	0	1	.000	0	0	.000	0	1	1	0.5	1	0	1	2	0	1	2	1.9
2015-16 ^	32	3	652	20.4	81	156	.519	12	33	.364	33	57	.579	26	72	98	3.1	73	1	46	31	2	38	207	6.5
2016-17 ^	35	35	1187	33.9	151	298	.507	14	42	.333	75	122	.615	38	108	146	4.2	105	5	86	62	13	54	391	11.2
2017-18 ^	29	26	931	32.1	117	244	.480	11	40	.275	74	113	.655	23	69	92	3.2	64	1	77	44	4	27	319	11.0
2018-19*	12	3	225	18.8	13	33	.394	3	13	.231	12	20	.600	0	14	14	1.2	16	0	16	7	0	5	41	3.4
TOTAL	110	67	3010	27.4	363	734	.495	40	129	.310	194	312	.622	87	264	351	3.2	258	7	226	146	19	125	960	8.8

5 Malik Williams

F/C 6-11 225 So. - 1L Ft. Wayne, Ind. (Snider HS)



- Has blocked a shot in 11 of 12 games this season, including a career-high four blocks against Seton Hall. He is seventh in the ACC with 20 blocked shots, seven more than he swatted his entire freshman season.

- Has averaged 9.3 points and 8.0 rebounds over the last three games while making 4-of-8 three-pointers.

- Produced a career-high 17 points against Southern in the second game of the season, adding five rebounds.

- Recorded his first career double-double with a career-high 13 rebounds and 10 points against Lipscomb.

- Started 12 games as a freshman, including the first 11 ACC games of the season. He averaged 5.3 points and 2.9 rebounds in his 12 starting assignments.

- Scored a season-high 14 points against Pittsburgh as a freshman while knocking down a career-high in three-pointers, making 4-of-5 shots from behind the arc.

- Started vs. Omaha and produced eight points, four rebounds and three blocked shots. Earned his second career start against Pittsburgh and finished with eight points and five rebounds, starting a streak of 11 straight starting roles.

- Pulled down a career-high six rebounds against Bryant.

- Averaged 23.6 points, 11.8 rebounds, 3.9 blocked shots and buried 44 three-pointers as a senior in leading Snider High School to a 17-7 record and the school's first Summit Athletic Conference championship since 2009. Snider advanced to the 4A sectional final before falling to eventual state runner-up North Side.

- Career rebounding and blocked shots leader for Snider.

- A first-team all-state choice, All-Summit Athletic Conference selection as a junior and senior and was one of four finalists for Indiana's Mr. Basketball.

- Born Aug. 26, 1998 ... Major is communication.

5 Malik Williams

Games With ...	Season	Career
Double-Figure scoring.....	3	6
5 or more rebounds.....	7	11
4 or more assists.....	0	0
A blocked shot.....	11	21
A steal.....	4	13
A three-pointer.....	5	15
20+ points.....	0	0

5 Malik Williams Season Highs

Points..... 17 vs. Southern (11/13/18)
 Reb. 10 vs. Lipscomb (12/12/18)
 Asst..... 2 vs. Indiana (12/8/18)
 Blocks 4 vs. Seton Hall (12/1/18)
 Steals 3 vs. Michigan State (11/27/18)
 FGM 5 vs. Southern (11/13/18)
 FGA 9 vs. Michigan State (11/27/18)
 3FGM 3 vs. Seton Hall (12/1/18)
 3FGA 5 vs. Michigan State (11/27/18)
 FT..... 7 vs. Southern (11/13/18)
 FTA..... 11 vs. Southern (11/13/18)

5 Malik Williams Career Highs

Points..... 17 vs. Southern (11/13/18)
 Reb. 10 vs. Lipscomb (12/12/18)
 Asst..... 2 (3 times, *latest*: vs. Indiana 12/8/18)
 Blocks 4 vs. Seton Hall (12/1/18)
 Steals 3 vs. Michigan State (11/27/18)
 FGM 5 twice (*latest*: vs. Southern, 11/13/18)
 FGA 9 vs. Michigan State (11/27/18)
 3FGM 4 vs. Pittsburgh (2/11/18)
 3FGA 5 (3 times, *latest*: vs. Michigan St., 11/27/18)
 FT..... 7 vs. Southern (11/13/18)
 FTA..... 11 vs. Southern (11/13/18)

5 Malik Williams Game-by-Game

Opponent	Date	GS	Min	FG	FGA	3-Point			FT	FTA	Rebounds			Avg	PF	FO	A	TO	Blk	Stl	Pts	Avg	
						Pct	FG	FGA			Pct	Off	Def										Tot
NICHOLLS ST.	11/08/18	15	2	3	.667	0	0	.000	0	2	.000	0	4	4	4.0	3	0	0	0	1	1	4	4.0
SOUTHERN	11/13/18	17	5	7	.714	0	1	.000	7	11	.636	2	3	5	4.5	2	0	0	1	0	1	17	10.5
VERMONT	11/16/18	15	2	4	.500	0	1	.000	1	3	.333	1	4	5	4.7	3	0	1	1	2	1	5	8.7
vs Tennessee	11/21/18	12	1	3	.333	0	0	.000	1	2	.500	2	1	3	4.3	4	0	1	1	1	0	3	7.3
vs Marquette	11/23/18	13	0	4	.000	0	1	.000	2	3	.667	1	3	4	4.2	3	0	1	0	1	0	2	6.2
MICHIGAN ST.	11/27/18	28	3	9	.333	1	5	.200	0	0	.000	0	3	3	4.0	3	0	0	0	1	3	7	6.3
at Seton Hall	12/01/18	12	2	3	.667	2	3	.667	0	0	.000	0	2	2	3.7	0	0	1	0	4	0	6	6.3
C. ARKANSAS	12/05/18	16	2	5	.400	1	3	.333	2	4	.500	1	5	6	4.0	1	0	0	0	1	0	7	6.4
at Indiana	12/08/18	15	1	5	.200	0	3	.000	0	0	.000	1	4	5	4.1	3	0	2	1	3	0	2	5.9
LIPSCOMB	12/12/18	17	3	8	.375	2	4	.500	2	4	.500	3	10	13	5.0	2	0	0	2	3	0	10	6.3
KENT STATE	12/15/18	19	3	6	.500	2	3	.667	5	5	1.000	4	1	5	5.0	3	0	0	1	1	0	13	6.9
ROBERT MORRIS	12/21/18	14	0	3	.000	0	1	.000	5	6	.833	2	4	6	5.1	1	0	0	0	2	0	5	6.8

5 Malik Williams Statistics

Year	GP	GS	Min	Avg	FG	FGA	Pct	3FG	3FGA	Pct	FT	FTA	Pct	OReb	DReb	Reb	Avg	PF	FO	Ast	TO	Blk	Stl	Pts	Avg
2017-18	32	12	337	10.5	46	110	.418	20	62	.323	11	16	.688	23	54	77	2.4	30	0	5	11	13	12	123	3.8
2018-19	12	0	193	16.1	24	60	.400	8	25	.320	25	40	.625	17	44	61	5.1	28	0	6	7	20	6	81	6.8
TOTAL	44	12	531	12.1	70	170	.412	28	87	.322	36	56	.643	40	98	138	3.1	58	0	11	18	33	18	204	4.6

13 V.J. King

G/F 6-6 190 Jr. - 2L Cleveland, Ohio (Paul VI Catholic HS / Fairfax, Va.)



- Team co-captain for the Cardinals with Christen Cunningham.
- Totaled a season-high 17 points against Central Arkansas, his 24th career double-figure scoring game. Also dished out a career-tying four assists and pulled down six rebounds in the game.
- Double-figure scorer in three games and a starter in five.
- Honored on the 2018 All-ACC Academic Team, the second year he earned the recognition.
- Starter at shooting guard as a sophomore when he scored in double figures in 14 games, including seven of the last 16 and nine of the last 20.
- Ranked fourth on the team in scoring with 8.6 points per game as a sophomore and was sixth on the team in three-point field goal percentage (.320).
- Scored a season-high 17 points his sophomore season against Purdue and Memphis and tied his career-high with three assists against Memphis.
- As a freshman, he led the team in free throw percentage (.821 46-of-56) and three-point field goal percentage (.421, 16-of-38; among players with over 20 attempts).
- Scored a career-high 24 points against Virginia as a freshman, finishing 3-of-5 from behind the arc and connecting on 5-of-6 from the free throw line.
- Won two gold medals with USA Basketball in the 2013 FIBA Americas U16 Championship in Maldonado, Uruguay; and the 2014 FIBA U17 World Championship in Dubai.
- A McDonald's All-America selection, King averaged 22.9 points, 9.6 rebounds, 2.5 assists and 2.1 steals as a senior in leading Paul VI (20-11) in Fairfax, Va. to the Virginia Independent Schools Athletic Association Division I state championship game.
- His father Vincent King played professional basketball in foreign countries for 10 years after scoring 1,037 points in his collegiate career at Indiana University of Pennsylvania from 1988-92.
- Born Jan. 22, 1997 ... Major is sport administration.

13 V.J. King		
Games With ...	Season	Career
Double-Figure scoring.....	3	24
5 or more rebounds.....	3	14
4 or more assists.....	1	2
A blocked shot.....	0	7
A steal.....	3	26
A three-pointer.....	3	30
20+ points.....	0	1

13 V.J. King Season Highs

- Points..... 17 vs. Central Arkansas (12/5/18)
- Reb. 7 vs. Marquette (11/23/18)
- Asst..... 4 vs. Central Arkansas (12/5/18)
- Blocks none
- Steals..... 2 vs. Seton Hall (12/1/18)
- FGM 8 vs. Central Arkansas (12/5/18)
- FGA 10 vs. Central Arkansas (12/5/18)
- 3FGM 1 (3 times, *latest*: vs. Marquette 11/23/18)
- 3FGA 3 vs. Tennessee (11/21/18)
vs. Marquette (11/23/18)
- FT..... 10 vs. Nicholls State (11/8/18)
- FTA..... 12 vs. Nicholls State (11/8/18)

13 V.J. King Career Highs

- Points..... 24 vs. Virginia (2/6/17)
- Reb. 8 vs. Southern Illinois (11/21/17)
- Asst..... 4 vs. Wake Forest (1/27/18)
vs. Central Arkansas (12/5/18)
- Blocks 1 (7 times, *latest*: vs. Duke (2/21)
- Steals..... 3 vs. Indiana (12/9/17)
- FGM 8 vs. Virginia (2/6/17)
vs. Central Arkansas (12/5/18)
- FGA 14 vs. Virginia (2/6/17)
- 3FGM 3 vs. William & Mary (11/14/16)
vs. Virginia (2/6/17)
- 3FGA 5 (3 times, *latest*: vs. Boston College, 1/21/18)
- FT..... 10 vs. Nicholls State (11/8/18)
- FTA..... 12 vs. Nicholls State (11/8/18)

13 V.J. King Game-by-Game

Opponent	Date	GS	Min	FG	FGA	Pct	3-Point			Rebounds			Avg	PF	FO	A	TO	Blk	Stl	Pts	Avg			
							FG	FGA	Pct	FT	FTA	Pct										Off	Def	Tot
NICHOLLS ST.	11/08/18	*	21	1	6	.167	0	2	.000	10	12	.833	0	6	6	6.0	0	0	1	1	0	12	12.0	
SOUTHERN	11/13/18	*	21	3	4	.750	1	2	.500	1	2	.500	0	3	3	4.5	3	0	2	4	0	0	8	10.0
VERMONT	11/16/18	*	21	4	8	.500	1	2	.500	5	7	.714	1	3	4	4.3	5	1	0	3	0	0	14	11.3
vs Tennessee	11/21/18	*	27	2	9	.222	0	3	.000	5	6	.833	0	3	3	4.0	0	0	2	1	0	0	9	10.8
vs Marquette	11/23/18	*	28	2	10	.200	1	3	.333	0	0	.000	3	4	7	4.6	3	0	0	0	0	2	5	9.6
MICHIGAN ST.	11/27/18		14	0	2	.000	0	1	.000	0	0	.000	0	2	2	4.2	0	0	0	0	0	0	0	8.0
at Seton Hall	12/01/18		10	2	4	.500	0	2	.000	0	0	.000	0	3	3	4.0	2	0	1	1	0	2	4	7.4
C. ARKANSAS	12/05/18		24	8	10	.800	0	2	.000	1	11	.000	1	5	6	4.3	2	0	4	1	0	1	17	8.6
at Indiana	12/08/18		12	0	1	.000	0	0	.000	0	0	.000	0	0	0	3.8	2	0	0	1	0	0	0	7.7
LIPSCOMB	12/12/18		8	0	2	.000	0	1	.000	0	0	.000	1	1	2	3.6	0	0	0	1	0	0	0	6.9
KENT STATE	12/15/18		17	0	1	.000	0	0	.000	0	0	.000	0	3	3	3.5	1	0	0	2	0	0	0	6.3
ROBERT MORRIS	12/21/18		15	2	3	.667	0	0	.000	0	0	.000	1	2	3	3.5	0	0	0	2	0	0	4	6.1

13 V.J. King Statistics

Year	GP	GS	Min	Avg	FG	FGA	Pct	3FG	3FGA	Pct	FT	FTA	Pct	OReb	DReb	Reb	Avg	PF	FO	Ast	TO	Blk	Stl	Pts	Avg
2016-17	33	7	445	13.5	60	139	.432	16	38	.421	46	56	.821	17	51	68	2.1	25	0	16	22	3	7	182	5.5
2017-18	36	36	914	25.4	106	266	.398	24	75	.320	72	98	.735	23	97	120	3.3	63	1	32	51	4	21	308	8.6
2018-19	12	5	218	18.2	24	60	.400	3	18	.167	22	28	.786	7	35	42	3.5	18	1	10	17	0	5	73	6.1
TOTAL	81	48	1577	19.5	190	465	.409	43	131	.328	140	182	.769	47	183	230	2.8	106	2	58	90	7	33	563	7.0

23 Steven Enoch

F/C 6-11 245 R-Jr. - Tr. Norwalk, Conn. (University of Connecticut)

- Transfer from the Univ. of Connecticut, where he played two years (2015-17).
- Has made 29-of-33 free throws (.879).
- Scored a career-high 16 points against Robert Morris and Central Arkansas.

- Double figure scorer in six games.

- Tied for 10th in scoring in a UofL career debut with 15 points against

Nicholls in the Cardinals' opener. He added eight rebounds, a pair of blocked shots and his 9-of-9 free throws ties a debut record, also accomplished by Jerry Smith in a 100-87 victory over Northwestern State on Nov. 18, 2006.

- Averaged 3.4 points, 2.3 rebounds and 12.1 minutes in 29 games during the 2016-17 season for UConn, starting three games for the Huskies as a sophomore.

- Scored a career-high 15 points against USF as a sophomore, making all six of his shots from the field. He totaled career-bests with four blocked shots and seven rebounds against North Florida, adding seven points in the game.

- Played in 27 games as a freshman at UConn, totaling 44 points and 40 rebounds for the year.

- Played for the Armenian National Team in the July 2016 FIBA U20 Division B European Championships in Chalkida, Greece. Led his team averaging 17.3 points, 15.2 rebounds and 2.2 blocks.

- Before his time at UConn, Enoch was named the 2014-15 Gatorade Connecticut Boys Basketball Player of the Year as a senior at St. Thomas More in Uncasville, Conn., where he averaged 15.0 points and 11.0 rebounds in helping his team post a 29-9 record and reach the semifinals of the Class AAA New England Prep School Athletic Council.

- Born Sept. 18, 1997 ... Major is communication.



23 Steven Enoch

Games With ...	Season	Career
Double-Figure scoring.....	6	6
5 or more rebounds.....	6	6
4 or more assists.....	0	0
A blocked shot.....	7	7
A steal.....	2	2
A three-pointer.....	3	3
20+ points.....	0	0

23 Steven Enoch

Season/Career Highs at Louisville

- Points..... 16 vs. Central Arkansas (12/5/18)
vs. Robert Morris (12/21/18)
- Reb. 9 vs. Central Arkansas (12/5/18)
- Asst..... 1 vs. Nicholls State (11/8/18)
vs. Indiana (12/8/18)
- Blocks 3 vs. Robert Morris (12/21/18)
- Steals..... 1 vs. Robert Morris (12/21/18)
- FGM 7 vs. Central Arkansas (12/5/18)
- FGA 10 vs. Central Arkansas (12/5/18)
vs. Lipscomb (12/12/18)
- 3FGM 1 (3 times, *latest*: vs. Michigan St., 11/27/18)
- 3FGA 2 vs. Marquette (11/23/18)
vs. Lipscomb (12/12/18)
- FT..... 9 vs. Nicholls State (11/8/18)
- FTA..... 9 vs. Nicholls State (11/8/18)

23 Steven Enoch Game-by-Game

Opponent	Date	GS	Min	FG	FGA	3-Point			FT	FTA	Rebounds			Avg	PF	FO	A	TO	Blk	Stl	Pts	Avg	
						Pct	FG	FGA			Pct	Off	Def										Tot
NICHOLLS ST.	11/08/18	*	24	3	4	.750	0	0	.000	9	91.000	2	6	8	8.0	1	0	1	3	2	0	15	15.0
SOUTHERN	11/13/18	*	12	4	5	.800	0	0	.000	5	51.000	2	2	4	6.0	3	0	0	1	1	0	13	14.0
VERMONT	11/16/18	*	27	6	8	.750	1	11.000	1	3	.333	1	2	3	5.0	3	0	0	1	0	0	14	14.0
vs Tennessee	11/21/18	*	13	0	2	.000	0	0	.000	0	0.000	1	1	2	4.3	4	0	0	2	0	0	10	10.5
vs Marquette	11/23/18	*	22	3	8	.375	1	2	.500	3	4.750	1	4	5	4.4	0	0	0	1	2	0	10	10.4
MICHIGAN ST.	11/27/18	*	7	1	3	.333	1	11.000	0	0	.000	0	1	1	3.8	3	0	0	0	0	0	3	9.2
at Seton Hall	12/01/18	*	23	3	5	.600	0	0	.000	2	21.000	2	1	3	3.7	3	0	0	0	1	0	8	9.0
C. ARKANSAS	12/05/18	*	18	7	10	.700	0	0	.000	2	21.000	1	8	9	4.4	2	0	0	0	0	0	16	9.9
at Indiana	12/08/18	*	19	3	3	1.000	0	0	.000	0	0.000	1	4	5	4.4	4	0	1	1	1	0	6	9.4
LIPSCOMB	12/12/18	*	20	2	10	.200	0	2	.000	1	11.000	1	6	7	4.7	2	0	0	2	0	0	5	9.0
KENT STATE	12/15/18	*	18	2	3	.667	0	0	.000	0	0.000	0	3	3	4.5	2	0	0	1	1	1	4	8.5
ROBERT MORRIS	12/21/18	*	22	5	9	.556	0	0	.000	6	7.857	1	4	5	4.6	3	0	0	1	3	1	16	9.2

23 Steven Enoch statistics

Year	GP	GS	Min	Avg	FG	FGA	Pct	3FG	3FGA	Pct	FT	FTA	Pct	OReb	DReb	Reb	Avg	PF	FO	Ast	TO	Blk	Stl	Pts	Avg
2018-19	12	12	225	18.8	39	70	.557	3	6	.500	29	33	.879	13	42	55	4.6	30	0	2	13	11	2	110	9.2
TOTAL	12	12	225	18.8	39	70	.557	3	6	.500	29	33	.879	13	42	55	4.6	30	0	2	13	11	2	110	9.2

24 Dwayne Sutton

G/F 6-5 215 Jr. - 1L Louisville, Ky. (Manual HS / UNC Asheville)



- Starting forward in the first 12 games of the season.
- Scored a season-high 16 points against Kent State while pulling down seven rebounds and dishing out a career-high four assists.
- Has grabbed at least four rebounds in all 12 games this year, ranking second on the team in rebounding with 6.2 per game (20th in the ACC).
- Led the Cardinals with 12 points and nine rebounds at Seton Hall in UofL's first road victory of the season.
- Scored 14 points against Lipscomb, while knocking down 5-of-5 from the line and tying a season best with nine rebounds.
- Over the last 13 games of his sophomore season, he averaged 5.0 points and 4.9 rebounds while connecting on 50 percent from the field (22-of-44), averaging 18.8 minutes per game in that stretch.
- Started the final three games of the season and four for the year.
- Earned his first start against Virginia Tech, finishing the game with a career-high 17 points and 11 rebounds for his first career double-double. He also knocked down a career-high 6-of-8 free throws.
- Finished with 10 points, six rebounds and a career-high three blocks against Florida State in the ACC Tournament.
- Redshirted the 2016-17 season as a walk-on after transferring to Louisville following his freshman year at UNC Asheville. He earned a scholarship for the 2017-18 season.
- Was UNC Asheville's second-leading scorer and top rebounder in 2015-16, averaging 12.0 points and 7.7 rebounds as a freshman.
- Earned Big South Tournament MVP when he produced season highs of 25 points and 18 rebounds against Winthrop in the championship game of the Big South Tournament.
- Scored in double digits on 21 occasions and grabbed eight or more rebounds in 16 games and had three or more steals in six games.
- The Seventh Region Player of the Year and first team all-state selection in 2014-15, Sutton led Manual High School to a 25-6 record and their first regional final appearance in 15 years.
- Born Feb. 26, 1997 ... Major is sport administration.

24 Dwayne Sutton		
Games With ...	Season	Career
Double-Figure scoring.....	6	7
5 or more rebounds.....	11	23
4 or more assists.....	1	1
A blocked shot.....	3	11
A steal.....	10	30
A three-pointer.....	10	11
20+ points.....	0	0

24 Dwayne Sutton Season Highs

- Points..... 16 vs. Kent State (12/15/18)
- Reb. 9 vs. Seton Hall (12/1/18)
vs. Lipscomb (12/12/18)
- Asst..... 4 vs. Kent State (12/15/18)
- Blocks 1 (3 times, *latest*: vs. Lipscomb, 12/12/18)
- Steals 2 vs. Marquette (11/23/18)
- FGM 5 vs. Kent State (12/15/18)
vs. Robert Morris (12/21/18)
- FGA 10 vs. Lipscomb (12/12/18)
vs. Kent State (12/15/18)
- 3FGM 4 vs. Tennessee (11/21/18)
- 3FGA 6 vs. Tennessee (11/21/18)
vs. Seton Hall (12/1/18)
- FT..... 6 vs. Nicholls State (11/8/18)
- FTA..... 8 vs. Nicholls State (11/8/18)

24 Dwayne Sutton Career Highs

- Points..... 17 vs. Virginia Tech (2/24/18)
- Reb. 11 vs. Virginia Tech (2/24/18)
- Asst..... 4 vs. Kent State (12/15/18)
- Blocks 3 vs. Florida State (3/7/18)
- Steals 3 vs. Virginia Tech (1/13/18)
- FGM 5 vs. Kent State (12/15/18)
vs. Robert Morris (12/21/18)
- FGA 10 vs. Lipscomb (12/12/18)
vs. Kent State (12/15/18)
- 3FGM 4 vs. Tennessee (11/21/18)
- 3FGA 6 twice (*latest*: vs. Seton Hall (12/1/18))
- FT..... 6 vs. Virginia Tech (2/24/18)
vs. Nicholls State (11/8/18)
- FTA..... 8 vs. Virginia Tech (2/24/18)
vs. Nicholls State (11/8/18)

24 Dwayne Sutton Game-by-Game


Opponent	Date	GS	Min	FG	FGA	Pct	3-Point			FT	FTA	Pct	Rebounds			Avg	PF	FO	A	TO	Blk	Stl	Pts	Avg
							FG	FGA	Pct				Off	Def	Tot									
NICHOLLS ST.	11/08/18	*	35	1	4	.250	1	2	.500	6	8	.750	2	4	6	6.0	0	0	2	2	0	1	9	9.0
SOUTHERN	11/13/18	*	22	1	2	.500	0	1	.000	0	0	.000	2	3	5	5.5	3	0	3	1	0	1	2	5.5
VERMONT	11/16/18	*	28	1	3	.333	0	2	.000	2	3	.667	1	4	5	5.3	2	0	1	1	0	0	4	5.0
vs Tennessee	11/21/18	*	25	4	8	.500	4	6	.667	0	0	.000	2	3	5	5.3	5	1	1	0	0	11	6.8	
vs Marquette	11/23/18	*	32	2	5	.400	1	2	.500	0	0	.000	3	3	6	5.4	5	1	0	4	1	2	5	6.4
MICHIGAN ST.	11/27/18	*	37	3	8	.375	2	4	.500	5	6	.833	1	5	6	5.5	2	0	0	1	1	11	7.5	
at Seton Hall	12/01/18	*	39	4	9	.444	2	6	.333	2	21.000	2	7	9	6.0	0	0	1	1	0	0	12	8.1	
C. ARKANSAS	12/05/18	*	24	2	4	.500	1	3	.333	2	21.000	1	3	4	5.8	3	0	2	2	0	1	7	8.0	
at Indiana	12/08/18	*	30	3	9	.333	1	5	.200	1	2	.500	2	3	5	5.7	5	1	1	0	0	1	8	8.0
LIPSCOMB	12/12/18	*	35	4	10	.400	1	2	.500	5	51.000	4	5	9	6.0	3	0	3	0	1	1	14	8.6	
KENT STATE	12/15/18	*	28	5	10	.500	2	3	.667	4	6	.667	2	5	7	6.1	4	0	4	1	0	11	9.3	
ROBERT MORRIS	12/21/18	*	31	5	7	.714	2	2	21.000	2	21.000	2	5	7	6.2	2	0	1	1	0	1	14	9.7	

24 Dwayne Sutton Statistics

Year	GP	GS	Min	Avg	FG	FGA	Pct	3FG	3FGA	Pct	FT	FTA	Pct	OReb	DReb	Reb	Avg	PF	FO	Ast	TO	Blk	Stl	Pts	Avg
2017-18	36	4	548	15.2	53	119	.445	17	48	.354	30	44	.682	40	104	144	4.0	70	1	21	17	13	30	153	4.3
2018-19	12	12	366	30.5	35	79	.443	17	38	.447	29	36	.806	24	50	74	6.2	34	3	19	14	3	11	116	9.7
TOTAL	48	16	914	19.0	88	198	.444	34	86	.395	59	80	.738	64	154	218	4.5	104	4	40	31	16	41	269	5.6

30 Ryan McMahon

G 6-0 180 Jr. - 2L Sarasota, Fla. (Cardinal Mooney HS)



- Ranks sixth in the nation in free throw percentage, connecting on 93.9 percent on the year (31-of-33).
- Hit a three-pointer with 36 seconds remaining to stretch a tight Cardinals lead to four-points in UofL's win at Seton Hall.
- Scored a career-high 24 points to lead the Cards in scoring against No. 9 Michigan State, while knocking down 12-of-13 free throws (including 7-of-8 in overtime).
- Seventeen of his 26 field goals this season are three-pointers, and 52 of his 66 field goal attempts are from three-point range.
- Handed out a career-best six assists against Southern, adding eight points.
- As a sophomore last season, he connected on 25-of-60 three-pointers in UofL's 18 ACC games (.417). He scored at least nine points in nine games and made a three-pointer in 23 of his 29 games.
- Scored 10 points against Northern Kentucky and tied a career-high with 15 points against Middle Tennessee in the NIT, his fifth and sixth double-figure scoring games of the season. He made 7-of-13 threes in the three NIT games.
- Tied a career-high with 15 points against Albany, connecting on a career-high five threes.
- 42 of his 54 field goals as a sophomore were three-pointers and 19 of his 20 field goals as a freshman were three-pointers.
- Redshirted during the 2015-16 season.
- Averaged 26.4 points, 3.3 assists, 3.0 rebounds and 2.5 steals as a senior in 2014-15 in leading Cardinal Mooney to a 26-4 record and the state final four for the first time in school history.
- Honored as the 2015 Florida Class 3A Player of the Year, he was third in the 2015 voting for Florida Mr. Basketball.
- His father Dave played basketball at Valparaiso, his mother Kim played volleyball and his sister played volleyball at Jacksonville.
- Born Sept. 22, 1996 ...Major is marketing (business).

30 Ryan McMahon		
Games With ...	Season	Career
Double-Figure scoring.....	2	9
5 or more rebounds.....	0	0
4 or more assists.....	2	6
A blocked shot.....	1	5
A steal.....	6	24
A three-pointer.....	8	41
20+ points.....	1	1

30 Ryan McMahon Season Highs

- Points..... 24 vs. Michigan State (11/27/18)
- Reb..... 4 vs. Seton Hall (12/1/18)
- Asst..... 6 vs. Southern (11/13/18)
- Blocks..... 1 vs. Tennessee (11/21/18)
- Steals..... 2 vs. Nicholls State (11/8/18)
- FGM..... 4 vs. Michigan State (11/27/18)
- FGA..... 8 vs. Michigan State (11/27/18)
vs. Seton Hall (12/1/18)
- 3FGM..... 4 vs. Michigan State (11/27/18)
- 3FGA..... 7 vs. Michigan State (11/27/18)
vs. Seton Hall (12/1/18)
- FT..... 12 vs. Michigan State (11/27/18)
- FTA..... 13 vs. Michigan State (11/27/18)

30 Ryan McMahon Career Highs

- Points..... 24 vs. Michigan State (11/27/18)
- Reb..... 5 vs. Georgia Tech (2/8/18)
- Asst..... 6 vs. Southern (11/13/18)
- Blocks..... 1 (5 times, *latest*: vs. Tennessee, 11/21/18)
- Steals..... 4 vs. Georgia Tech (2/8/18)
- FGM..... 5 (3 times, *latest*: vs. Pittsburgh, 1/24/17)
- FGA..... 10 vs. Albany (12/20/17)
- 3FGM..... 5 vs. Pittsburgh 1/24/17
vs. Albany (12/10/17)
- 3FGA..... 8 vs. Albany (12/20/17)
- FT..... 12 vs. Michigan State (11/27/18)
- FTA..... 13 vs. Michigan State (11/27/18)

30 Ryan McMahon Game-by-Game

Opponent	Date	GS	Min	FG	FGA	3-Point			Rebounds			Avg PF	FO	A	TO	Blk	Stl	Pts	Avg				
						Pct	FG	FGA	Pct	FT	FTA									Pct	Off	Def	Tot
NICHOLLS ST.	11/08/18	16	3	5	.600	2	4	.500	0	0	.000	0	1	1	1.0	1	0	0	1	0	2	8	8.0
SOUTHERN	11/13/18	21	2	4	.500	2	4	.500	2	21.000	0	1	1	1.0	1	0	6	0	0	1	8	8.0	
VERMONT	11/16/18	18	0	2	.000	0	1	.000	8	81.000	0	2	2	1.3	2	0	3	0	0	1	8	8.0	
vs Tennessee	11/21/18	21	2	6	.333	2	6	.333	0	0	.000	0	0	1.0	0	0	2	1	1	0	6	7.5	
vs Marquette	11/23/18 *	16	3	6	.500	0	2	.000	0	0	.000	0	1	1	1.0	2	0	0	2	0	0	6	7.2
MICHIGAN ST.	11/27/18	20	4	8	.500	4	7	.571	12	13	.923	0	1	1	1.0	1	0	1	2	0	24	10.0	
at Seton Hall	12/01/18	17	3	8	.375	3	7	.429	0	0	.000	0	4	4	1.4	1	0	1	3	0	0	9	9.9
C. ARKANSAS	12/05/18	17	1	5	.200	1	5	.200	0	0	.000	0	1	1	1.4	2	0	2	1	0	0	3	9.0
at Indiana	12/08/18	23	3	7	.429	2	6	.333	3	31.000	0	1	1	1.3	3	0	1	1	0	1	11	9.2	
LIPSCOMB	12/12/18	23	2	6	.333	1	5	.200	4	41.000	0	2	2	1.4	3	0	2	0	0	1	9	9.2	
KENT STATE	12/15/18	16	1	4	.250	0	2	.000	0	0	.000	0	1	1	1.4	2	0	2	1	0	0	2	8.5
ROBERT MORRIS	12/21/18	26	2	5	.400	0	3	.000	2	3	.667	0	1	1	1.3	1	0	4	3	0	1	6	8.3

30 Ryan McMahon Statistics

Year	GP	GS	Min	Avg	FG	FGA	Pct	3FG	3FGA	Pct	FT	FTA	Pct	OReb	DReb	Reb	Avg	PF	FO	Ast	TO	Blk	Stl	Pts	Avg
2016-17	28	0	176	6.3	20	60	.333	19	52	.365	12	14	.857	2	12	14	0.5	30	0	17	10	2	6	71	2.5
2017-18	29	0	452	15.6	54	128	.422	42	103	.408	27	32	.844	5	27	32	1.1	48	0	44	30	2	25	177	6.1
2018-19	12	1	234	19.5	26	66	.394	17	52	.327	31	33	.939	0	16	16	1.3	19	0	24	15	1	7	100	8.3
TOTAL	69	1	862	12.5	100	254	.394	78	207	.377	70	79	.886	7	55	62	0.9	97	0	85	55	5	38	348	5.0

33 Jordan Nwora

F 6-7 215 So. - 1L Buffalo, N.Y. (Vermont Academy / Saxtons River, Vt.)



- Last name is pronounced WOR-uh (silent N).
- Top scorer (17.8 ppg, sixth in the ACC) and rebounder (8.5, eighth in the ACC) for the Cardinals.

■ In his last five games, Nwora has averaged 19.8 points, 10.2 rebounds and shot 55.6 percent from the field, including making 16-of-28 three-pointers (.571).

■ Has scored in double digits in 11 of 12 games this season, including 20 or more in six games.

■ Most improved scorer in the ACC this season, rising 12.1 points from last season (17-18: 5.7 ppg, 18-19: 17.8 ppg).

■ Scored a career-high 24 points against Indiana, while pulling down a career-best 14 rebounds for his second double-double of the season.

■ Named to the 2018 NIT Season Tip-Off All-Tournament team along with Sam Hauser of Marquette, Jordan Boond and Grant Williams of Tennessee, and Lagerald Vick and Dedric Lawson (MVP) of Kansas. Nwora averaged 19.0 points and 8.5 rebounds in two games in the event against Tennessee and Marquette.

■ First UofL player in 17 years to score 20 or more in at least six of the first 12 games (since Reece Gaines in 2001-02). He is the first sophomore or freshman with 20 or more in at least six of the first 12 games in 41 years, since Darrell Griffith accomplished that feat in 1977-78. Nwora scored the Cardinals' first 11 points against Lipscomb en route to a 22-point, nine-rebound effort.

■ Scored 23 points against Tennessee, passing his previous high of 22 points against Vermont, and recorded his first double-double with a career high 10 rebounds.

■ First underclassman with three straight 20-point scoring efforts since Donovan Mitchell on Feb. 18-26, 2017.

■ Honored on the 2018 All-ACC Academic Team.

■ UofL was 8-1 when Nwora scored in double figures his freshman year.

■ ACC Rookie of the Week for games Feb. 5-11 when he averaged 12.0 points, 3.3 rebounds, shot 59.1 percent from the field and made 7-of-11 three-pointers (.636) as UofL won two of three games.

■ Played for the Nigeria national team in the 2018 FIBA World Cup African Qualifiers June 29-July 1 in Lagos, Nigeria. In three games, Nwora tied for the average scoring lead among all players in the 16-team event with a 21.7 average in his three games. His 8.0 rebounding average was 10th. He scored 36 points for Nigeria in a 93-53 victory over Mali on July 1. Nwora has dual citizenship with Nigeria. His father Alex serves as the head coach of the Nigerian team.

■ His father Alex Nwora has been the head men's basketball coach at Erie Community College in Buffalo, N.Y. since 1999. He played basketball at Daemen College, where he is the career rebounding leader with 1,104 rebounds ranks sixth in career scoring with 1,514 points (1989-93).

■ Born Sept. 9, 1998 ... Major is exercise science.

33 Jordan Nwora

Games With ...	Season	Career
Double-Figure scoring.....	11	20
5 or more rebounds.....	12	15
4 or more assists.....	0	0
A blocked shot.....	5	8
A steal.....	9	22
A three-pointer.....	9	21
20+ points.....	6	6

33 Jordan Nwora Season Highs

- Points..... 24 vs. Indiana (12/8/18)
- Reb. 14 vs. Indiana (12/8/18)
- Asst..... 3 vs. Central Arkansas (12/5/18)
- Blocks 1 (5 times, *latest*: vs. Robert Morris (12/21/18))
- Steals 3 vs. Indiana (12/8/18)
- FGM 8 (3 times, *latest*: vs. Lipscomb, 12/12/18)
- FGA 17 vs. Indiana (12/8/18)
- 3FGM 4 (3 times, *latest*: vs. Indiana 12/8/18)
- 3FGA 9 vs. Tennessee (11/21/18)
- FT..... 6 vs. Nicholls (11/8/18)
- vs. Michigan State (11/27/18)
- FTA..... 9 vs. Michigan State (11/27/18)

33 Jordan Nwora Career Highs

- Points..... 24 vs. Indiana (12/8/18)
- Reb. 14 vs. Indiana (12/8/18)
- Asst..... 3 vs. Wake Forest (1/27/18)
- vs. Central Arkansas (12/5/18)
- Blocks 1 (8 times, *latest*: vs. Robert Morris (12/21/18))
- Steals 4 vs. Georgia Tech (2/8/18)
- FGM 8 (3 times, *latest*: vs. Lipscomb, 12/12/18)
- FGA 17 vs. Indiana (12/8/18)
- 3FGM 5 vs. Georgia Tech (2/8/18)
- 3FGA 9 vs. Tennessee (11/21/18)
- FT..... 6 vs. Nicholls (11/8/18)
- vs. Michigan State (11/27/18)
- FTA..... 9 vs. Michigan State (11/27/18)

33 Jordan Nwora Game-by-Game

Opponent	Date	GS	Min	FG	FGA	3-Point			Rebounds			PF	FO	A	TO	Blk	Stl	Pts	Avg				
						Pct	FG	FGA	Pct	FT	FTA									Pct	Off	Def	Tot
NICHOLLS ST.	11/08/18	24	3	10	.300	0	4	.000	6	8	.750	0	7	7	7.0	3	0	1	3	0	2	12	12.0
SOUTHERN	11/13/18	18	7	11	.636	1	3	.333	5	6	.833	3	4	7	7.0	2	0	0	0	1	2	20	16.0
VERMONT	11/16/18	29	7	11	.636	4	7	.571	4	41	1.000	1	4	5	6.3	2	0	1	2	0	0	22	18.0
vs Tennessee	11/21/18	26	8	15	.533	3	9	.333	4	5	.800	1	9	10	7.3	0	0	8	1	0	23	19.3	
vs Marquette	11/23/18	30	5	12	.417	0	3	.000	5	51	1.000	0	7	7	7.2	3	0	2	0	0	1	15	18.4
MICHIGAN ST.	11/27/18	* 39	3	9	.333	2	7	.286	6	9	.667	0	9	9	7.5	0	0	1	4	0	1	14	17.7
at Seton Hall	12/01/18	* 28	2	8	.250	0	4	.000	5	6	.833	1	5	6	7.3	0	0	2	2	1	0	9	16.4
C. ARKANSAS	12/05/18	* 20	7	10	.700	4	4	1.000	3	6	.500	1	4	5	7.0	2	0	3	1	1	1	21	17.0
at Indiana	12/08/18	* 38	8	17	.471	4	8	.500	4	6	.667	3	11	14	7.8	1	0	2	1	0	3	24	17.8
LIPSCOMB	12/12/18	* 36	8	13	.615	3	6	.500	3	4	.750	3	6	9	7.9	0	0	2	4	0	2	22	18.2
KENT STATE	12/15/18	* 27	5	11	.455	3	6	.500	0	0	.000	3	7	10	8.1	1	0	1	1	0	1	13	17.7
ROBERT MORRIS	12/21/18	* 35	7	12	.583	2	4	.500	3	5	.600	3	10	13	8.5	3	0	0	4	1	1	19	17.8

33 Jordan Nwora Statistics

Year	GP	GS	Min	Avg	FG	FGA	Pct	3FG	3FGA	Pct	FT	FTA	Pct	OReb	DReb	Reb	Avg	PF	FO	Ast	TO	Blk	Stl	Pts	Avg
2017-18	28	0	336	12.0	52	112	.464	25	57	.439	30	39	.769	15	47	62	2.2	35	0	11	23	3	17	159	5.7
2018-19	12	7	350	29.2	70	139	.504	26	65	.400	48	64	.750	19	83	102	8.5	17	0	15	30	5	14	214	17.8
TOTAL	40	7	686	17.2	122	251	.486	51	122	.418	78	103	.757	34	130	164	4.1	52	0	26	53	8	31	373	9.3



2018-19 Louisville Men's Basketball
Louisville Combined Team Statistics (as of Dec 21, 2018)
All games



RECORD:	OVERALL	HOME	AWAY	NEUTRAL
ALL GAMES	9-3	8-0	1-1	0-2
CONFERENCE	0-0	0-0	0-0	0-0
NON-CONFERENCE	9-3	8-0	1-1	0-2

#	Player	gp-gs	min	avg	Total		3-Point		F-Throw		Rebounds					pts	avg					
					fg-fga	fg%	3fg-fga	3fg%	ft-fga	ft%	off	def	tot	avg	pf			dq	a	to	blk	stl
33	NWORA, Jordan	12-7	350	29.2	70-139	.504	26-65	.400	48-64	.750	19	83	102	8.5	17	0	15	30	5	14	214	17.8
24	SUTTON, Dwayne	12-12	366	30.5	35-79	.443	17-38	.447	29-36	.806	24	50	74	6.2	34	3	19	14	3	11	116	9.7
23	ENOCH, Steven	12-12	225	18.8	39-70	.557	3-6	.500	29-33	.879	13	42	55	4.6	30	0	2	13	11	2	110	9.2
01	CUNNINGHAM, Christ	11-11	276	25.1	29-67	.433	10-26	.385	27-36	.750	1	15	16	1.5	13	0	34	17	1	5	95	8.6
30	McMAHON, Ryan	12-1	234	19.5	26-66	.394	17-52	.327	31-33	.939	0	16	16	1.3	19	0	24	15	1	7	100	8.3
02	PERRY, Darius	12-9	258	21.5	30-59	.508	11-29	.379	23-27	.852	3	15	18	1.5	33	0	28	18	0	7	94	7.8
05	WILLIAMS, Malik	12-0	193	16.1	24-60	.400	8-25	.320	25-40	.625	17	44	61	5.1	28	0	6	7	20	6	81	6.8
13	KING, V.J.	12-5	218	18.2	24-60	.400	3-18	.167	22-28	.786	7	35	42	3.5	18	1	10	17	0	5	73	6.1
04	FORE, Khwan	12-3	225	18.8	13-33	.394	3-13	.231	12-20	.600	0	14	14	1.2	16	0	16	7	0	5	41	3.4
00	AGAU, Akoy	10-0	82	8.2	8-20	.400	0-0	.000	15-21	.714	15	16	31	3.1	11	1	3	6	4	1	31	3.1
12	REDDING, Jacob	2-0	7	3.5	2-3	.667	2-3	.667	0-0	.000	0	2	2	1.0	1	0	0	0	0	0	6	3.0
03	GRIFFIN, Jo	3-0	13	4.3	1-2	.500	0-1	.000	0-0	.000	0	0	0	0.0	0	0	0	0	0	0	2	0.7
10	BATTAILE, Wyatt	2-0	6	3.0	0-3	.000	0-3	.000	0-0	.000	0	1	1	0.5	0	0	0	1	0	0	0	0.0
Team											17	10	27		1		3					
Total.....		12	2453		301-661	.455	100-279	.358	261-338	.772	116	343	459	38.2	221	5	157	148	45	63	963	80.2
Opponents.....		12	2453		290-700	.414	87-249	.349	155-220	.705	100	286	386	32.2	283	-	147	142	39	63	822	68.5

TEAM STATISTICS	LOU	OPP	Date	Opponent	Score	Att.
SCORING	963	822	11/08/18	NICHOLLS ST.	W 85-72	15355
Points per game	80.2	68.5	11/13/18	SOUTHERN U.	W 104-54	14939
Scoring margin	+11.8	-	11/16/18	VERMONT	W 86-78	15977
FIELD GOALS-ATT	301-661	290-700	11/21/18	vs Tennessee	L 81-92	4981
Field goal pct	.455	.414	11/23/18	vs Marquette	Lot 74-77	5491
3 POINT FG-ATT	100-279	87-249	11/27/18	MICHIGAN ST.	Wot 82-78	15477
3-point FG pct	.358	.349	12/01/18	at Seton Hall	W 70-65	8505
3-pt FG made per game	8.3	7.3	12/05/18	CENTRAL ARKANSAS	W 86-41	14920
FREE THROWS-ATT	261-338	155-220	12/08/18	at Indiana	L 67-68	17222
Free throw pct	.772	.705	12/12/18	LIPSCOMB	W 72-68	14197
F-Throws made per game	21.8	12.9	12/15/18	KENT ST.	W 83-70	15117
REBOUNDS	459	386	12/21/18	ROBERT MORRIS	W 73-59	16249
Rebounds per game	38.2	32.2				
Rebounding margin	+6.1	-				
ASSISTS	157	147				
Assists per game	13.1	12.3				
TURNOVERS	148	142				
Turnovers per game	12.3	11.8				
Turnover margin	-0.5	-				
Assist/turnover ratio	1.1	1.0				
STEALS	63	63				
Steals per game	5.3	5.3				
BLOCKS	45	39				
Blocks per game	3.8	3.3				
ATTENDANCE	122231	36199				
Home games-Avg/Game	8-15279	2-12864				
Neutral site-Avg/Game	-	2-5236				

* = Conference game

Score by Periods	1st	2nd	OT	Totals
Louisville	471	471	21	963
Opponents	367	435	20	822

2018-19 Louisville Men's Basketball Game-by-Game Team Statistics

Teams	FG-FGA	Pct	3Pt-Att	Pct	FT-FTA	Pct	O	D	Reb	PF-D	Asst	TO	Blk	Stl	1H	2H	OT	TOT
Nicholls	24-63	.381	12-31	.387	12-16	.750	8	22	30	38-5	13	12	3	5	25	47		72
LOUISVILLE	19-40	.475	5-15	.333	42-55	.764	5	34	39	12-0	8	13	3	7	35	50		85
Southern	18-46	.391	3-10	.300	15-24	.625	8	14	22	39-3	6	23	0	2	22	32		54
LOUISVILLE	32-55	.582	9-25	.360	31-39	.795	14	23	37	26-0	17	13	3	5	49	55		104
Vermont	26-53	.491	9-23	.391	17-19	.895	4	20	24	26-1	9	8	1	5	35	43		78
LOUISVILLE	26-49	.531	8-19	.421	26-33	.788	7	23	30	21-1	14	10	2	2	45	41		86
Tennessee	34-63	.540	8-22	.364	16-25	.640	10	28	38	19-0	22	10	8	5	45	47		92
LOUISVILLE	26-59	.441	11-28	.393	18-24	.750	9	23	32	21-1	15	14	3	7	40	41		81
Marquette	25-63	.397	7-18	.389	20-23	.870	11	29	40	21-1	10	10	5	6	30	38	9	77
LOUISVILLE	26-69	.377	6-20	.300	16-21	.762	14	27	41	20-1	11	9	4	6	35	33	6	74
Michigan State	28-59	.475	8-20	.400	14-23	.609	11	36	47	29-1	14	17	3	5	32	35	11	78
LOUISVILLE	21-53	.396	10-29	.345	30-41	.732	4	26	30	21-1	9	10	4	6	38	29	15	82
Seton Hall	25-62	.483	3-18	.167	12-15	.800	6	22	28	15-0	11	7	4	6	34	31		65
LOUISVILLE	25-57	.439	9-27	.333	11-12	.917	10	32	42	14-0	13	16	7	4	36	34		70
Central Arkansas	16-64	.250	5-24	.208	4-7	.571	11	25	36	21-0	6	15	1	2	23	18		41
LOUISVILLE	31-60	.517	9-28	.321	15-22	.682	8	40	48	15-0	20	11	2	5	52	34		86
Indiana	24-49	.490	4-14	.286	16-25	.640	3	30	33	13-0	10	10	2	6	28	40		68
LOUISVILLE	23-60	.383	11-32	.344	10-13	.769	9	27	36	22-1	14	9	4	6	33	34		67
Lipscomb	23-65	.354	9-25	.360	13-18	.722	11	24	35	19-0	17	11	4	8	33	35		68
LOUISVILLE	23-61	.377	8-23	.348	18-22	.818	16	33	49	15-0	13	17	4	6	34	38		72
Kent State	24-52	.462	11-24	.458	11-16	.688	7	20	27	21-1	13	11	2	5	28	42		70
LOUISVILLE	26-51	.510	9-18	.500	22-29	.759	10	24	34	19-0	14	10	2	5	45	38		83
Robert Morris	23-61	.377	8-20	.400	5-9	.556	10	16	26	23-0	15	10	7	8	32	27		59
LOUISVILLE	23-47	.489	5-15	.333	22-27	.815	10	31	41	14-0	10	16	6	4	29	44		73



2018-19 Louisville Men's Basketball Louisville Team Game-by-Game Comparison (as of Dec 21, 2018) All games



Opponent	1st	2nd	Score	Mar	Total FG	FG Pct	3-Pointers	3FG Pct	Free Throws	FT Pct	Rebounds	Assist	T/Over	Block	Steal	Fouls
NICHOLLS ST.	35/25	50/47	85-72	+13	19-40/24-63	.475/.381	5-15/12-31	.333/.387	42-55/12-16	.764/.750	39/30 +9	8/13	13/12	3/3	7/5	12/38
SOUTHERN U.	49/22	55/32	104-54	+50	32-55/18-46	.582/.391	9-25/3-10	.360/.300	31-39/15-24	.795/.625	37/22 +15	17/6	13/23	3/0	5/2	26/39
VERMONT	45/35	41/43	86-78	+8	26-49/26-53	.531/.491	8-19/9-23	.421/.391	26-33/17-19	.788/.895	30/24 +6	14/9	10/8	2/1	2/5	21/26
Tennessee	40/45	41/47	81-92	(11)	26-59/34-63	.441/.540	11-28/8-22	.393/.364	18-24/16-25	.750/.640	32/38 (6)	15/22	14/10	3/8	7/5	21/19
Marquette	35/30	33/38	74-77	(3)	26-69/25-63	.377/.397	6-20/7-18	.300/.389	16-21/20-23	.762/.870	41/40 +1	10/11	10/9	5/4	6/6	21/20
MICHIGAN ST.	38/32	29/35	82-78	+4	21-53/28-59	.396/.475	10-29/8-20	.345/.400	30-41/14-23	.732/.609	30/47 (17)	9/14	10/17	4/3	6/5	21/29
Seton Hall	36/34	34/31	70-65	+5	25-57/25-62	.439/.403	9-27/3-18	.333/.167	11-12/12-15	.917/.800	42/28 +14	13/11	16/7	7/4	4/6	14/15
CENTRAL ARKANSAS	52/23	34/18	86-41	+45	31-60/16-64	.517/.250	9-28/5-24	.321/.208	15-22/4-7	.682/.571	48/36 +12	20/6	10/15	2/1	5/2	15/21
Indiana	33/28	34/40	67-68	(1)	23-60/24-49	.383/.490	11-32/4-14	.344/.286	10-13/16-25	.769/.640	36/33 +3	14/10	9/10	4/2	6/6	22/13
LIPSCOMB	34/33	38/35	72-68	+4	23-61/23-65	.377/.354	8-23/9-25	.348/.360	18-22/13-18	.818/.722	49/35 +14	13/17	17/11	4/4	6/8	15/19
KENT ST.	45/28	38/42	83-70	+13	26-51/24-52	.510/.462	9-18/11-24	.500/.458	22-29/11-16	.759/.688	34/27 +7	14/13	10/11	2/2	5/5	19/21
ROBERT MORRIS	29/32	44/27	73-59	+14	23-47/23-61	.489/.377	5-15/8-20	.333/.400	22-27/5-9	.815/.556	41/26 +15	10/15	16/9	6/7	4/8	14/23

Note: Game totals are displayed in the format TEAM/OPPONENT for each category



2018-19 Louisville Men's Basketball
Louisville Points-Rebounds-Assists (as of Dec 21, 2018)
All games



Opponent	Date	Score		00	01	02	03	04	05	10
				AGAU,AKOY	CUNNINGHAM	PERRY,DARI	GRIFFIN,JO	FORE,KHWAN	WILLIAMS,M	BATTAILE,W
NICHOLLS ST.	11/08/18	85-72	w	DNP	6-1-1	14-2-1	DNP	5-2-1	4-4-0	DNP
SOUTHERN U.	11/13/18	104-54	w	7-7-1	5-2-3	13-1-1	2-0-0	6-1-1	17-5-0	0-0-0
VERMONT	11/16/18	86-78	w	DNP	2-1-4	17-2-4	DNP	0-0-0	5-5-1	DNP
vs Tennessee	11/21/18	81-92	L	11-5-0	8-1-1	8-1-8	DNP	1-1-0	3-3-1	DNP
vs Marquette	11/23/18	74-77	L	6-2-0	16-2-3	4-1-1	DNP	5-0-3	2-4-1	DNP
MICHIGAN ST.	11/27/18	82-78	w	2-4-0	13-1-5	2-1-1	DNP	4-0-1	7-3-0	DNP
at Seton Hall	12/01/18	70-65	w	2-3-1	7-3-3	9-1-1	DNP	4-3-2	6-2-1	DNP
CENTRAL ARKANSAS	12/05/18	86-41	w	3-5-1	2-1-5	2-5-2	0-0-0	5-3-1	7-6-0	0-1-0
at Indiana	12/08/18	67-68	L	0-0-0	16-1-3	0-2-2	DNP	0-1-2	2-5-2	DNP
LIPSCOMB	12/12/18	72-68	w	0-3-0	3-0-2	7-0-3	DNP	2-1-1	10-13-0	DNP
KENT ST.	12/15/18	83-70	w	0-1-0	17-3-4	9-0-1	0-0-0	9-0-2	13-5-0	DNP
ROBERT MORRIS	12/21/18	73-59	w	0-1-0	DNP	9-2-3	DNP	0-2-2	5-6-0	DNP

Opponent	Date	Score		12	13	23	24	30	33
				REDDING,JA	KING,VJ	ENOCH,STEV	SUTTON,DWA	MCMAHON,RY	NWORA,JORD
NICHOLLS ST.	11/08/18	85-72	w	DNP	12-6-1	15-8-1	9-6-2	8-1-0	12-7-1
SOUTHERN U.	11/13/18	104-54	w	3-1-0	8-3-2	13-4-0	2-5-3	8-1-6	20-7-0
VERMONT	11/16/18	86-78	w	DNP	14-4-0	14-3-0	4-5-1	8-2-3	22-5-1
vs Tennessee	11/21/18	81-92	L	DNP	9-3-2	0-2-0	12-5-1	6-0-2	23-10-0
vs Marquette	11/23/18	74-77	L	DNP	5-7-0	10-5-0	5-6-0	6-1-0	15-7-2
MICHIGAN ST.	11/27/18	82-78	w	DNP	0-2-0	3-1-0	13-6-0	24-1-1	14-9-1
at Seton Hall	12/01/18	70-65	w	DNP	4-3-1	8-3-0	12-9-1	9-4-1	9-6-2
CENTRAL ARKANSAS	12/05/18	86-41	w	3-1-0	17-6-4	16-9-0	7-4-2	3-1-2	21-5-3
at Indiana	12/08/18	67-68	L	DNP	0-0-0	6-5-1	8-5-1	11-1-1	24-14-2
LIPSCOMB	12/12/18	72-68	w	DNP	0-2-0	5-7-0	14-9-3	9-2-2	22-9-2
KENT ST.	12/15/18	83-70	w	DNP	0-3-0	4-3-0	16-7-4	2-1-2	13-10-1
ROBERT MORRIS	12/21/18	73-59	w	DNP	4-3-0	16-5-0	14-7-1	6-1-4	19-13-0

2018-19 Louisville Men's Basketball Miscellaneous Statistics

Louisville's Record When the Cardinals ...

Lead at halftime	8-2
Trail at halftime	1-1
Are tied at halftime	0-0
Shoot better from the field than opponent	8-0
Shoot worse from the field than opponent	1-3
Shoot 50 percent or better from the field	4-0
Shoot below 50 percent from the field	5-3
Opp. shoots 50 pct. or better from the field	0-1
Opp. shoots below 50 pct. from the field	9-2
Make 7 or fewer three-point goals	2-1
Make more than 7 three-point goals	7-2
Attempt 20 or fewer three-point goals	4-1
Attempt more than 20 three-point goals	5-2
Shoot more free throws than their opp.	8-0
Opponent shoots more free throws	1-3
Outrebound their opponent	8-2
Are outrebounded by their opponent	1-1
Bench outscores the opponent bench	7-2
Opponent bench outscores their bench	2-0
Commit fewer turnovers than their opp.	4-1
Commit more turnovers than their opp.	5-2
Commit same number of turnover as opp.	0-0
Commit 15 or fewer turnovers	6-3
Commit more than 15 turnovers	3-0
Lead with 5:00 Remaining	8-1
Trail with 5:00 Remaining	1-2
Tied with 5:00 Remaining	0-0
1-3 point margins	0-2
4-5 point margins	3-0
6-10 point margins	1-0
11-19 point margins	3-1
20 or more point margins	2-0
Overtime games	1-1
Vs. Top 25 teams	1-1
Home games	8-0
Away games	1-1
Neutral games	0-2
Score 59 or fewer points	0-0
Score 60-69 points	0-1
Score 70-79 points	3-1
Score 80-89 points	5-1
Score 90 or more points	1-0
Allow 59 or fewer points	3-0
Allow 60-69 points	2-1
Allow 70-79 points	4-1
Allow 80 or more points	0-1

Double-Doubles

Nwora	4	Williams	1
-------------	---	----------------	---

Points Off Turnovers

Louisville	150	Opponents	141
------------------	-----	-----------------	-----

Bench Scoring

Louisville	381 (31.8)	Opp	247 (20.6)
------------------	------------	-----------	------------

Rebounding Advantage

Louisville	10	Opponents	2
------------------	----	-----------------	---

Attendance

Home	122,231	(15,279 avg.)
Away	25,727	(12,864 avg.)
Neutral	10,472	(5,236 avg.)
Total	158,430	(13,203 avg.)

Double-Figure

Scoring Games

Nwora	11
Enoch	6
Sutton	6
Cunningham	4
King	3
Perry	3
Williams	3
McMahon	2
Agau	1

Games Leading

UoL in Scoring

Nwora	7
Cunningham	2
Enoch	1
McMahon	1
Sutton	1

Games Leading

UoL in Rebounding

Nwora	8
Enoch	2
Sutton	2
Williams	2
Agau	1
King	1

Games Leading

UoL in Assists

Cunningham	7
Perry	3
Sutton	3
McMahon	2
Fore	1

Games Leading

Scored Louisville's First Points

<i>Who</i>	
Enoch	4
King	2
Perry	2
Sutton	2
Cunningham	1
Nwora	1

How

3-pointer	5
Dunk	3
Free Throw	2
Jumper	1
Layup	1

Dunks 37

Enoch	15
Nwora	9
King	5
Sutton	4
Williams	4

Jump Balls Controlled

Louisville	9	(Enoch 9)
Opponents	3	

Starting Lineups

W-L	Forward	Forward	Center	Guard	Guard
3-1	King	Sutton	Enoch	Cunningham	Perry
3-1	Nwora	Sutton	Enoch	Cunningham	Perry
2-0	Nwora	Sutton	Enoch	Cunningham	Fore
1-0	Nwora	Sutton	Enoch	Perry	Fore
0-1	King	Sutton	Enoch	Cunningham	McMahon

Scoring Summary

	1st Half	2nd Half	OT	Total
Louisville	471	471	21	963
Opponents	367	435	20	822

Leads and Deficits

UL's Biggest Halftime Lead	29 vs. Central Arkansas (12/5)
UL's Biggest Halftime Lead Blown	6 vs. Michigan State (11/27)
UL's Biggest Halftime Deficit	
Overcome	3 (29-32) vs. Robert Morris (12/21)
UL's Biggest 2nd Half Lead	53 (104-51) vs. Southern (11/13)
UL's Biggest 2nd Half Lead Blown	12 (50-38) vs. Lipscomb (12/12)
UL's Biggest 2nd Half Deficit	15 (85-70) vs. Tennessee (11/21)
UL's Biggest 2nd Half Deficit	
Overcome	9 (43-52) vs. Seton Hall (12/1)
UL's Biggest Overall Lead	53 (104-51) vs. Southern (11/13)
UL's Biggest Lead Blown	12 three times
	<i>latest: (50-38) vs. Lipscomb (12/12)</i>
UL's Biggest Overall Deficit	15 (85-70) vs. Tennessee (11/21)
UL's Biggest Deficit Overcome	12 (7-19) vs. Seton Hall (12/1)

Home, Road and Half Statistics

Halftime Leads	UL 10, Opp 2, Tied 0
FG% in KFC Yum! Center	483 (201-416)
FG% Away from Home	408 (100-245)
3 Pt FG% in KFC Yum! Center	366 (63-172)
3 Pt FG% Away from Home	346 (37-107)
FT% in KFC Yum! Center	769 (206-268)
FT% Away from Home	786 (55-70)
Scoring Average	
in KFC Yum! Center	83.9 (671 pts.)
Scoring Avg. on the Road	73.0 (292 pts.)
Opp. Scoring Average	
in KFC Yum! Center	65.0 (520 pts.)
Opp. Scoring Average	
on the Road	75.5 (302 pts.)
Most 1st Half Points	52 vs. Central Arkansas (12/5)
Most 2nd Half Points	55 vs. Southern (11/13)
Fewest 1st Half Points	29 vs. Robert Morris (12/21)
Fewest 2nd Half Points	29 vs. Michigan State (11/27)
Largest Halftime Lead	29 vs. Central Arkansas (12/5)
Largest Halftime Deficit	5 vs. Tennessee (11/21)

Specialty Stats Game-by-Game (UL/Opp)

Opponent	Date	Paint	Off TO	2nd Chnc	Fast Brk	Bench
Nicholls	11/8/18	28/18	14/9	6/4	19/5	29/19
Southern	11/13/18	38/20	30/9	23/2	14/0	63/27
Vermont	11/16/18	34/28	13/18	14/6	9/2	35/20
Tennessee	11/21/18	28/44	8/23	4/10	4/8	44/26
Marquette	11/23/18	32/30	8/8	10/7	4/3	32/13
Michigan State	11/27/18	16/32	18/4	4/9	8/0	37/21
Seton Hall	12/1/18	22/42	6/21	12/7	7/10	25/8
Central Arkansas	12/5/18	40/16	10/5	8/7	9/0	38/21
Indiana	12/8/18	22/32	9/9	14/0	9/8	13/13
Lipscomb	12/12/18	30/28	12/15	15/8	8/8	26/20
Kent State	12/15/18	28/20	18/4	11/5	6/0	24/40
Robert Morris	12/21/18	32/24	7/16	8/11	8/2	15/19

2018-19 Louisville Men's Basketball Team Superlatives

Louisville High	Louisville Low	Statistical Category	Opponent High	Opponent Low
104 vs. Southern (11/13)	72 vs. Lipscomb (12/12)	Points	92 by Tennessee (11/21)	41 by Central Arkansas (12/5)
52 vs. Central Arkansas (12/5)	29 vs. Robert Morris (12/21)	First Half Points	45 by Tennessee (11/21)	22 by Southern (11/13)
55 vs. vs. Southern (11/13)	29 vs. Michigan State (11/27)	Second Half Points	47 by Nicholls, Tennessee	18 by Central Arkansas (12/5)
32 vs. vs. Southern (11/13)	19 vs. Nicholls St. (11/8)	Field Goals	34 by Tennessee (11/21)	16 by Central Arkansas (12/5)
69 vs. Marquette (11/23)	40 vs. Nicholls St. (11/8)	Field Goal Attempts	65 by Lipscomb (12/12)	46 by Southern (11/13)
.582 vs. Southern (11/13)	.377 vs. Marquette, Lipscomb	FG Percentage	.540 by Tennessee (11/21)	.250 by Central Arkansas (12/5)
11 vs. Tennessee, Indiana	5 vs. Nicholls St. (11/8) vs. Robert Morris (12/21)	3-Point Field Goals	12 by Nicholls St. (11/8)	3 by Southern, Seton Hall
32 vs. Indiana (12/8)	15 vs. Nicholls St., Robert Morris	3-Point Field Goal Att.	31 by Nicholls St. (11/8)	10 by Southern (11/13)
.500 vs. Kent State (12/15)	.300 vs. Marquette (11/23)	3-Point FG Percentage	.458 by Kent State (12/15)	.167 by Seton Hall (12/1)
42 vs. Nicholls St. (11/8)	10 vs. Indiana (12/8)	Free Throws	20 by Marquette (11/23)	4 by Central Arkansas (12/5)
55 vs. Nicholls St. (11/8)	12 vs. Seton Hall (12/1)	Free Throw Attempts	25 by Tennessee, Indiana	7 by Central Arkansas (12/5)
.917 vs. Seton Hall (12/1)	.682 vs. Central Arkansas (12/5)	Free Throw Percentage	.895 by Vermont (11/16)	.556 by Robert Morris (12/21)
16 vs. Lipscomb (12/12)	4 vs. Michigan State (11/27)	Offensive Rebounds	11 three times latest: by Lipscomb (12/12)	3 by Indiana (12/8)
40 vs. Central Arkansas (12/5)	23 three times latest: vs. Tennessee (11/21)	Defensive Rebounds	29 by Marquette (11/23)	14 by Southern (11/13)
49 by Lipscomb (12/12)	30 vs. Vermont, Michigan State	Total Rebounds	40 by Marquette (11/23)	22 by Southern (11/13)
26 vs. Southern (11/13)	12 vs. Nicholls St. (11/8)	Fouls	39 by Southern (11/13)	13 by Indiana (12/8)
20 vs. Central Arkansas (12/5)	8 vs. Nicholls St. (11/8)	Assists	22 by Tennessee (11/21)	6 by Southern, C. Arkansas
17 vs. Lipscomb (12/12)	9 vs. Indiana (12/8)	Turnovers	23 by Southern (11/13)	7 by Seton Hall (12/1)
6 vs. Robert Morris (12/21)	2 vs. Vermont, Kent State	Blocked Shots	8 by Tennessee (11/21)	0 by Southern (11/13)
7 vs. Nicholls St. (11/8)	2 vs. Vermont (11/16)	Steals	8 by Lipscomb, Robert Morris	2 by Southern (11/13)

2018-19 Louisville Men's Basketball Individual Superlatives

	Louisville	Opponent
Points	24 by Ryan McMahon vs. Michigan State (11/27) by Jordan Nwora vs. Indiana (12/8)	28 by Jaylin Walker, Kent State (12/15)
Field Goals Made	8 by Jordan Nwora (3 times) latest: vs. Lipscomb (12/12) by V.J. King vs. Central Arkansas (12/5)	9 three times latest: by Jaylin Walker, Kent State (12/15)
Field Goals Attempted	17 by Jordan Nwora vs. Indiana (12/8)	19 by Myles Powell, Seton Hall (12/1)
Highest FG Pct. (min. 5 made)	.833 (5-6) by Christen Cunningham vs. Kent State (12/15)	.750 (6-8) by Michael Nzei, Seton Hall (12/1)
3-Point Field Goals Made	4 six times latest: by Nwora & Cunningham vs. Indiana (12/8)	7 by Jeremiah Jefferson, Nicholls St. (11/8) by Jaylin Walker, Kent State (12/15)
3-Point Field Goals Attempted	8 by Jordan Nwora vs. Indiana (12/8)	12 by Jeremiah Jefferson, Nicholls St. (11/8) by Myles Powell, Seton Hall (12/1)
3-Point FG Pct. (min. 3 made)	100 (4-4) by Jordan Nwora vs. Central Arkansas (12/5)	100 (3-3) by Charles Bain, Robert Morris (12/21)
Free Throws Made	12 by Ryan McMahon vs. Michigan State (11/27)	9 by Myles Powell, Seton Hall (12/1) by Romeo Langford, Indiana (12/8)
Free Throws Attempted	13 by Ryan McMahon vs. Michigan State (11/27)	14 by Romeo Langford, Indiana (12/8)
Free Throw Pct. (min. 8 made)	100 (9-9) by Steven Enoch vs. Nicholls St. (11/8) (8-8) by Ryan McMahon vs. Vermont (11/16)	.818 (9-11) by Myles Powell, Seton Hall (12/1)
Offensive Rebounds	5 by Akoy Agau vs. Southern (11/13)	4 by Grant Williams, Tennessee (11/21)
Defensive Rebounds	11 by Jordan Nwora vs. Indiana (12/8)	14 by Kenny Goins, Michigan State (11/27)
Total Rebounds	14 by Jordan Nwora vs. Indiana (12/8)	17 by Kenny Goins, Michigan State (11/27)
Turnovers	8 by Jordan Nwora vs. Tennessee (11/21)	5 by Osa Wilson, Southern (11/13) by Khaleem Bennett, Central Arkansas (12/5)
Assists	8 by Darius Perry vs. Tennessee (11/21)	8 by Kevin Johnson, Nicholls St. (11/8)
Blocked Shots	4 by Malik Williams vs. Seton Hall (12/1)	5 by Malik Petteway, Robert Morris (12/21)
Steals	3 three times latest: by Jordan Nwora vs. Indiana (12/8)	4 by Myles Powell, Seton Hall (12/1) by Kenny Cooper, Lipscomb (12/12)
Minutes Played (regulation game)	39 by Dwayne Sutton vs. Seton Hall (12/1)	39 by Jalen Avery, Kent State (12/15) by Michael Nzei, Seton Hall (12/1)
Minutes Played (overtime game)	39 by Jordan Nwora vs. Michigan State (11/27)	44 by Markus Howard, Marquette (11/23)

2018-19 Box Scores

Louisville 83, Kent State 70
December 15, 2018 -- KFC YUM! CENTER

Louisville 83

Player	min	FG	3FG	FT	Reb	Ast	TO	BL	ST	PF	TP
Sutton	f 28	5-10	2-3	4-6	7	4	1	0	1	4	16
Nwora	f 28	5-11	3-6	0-0	10	1	1	0	1	1	13
Enoch	c 18	2-3	0-0	0-0	3	0	1	1	1	2	4
Cunningham	g 27	5-6	1-1	6-8	3	4	1	0	1	1	17
Fore	g 24	3-4	0-1	3-4	0	2	0	0	1	2	9
Agau	3	0-2	0-0	0-0	1	0	0	0	0	0	0
Perry	19	2-4	1-2	4-6	0	1	2	0	0	3	9
Williams	19	3-6	2-3	5-5	5	0	1	1	0	3	13
King	17	0-1	0-0	0-0	3	0	2	0	0	1	0
Griffin	1	0-0	0-0	0-0	0	0	0	0	0	0	0
McMahon	16	1-4	0-2	0-0	1	2	1	0	0	2	2
Team					1						
Totals	200	26-51	9-18	22-29	34	14	10	2	5	19	83
Total FG%	1st H: 15-25	60.0%	2nd H: 11-26	42.3%	Game: 51.0%						
3-Pt. FG%	1st H: 6- 9	66.7%	2nd H: 3- 9	33.3%	Game: 50.0%						
FThrow %	1st H: 9-12	75.0%	2nd H: 13-17	76.5%	Game: 75.9%						

Kent State 70

Player	min	FG	3FG	FT	Reb	Ast	TO	BL	ST	PF	TP
Whittington	f 21	4-7	0-0	0-1	5	1	1	2	0	5	8
Avery	g 39	3-10	2-5	3-4	0	4	1	0	0	1	11
Williamson	g 22	2-5	1-4	0-0	4	1	3	0	0	3	5
Williams	g 23	1-3	0-1	4-5	3	1	1	0	1	4	6
Peterson	g 19	0-2	0-1	0-0	2	2	2	0	1	1	0
Walker	35	9-17	7-10	3-5	6	1	1	0	2	1	28
Frederick	18	3-5	0-1	1-1	4	0	0	0	0	3	7
Roberts	20	2-3	1-2	0-0	1	2	1	0	1	2	5
Gholston	1	0-0	0-0	0-0	0	1	0	0	0	0	0
Duling	2	0-0	0-0	0-0	0	0	1	0	0	1	0
Team					2						
Totals	200	24-52	11-24	11-16	27	13	11	2	5	21	70
Total FG%	1st H: 10-22	45.5%	2nd H: 14-30	46.7%	Game: 46.2%						
3-Pt. FG%	1st H: 5-11	45.5%	2nd H: 6-13	46.2%	Game: 45.8%						
FThrow %	1st H: 3- 6	50.0%	2nd H: 8-10	80.0%	Game: 68.8%						

Score by Periods	1st	2nd	Total	Attendance:
Kent State	28	42	70	15,117
Louisville	45	38	83	Ties: 2
				Lead Changes: 4

Louisville 73, Robert Morris 59
December 21, 2018 -- KFC YUM! CENTER

Louisville 73

Player	min	FG	3FG	FT	Reb	Ast	TO	BL	ST	PF	TP
Sutton	f 31	5-7	2-2	2-2	7	1	1	0	1	2	14
Nwora	f 35	7-12	2-4	3-5	13	0	4	1	1	3	19
Enoch	c 23	5-9	0-0	6-7	5	0	1	3	1	3	16
Perry	g 28	2-7	1-4	4-4	2	3	3	0	0	3	9
Fore	g 26	0-1	0-1	0-0	2	2	1	0	0	1	0
Agau	3	0-0	0-0	0-0	1	0	1	0	0	0	0
Williams	14	0-3	0-1	5-6	6	0	0	2	0	1	5
King	14	2-3	0-0	0-0	3	0	2	0	0	0	4
McMahon	26	2-5	0-3	2-3	1	4	3	0	1	1	6
Team					1						
Totals	200	23-47	5-15	22-27	41	10	16	6	4	14	73
Total FG%	1st H: 10-23	43.5%	2nd H: 13-24	54.2%	Game: 48.9%						
3-Pt. FG%	1st H: 2- 9	22.2%	2nd H: 3- 6	50.0%	Game: 33.3%						
FThrow %	1st H: 7- 9	77.8%	2nd H: 15-18	83.3%	Game: 81.5%						

Robert Morris 59

Player	min	FG	3FG	FT	Reb	Ast	TO	BL	ST	PF	TP
Mendy	17	2-5	0-0	1-2	2	0	0	0	0	4	5
Bain	28	6-9	3-3	3-3	4	0	2	0	0	4	18
Williams, Jos	32	2-9	1-5	1-2	4	6	3	1	2	2	6
Williams, Jon	30	3-9	2-7	0-1	2	4	2	0	0	3	8
McConnell	34	1-7	1-3	0-0	4	3	0	0	3	1	3
Treacy	12	1-2	0-0	0-0	0	0	1	1	0	1	2
Petteway	23	5-13	0-0	0-1	6	2	0	5	3	3	10
Coalmon	12	1-1	0-0	0-0	2	0	1	0	0	2	2
McEwen	12	2-6	1-2	0-0	0	0	0	0	0	3	5
Team					2						
Totals	200	23-61	8-20	5-9	26	15	10	7	8	23	59
Total FG%	1st H: 14-29	48.3%	2nd H: 9-32	28.1%	Game: 37.7%						
3-Pt. FG%	1st H: 4-10	40.0%	2nd H: 4-10	40.0%	Game: 40.0%						
FThrow %	1st H: 0- 1	0.0%	2nd H: 5- 8	62.5%	Game: 55.6%						

Score by Periods	1st	2nd	Total	Attendance:
Robert Morris	32	27	59	16,249
Louisville	29	44	73	Ties: 0
				Lead Changes: 4



2018-19 Louisville Men's Basketball
Louisville Game-by-Game Highs (as of Dec 21, 2018)
All games



Opponent	Date	Score	Points	Rebounds	Assists	Steals	Blocked shots
NICHOLLS ST.	11/08/18	85-72	15-ENOCH, Steven	8-ENOCH, Steven	2-SUTTON, Dwayne	2-NWORA, Jordan McMAHON, Ryan	2-ENOCH, Steven
SOUTHERN U.	11/13/18	104-54	20-NWORA, Jordan	7-AGAU, Akoy NWORA, Jordan	6-McMAHON, Ryan	2-NWORA, Jordan	1-ENOCH, Steven AGAU, Akoy NWORA, Jordan
VERMONT	11/16/18	86-78	22-NWORA, Jordan	5-NWORA, Jordan WILLIAMS, Malik SUTTON, Dwayne	4-CUNNINGHAM, Ch PERRY, Darius	1-McMAHON, Ryan WILLIAMS, Malik	2-WILLIAMS, Malik
vs Tennessee	11/21/18	81-92	23-NWORA, Jordan	10-NWORA, Jordan	8-PERRY, Darius	3-PERRY, Darius	1-NWORA, Jordan WILLIAMS, Malik McMAHON, Ryan
vs Marquette	11/23/18	74-77	16-CUNNINGHAM, C	7-NWORA, Jordan KING, V.J.	3-FORE, Khwan CUNNINGHAM, Chr	2-KING, V.J. SUTTON, Dwayne	2-ENOCH, Steven
MICHIGAN ST.	11/27/18	82-78	24-McMAHON, Ryan	9-NWORA, Jordan	5-CUNNINGHAM, Ch	3-WILLIAMS, Malik	1-CUNNINGHAM, Ch SUTTON, Dwayne AGAU, Akoy WILLIAMS, Malik
at Seton Hall	12/01/18	70-65	12-SUTTON, Dwayne	9-SUTTON, Dwayne	3-CUNNINGHAM, Ch	2-KING, V.J.	4-WILLIAMS, Malik
CENTRAL ARKANSAS	12/05/18	86-41	21-NWORA, Jordan	9-ENOCH, Steven	5-CUNNINGHAM, Ch	2-FORE, Khwan	1-WILLIAMS, Malik NWORA, Jordan
at Indiana	12/08/18	67-68	24-NWORA, Jordan	14-NWORA, Jordan	3-CUNNINGHAM, Ch	3-NWORA, Jordan	3-WILLIAMS, Malik
LIPSCOMB	12/12/18	72-68	22-NWORA, Jordan	13-WILLIAMS, Malik	3-SUTTON, Dwayne PERRY, Darius	2-PERRY, Darius NWORA, Jordan	3-WILLIAMS, Malik
KENT ST.	12/15/18	83-70	17-CUNNINGHAM, C	10-NWORA, Jordan	4-SUTTON, Dwayne CUNNINGHAM, Chr	1-NWORA, Jordan ENOCH, Steven FORE, Khwan SUTTON, Dwayne CUNNINGHAM, Chr	1-ENOCH, Steven WILLIAMS, Malik
ROBERT MORRIS	12/21/18	73-59	19-NWORA, Jordan	13-NWORA, Jordan	4-McMAHON, Ryan	1-SUTTON, Dwayne NWORA, Jordan ENOCH, Steven McMAHON, Ryan	3-ENOCH, Steven



2018-19 Louisville Men's Basketball
Louisville Extended Season Box Score (as of Dec 21, 2018)
All games



RECORD:	OVERALL	HOME	AWAY	NEUTRAL
ALL GAMES	9-3	8-0	1-1	0-2
CONFERENCE	0-0	0-0	0-0	0-0
NON-CONFERENCE	9-3	8-0	1-1	0-2

#	Player	gp-gs	min	Total		3-Point		F-Throw		Rebounds				avg	pf	dq	a	a/g	to	to/g	a/to	blk	blk/g	stl	stl/g	pts	avg
				fg-fga	fg%	3fg-fga	3fg%	ft-fa	ft%	off	def	tot															
33	NWORA, Jordan	12-7	350	29.2	70-139	.504	26-65	.400	48-64	.750	19	83	102	8.5	17	0	15	1.25	30	2.50	0.50	5	0.42	14	1.17	214	17.8
24	SUTTON, Dwayne	12-12	366	30.5	35-79	.443	17-38	.447	29-36	.806	24	50	74	6.2	34	3	19	1.58	14	1.17	1.36	3	0.25	11	0.92	116	9.7
23	ENOCH, Steven	12-12	225	18.8	39-70	.557	3-6	.500	29-33	.879	13	42	55	4.6	30	0	2	0.17	13	1.08	0.15	11	0.92	2	0.17	110	9.2
01	CUNNINGHAM, Christen	11-11	276	25.1	29-67	.433	10-26	.385	27-36	.750	1	15	16	1.5	13	0	34	3.09	17	1.55	2.00	1	0.09	5	0.45	95	8.6
30	McMAHON, Ryan	12-1	234	19.5	26-66	.394	17-52	.327	31-33	.939	0	16	16	1.3	19	0	24	2.00	15	1.25	1.60	1	0.08	7	0.58	100	8.3
02	PERRY, Darius	12-9	258	21.5	30-59	.508	11-29	.379	23-27	.852	3	15	18	1.5	33	0	28	2.33	18	1.50	1.56	0	0.00	7	0.58	94	7.8
05	WILLIAMS, Malik	12-0	193	16.1	24-60	.400	8-25	.320	25-40	.625	17	44	61	5.1	28	0	6	0.50	7	0.58	0.86	20	1.67	6	0.50	81	6.8
13	KING, V.J.	12-5	218	18.2	24-60	.400	3-18	.167	22-28	.786	7	35	42	3.5	18	1	10	0.83	17	1.42	0.59	0	0.00	5	0.42	73	6.1
04	FORE, Khwan	12-3	225	18.8	13-33	.394	3-13	.231	12-20	.600	0	14	14	1.2	16	0	16	1.33	7	0.58	2.29	0	0.00	5	0.42	41	3.4
00	AGAU, Akoy	10-0	82	8.2	8-20	.400	0-0	.000	15-21	.714	15	16	31	3.1	11	1	3	0.30	6	0.60	0.50	4	0.40	1	0.10	31	3.1
12	REDDING, Jacob	2-0	7	3.5	2-3	.667	2-3	.667	0-0	.000	0	2	2	1.0	1	0	0	0.00	0	0.00	0.00	0	0.00	0	0.00	6	3.0
03	GRIFFIN, Jo	3-0	13	4.3	1-2	.500	0-1	.000	0-0	.000	0	0	0	0.0	0	0	0	0.00	0	0.00	0.00	0	0.00	0	0.00	2	0.7
10	BATTAILE, Wyatt	2-0	6	3.0	0-3	.000	0-3	.000	0-0	.000	0	1	1	0.5	0	0	0	0.00	1	0.50	0.00	0	0.00	0	0.00	0	0.0
Total.....		12	2453		301-661	.455	100-279	.358	261-338	.772	116	343	459	38.2	221	5	157	13.08	148	12.33	1.06	45	3.75	63	5.25	963	80.2
Opponents.....		12	2453		290-700	.414	87-249	.349	155-220	.705	100	286	386	32.2	283	-	147	12.25	142	11.83	1.04	39	3.25	63	5.25	822	68.5

Score by Periods	1st	2nd	OT	Totals
Louisville	471	471	21	963
Opponents	367	435	20	822

2018-19 Louisville Photo Roster



0 Akoy Agau
F 6-8 240 Gr.
South Sudan
(SMU)



1 Christen Cunningham
G 6-2 190 Gr.
Georgetown, Ky.
(Samford University)



2 Darius Perry
G 6-2 195 So.
Marietta, Ga.
(Wheeler HS)



3 Jo Griffin
G 6-1 200 So.
Crestwood, Ky.
(South Oldham HS)



4 Khwan Fore
G 6-0 185 Gr.
Huntsville, Ala.
(University of Richmond)



5 Malik Williams
F/C 6-11 245 So.
Ft. Wayne, Ind.
(Snider HS)



10 Wyatt Battaile
G/F 6-4 195 Fr.
Pikeville, Ky.
(Pikeville HS)



12 Jacob Redding
G 6-0 180 So.
Ft. Wayne, Ind.
(Carroll HS)



13 V.J. King
G/F 6-6 215 Jr.
Cleveland, Ohio
(Paul VI Catholic HS)




14 Will Rainey
G 6-3 180 Sr.
Louisville, Ky.
(Spalding University)



23 Steven Enoch
C 6-10 260 Jr.
Norwalk, Conn.
(Univ. of Connecticut)



24 Dwayne Sutton
F 6-5 215 R-Jr.
Louisville, Ky.
(UNC Asheville)



30 Ryan McMahon
G 6-0 180 R-Jr.
Sarasota, Fla.
(Cardinal Mooney HS)



33 Jordan Nwora
F 6-7 225 So.
Buffalo, N.Y.
(Vermont Academy)



On The Bench



Pronunciation Guide:

- ♦ Akoy Agau (uh-KOY uh-GOW; like cow with a "G")
- ♦ Battaile (BATTLE)
- ♦ Enoch (EE-knock)
- ♦ Khwan Fore (KWAHN FOUR)
- ♦ Nwora (WOR-uh, silent N)

Walk-on Will Rainey will sit out the 2018-19 season after transferring from Spalding.



Chris Mack
Head Coach



Luke Murray
Assistant Coach



Mike Pegues
Assistant Coach



Dino Gaudio
Assistant Coach



Kahil Fennell
Dir. Basketball Operations