



KENTUCKY

WOMEN'S BASKETBALL®



Kentucky Wildcats vs. Western Carolina Catamounts

Tuesday, Dec. 18 - 7 p.m. ET - SEC Network+
Memorial Coliseum (8,000) - Lexington, Ky.

UK Athletics Communication and Public Relations · (859) 257-3838 · www.ukathletics.com
Evan Crane (wesley.crane@uky.edu) and Cami Moore (camiran.moore@uky.edu)

TV - SEC Network+
PBP: Dick Gabriel
Analyst: Christi Thomas

Radio - UK Sports Network
PBP: Darren Headrick
630 AM (Lexington)

Live Stats
kentucky.statbroadcast.com
password: gocats1819
(home games only)

Tickets (home games)
ukathleticstix.com
Reserved - \$10
General Admission - \$8
Kids/Seniors - \$5

Follow the Cats - #poWER
Twitter: @KentuckyWBB
Instagram: @KentuckyWBB
Facebook: /KentuckyWBB

2018-19 KENTUCKY WBB SCHEDULE

November 2018

2	LINCOLN MEMORIAL ^[EXH]		W, 101-64
7	ALABAMA STATE	SEC Network+	W, 87-35
11	SOUTHERN	SEC Network+	W, 91-41
15	VIRGINIA*	SEC Network	W, 63-51
18	HIGH POINT	SEC Network+	W, 71-49
22	#17 South Florida ^(N1) [A]	FloHoops	W, 85-63
23	(rv) UCLA ^(N1) [H]	FloHoops	W, 75-74 (ot)
24	North Carolina ^(N1) [H]	FloHoops	W, 85-75
28	MOREHEAD STATE	SEC Network+	W, 87-57

December 2018

6	RHODE ISLAND	SEC Network+	W, 75-52
9	at No. 5/4 Louisville	ACC Network Extra	L, 75-80
15	MIDDLE TENNESSEE	SEC Network+	W, 72-55
18	WESTERN CAROLINA	SEC Network+	7 p.m.
21	MURRAY STATE	SEC Network+	Noon
29	SACRED HEART	SEC Network+	11:30 a.m.

January 2019

3	VANDERBILT*	SEC Network+	7 p.m.
6	at Mississippi State*	SEC Network	5 p.m.
10	at Tennessee*	SEC Network	7 p.m.
13	OLE MISS*	SEC Network	1 p.m.
17	at LSU*	SEC Network+	7:30 p.m.
24	MISSOURI*	SEC Network	6:30 p.m.
27	at Texas A&M*	SEC Network	5 p.m.
31	SOUTH CAROLINA*	SEC Network	6:30 p.m.

February 2019

3	FLORIDA**	ESPNU	2 p.m.
7	at Auburn*	SEC Network+	7 p.m.
11	at Alabama*	SEC Network	7 p.m.
17	ARKANSAS*	SEC Network+	2 p.m.
21	at South Carolina*	SEC Network	7 p.m.
24	LSU*	SEC Network+	2 p.m.
28	TEXAS A&M*	SEC Network+	7 p.m.

March-April 2019

3	at Georgia*	SEC Network	1 p.m.
6-10	SEC Tournament (N2)		TBD
22-25	NCAA First & Second Rounds (N3)		TBD
29-A1	NCAA Regionals (N4)		TBD
A 5-7	NCAA Final Four (N5)		TBD

* denotes SEC game; All game times are EASTERN STANDARD TIME and subject to change due to TV selection.; All home games are ALL CAPS and will be played at Memorial Coliseum unless noted otherwise.; # denotes game at Rupp Arena; N1 – U.S. Virgin Islands Paradise Jam (multi-team event) – University of the Virgin Islands' Sports & Fitness Center (St. Thomas, U.S. Virgin Islands); N2 – SEC Tournament – Greenville, S.C. (Bon Secours Wellness Arena); N3 – NCAA First & Second Rounds – TBD; N4 – NCAA Regionals – Albany, N.Y. (Times Union Center), Chicago, Ill. (Wintrust Arena), Greensboro, N.C. (Greensboro Coliseum), Portland, Ore. (Moda Center); N5 – NCAA Final Four – Tampa Bay, Fla. (Amalie Arena)



Record: 10-1, 0-0 SEC | **Home:** 7-0

Away: 0-1 | **Neutral:** 3-0

Ranking: No. 18 (AP)/20 (Coaches)

Last Game: L, 72-55 vs. Middle Tenn. (12/15)

Coach: Matthew Mitchell (Miss. State, 1995)

Overall: 296-147 (.668) (14th season)

at UK: 266-118 (.692) (12th season)



Record: 2-8, 0-0 SoCon | **Home:** 2-3

Away: 0-5 | **Neutral:** 0-0

Ranking: not ranked

Last Game: Wot, 68-64 at USC Upstate (12/04)

Coach: Stephanie McCormick (Catawba College, 1994)

Overall: 22-77 (.222) (4th season)

at WCU: 22-77 (.222) (4th season)

QUICK NOTES

- Kentucky is in its 45th season of with a 808-533 (.602) all-time record.
- The Wildcats have had great success in Memorial Coliseum, sitting at 446-156 (.740) overall in the historic building, including a 155-27 (.850) mark under head coach Matthew Mitchell.
- The Wildcats started the 2018-19 season with nine straight wins, which was its best start since the 2015-16 team went 10-0. UK won its first two games by at least 50 points marking the first time in program history UK has won back-to-back games by 50 or more points.
- Kentucky won the 2018 Paradise Jam Island Division with a 3-0 record and wins over then-No. 17 South Florida, (rv) UCLA and UNC.
- UK has been impressive from long range to start the season, averaging 8.1 3-pointers per game. If that average holds throughout the season, UK will hit over 243 3-pointers this season which would break the school record for most in a single season in school history.
- Kentucky has forced 266 turnovers this season averaging 24.2 turnovers forced per game and have scored 300 points off those miscues. The Cats +10.8 turnover margin is first in the nation. UK also ranks second in the nation and first in the SEC with 138 steals.
- Three Wildcats are averaging 14 points or more per game this season paced by freshman Rhyne Howard at 17.9 points per game and a team-best 6.9 rebounds per game. Senior guards Maci Morris and Taylor Murray have been impressive, averaging 16.5 and 14.8 points per game, respectively. Morris has hit a team-best 29 3s while Murray has a team-best 46 assists and 38 steals.
- In 45 years, Kentucky has 89 wins over ranked opponents, including 48 of those wins coming under Mitchell.
- Matthew Mitchell became the all-time winningest head coach in Kentucky women's basketball history in March of 2013 and now has 266 career wins at UK. The win vs. Florida last season was Mitchell's 250th at Kentucky. Including the storied history of the UK MBB program, he is the fifth Kentucky Basketball head coach to win 250 games with the Wildcats joining Adolph Rupp, Joe B Hall, Tubby Smith and John Calipari.



2018-19 KENTUCKY WBB ROSTER

NUMERICAL

No.	Name	Pos.	Cl.	Ht.	Hometown/High School/Previous College
0	LaShae Halsel	F	Sr.	6-0	Bowling Green, Ky./Warren Central HS
1	Sabrina Haines	G	R-Jr.%	5-10	Phoenix, Ariz./Desert Vista HS/Arizona State
2	Paige Poffenberger	G	Sr.	5-8	Morgantown, W.Va./Morgantown HS
3	KeKe McKinney	F	So.	6-1	Knoxville, Tenn./Fulton HS
4	Maci Morris	G	Sr.	6-0	Pineville, Ky./Bell County HS
5	Blair Green	G	Fr.	6-0	Harlan, Ky./Harlan County HS
10	Rhyne Howard	G	Fr.	6-2	Cleveland, Tenn./Bradley Central HS
12	Amanda Paschal	G	R-Jr.	5-7	Brooklyn, N.Y./Chipleigh HS/Gulf Coast State
14	Tatyana Wyatt	F	So.	6-2	Columbus, Ga./Columbus HS
20	Dorie Harrison	C	So.	6-3	Nashville, Tenn./Hillsboro HS
21	Ogechi Anyagaligbo	F	R-Jr.	6-1	Miami, Fla./Miami Country Day/Stony Brook
23	Kameron Roach	G	So.	5-6	Hopkins, S.C./Lower Richland HS
24	Taylor Murray	G	Sr.	5-6	Odenton, Md./Annapolis Area Christian
32	Jaida Roper	G	Jr.	5-6	Memphis, Tenn./Houston HS
44	Nae Nae Cole	C	R-Jr.%	6-3	Gainesville, Va./Paul VI HS/NC State

ALPHABETICAL

No.	Name	Pos.	Cl.	Ht.	Hometown/High School/Previous College
21	Ogechi Anyagaligbo	F	R-Jr.	6-1	Miami, Fla./Miami Country Day/Stony Brook
44	Nae Nae Cole	C	R-Jr.%	6-3	Gainesville, Va./Paul VI HS/NC State
5	Blair Green	G	Fr.	6-0	Harlan, Ky./Harlan County HS
1	Sabrina Haines	G	R-Jr.%	5-10	Phoenix, Ariz./Desert Vista HS/Arizona State
0	LaShae Halsel	F	Sr.	6-0	Bowling Green, Ky./Warren Central HS
20	Dorie Harrison	C	So.	6-3	Nashville, Tenn./Hillsboro HS
10	Rhyne Howard	G	Fr.	6-2	Cleveland, Tenn./Bradley Central HS
3	KeKe McKinney	F	So.	6-1	Knoxville, Tenn./Fulton HS
4	Maci Morris	G	Sr.	6-0	Pineville, Ky./Bell County HS
24	Taylor Murray	G	Sr.	5-6	Odenton, Md./Annapolis Area Christian
12	Amanda Paschal	G	R-Jr.	5-7	Brooklyn, N.Y./Chipleigh HS/Gulf Coast State
2	Paige Poffenberger	G	Sr.	5-8	Morgantown, W.Va./Morgantown HS
23	Kameron Roach	G	So.	5-6	Hopkins, S.C./Lower Richland HS
32	Jaida Roper	G	Jr.	5-6	Memphis, Tenn./Houston HS
14	Tatyana Wyatt	F	So.	6-2	Columbus, Ga./Columbus HS

% denotes player will sit out 2018-19 season due to NCAA transfer rules

Coaching Staff

Head Coach: Matthew Mitchell (Mississippi State, 1995) – 14th season, 12th as Kentucky Head Coach

Associate Head Coach: Kyra Elzy (Tennessee, 1999, 2001) – 3rd season, 7th at Kentucky

Assistant Coach: Niya Butts (Tennessee, 2000; Tennessee Tech, 2002) – 3rd season, 8th at Kentucky

Assistant Coach: Amber Smith (Kentucky, 2011) – 1st season, 8th at Kentucky (player/support staff)

Support Staff

Assistant Athletics Director/Women's Basketball: Amy Tilley (Kentucky, 2007; ECU, 2011 & 2014)

Special Assistant to the Head Coach: Lin Dunn (UT Martin, 1969)

Sr. Associate AD/Women's Basketball Admin.: Rachel Baker (Berea College, 1999; Ohio State, 2001)

Director of Recruiting: Aisha Foy (Radford, 2016; Southeast Missouri State, 2018)

Recruiting Assistant: Jackie Clark (Kentucky, 2015; Kentucky, 2017)

Coaching Video Coordinator: Daniel Boice (Arizona, 2014, 2016)

Staff Support Associate: Carrie Marshall (Kentucky, 2003)

Creative Director: Kim Troxall (SCAD, 1994)

Senior Athletic Trainer: Courtney Jones (Purdue, 2001)

Nutrition Coach: Monica Fowler (Kentucky, 2010)

Team Physician: Dr. Robert Hosey (Virginia Tech, 1989)

Strength & Conditioning Coach: John Spurlock (Hanover College, 2005)

Academic Counselor: Tiffany Hayden (Kentucky, 2001; Louisville, 2009)

Media Relations Director: Evan Crane (Kentucky, 2010)

Media Relations Assistant: Cami Moore (Kentucky, 2018)

Equipment Manager: Kortez Wilson (Kentucky, 2014)

BY CLASS

Seniors (4)

LaShae Halsel
Maci Morris
Taylor Murray
Paige Poffenberger

Juniors (5)

Ogechi Anyagaligbo
Nae Nae Cole
Sabrina Haines
Amanda Paschal
Jaida Roper

Sophomores (4)

Dorie Harrison
KeKe McKinney
Kameron Roach
Tatyana Wyatt

Freshmen (2)

Blair Green
Rhyne Howard

BY HEIGHT

5-6	Taylor Murray
	Jaida Roper
	Kameron Roach
5-8	Paige Poffenberger
5-7	Amanda Paschal
5-10	Sabrina Haines
6-0	Maci Morris
	LaShae Halsel
	Blair Green
6-1	Ogechi Anyagaligbo
	KeKe McKinney
6-2	Tatyana Wyatt
	Rhyne Howard
6-3	Dorie Harrison
	Nae Nae Cole

PRONUNCIATION

Ogechi Anyagaligbo

(oh-GECH-ee on-ya-gull-LEE-bo)

LaShae Halsel (luh-SHAY HALL-sull)

Jaida Roper (JAY-duh)

Tatyana Wyatt (TOT-e-on-uh)

Amanda Paschal (PAS-kel)



2018-19 RADIO/TELEVISION CHART




LASHAE HALSEL **0**

6-0 • Sr. • F
Bowling Green, Ky.
(Warren Central HS)




SABRINA HAINES **1**

5-10 • R-Jr. • TR • G
Phoenix, Ariz.
(Arizona St./Desert Vista HS)



PAIGE POFFENBERGER **2**

5-8 • Sr. • G
Morgantown, W.Va.
(Morgantown HS)




KEKE MCKINNEY **3**

6-1 • So. • F
Knoxville, Tenn.
(Fulton HS)




MACI MORRIS **4**

6-0 • Sr. • G
Pineville, Ky.
(Bell County HS)



BLAIR GREEN **5**

6-0 • Fr. • G
Harlan, Ky.
(Harlan County HS)



RHYNE HOWARD **10**

6-2 • Fr. • G
Cleveland, Tenn.
(Bradley Central HS)



AMANDA PASCHAL **12**

5-7 • R-Jr. • G
Brooklyn, N.Y.
(Chipley HS/Gulf Coast St. JC)




TATYANA WYATT **14**

6-2 • So. • F
Columbus, Ga.
(Columbus HS)




DORIE HARRISON **20**

6-3 • So. • C
Nashville, Tenn.
(Hillsboro HS)




OGECHI ANYAGALIGBO **21**

6-1 • R-Jr. • F
Miami, Fla.
(Miami County Day HS/Stony Brook)



KAMERON ROACH **23**

5-6 • So. • G
Hopkins, S.C.
(Lower Richland HS)




TAYLOR MURRAY **24**

5-6 • Sr. • G
Odenton, Md.
(Annapolis Area Christian HS)




JAIDA ROPER **32**

5-6 • Jr. • G
Memphis, Tenn.
(Houston HS)



NAE NAE COLE **44**

6-3 • R-Jr. • TR • C
Gainesville, Va.
(NC State/Paul VI HS)




MATTHEW MITCHELL **HC**

Head Coach
12th Season
Louisville, Miss.




KYRA ELZY **AHC**

Associate Head Coach
(7th overall at UK)
LaGrange, Ky.




NIYA BUTTS **AC**

Assistant Coach
(8th overall at UK)
Americus, Ga.



AMBER SMITH **AC**

Assistant Coach
(8th overall at UK)
Winter Haven, Fla.



AMY TILLEY **AAD**

Asst. AD/Director of Ops.
(9th overall at UK)
Somerset, Ky.



TAYLOR MURRAY • 5-6 • SENIOR • GUARD • ODENTON, MD.

- Has 1,124 career points and is the 34th player all-time to join Kentucky's 1,000-point club. She accomplished the feat with 12 points vs. Virginia.
- Had 23 points, 10 assists, 7 steals and 6 rebounds against UNC earning Paradise Jam All-Tournament Team honors.
- National Player of the Week by College Sports Madness (11/26) and SEC Player of the Week by league office (11/27).



MACI MORRIS • 6-0 • SENIOR • GUARD • BELL COUNTY, KY.

- Has 1,391 career points which ranks 16th most all-time in school history. She needs 42 more to tie Jodie Whitaker (1986-89) for 15th.
- Has hit 206 career 3s which ranks second most in program history and currently sits first in 3-point FG percentage in program history at 40.0.
- Back-to-back strong performances with 31 vs. Morehead and 29 vs. URI. Had 25 first-half points vs. MSU, most for UK player since at least 1982-83.



RHYNE HOWARD • FRESHMAN • GUARD • CLEVELAND, TENN.

- Led Kentucky with 25 points at highly ranked Louisville, adding a career-best six assists and 10 rebounds. Has three double-doubles this season.
- Hit seven 3s against Southern, tying school record for most 3s in a game. It was most ever by a freshman. Scored a career-high 29 points in the game.
- MVP of the Paradise Jam Island Division after averaging 21.0 points and 7.3 rebounds. Three-time SEC Freshman of the Week (11/13, 11/27, 12/11)



KEKE MCKINNEY • 6-1 • SOPHOMORE • FORWARD • KNOXVILLE, TENN.

- Career game against Middle Tennessee with a career-best 13 points and five blocks. Leads UK this season with 16 blocks.
- Had 10 points against USF going 3-of-7 from the field and 2-of-5 from long range. Played career-high tying 35 minutes against UCLA.
- Had six offensive rebounds against Virginia in Rupp Arena setting a new career high in offensive boards and a season-best 9 boards vs. High Point.



TATYANA WYATT • 6-2 • SOPHOMORE • FORWARD • COLUMBUS, GA.

- Scored eight points with five rebounds and two steals against Southern but missed HPU game due to a foot injury.
- Has been banged up a bit lately but played a season-high 26 minutes vs. Rhode Island with four points, four rebounds and two steals.
- Missed eight games last season due to injury but played in 24 games with four starts throughout the season averaging 6.6 points and 3.5 boards.



LASHAE HALSEL • 6-0 • SENIOR • FORWARD • BOWLING GREEN, KY.

- Impressed the coaches during open tryouts and received a walk-on spot in the fall of 2016 and was given a scholarship in the summer of 2018.
- Played in 10 games during the 2017-18 season scoring in four games with a rebound in three games.
- Has played in 17 career games during her time with Kentucky scoring eight career points.



SABRINA HAINES • 5-10 • RS-JUNIOR • GUARD • PHOENIX, ARIZ.

- Electric guard that will be a scoring threat when she returns to the court after sitting out the 2018-19 season due to NCAA transfer rules.
- Transferred to Kentucky from Arizona State in June of 2018 and spent the summer working out with the team as she returns from a knee injury.
- Played in 75 career games with 38 starts at Arizona State before her third season was cut short after only nine games due to injury.



PAIGE POFFENBERGER • 5-8 • SENIOR • GUARD • MORGANTOWN, W.VA.

- Medically retired from the game of basketball prior to the start of the 2018-19 season but is still in the program and with the team.
- Joined the program as a walk-on in the fall of 2016 and immediately impressed the coaching staff with her hard-nosed style of play.
- Played in 35 career games the last two seasons, averaging 5.6 minutes per game and scoring 32 total points.



BLAIR GREEN • 6-0 • FRESHMAN • GUARD • HARLAN COUNTY, KY.

- Went 3-for-3 from long range against Middle Tennessee with 11 points. Has scored in double figures three times this season.
- Scored 13 points in the season opener, which was tied for the seventh most points by a UK player in their varsity debut in program history.
- Had 10 points and a team-best three assists against High Point going 5-of-10 from the field with a block.



AMANDA PASCHAL • 5-7 • RS-JUNIOR • GUARD • BROOKLYN, N.Y.

- Had a great game against HPU with six points, three rebounds, three assists and a steal. Season-best six rebounds against Morehead State.
- Went 12-of-13 from the free-throw line at the Paradise Jam with most of those in critical late-game situations.
- Played in 30 of the team's 32 games with two starts last year and averaged 4.7 points and 2.1 rebounds per game with 40 assists.



DORIE HARRISON • 6-3 • SOPHOMORE • CENTER • NASHVILLE, TENN.

- Is out indefinitely for personal health reasons with no timetable on her return.
- Played in 32 games with eight starts last season averaging 6.7 points and 3.8 rebounds per game. Had 10 or more points in eight games.
- Was named the SEC Freshman of the Week once last season after 15 points, five rebounds vs. Alabama and 16 points, four boards vs. Arkansas



OGECHI ANYAGALIGBO • 6-1 • RS-JUNIOR • FORWARD • MIAMI, FLA.

- Six points on 3-of-3 shooting against USF adding three rebounds in 22 minutes of action. Has been out with ankle injury since and is day-to-day.
- Had six points, three rebounds and an assist going 3-of-4 from the field against Southern and a UK career-best 8 rebounds vs. Virginia.
- Played six minutes going 2-for-2 from the field in the team's lone exhibition game in 2017-18 before sustaining a season-ending knee injury.



KAMERON ROACH • 5-6 • SOPHOMORE • GUARD • HOPKINS, S.C.

- Played six minutes in the season opener with four points and four rebounds adding an assist and three steals.
- Played in 15 games last season as a freshman averaging 7.3 minutes per game.
- Saw a season-high 16 minutes against Sacramento State with three assists, one steal and six points going 4-of-4 from the charity stripe.



JAIDA ROPER • 5-6 • JUNIOR • GUARD • MEMPHIS, TENN.

- Spark plug for UK against USF with 13 points, three rebounds and two 3s, while she went 3-of-4 from long range against UCLA with nine points.
- Tied a career high with 14 points against Morehead State, going 10-of-10 from the free-throw line with four rebounds and two steals.
- Set career highs during the 2017-18 season in points, field-goals, free-throws, 3-pointers, total rebounds, assists, blocks, steals and minutes.



NAE NAE COLE • 6-3 • RS-JUNIOR • CENTER • GAINESVILLE, VA.

- Transferred after three years at NC State in May 2018 and spent the summer impressing the coaching staff with her work ethic.
- Strong, physical post player that will help give the Wildcats depth in practice as she sits out the 2018-19 year due to NCAA transfer rules.
- Played in 61 career games for the Wolfpack from 2015 to 2018 averaging 7.0 minutes per game during her career.



NATIONAL POLLS

THE ASSOCIATED PRESS TOP 25

1	UConn (31)	9-0
2	Notre Dame	8-1
3	Baylor	7-0
4	Louisville	10-0
5	Mississippi State	9-0
6	Maryland	9-0
7	Oregon	7-1
8	Oregon State	7-1
9	Tennessee	8-0
10	NC State	10-0
11	Stanford	6-1
12	Texas	7-2
13	California	8-0
	Minnesota	9-0
15	Syracuse	8-2
16	Iowa	7-2
17	Arizona State	7-2
18	Kentucky	9-1
19	Marquette	7-2
20	DePaul	7-3
21	Gonzaga	9-1
22	Missouri	8-2
23	Michigan State	8-1
24	Miami	8-2
25	South Carolina	5-4

Other UK opps receiving votes: **Texas A&M 24**,
South Florida 16, **Georgia 11**, **North Carolina 1**

USA TODAY/COACHES PRESEASON TOP 25

1	UConn(32)	9-0
2	Notre Dame	8-1
3	Louisville	10-0
4	Baylor	7-0
5	Mississippi State	9-0
6	Maryland	10-0
7	Oregon	7-1
8	Oregon State	7-1
9	Tennessee	8-0
10	NC State	10-0
11	Stanford	6-1
12	Texas	7-2
13	California	8-0
14	Syracuse	8-2
15	Iowa	7-2
16	Marquette	7-2
	Minnesota	9-0
18	DePaul	7-3
19	Arizona State	7-2
20	Kentucky	9-1
21	Gonzaga	9-1
22	Miami	8-2
	Michigan State	8-1
24	Missouri	8-2
25	Drake	8-2

Other UK opps receiving votes: **South Carolina 46**,
South Florida 30, **Texas A&M 23**

WEEK-BY-WEEK

DATE	AP	COACHES
Preseason	NR	RV
Nov. 12	NR	no poll
Nov. 19	NR	RV
Nov. 26	25	25
Dec. 3	19	19
Dec. 10	18	20
Dec. 17		

BY THE BIG BLUE NUMBERS

career points for Maci Morris ranking 16th all-time at UK

career points for Taylor Murray becoming 34th player in 1,000 point club

wins in Kentucky Women's Basketball history

career assists for Taylor Murray ranking top-10 in program history

wins by Coach Mitchell in his 12 seasons at Kentucky

career 3s by Maci Morris which ranks 2nd most in program history

percent graduation rate under Coach Mitchell

percent from 3 last season by Maci Morris (2nd in nation)

number of ranked teams UK had defeated under Coach Mitchell

players have received All-SEC honors under Coach Mitchell

straight semesters with a overall team GPA above a 3.0

straight seasons ranking top 15 in national attendance

NCAA Tournament appearances under Coach Mitchell

Sweet 16 appearances under Coach Mitchell



KENTUCKY'S RECORD WHEN ...

	ALL	SEC
Leading or tied at halftime	9-0	0-0
Trailing at halftime	1-1	0-0
Shoot 50 percent or higher	2-0	0-0
Shoot 60 percent or higher	0-0	0-0
Shoot less than 50 percent	8-1	0-0
Shoot higher percentage than opp.	6-0	0-0
Shoot lower percentage than opp	4-1	0-0
Opp. shoot worse than 50 percent	9-0	0-0
Opp. shoot 50 percent or higher	1-1	0-0
Opp. shoot 60 percent or higher	0-0	0-0
Score less than 60 points	0-0	0-0
Score 60 or more points	9-1	0-0
Score 70 or more points	9-1	0-0
Score 80 or more points	5-0	0-0
Score 90 or more points	1-0	0-0
Score 100 or more points	0-0	0-0
Opp. score 30 or less points	0-0	0-0
Opp. score 40 or less points	1-0	0-0
Opp. score 50 or less points	3-0	0-0
Opp. score 60 or less points	7-0	0-0
Opp. score 70 or less points	8-0	0-0
Opp. score 80 or less points	10-1	0-0
Opp. score 90 or more points	3-1	0-0
Opp. score 70 or more points	2-1	0-0
Opp. score 80 or more points	0-1	0-0
Opp. score 90 or more points	0-0	0-0
Outrebound or same as opponent	5-1	0-0
Outrebounded by opponent	5-0	0-0
Commit fewer turnovers than opp.	10-0	0-0
Commit same turnovers as opp.	0-0	0-0
Commit more turnovers than opp.	0-1	0-0
Commit single digit turnovers	0-0	0-0
Force 20 or more turnovers	6-0	0-0
Force 25 or more turnovers	6-0	0-0
Make 6 or more 3-pointers	9-1	0-0
Make 5 or fewer 3-pointers	1-0	0-0
Opp. make 6 or more 3-pointers	2-0	0-0
Opp. make 5 or fewer 3-pointers	8-1	0-0
Game decided by 10 pts or less:	2-1	0-0
Game decided by 1-5 pts:	1-1	0-0
Game decided by 6-10 pts:	1-0	0-0
Game decided by 11-15 pts:	1-0	0-0
Game decided by 16+ pts:	7-0	0-0
Overtime games:	0-0	0-0
Televised games:	10-1	0-0
SEC Network+	6-0	0-0
ESPNU	0-0	0-0
ESPN2	0-0	0-0
ESPN3	0-0	0-0
SEC Network	1-0	0-0
FloHoops	3-0	0-0
ACC Network Extra	0-1	0-0
Games vs. AP ranked opponents:	1-1	0-0
Games vs. AP Top 10	0-1	0-0
Games following a loss:	1-0	0-0
Games following a win:	8-1	0-0
More points in the paint than opp.:	5-0	0-0
Fewer points in the paint than opp.:	5-1	0-0
Same points in the paint than opp.:	0-0	0-0
More points off turnovers:	9-1	0-0
Fewer points off turnovers:	0-0	0-0
Same points off turnovers:	1-0	0-0
More bench points than opp.:	10-0	0-0
Fewer bench points than opp.:	0-1	0-0
Same bench points as opp.:	0-0	0-0
More 2nd-chance points than opp.:	8-1	0-0
Fewer 2nd-chance points than opp.:	2-0	0-0
Same 2nd-chance points as opp.:	0-0	0-0
One UK player scores 10+:	0-0	0-0
Two UK players score 10+:	0-0	0-0
Three UK players score 10+:	6-1	0-0
Four UK players score 10+:	4-0	0-0
Five UK players score 10+:	0-0	0-0
Six UK players score 10+:	0-0	0-0
Seven UK players score 10+:	0-0	0-0
Eight UK players score 10+:	0-0	0-0
On Monday:	0-0	0-0
On Tuesday:	0-0	0-0
On Wednesday:	1-0	0-0
On Thursday:	3-0	0-0
On Friday:	1-0	0-0
On Saturday:	2-0	0-0
On Sunday:	2-1	0-0
In November:	8-0	0-0
In December:	2-1	0-0
In January:	0-0	0-0
In February:	0-0	0-0
In March:	0-0	0-0
In April:	0-0	0-0

GAME NOTES

SCOUTING WESTERN CAROLINA

- Western Carolina enters Tuesday's game with a 2-8 record, including a 0-5 mark on the road. The Catamounts have had 14 days off since they last played on Dec. 4 against USC Upstate, earning a 68-64 overtime win.
- WCU is averaging 57.1 points per game this season, hitting 36.7 percent from the field and 28.2 percent from long range. The Catamounts are averaging 23.4 3-point attempts per game and hitting 6.6 of those tries. WCU has a -5.7 turnover margin entering the game averaging over 20 turnovers per game.
- Freshman guard Jewel Smalls leads the Catamounts this season by averaging 9.1 points per game, adding 4.9 rebounds per game and team-best 20 steals. Senior guard Angel Allen is averaging 8.4 points per game with 4.3 rebounds per game and 22 assists while Junior forward Tess Harris is averaging 8.0 points per game and has hit a team-best 19 3-pointers. Junior guard Judith Martin Ruiz leads the team in assists with 41, but also has 51 turnovers this season.

SERIES HISTORY VS. WESTERN CAROLINA

- This is the first all-time meeting between Kentucky and Western Carolina.

SERIES HISTORY VS. CURRENT ALIGNMENT OF THE SOCON

- Kentucky owns a 14-1 all-time record against teams that currently make up the Southern Conference. UK's only loss was to East Tennessee State.

WILDCAT SHINE IN FIRST HALF VS. MIDDLE TENNESSEE

- Kentucky shot 71.4 percent (15-for-21) from the field in the first half against Middle Tennessee to open a 22-point halftime lead and roll to a 72-55 victory over the Blue Raiders on Saturday. UK ended the game with a season-best 56.8 percent (25-for-44) including 6-of-10 from long range.

COMEBACK FALLS SHORT AT HIGHLY RANKED LOUISVILLE

- Rhyne Howard scored 25 points and had 10 rebounds for her third double-double of the season but it was not enough for Kentucky, who nearly erased an 18-point second-half deficit in its 80-75 loss at Louisville. UK outrebounded the Cardinals, 32-28, including 12-6 on the offensive glass with a 20-6 edge in second-chance points.

RHYNE HOWARD EARNS THIRD SEC FRESHMAN OF THE WEEK HONOR

- Howard received her first honor of the season on Nov. 13 after strong performances against Alabama State and Southern before being tabbed the league's top freshman on Nov. 27 after helping UK win the Paradise Jam Island Division. The native of Cleveland, Tenn., is the fourth player in program history to win three or more conference freshman of the week honors, joining Victoria Dunlap, A'dia Mathies and Bria Goss. All four players have come in the Matthew Mitchell era.
- The latest honor came after she started the week with 19 points, seven rebounds and a season-best seven steals against Rhode Island. Against highly ranked Louisville, Howard led Kentucky in scoring with 25 points on 9-of-17 shooting with 10 rebounds and a team-best and career-high six assists.
- Howard is the first UK freshman in the Mitchell era to score at least 10 points in each of her first 10 games. She leads Kentucky in scoring at 18.9 points per game and rebounding with 7.2 boards per game. The rookie also leads UK in blocks with 12 and is second on the team with 22 assists and 25 steals.

MORRIS LEADS CATS PAST MOREHEAD STATE, RHODE ISLAND

- Maci Morris scored 25 first-half points against Morehead State, which potentially could be a school record but halftime statistics are incomplete prior to the 1982-83 season. The senior went 10-of-14 from the field and 4-of-6 from long range in the first half. In the second quarter alone, Morris scored 19 points. Overall, Kentucky scored 52 first-half points and earned the 87-57 win over the Eagles.
- A week later, Morris scored 29 overall including 15 in the first half against Rhode Island to guide Kentucky to a 75-52 win. The senior hit five 3s in the game adding five rebounds and four assists. Fellow senior Taylor Murray scored 11 points against URI while freshman Rhyne Howard had 19 points, seven rebounds and seven steals.



PARADISE JAM ISLAND DIVISION CHAMPS!

- Kentucky earned the 2018 Paradise Jam Island Division Championship with a 85-63 win over No. 17 USF, 75-74 overtime win vs. (rv) UCLA and 85-75 comeback win vs. North Carolina.
- The Wildcats were paced by Rhyne Howard, who led UK in scoring all three games including two 20-point performances, earning MVP honors. Howard averaged 21 points and hit the game-tying layup off an offensive rebound to send the UCLA game to overtime before eventually winning the game with a free throw. Taylor Murray was named to the all-tournament team after averaging 18.7 points during the three-day event. Murray had an incredible stat line against North Carolina with 23 points, 10 assists, seven steals and six rebounds.
- Kentucky dominated against then-No. 17 South Florida, outscoring the Bulls 24-8 in the second quarter to take control of the game. UK's 85 points against USF was the most the Bulls have allowed this season while their 63 points were the second fewest they have scored.
- UK had a double-digit lead against UCLA in game two event before the Bruins outscored the Wildcats 35-25 in the second half. The Bruins dominated in the paint, 48-22, but UK scored 19 points off turnovers.
- The Wildcats trailed 60-47 against UNC late in the third quarter before rallying for the ninth largest comeback in the Matthew Mitchell Era behind a 38-15 run over the final 13 minutes of play. It was UK's defense that turned the tables on the Tar Heels, forcing 27 turnovers and scoring 34 points off those miscues.

MURRAY, HOWARD SWEEP SEC WEEKLY HONORS

- Taylor Murray was named the SEC Player of the Week while freshman guard Rhyne Howard was tabbed the SEC Freshman of the Week on Nov. 27, completing a UK sweep of the league office's weekly honors for the first time since 2011.
- Murray is the first UK player to earn player of the week honors since Evelyn Akhator in 2017. This is Howard's second time to win the freshman of the week honor in just three weeks. Howard is the fifth player in program history to earn multiple freshman of the week honors from the league office, joining Carly Ormerod, Victoria Dunlap, A'dia Mathies and Brianna Goss.
- The honors mark just the second time in program history that UK has swept the weekly honors from the league office. The only previous time it was accomplished was on Dec. 6, 2011 when Mathies was named player of the week and Goss was tabbed freshman of the week.

MURRAY NAMED NATIONAL PLAYER OF THE WEEK

- Taylor Murray was named College Sports Madness' National Player of the Week for her strong performance in the 2018 Paradise Jam. The senior guard becomes the first UK player to earn a national player of the week award since Evelyn Akhator in 2016. College Sports Madness also named Murray its SEC Player of the Week.

BEST START SINCE 2015-16

- UK started the season 9-0, which is its best start to a season since starting 10-0 in 2015-16.
- This was the fifth time that Kentucky has started a season 9-0 or better under Coach Mitchell. Each of the previous four times the Wildcats have started 9-0 or better under Mitchell they have advanced to the Sweet 16, including two Elite Eight appearances.

DEFENSE POWERING CATS EARLY

- The Kentucky defense has been fantastic to start the season, allowing just 57.5 points per game. UK allowed just 176 total points in the first four games of the season, which was its fewest since 1974-1975 (147).
- Kentucky limited four straight opponents to 51 points or less for the first time in the Matthew Mitchell Era to start the season. UK hasn't accomplished the feat since limiting seven straight opponents to 51 points or less during the 2006-07.
- In 44 quarters of play this season, UK has limited its opponent to 10 points or less in 11 quarters and 12 points or less in 19 quarters. Meanwhile, UK has scored 20 points or more in 23 quarters, including a season-best 29 in the third quarter vs. URI. UofL scored 31 points in the third quarter, which is the most UK has allowed in a quarter this season.

HOWARD LEADS UK PAST SOUTHERN WITH 29 POINTS, SEVEN 3S

- Freshman Rhyne Howard scored a career high 29 points, including a school-record-tying seven 3-pointers, as UK beat Southern 91-41 to move to 2-0 on the season.
- Howard is the first freshman in program history to hit seven or more 3s in a game. Her effort vs. SU marks the most points scored by a UK freshman since 2014.
- For her efforts, Howard was named the SEC Freshman of the Week by the league office.

KENTUCKY UNDER COACH MITCHELL

(2007-Present)	Total
Home Games.....	162-36
Memorial Coliseum.....	155-27
Rupp Arena.....	7-9
Road Games.....	70-59
Neutral Sites.....	37-19
SEC Games.....	108-64
Home.....	62-23
Road.....	46-40
Regular season, non-conference.....	129-33
Home.....	96-9
Road.....	24-21
Neutral.....	9-3
vs. ranked teams in non-conference.....	13-16
SEC Tournament.....	16-11
NCAA Tournament.....	16-8
WNIT.....	3-2
Leading or tied at halftime.....	216-27
Trailing at halftime.....	50-90
Shoot 50 percent or higher.....	43-5
Shoot less than 50 percent.....	223-113
Shoot higher percentage than opp.....	141-17
Shoot lower percentage than opp.....	69-99
Shooting same percentage as opp.....	2-2
Opp. shoots worse than 50 percent.....	257-80
Opp. shoots 50 percent or higher.....	9-38
Score fewer than 60 points.....	20-47
Score 60 or more points.....	240-67
Score 70 or more points.....	177-27
Score 80 or more points.....	100-5
Score 90 or more points.....	42-1
Score 100 or more points.....	18-0
Opp. scores 30 or fewer points.....	2-0
Opp. scores 40 or fewer points.....	19-0
Opp. scores 50 or fewer points.....	60-1
Opp. scores 60 or fewer points.....	150-12
Opp. scores 70 or fewer points.....	226-43
Opp. scores 80 or fewer points.....	251-80
Opp. scores 60 or more points.....	111-90
Opp. scores 70 or more points.....	36-67
Opp. scores 80 or more points.....	5-35
Opp. scores 90 or more points.....	2-10
Outrebounded or same as opponent.....	180-43
Outrebounded by opponent.....	86-75
Commits fewer turnovers than opp.....	217-58
Commits same turnovers as opp.....	3-10
Commits more turnovers than opp.....	46-50
Force 30 or more turnovers.....	34-1
Makes 6 or more 3-pointers.....	142-32
Makes 5 or fewer 3-pointers.....	125-86
Game decided by 10 pts or fewer.....	101-66
Game decided by 1-5 pts.....	48-30
Game decided by 11-15 pts.....	39-22
Game decided by 16+ pts.....	122-22
Overtime games.....	9-4
Televised games.....	177-85
Games vs. ranked opponents.....	48-65
Games vs. top 10 ranked opponents.....	16-41
Games following a loss.....	73-33
Games following a win.....	180-84
More points in the paint than opp.....	191-31
Fewer points in the paint than opp.....	65-77
Same points in the paint than opp.....	10-10
More bench points than opp.....	199-51
Fewer bench points than opp.....	64-65
Same bench points as opp.....	3-2
More 2nd-chance points than opp.....	176-59
Fewer 2nd-chance points than opp.....	68-51
Same 2nd-chance points as opp.....	22-8
On Monday.....	12-9
On Tuesday.....	11-5
On Wednesday.....	18-2
On Thursday.....	70-36
On Friday.....	36-7
On Saturday.....	26-12
On Sunday.....	93-47
In November.....	68-9
In December.....	49-22
In January.....	62-33
In February.....	48-31
In March.....	39-22
In April.....	0-1



SEC STANDINGS

Team	SEC	Pct.	All	Pct.
Kentucky	0-0	.000	10-1	.909
Alabama	0-0	.000	7-4	.636
Arkansas	0-0	.000	8-3	.727
Auburn	0-0	.000	8-1	.888
Florida	0-0	.000	3-7	.300
Georgia	0-0	.000	6-4	.600
LSU	0-0	.000	5-3	.625
Mississippi St.	0-0	.000	10-0	1.000
Missouri	0-0	.000	8-3	.727
Ole Miss	0-0	.000	5-7	.416
South Carolina	0-0	.000	6-4	.600
Tennessee	0-0	.000	8-0	1.000
Texas A&M	0-0	.000	8-2	.800
Vanderbilt	0-0	.000	4-6	.400

- Regular season champions

^ - Tournament champions

CAREER DOUBLE-DOUBLES

TAYLOR MURRAY: 6 CAREER (1 SEASON)

2018-19 (1)

23 points - 10 assists vs. North Carolina, 11-24-18

2017-18 (3)

18 points - 12 rebounds at Montana, 11-16-17

20 points - 10 assists vs. Alabama, 1-25-18

12 points - 10 assists at Ole Miss, 2-22-18

2016-17 (2)

11 points - 13 rebounds at LSU, 1-19-17

18 points - 13 rebounds at Missouri, 1-30-17

MACI MORRIS: 1 CAREER (0 SEASON)

2017-18 (1)

10 points, 10 rebounds vs. Gardner-Webb, 11-12-17

TATYANA WYATT: 1 CAREER (0 SEASON)

2017-18 (1)

20 points, 10 rebounds vs. Evansville, 12-5-17

RHYNE HOWARD: 3 CAREER (3 SEASON)

2018-19 (3)

25 points, 12 rebounds vs. North Carolina, 11-24-18

17 points, 10 rebounds vs. Morehead State, 11-28-18

25 points, 10 rebounds at Louisville, 12-09-18

DEFENSE SHINES IN SEASON OPENING WIN VS. ALABAMA STATE

- UK forced 42 turnovers - the fourth most in a game in program history - and scored 51 points off those miscues to earn their 10th straight win in a season or home opener on Wednesday against Alabama State.
- UK had 23 steals in the game, which is the sixth most steals in a game in program history. It was the first time Kentucky had recorded 20 or more steals since 24 vs. Georgia Southern on Nov. 13, 2013.

ROOKIES HAVE HISTORIC DEBUT

- Both of Kentucky's freshmen scored 13 or more points in their varsity debut against Alabama State, which is the first time in program history that has happened.
- Freshman guard Rhyn Howard scored 15 points, adding six rebounds, three assists, three blocks and two steals. Howard's 15 points were the fifth most in a player's UK varsity debut.
- Freshman guard Blair Green had 13 points in the game, going 5-of-10 from the field and 1-of-3 from long range. Green's 13 points tied the seventh most in a UK player's varsity debut.

RECORD MARGIN OF VICTORY FOR KENTUCKY

- The Wildcats won each of their first two games to start the season by 50+ points. It was the first time in program history UK has won consecutive games by 50 or more points. UK defeated Alabama State 87-35 and Southern 91-41.

TURNOVERS TELL THE TALE

- In 11 games, Kentucky has forced 266 turnovers and scored 300 points off turnovers.
- UK scored 41 points off 29 Southern turnovers and had 51 points off 43 Alabama State turnovers. Against Virginia, UK forced 32 turnovers and scored 32 points off turnovers. Against UNC, UK forced 27 turnovers and forced 34 points off those miscues. The Wildcats forced URI into 30 turnovers and scored 21 points.

YOU GET AN ASSIST AND YOU GET AN ASSIST ...

- Kentucky recorded 22 assists in each of its first two games to start the season. It was the first time Kentucky has started a season with back-to-back 20+ assists games since 2012-13. The Wildcats lost to UConn in the Elite Eight that season.
- UK has 10 or more assists every game but one this season (vs. Virginia).

CATS LIGHT IT UP FROM LONG RANGE

- After hitting 10 3-pointers vs. Alabama State and 13 treys vs. Southern, UK had 10 or more 3s in back-to-back games for the first time since Nov. 25 and 28 of 2012. That 2012-13 team went on to set the program record for most 3s in a season with 240.
- The 13 3s made vs. SU tied for the second most 3s made in a game in program history and the first time UK has accomplished that feat since hitting 14 against Mississippi St. in 2012.
- Kentucky has hit nine or more 3s in five games this season. After 11 games, UK is averaging 8.1 3s per game which ranks second in the league while their 83 total 3s made ranks 22nd nationally and first in the league.
- If the high percentage keeps up, UK is on pace to hit approx. 243 3-pointers this season which would break the school record for 3s made in a single season.
- Kentucky shot 36.8 percent from long range last season which was the third-best 3-point field goal percentage for a season in program history and the best ever during Coach Mitchell's tenure. Each of the top seven best 3-point shooting teams in UK history have come in Coach Mitchell's tenure.

'LAST YEAR, BEST YEAR' FOR MORRIS

- Maci Morris is off to a great start this year for the Wildcats, averaging 16.5 points per game while hitting a team-best 29 3-pointers. The senior guard has scored in double figures in nine of her 11 games, including three games of 20 or more. Morris' best two games came recently, scoring 31 against Morehead State and 29 vs. Rhode Island.
- Morris scored 25 first-half points against MSU which is the most in the first half by any UK player since at least 1982-83 (prior halftime statistics are incomplete before that).
- Morris ranks third in the league in field-goal attempts, seventh in field-goals made, fifth in points, first in free-throw percentage, eighth in points per game, second in 3s made and third in 3s made per game and 3PPG percentage.
- Morris had one of the best seasons in Kentucky women's basketball history last season, averaging 17.3 points per game and ranking second in the nation at 47.5 percent from long range. The high 3-point field-goal percentage was the best in a single season by a UK player in program history. The native of Bell County, Kentucky was the only player in the SEC to score 20+ points in seven straight games against league opponents last season.



MORRIS IN THE CAREER RANKINGS

- Morris has 1,391 career points to rank 16th all-time. She needs 42 more points to tie Jodie Whitaker (1986-89) for 15th all-time.
- Morris ranks second with 206 career 3s made. She needs 65 more to tie Sara Potts for first.
- Morris has a career 3-point field-goal percentage of 40.0 percent which is currently first in program history .3 better than Kristi Cushenberry at 39.7.
- Morris has a career free-throw percentage of 86.6 percent which is best in program history.
- Complete list on page 13 of the game notes.

MORRIS NAMED ON TWO PRESEASON WATCH LISTS

- Maci Morris has been named one of 20 players to the 2019 Ann Meyers Drysdale Award Preseason Watch List and one of 50 players to the Citizen Naismith Trophy Watch list.
- Named after the first player, male or female, named to the All-America Team in four straight college seasons, the Drysdale Award in its second year recognizes the top shooting guard in women's NCAA Division I college basketball.
- The Naismith midseason 30 team will be announced on Feb. 11, 2019, and then the competition will be narrowed down to 10 national semifinalists on March 4, 2019. The four finalists will be named on March 22, 2019, and the winner of the 2019 Citizen Naismith Trophy for Women's Player of the Year will be announced on April 6, 2019.

MURRAY LOOKING FOR MORE IN 2018-19

- Eleven straight double-figure scoring games to start the year for Taylor Murray is just what her and UK were looking for from the senior guard. The native of Odenton, Md., has been great for UK averaging 14.8 points per game while leading UK with 46 assists and 38 steals. Murray is hitting 53.1 percent from the field and is averaging 3.3 rebounds per game.
- Murray's best outing this season came against UNC when she posted 23 points with 10 assists, seven steals and six rebounds. The guard ranks third in the SEC in assist-turnover ratio, fourth in assists, sixth in field-goal percentage, eighth in points, second in free-throw percentage and first in steals.
- Murray had a fantastic junior season for Kentucky finishing second on the team with 11.5 points per game and 4.3 rebounds per game while pacing the team with 136 assists and 67 steals. Murray ranked third in the league in assist-turnover ratio at 2.19 and in free-throw percentage at 83.8 percent.

MURRAY JOINS 1,000 POINT CLUB ... OTHER CAREER RANKINGS

- Taylor Murray connected on two free throws late against Virginia to not only clinch the Kentucky win but enshrine her in the UK record books forever as she became the 34th player in program history to score 1,000 career points.
- Murray sits at 1,124 career points and needs 11 more points to tie Karen Mosley for 26th all-time with 1,135.
- The guard has 373 career assists which ranks ninth all-time at UK. She needs 27 more to tie Rita Adams for eighth all-time at 400.
- Murray is a career 84.1 percent shooter from the free-throw line, which ranks third best in program history behind Maci Morris (.866) and Jenny Pfeiffer (.861)

MORRIS, MURRAY PRESEASON ALL-SEC

- Senior guards Maci Morris and Taylor Murray have been recognized by league coaches as two of the top performers in the Southeastern Conference this preseason as both have been named to the 2018-19 Preseason All-SEC Team.
- Morris was tabbed to the first team after being named to the second team following last season. Murray earned second-team honors for the second straight year after being on the SEC All-Defensive team last season. The Wildcats were picked to finish seventh in the league.

SOPHOMORE CLASS KEY TO SUCCESS

- Kentucky's group of sophomores are going to be key to the success of the 2018-19 season as they all look to improve on strong rookie campaigns. With Harrison out indefinitely, more of the focus will be on posts KeKe McKinney and Tatyana Wyatt. McKinney played in 30 games with 17 starts last season averaging 4.7 points and 3.7 rebounds per game, while Wyatt played in 24 games with four starts averaging 6.6 points and 3.5 rebounds per game.
- So far this season, both players have played well with McKinney averaging 5.2 rebounds per game and 4.9 points per game while Wyatt is averaging 3.5 rebounds and 4.7 points per game.
- Fellow sophomore guard Kameron Roach figures to add depth to the guard after playing in 15 games last season with 7.3 minutes per game.

2018-19 HONORS

TAYLOR MURRAY

- Preseason All-SEC Second Team by league coaches
- SEC Player of the Week (Nov. 27)
- College Sports Madness National Player of the Week (Nov. 26)

MACI MORRIS

- Preseason All-SEC First Team by league coaches
- Ann Meyers Drysdale Award Watch List
- Citizen Naismith Trophy Watch List

RHYNE HOWARD

- SEC Freshman of the Week (Nov. 13)
- SEC Freshman of the Week (Nov. 27)
- SEC Freshman of the Week (Dec. 11)

CAREER 20-POINT GAMES

MACI MORRIS		16
29	vs. Arizona State	12/11/16
20	at Washington State	11/19/17
22	at Baylor	11/30/17
20	vs. Evansville	12/5/17
21	vs. Cal	12/21/17
22	at Texas A&M	1/4/18
22	at Missouri	2/8/18
21	at Mississippi State	2/13/18
20	vs. Arkansas	2/15/18
35	at South Carolina	2/18/18
20	at Ole Miss	2/22/18
22	vs. Mississippi State	2/25/18
25	vs. Alabama	3/1/18
22	vs. High Point	11/18/18
31	vs. Morehead State	11/28/18
29	vs. Rhode Island	12/06/18

TAYLOR MURRAY		7
21	at Louisville	12/4/16
23	at Tennessee	1/1/17
29	at South Carolina	2/26/17
22	vs. Sacramento State	11/10/17
23	at Vanderbilt	1/15/18
20	vs. Alabama	1/25/18
23	at Missouri	2/8/18
23	vs. North Carolina	11/24/18

TATYANA WYATT		1
20	vs. Evansville	12/5/17

RHYNE HOWARD		4
29	vs. Southern	11/11/18
20	vs. UCLA	11/23/18
25	vs. North Carolina	11/24/18
25	at Louisville	12/09/18



STARTING LINEUP RECORDS

Team	G	G	G	F	F	Result
Alabama St.	Murray	Morris	Howard	McKinney	Wyatt	W, 87-35
Southern	Murray	Morris	Howard	McKinney	Wyatt	W, 91-41
Virginia	Murray	Morris	Howard	McKinney	Wyatt	W, 63-51
High Point	Murray	Morris	Howard	McKinney	Anyagaligbo	W, 71-49
USF	Murray	Morris	Howard	McKinney	Wyatt	W, 85-63
UCLA	Murray	Morris	Howard	McKinney	Wyatt	W, 75-74(ot)
UNC	Murray	Morris	Howard	McKinney	Wyatt	W, 85-75
MSU	Murray	Morris	Howard	McKinney	Wyatt	W, 87-57
Rhode Island	Murray	Morris	Howard	McKinney	Wyatt	W, 75-52
Louisville	Murray	Morris	Howard	McKinney	Wyatt	L, 80-75
Middle Tenn.	Murray	Morris	Howard	McKinney	Wyatt	W, 72-55

Record by Lineups:

1.	Murray	Morris	Howard	McKinney	Wyatt	9-1
2.	Murray	Morris	Howard	McKinney	Anyagaligbo	1-0

bold indicates last starting lineup used

MEDIA INFORMATION

CREDENTIAL REQUESTS

Requests for media credentials and parking passes for 2018-19 Kentucky WBB home games should be made to Evan Crane at wesley.crane@uky.edu. Requests for UK away games should go to the media relations office of the home team.

UK WEBSITE -- UKATHLETICS.COM

Visit the official University of Kentucky Athletics web site at ukathletics.com. The official Southeastern Conference web site is secsports.com.

GET LIVE STATS ON YOUR LAPTOP!

The University of Kentucky has partnered with StatBroadcast Systems to provide stats technologies, namely its StatMonitr wireless stat monitors and online media stats, at Kentucky home women's basketball games this season. To access live game stats on your personal laptop, go to: <http://kentucky.statbroadcast.com>. The password is gocats1819.

UK MEDIA CONFERENCE

Each game week in the UK Media Room head coach Matthew Mitchell will hold a press conference to discuss the upcoming game. Selected players are available following the press conference. Check with UK media relations for exact times and dates. Selected quotes from the media conference are available via ukathletics.com.

WEEKDAY INTERVIEWS

Interview Policies-General — All interviews with Kentucky women's basketball players or staff members must be arranged through the Athletics Communication and Public Relations office. Media should never contact a player or coach directly. In accordance with NCAA time management legislation, player interview requests must be submitted by Sunday at noon for the following week. Team locker rooms, and other team quarters are private team areas. Media members are not permitted in these areas unless accompanied by appropriate University personnel.

POST GAME INTERVIEWS

The visiting team coach and select players will be available in the Memorial Coliseum media room following a 10-minute cooling off period. UK's Matthew Mitchell will follow the visiting coach and UK players will be last. A member of the Athletics Communication and Public Relations staff will solicit media requests for players at the final media timeout. After the game, those players will be escorted to the interview area along with their coaches by a member of that school's media relations office as well as a representative of Athletics Communications and Public Relations. Quotes will be available for all working media in the Athletics Communications and Public Relations office and on the official UK web site, ukathletics.com.

PRACTICE SCHEDULE

Practice usually runs from 3:30 - 6 p.m. ET in the Joe Craft Center. Practices are open to the media. However, we ask you to please call in advance due to changing practice schedules during the season. Contact Evan Crane for further information.

COMEBACK CATS

The Cats are 95-59 (.616) in "close games" (games decided by 10 points or fewer) under Matthew Mitchell.

BIGGEST COMEBACKS

- 19 Miami (Ohio), 53-34, 16:27 in second half, (won, 77-71) 11/21/00
- 18 Miami (Ohio), 14:35 in second half, (won, 108-102, OT) 12/21/02
- 18 MTSU, 31-13, 3:54 in first half (also down 46-29, 14:29 in 2nd half) (won, 68-66) 1/8/89
- 17 Oregon State, 38-21, 2:29 in first half (won 73-70) 11/25/04
- 17 WKU, 30-47, 17:09 in second half, (won 76-63) 12/22/03
- 17 Villanova, 19-2, 11:52 in first half (won 63-54) 12/29/96
- 16 Louisville, 32-16, 6:44 in first half (won 77-68) 12/7/14
- 16 South Carolina, 30-46 in second half, (won, 78-74) 2/14/13
- 16 Vanderbilt, 53-37, 11:19 in second half (won, 74-68) 1/6/89
- 16 Ole Miss, 24-8, 6:51 in first half (won, 69-61) 2/8/07
- 15 Mississippi State, 54-39, 15:18 in second half (won, 76-67) 3/6/15

BIGGEST COMEBACKS IN THE MITCHELL ERA

- 16 Louisville, 32-16, 6:44 in first half (won 77-68) 12/7/14
- 16 South Carolina, 30-46 in second half, (won, 78-74) 2/14/13
- 15 Mississippi State, 54-39, 15:18 in second half (won, 76-67) 3/6/15
- 14 Baylor, 40-26, 18:31 in the second half (won, 74-64) 11/17/14
- 14 Louisville, 21-7, 11:16 in first half (won 69-64) 12/1/13
- 14 Louisville, 35-21, 15:08 in second half, (won, 48-47) 12/2/12
- 14 Florida, 20-6, 12:46 in first half, (won, 71-67) 3/2/12
- 14 Mississippi St., 40-26, 18:52 in second half, (won, 76-65) 3/6/10
- 13 North Carolina, 60-47, 3:43 in third quarter (won, 85-75) 11/24/18
- 13 Auburn, 25-12, 9:52 in first half, (won, 73-71) 1/19/14
- 12 Arizona State, 37-25, 5:01 in second half, (won, 68-64ot) 11/15/15
- 12 Cincinnati, 18-6, 13:18 in first half, (won, 58-55) 11/17/08



NEWCOMERS IMPRESS IN EARLY GOING

- Kentucky welcomes four newcomers to the 2018-19 team in true freshmen Blair Green and Rhyne Howard and transfers Nae Nae Cole and Sabrina Haines. Cole and Haines will miss the 2018-19 season due to NCAA transfer rules. Green and Howard are going to have an immediate impact on the squad as both have performed well during preseason practice and in Italy.
- Howard and Green made up the 18th-best class in the nation according to All Star Girls Report. Both players were named McDonald's All-America Game nominees and Naismith High School All-America Honorable Mention last season. Howard was tabbed one of 12 players to the Team USA U18 roster and was the 2018 Tennessee Miss Basketball and Tennessee Gatorade Player of the Year. Green was a finalists for Miss Kentucky Basketball and was tabbed first-team all-state by multiple media outlets.

HOWARD WINS GOLD, MVP HONORS IN MEXICO CITY FOR TEAM USA

- Rhyne Howard was chosen to play for the USA U18 Team in the 2018 FIBA Americas U18 Championship and helped lead the USA to gold and won MVP honors.
- Howard shined in every game of the tournament, starting with six points, two rebounds, one assist and a steal vs. Argentina before seven points with eight rebounds, three assists, two blocks and a steal vs. Chile. In the final game of pool play vs. Puerto Rico, Howard had 11 points with six rebounds, six steals and one assist. The guard continued to play well in the elimination rounds with eight points, six rebounds, four assists, two blocks and a steal in the quarterfinals vs. El Salvador before 14 points, including 4-of-7 from long range with five assists, two blocks and two steals against Colombia. She locked up the top honor after five points, four rebounds, four assists and two blocks vs. Canada.

KENTUCKY RANKED INSIDE TOP 20 IN BOTH MAJOR POLLS

- Following its impressive run through the 2018 Paradise Jam Island Division with wins over three teams that have been ranked or receiving votes this season, UK entered the national rankings week 3 and are currently ranked No. 18 (AP)/No. 20 (Coaches).
- Week 3 was the first time UK has been ranked in the AP poll since Dec. 4, 2017.

WILDCATS VS. THE RANKED IN ASSOCIATED PRESS TOP 25

- UK is scheduled to play eight more games against teams currently ranked or receiving votes in the national listings. Those games will be against No. 5/5 Mississippi State, No. 9/9 Tennessee, No. 25/rv South Carolina (twice), No. 22/24 Missouri, rv/rv Texas A&M (twice) and rv/nr Georgia. UK is 1-1 vs. ranked foes this season.

KENTUCKY IN THE SPECIALTY STATS

- UK's success the past few seasons could be attributed to its edge in the specialty stats. Below is a look at how UK has used these typically very important stats to its advantage:

Points in the Paint	UK 274, Opps. 316
Points off Turnovers	UK 300, Opps. 117
Second-Chance Points	UK 121, Opps. 97
Fast Break Points	UK 58, Opps. 91
Bench Points	UK 223, Opps. 144

MEDIA, COACHES PICK UK TO FINISH SEVENTH IN SEC

- Both the SEC Preseason Media Poll and Coaches Poll picked the Wildcats to finish seventh in the league in 2018-19.
- Kentucky went 6-10 in conference play last season and finished ninth in the league.
- The Wildcats defeated Alabama, who finished eighth, in the second round of the SEC Tournament before falling to Mississippi State in the quarterfinals.

POFFENBERGER MEDICALLY RETIRES, WILL REMAIN IN PROGRAM

- Senior guard Paige Poffenberger has medically retired from the game of basketball but will remain in the program and be a vital part of the team in other roles.
- Poffenberger, who is majoring in biology with aspirations of going to medical school and eventually work in pediatrics, plans to study aboard in Spain next year prior to graduation in 2020. She plans to participate in Senior Day ceremonies along with Maci Morris, Taylor Murray and LaShae Halsel on Sunday, Feb. 24 against LSU at 2 p.m. ET.
- The native of Morgantown, W.Va., joined the program as a walk-on in the fall of 2016 and immediately impressed the coaching staff with her hard-nosed style of play and intensity on both ends of the court. The guard played in 35 career games the last two seasons, averaging 5.6 minutes per game and scoring 32 total points.

UK IN NCAA/SEC STATS

TEAM (AS OF 12/17/18)			
CATEGORY	NCAA	SEC	STAT
Ast/TO Ratio	68	4	1.03
Assists	55	4	152
Assists/game	141	8	13.8
Blocks	64	7	40
Fewest Fouls	303	12	196
Fewest TOs	158	10	147
FG%	120	8	41.8
FG% defense	234	12	41.0
FT Attempts	5	1	239
FT Made	1	1	183
FT%	23	1	76.6
Personal Fouls/game	181	9	17.8
Rebound margin	220	13	-0.9
Rebounds	85	8	387
Rebounds/game	283	14	35.1
Scoring Defense	63	5	37.5
Scoring Margin	22	3	21.3
Scoring Offense	36	4	78.7
Steals	2	1	138
Steals/game	19	1	12.5
3FG% defense	158	8	30.2
3FG made	20	2	89
3FG/game	58	3	8.1
3FG%	10	1	41.2
TO margin	1	1	10.9
TOs Forced	9	1	24.2
TOs/game	26	3	13.4
W-L%	18	3	90.9
INDIVIDUAL			
CATEGORY	NCAA	SEC	STAT
Ast/TO Ratio- Murray	33	3	2.5
Ast- Murray	63	4	46
Ast/gm- Murray	138	8	4.2
Blocks- McKinney	57	7	16
Howard	101	11	13
Blocks/gm- McKinney	109	9	1.4
Howard	191	14	1.1
FGs Made- Howard	42	4	69
Morris	77	7	61
Murray	80	8	60
FG %- Murray	68	6	53.1
Howard	117	11	49.3
Final Points- Howard	25	2	197
Morris	45	5	182
Murray	85	8	163
FT %- Morris	33	1	88.6
Murray	64	2	86.0
Howard	238	10	73.3
Points- Howard	71	4	17.9
Morris	118	8	16.5
Murray	218	12	14.8
Rebs- Howard	114	11	76
Rebs/gm- Howard	247	14	6.9
Steals- Murray	4	1	38
Howard	36	2	26
Steals/gm- Murray	15	1	3.4
Howard	94	4	2.3
3PFGM- Morris	31	2	29
Howard	56	4	26
3PFG/gm- Morris	80	3	2.6
Howard	139	7	2.3
3PFG%- Howard	12	3	50.0
Morris	61	4	42.6



STAT SUPERLATIVES

Here are some UK career statistical superlatives among current players:

Most Games Played:
108 Maci Morris
106 Taylor Murray

Most Games Started:
108 Maci Morris
73 Taylor Murray

Consecutive Games Started:
45 Taylor Murray

Games with Double-Figure Scoring:

	2018-19	Career
Maci Morris	9	75
Taylor Murray	11	56
Dorie Harrison	0	8
Tatyana Wyatt	0	7
Jaida Roper	2	8
Amanda Paschal	0	5
KeKe McKinney	2	6
Rhyne Howard	10	10
Blair Green	3	3

Current Streak of Consecutive Games with Double-Figure Scoring:

13 by Taylor Murray
6 by Maci Morris
1 by Blair Green, KeKe McKinney

Games with Double-Figure Rebounding:

	2018-19	Career
Taylor Murray	0	3
Maci Morris	0	1
Tatyana Wyatt	0	1
KeKe McKinney	0	1
Rhyne Howard	3	3

Consecutive Games with Double-Figure Rebounding:
n/a

Games with a Double-Double:

	2018-19	Career
Taylor Murray	1	6
Maci Morris	0	1
Tatyana Wyatt	0	1
Rhyne Howard	3	3

Consecutive Games with Double-Double:
n/a

40-point games: 2018-19 Career
n/a

30-point games: 2018-19 Career
Maci Morris 1 2

20-point games: 2018-19 Career
Maci Morris 3 16
Taylor Murray 1 8
Tatyana Wyatt 0 1
Rhyne Howard 4 4

Consecutive 20-point games:
n/a

Consecutive Games with a 3-pointer:

24 by Maci Morris
2 by Tatyana Wyatt
2 by KeKe McKinney
1 by Blair Green

Consecutive Games with at least one steal:

11 by Taylor Murray
6 by Rhyne Howard
4 by Maci Morris
1 by KeKe McKinney
1 by Amanda Paschal

DORIE HARRISON OUT INDEFINITELY FOR PERSONAL HEALTH REASONS

- Sophomore center Dorie Harrison is out indefinitely for personal health reasons.
- Harrison played in 32 games last season with eight starts, averaging 6.7 points per game and 3.8 rebounds per game. The native of Nashville was named the Southeastern Conference Freshman of the Week after scoring 15 points with five rebounds vs. Alabama and 16 points with four rebounds at Arkansas.
- Mitchell: "Dorie needs to step away from the basketball court to address her personal health. We will give her the time she needs to get healthy and she has our full support. We look forward to her return to the court. We ask everyone to respect her privacy during this time."

CIAO! WILDCATS GAIN EXPERIENCE IN ITALY IN AUGUST

- August was a month of growth for Kentucky WBB as the Wildcats traveled to Italy for its first foreign tour in the Matthew Mitchell Era. UK played three games over 10 days in Italy, going 2-1 on the court and gaining numerous off-the-court benefits. Kentucky is now 22-3 all-time in international play after finishing the trip 2-1.
- UK started the foreign tour with a 73-41 victory over the Bosnia and Herzegovina National Team in Rome before a 64-46 loss to the TK Hannover professional team. The trip ended with a 81-64 win over Marghera Select. The Wildcats started the tour in Rome for three days before two days in Florence and two nights in Venice before ending the trip in Lake Como.
- "It is such a benefit to have these three games, especially with one of them being against really tough competition where the team could identify what we need to do to be a really special team," Mitchell said. "We are not necessarily going to out talent people and roll the ball out. We are really going to have to become a great team and I think we have the makings of that spending so much time together playing in some adverse conditions and being able to actually have a few practices to get a head start on the season are all good things. We are further along this time than we were a year ago."

WILDCATS RETURN CORE FROM LAST SEASON

- Matthew Mitchell and Co. returned a majority of its team from last season, including its top four scorers in Maci Morris, Taylor Murray, Dorie Harrison and Tatyana Wyatt. In all, UK returned 10 of the 13 players that saw time last season, not including redshirt junior Ogechi Anyagaligbo, who missed last season due to injury.
- In all, UK returned 81 percent of its scoring, 80 percent of its assists, 74 percent of its rebounding, 75 percent of its 3-point shooting and 80 percent of its made field goals. Morris and Murray lead the returners after Morris averaged 17.3 points last season while Murray averaged 11.5 points.
- The Wildcats lost three players from last season due to graduation in Alyssa Rice, Jessica Hardin and Makenzie Cann. Cann took a graduate transfer season at NAIA school Southeastern University.

THE MAGIC "80"

- The Wildcats hold a remarkable 346-23 (.937) record since 1974 when scoring 80 points or more. The last loss came at South Carolina on Feb. 26, 2017 when the Cats fell 95-87 in the regular-season finale. UK is 100-5 (.952) under Mitchell when scoring 80 points or more.

UK IN OVERTIME

- UK is 30-26 all-time in overtime games, including a 11-3 mark under Matthew Mitchell, who is 13-5 in his 11-year career as a head coach in OT.

KENTUCKY ALL-TIME

- Kentucky is 808-533 (.602) in its 45th year of varsity women's basketball, including 266-118 (.693) in 12 seasons under Matthew Mitchell. Win No. 750 came against Auburn on Jan. 17, 2016 in Memorial.

MITCHELL MOVES INTO ELITE SEC COMPANY

- Kentucky's dominating 89-57 victory over Ole Miss on Jan. 26, 2017 was an historic one for Kentucky head coach Matthew Mitchell. The win was his 97th all-time in SEC play as a head coach, which ranked him 10th all-time on the SEC's career wins list. UK's win at Arkansas on Feb. 16 was Mitchell's 100th career SEC win.
- Since arriving in Lexington in 2007, Mitchell has led Kentucky to unprecedented success. On top of leading UK to its first SEC Regular Season Championship in 30 years in 2012, Mitchell has four SEC Tournament title game appearances, nine top-four finishes in the league and has coached 18 all-conference performances, including four SEC Player of the Year honorees.



MITCHELL TURNS PROGRAM AROUND

- In 2009-10, Coach Mitchell implemented the “40 minutes of dread” style of play. Although UK doesn’t play that style as much anymore, it started Kentucky on an impressive run of success over the last 10 seasons.
 - Recorded an impressive 233-86 overall record, including a 141-23 mark at home.
 - Eight 20-win seasons, averaging 24.7 wins over the last nine years.
 - Advanced to a school-record eight straight NCAA Tournaments (2010-2017), including three Elite Eight trips during that span with 15 NCAA Tournament wins.
 - Eight top-four SEC finishes, including winning the SEC regular season title in 2012, its first in 30 years.
 - Advanced to the SEC Tournament championship game four times
 - Four SEC Player of the Year Award Winners
 - Two SEC Freshman of the Year Winners

20+ WIN SEASONS UNDER MITCHELL

- The Wildcats have won 20 or more games 18 times in 44 years of varsity basketball, including a school-record eight in a row from 2010-2017. It’s important to note that UK had just 10 20-win seasons in its first 33 years of varsity women’s basketball, but has eight in 10 seasons of the Matthew Mitchell era.

DUNLAP ENSHRINED IN HALL OF FAME CLASS OF 2018

- Victoria Dunlap was enshrined in the UK Athletics Hall of Fame in September of 2018 becoming the first Matthew Mitchell coached player to be inducted into the prestigious hall of fame. Below is a recap of Dunlap’s incredible career at Kentucky.
- First-team All-America as a junior and third-team All-America as a senior ... Two-time SEC Player of the Year ... SEC Defensive Player of the Year ... Two-year WBCA All-Region ... First-team All-SEC as a junior and senior, second team as a sophomore ... Led team to NCAA Elite Eight as a junior ... Ranks top 10 on numerous UK career lists, including second in games started (133), rebounding (1,099), blocks (178), free throws made (445) and free throws attempted (714), third in scoring (1,846), steals (307) and double-doubles (31), and sixth in games played ... First UK player with more than 100 assists, 100 blocks and 300 steals in her career and just the second player with more than 1,000 points and 1,000 rebounds in a career ... Played two seasons in the WNBA.

THE KENTUCKY WBB COACHING STAFF HAS ...

- Combined the Kentucky women’s basketball staff has compiled over 80 years of experience at the Division I level, including coaching or playing in a combined 38 NCAA Tournaments with eight Final Fours, four national championships and a WNBA Championship. Elzy and Butts are in their second stint in Lexington after serving on Mitchell’s staffs before. Butts was an associate head coach on Mitchell’s first staff at Kentucky before Elzy joined the staff for four successful seasons. Amber Smith is in her first year as an assistant coach but has been a part of the Kentucky program for nearly a decade. Dunn, who is a Women’s Basketball Hall of Famer, has over 40 years of coaching experience, including three decades in the collegiate ranks. Dunn is now the special assistant to the head coach after serving as an assistant coach the last two seasons.

RECAPPING THE 2017-18 SEASON

- Kentucky did not have the success it was hoping for in 2017-18 as the Wildcats hit a midseason lull that included an eight-game losing skid. UK responded by winning six league games and was playing better as the season concluded.
- Overall, UK went 15-17, 6-10 in the league and missed postseason play for the first time in Coach Mitchell’s tenure.

CATS SHINE IN THE CLASSROOM

- Matthew Mitchell has put an emphasis on academics since arriving on

CATS IN THE RECORD BOOKS

CAREER 3PTFG MADE

1. Sara Potts, 271
2. **MACI MORRIS, 206**
3. Jennifer O’Neill, 197
4. A’dia Mathies, 177
5. Keyla Snowden, 176
6. Stacey Reed, 175
7. Jenny Pfeiffer, 162
8. Tiffany Wait, 115
9. Sam Mahoney, 113
10. Bria Goss, 112

CAREER 3PTFG %

1. **MACI MORRIS, 40.0**
2. Kristi Cushenberry, 39.7
3. Sara Potts, 37.7
4. Keyla Snowden, 36.9
5. Jodie Whitaker, 36.8
- A’dia Mathies, 36.8
7. Shaunda Roberts, 36.2
8. Tiffany Wait, 36.1
9. Mia Daniel, 35.5
10. Jennifer O’Niell, 34.9

CAREER FT %

1. **MACI MORRIS, .866**
2. Jenny Pfeiffer, .861
3. **TAYLOR MURRAY, .841**
4. Amani Franklin, .824
5. Bria Goss, .819
6. Jodie Whitaker, .810
7. Tiffany Wait, .792
8. Debbie Miller, .790
9. Selia Helm, .789
10. Sara Potts, .783
11. Kristi Cushenberry, .780

CAREER ASSISTS

1. Patty Jo Hedges, 731
2. Sandy Harding, 706
3. Jodie Whitaker, 464
- Lea Wise, 464
5. Stacey Reed, 442
6. Amber Smith, 425
7. Makayla Epps, 408
8. Rita Adams, 400
9. **TAYLOR MURRAY, 373**
10. Tracye Davis, 367

1,000 POINT CLUB

1. Valerie Still, 2,763
2. A’dia Mathies, 2,014
3. Victoria Dunlap, 1,846
4. Leslie Nichols, 1,797
5. Makayla Epps, 1,790
6. Samantha Mahoney, 1,601
7. Pam Browning, 1,598
8. Sara Potts, 1,563
9. Sarah Elliott, 1,502
10. Elisabeth Lukschu, 1,488
11. Selia “SeSe” Helm, 1,487
12. Stacey Reed, 1,482
13. Jennifer O’Neill, 1,449
14. Tiffany Wait, 1,445
15. Jodie Whitaker, 1,433
16. **MACI MORRIS, 1,391**
17. Kristi Cushenberry, 1,358
18. Belitta Croley, 1,339
19. Bria Goss, 1,318
20. Stacy McIntyre, 1,215
21. Maria Donhoff, 1,187
22. LaTonya McDole, 1,180
23. Lea Wise, 1,179
24. Patty Jo Hedges, 1,176
25. Jocelyn Mills, 1,170
26. Karen Mosley, 1,135
27. **TAYLOR MURRAY, 1,124**
28. Janet Timperman, 1,080
29. Tedra Eberhart, 1,071
30. Kim Denkins, 1,057
31. Debbie Miller, 1,031
32. Laura Meadows, 1,024
- Janee Thompson, 1,024
34. Sandy Harding, 1,023



MITCHELL IN THE SEC

Kentucky women's basketball head coach Matthew Mitchell has had a great tenure with the Wildcats and earned 108 career wins in Southeastern Conference play. That win total ranks him third amongst active coaches in the league in career SEC head coaching wins and top 12 all-time. An updated career win list is below.

1. 306 - Pat Summitt, Tennessee
 2. 273 - Andy Landers, Georgia
 3. 141 - Van Chancellor, Ole Miss/LSU (100 - Ole Miss / 41 - LSU)
 4. 139 - Joe Ciampi, Auburn
 5. 132 - Sue Gunter, LSU
 6. 120 - Sharon Fanning, UK/Miss. St. (29 - Kentucky / 96 - MSU)
 7. 115 - Melanie Balcomb, Vanderbilt
 8. 113 - Carol Ross, Florida/Ole Miss (84 - Florida / 29 - Ole Miss)
 9. 117 - Gary Blair, A&M/Arkansas* (62 - A&M / 55 - Arkansas)
 10. 109 - Dawn Staley, South Carolina*
 11. 108 - Matthew Mitchell, Kentucky*
 12. 96 - Rick Moody, Alabama
- * denotes active coach

SEC Record: 108-64 (.627)

Home: 62-23

Away: 46-39

SEC Standings in the Mitchell Era:

- 2008: 4th (8-6), 4-3 (H), 4-3 (A)
 2009: 10th (5-9), 3-4 (H), 2-5 (A)
 2010: 2nd (11-5), 8-0 (H), 3-5 (A)
 2011: 2nd (11-5), 6-2 (H), 5-3 (A)
2012: 1st (13-3), 8-0 (H), 5-3 (A)
SEC Champions
 2013: 2nd (13-3), 7-1 (H), 6-2 (A)
 2014: 4th (10-6), 5-3 (H), 5-3 (A)
 2015: t4th (10-6), 6-2 (H), 4-4 (A)
 2016: t4th (10-6), 6-2 (H), 4-4 (A)
 2017: t3rd (11-5), 6-2 (H), 5-3 (A)
 2018: 9th (6-10), 3-5 (H), 3-5 (A)
 2019: TBD (0-0), 0-0 (H), 0-0 (A)

SEC Coach of the Year: 2010, 2012

SEC Scholar-Athlete of the Year:

Chelsea Chowning: 2008

Alyssa Rice: 2018 (three-way tie)

SEC Player of the Year:

Victoria Dunlap: 2010 and 2011

A'dia Mathies: 2012 and 2013

SEC Freshman of the Year:

A'dia Mathies: 2010

Bria Goss: 2012

SEC Defensive Player of the Year:

Victoria Dunlap: 2011

SEC 6th Woman of the Year:

Keyla Snowden: 2012 (Co-player)

Jen O'Neill: 2015 and 2014 (Co-player)

All-SEC First Team Members:

Victoria Dunlap: 2010 and 2011

A'dia Mathies: 2012 and 2013

DeNesha Stallworth: 2013

Makayla Epps: 2015, 2016 and 2017

Evelyn Akhator: 2017

All-SEC Second Team Members:

Sarah Elliott: 2008

Samantha Mahoney: 2008

Victoria Dunlap: 2009

Eleia Roddy: 2009

A'dia Mathies: 2010

Samarie Walker: 2013

Jennifer O'Neill: 2014 and 2015

DeNesha Stallworth: 2014

Janee Thompson: 2016

Evelyn Akhator: 2016

Maci Morris: 2018

All-SEC Freshman Team:

Victoria Dunlap: 2008

Amber Smith: 2008

A'dia Mathies: 2010

Bernisha Pinkett: 2011

Bria Goss: 2012

Linnae Harper: 2014

Alexis Jennings: 2015

Maci Morris: 2016

SEC All-Defensive Team:

Victoria Dunlap: 2010 and 2011

A'dia Mathies: 2011 and 2012

Samarie Walker: 2013

Linnae Harper: 2015

Taylor Murray: 2018

campus as the Wildcats have had a 3.0 team GPA or better each of the last 10 semesters. In the fall of 2016, the Wildcats posted a 3.517 team GPA, which was the highest GPA for a semester in the Mitchell era. UK followed that with a 3.464 team GPA in the spring with four players earning 4.0s. UK earned a 3.3 team GPA in the fall of 2017. Under Mitchell, 38 Wildcats have been tabbed to the SEC Academic Honor Roll and 100 percent of Mitchell's players have received their degrees.

SEVEN CATS PLAYING OVERSEAS

- Kentucky women's basketball currently has seven alumnae who signed professional contracts to play overseas for the 2017-18 season.
 - Azia Bishop is playing for Feko Ilgaz in Turkey.
 - Bria Goss is playing for Maccabi Raanana in Israel.
 - DeNesha Stallworth and Jennifer O'Neill are playing for Sparta&K MR in Russia
 - Janee Thompson is playing for Piestanske C. in Slovakia
 - Evelyn Akhator is playing for Besiktas in Turkey
 - Makayla Epps is playing for Hoops Club in Lebanon.

9 STRAIGHT YEARS TOP 15 IN ATTENDANCE

- Big Blue Nation continues to show its massive support for Kentucky WBB as UK ranked 15th in average attendance during the 2017-18 season with 5,187 fans per game, marking the ninth straight year the Wildcats have ranked in the top 15 in average attendance nationally. UK has ranked top 25 in average attendance for 15 straight seasons.
- Overall in 16 homes games – including three inside Rupp Arena – Kentucky amassed a total attendance of 82,984, which ranked top-20 nationally in total home attendance for 2017-18. Kentucky did not amass 100,000 for the seventh straight year, but played four fewer home games in 2017-18 than previous years.
- Kentucky's attendance numbers have reached impressive heights the last decade as the Wildcats have averaged 5,000 or more fans every year since 2009-10, while seven of the eight most-attended home games in program history have all come the past few years under head coach Matthew Mitchell.

MITCHELLS DONATE \$1 MILLION TO UK ATHLETICS

- In June of 2014, Coach Matthew Mitchell and his wife, Jenna, pledged \$1 million over the next 10 years to the University of Kentucky Athletics Department. The donation will provide UK Athletics \$100,000 per year over the next 10 years to be used for a variety of capital projects, including updates and renovations for football. The donation is the largest ever given by a UK athletics employee to the athletics department.
- Matthew and Jenna have been very active in the Lexington community since arriving in Lexington. In October 2016, Matthew and Jenna were presented the Community Service Award by the Urban League of Lexington.



WHEN WAS THE LAST TIME ...

SCORING

A player scored 40+ points: 42, Makayla Epps vs. Miss. State, 1-12-15

A player scored 30+ points: 31, Maci Morris vs. Morehead St., 11-28-18

A player scored 25+ points: 25, Rhyne Howard at UofL, 12-9-18

A player scored 20+ points: 25, Rhyne Howard at UofL, 12-9-18

Player came off the bench to score 20 or more points: 20, Tatyana Wyatt vs. Evansville, 12-5-17

Two players score 20 or more points in a game: 25 by Rhyne Howard/23 Taylor Murray, vs. UNC, 11-24-18

Three players had 20 or more points in a game: vs. Morehead St., 11-18-15 (28, Alexis Jennings; 22, Janee Thompson; 21 Makayla Epps)

Two players score 30 points or more in a game: n/a

A player record five or more consecutive 20-plus point games: 7 by Maci Morris (22 at Missouri, 2-8-18; 21 at Miss. State, 2-11-18; 20 vs. Arkansas, 2-15-18; 35 at South Carolina, 2-18-18; 20 at Ole Miss, 2-22-18; 22 vs. Miss. State, 2-25-18; 25 vs. Alabama, 3-1-18)

A player record four or more consecutive 20-plus point games: 7 by Maci Morris (22 at Missouri, 2-8-18; 21 at Miss. State, 2-11-18; 20 vs. Arkansas, 2-15-18; 35 at South Carolina, 2-18-18; 20 at Ole Miss, 2-22-18; 22 vs. Miss. State, 2-25-18; 25 vs. Alabama, 3-1-18)

A player record three or more consecutive 20-plus point games: 7 by Maci Morris (22 at Missouri, 2-8-18; 21 at Miss. State, 2-11-18; 20 vs. Arkansas, 2-15-18; 35 at South Carolina, 2-18-18; 20 at Ole Miss, 2-22-18; 22 vs. Miss. State, 2-25-18; 25 vs. Alabama, 3-1-18)

A player record back-to-back 20-plus point games: 2 by Maci Morris (31 vs. Morehead State, 11-28-18; 29 vs. Rhode Island, 12-6-18)

A player record back-to-back 30-plus point games: Makayla Epps 31 vs. S. Carolina, 3-4-17; 30 vs. Belmont, 3-17-17

A player score 15 or more points in the 1st half: 15, Maci Morris vs. Rhode Island, 12-6-18

A player score 15 or more points in the 2nd half and OT: 15, Taylor Murray vs. UNC, 11-24-18

A player score 20+ points in the 1st half: 25, Maci Morris vs. Morehead St., 11-28-18

A player score 20+ points in the 2nd half and OT: 22, Evelyn Akhator vs. Miss. State, 2-23-17

A player hit a last-second shot to win the game: Makayla Epps vs. Mississippi State, 2-23-17 (hit the game-winning basket with 8.7 remaining in the contest to put Kentucky up 77-75 in OT)

A freshman score 25 points or more: 25, Rhyne Howard at UofL, 12-9-18

All five starters in double figures: vs. Oklahoma, 3-21-16

No player scored in double figures: vs. LSU, 1-16-03

DOUBLE-DOUBLES

A player record a double-double: Rhyne Howard (25pts/10rebs) at Louisville, 12-9-18

10-20 Game: Evelyn Akhator (14pts/23rebs), vs. Ohio State, 3-19-17

20-20 Game: Valerie Still (42 pts/20 rbs) vs. Charleston, 12-19-82

20-10 Game: Taylor Murray (23pts/10asts) & Rhyne Howard (25pts/12rebs) vs. UNC, 11-24-18

30-10 Game: Victoria Dunlap (33 pts/18 rbs) vs. Butler, 11-15-09

More than one player with a double-double in the same game: Taylor Murray (23pts/10asts) & Rhyne Howard (25pts/12rebs) vs. UNC, 11-24-18

Three players with a double-double in the same game: Alexis Jennings (28pts/13rebs), Evelyn Akhator (12pts, 16rebs), Makayla Epps (21pts, 11rebs, 12asts) vs. Morehead State, 11-18-15

A player record back-to-back double-doubles: Rhyne Howard (2) (25pts/12rebs) vs. UNC, 11-24-18; (17pts/10rebs) vs. Morehead State, 11-28-18

More than one player record back-to-back double-doubles: Victoria Dunlap (11 pts/12 rbs) and Eleia Roddy (13 pts/10 rbs) vs. NCAT,

1-1-09; Victoria Dunlap (20 pts/15 rbs) and Eleia Roddy (11 pts/10 rbs) vs. Miami (Ohio), 1-3-09

Double-Double in Points and Rebs: Rhyne Howard (25pts/10rebs), at Louisville, 12-9-18

Double-Double in Points and Assists: Taylor Murray (23pts/10 ast) vs. UNC, 11-24-18

Double-Double in Points and Blocks: n/a

Double-Double in Points and Steals: Leslie Nichols (18 pts/11 steals) vs. Louisville, 2-14-86

A player record four or more consecutive double-doubles: 5 by Evelyn Akhator (10pts/14rebs) vs. Washington, 3-25-16, (18pts/10rebs) vs. Miami, 11-11-16, (28pts/13rebs) vs. Albany, 11-12-16, (17pts/11rebs) vs. New Hampshire, 11-17-16, (12pts/14rebs) at Colorado, 11-19-16

A player record five or more consecutive double-doubles: 5 by Evelyn Akhator (10pts/14rebs) vs. Washington, 3-25-16, (18pts/10rebs) vs. Miami, 11-11-16, (28pts/13rebs) vs. Albany, 11-12-16, (17pts/11rebs) vs. New Hampshire, 11-17-16, (12pts/14rebs) at Colorado, 11-19-16

A player record a triple-double in a game: (2nd in school history) Makayla Epps, vs. Morehead State, (21pts, 12ast, 11 rbs) 11-18-15

A player record a perfect game (at least five FGs made): Makayla Epps vs. Middle Tennessee, 12-12-14 (6-of-6 FGs)

5 or more players score in double figures: 5 vs. Arkansas (2-15-18) - Harrison (10), Wyatt (11), Rice (13), Morris (20), McKinney (11)

6 or more players score in double figures: 6 vs. New Hampshire (11-17-16) - Makenzie Cann (20), Evelyn Akhator (17), Makayla Epps (14), Jessica Hardin (11), Alyssa Rice (10), Maci Morris (10)

7 or more players score in double figures: 8 vs. Lipscomb (11-21-13) - Stallworth (14), Walker (10), Thompson (16), Goss (18), Evans (12), O'Neill (11), Pinkett (15), Harper (12)

FIELD GOALS

Made 12 FG in a game: 12, Maci Morris vs. Morehead State, 11-28-18

Made 13 FG in a game: 13, Maci Morris at South Carolina, 2-18-18

Made 14 FG in a game: 18, Makayla Epps vs. Mississippi State, 1-12-15

Made 15 FG in a game: 18, Makayla Epps vs. Mississippi State, 1-12-15

Made 16 FG in a game: 18, Makayla Epps vs. Mississippi State, 1-12-15

Made 17 FG in a game: 18, Makayla Epps vs. Mississippi State, 1-12-15

Made 18 FG in a game: 18, Makayla Epps vs. Mississippi State, 1-12-15

FIELD GOALS ATTEMPTED

Attempted 29 FG in a game: 30, Makayla Epps vs. Miss. State, 1-12-15

Attempted 28 FG in a game: 30, Makayla Epps vs. Miss. State, 1-12-15

Attempted 26 FG in a game: 26, Maci Morris vs. Cal, 12-21-17

Attempted 25 FG in a game: 26, Maci Morris vs. Cal, 12-21-17

Attempted 24 FG in a game: 26, Maci Morris vs. Cal, 12-21-17

Attempted 23 FG in a game: 23, Maci Morris at South Carolina, 2-18-18

Attempted 22 FG in a game: 23, Maci Morris at South Carolina, 2-18-18

Attempted 21 FG in a game: 23, Maci Morris at South Carolina, 2-18-18

Attempted 20 FG in a game: 23, Maci Morris at South Carolina, 2-18-18

THREE-POINTERS

A player with 5 in a game: 5, Maci Morris vs. Rhode Island, 12-6-18

A player with 6 in a game: 7, Rhyne Howard vs. Southern, 11-11-18

A player with 7 in a game: *7, Rhyne Howard vs. Southern, 11-11-18

Attempted 10 or more in a game: 11, Rhyne Howard vs. Southern, 11-11-18

FREE THROWS

Made 10 FT in a game: 10, Jaida Roper vs. Morehead St, 11-28-18

Made 11 FT in a game: 12, Makayla Epps at Ole Miss, 01-21-16

Made 12 FT or more in a game: 12, Makayla Epps at Ole Miss, 01-21-16





WHEN WAS THE LAST TIME ...

Attempted 10 FT in a game: 10, Makayla Epps vs. Vandy, 2-5-17
Attempted 11 FT in a game: 12, Evelyn Akhator, vs. Wash. St., 12-21-16
Attempted 12 FT in a game: 12, Evelyn Akhator, vs. Wash. St., 12-21-16
Attempted 15+ FTs in a game: 15, Makayla Epps vs. Miami, 11-11-16
Hit 100% (10+ attempts): Jaida Roper, 11-28-18 (10-10) vs. Morehead St.

REBOUNDS

A player with 10+ rebounds: 10, Rhyne Howar at UofL, 12-9-18
A player with 11+ rebounds: 12, Rhyne Howard vs. UNC, 11-24-18
A player with 12+ rebounds: 12, Rhyne Howard vs. UNC, 11-24-18
A player with 13+ rebounds: 23, Evelyn Akhator vs. Ohio St., 3-19-17
A player with 14+ rebounds: 23, Evelyn Akhator vs. Ohio St., 3-19-17
A player with 15+ rebounds: 23, Evelyn Akhator vs. Ohio St., 3-19-17
A player with 16+ rebounds: 23, Evelyn Akhator vs. Ohio St., 3-19-17
A player with 17+ rebounds: 23, Evelyn Akhator vs. Ohio St., 3-19-17
A player with 18+ rebounds: 23, Evelyn Akhator vs. Ohio St., 3-19-17
A player with 19+ rebounds: 23, Evelyn Akhator vs. Ohio St., 3-19-17
A player with 20+ rebounds: 23, Evelyn Akhator vs. Ohio St., 3-19-17
A player with 21+ rebounds: 23, Evelyn Akhator vs. Ohio St., 3-19-17
A player with 25+ rebounds: *27, Valerie Still vs. National College, 2-9-82
A player with back-to-back games with 15+ rebounds: Evelyn Akhator
 15 rebs at Alabama (1-12-17); 16 rebs vs. Georgia (1-15-17)
10+ Rebs in three consecutive games: 3, Evelyn Akhator (3-4 to 3-19-17)
10+ Rebs in four consecutive games: 5, Evelyn Akhator (3-25-16 -
 11-19-16)
10+ Rebs in five consecutive games: 5, Evelyn Akhator (3-25-16 -
 11-19-16)
10+ Rebs in six consecutive games: 7, Eleia Roddy (2008)
Two players grab 10+ rebounds in a game: 11, Akhator; 13, Murray
 at LSU, 1-19-17
Three players grab 10+ rebounds in a game: 16, Akhator; 13, Jennings;
 11, Epps vs. Morehead State, 11-18-15

ASSISTS

A player with 8 or more assists in a game: 10, Taylor Murray vs. UNC,
 11-24-18
A player with 9 or more assists in a game: 10, Taylor Murray vs. UNC,
 11-24-18
A player with 10 or more assists in a game: 10, Taylor Murray vs.
 UNC, 11-24-18
A player with 11 or more assists in a game: 11, Taylor Murray vs.
 Florida, 2-19-17
A player with 12 or more assists in a game: 12, Makayla Epps vs.
 Morehead State, 11-18-15

BLOCKS

A player with 5 or more blocks in a game: 5, KeKe McKinney vs.
 Middle Tennessee, 12-15-18
A player with 6 or more blocks in a game: 6, Alexis Jennings vs.
 Oklahoma, 3-21-16
A player with 7 or more blocks in a game: *7, DeNesha Stallworth
 vs. Texas A&M, 2-18-13

STEALS

A player with 5 steals in a game: 7, Rhyne Howard, vs. URI, 12-6-18
A player with 6 steals in a game: 7, Rhyne Howard, vs. URI, 12-6-18
A player with 7 steals in a game: 7, Rhyne Howard, vs. URI, 12-6-18
A player with 8 steals in a game: 9, A'dia Mathies vs. Neb.-Omaha, 11-23-11
A player with 9 steals in a game: 9, A'dia Mathies vs. Neb.-Omaha, 11-23-11
A player with 10 steals in a game: 10, Erica Jackson vs. ECU, 2-16-99
A player with 11 or more steals in a game: *11, Leslie Nichols vs.
 Louisville, 2-14-86

MINUTES

Played every minute of a game: 40 Taylor Murray vs. LSU, 2-4-18
Played over 40 minutes: 44, Makayla Epps/Evelyn Akhator vs. Miss.
 State, 2-23-17
Played over 45 minutes: 45, Makayla Epps & Makenzie Cann at
 Louisville, 12-4-16
Played over 50 minutes: 51, Kastine Evans vs. Baylor - 4OT, 12-6-13

FOULS

Four or more UK players foul out in a game: Jennifer Humphrey,
 Sarah Elliott, Chanté Bowman, Brittany Edelen vs. Louisville, 12-3-06

THE LAST TIME KENTUCKY...

Won a game by 20 or more pts: +23 (75-52) vs. URI, 12-6-18
Won an SEC game by 20 or more pts: +21 (78-57) vs. Arkansas, 2-15-18
Won a game by 30 or more pts: +30 (87-57) vs. MSU, 11-28-18
Won an SEC game by 30 or more pts: +32 (89-57) vs. Ole Miss, 1-26-17
Won a game by 40 or more pts: +50 (91-41) vs. Southern, 11-11-18
Won an SEC game by 40 or more points: +44 (97-53) vs. Auburn, 1-20-13
Won a game by 50 or more pts: +50 (91-41) vs. Southern, 11-11-18
Won an SEC game by 50 or more pts: *+53 (100-47) vs. Miss. St., 1-17-13
Won a game by 60 or more pts: +68 (92-24) vs. Jackson St., 11-29-15
Won a game by 70 or more pts: +75 (100-25) vs. Jacksonville St.,
 11-15-11
Scored 100 pts or more in a game: 100 vs. Evansville, 12-5-17
Scored 100 pts or more in an SEC game: 108 vs. Ole Miss, 2-13-14
Scored 90 points or more in a game: 91 vs. Southern, 11-11-18
Scored 90 points or more in three straight games: 96 vs. Wagner,
 11-10-13; 103 vs. Georgia Southern, 11-13-13; 96 vs. Central
 Michigan, 11-17-13
Scored 90 points or more in four straight games: 4 - 96 vs. Wagner,
 11-10-13; 103 vs. Georgia Southern, 11-13-13; 96 vs. Central
 Michigan, 11-17-13, 116 vs. Lipscomb 11-12-13
Scored 80 points or more in a game: 87 vs. Morehead St., 11-28-18
Scored 50 points or more in the first half: 52 vs. Morehead St., 11-28-18
Scored 50 points or more in the second half: 50 vs. Florida, 3-4-16
Scored 60 points or more in first half: 60 vs. Grambling, 12-29-13
Scored 60 points or more in second half: 60 vs. Ole Miss, 2-13-14
Lost a game by 20 or more points: -23 (81-58) vs. Miss. State, 3-2-18
Lost a game by 30 or more points: -30 (93-63) vs. South Carolina, 3-5-16
Lost a game by 40 or more points: -44 (39-83) vs. Tennessee, 1-27-2001
Lost an SEC game by 40 or more pts: -44 (39-83) vs. Tennessee, 1-27-01
Lost a game by 50 or more points: -72 (38-110) vs. Tennessee, 1-21-01
Lost a game by 60 or more points: -72 (38-110) vs. Tennessee, 1-21-01
Lost a game by 70 or more points: -72 (38-110) vs. Tennessee, 1-21-01
Allowed 100 points: 130 by Baylor, 12-6-13
Allowed 90 or more points: 90 by Baylor, 11-30-17
Scored fewer than 50 points: 42 vs. Georgia, 1-7-17
Scored fewer than 40 points: 36 vs. LSU, 12-18-2005
Scored fewer than 25 points in a half: 23 (1st) vs. Alabama, 3-1-18
Scored fewer than 20 points in a half: 20 (1st) vs. South Carolina, 1-21-18
Held opponent to 50 points or fewer: 49 vs. High Point, 11-18-18
Held opponent to 40 points or fewer: 37 vs. Alabama State, 11-7-18
Held opponent to 30 points or fewer: 24 by Jackson St., 11-29-15
Held opponent to 20 pts or fewer in the 1st half: 20 vs. Virginia,
 11-15-18
Held opponent to 20 pts or fewer in the 2nd half: 13 vs. Alabama St., 11-7-18
Held SEC opp. to 20 pts or fewer in the 1st half: 18 at Florida, 1-11-18
Held an opponent to 10 points or fewer in the first half: *9 by
 Charleston Southern, 12-10-04
Held an opponent to 10 points or fewer in the second half: *7 by
 Jackson St., 11-29-15
Won a game after trailing at the half: vs. UNC, 11-24-18 (47-38)



WHEN WAS THE LAST TIME ...

Won a game after trailing 10+ at the half: at Arizona St., 11-15-15 (29-17)
Won an SEC game after trailing at the half: vs. Alabama, 3-1-18, (25-23)
Won after trailing at the half at home: vs. Miss. State, 2-23-16 (31-30)
Won a game after trailing at the half on the road: at Wash. State, 11-19-17 (35-34)
Scored 100 or more points and lost: n/a
Scored 80 points or more and lost: at S. Carolina, 2-26-17 (95-87)
Scored 50 points or fewer and won: 48 vs. Louisville, 12-2-12
Game decided by one point: vs. UCLA, 11-23-18 (W, 75-74 (ot))
Game decided by two points: vs. LSU, 2-4-18 (L, 72-70)
Game decided by three points: vs. Florida, 1-11-18 (56-53)
Shot 50 percent or better vs. non-conference opponent: 56.8% (25-of-44) vs. Middle Tennessee, 12-15-18
Shot 50% or better vs. SEC opponent: 50.0% (30-of-60) at Missouri, 2-8-18
Shot 50 percent or better in consecutive games: two - LSU (51.9%) 2-4-18; Missouri (50.0%) 2-8-14
Shot 55 percent or better: 56.8 vs. Middle Tennessee, 12-15-18
Shot 60 percent or better: 64.7 vs. Alabama, 1-25-18
Shot 70 percent or higher in a half: 71.4 (1st half) vs. Middle Tenn., 12-15-18
Shot 60 percent or higher from 3: 60.0 vs. Middle Tenn., 12-15-18
Shot 30 percent or lower: 25.6 vs. Cal, (18-of-68), 12-21-17
Shot 20 percent or lower: 20.0 vs. Georgia, (12-of-60), 3-02-07
Shot 15% or lower in a half: 13.6 (1st half) vs. USC (3-of-22), 3-2-08
Held an opponent to lower than 30 percent: 28.3% (15-of-53) by High Point, 11-18-18
Held an opponent to lower than 20 percent: 15.6% (7-of-45) by Jackson State, 11-29-15
Held an opponent to lower than 15 percent in a half: 4.2% (2nd half) vs. Jackson State, 11-29-15
Opponent shot 50 percent or better: 56.4% by UofL (31-of-55), 12-9-18
Opponent shot 60 percent or better: 60.4% by South Carolina (32-of-53), 1-21-18
Opponent shot 50 percent or better in consecutive games: Two straight - Florida, 58.0% (29-of-50), 1-31-16; South Carolina, 52.0% (26-of-50), 2-4-16
Did not hit a 3-pointer: vs. Middle Tenn., 12-9-16 (0-of-9)
Held opponent without a 3-pointer: Texas A&M (0-3), 2-28-16
Held consecutive opponents without a 3-pointer: Delaware State, 11-10-12 (0-of-0) and Baylor, 11-13-12 (0-3)
Opponent hit 10 or more 3-pointers: 12 by UNC, 11-24-18
Hit 10 or more 3-pointers: 10 vs. UNC, 11-24-18
Hit 11 or more 3-pointers: 13 vs. Southern, 11-11-18
Hit 12 or more 3-pointers: 13 vs. Southern, 11-11-18
Hit 13 or more 3-pointers: *14 vs. Mississippi State, 1-8-12 (14-of-30)
Pulled down 60 or more rebounds: *67 vs. Morehead State, 11-18-15
Pulled down 65 or more rebounds: *67 vs. Morehead State, 11-18-15
Had 20 or more Reb. than Opp: 25 vs. Marshall, 11-26-17 (47-22)
Had 30 or more assists in a game: 32 vs. Morehead St., 11-18-15
Had 20 or more assists in a game: 22 vs. Southern, 11-11-18
Had 20 or more assists in three straight games: 4 - 32 vs. Morehead St., 11-18-15; 24 vs. Colorado 11-22-15; 26 vs. Eastern Michigan 11-25-15; 22 vs. Jackson State 11-29-15
Had 20 or more assists in four straight games: 32 vs. Morehead St., 11-18-15; 24 vs. Colorado 11-22-15; 26 vs. Eastern Michigan 11-25-15; 22 vs. Jackson State 11-29-15
Had 20 or more assists in five straight games: 26 vs. Louisville (2/23/82); 25 vs. Alabama (2/26/82); 29 vs. LSU (2/27/82), 27 vs. Tennessee (2/28/82) and 24 vs. Illinois (3/14/82)
Had 19 or more blocks in a game: *19 vs. North Carolina A&T, 12-6-05
Had 10 or more blocks in a game: 10 vs. Evansville, 12-5-17

Opponent had 10 or more blocks in a game: 10 vs. Ohio State, 3-19-17
Had 10 or more steals in a game: 17 vs. Rhode Island, 12-6-18
Had 20 or more steals in a game: 23 vs. Alabama State, 11-7-18
Had 25 or more steals in a game: *28 vs. West Virginia, 12-12-93
Opponent had 10 or more steals in a game: 10 by LSU, 2-4-18
Forced 30 or more turnovers in a game: 30 vs. Rhode Island, 12-6-18
Forced 30 or more turnovers in an SEC game: 31 vs. Tennessee, 3-3-13
Forced 40 or more turnovers in a game: 43 vs. Alabama State, 11-7-18
Committed 30 or more turnovers in a game: 30 at Florida, 1-31-16
Committed 30 or more turnovers and won: 34 vs. Green Bay, 3-19-12
Committed five turnovers or fewer: 5 vs. New Hampshire, 11-17-16
Committed 10 turnovers or fewer in a non-con game: 10 vs. Southern, 11-11-18
Committed 10 turnovers or fewer in an SEC game: 10 vs. Arkansas, 2-15-18
Opponent committed fewer than 10 turnovers: 7 by UofL, 12-9-18
Attempted 40 FT: 42 vs. Tennessee St., 3-20-15
Attempted fewer than five FT: 4 vs. South Carolina, 1-13-11
Made 30 FT: 31 vs. Tennessee St., 3-20-15
Made 40 FT: 49* vs. Baylor, 12-6-13
Hit 100 percent from the free-throw line (min. 10 made): *12-of-12 vs. Missouri, 1-13-13
Won an overtime game: vs. UCLA, 11-24-18, (75-74) (N) 1OT
Lost an overtime game: vs. Arizona State, 12-11-16 (73-71) (A) 1OT
Played a double-overtime game: vs. Miss. State, 2-12-15 (92-90) (H)
Played a triple-overtime game: vs. Baylor, 12-6-13 (133-130) (N) 4OT
Played a quadruple-overtime game: vs. Baylor, 12-6-13 (133-130) (N) 4OT
Started three freshmen in a game: (Evans, Conwright, Drake) vs. UTC, 12-11-10
Started four freshmen in a game: (Mendeng, Helm, Hawthorne, Stoglin) vs. Tennessee, 1-27-2001
Defeated a Top-5 opponent: 2-23-17 - #22/rv UK 78 - #3/2 vs. Miss. State 75 (OT) (H)
Defeated a Top-10 opponent: 2-23-17 - #22/rv UK 78 - #3/2 vs. Miss. State 75 (OT) (H)
Defeated a Top-25 opponent: 11-22-18 - #rv UK 85 - #17 vs. USF 63 (N)
Defeated a Top-25 non-conference opponent at home: 12-1-16 - #17 UK 82 - #12 Oklahoma 68 (H)
Defeated a Top-25 non-conference opponent on the road: 11-15-15 - #17/18 UK 68 - #15/15 Arizona State 64 (A)
Defeated a Top-25 opponent at a neutral site: 11-22-18 - #rv UK 85 - #17 vs. USF 63 (N) - 2018 Paradise Jam
Defeated a Top-10 SEC opponent at home: 2-23-17 - #22/rv UK 78 - #3/2 vs. Miss. State 75 (OT) (H)
Defeated a Top-25 SEC opponent at home: 2-23-17 - #22/rv UK 78 - #3/2 vs. Miss. State 75 (OT) (H)
Defeated a Top-25 opponent on the road: 2-18-16 - #16/16 UK 83 - #14/14 Mississippi State 60 (A)
Defeated a Top-25 SEC opponent on the road: 2-18-16 - #16/16 UK 83 - #14/14 Mississippi State 60 (A)
Defeated a Top-10 opponent on the road: 12-7-14 - UK 77 - #7/7 Louisville 68 (A)
Defeated a Top-10 SEC opponent on the road: 2-16-14 - UK 75 - #8/8 Tennessee 71 (A)
Was defeated by an unranked opp. (while ranked) at home: vs. Texas A&M (77-68), 1-8-17 (#24/rv)
Was defeated by an unranked opp. (while ranked) on the road: at Miami (Fla.) (54-65), 12-10-17 (#20/23)
Was defeated by an unranked opp. (while ranked) at a neutral site: vs. Illinois (77-71), 11-27-14 (#9/10)

* Denotes a school record



TOP-10 HOME GAMES ATTENDANCES (! INCLUDES RUPP ARENA)

1.	23,705	Duke !	12/22/13
2.	22,075	Baylor !	11/17/14
3.	18,488	DePaul !	12/07/12
4.	17,150	Duke !	12/20/15
5.	14,508	Duke !	12/08/11
6.	14,425	Louisville !	12/10/15
7.	13,689	Tennessee !	01/26/06
8.	10,622	Old Dominion	02/05/83
9.	10,390	Rutgers !	01/12/80
10.	10,192	Louisville !	12/28/06



Memorial Coliseum (8,000)

- The Coliseum covers an entire city block and has as much space as a seven-story office building. It currently has a capacity of 8,000.
- The Coliseum was built in 1950 and serves as a memorial to every Kentuckian who lost their life serving their country.
- A massive new LED video board spanning approximately 1,800 square feet with dimensions of 30 feet by 60 feet is set to be installed in Memorial Coliseum this fall.
- Wildcat fans are passionate about their basketball, that's why UK has ranked in the nation's top 25 and in the SEC's top four in attendance 15 straight years.
- The Cats are 155-27 at Memorial in the Matthew Mitchell Era.
- UK averaged 5,186 fans per game in 2017-18 which ranked 15th nationally.
- UK drew 116,164 fans for its home games in 2015-16 the second-highest total attendance in school history.

HOME COURT WINNING STREAKS (INCLUDES RUPP ARENA)

	Games	Began	Ended
1.	34	Feb. 13, 2011	Feb. 3, 2013
2.	30	Feb. 12, 1980	Jan. 31, 1982
3.	25	March 19, 2009	Jan. 9, 2010
4.	19	Feb. 23, 1982	Feb. 9, 1983
5.	14	Jan. 31, 1990	Jan. 27, 1991
6.	13	Jan. 30, 1984	Jan. 13, 1985
	13	March 2, 2014	Jan. 29, 2015
8.	11	Feb. 7, 1987	Jan. 7, 1988
	11	Feb. 10, 1979	Feb. 2, 1980
10.	10	Nov. 19, 2004	Jan. 27, 2005



Rupp Arena (23,000)

- An awesome structure in sight and scope, the arena is divided into two seating areas. The lower level features 10,000 cushioned theater seats. The upper level has 13,000 seats on epoxy-coated metal bleachers. The latter can be visually isolated to provide more natural setting for small shows.
- The Wildcats command an exclusive and updated state-of-the-art locker room, while other amenities include six team-size dressing rooms and eight smaller units.
- In 2013-14, UK set the new single-game attendance record when 23,706 fans saw UK face No. 2 Duke in Rupp Arena on Dec. 22, 2013. The attendance marked the largest crowd ever to see a college women's hoops game in the Commonwealth — the previous mark was 22,152 for the first Kentucky-Louisville game played in the KFC Yum! Center on Dec. 5, 2010.
- In 2015-16, Kentucky packed 17,150 fans in Rupp Arena on Dec. 20 against Duke, which was the fourth-largest home crowd in program history. On Dec. 10, the Wildcats had 14,425 fans at the historic arena, which was the sixth-largest home crowd in school history.
- Kentucky will play two games inside Rupp Arena in 2018-19 after playing three games inside the historic building last season.

KENTUCKY ATTENDANCE AVERAGES LAST 15 YEARS

Year	Total	(Games) Rank	Avg. PG
2003-04	72,533	(14 games) 16th	5,182
2004-05	90,663	(19 games) 20th	4,772
2005-06	77,411	(15 games) 20th	5,161
2006-07	87,943	(15 games) 13th	5,863
2007-08	85,769	(18 games) 23rd	4,756
2008-09	75,194	(17 games) 21st	4,423
2009-10	95,615	(17 games) 14th	5,624
2010-11	95,453	(15 games) 11th	6,364
2011-12	113,068	(18 games) 13th	6,282
2012-13	104,447	(17 games) 11th	6,144
2013-14	121,089*	(18 games) 9th	6,727*
2014-15	108,436	(17 games) 8th	6,379
2015-16	116,164	(18 games) 8th	6,454
2016-17	104,252	(20 games) 14th	5,213
2017-18	82,984	(16 games) 15th	5,187

* - SCHOOL RECORD



MISCELLANEOUS AND SPECIALTY STATS

LEADING SCORER

Rhyn Howard	5
Maci Morris	4
Taylor Murray	2

LEADING REBOUNDER

Rhyn Howard	5
KeKe McKinney	4
Tatyana Wyatt	2
Ogechi Anyagalligbo	1
Taylor Murray	1
Maci Morris	1

LEADER IN ASSISTS

Taylor Murray	7
Amanda Paschal	2
Jaida Roper	2
Blair Green	1
Maci Morris	1
Rhyn Howard	1

CHARGES DRAWN

Kentucky	14
Tatyana Wyatt	5
Jaida Roper	4
Ogechi Anyagalligbo	2
Maci Morris	2
Rhyn Howard	1
Opponents	6

10-SEC. BACKCOURT VIOLATION FORCED

Kentucky	0
Opponent	0

5-SEC. OUT-OF-BOUNDS CALLS FORCED

Kentucky	3
Opponent	1

SHOT CLOCK VIOLATIONS FORCED

Kentucky	8
Opponent	2

20-POINT SCORING GAMES

Rhyn Howard	4
Maci Morris	3
Taylor Murray	1

30-POINT SCORING GAMES

Maci Morris	1
-------------	---

40-POINT SCORING GAMES

TBD	
-----	--

DOUBLE-FIGURE SCORING GAMES

Taylor Murray	11
Rhyn Howard	10
Maci Morris	9
Blair Green	3
Jaida Roper	3
KeKe McKinney	2

DOUBLE-FIGURE REBOUND GAMES

Rhyn Howard	3
-------------	---

20-PLUS REBOUNDING GAMES

TBD	
-----	--

SEASON DOUBLE-DOUBLES

Rhyn Howard	3
Taylor Murray	1

TECHNICAL FOULS

Kentucky	0
Opponent	1

UK'S FIRST SUBSTITUTION

Blair Green	6
Amanda Paschal	3
Ogechi Anyagalligbo	2
Jaida Roper	1

FIRST TO SCORE

Maci Morris	7
Rhyn Howard	3
Taylor Murray	1

JUMP BALLS CONTROLLED

Kentucky	8
Tatyana Wyatt	6
Rhyn Howard	2
Opponent	4

RUNS OF 10 OR BETTER

Kentucky	12
Opponent	1

LARGEST HALFTIME LEAD

vs. Southern	32
--------------	----

LARGEST HALFTIME LEAD (SEC)

TBD	
-----	--

LARGEST HALFTIME DEFICIT

vs. UNC	9
---------	---

LARGEST HALFTIME DEFICIT (SEC)

TBD	
-----	--

LARGEST UK LEAD

vs. Alabama State	55
-------------------	----

LARGEST UK WIN

vs. Alabama State	52
-------------------	----

LARGEST UK WIN (SEC)

TBD	
-----	--

LARGEST UK DEFICIT

at Louisville	18
---------------	----

LARGEST UK DEFICIT (SEC)

TBD	
-----	--

LARGEST UK LOSS

at Louisville	5
---------------	---

LARGEST UK LOSS (SEC)

TBD	
-----	--

MOST CONSECUTIVE POINTS

vs. Alabama State	19
-------------------	----

MOST CONSECUTIVE POINTS (SEC)

TBD	
-----	--

MOST CONSECUTIVE OPP. POINTS

vs. UCLA	10
----------	----

MOST CONSECUTIVE OPP. PTS (SEC)

TBD	
-----	--

SPECIALTY STATS

PP - Points in the paint; POT - Points off turnovers; 2nd - Second-chance points; FB - Fast break points; BP - Bench points

KENTUCKY/OPPONENT

Opponent	PP	POT	2nd	FB	BP
Alabama State	28/16	51/4	14/8	9/0	34/22
Southern	24/18	41/12	7/4	4/0	26/23
Virginia	24/20	32/14	8/7	2/4	24/20
High Point	26/18	15/15	9/7	6/2	19/5
South Florida	20/28	17/8	8/15	4/19	28/10
UCLA	22/48	19/11	9/20	10/16	20/14
North Carolina	26/20	34/17	8/7	11/22	12/5
Morehead State	30/36	38/10	17/11	2/10	24/20
Rhode Island	28/32	21/8	15/8	2/4	10/4
Louisville	28/42	11/7	20/6	0/12	9/10
MTSU	18/38	21/11	6/4	8/2	17/11

Western Carolina

Murray State

Sacred Heart

Vanderbilt

Miss. State

Tennessee

Ole Miss

LSU

Missouri

Texas A&M

South Carolina

Florida

Auburn

Alabama

Arkansas

South Carolina

LSU

Texas A&M

LSU

Georgia

Total 274/316 300/117 121/97 58/91 223/144

CLUTCH FREE THROWS - INDIVIDUAL/SEASON TOTALS

(final three minutes of regulation and overtime in a six-point game)

Player	FT-FTA	Pct.
Amanda Paschal	8-8	1.000
Maci Morris	1-2	.500
Rhyn Howard	5-8	.625
Taylor Murray	1-2	.500
Tatyana Wyatt	1-2	.500
Jaida Roper	4-4	1.000
TOTAL	15-20	.750

LARGEST LEAD IN 1ST HALF

vs. Southern	32
--------------	----

LARGEST DEFICIT IN 1ST HALF

vs. UNC	11
---------	----

LARGEST LEAD IN 2ND HALF

vs. Alabama State	55
-------------------	----

LARGEST DEFICIT IN 2ND HALF

at Louisville	18
---------------	----

LARGEST LEAD IN LOSS

TBD	
-----	--

LARGEST 1ST HALF DEFICIT IN WIN

vs. UNC	11
---------	----

LARGEST 2ND HALF DEFICIT IN WIN

vs. UNC	13
---------	----

LARGEST 1ST HALF DEFICIT IN SEC WIN

TBD	
-----	--

LARGEST 2ND HALF DEFICIT IN SEC WIN

TBD	
-----	--

LONGEST WINNING STREAK

Nov. 7-Dec. 6	9
---------------	---

LONGEST SEC WINNING STREAK

TBD	
-----	--

LONGEST LOSING STREAK

TBD	
-----	--

LARGEST MEMORIAL COL. CROWD

vs. Middle Tennessee	5,076
----------------------	-------

LARGEST HOME CROWD

vs. Middle Tennessee	5,076
----------------------	-------

LARGEST ROAD CROWD

at Louisville	13,786
---------------	--------

LARGEST NEUTRAL CROWD

vs. South Florida	874
-------------------	-----



Head Coach Matthew Mitchell



@UKCoachMitchell



@UKCoachMitchell

- Became UK's all-time winningest coach on March 3, 2013 with 139 wins in just six seasons.
- Including the storied history of the UK MBB program, he is the fifth Kentucky Basketball head coach to win 250 games with the Wildcats joining Adolph Rupp, Joe B Hall, Tubby Smith and John Calipari.
- Has 108 career SEC wins, which ranks 11th most in league history
- Two-time AP SEC Coach of the Year (2010 & 2012).
- Led UK to postseason play in 10 of his 11 seasons. (2 WNIT, 8 NCAA)
- School-record eight consecutive NCAA Tournament appearances from 2010-2017.
- Three NCAA Elite Eight finishes. (2010, 2012 and 2013)
- Five Sweet 16 appearances. (2010, 2012, 2013, 2014, 2016)
- Led UK to its first SEC Regular Season Championship in 30 years during the 2011-12 season.
- Nine top-four finishes in the SEC in his 10 seasons.
- Four SEC Tournament title game appearances in the last six years. (2010, 2011, 2013, 2014)
- 132 consecutive appearances in the AP Top 25 poll from 2009-10 to 2016-17 (eighth longest streak in poll history.)
- School-record eight straight 20-win seasons from 2010-2017.
- Compiled an impressive 162-36 (.818) mark at home (includes Rupp).
- Led UK to a school-record 30 wins in 2012-13.
- Led UK to a school-record 13 SEC wins in 2011-12 and 2012-13.
- Sixteen NCAA Tournament wins.
- Forty-eight wins over ranked opponents, including 16 over top 10.
- Nine top-20 recruiting classes, including the nation's fifth-ranked class in 2009-10 and 2012-13.
- Has coached 18 All-Conference Performers, including two who were named SEC Player of the Year in Victoria Dunlap (twice) and A'dia Mathies (twice), two who were SEC Freshman of the Year winners in A'dia Mathies and Bria Goss, and two SEC (Co) 6th Women of the Year winners in Keyla Snowden and Jennifer O'Neill (2014 and 2015).
- A UK player won the AP SEC Player of the Year 4 straight years, the 1st SEC school to accomplish that feat.
- Under his leadership, 38 different players have been named to the SEC Academic Honor Roll, seven have been All-SEC Freshmen honorees, three were named All-Americans, including just the second State Farm/WBCA All-American in school history in Victoria Dunlap and one player (Chelsea Chowning) was named an Academic All-American, the first in school history.
- Five WNBA draft picks, including three in the first round - Dunlap was UK's first WNBA first round draft pick when she was chosen as the 11th overall pick in the 2011 WNBA Draft and A'dia Mathies was selected 10th overall by the Los Angeles Sparks in the 2013 draft. Last year, Evelyn Akhator became UK's highest ever pick when she went third overall to the Dallas Wings before Makayla Epps went 33rd overall to Chicago.

DID YOU KNOW?

- Coach Mitchell and his three brothers (David, Mark, Stephen) are all Eagle Scouts.
- Named an honorary Rotarian in the Lexington chapter in 2011.
- Has three daughters, Lacy Lea Arant, Saylor Rose and Presley Blue ... Lacy is a 2012 graduate of Mississippi State ... Daughter, Saylor Rose, is named after former Wildcat, Victoria Essence Rose Dunlap.
- Became a grandfather in October 2017 as Lacy and her husband Stephen had their first son.
- Used to be the lead singer of a band called "Coach Mitchell and the B Team" and is now the lead singer of "Matthew Mitchell and the Go Big Blue Band" which played prior to the football team's season opener at The New CWS.
- Gave \$100,000 of his new seven-year contract (May, 2012) back to the University of Kentucky for academic purposes.
- In 2014, pledged \$1 million over the next 10 years to UK Athletics through the Mitchell Family Foundation.
- In 2016, Matthew and Jenna were presented the Community Service Award by the Urban League of Lexington.

Year	School	Position	Record	SEC	Postseason
18-19	Kentucky	Head Coach	10-1	0-0	-
17-18	Kentucky	Head Coach	15-17	6-10	n/a
16-17	Kentucky	Head Coach	22-11	11-5	NCAA Second Round/SEC Semifinals
15-16	Kentucky	Head Coach	25-8	10-6	NCAA Sweet 16/SEC Semifinals
14-15	Kentucky	Head Coach	24-10	10-6	NCAA Second Round/SEC Semifinals
13-14	Kentucky	Head Coach	26-9	10-6	NCAA Sweet 16/SEC Tournament Finals
12-13	Kentucky	Head Coach	30-6	13-3	NCAA Elite Eight/SEC Tournament Finals
11-12	Kentucky	Head Coach	28-7	13-3	NCAA Elite Eight/SEC Regular Season Champions
10-11	Kentucky	Head Coach	25-9	11-5	NCAA Second Round/SEC Tournament Finals
09-10	Kentucky	Head Coach	28-8	11-5	NCAA Elite Eight/SEC Tournament Finals
08-09	Kentucky	Head Coach	16-16	5-9	WNIT Second Round
07-08	Kentucky	Head Coach	17-16	8-6	WNIT Quarterfinals/SEC Tournament Semifinals
06-07	Morehead St.	Head Coach	14-16	-	Third-place OVC finish
05-06	Morehead St.	Head Coach	16-13	-	OVC Tournament Semifinals
04-05	Kentucky	Asst. Coach	18-16	-	WNIT final four
03-04	Kentucky	Asst. Coach	11-17	-	-
02-03	Florida	Asst. Coach	9-19	-	-
01-02	Florida	Asst. Coach	18-11	-	NCAA Tournament
2000-01	Florida	Asst. Coach	24-6	-	NCAA Tournament
1999-00	Tennessee	Grad. Asst.	33-4	-	NCAA Runner-up
Total	at UK	Head Coach	266-118 (.693)		
	vs. SEC	Head Coach	108-64 (.627)		
	Overall	Head Coach	296-147 (.668)		

MITCHELL VS. OPPONENTS

	UK	Overall
Alabama	13-2	13-2
Alabama A&M	2-0	2-0
Alabama State	1-0	1-0
Albany	1-0	1-0
Alcorn State	1-0	1-0
Appalachian State	1-0	1-0
Arizona State	1-1	1-1
Arkansas	13-1	13-1
Arkansas Pine-Bluff	2-0	2-0
Auburn	12-3	12-3
Austin Peay	-	4-1
Baylor	2-3	2-3
Belmont	2-0	2-0
Binghamton	-	1-0
Bradley	1-0	1-0
Boston	1-0	1-0
Butler	1-0	1-0
Cal	0-1	0-1
Centenary	-	1-0
Central Michigan	2-0	2-0
Chattanooga	1-0	1-0
Cincinnati	2-0	2-0
College of Charleston	-	1-0
Colorado	1-1	1-1
Connecticut	0-2	0-2
Dayton	1-1	1-1
Delaware	1-0	1-0
Delaware State	1-0	1-0
DePaul	2-0	2-0
Duke	2-4	2-4
East Tennessee State	1-1	1-1
Eastern Illinois	-	3-1
Eastern Kentucky	-	3-1
Eastern Michigan	1-0	1-1
Evansville	1-0	1-1
FGCU	0-1	0-1
Florida	12-4	12-5
Florida Atlantic	1-0	1-0
Florida A&M	1-0	1-0
Furman	1-0	1-0
Gardner-Webb	1-0	1-0
Georgia	9-8	9-8
Georgia Southern	1-0	1-0
George Washington	1-1	1-1
Gonzaga	1-0	1-0
Grambling State	1-0	2-0
Green Bay	1-0	1-0
Hampton	1-0	1-0
High Point	2-0	2-0
Illinois	0-1	0-1
IUPUI	1-0	1-1
Jackson State	1-0	1-0
Jacksonville State	1-0	4-1
James Madison	1-0	1-0
Kentucky Christian	-	1-0
Liberty	1-0	1-0
Lipscomb	2-0	2-0
Long Island	1-0	1-0
LSU	8-9	8-9
Louisville	6-6	6-6
Marist	2-0	2-0
Marshall	1-0	1-2
Marquette	0-1	0-1
McNeese State	2-0	2-0
Miami (Fla.)	1-1	1-1
Miami Ohio	4-0	4-0
Michigan	0-2	0-2
Michigan State	1-0	1-0
Middle Tennessee	7-3	7-3
Minnesota	0-1	0-1
Mississippi State	12-4	12-5
Mississippi Valley State	2-0	2-0
Missouri	5-2	5-2
Montana	1-0	1-0
Morehead State	9-0	9-0
Murray State	1-0	2-3
Navy	1-0	1-0
Nebraska	1-0	1-0
Nebraska Omaha	1-0	1-0
New Hampshire	1-0	1-0
Northeastern	1-0	1-0
Northern Kentucky	2-0	2-0
North Carolina	1-1	1-1
North Carolina A&T	1-0	1-0
Notre Dame	1-1	1-1
Ohio State	0-1	0-1
Oklahoma	3-1	3-1
Ole Miss	9-3	9-3
Old Dominion	0-1	0-1
Pepperdine	1-0	1-0
Pikeville College	-	1-0
Radford	1-0	1-0
Rhode Island	1-0	1-0
Rice	1-0	1-0
Sacramento State	1-0	1-0
Samford	2-0	3-3
Sam Houston State	1-0	1-0
South Alabama	1-0	1-0
South Carolina	10-15	10-15
South Carolina-Upstate	2-0	2-0
South Florida	2-0	2-0
Southeast Missouri	-	1-3
Southern	1-0	1-0
Southern Miss	2-0	2-0
Syracuse	1-0	1-0
Tennessee	5-14	5-14
Tennessee-Chattanooga	2-0	2-0
Tennessee-Martin	2-0	2-2
Tennessee State	3-0	3-0
Tennessee Tech	2-0	3-4
Texas	0-1	0-1
Texas A&M	4-4	4-4
UCLA	1-0	1-0
UC Santa Barbara	3-0	3-0
UNC Asheville	1-0	1-0
Vanderbilt	12-5	12-5
Virginia	1-0	1-0
Virginia Tech	-	0-1
Wagner	1-0	1-0
Washington	0-1	0-1
Washington State	2-0	2-0
Western Kentucky	0-2	0-3
William & Mary	1-0	1-0
Wisconsin	0-1	0-1
Wright State	1-0	1-0
Wofford	1-0	1-0
Xavier	0-2	0-3
Yale	1-0	1-0
Total	266-118	296-147





OGECHI ANYAGALIGBO

#21 • FORWARD • RS-JR • 6-1

MIAMI, FLA./MIAMI COUNTRY DAY/STONY BROOK

GENERAL

Great athlete that is a physical player on both ends of the court ... Can finish around the basket and has strong rebounding skills ... Came to Kentucky after winning America East Conference Rookie of the Year honors at Stony Brook in 2016 ... Sat out the 2016-17 season due to NCAA transfer rules ... Is a senior academically but has two years of athletic eligibility remaining.

- SEC Academic Honor Roll (2017)
- America East Conference Rookie of the Year (2016 at Stony Brook)

2018-19 (REDSHIRT JUNIOR)

Played 17 minutes in UK's exhibition game vs. LMU with five points, four rebounds and four blocks... Played 16 minutes in season opener vs. Alabama state, earning two points, four rebounds and three steals... Played 12 minutes vs. Southern, shot 3 of 4 from the field and posted three rebounds... Recorded eight rebounds vs. Virginia, three offensive and five defensive, to lead UK, posted two points and a steal... Played 19 minutes vs. High Point recording two assist and one rebound in her first career start at UK... Played a season-high 22 minutes vs. USF in first game of the Paradise Jam, scored six points on 3-of-3 shooting and grabbed three rebounds... Did not play vs. UCLA in second game of Paradise Jam because of an ankle injury, but returned in the third game vs. UNC, recording two minutes... Did not play vs. Morehead State and Rhode Island to recover from an ankle injury... Played three minutes at Louisville, charted two shot attempts... Played four minutes vs. Middle Tennessee.

2017-18 (JUNIOR)

Played six minutes going 2-for-2 from the field with one rebound in the team's lone exhibition game vs. Southern Indiana before sustaining a season-ending knee injury.

2016-17 (SOPHOMORE)

Practiced with the team, but had to sit out from game action due to NCAA transfer rules.

AT STONY BROOK



@Triple_Ogg



@triple_og



CAREER HIGHS

POINTS:	23 vs. LIU, 12/21/15
FGM:	10 vs. LIU, 12/21/15
FGA:	16 vs. LIU, 12/21/15
FTM:	4 vs. HARTFORD, 03/05/16
FTA:	6 vs. SYRACUSE, 12/06/15
3FGM:	-
3FGA:	-
O-REBOUNDS:	5(2X) LAST vs. HARTFORD, 12/30/15
D-REBOUNDS:	16 vs. WAGNER, 12/18/15
TOTAL REBOUNDS:	19 vs. WAGNER, 12/18/15
ASSISTS:	3 vs. UMBC, 01/13/16
BLOCKS:	4 vs. NEW HAMPSHIRE, 01/16/16
STEALS:	3(2X) LAST vs. ALABAMA ST., 11/07/18
MINUTES:	39 vs. ST. BONAVENTURE, 12/01/15

SEASON HIGHS

POINTS:	7 vs. SOUTHERN, 11/11/18
FGM:	3(2X) LAST vs. USF, 11/22/18
FGA:	6 vs. ALABAMA ST., 11/07/18
FTM:	-
FTA:	2 vs. USF, 11/22/18
3FGM:	-
3FGA:	-
O-REBOUNDS:	3(2X) LAST vs. VIRGINIA, 11/15/18
D-REBOUNDS:	5 vs. VIRGINIA, 11/15/18
TOTAL REBOUNDS:	8 vs. VIRGINIA, 11/15/18
ASSISTS:	2 vs. HIGH POINT, 11/18/18
BLOCKS:	-
STEALS:	3 vs. ALABAMA ST., 11/07/18
MINUTES:	22 vs. USF, 11/22/18

CAREER STATS

Year	GP-GS	MIN	FG-FGA	PCT	3FG-FGA	PCT	FT-FTA	PCT	OFF-DEF	TOT-AVG	PF-FO	A	TO	BLK	ST	PTS-AVG
*2015-16	32-31	916-28.6	135-243	.556	0-0	.000	54-89	.607	75-214	289-9.0	81-2	23	81	41	26	324-10.1
2016-17																
2017-18																
2018-19	8-1	93-11.6	8-20	.400	0-0	.000	0-3	.000	9-10	19-2.4	12-0	3	5	0	4	16-2.0
TOTAL	40-32	1009-25.2	143-263	.544	0-0	.000	54-92	.587	84-224	308-7.7	93-2	26	86	41	30	340-8.5

* at Stony Brook



Was the 2015-16 America East Conference Rookie of the Year after averaging 10.1 points and 9.0 rebounds per game ... Played in all 32 games during her freshman season at Stony Brook, finishing first on the team in rebounds and blocks, and second on the team in scoring and steals ... Led the AEC in rebounds and was named the AEC Rookie of the Week nine times during the season, just one honor short of the conference record ... Averaged 9.0 rebounds per game, 1.3 blocks per game and hit .556 from the field – all which ranked top 10 in Stony Brook’s single-season rankings ... Finished the season by scoring in double figures 16 times, including nine double-doubles ... Best performances came against LIU Brooklyn, where she scored a career-high 23 points, before an impressive 19-rebound performance against Wagner, which was the best rebounding performance by a Stony Brook player since 2005-06.

HIGH SCHOOL

During her time at Miami Country Day High School, she was an all-state honoree and three-year captain ... She won two state championships and nearly averaged a double-double with 11.0 points and 9.6 rebounds ... Was named the DICK’s Sporting Goods High School Nationals Most Valuable Player her senior season after leading the Spartans to the state title ... Helped Miami Country Day to a 29-4 record and runner-up finish in the state tournament her freshman season ... Was a two-sport athlete, lettering two years in volleyball ... Played AAU ball on the Nike EYBL Circuit for the Miami Suns Team Fowles under head coach Erika Haney.

PERSONAL

Place of Birth: Miami, Fla. ... Parent(s): Eucharía and Chris Anyagaligbo ... Siblings: Four sisters (Uchenna, Oluchi, Nikiru, Onyekachi) ... Major: Biology with a minor in Psychology ... Shooting Hand: Left.

GAME-BY-GAME STATS

(At Stony Brook - 2015-16)

Opponent	Min	FG-A	3PT-A	FT-A	O-D-T	PF	A	TO	BS	ST	PTS
Iona	33	4-5	0-0	1-2	1-6-7	2	1	3	2	0	9
at Hofstra	24	4-7	0-0	4-6	2-7-9	5	0	3	2	0	12
at Saint Peter's	25	4-9	0-0	1-2	1-8-9	3	0	1	0	2	9
at Columbia	27	5-7	0-0	1-2	3-7-10	2	2	1	1	0	11
Ole Miss	25	2-2	0-0	0-4	1-4-5	2	1	3	0	1	4
St. Bonaventure	39	4-6	0-0	1-2	5-10-15	4	2	4	0	2	9
at Cornell	34	6-8	0-0	0-2	3-7-10	3	0	4	1	0	12
at Syracuse	33	7-15	0-0	3-6	1-8-9	1	0	1	3	1	17
at Yale	31	6-10	0-0	2-3	4-4-8	3	0	2	1	2	14
Morgan St.	26	3-6	0-0	2-4	0-9-9	3	0	5	1	0	8
at Wagner	37	3-8	0-0	2-4	3-16-19	2	0	6	1	1	8
LIU Brooklyn	33	10-16	0-0	3-5	4-8-12	3	2	1	1	0	23
Harvard	31	5-8	0-0	1-3	5-9-14	3	1	3	1	1	11
Binghamton	34	7-9	0-0	1-1	4-10-14	1	1	3	1	1	15
at UMass Lowell	24	2-5	0-0	4-4	0-5-5	2	2	3	0	1	8
at UMBC	29	2-5	0-0	1-2	3-5-8	1	0	4	2	0	5
New Hampshire	28	5-10	0-0	3-3	2-9-11	3	1	2	2	3	13
Hartford	23	7-9	0-0	2-2	2-6-8	1	0	3	1	0	16
at Albany (NY)	23	-8	0-0	0-0	1-2-3	4	0	1	1	0	14
at Maine	30	2-4	0-0	1-2	0-8-8	2	0	3	0	2	5
Vermont	30	4-8	0-0	0-2	3-8-11	3	3	2	1	0	8
at Binghamton	19	2-2	0-0	0-2	1-4-5	1	0	3	0	1	4
UMASS Lowell	25	4-8	0-0	0-0	4-3-7	2	1	1	1	0	8
at Hartford	28	3-9	0-0	3-5	3-7-10	3	0	2	3	2	9
UMBC	18	2-4	0-0	3-3	3-3-6	5	3	2	1	0	7
at New Hampshire	31	4-8	0-0	3-3	2-4-6	3	1	6	4	1	11
Albany (NY)	29	4-7	0-0	3-3	2-5-7	2	0	2	2	1	11
Maine	26	1-5	0-0	0-0	3-5-8	1	0	1	3	0	2
at Vermont	30	4-13	0-0	2-4	4-7-11	1	0	2	1	2	10
Hartford	31	3-6	0-0	4-4	1-9-10	2	1	2	3	0	10
Maine	36	5-8	0-0	2-2	3-8-11	3	0	1	3	1	12
Youngstown St.	24	4-8	0-0	1-2	1-3-4	4	1	1	0	1	9

(RS-Junior - 2018-19)

Opponent	Min	FG-A	3PT-A	FT-A	O-D-T	PF	A	TO	BS	ST	PTS
Alabama State	16	1-6	0-0	0-0	3-1-4	3	0	1	0	3	2
Southern	12	3-4	0-0	0-1	1-2-3	0	1	0	0	0	6
Virginia	15	1-4	0-0	0-0	3-5-8	1	0	1	0	1	2
Hight Point	19	0-1	0-0	0-0	0-1-1	3	2	1	0	0	0
vs. USF	22	3-3	0-0	0-2	2-1-3	3	0	2	0	0	6
vs. UCLA	DNP										
vs. UNC	2	0-0	0-0	0-0	0-0-0	1	0	0	0	0	0
Morehead St.	DNP										
Rhode Island	DNP										
at Louisville	3	0-2	0-0	0-0	0-0-0	0-0	0	0	0	0	0
MTSU	4	0-0	0-0	0-0	0-0-0	0-0	1	0	0	0	0
W. Carolina											
Murray St.											
Sacred Heart											
Vanderbilt											
at Miss. St.											
at Tennessee											
Ole Miss											
at LSU											
Missouri											
at Texas A&M											
S. Carolina											
Florida											
at Auburn											
at Alabama											
Arkansas											
at S. Carolina											
LSU											
Texas A&M											
at Georgia											

EXTRA STATS ...

	18-19	Career		18-19	Career
Scored 10+ Points	-	16	2+ Steals	-	7
Scored 15+ Points	-	4	Led UK in Scoring	-	-
Scored 20+ Points	-	1	Led UK in Rebounds	1	1
Made 3+ 3FG	-	-	Led UK in Assists	-	-
Double-figure Rebs.	-	12	Led UK in Steals	-	-
Double-doubles	-	9	Led UK in Blocks	-	-
3+ Assists	-	-			



NAE NAE COLE

#44 • CENTER • RS-JR • 6-3

GAINESVILLE, VA./PAUL VI HS/NC STATE

GENERAL

Transferred after three years at NC State in May 2018 and spent the summer impressing the coaching staff with her work ethic ... Strong, physical post player that will help give the Wildcats depth in practice as she sits out the 2018-19 year due to NCAA transfer rules ... Is a senior academically but has one year of athletic eligibility remaining.

2018-19 (REDSHIRT JUNIOR)

Will practice with the team but sit out the entire season due to NCAA transfer rules.

AT NC STATE

Played in 61 career games for the Wolfpack from 2015 to 2018 averaging 7.0 minutes per game during her career ... As a freshman, she played in 18 games averaging 1.8 points and 1.5 rebounds per game ... Had her best year in 2016-17, playing in 24 games and averaging 2.8 points and 1.3 rebounds per game while hitting 63 percent from the field ... Her final year at NC State, she played in 19 games averaging 3.9 minutes.

HIGH SCHOOL

Had a tremendous career at Paul VI Catholic High School, helping the Panthers win their ninth straight state championship title her senior season ... Was tabbed first-team All-Western Catholic Athletic Conference and a McDonald's All-American nominee as a senior ... ESPN HoopGurlz ranked her as the No. 100 overall prospect in the 2015 class as a four-star recruit and the 16th-best post player in the class ... Was second on her team in scoring as a senior averaging over 11 points per game ... Was ranked 33rd in the 2015 class by Blue Star Report.

PERSONAL

Place of Birth: Chicago, Ill. ... Parent(s): John Cole, Jr. and Demetrice Cole ... Siblings: One sister, Demariyah Cole ... Major: Social Work ... Shooting Hand: Right.



@shesprettytall



@NaeNaeBaller44



CAREER HIGHS

POINTS:	9 vs. UAB, 11/27/15
FGM:	4(4x) LAST VS. VIRGINIA TECH, 02/12/17
FGA:	11 vs. UAB, 11/27/15
FTM:	2(2x) LAST VS. AUBURN, 03/18/17
FTA:	4 vs. WOFFORD, 11/12/16
3FGM:	-
3FGA:	1 vs. ECU, 12/20/15
O-REBOUNDS:	3 vs. HIGH POINT, 11/15/15
D-REBOUNDS:	3(4x) LAST VS. SOUTH ALABAMA, 12/19/16
TOTAL REBOUNDS:	5 vs. HIGH POINT, 11/15/15
ASSISTS:	1(4x) LAST VS. NORTH CAROLINA, 02/11/18
BLOCKS:	3 vs. NORTH FLORIDA, 12/04/16
STEALS:	1 AT OLD DOMINION, 11/20/17
MINUTES:	20 vs. LSU, 11/26/15

SEASON HIGHS

POINTS:	-
FGM:	-
FGA:	-
FTM:	-
FTA:	-
3FGM:	-
3FGA:	-
O-REBOUNDS:	-
D-REBOUNDS:	-
TOTAL REBOUNDS:	-
ASSISTS:	-
BLOCKS:	-
STEALS:	-
MINUTES:	-

CAREER STATS

Year	GP-GS	MIN	FG-FGA	PCT	3FG-FGA	PCT	FT-FTA	PCT	OFF-DEF	TOT-AVG	PF-FO	A	TO	BLK	ST	PTS-AVG
*2015-16	18-0	134-7.4	14-36	.389	0-1	.000	4-14	.286	11-16	27-1.5	15-0	1	14	1	3	32-1.8
*2016-17	24-0	222-9.3	29-46	.630	0-0	.000	10-23	.435	11-19	30-1.3	21-1	1	18	9	2	68-2.8
*2017-18	19-0	74-3.9	4-11	.364	0-0	.000	1-6	.167	5-5	10-0.5	6-0	2	9	1	1	9-0.5
2018-19																
Total	61-0	430-7.0	47-93	.505	0-1	.000	15-43	.349	27-40	67-1.1	42-1	4	41	11	6	109-1.8

* at NC State



GAME-BY-GAME STATS

(Freshman - 2015-16)

Opponent	Min	FG-A	3PT-A	FT-A	O-D-T	PF	A	TO	BS	ST	PTS
Villanova	DNP										
High Point	12	2-3	0-0	0-2	3-2-5	0	0	1	0	0	4
Radford	15	2-4	0-0	0-0	2-0-2	1	0	2	0	0	4
at Liberty	13	0-0	0-0	0-0	1-1-2	2	0	0	0	0	0
Davidson	7	0-0	0-0	0-0	0-1-1	3	0	3	0	1	0
vs. Seton Hall	7	0-2	0-0	0-0	0-2-2	1	0	1	0	0	0
vs. UAB	17	4-11	0-0	1-3	1-2-3	2	0	1	0	0	9
at Nebraska	13	1-5	0-0	1-3	1-2-3	0	0	0	0	0	3
Charlotte	4	0-0	0-0	0-0	0-0-0	0	0	0	0	0	0
Elon	5	0-2	0-0	0-0	0-1-1	1	0	1	0	0	0
Western Carolina	7	4-4	0-0	0-0	3-1-4	0	1	1	1	1	8
vs. EKU	9	1-2	0-1	1-2	0-3-3	1	0	2	0	0	3
at Florida	DNP										
at Miami	6	0-1	0-0	0-0	0-0-0	0	0	1	0	0	0
Wake Forest	7	0-0	0-0	1-2	0-0-0	1	0	0	0	0	1
Georgia Tech	2	0-0	0-0	0-0	0-0-0	0	0	0	0	0	0
at Pittsburgh	DNP										
at Duke	DNP										
Louisville	DNP										
at Virginia Tech	2	0-0	0-0	0-0	0-0-0	0	0	0	0	0	0
Virginia	DNP										
North Carolina	1	0-0	0-0	0-0	0-1-1	1	0	0	0	0	0
at Notre Dame	6	0-2	0-0	0-2	0-0-0	2	0	1	0	1	0
at Wake Forest	DNP										
vs. Boston College	1	0-0	0-0	0-0	0-0-0	0	0	0	0	0	0
Syracuse	DNP										
at North Carolina	DNP										
Florida State	DNP										
at Clemson	DNP										
vs. Boston College	DNP										
vs. Syracuse	DNP										

(Sophomore - 2016-17)

Opponent	Min	FG-A	3PT-A	FT-A	O-D-T	PF	A	TO	BS	ST	PTS
Wofford	13	2-2	0-0	2-4	1-3-4	1	0	1	1	0	6
Hampton	8	2-2	0-0	0-0	1-3-4	2	0	3	0	0	4
College of Char.	11	2-3	0-0	1-2	1-1-2	0	0	0	2	1	5
MDES	4	0-0	0-0	0-0	0-0-0	0	0	0	0	1	0
vs. K-STATE	9	0-0	0-0	1-2	0-0-0	1	0	1	0	0	1
vs. UTEP	8	0-1	0-0	0-0	0-0-0	0	0	0	0	1	0
vs. LSU	20	4-4	0-0	0-0	2-1-3	5	0	2	0	0	8
Indiana	7	1-1	0-0	0-0	0-1-1	1	0	1	0	0	2
North Florida	16	2-3	0-0	0-0	1-1-2	1	0	1	3	0	4
UNCW	13	1-1	0-0	1-2	0-1-1	1	0	1	0	0	3
N.C. Central	15	3-7	0-0	1-2	0-0-0	0	0	0	0	0	7
at Tulane	12	2-7	0-0	0-0	1-0-1	2	0	0	0	0	4
at South Alabama	9	1-2	0-0	1-2	0-3-3	1	0	1	0	0	3
Notre Dame	17	2-2	0-0	0-0	0-0-0	0	0	1	1	0	4
Miami	7	0-0	0-0	0-2	0-1-1	0	0	0	0	0	0
at Wake Forest	2	0-0	0-0	0-0	0-0-0	1	0	0	0	0	0
at Syracuse	DNP										
Duke	DNP										
Clemson	DNP										
Pittsburgh	4	1-2	0-0	0-1	0-0-0	0	0	2	0	0	2
at North Carolina	DNP										
at Louisville	DNP										
at Georgia Tech	DNP										
Virginia Tech	16	4-5	0-0	0-2	2-0-2	1	1	2	1	0	8
at Boston College	4	1-2	0-0	0-0	1-1-2	0	0	0	0	0	2
Wake Forest	1	0-0	0-0	0-0	0-0-0	1	0	0	0	0	0
North Carolina	12	1-1	0-0	1-2	0-2-2	2	0	1	0	0	3
at Virginia	5	0-1	0-0	0-0	1-0-1	1	0	0	0	0	0
vs. Louisville	DNP										
vs. Auburn	2	0-0	0-0	2-2	0-1-1	0	0	0	0	0	2
vs. Texas	7	0-0	0-0	0-0	0-0-0	0	0	1	0	0	0

(Junior - 2017-18)

Opponent	Min	FG-A	3PT-A	FT-A	O-D-T	PF	A	TO	BS	ST	PTS
Jacksonville	5	0-0	0-0	0-0	1-2-3	0	0	0	0	0	0
Davidson	9	0-0	0-0	0-2	0-0-0	0	0	1	0	0	0
UNC Asheville	11	0-1	0-0	0-0	0-0-0	1	0	1	0	0	0
South Alabama	8	1-4	0-0	0-0	1-1-2	1	0	0	0	0	2
at Old Dominion	3	0-0	0-0	1-2	1-0-1	0	0	0	0	1	1
vs. Alabama	3	0-0	0-0	0-0	0-0-0	0	0	1	0	0	0
vs. SD State	DNP										
at Rutgers	DNP										
Tulane	6	0-0	0-0	0-0	0-1-1	0	0	0	1	0	0
Georgetown	1	0-0	0-0	0-0	0-0-0	0	0	0	0	0	0
ETSU	2	0-2	0-0	0-0	0-0-0	0	0	0	0	0	0
Elon	DNP										
at Vanderbilt	DNP										
at Virginia Tech	DNP										
Louisville	DNP										
Virginia	DNP										
at Duke	2	0-0	0-0	0-0	0-1-1	0	0	0	0	0	0
Georgia Tech	2	0-0	0-0	0-0	0-0-0	1	0	0	0	0	0
Syracuse	DNP										
at North Carolina	DNP										
at Wake Forest	DNP										
at Clemson	5	0-0	0-0	0-0	0-0-0	1	0	3	0	0	0
Florida State	DNP										
Boston College	1	0-0	0-0	0-0	0-0-0	0	1	0	0	0	0
at Miami	DNP										
North Carolina	3	0-0	0-0	0-2	0-0-0	0	1	1	0	0	0
Wake Forest	DNP										
at Pitt	DNP										
at Notre Dame	2	0-0	0-0	0-0	0-0-0	0	0	0	0	0	0
vs. North Carolina	1	0-0	0-0	0-0	0-0-0	0	0	0	0	0	0
vs. Duke	DNP										
vs. Louisville	DNP										
Elon	4	1-2	0-0	0-0	1-0-1	2	0	1	0	0	2
Maryland	2	0-0	0-0	0-0	0-0-0	0	0	1	0	0	0
vs. Miss. State	4	2-2	0-0	0-0	1-0-1	0	0	0	0	0	4

EXTRA STATS ...

	18-19	Career		18-19	Career
Scored 10+ Points	-	-	2+ Steals	-	-
Scored 15+ Points	-	-	Led UK in Scoring	-	-
Scored 20+ Points	-	-	Led UK in Rebounds	-	-
Made 3+ 3FG	-	-	Led UK in Assists	-	-
Double-figure Rebs	-	-	Led UK in Steals	-	-
Double-doubles	-	-	Led UK in Blocks	-	-
3+ Assists	-	-			





BLAIR GREEN

#5 • GUARD • FR • 6-0

HARLAN, KY./HARLAN COUNTY HS

GENERAL

Impressive in-state prospect that has a strong motor .. Athletic, versatile guard that can score from the perimeter but also create off the dribble ... Was named 2018 Naismith High School All-America Honorable Mention after scoring 93 points in three games to lead Harlan County to the KHSAA State Tournament ... Picked Kentucky over Louisville, Dayton, Tennessee and UCLA.

2018-19 (FRESHMAN)

Led Kentucky in scoring in its exhibition game vs. LMU with 17 points going 8 of 17 from the field with four rebounds... Scored 13 points in the season opener vs. Alabama State, also earning three rebounds, one assist, one block and one steal... Set program record with freshman Rhyne Howard for the first time two freshmen scored 13 or more points in their varsity debuts... Posted nine points vs. Virginia, including a 3, reported two blocks and led UK with three steals... Played a season-high 28 minutes vs. High Point, charted four rebounds and three assists, scored 10 points on 5-of-10 shooting... Played 24 minutes vs. UCLA in second game of Paradise Jam, scored six points, two rebounds, went 2 of 2 from the line, and recorded an assist and a steal... Played a career-high 32 minutes vs. Morehead State, scored eight points on 3-of-9 shooting and 2 of 2 from the line, grabbed five rebounds, including three defensive boards... Played 21 minutes vs. Rhode Island, saw two points and two offensive rebounds... In 13 minutes played at Louisville, recorded two shot attempts and a defensive board... Green played 21 minutes vs. MTSU, scored 11 points on 3-of-5 shooting from the field, including going 3 of 3 from long range, a career high in 3 makes, went 2-of-2 from the line and recorded one assist.

HIGH SCHOOL

Shinned as a senior at Harlan County High School helping the Black Bears to the KHSAA State Tournament ... Impressive performance in the regional tournament starting with 23 points and five rebounds against Pineville before 38 points, eight rebounds, four assists and two steals vs. South Laurel in the semifinals ... In the regional championship against North Laurel, she had 32 points, six assists, five steals and four rebounds, shooting 12-of-19 from the field ... Averaged 26.0 points per game and 6.5 rebounds per game as a senior, hitting 59.3 percent from the field and was an impressive 157-of-186 (84.4 percent) from the free-throw line ... Strong senior



@blairgreen32



@greenblair32



CAREER HIGHS

Points:	13 vs. ALABAMA ST., 11/07/18
FGM:	5(2x) LAST vs. HIGH POINT, 11/18/18
FGA:	10(2x) LAST vs. HIGH POINT, 11/18/18
FTM:	2(6x) LAST vs. MTSU, 12/15/18
FTA:	2(6x) LAST vs. MTSU, 12/15/18
3FGM:	3 vs. MTSU, 12/15/18
3FGA:	4 vs. SOUTHERN, 11/11/18
O-Rebounds:	2 vs. MSU, 11/28/18
D-Rebounds:	3(2x) LAST vs. MSU, 11/28/18
Total Rebounds:	5 vs. MSU, 11/28/18
Assists:	3 vs. HIGH POINT, 11/18/18
Blocks:	2 vs. Virginia, 11/15/18
Steals:	3 vs. Virginia, 11/15/18
Minutes:	32 vs. MSU, 11/28/18

SEASON HIGHS

Points:	13 vs. ALABAMA ST., 11/07/18
FGM:	5(2x) LAST vs. HIGH POINT, 11/18/18
FGA:	10(2x) LAST vs. HIGH POINT, 11/18/18
FTM:	2(6x) LAST vs. MTSU, 12/15/18
FTA:	2(6x) LAST vs. MTSU, 12/15/18
3FGM:	3 vs. MTSU, 12/15/18
3FGA:	4 vs. SOUTHERN, 11/11/18
O-Rebounds:	2 vs. MSU, 11/28/18
D-Rebounds:	3(2x) LAST vs. MSU, 11/28/18
Total Rebounds:	5 vs. MSU, 11/28/18
Assists:	3 vs. HIGH POINT, 11/18/18
Blocks:	2 vs. Virginia, 11/15/18
Steals:	3 vs. Virginia, 11/15/18
Minutes:	32 vs. MSU, 11/28/18

CAREER STATS

Year	GP-GS	MIN	FG-FGA	PCT	3FG-FGA	PCT	FT-FTA	PCT	OFF-DEF	TOT-AVG	PF-FO	A	TO	BLK	ST	PTS-AVG
2018-19	11-0	214-19.5	25-69	.362	6-16	.375	12-12	1.000	5-17	22-2.0	22-1	7	15	3	9	68-6.2
TOTAL	11-0	214-19.5	25-69	.362	6-16	.375	12-12	1.000	5-17	22-2.0	22-1	7	15	3	9	68-6.2



campaign led her to be a McDonald’s All-America nominee and a member of the Naismith Trophy Preseason Watch List ... Was a finalist for Kentucky Miss Basketball ... Four-star prospect according to ESPN.com and ProspectsNation.com ... ESPN.com ranked her as the ninth best wing in the 2018 class and praised her long-range shooting, ability to exploit mismatches, rebound, handle and pass in transition ... ProspectsNation.com ranked her as the 46th best player overall in the 2018 class ... Incredible junior season averaging 23.1 points per game with 7.2 rebounds per game ... Shot 53.8 percent from the floor as a junior, including 43.8 percent (39-for-89) from 3 and 77.2 percent from the free throw line ... The strong season paced Harlan County to a 28-3 record and a appearance in the regional championship game ... Averaged over 18 points per game with eight rebounds per game for the Black Bears as a sophomore, hitting over 50 percent from the field ... Coached in high school by her mother, Debbie Green, who was also a letterwinner one season at Kentucky ... Was named a first-team all-state performer by both the Lexington Herald-Leader and Louisville Courier-Journal in 2017 and 2018 ... Was second-team all-state by the Louisville Courier-Journal and Lexington Herald Leader in 2016 ... Honorable mention all-state as a freshman by multiple outlets ... Played for the AAU Kentucky Premier team coached by Jarrad Parmley.

PERSONAL

Place of Birth: Knoxville, Tenn. ... Parent(s): Debbie and Elgin Green ... Siblings: One brother, Blaine Green ... Major: Kinesiology ... Shooting Hand: Right.

GAME-BY-GAME STATS												
(Freshman - 2018-19)												
Opponent	Min	FG-A	3PT-A	FT-A	O-D-T	PF	A	TO	BS	ST	PTS	
Alabama State	22	5-10	1-3	2-2	1-2-3	1	1	1	0	1	13	
Southern	18	1-9	1-4	0-0	0-1-1	4	1	1	0	2	3	
Virginia	17	3-5	1-2	2-2	0-1-1	1	0	2	2	3	9	
Hight Point	28	5-10	0-1	0-0	1-3-4	0	3	1	1	0	10	
vs. USF	12	2-3	0-1	0-0	0-1-1	5	0	1	0	0	4	
vs. UCLA	24	2-6	0-1	2-2	0-2-2	2	1	0	0	1	6	
vs. UNC	6	0-2	0-0	2-2	1-0-1	1	0	2	0	1	2	
Morehead St.	32	33-9	0-1	2-2	2-3-5	4	0	5	0	1	8	
Rhode Island	21	1-8	0-0	0-0	0-2-2	1	0	0	0	0	2	
at Louisville	13	0-2	0-0	0-0	0-1-1	1	0	0	0	0	0	
MTSU	21	3-5	3-3	2-2	0-1-1	2	1	2	0	0	11	
W. Carolina												
Murray St.												
Sacred Heart												
Vanderbilt												
at Miss. St.												
at Tennessee												
Ole Miss												
at LSU												
Missouri												
at Texas A&M												
S. Carolina												
Florida												
at Auburn												
at Alabama												
Arkansas												
at S. Carolina												
LSU												
Texas A&M												
at Georgia												

EXTRA STATS ...

	18-19	Career		18-19	Career
Scored 10+ Points	3	3	2+ Steals	2	2
Scored 15+ Points	-	-	Led UK in Scoring	-	-
Scored 20+ Points	-	-	Led UK in Rebounds	-	-
Made 3+ 3FG	1	1	Led UK in Assists	1	1
Double-figure Rebs	-	-	Led UK in Steals	1	1
Double-doubles	-	-	Led UK in Blocks	1	1
3+ Assists	1	1			



SABRINA HAINES

#1 • GUARD • RS-JR • 5-10

PHOENIX, ARIZ./DESERT VISTA HS/ARIZONA STATE

GENERAL

Electric guard that will be a scoring threat when she returns to the court after sitting out the 2018-19 season due to NCAA transfer rules ... Transferred to Kentucky from Arizona State in June of 2018 and spent the summer working out with the team as she returns from a knee injury ... Played in Rupp Arena in 2016-17 for the Sun Devils against the Wildcats, scoring nine points with four rebounds and two assists ... Is a senior academically but will have athletic eligibility remaining in 2019-20.

2018-19 (REDSHIRT JUNIOR)

Will practice with the team but sit out the entire season due to NCAA transfer rules.

AT ARIZONA STATE

Played in 75 career games with 38 starts at Arizona State before her third season was cut short after only nine games due to injury ... Shined on and off the court in Tempe, earning Pac-12 All-Freshman honorable mention honors in 2016, while she was Pac-12 All-Academic honorable mention in 2017 and second-team in 2018 ... As a freshman in 2015-16, she played in every game and led the team in free-throw percentage and was second in 3-point field-goal percentage and fourth in 3-pointers ... Best performance as a rookie was a season-high 19 points – including 14 in the second half – on 5-of-7 shooting against Washington State ... Added six rebounds against the Cougars ... Scored in double figures against Hawaii, Columbia and Oregon during the year on her way to Pac-12 All-Freshman honors ... Blossomed as a sophomore, playing in every game with 32 starts leading the team in 3s and free-throw percentage while sitting second in assists and fourth in scoring and steals ... Scored in double figures nine times during the 2016-17 season, including a season-best 17 against Washington State ... Was a star in Arizona State's four postseason games in 2016-17, averaging 13.3 points per game on 48 percent shooting from the field, including 50 percent from long range ... In the Pac-12 Tournament, she scored 12 points against Utah and 14 against UCLA and continued that hot scoring in the NCAA Tournament with 15 points in the opener vs. Michigan State before 12 points and three 3s against eventual national champion South Carolina in the second round ... Prior to her injury in 2017-18, she played in all nine of ASU's games and had scored in double figures five times,



@sabrinahaines



@sabrinahaines



CAREER HIGHS

POINTS:	19(2x) LAST VS. SACRAMENTO ST., 11/18/17
FGM:	6 VS. SACRAMENTO ST., 11/18/17
FGA:	11 VS. MISSISSIPPI STATE, 11/23/17
FTM:	7 AT WASHINGTON STATE, 01/10/16
FTA:	9 AT WASHINGTON STATE, 01/10/16
3FGM:	4 VS. OREGON, 02/5/17
3FGA:	7 VS. UCLA, 03/3/17
O-REBOUNDS:	3(3x) LAST VS. COLGATE, 11/19/17
D-REBOUNDS:	8 AT FRESNO STATE, 11/15/17
TOTAL REBOUNDS:	9 AT FRESNO STATE, 11/15/17
ASSISTS:	6(2x) LAST AT USC, 01/29/17
BLOCKS:	1(5x) LAST VS. ILLINOIS STATE, 11/11/16
STEALS:	4(2x) LAST VS. USC, 02/24/17
MINUTES:	35 VS. WASHINGTON, 01/15/17

SEASON HIGHS

POINTS:	-
FGM:	-
FGA:	-
FTM:	-
FTA:	-
3FGM:	-
3FGA:	-
O-REBOUNDS:	-
D-REBOUNDS:	-
TOTAL REBOUNDS:	-
ASSISTS:	-
BLOCKS:	-
STEALS:	-
MINUTES:	-

CAREER STATS

Year	GP-GS	MIN	FG-FGA	PCT	3FG-FGA	PCT	FT-FTA	PCT	OFF-DEF	TOT-AVG	PF-FO	A	TO	BLK	ST	PTS-AVG
*2015-16	33-0	574-17.4	60-144	.416	15-47	.319	39-45	.867	25-47	72-2.2	53-0	27	24	4	23	174-5.2
*2016-17	33-32	896-27.2	70-195	.359	29-75	.387	58-67	.866	18-66	84-2.5	73	79	55	1	32	227-6.9
*2017-18	9-6	220-24.4	29-72	.403	8-28	.286	26-30	.867	9-25	34-3.8	20-1	8	17	0	11	92-10.2
2018-19										DNP - Transfer						
TOTAL	75-38	1690-22.5	159-411	.387	52-150	.347	123-142	.866	52-138	190-2.5	146-2	114	96	5	66	493-6.6

* at Arizona State



including a career-high tying 19 points against Sacramento State ... At the time of her injury, she was averaging 10.2 points per game, which ranked second on the team and had been named to the ASU Classic All-Tournament Team after averaging 14.5 points, shooting 56 percent from the field in wins over Buffalo and UC Riverside.

HIGH SCHOOL

A 2015 graduate of Desert Vista High School in Phoenix where she averaged 10.8 points, 4.5 rebounds, 2.5 assists and 2.5 steals during her high school career ... Was one of five players named to The Arizona Republic’s All-Arizona girls basketball team in addition to earning All-Tribune First-Team honors following a senior season in which she averaged 15.1 points, 5.4 rebounds, 4.3 assists and 3.3 steals ... A participant in USA Basketball’s 16-under National team trials in May of 2013 and the USA Basketball Women’s U17 World Championship Team Trials in April 2014, she was a top-100 player in the class of 2015 out of high school.

PERSONAL

Place of Birth: Colorado Springs, Colo. ... Parent(s): Ryan Haines and Sharon Valdivia ... Major: Journalism with a minor in Sociology ... Shooting Hand: Right.

GAME-BY-GAME STATS

(Freshman - 2015-16)

Opponent	Min	FG-A	3PT-A	FT-A	O-D-T	PF	A	TO	BS	ST	PTS
Kentucky	3	0-1	0-1	0-0	0-0-0	1	0	1	0	0	0
at SMU	15	0-3	0-1	0-0	0-2-2	2	2	0	0	1	0
South Carolina	11	2-2	2-2	0-0	2-1-3	0	0	1	0	0	6
at Hawaii	29	3-7	0-2	5-5	0-4-4	3	0	0	1	0	11
CSU Bakersfield	23	3-6	1-3	0-0	0-2-2	4	0	2	0	0	7
VCU	18	3-4	1-1	0-0	1-3-4	1	1	3	0	0	7
Columbia	22	3-5	3-4	2-2	1-1-2	1	0	0	1	1	11
at Syracuse	22	0-3	0-2	0-0	1-2-3	2	1	0	1	0	0
at Hartford	22	2-4	0-0	2-2	0-1-1	0	0	0	0	0	2
Marquette	13	3-6	1-3	0-1	1-0-1	2	1	1	0	1	7
Florida St.	12	2-5	2-2	0-0	1-1-2	4	0	0	0	0	6
CSUN	18	2-5	0-0	2-2	3-1-4	1	2	1	0	3	6
California	14	1-5	0-2	0-0	0-0-0	0	1	0	0	0	2
Stanford	16	1-3	0-0	2-2	0-0-0	2	0	0	0	1	4
at Washington	14	2-6	0-4	0-0	0-1-1	1	1	0	0	0	4
at Washington St.	25	5-7	2-3	7-9	3-3-6	1	0	1	0	1	19
Colorado	18	2-6	0-0	0-0	1-0-1	1	0	1	0	2	4
Utah	25-2	4-1	2-1	2-0	2-2-1	1	0	0	0	0	6
Arizona	28	2-5	0-1	2-2	1-2-3	1	4	0	0	1	6
at Arizona	16	1-4	0-1	0-0	1-0-1	4	2	0	0	1	2
at Oregon	24	2-4	1-1	5-6	2-2-4	0	1	1	0	0	10
at Oregon St.	20	2-5	0-0	0-0	1-1-2	2	0	1	0	0	4
UCLA	12	1-5	0-2	0-0	0-2-2	1	0	1	0	0	2
USC	14	2-4	0-0	2-2	1-0-2	1	0	1	1	1	6
at California	13	1-2	0-1	2-2	0-0-0	2	0	2	0	0	4
at Stanford	19	4-8	0-1	0-0	1-1-2	2	3	2	0	1	8
Washington St.	19	1-5	0-1	0-0	1-2-3	2	2	1	0	3	2
Washington	10	0-0	0-0	2-2	1-2-3	1	0	1	0	0	2
at USC	19	2-4	0-0	3-4	1-3-4	2	2	1	0	1	7
at UCLA	10	0-3	0-2	0-0	1-0-1	1	1	0	0	0	0
vs. California	20	3-5	1-2	0-0	0-1-1	3	0	0	0	3	7
vs. New Mexico St.	21	3-6	0-2	2-2	0-5-5	3	1	1	0	0	8
vs. Tennessee	9	0-2	0-1	0-0	0-1-1	1	1	1	0	0	0

(Sophomore - 2016-17)

Opponent	Min	FG-A	3PT-A	FT-A	O-D-T	PF	A	TO	BS	ST	PTS
Illinois State	18	1-5	0-1	2-2	1-3-4	0	2	3	1	4	4
San Jose State	21	3-5	1-2	0-0	0-2-2	1	6	3	0	0	7
at Marquette	22	2-8	1-3	0-0	0-1-1	2	2	0	0	1	5
vs UMD	24	1-8	1-2	0-0	0-1-1	2	2	2	0	0	3
vs SJU	28	2-4	0-0	0-0	0-0-0	2	2	1	0	1	4
Boston University	21	3-5	2-4	4-5	0-3-3	3	5	4	0	0	12
Florida	26	0-5	0-2	3-3	0-0-0	3	4	4	0	2	3
at KENTUCKY	24	3-6	1-2	2-2	2-2-4	5	2	2	0	2	9
at Middle Tennessee	29	2-2	1-1	1-2	0-2-2	2	4	3	0	2	6
Oral Roberts	25	2-5	0-1	0-0	0-1-1	2	5	1	0	0	4
Holy Cross	24	1-5	0-1	0-0	1-2-3	3	3	2	0	0	2
Stanford	30	4-10	0-3	0-0	1-2-3	2	3	2	0	0	8
California	28	0-5	0-3	0-0	0-3-3	2	0	2	0	0	0
at Utah	26	1-5	1-2	4-4	1-1-2	3	0	1	0	1	7
at Colorado	30	2-7	1-4	3-3	0-7-7	4	1	1	0	3	8
Washington State	33	2-7	1-2	2-2	1-4-5	3	2	3	0	1	7
Washington	35	4-8	1-1	0-0	1-4-5	3	3	1	0	0	9
at California	29	1-8	0-1	4-4	1-4-5	2	0	0	0	1	6
at Stanford	30	0-4	0-0	4-5	1-1-2	3	1	1	0	1	4
at #13 UCLA	28	1-5	0-2	0-0	1-3-4	1	1	2	0	0	2
at USC	27	1-3	1-2	0-0	1-0-1	2	6	0	0	0	3
Oregon State	25	1-4	0-1	0-0	1-1-2	0	3	0	0	0	2
Oregon	26	5-8	4-5	0-0	2-3-5	3	0	2	0	1	14
at Washington St.	30	5-8	2-4	5-6	0-3-3	2	3	1	0	0	17
at Washington	27	1-5	0-2	0-0	1-0-1	1	2	2	0	2	2
at Arizona	27	0-6	0-1	0-0	1-2-3	2	0	2	0	1	0
Arizona	25	4-4	2-2	3-6	0-2-2	1	4	4	0	2	13
USC	32	0-3	0-2	2-2	0-1-1	0	3	1	0	4	2
UCLA	27	3-6	1-3	4-4	0-1-1	3	2	0	0	1	11
vs Utah	29	3-8	0-1	6-6	1-3-4	3	2	0	0	2	12
vs #13 UCLA	31	4-9	2-7	4-4	0-2-2	4	2	0	0	0	14
vs Michigan State	30	5-10	3-4	2-4	0-2-2	1	4	2	0	0	15
at South Carolina	29	3-4	3-4	3-3	0-0-0	3	0	3	0	0	12

(Junior - 2017-18)

Opponent	Min	FG-A	3PT-A	FT-A	O-D-T	PF	A	TO	BS	ST	PTS
UTSA	23	5-8	2-3	4-5	0-3-3	1	3	2	0	0	16
at Fresno St.	27	1-7	0-3	3-4	1-8-9	2	1	1	0	1	5
Sacramento St.	23	6-10	1-5	6-7	0-1-1	1	2	2	0	1	19
Colgate	27	0-6	0-1	0-0	3-1-4	1	0	0	0	2	0
vs. Mississippi St.	29	3-11	0-3	4-4	0-3-3	2	0	4	0	1	10
vs. Green Bay	21	2-7	0-4	1-2	2-2-4	5	0	1	0	1	5
vs. Columbia	25	3-7	0-2	2-2	1-3-4	4	1	2	0	2	8
Buffalo	32	4-8	3-4	6-6	0-3-3	4	1	3	0	3	17
UC Riverside	13	5-8	2-3	0-0	2-1-3	0	0	2	0	0	12
at Florida St.	DNP										
Idaho	DNP										
Arkansas	DNP										
at Colorado	DNP										
at Utah	DNP										
California	DNP										
Stanford	DNP										
at Oregon St.	DNP										
at Oregon	DNP										
Utah	DNP										
Colorado	DNP										
at Stanford	DNP										
at California	DNP										
Washington	DNP										
Washington St.	DNP										
at USC	DNP										
at UCLA	DNP										
Arizona	DNP										
at Arizona	DNP										
Oregon	DNP										
Oregon St.	DNP										
vs. Arizona	DNP										
vs. Oregon St.	DNP										
vs. Stanford	DNP										
vs. Nebraska	DNP										
at Texas	DNP										

EXTRA STATS ...

	18-19	Career		18-19	Career
Scored 10+ Points	-	17	2+ Steals	-	17
Scored 15+ Points	-	6	Led UK in Scoring	-	-
Scored 20+ Points	-	-	Led UK in Rebounds	-	-
Made 3+ 3FG	-	4	Led UK in Assists	-	-
Double-figure Rebs	-	-	Led UK in Steals	-	-
Double-doubles	-	-	Led UK in Blocks	-	-
3+ Assists	-	17			





LASHAE HALSEL

#0 • FORWARD • SR • 6-0

BOWLING GREEN, KY./WARREN CENTRAL HS

GENERAL

Physical post/wing that has worked hard in practice and conditioning to improve daily ... In-state player at Warren Central High School who has a strong basketball IQ ... Impressed the coaches during open tryouts with her energy and attitude and received a walk-on spot in the fall of 2016 adding much-needed depth to the roster ... Was given a scholarship in the summer of 2018 due to her hard work and dedication to the program.

- SEC Academic Honor Roll (2017)

2018-19 (SENIOR)

Played three minutes in UK's exhibition game vs. LMU... Played one minute in season opener vs. Alabama State... Scored two points in three minutes played vs. Southern... Played four minutes vs. High Point... Played a career-high five minutes vs. Morehead State... In three minutes vs. Rhode Island, recorded two boards.

2017-18 (JUNIOR)

Played in 10 games during the season scoring in four games with a rebound in three games ... Had two points with one rebound and one assist against Morehead State ... Two points each against MSU, Marshall, Tennessee Tech and Arkansas ... Played a total of 24 minutes during the season.

2016-17 (SOPHOMORE)

Saw action in seven games, playing a total of 12 minutes ... Did not score a point, but recorded four rebounds with one block ... Best performance came against Radford with three rebounds and one block.

HIGH SCHOOL

A five-year starter at Warren Central High School ... Played in 24 games as a senior, helping Warren Central to a 17-11 record ... Strong senior season for the Dragons, averaging 9.1 points per game and 11.0 rebounds per game ... Her best season at Warren Central was as a junior



@queenlashae



@Subzer0jr



CAREER HIGHS

POINTS:	2(5X) LAST VS. SOUTHERN, 11/11/18
FGM:	1(5X) LAST VS. SOUTHERN, 11/11/18
FGA:	3 VS. RHODE ISLAND, 12/06/18
FTM:	-
FTA:	-
3FGM:	-
3FGA:	1 VS. RHODE ISLAND, 12/06/18
O-REBOUNDS:	2 VS. RADFORD, 12/18/16
D-REBOUNDS:	1(6X) LAST VS. RHODE ISLAND, 12/06/18
TOTAL REBOUNDS:	3 VS. RADFORD, 12/18/16
ASSISTS:	1(2X) LAST VS. MOREHEAD STATE, 11/22/17
BLOCKS:	1 VS. RADFORD, 12/18/16
STEALS:	-
MINUTES:	5 VS. MSU, 11/18/18

SEASON HIGHS

POINTS:	2 VS. SOUTHERN, 11/11/18
FGM:	1 VS. SOUTHERN, 11/11/18
FGA:	3 VS. RHODE ISLAND, 12/06/18
FTM:	-
FTA:	-
3FGM:	-
3FGA:	1 VS. RHODE ISLAND, 12/06/18
O-REBOUNDS:	1 VS. RHODE ISLAND, 12/06/18
D-REBOUNDS:	1 VS. RHODE ISLAND, 12/06/18
TOTAL REBOUNDS:	2 VS. RHODE ISLAND, 12/06/18
ASSISTS:	-
BLOCKS:	-
STEALS:	-
MINUTES:	5 VS. MSU, 11/18/18

CAREER STATS

Year	GP-GS	MIN	FG-FGA	PCT	3FG-FGA	PCT	FT-FTA	PCT	OFF-DEF	TOT-AVG	PF-FO	A	TO	BLK	ST	PTS-AVG
2016-17	7-0	12-1.7	0-3	.000	0-0	.000	0-0	.000	2-2	4-0.6	1-0	0	0	1	0	0-0.0
2017-18	10-0	24-2.4	4-5	.800	0-0	.000	0-0	.000	0-3	3-0.3	0-0	2	2	0	0	8-0.8
2018-19	6-0	17-2.8	1-5	.200	0-1	.000	0-0	.000	1-1	2-0.3	1-0	0	0	0	0	2-0.3
TOTAL	23-0	53-2.3	5-13	.385	0-1	.000	0-0	.000	3-6	9-0.4	2-0	2	2	1	0	10-0.4



when she averaged 10.5 points per game with 12.0 rebounds per game and 1.8 blocks per game ... Had success for the Dragons as an underclassman, averaging 8.6 points per game and 10.0 rebounds per game her sophomore season, while she averaged 6.2 points per game and 8.0 rebounds per game her freshman season ... Was named an all-district performer her senior season ... Also lettered multiple years in track and field, competing in high jump, long jump, the 4x100 relay and 4x200 relay ... Earned the state title in the 4x100 relay in 2011 ... One of eight students from her high school to be honored by Western Kentucky University for academic success her senior season.

PERSONAL

Place of Birth: Bowling Green, Ky. ... Parent(s): Susan Halsel and Santiago Halsel ... Siblings: One brother, Donovan ... Major: Marketing ... Shooting Hand: Right.

GAME-BY-GAME STATS

(Sophomore - 2016-17)												
Opponent	Min	FG-A	3PT-A	FT-A	O-D-T	PF	A	TO	BS	ST	PTS	
Miami (Fla.)	DNP											
Albany	1	0-0	0-0	0-0	0-0-0	0	0	0	0	0	0	
New Hampshire	2	0-0	0-0	0-0	0-0-0	0	0	0	0	0	0	
at Colorado	DNP											
MSU	1	0-0	0-0	0-0	0-1-1	0	0	0	0	0	0	
Samford	DNP											
Oklahoma	DNP											
at Louisville	DNP											
MTSU	DNP											
Arizona St.	DNP											
Radford	2	0-2	0-0	0-0	2-1-3	0	0	0	1	0	0	
Washington St.	DNP											
at Duke	DNP											
at Tennessee	DNP											
Mizzou	DNP											
TAMU	DNP											
at Alabama	DNP											
Georgia	2	0-0	0-0	0-0	0-0-0	0	0	0	0	0	0	
at LSU	DNP											
at Auburn	DNP											
Ole Miss	3	0-1	0-0	0-0	0-0-0	1	0	0	0	0	0	
at Mizzou	DNP											
USC	DNP											
Vandy	DNP											
at Georgia	DNP											
at Arkansas	DNP											
Florida	1	0-0	0-0	0-0	0-0-0	0	0	0	0	0	0	
Miss. St.	DNP											
at USC	DNP											
vs. Alabama	DNP											
vs. USC	DNP											
Belmont	DNP											
Ohio State	DNP											
(Junior - 2017-18)												
Opponent	Min	FG-A	3PT-A	FT-A	O-D-T	PF	A	TO	BS	ST	PTS	
Sacramento St.	3	0-0	0-0	0-0	0-1-1	0	0	0	0	0	0	
Gardner-Webb	2	0-0	0-0	0-0	0-0-0	0	1	0	0	0	0	
at Montana	DNP											
at Washington St.	DNP											
Morehead St.	3	1-1	0-0	0-0	0-1-1	0	1	1	0	0	2	
Marshall	3	1-1	0-0	0-0	0-0-0	0	0	1	0	0	2	
at Baylor	DNP											
Tennessee Tech	3	1-1	0-0	0-0	0-0-0	0	0	0	0	0	2	
Evansville	2	0-0	0-0	0-0	0-1-1	0	0	0	0	0	0	
at FGCU	DNP											
at Miami (Fla.)	DNP											
Louisville	DNP											
California	DNP											
at MTSU	DNP											
Tennessee	DNP											
at TAMU	DNP											
Georgia	DNP											
at Florida	DNP											
at Vanderbilt	DNP											
South Carolina	DNP											
Alabama	2	0-0	0-0	0-0	0-0-0	0	0	0	0	0	0	
at Arkansas	1	0-0	0-0	0-0	0-0-0	0	0	0	0	0	0	
Auburn	2	0-0	0-0	0-0	0-0-0	0	0	0	0	0	0	
LSU	DNP											
at Missouri	DNP											
at Mississippi St.	DNP											
Arkansas	3	1-2	0-0	0-0	0-0-0	0	0	0	0	0	2	
at South Carolina	DNP											
at Ole Miss	DNP											
Mississippi St.	DNP											
vs. Alabama	DNP											
vs. Miss. State	DNP											
(Senior - 2018-19)												
Opponent	Min	FG-A	3PT-A	FT-A	O-D-T	PF	A	TO	BS	ST	PTS	
Alabama State	1	0-0	0-0	0-0	0-0-0	0	0	0	0	0	0	
Southern	3	1-1	0-0	0-0	0-0-0	0	0	0	0	0	2	
Virginia	DNP											
Hight Point	4	0-1	0-0	0-0	0-0-0	0	0	0	0	0	0	
vs. USF	1	0-0	0-0	0-0	0-0-0	0	0	0	0	0	0	
vs. UCLA	DNP											
vs. UNC	DNP											
Morehead St.	5	0-0	0-0	0-0	0-0-0	1	0	0	0	0	0	
Rhode Island	3	0-3	1-1	0-0	1-1-2	0	0	0	0	0	0	
at Louisville	DNP											
MTSU	DNP											
W. Carolina												
Murray St.												
Sacred Heart												
Vanderbilt												
at Miss. St.												
at Tennessee												
Ole Miss												
at LSU												
Missouri												
at Texas A&M												
S. Carolina												
Florida												
at Auburn												
at Alabama												
Arkansas												
at S. Carolina												
LSU												
Texas A&M												
at Georgia												

EXTRA STATS ...

	18-19	Career		18-19	Career
Scored 10+ Points	-	-	2+ Steals	-	-
Scored 15+ Points	-	-	Led UK in Scoring	-	-
Scored 20+ Points	-	-	Led UK in Rebounds	-	-
Made 3+ 3FG	-	-	Led UK in Assists	-	-
Double-figure Rebs	-	-	Led UK in Steals	-	-
Double-doubles	-	-	Led UK in Blocks	-	-
3+ Assists	-	-			



DORIE HARRISON

#20 • CENTER • SO • 6-3

NASHVILLE, TENN./HILLSBORO HS

GENERAL

Athletic player that has limitless potential coming from a very athletic family ... Agile in the post bringing a physical post presence to the team ... Gifted rebounder and shows great focus and intensity on the defensive end ... Continued to improve every time she stepped on the floor her rookie season ... Chose Kentucky over Vanderbilt, Ole Miss, Virginia Tech and Tennessee.

- SEC Academic Honor Roll (2018)
- SEC Freshman of the Week by league office (2018)

2018-19 (SOPHOMORE)

Is out indefinitely due to personal health reasons.

2017-18 (FRESHMAN)

Played in all 32 games during the season averaging 16.9 minutes per game ... Started eight games, including the first six games of the year ... Averaged 6.7 points per game and 3.8 rebounds per game ... Recorded 10 or more points eight times, including 10 points and nine rebounds in the season lidlifter against Sacramento State ... Led Kentucky in scoring once with 16 points against Arkansas adding four rebounds and a block ... Led the Wildcats in rebounds seven times and in blocks 10 times ... Really started to play well during conference play with 11 points and seven rebounds vs. South Carolina followed by 15 points and five rebounds against Alabama and 16 points and four rebounds against Arkansas ... Her strong performances in the Alabama and Arkansas games led her to be named SEC Freshman of the Week by the league office ... Had back-to-back 13-point performances against Ole Miss and Mississippi State with four rebounds vs. Ole Miss and two blocks vs. MSU ... Had 12 points going 6-of-7 from the field against Missouri ... In two regular season games vs. Mississippi State she had 21 points, 10 rebounds and four blocks ... After starting the season 18-for-37 from the free-throw line, she ended the season hitting 31 of her last 37 attempts from the charity stripe ... Her 25 blocks tied Victoria Dunlap for the seventh most by a freshman in program history.



@_dorieanna_



@_dorieanna_



CAREER HIGHS

POINTS:	16 AT ARKANSAS, 01/29/18
FGM:	6 AT MIZZOU, 02/08/18
FGA:	14 AT ARKANSAS, 01/29/18
FTM:	6 AT ARKANSAS, 01/29/18
FTA:	6(6x) LAST VS. ALABAMA, 03/01/18
3FGM:	-
3FGA:	-
O-REBOUNDS:	5 VS. TENNESSEE TECH, 12/03/17
D-REBOUNDS:	7(2x) LAST AT MISS. ST., 02/11/18
TOTAL REBOUNDS:	9(3x) LAST AT MISS. ST., 02/11/18
ASSISTS:	3 VS. SACRAMENTO ST., 11/10/17
BLOCKS:	5 VS. EVANSVILLE, 12/05/17
STEALS:	2(4x) LAST AT OLE MISS, 02/22/18
MINUTES:	30 VS. SOUTH CAROLINA, 01/21/18

SEASON HIGHS

POINTS:	-
FGM:	-
FGA:	-
FTM:	-
FTA:	-
3FGM:	-
3FGA:	-
O-REBOUNDS:	-
D-REBOUNDS:	-
TOTAL REBOUNDS:	-
ASSISTS:	-
BLOCKS:	-
STEALS:	-
MINUTES:	-

CAREER STATS

Year	GP-GS	MIN	FG-FGA	PCT	3FG-FGA	PCT	FT-FTA	PCT	OFF-DEF	TOT-AVG	PF-FO	A	TO	BLK	ST	PTS-AVG
2017-18	32-8	540-16.9	83-217	.382	0-0	.000	49-74	.662	43-80	123-3.8	70-2	16	47	25	16	215-6.7
2018-19							DNP - Health reasons									
TOTAL	32-8	540-16.9	83-217	.382	0-0	.000	49-74	.662	43-80	123-3.8	70-2	16	47	25	16	215-6.7



HIGH SCHOOL

A four-year starter at Hillsboro High School, leading her team to a district championship her senior year under head coach Cherish Stringfield ... After missing her junior year with an injury, had a stellar senior season for the Burros averaging 14.0 points per game, 9.3 rebounds per game, 1.5 blocks per game and 1.0 steals per game ... Averaged 15 points, 11 rebounds, two blocks and one steal per game her sophomore season ... Named to the Metro Nashville Basketball Coaches Association Class AAA All-Metro Team and Class AAA All-District Team her sophomore season ... Named a 2017 McDonald’s All-America nominee ... Won the 2017 Nashville City Civitan Club Moss-Oliver Award, which annually is given to one female high school basketball player in Davidson County who represents the best in athletic ability, academic achievement, leadership skills and community service ... Played with the Tennessee Fight under coach Tom Insell ... A four-star post player by ProspectsNation.com, who ranked her the 13th best post player and 78th best overall player in the class ... A three-star post by ESPN.com, which ranked her as the 14th best post in the class ... Played volleyball all four years at Hillsboro as a middle blocker and was tabbed all-district two years and all-metro three years ... Was named a Saint Thomas Scholar, on the school’s principal’s list and received a certificate of excellence for outstanding achievement ... Was secretary of the student council and active in community service picking up trash as part of CleanUpNashville and volunteered at a nursery ... Enjoys playing the saxophone.

PERSONAL

Place of Birth: Nashville, Tenn. ... Parent(s): Dennis and Ida Harrison ... Siblings: Five brothers, DJ, David, Daniel, Isaiah, Ian and six sisters, Idette, Danielle, Dianne, Della, Deedee and Isabelle ... Major: Pre-Marketing ... Shooting Hand: Right ... Sister Isabelle Harrison played basketball at Tennessee, currently plays in the WNBA with the San Antonio Stars; brother David played basketball at Colorado and was drafted in the 2004 NBA Draft to the Indiana Pacers; brother Isaiah played basketball at Freed Hardeman; sister Deedee played volleyball at Tennessee; sister Della Harrison played softball at Chattanooga; sister Dianne Harrison ran track at LSU

GAME-BY-GAME STATS

(Freshman - 2017-18)

Opponent	Min	FG-A	3PT-A	FT-A	O-D-T	PF	A	TO	BS	ST	PTS
Sacramento St.	20	4-11	0-0	2-5	2-7-9	3	3	2	1	0	10
Gardner-Webb	21	2-12	0-0	1-2	4-1-5	1	0	0	0	0	5
at Montana	26	4-8	0-0	1-2	3-5-8	0	1	2	0	0	9
at Washington St.	14	2-5	0-0	0-0	1-3-4	2	0	3	0	1	4
Morehead St.	12	2-4	0-0	1-2	0-3-3	5	2	2	1	0	5
Marshall	14	0-6	0-0	1-2	1-2-3	2	1	2	0	1	1
at Baylor	14	1-6	0-0	2-4	3-4-7	1	1	1	1	0	4
Tennessee Tech	15	3-12	0-0	1-2	5-2-7	2	1	3	0	0	7
Evansville	17	2-4	0-0	2-6	0-3-3	2	1	1	5	0	6
at FGCU	3	1-3	0-0	0-0	0-0-0	2	0	0	0	0	2
at Miami (Fla.)	5	1-3	0-0	0-0	0-0-0	3	0	0	0	0	2
Louisville	4	1-2	0-0	0-0	0-0-0	0	0	0	0	0	2
California	5	2-4	0-0	0-0	3-0-3	0	0	1	0	0	4
at MTSU	7	0-2	0-0	1-2	1-0-1	4	0	1	1	0	1
Tennessee	17	4-9	0-0	1-1	0-1-1	0	0	1	1	0	9
at TAMU	9	2-3	0-0	0-0	1-2-3	4	0	1	0	0	4
Georgia	25	2-11	0-0	1-2	4-5-9	2	2	4	0	1	5
at Florida	22	3-7	0-0	1-2	1-4-5	1	2	2	0	0	7
at Vanderbilt	22	3-7	0-0	0-0	2-3-5	1	0	2	2	2	6
South Carolina	30	4-11	0-0	3-5	3-4-7	3	0	3	1	1	11
Alabama	27	5-9	0-0	5-6	0-5-5	3	0	1	1	1	15
at Arkansas	23	5-14	0-0	6-6	2-2-4	3	0	3	1	2	16
Auburn	13	2-4	0-0	2-2	1-1-2	4	0	1	1	2	6
LSU	12	2-4	0-0	1-1	0-1-1	2	0	1	1	0	5
at Missouri	23	6-7	0-0	5-6	0-5-5	3	0	1	0	0	12
at Mississippi St.	28	4-12	0-0	0-0	2-7-9	2	0	2	2	0	8
Arkansas	12	4-7	0-0	2-2	1-3-4	5	0	1	1	0	10
at South Carolina	15	0-2	0-0	0-0	0-1-1	3	0	2	0	1	0
at Ole Miss	24	4-8	0-0	5-6	0-4-4	1	0	1	0	2	13
Mississippi St.	19	4-7	0-0	5-6	0-1-1	2	0	2	2	1	13
vs. Alabama	16	2-4	0-0	4-6	0-2-2	2	0	1	3	1	8

(Sophomore - 2018-19)

Opponent	Min	FG-A	3PT-A	FT-A	O-D-T	PF	A	TO	BS	ST	PTS
Alabama State	DNP										
Southern	DNP										
Virginia	DNP										
Hight Point	DNP										
vs. South Florida	DNP										
vs. UCLA	DNP										
vs. North Carolina	DNP										
Morehead St.	DNP										
Rhode Island	DNP										
at Louisville	DNP										
MTSU	DNP										
W. Carolina											
Murray St.											
Sacred Heart											
Vanderbilt											
at Miss. St.											
at Tennessee											
Ole Miss											
at LSU											
Missouri											
at Texas A&M											
S. Carolina											
Florida											
at Auburn											
at Alabama											
Arkansas											
at S. Carolina											
LSU											
Texas A&M											
at Georgia											

EXTRA STATS ...

	18-19	Career		18-19	Career
Scored 10+ Points	-	8	2+ Steals	-	4
Scored 15+ Points	-	2	Led UK in Scoring	-	1
Scored 20+ Points	-	-	Led UK in Rebounds	-	7
Made 3+ 3FG	-	-	Led UK in Assists	-	2
Double-figure Rebs	-	-	Led UK in Steals	-	2
Double-doubles	-	-	Led UK in Blocks	-	10
3+ Assists	-	1			



RHYNE HOWARD

#10 • GUARD • FR • 6-2

CLEVELAND, TENN./BRADLEY CENTRAL HS

GENERAL

Starts her time in Lexington as a highly touted recruit from Bradley Central High School in Cleveland, Tenn. ... Spent time in the summer of 2018 playing for USA Basketball's U18 National Team, helping Team USA win gold and was named the tournament's MVP ... Is expected to make an immediate impact on the court in 2018-19 with her ability to score and incredible size at guard ... Explosive combo guard that is known for attacking the rim with her up-tempo style ... Was the 2018 Tennessee Gatorade Player of the Year and Tennessee Miss Basketball ... Picked Kentucky over South Carolina and Purdue.

- SEC Freshman of the Week by league office (Nov. 13, 2018)
- SEC Freshman of the Week by league office (Nov. 27, 2018)
- SEC Freshman of the Week by league office (Dec. 11, 2018)
- 2018 Paradise Jam Island Division MVP

2018-19 (FRESHMAN)

Shined in UK's exhibition game vs. LMU with 15 points, five rebounds, five blocks, three steals and two blocks going 3 of 7 from long range... In season opener vs. Alabama State, played 20 minutes, scored 15 points, six rebounds and led UK in blocks with three... She and freshman Blair Green set a program record for the first time two freshmen scored 13 or more points in their varsity debuts... Led the team with 29 points vs. Southern, the first time a freshman scored as many since 2014, she also posted 7-of-11 3s, which tied program leader Sara Potts for most 3s scored in a game, last accomplished in 2005, while Howard also recorded four assists... Recorded six defensive rebounds vs. Virginia for seven total rebounds, second most in the game for UK, saw 11 points and two blocks in 27 minutes played... Played 24 minutes versus High Point, scored 10 points, including two 3s, posted six rebounds, two assists and two blocks... Played a key role in Paradise Jam, earned MVP of the Island Division and her second SEC Freshman of the Week honor for her performances... Played 23 minutes vs. USF, led UK with 18 points on 7-of-11 shooting, including two 3s... Played 39 minutes vs. UCLA, led the team with 20 points, seven rebounds, six steals and one block... In final game of the Paradise Jam vs. UNC, led UK with 25 points, including 4 of 6 from long range, 12 rebounds, which marked her first career double-double... Saw her second-straight double-double vs. Morehead State when she recorded 17 points and 10 rebounds, shot 5 of 7 from the line, tallied four steals, two blocks and two assists... Scored 19 points vs. Rhode Island on 7-of-15 shooting, two 3s and 3 of 3 from the charity stripe, also posted seven rebounds and seven steals... Howard played 38 minutes at Louisville, led UK in scoring, rebounds and assists, with 25, 10 and six, respectively, and she logged her third double-double of her career... Played 26 minutes vs. Middle Tennessee, scored eight points on 3-of-4 shooting and 2-of-2



@rhyne.howard



@howard_rhyne



CAREER HIGHS

POINTS:	29 VS. SOUTHERN, 11/11/18
FGM:	10 VS. SOUTHERN, 11/11/18
FGA:	17(3X) LAST AT LOUISVILLE, 12/10/18
FTM:	6 AT LOUISVILLE, 12/10/18
FTA:	7(3X) LAST AT LOUISVILLE, 12/10/18
3FGM:	7 VS. SOUTHERN, 11/1/18
3FGA:	11 VS. SOUTHERN, 11/11/18
O-REBOUNDS:	5 VS. UNC, 11/24/18
D-REBOUNDS:	8 AT LOUISVILLE, 12/10/18
TOTAL REBOUNDS:	12 VS. UNC, 11/24/18
ASSISTS:	6 AT LOUISVILLE, 12/10/18
BLOCKS:	3 VS. ALABAMA ST., 11/07/18
STEALS:	7 VS. RHODE ISLAND, 12/06/18
MINUTES:	39 VS. UCLA, 11/23/18

SEASON HIGHS

POINTS:	29 VS. SOUTHERN, 11/11/18
FGM:	10 VS. SOUTHERN, 11/11/18
FGA:	17(3X) LAST AT LOUISVILLE, 12/10/18
FTM:	6 AT LOUISVILLE, 12/10/18
FTA:	7(3X) LAST AT LOUISVILLE, 12/10/18
3FGM:	7 VS. SOUTHERN, 11/1/18
3FGA:	11 VS. SOUTHERN, 11/11/18
O-REBOUNDS:	5 VS. UNC, 11/24/18
D-REBOUNDS:	8 AT LOUISVILLE, 12/10/18
TOTAL REBOUNDS:	12 VS. UNC, 11/24/18
ASSISTS:	6 AT LOUISVILLE, 12/10/18
BLOCKS:	3 VS. ALABAMA ST., 11/07/18
STEALS:	7 VS. RHODE ISLAND, 12/06/18
MINUTES:	39 VS. UCLA, 11/23/18

CAREER STATS

Year	GP-GS	MIN	FG-FGA	PCT	3FG-FGA	PCT	FT-FTA	PCT	OFF-DEF	TOT-AVG	PF-FO	A	TO	BLK	ST	PTS-AVG
2018-19	11-11	319-29.0	69-140	.493	26-52	.500	33-45	.733	25-51	76-6.9	26-0	25	31	13	26	197-17.9
TOTAL	11-11	319-29.0	69-140	.493	26-52	.500	33-45	.733	25-51	76-6.9	26-0	25	31	13	26	197-17.9



from the line, posted four rebounds, three assists, one block and a steal.

HIGH SCHOOL

Named 2018 Tennessee Gatorade Player of the Year and Tennessee Miss Basketball after a brilliant senior season at Bradley Central High School ... Was tabbed one of 24 players to the 2018 Jordan Brand Classic game, scoring 13 points to lead the White team ... Was a McDonald’s All-America Game nominee and was named to 2018 Naismith Trophy Preseason and Midseason Watch Lists ... All-Star Girl’s Report ranked her as the eighth best player overall in the 2018 class evaluating her as “super athletic, leaper, strong, explosive in open court, finishes in traffic, likes up tempo game” ... Five-star prospect according to ESPN.com, which ranked her as the 10th best guard and 31st best overall player in the 2018 class ... ESPN.com evaluates her as, “athletic, versatile combo-guard that brings size to the back court; explosive in up-tempo game, attacks rim off dribble; elevates in mid-range game; quick-leaper, active on glass, mismatch producer; an elite prospect in the class of 2018” ... ProspectsNation.com ranked her as the 18th best player in the 2018 class ... Helped Bradley Central to over 30 wins as a senior including a appearance in the Class AA State Tournament ... Was brilliant in leading the Bearettes to the state tournament, scoring 41 points on 16-of-25 shooting in the District 5-AAA championship before scoring 32 points on 14-of-17 shooting with six steals, five assists, four rebounds and two blocks in the Region 1-AAA quarterfinal ... Also helped the Bearettes clinch the sectional championship with 27 points and 15 rebounds for her 11th double-double of the season ... Posted 22.2 points per game, 7.7 rebounds per game, 5.3 steals per game and 4.1 assists per game as a senior shooting 54 percent from the field with 758 total points ... Averaged 19.6 points per game, 7.2 rebounds per game, 4.6 steals per game, 3.8 assists per game and 1.2 blocks per game as a junior ... Scored 647 points in 2016-17 for the Bears, hitting 55 percent from the field, 40 percent from 3 and 74 percent from the free throw line ... Her 153 steals as a junior ranked third overall in the state of Tennessee ... Was named 2017 TSSAA Class AAA Miss Basketball runner up ... Unanimous District 5 AAA Player of the Year in 2016 and 2017 and two-time Tennessee Sports Writer’s Association All-State honoree ... Led Bradley Central to an undefeated regular season and state tournament appearance in 2016 averaging 18.5 points per game ... Added 233 rebounds (6.8 per game), 154 assists, 117 steals and 47 blocks her sophomore year, hitting 56 percent from the field and 40 percent from long range ... Named the Region 3-AAA MVP as a sophomore and junior ... Played AAU basketball with the FBC United under coach Keisha Hunt.

PERSONAL

Place of Birth: Chattanooga, Tenn. ... Parent(s): Rhvonja “RJ” Avery and James Howard ... Siblings: Two brothers, RaShawn Avery and James Howard, Jr.; Two sisters, Love Howard and Takema Sexton ... Major: Pre-Civil Engineering ... Shooting Hand: Right.

GAME-BY-GAME STATS

(Freshman - 2018-19)												
Opponent	Min	FG-A	3PT-A	FT-A	O-D-T	PF	A	TO	BS	ST	PTS	
Alabama State	20	5-11	3-5	2-2	3-3-6	3	3	3	3	3	15	
Southern	28	10-17	7-11	2-2	1-3-4	1	4	4	1	1	29	
Virginia	27	3-10	1-5	4-5	1-6-7	1	2	1	2	1	11	
Hight Point	25	4-12	2-5	0-0	2-4-6	4	2	3	2	0	10	
vs. USF	23	7-11	2-3	2-5	0-3-3	3	0	3	0	0	18	
vs. UCLA	39	8-17	2-5	2-5	3-4-7	3	1	4	1	6	20	
vs. UNC	33	8-16	4-6	5-7	5-7-12	2	1	4	1	3	25	
Morehead St.	30	5-10	2-5	5-7	3-7-10	4	2	2	2	4	17	
Rhode Island	30	7-15	2-5	3-3	4-3-7	0	1	1	0	7	19	
at Louisville	38	9-17	1-2	6-7	2-8-10	4	6	5	0	1	25	
MTSU	26	3-4	0-0	2-2	1-3-4	1	3	1	1	1	8	
W. Carolina												
Murray St.												
Sacred Heart												
Vanderbilt												
at Miss. St.												
at Tennessee												
Ole Miss												
at LSU												
Missouri												
at Texas A&M												
S. Carolina												
Florida												
at Auburn												
at Alabama												
Arkansas												
at S. Carolina												
LSU												
Texas A&M												
at Georgia												

EXTRA STATS ...

	18-19	Career	18-19	Career
Scored 10+ Points	10	10	3+ Assists	4 4
Scored 15+ Points	8	8	2+ Steals	4 4
Scored 20+ Points	4	4	Led UK in Scoring	5 5
Scored 25+ Points	3	3	Led UK in Rebounds	5 5
Made 3+ 3FG	3	3	Led UK in Assists	1 1
Double-figure Rebs	3	3	Led UK in Steals	2 2
Double-doubles	3	3	Led UK in Blocks	5 5



KEKE MCKINNEY

#3 • FORWARD • SO • 6-1

KNOXVILLE, TENN./FULTON HS

GENERAL

All-around athlete that can play multiple positions and really defend the post or the perimeter ... Loves to play fast and get up and down the floor ... Became a vocal leader on the team in her rookie season ... Very active on the glass and can finish through contact in the post ... Chose Kentucky over Tennessee and Mississippi State

- SEC Academic Honor Roll (2018)

2018-19 (SOPHOMORE)

Started in UK's exhibition vs. LMU and went 4 of 6 from the field with nine points, four rebounds and four steals... Led UK in rebounds (7) in season opener vs. Alabama State, scoring seven points, three blocks, three steals and went 4 of 4 from the line... Led Kentucky in rebounds (5), blocks (2) and steals (3), in 24 minutes played vs. Southern and recorded five points... Played 26 minutes vs. Virginia, posted seven rebounds, six offensive rebounds, and charted two points and a steal... Impactful on defense with nine rebounds vs. High Point, which led the team, scored six points on 2-of-4 shooting with a 3 on her only attempt, led UK in blocks with three... Scored 10 points vs. USF in first game of Paradise Jam, including two 3s, which tied her career high in 3FGM... Posted five rebounds in final game of Paradise Jam vs. UNC, a steal and an assist... Saw 16 minutes vs. Morehead State, scored two points on her only field-goal attempt, charted one board, one block and one steal... Recorded seven rebounds, three steals, two points and an assist vs. Rhode Island, in 22 minutes played... Played 32 minutes at Louisville, scored five points, including a 3, posted eight boards, including a team-high five offensive rebounds... Played 27 minutes vs. MTSU, scored a career-high 13 points on 6-of-10 shooting and a 3, recorded a career-high five blocks, charted three boards, two assists and one steal.

2017-18 (FRESHMAN)

Played in 30 games with 17 starts averaging 20 minutes per game ... Averaged 4.7 points and 3.7 rebounds per game ... Added 13 3-pointers, 20 assists, 20 steals and 14 blocks ... Scored 10 or more points four times all during conference play ... Led Kentucky in rebounding six times, in blocks six times and in steals three times ... Had five or more rebounds in 13 games and



@ke_mckinney



@ke_baby05



CAREER HIGHS

POINTS:	13 vs. MTSU, 12/15/18
FGM:	6(2x) LAST vs. MTSU, 12/15/18
FGA:	12 vs. SOUTH CAROLINA, 01/21/18
FTM:	4(2x) LAST vs. ALABAMA ST., 11/07/18
FTA:	4(6x) LAST vs. HIGH POINT, 11/18/18
3FGM:	2(3x) LAST vs. USF, 11/22/18
3FGA:	5 vs. USF, 11/22/18
O-REBOUNDS:	6 vs. VIRGINIA, 11/15/18
D-REBOUNDS:	9 AT ARKANSAS, 01/29/18
TOTAL REBOUNDS:	12 AT ARKANSAS, 01/29/18
ASSISTS:	4 vs. AUBURN, 02/01/18
BLOCKS:	5 vs. MTSU, 12/15/18
STEALS:	3(2x) LAST vs. RHODE ISLAND, 12/06/18
MINUTES:	35(3x) LAST vs. UCLA, 11/23/18

SEASON HIGHS

POINTS:	13 vs. MTSU, 12/15/18
FGM:	6 vs. MTSU, 12/15/18
FGA:	10 vs. MTSU, 12/15/18
FTM:	4 vs. ALABAMA ST., 11/07/18
FTA:	4(2x) LAST vs. HIGH POINT, 11/18/18
3FGM:	2 vs. USF, 11/22/18
3FGA:	5 vs. USF, 11/22/18
O-REBOUNDS:	6 vs. VIRGINIA, 11/15/18
D-REBOUNDS:	6 vs. HIGH POINT, 11/18/18
TOTAL REBOUNDS:	9 vs. HIGH POINT, 11/18/18
ASSISTS:	3 vs. SOUTHERN, 11/11/18
BLOCKS:	5 vs. MTSU, 12/15/18
STEALS:	3(2x) LAST vs. RHODE ISLAND, 12/06/18
MINUTES:	35 vs. UCLA, 11/23/18

CAREER STATS

Year	GP-GS	MIN	FG-FGA	PCT	3FG-FGA	PCT	FT-FTA	PCT	OFF-DEF	TOT-AVG	PF-FO	A	TO	BLK	ST	PTS-AVG
2017-18	30-17	601-20.0	52-136	.382	13-48	.271	23-30	.767	45-65	110-3.7	61-2	20	45	14	20	140-4.7
2018-19	11-11	280-25.5	20-56	.357	6-22	.273	8-13	.615	24-33	57-5.2	21-0	10	16	16	15	54-4.9
TOTAL	41-28	881-21.5	72-192	.375	19-70	.271	31-43	.721	69-98	167-4.1	82-2	30	61	30	35	194-4.7



scored seven or more points 12 times ... First double-figure performance was 12 points with seven rebounds against South Carolina before 12 points and five rebounds against Alabama ... Had 10 points, including two 3s, against LSU ... Scored 11 points going 4-for-4 from the charity stripe against Arkansas at home ... Had a season-best 12 rebounds at Arkansas adding six points ... Missed both games in the SEC Tournament due to injury ... Averaged 6.0 points and 4.6 rebounds per game during league play ... Recorded a career-high four assists vs. Auburn to go with nine points and seven boards ... Strong from the free-throw line going 23-for-30 during the year.

HIGH SCHOOL

An impressive wing that led Fulton High School to a state tournament berth and 27 wins her senior season, averaging a double-double with over 16 points and 11 rebounds per game ... Also averaged two rebounds, two steals and three blocks per game as a senior for the Falcons ... Was named to the 2016-17 PrepXtra Girls Basketball Team and to the Tennessee Sports Writers Association All-State team as a senior ... Averaged 18 points, 11 rebounds, three assists and three blocks per game her junior season under head coach John Fisher ... Her strong junior season led Fulton High School to the Class AA state sectional for the third consecutive season ... Was named the District 3 AA Co-Most Valuable Player and a Class AA All-State honoree by the TSWA as a junior ... Helped the Falcons to a state runner-up showing in 2013-14 ... Named a 2017 McDonald's All-America nominee ... Ranked as a four-star wing by ProspectsNation.com, which listed her the 62nd best player in the nation and the 11th best wing ... Also a four-star prospect by ESPN.com, which tabbed her the 88th overall player in the 2017 class, including the 17th best wing ... Shined over the summer on the AAU circuit with the Tennessee Fight under head coach Tom Insell ... All-around athlete as she played volleyball for three years and was a two-year all-district honoree in volleyball ... Active outside of sports as a member of the National Honors Society while also active in her school's theatre and community service.

PERSONAL

Place of Birth: Knoxville, Tenn. ... Parent(s): Shauna McKinney ... Siblings: One brother, Dashaun McKinney, three sisters, Alexondria McKinney, Nana Francis and DaiAunna Dover ... Major: Social Work with a minor in Psychology ... Shooting Hand: Right

GAME-BY-GAME STATS

(Freshman - 2017-18)

Opponent	Min	FG-A	3PT-A	FT-A	O-D-T	PF	A	TO	BS	ST	PTS
Sacramento St.	12	1-5	0-3	1-2	1-1-2	1	0	1	0	2	3
Gardner-Webb	18	3-9	1-3	0-0	5-2-7	1	0	1	0	0	7
at Montana	15	0-2	0-1	0-0	0-2-2	4	1	0	0	1	0
at Washington St.	12	0-1	0-1	0-0	0-0-0	1	0	0	0	0	0
Morehead St.	20	2-5	0-1	1-2	3-3-6	3	0	2	3	1	5
Marshall	23	2-6	1-1	2-4	2-3-5	2	1	2	1	1	7
at Baylor	15	0-2	0-1	0-0	0-1-1	2	1	0	0	0	0
Tennessee Tech	21	4-5	1-1	0-0	1-4-5	0	1	0	2	0	9
Evansville	15	1-4	0-2	0-0	3-1-4	2	1	2	0	0	2
at FGCU	5	0-2	0-0	0-0	0-0-0	1	0	1	0	0	0
at Miami (Fla.)	4	0-1	0-0	0-0	0-1-1	0	0	1	0	1	0
Louisville	8	1-2	1-1	0-0	0-1-1	4	0	3	0	0	3
California	15	0-3	0-1	0-0	0-0-0	0	0	1	0	1	0
at MTSU	19	2-4	2-4	2-2	0-2-2	2	0	2	0	0	8
Tennessee	16	0-5	0-2	0-0	0-0-0	0	1	3	1	1	0
at TAMU	22	1-4	0-2	0-0	1-4-5	3	0	1	0	2	2
Georgia	20	1-6	1-3	0-0	0-2-2	2	0	2	1	1	3
at Florida	7	0-2	0-1	0-0	1-0-1	0	0	1	0	0	0
at Vanderbilt	26	3-6	1-3	2-2	3-3-6	3	0	2	0	1	9
South Carolina	32	5-12	1-3	1-1	5-2-7	3	1	2	2	1	12
Alabama	35	6-7	0-1	0-0	2-3-5	1	1	2	0	0	12
at Arkansas	27	3-5	0-0	0-0	3-9-12	4	2	3	1	2	6
Auburn	35	3-9	0-2	3-4	4-3-7	1	4	2	1	2	9
LSU	34	4-5	2-3	0-0	1-2-3	5	2	3	1	0	10
at Missouri	27	3-6	0-1	1-1	1-2-3	5	0	1	0	1	7
at Mississippi St.	29	1-3	1-3	0-0	1-4-5	3	1	3	0	0	3
Arkansas	21	3-6	1-2	4-4	4-0-4	0	0	1	0	1	11
at South Carolina	18	0-2	0-1	1-2	1-4-5	4	0	1	1	1	1
at Ole Miss	22	3-7	0-1	3-4	3-3-6	2	2	0	0	0	9
Mississippi St.	29	0-0	0-0	2-2	0-3-3	2	1	2	0	0	2
vs. Alabama	DNP										
vs. Miss. State	DNP										

(Sophomore - 2018-19)

Opponent	Min	FG-A	3PT-A	FT-A	O-D-T	PF	A	TO	BS	ST	PTS
Alabama State	24	1-4	1-3	4-4	3-4-7	3	2	3	3	2	7
Southern	24	2-4	0-1	1-2	0-5-5	0	3	1	2	3	5
Virginia	26	1-5	0-2	0-0	6-1-7	3	0	3	0	1	2
Hight Point	24	2-4	1-1	1-4	3-6-9	2	0	1	3	1	6
vs. USF	22	3-7	2-5	2-2	1-1-2	1	0	1	0	0	10
vs. UCLA	35	1-4	0-0	0-0	1-2-3	3	1	2	1	2	2
vs. UNC	28	0-4	0-1	0-0	3-2-5	3	1	1	0	1	0
Morehead St.	16	1-1	0-0	0-0	0-1-1	1	0	1	1	1	2
Rhode Island	22	1-5	0-3	0-0	2-5-7	0	1	2	0	3	2
at Louisville	32	2-8	1-4	0-0	5-3-8	4	0	1	1	0	5
MTSU	27	6-10	1-2	0-1	0-3-3	1	2	0	5	1	13
W. Carolina											
Murray St.											
Sacred Heart											
Vanderbilt											
at Miss. St.											
at Tennessee											
Ole Miss											
at LSU											
Missouri											
at Texas A&M											
S. Carolina											
Florida											
at Auburn											
at Alabama											
Arkansas											
at S. Carolina											
LSU											
Texas A&M											
at Georgia											

EXTRA STATS ...

	18-19	Career		18-19	Career
Scored 10+ Points	2	6	2+ Steals	4	8
Scored 15+ Points	-	-	Led UK in Scoring	-	-
Scored 20+ Points	-	-	Led UK in Rebounds	4	10
Made 3+ 3FG	-	-	Led UK in Assists	-	-
Double-figure Rebs	-	1	Led UK in Steals	1	4
Double-doubles	-	-	Led UK in Blocks	6	12
3+ Assists	1	2			





MACI MORRIS

#4 • GUARD • SR • 6-0

PINEVILLE, KY./BELL COUNTY HS

GENERAL

Terrific shooter and all-around scorer that was an in-state product and has worked hard to succeed on both sides of the floor ... Plays under control, reads spacing, distributes in transition ... Mid-range game producer with consistent results ... Gained strength and improved conditioning since arriving on campus ... Learning to become more of a vocal leader ... Ended junior season with 1,209 career points which ranks 20th all-time in program history ... Has hit 177 career 3s which ranks tied for third most in program history ... Hit 48.4 percent from 3 last season which is the highest percentage for a player in a single season in program history ... Currently sits second in career 3-point field-goal percentage at 39.6 ... Chose Kentucky over Louisville, Marquette and Dayton.

- SEC Academic Honor Roll (2016, 2017, 2018)
- SEC All-Freshman Team by league coaches (2016)
- All-SEC Second Team by league coaches (2018)
- Preseason All-SEC First Team by league coaches (2019)

2018-19 (SENIOR)

Played 26 minutes in the exhibition game vs. LMU with 11 points, five rebounds and four assists... Started in fourth-straight season opener, scored 11 points and three rebounds vs. Alabama State, went 3 of 6 from long range with back-to-back 3s leading Kentucky to a 12-0 run late in third quarter... Played 23 minutes vs. Southern, scored 12 points on 4 of 7 from the field with two 3s... Played 34 minutes vs. Virginia, scored nine points including a 3, and led UK with three steals... Scored 22 points vs. High Point on 8-of-16 shooting, posted two 3s, went 4-of-4 from the line, charted five defensive rebounds for five total, two blocks, one assist and one steal in 27 minutes played... Scored 17 points vs. UCLA in second game of Paradise Jam, including three 3s, and led UK with seven rebounds... In final game of Paradise Jam vs. UNC, scored 18 points and tied her career-high 3FGM with five 3s on 10 attempts, and posted three defensive rebounds... Shot-after-shot dropped for Morris vs. Morehead State, scoring 31 points, 19 of which came in the second-quarter and 25 came in the first half, which are the most scored by a UK player in the first half since at least 1982-83. Shot 12 of 20 from the field and 4-of-8 from the arc, also had four boards, three assists and three steals... Morris charted 29 points vs. Rhode Island on five 3s, 6-of-6 free throws and 9-of-20 shooting, saw five defensive boards and led UK with four assists... Played 26 minutes at Louisville, scored 11 points on 4-of-8 shooting and two free throws, posted four defensive boards and a steal... Played 26 minutes vs. MTSU, led UK with 14 points on 4-of-6 shooting from the field, 1 of 1 from the arc and 5-of-5 free throws, recorded four boards, two steals, one block and one assist.

2017-18 (JUNIOR)

Played in 31 of the team's 32 games missing one due to a knee injury ... Led the team with 17.3 points per game ... Added 3.6 rebounds per game and finished tied for third with 56 assists ... Second on the team with 37 steals ... Hit 48.4 percent from the field, 47.5 percent from long range and 84.6 percent from the free-throw line ... Her strong 3-point percentage ranked first in the league and second in the nation, while she finished third in the league in 3s per game and fourth in total 3s ... Finished top 10 in the league in field goals made, field-goal percentage and points per game ... Hit a team-best 75



@maci4morris



@Maci4Mo



CAREER HIGHS

POINTS:	35 AT SOUTH CAROLINA, 02/18/18
FGM:	13 AT SOUTH CAROLINA, 02/18/18
FGA:	26 VS. CAL, 12/21/17
FTM:	9 VS. ARIZONA ST., 12/11/16
FTA:	9 VS. ARIZONA ST., 12/11/16
3FGM:	5(9X) LAST VS. RHODE ISLAND, 12/06/18
3FGA:	12 VS. RHODE ISLAND, 12/06/18
O-REBOUNDS:	5 VS. HIGH POINT, 11/18/18
D-REBOUNDS:	9(2X) LAST VS. GARDNER-WEBB, 11/12/17
TOTAL REBOUNDS:	10 VS. GARDNER-WEBB, 11/12/17
ASSISTS:	6 VS. ALABAMA, 3/01/18
BLOCKS:	3(3X) LAST VS. MISSISSIPPI STATE, 02/25/18
STEALS:	3(6X) LAST VS. MSU, 11/28/18
MINUTES:	42 AT LOUISVILLE, 12/04/16

SEASON HIGHS

POINTS:	31 VS. MSU, 11/28/18
FGM:	12 VS. MSU, 11/28/18
FGA:	20 VS. MSU, 11/28/18
FTM:	6 VS. RHODE ISLAND, 12/06/18
FTA:	6(2X) LAST VS. RHODE ISLAND, 12/06/18
3FGM:	5(2X) LAST VS. RHODE ISLAND, 12/06/18
3FGA:	12 VS. RHODE ISLAND, 12/06/18
O-REBOUNDS:	5 VS. HIGH POINT, 11/18/18
D-REBOUNDS:	5(2X) LAST VS. RHODE ISLAND, 12/06/18
TOTAL REBOUNDS:	7 VS. UCLA, 11/23/18
ASSISTS:	4 VS. RHODE ISLAND, 12/06/18
BLOCKS:	2 VS. HIGH POINT, 11/18/18
STEALS:	3(2X) LAST VS. MSU, 11/28/18
MINUTES:	39 VS. UCLA, 11/23/18

CAREER STATS

Year	GP-GS	MIN	FG-FGA	PCT	3FG-FGA	PCT	FT-FTA	PCT	OFF-DEF	TOT-AVG	PF-FO	A	TO	BLK	ST	PTS-AVG
2015-16	33-33	820-24.8	101-254	.398	49-125	.392	30-35	.857	8-77	85-2.6	78-4	31	54	7	19	281-8.5
2016-17	33-33	1078-32.7	132-383	.345	53-164	.323	74-84	.881	13-78	91-2.8	90-2	52	83	20	20	391-11.8
2017-18	31-31	937-30.2	198-409	.484	75-158	.475	66-78	.846	16-96	112-3.6	73-2	56	71	16	37	537-17.3
2018-19	11-11	311-28.3	61-150	.407	29-68	.426	31-35	.886	2-36	38-3.5	31-0	14	24	5	16	182-16.5
TOTAL	108-108	3146-29.1	492-1196	.411	206-515	.400	201-232	.866	39-287	326-3.0	272-8	153	232	48	92	1391-12.9



3-pointers, including five or more in five games ... Scored 20+ points in seven straight games vs. SEC foes becoming only the second player in program history to accomplish that feat joining All-American Valerie Still ... Was the only player in the league to score 20 or more points in seven straight games against league opponents ... Recorded 10 or more points in 27 of her 31 games played, including 15 or more points in 23 games and 20 or more points in 12 games ... Made three or more 3s in 14 games with three or more assists in eight games and two or more steals in 11 games ... Led UK in scoring 20 times, in rebounding four times, in assists seven times and in blocks six times ... Set or tied career highs during the year in points, field-goals made, field-goals attempted, 3-pointers made, offensive rebounds, defensive rebounds, total rebounds, assists, blocks and steals ... Recorded a career-high 35 points at No. 8 South Carolina on Feb. 18, with a career-high 13 made field goals and became just the third player in program history to score 35+ points in an SEC game ... Led Kentucky in the SEC Tournament victory over Alabama, scoring 25 points, 18 of which were scored in the second half ... Led UK with 21 points vs. No. 2 Mississippi State and followed with 20 points - 14 in the first half - vs. Arkansas ... Matched a then-season high with 22 points at No. 15 Missouri, scoring 17 of those points in the second half ... Recorded her first career double-double vs. Gardner-Webb with 10 points and a career-high 10 boards ... Dished out a career-best six assists against Alabama ... Tied a career high with three blocks and three steals against Mississippi State.

2016-17 (SOPHOMORE)

Put together a great season for Kentucky, starting all 33 games ... Finished fourth on the team in scoring with 11.8 points per game, scoring the third-highest total points on the team with 391 ... Led the team in 3-pointer field goals made with 53, shooting 32.3 percent from long range ... Ended her true sophomore season with 102 career 3-pointers made, becoming only the second UK player to hit 100 or more 3s in their first two seasons on campus ... Averaged 32.7 minutes per game last season, which ranked third most on the team ... Paced the Wildcats going 74-for-84 from the free-throw line for a team-best 88.1 percent ... Averaged 2.8 rebounds per game ... Set or tied career highs on the season in points (29), field-goals made (9), field-goals attempted (21), free-throws made (9), free-throws attempted (9), 3-point field-goals made (5), 3-point field-goals attempted (10), offensive rebounds (3), defensive rebounds (9), total rebounds (9), assists (4), steals (2) and minutes (42) ... Scored 10 or more points in 22 games with 15 or more points eight times ... Led the Wildcats in scoring three times, rebounds twice, assists four times and blocks nine times ... Finished third on the team with 20 blocks ... Best performance came against Arizona State, where she had a career-best 29 points with three assists, going 9-for-9 from the charity stripe ... Had 19 points in Kentucky's win over Oklahoma, hitting three 3s with eight rebounds ... After scoring 18 points at Auburn, including the game-winning basket in the paint and a free-throw with three seconds left to seal the win, she scored in double figures in 12 of her final 14 games ... Posted 17 points against Ole Miss with a season-best five 3-pointers hit, while she had 15 points against Belmont in the first round of the NCAA Tournament.

2015-16 (FRESHMAN)

Great freshman season, being named to the SEC All-Freshman Team by league coaches ... Started all 33 games, averaging 8.5 ppg ... Second on the team with 49 3-pointers made ... Had the fifth-best scoring effort in a varsity debut in UK history against Rice, draining 16 points in the victory and going 3-for-5 from 3-point range ... Dropped an SEC career-high-tying 17 points to lead the Cats in the victory over No. 14 Mississippi State ... Hit at least one 3-pointer in the first 11 games this season ... Missed the first free throw of her career after going 13-of-13 in her first attempts ... It was a record for most consecutive free throws to start a career in Mitchell era ... Had a career day against Eastern Michigan, pouring in 17 points thanks to five 3-pointers and grabbing a career-best six rebounds while also notching her first career block ... Hit her first seven 3-point attempts in the first two games of the NCAA Tournament, going 3-for-3 against UNCA and 4-for-5 versus Oklahoma, marking a UK record for consecutive triples in NCAA Tournament play ... Her 49 3-pointers were just one off tying the UK freshman 3-point record, tying Carly Ormerod for the second-most triples made by a freshman in UK history ... Sits second in freshman 3-point percentage after connecting on 39.2% of her shots beyond the arc.

HIGH SCHOOL

Played varsity basketball at Bell County High School since the seventh grade and has been a starter since the eighth grade ... Was ranked as the 10th-best shooting guard and a top-50 prospect nationally by espnW ... Was named Miss Kentucky Basketball in a statewide vote of coaches and was on Courier-Journal's All-State Team last season ... A three-time All-State honoree by the CJ and Lexington Herald-Leader ... Finished her career with 3,368 career points, ranking sixth in state history ... Morris averaged 25.6 points and 7.9 rebounds her senior season to help Bell County finish 29-3 and reach the first round of the Sweet 16 ... Averaged 22.1 points and 9.6 rebounds per game as a junior, shooting 55.6 percent from the floor and 35.1 percent from beyond the 3-point line.

PERSONAL

Place of Birth: Hazard, Ky. ... Parent(s): Lewis and Patti Morris ... Siblings: One brother (Victor) ... Major: Kinesiology ... Shooting Hand: Right

GAME-BY-GAME STATS													
(Freshman - 2015-16)													
Opponent	Min	FG-A	3PT-A	FT-A	O-D-T	PF	A	TO	BS	ST	PTS		
Rice	29	6-10	3-5	1-1	0-0-0	2	0	5	0	1	16		
at Arizona State	19	2-7	1-3	0-0	1-1-2	2	2	2	0	1	5		
Morehead State	14	1-3	1-3	2-2	0-1-1	5	1	1	0	1	2		
Colorado	25	5-11	3-6	0-0	0-1-1	2	3	0	0	1	13		
E. Michigan	28	6-9	5-6	0-0	0-6-6	1	2	1	1	0	17		
Jackson State	29	3-13	1-8	0-0	0-1-1	0	3	0	0	1	7		
at NKU	21	3-6	1-4	2-2	0-3-3	2	1	2	0	1	9		
Louisville	29	3-7	2-3	0-0	0-2-2	2	0	0	1	1	8		
at MTSU	34	4-6	1-2	1-1	0-4-4	3	1	0	0	2	10		
DUKE	24	4-11	1-4	0-0	0-3-3	1	1	0	0	1	9		
Tennessee State	26	5-9	1-2	2-2	0-2-2	0	0	1	2	1	13		
at Auburn	28	0-7	0-2	2-2	0-1-1	2	1	5	0	0	2		
Alabama	21	4-7	2-4	0-0	0-0-0	2	0	3	1	0	10		
at Georgia	28	3-9	3-4	0-0	0-3-3	0	0	0	0	1	9		
South Carolina	25	2-6	1-2	0-0	0-0-0	0	0	0	0	0	5		
Auburn	17	0-6	0-5	0-0	0-0-0	2	0	3	0	0	0		
at Ole Miss	29	4-7	2-3	0-0	2-4-6	5	1	4	0	0	10		
Tennessee	23	0-6	0-2	0-0	0-1-1	2	1	1	0	0	0		
Vanderbilt	30	1-6	0-4	2-2	0-1-1	4	3	4	0	2	4		
at Florida	21	4-7	2-4	0-0	0-0-0	5	1	1	0	0	10		
at South Carolina	25	3-11	0-4	4-5	0-2-2	4	1	1	0	1	10		
LSU	27	6-10	1-4	1-2	0-3-3	4	1	1	0	1	14		
at Vanderbilt	18	2-6	1-3	2-2	1-2-3	3	0	0	0	1	7		
at Mississippi St.	26	6-9	2-3	3-4	1-3-4	3	2	1	0	0	17		
Arkansas	35	3-9	2-7	2-2	0-2-2	1	3	1	0	0	10		
Missouri	24	1-10	0-3	0-0	0-5-6	1	0	0	1	0	2		
at Texas A&M	22	4-9	2-5	0-0	0-3-3	5	0	2	0	0	10		
LSU	25	1-4	0-1	2-4	0-4-4	3	1	3	0	0	4		
Florida	22	2-10	2-5	4-4	1-4-5	3	1	2	0	0	10		
South Carolina	27	3-7	1-3	0-0	2-4-6	1	1	2	0	0	7		
UNC Asheville	22	3-3	3-3	0-0	0-6-6	2	1	2	0	0	9		
Oklahoma	19	4-6	4-5	0-0	0-1-1	3	0	2	0	0	12		
Washington	28	3-7	1-3	0-0	0-3-3	3	0	2	0	0	7		
(Sophomore - 2016-17)													
Opponent	Min	FG-A	3PT-A	FT-A	O-D-T	PF	A	TO	BS	ST	PTS		
at Miami (Fla.)	36	4-13	3-6	0-0	0-2-2	2	2	3	1	0	11		
Albany	35	3-11	2-6	0-0	1-3-4	1	2	2	1	2	8		
New Hampshire	25	4-8	2-5	0-0	0-1-1	3	1	0	0	1	10		
at Colorado	34	5-11	3-6	1-2	1-3-4	2	2	2	1	1	14		
MSU	33	6-13	0-3	2-2	3-3-6	3	1	1	1	1	14		
Samford	29	3-8	0-1	2-2	1-0-1	2	3	2	0	1	8		
Oklahoma	36	6-12	3-5	4-4	1-7-8	3	1	3	0	1	19		
at Louisville	26	3-9	2-4	2-2	0-3-3	3	0	3	0	1	10		
MTSU	36	1-6	0-3	0-0	1-2-3	2	3	4	1	0	2		
Arizona St.	33	9-17	2-7	9-9	0-1-1	3	3	2	0	1	29		
Radford	29	3-11	1-4	0-0	0-2-2	2	4	2	0	0	7		
Washington St.	36	4-17	2-6	4-7	0-2-2	2	3	6	0	0	14		
at Duke	31	3-15	1-7	4-4	0-3-3	3	0	3	1	1	11		
at Tennessee	36	5-21	2-9	3-3	0-2-3	3	1	3	1	2	15		
Mizzou	26	3-7	2-3	4-4	0-0-0	4	2	1	0	0	11		
TAMU	34	2-9	2-5	0-0	1-1-2	2	1	1	1	0	6		
at Alabama	22	3-7	0-3	2-2	0-0-0	4	1	6	0	1	8		
Georgia	35	3-9	1-4	0-0	0-5-5	1	2	2	2	0	7		
at LSU	33	2-12	1-5	3-3	0-3-3	2	0	2	2	2	8		
at Auburn	34	5-15	4-10	4-6	0-9-9	3	1	6	1	1	18		
Ole Miss	35	6-13	5-9	0-0	1-4-5	3	0	2	1	0	17		
at Mizou	40	6-15	1-5	1-1	0-1-1	4	1	0	0	0	14		
USC	30	4-16	2-7	4-4	0-1-1	5	2	2	0	0	14		
Vandy	18	1-5	0-1	0-0	0-0-0	4	2	2	0	1	2		
at Georgia	25	3-6	1-3	8-8	0-2-2	3	0	1	1	1	15		
at Arkansas	35	5-13	3-6	0-0	0-3-3	0	0	3	0	0	13		
Florida	35	7-14	1-5	0-0	0-3-3	2	1	5	1	1	15		
Miss. St.	27	2-7	0-0	4-5	0-2-2	4	0	2	1	0	8		
at USC	33	6-17	2-6	0-0	1-1-2	4	1	1	0	0	14		
vs. Alabama	34	3-11	1-4	4-4	1-2-3	2	1	3	0	0	11		
vs. USC	40	4-13	0-6	3-4	1-2-3	2	3	5	1	0	11		
Belmont	37	3-9	2-5	7-8	0-3-3	2	6	0	0	0	15		
Ohio State	31	5-13	2-5	0-0	0-2-2	5	1	1	1	0	12		
(Junior - 2017-18)													
Opponent	Min	FG-A	3PT-A	FT-A	O-D-T	PF	A	TO	BS	ST	PTS		
Sacramento St.	16	4-8	2-3	2-2	1-3-4	3	2	1	0	1	12		
Gardner-Webb	32	4-13	0-5	2-2	1-9-10	2	4	2	3	1	10		
at Montana	31	5-8	3-6	3-3	0-2-2	4	2	2	1	0	16		
at Washington St.	32	7-16	3-6	3-4	2-4-6	2	1	4	0	1	20		
Morehead St.	23	7-8	5-6	0-0	0-2-2	2	3	2	0	3	19		
Marshall	28	6-13	3-6	0-0	1-2-3	2	2	0	0	2	15		
at Baylor	35	7-17	5-8	3-6	0-5-5	2	0	3	0	0	22		
Tennessee Tech	17	6-7	2-2	2-2	1-5-6	2	2	1	3	1	16		
Evansville	21	8-9	4-5	0-0	0-2-2	1	3	0	2	0	20		
at FGCU	33	2-4	1-1	1-2	0-3-3	5	2	0	0	0	6		
at Miami (Fla.)	35	7-22	2-8	2-2	2-5-7	3	1	4	1	2	18		
Louisville	40	6-13	1-3	3-4	0-5-5	1	0	4	1	0	16		
California	34	9-26	3-7	0-0	3-5-8	3	0	1	0	1	21		
at Middle Tenn.	35	5-12	0-3	3-3	0-4-4	2	3	2	0	2	13		
Tennessee	29	6-14	3-8	3-3	0-2-2	4	0	1	0	1	18		
at TAMU	38	9-18	2-6	2-2	0-3-3	2	4	4	0	0	22		
Georgia	21	4-10	0-3	1-3	0-0-0	1	0	1	1	2	9		
at Florida	20	2-4	0-1	1-2	1-5-6	0	2	1	0	1	5		
at Vanderbilt	DNP												
South Carolina	30	6-15	2-5	5-5	0-1-1	3	4	2	0	2	19		
Alabama	28	7-11	2-4	0-0	0-1-1	1	2	1	0	1	16		
at Arkansas	28	4-12	1-3	2-2	1-1-2	1	0	1	0	0	11		
Auburn	25	5-10	5-7	3-3	0-2-2	1	1	6	0	1	18		
LSU	32	6-14	3-6	2-2	0-2-1	4	1	2	0	0	17		
at Missouri	32	9-17	3-5	1-2	1-1-2	4	0	2	0	1	21		
at Mississippi St.	31	7-15	2-5	5-5	1-3-4	5	2	4	0	0	21		
Arkansas	30	7-11	2-5	4-4	0-5-5	1	2	4	0	2	20		
at South Carolina	39	13-23	5-9	4-4	1-0-1	3	0	3	0	1	35		
at Ole Miss	36	8-15	2-6	2-2	0-1-1	2	2	2	0	3	20		
Mississippi St.	38	8-15	3-5	3-3	0-3-3	2	2	3	3	3	22		
vs. Alabama	34	9-16	5-8	2-4	0-7-7	4	6	4	0	2	25		
vs. Miss. State	34	5-13	1-3	2-2	0-3-3	2	1	3	0	1	13		
(Senior - 2018-19)													
Opponent	Min	FG-A	3PT-A	FT-A	O-D-T	PF	A	TO	BS	ST	PTS		
Alabama State	22	4-13	3-6	0-0	0-1-1	2	1	0	1	1	11		
Southern	23	4-7	2-4	2-2	0-3-3	4	0	1	0	1	12		
Virginia	34	4-16	1-7	0-0	0-0-0	1	0	0	0	3	9		
High Point	27	8-16	2-7	4-4	0-5-5	2	1	2	2	1	22		
vs. USC	39	5-12	3-8	2-2	0-1-1	2	2	2	0	3	18		
vs. UCLA	39	5-21	3-8	4-6	2-5-7	4	1	3	0	1	17		
vs. USC	34	5-16	1-5	3-4	0-3-3	3	1	2	0	0	18		
Morehead St.	25	12-20	4-8	3-4	0-4-4	3	3	2	1	3	31		
Rhode Island	31	9-20	5-12	6-6	0-5-5	2	4	1	0	1	29		
at Louisville	26	4-8	1-2	2-2	0-4-4	4	0	2	0	1	11		
MTSU	26	4-6	1-1	5-5	0-4-4	2	1	5	1	2	14		
W. Carolina													
Murray St.													
Sacred Heart													
Vanderbilt													
at Miss. St.													
at Tennessee													
Ole Miss													
at LSU													
Missouri													
at Texas A&M													
S. Carolina													
Florida													
at Auburn													
at Alabama													
Arkansas													
at S. Carolina													
Texas A&M													
at Georgia													



TAYLOR MURRAY

#24 • GUARD • SR • 5-6

ODENTON, MD./ANNAPOLIS AREA CHRISTIAN HS

GENERAL

Fast, explosive player that gets down the floor quickly and has great ball-handling skills ... High basketball IQ ... Took on a leadership role and that will continue to grow ... Coaches praised her ability to improve her freshman season and is considered an extremely coachable player that takes advice well and changes ... First UK player from Maryland since Keiko Tate (2002-05) ... Chose Kentucky over Penn State and West Virginia.

- SEC Academic Honor Roll (2016, 2017, 2018)
- Preseason All-SEC Second Team by league coaches (2018, 2019)
- SEC All-Defensive Team by league coaches (2018)
- SEC Player of the Week by league office (Nov. 27, 2018)
- College Sports Madness National and SEC Player of the Week (Nov. 26, 2018)
- 2018 Paradise Jam Island Division All-Tournament Team

2018-19 (SENIOR)

Scored 14 points on 5-of-6 shooting in the exhibition game vs. LMU with six assists and four steals...Started in third-straight season opener, led Kentucky in points vs. Alabama State with 16, six steals, and five assists in 31 minutes... In 28 minutes vs. Southern, Murray led UK with seven assists and three steals, she scored 11 points on 4-of-8 shooting from the field and a 3... Led Kentucky with 12 points and three assists vs. Virginia, went 4 of 9 from the field and made 4-of-4 free throws... Murray reached 1,000 career points in UK's win over Virginia, becoming the 34th Wildcat to join the 1,000 point club... In 24 minutes played vs. High Point, Murray scored 14 points on perfect shooting, 5 of 5 from the field and 4 of 4 from the line, charted three steals, one rebound and an assist... Named SEC Player of the Week and Island Division All-Tournament Team for her performances in the Paradise Jam... Played 27 minutes vs. USF, led UK with 17 points and in rebounds with eight, led the team with two steals, also recorded her first block of the season... Saw 42 minutes in second game of Paradise Jam vs. UCLA, saw 16 points, including a 3 on her only attempt, went 5 of 5 from the line and led UK with three assists... Scored 23 points in final game of Paradise Jam vs. UNC and 10 assists for her first double-double of the season, nearly saw a triple-double with seven steals and six rebounds... Acquired a diverse stat line vs. Morehead State, scored 13 points, six assists, five steals and three rebounds... Generated four steals vs. Rhode Island, charted 11 points and two assists in 23 minutes played... Played 36 minutes at Louisville, scored 18 points, including two 3s and on 6-of-7 free throw shooting, posted three rebounds, two steals and an assist... Played 38 minutes vs. MTSU, scored 12 points on 5 of 10 from the field, and 2 of 2 from the stripe, recorded three rebounds, led UK with six assists and three steals.

2017-18 (JUNIOR)

Played and started all 32 games ... Second on the team with 11.5 points per game and 4.3 rebounds per game ... Paced the team with 136 assists and 67 steals ... Ranked first or second on the team in points, rebounds, assists and steals ... Ranked third in the league with a 2.19 assist-turnover ratio and fifth in total assists ... Ranked third in the league in free-throw percentage at 83.8 percent ... Ranked seventh in the SEC in steals and sixth in steals per game ... Had a stretch during league play where she recorded eight straight double-digit scoring games, including three 20+ scoring games during that stretch ...



@taytaymurray24



CAREER HIGHS

POINTS:	29 AT SOUTH CAROLINA, 02/26/17
FGM:	10 vs. UNC, 11/24/18
FGA:	19 vs. UNC, 11/24/18
FTM:	10 AT MISSOURI, 01/30/17
FTA:	10(2x) LAST AT MISSOURI, 01/30/17
3FGM:	2(11x) LAST AT LOUISVILLE, 12/10/18
3FGA:	6(3x) LAST AT MONTANA, 11/16/17
O-REBOUNDS:	8 AT MISSOURI, 01/30/17
D-REBOUNDS:	11 AT LSU, 01/19/17
TOTAL REBOUNDS:	13(2x) LAST AT MISSOURI, 01/30/17
ASSISTS:	11 vs. FLORIDA, 02/19/17
BLOCKS:	1(5x) LAST vs. USF, 11/22/18
STEALS:	7(2x) LAST vs. UNC, 11/24/18
MINUTES:	44 AT LOUISVILLE, 12/04/16

SEASON HIGHS

POINTS:	23 vs. UNC, 11/24/18
FGM:	10 vs. UNC, 11/24/18
FGA:	19 vs. UNC, 11/24/18
FTM:	6(2x) LAST AT LOUISVILLE, 12/10/18
FTA:	8 vs. USF, 11/22/18
3FGM:	2 AT LOUISVILLE, 12/10/18
3FGA:	3 AT LOUISVILLE, 12/10/18
O-REBOUNDS:	5 vs. UNC, 11/24/18
D-REBOUNDS:	5 vs. USF, 11/22/18
TOTAL REBOUNDS:	8 vs. USF, 11/22/18
ASSISTS:	10 vs. UNC, 11/24/18
BLOCKS:	1 vs. USF, 11/22/18
STEALS:	7 vs. UNC, 11/24/18
MINUTES:	42 vs. UCLA, 11/23/18

CAREER STATS

Year	GP-GS	MIN	FG-FGA	PCT	3FG-FGA	PCT	FT-FTA	PCT	OFF-DEF	TOT-AVG	PF-FO	A	TO	BLK	ST	PTS-AVG
2015-16	33-0	757-22.9	81-185	.538	14-52	.269	50-60	.833	20-68	88-2.7	72-0	73	52	1	56	226-6.8
2016-17	30-30	1027-34.2	127-275	.462	11-51	.216	101-120	.842	43-104	147-4.9	57-0	118	48	1	61	366-12.2
2017-18	32-32	1071-33.5	131-303	.432	19-55	.345	88-105	.838	36-103	139-4.3	68-1	136	62	3	67	369-11.5
2018-19	11-11	346-31.5	60-113	.531	6-18	.333	37-43	.860	22-14	36-3.3	21-0	46	18	1	38	163-14.8
TOTAL	106-73	3201-30.2	399-876	.455	50-176	.284	276-328	.841	121-289	410-3.9	218-1	373	180	6	222	1124-10.6



Became the first UK player to ever record 20 points and 10 or more assists in a SEC game when she accomplished the feat against Alabama ... Had five or more assists in 13 games and three or more steals in 10 games ... Some all-around impressive stat lines with 14 points, five rebounds, five steals vs. Auburn and 23 points, six rebounds, four assists and three steals vs. Missouri ... Led Kentucky in scoring seven times, in rebounds four times, in assists 22 times and in steals 19 times ... Scored 10 or more points in 17 games with 15 or more points in 10 games and four 20+ scoring games ... Provided a balanced force for Kentucky against Washington State, posting a near triple-double with 13 points, seven rebounds and eight assists ... Recorded an impressive stat line against No. 3 Louisville with eight points, seven rebounds seven assists and five steals ... Led UK in every category against Florida with 19 points, six rebounds, two assists, three steals and one block ... Recorded a season-high 23 points and career-high seven steals against Vanderbilt ... Matched her season high with 23 points vs. No. 15 Missouri, and also led UK with six rebounds, four assists and three steals ... Had three double-doubles on the year, including 12 points and 10 assists at Ole Miss and 18 points and 12 rebounds at Montana.

2016-17 (SOPHOMORE)

A breakout year for the guard, sitting third on the squad with 12.2 points per game ... Ranked second on the team with 4.9 rebounds per game, while earning a team-best 61 steals and sitting tied for the team lead with 118 assists ... Was the second best free-throw shooter on the team going 101-for-120 for 84.2 percent ... Played in 30 games with 30 starts, missing two non-conference games due to injury and one SEC Tournament game due to injury ... Set or tied career highs this season in points (29), field-goals made (9), field-goals attempted (15), free-throws made (10), free-throws attempted (10), 3-point field goals made (2), 3-point field goals attempted (6), offensive rebounds (8), defensive rebounds (11), total rebounds (13), assists (11), blocks (1), steals (6) and minutes (44) ... Scored 10 or more points 18 times with 15 or more points 11 times and three 20+ games ... Posted two double-doubles on the season, earning 11 points and 13 rebounds at LSU before 18 points and 13 rebounds at Missouri ... Had five or more assists in 10 games ... Led Kentucky in scoring seven times, in rebounds three times, in assists and steals 17 times ... Career-high 29 points at highly ranked South Carolina with four rebounds, five assists and went 4-for-4 from the free-throw line ... Had 21 points with five rebounds against Louisville, while her final 20+ scoring game was 23 points with six rebounds and two assists at Tennessee ... Incredible lines against Vanderbilt and Arkansas with 18 points, seven assists and five rebounds against Vanderbilt, before 16 points, six steals, five assists and eight rebounds against Arkansas ... Posted a career-best 11 assists against Florida ... Had five or more assists in six of her last seven games played ... Earned five or more rebounds in 12 games.

2015-16 (FRESHMAN)

Impressive first season with UK, averaging 6.8 points per game, 2.7 rebounds per game, 2.2 assists per game and 1.5 seals per game ... Led the team in steals, with 56, which are the fourth-most in a UK freshman season ... Dished out 73 assists, the third-most on the team ... Had the 10th-best scoring performance in UK debut, with 12 points against Rice ... Recorded four-or-more steals on five occasions, against Rice, Morehead State and Auburn (twice), and Vanderbilt ... Had a career day when Auburn came to Memorial Coliseum, posting a career-high 14 points and six steals to lead the team in both categories ... Defensive effort against Jackson St. helped team allow just one point more than the fewest allowed in school history, nabbing three steals and also scoring a career-high 13 points ... Had the most defensive rebounds on the team against Northern Kentucky, pulling down a career-high seven defensive boards ... Hit .833 from the charity stripe, which was the fourth-highest free throw percentage in a freshman season ... Scored 10+ points 10 times and had three or more steals in nine games ... Led Kentucky in steals in 15 games.

HIGH SCHOOL

Ranked as No. 18 point guard by espnW and No. 15 overall player by MaxPreps ... Averaged 29.6 points, 8.8 rebounds, 7.0 steals and 4.1 assists per game in senior season, leading Annapolis Area Christian School to a 27-3 record and both the Interscholastic Athletic Association of Maryland Class B and Maryland Christian School Division 1 state titles ... Named 2015 McDonald's All-American ... 2015 Maryland Gatorade State Girls Basketball Player of the Year ... Won gold medal as member of Team USA at the 2013 FIBA Americas U16 Championship, helping the USA to a 5-0 record and a berth into the 2014 FIBA U17 World Championship ... Named to the Baltimore Sun All-Metro First Team during junior season after being a second-team selection as a sophomore ... Was a two-time Capital Gazette Communications All-County First Team and two-time Interscholastic Athletic Association of Maryland All-B Conference member (2012 and 2013) ... Averaged 25.5 points, 9.6 rebounds, 9.3 steals and 3.1 assists per game as a junior and 20.9 points, 11 rebounds, 4.3 assists and 8.4 steals per game as a sophomore

PERSONAL

Place of Birth: Teaneck, N.J. ... Parent(s): Sonya Murray ... Major: Public Health ... Shooting Hand: Right

GAME-BY-GAME STATS

(Freshman - 2015-16)

Opponent	Min	FG-A	3PT-A	FT-A	O-D-T	PF	A	TO	BS	ST	PTS
Rice	25	6-9	0-0	0-0	0-2-2	3	2	4	0	4	12
at Arizona State	26	3-5	0-0	1-2	0-2-2	4	3	2	0	0	7
Morehead State	31	3-10	1-6	5-6	1-3-4	6	4	0	4	12	7
Colorado	20	2-5	1-1	5-6	3-0-3	1	5	1	0	1	10
E. Michigan	22	1-2	0-0	1-2	0-4-4	2	3	3	0	0	3
Jackson State	26	6-12	1-5	0-0	2-4-6	3	2	0	0	3	13
at NKU	20	2-4	0-0	4-4	0-7-7	3	3	0	0	3	8
LOUISVILLE	24	4-9	1-4	2-2	1-3-4	1	6	0	1	1	11
at MTSU	18	3-6	0-0	0-2	0-3-3	3	3	1	0	1	10
Duke	22	2-5	0-0	0-0	0-1-2	2	2	1	0	0	4
Tennessee State	17	5-7	2-2	1-1	1-1-2	2	2	2	0	1	13
at Auburn	20	1-6	0-2	1-2	0-1-1	3	1	5	0	4	3
Alabama	21	2-4	0-0	0-0	2-4-6	2	2	1	0	3	4
at Georgia	22	1-6	0-2	3-5	2-3-5	3	1	3	0	1	5
South Carolina	19	1-3	0-0	2-2	1-1-2	2	0	0	0	1	4
Auburn	29	5-8	2-2	2-2	0-2-2	2	1	2	0	6	14
at Ole Miss	15	1-4	0-1	1-2	0-0-0	4	0	1	0	0	3
Tennessee	17	2-4	1-3	0-0	0-0-0	2	1	0	0	2	5
Vanderbilt	23	1-5	0-2	0-0	2-1-3	1	1	1	0	1	2
at Florida	29	1-3	0-1	0-0	0-0-3	3	4	2	0	1	2
at South Carolina	30	2-4	1-1	1-1	0-0-0	4	1	1	0	0	6
LSU	12	0-2	0-1	2-2	0-2-2	0	0	1	0	2	2
at Vanderbilt	26	3-9	1-2	1-2	0-1-1	0	3	0	0	4	8
at Mississippi State	27	3-6	1-3	6-6	2-2-4	2	4	1	0	1	13
Arkansas	30	3-6	0-2	0-0	0-1-1	1	3	2	0	0	6
Missouri	20	2-4	0-3	0-0	1-1-2	4	2	1	0	2	5
at Texas A&M	26	3-5	0-0	2-2	1-5-6	2	3	0	0	1	8
LSU	29	1-4	0-2	3-4	0-2-2	2	3	3	0	2	5
Florida	18	2-5	1-2	0-0	0-1-1	0	1	2	0	3	5
South Carolina	21	3-7	0-1	0-0	0-2-2	1	3	2	0	1	6
UNC Asheville	26	5-7	0-1	1-1	1-4-5	2	4	0	1	0	11
Oklahoma	27	2-4	0-0	2-2	0-5-5	1	1	0	0	1	6
Washington	19	0-5	0-3	0-0	0-0-0	4	2	0	0	2	0

(Sophomore - 2016-17)

Opponent	Min	FG-A	3PT-A	FT-A	O-D-T	PF	A	TO	BS	ST	PTS
Miami (Fla.)	26	3-6	1-2	1-2	1-3-4	3	3	1	0	3	8
Albany	25	1-4	0-1	2-2	1-3-4	2	3	0	0	1	4
New Hampshire	20	2-4	0-1	2-2	0-3-3	0	2	1	0	1	6
at Colorado	34	6-10	1-2	1-2	1-5-6	2	2	1	0	0	14
MSU	27	8-13	2-5	0-0	0-8-8	1	2	1	0	2	18
Samford	33	5-7	0-1	5-7	1-4-5	2	1	0	0	0	15
Oklahoma	37	1-8	0-1	7-8	3-3-6	1	3	1	0	3	9
at Louisville	44	7-14	0-3	7-10	0-5-5	4	1	1	0	1	21
MTSU	34	6-12	0-1	4-4	4-7-7	1	3	2	0	1	16
Arizona St.	40	8-13	0-1	0-1	2-2-4	1	4	3	0	0	16
Radford	DNP										
Washington St.	DNP										
at Duke	37	6-15	2-2	4-4	3-1-4	1	1	2	0	1	18
at Tennessee	38	8-11	0-0	7-8	0-5-6	1	2	0	0	2	23
Mizzou	21	2-4	2-2	1-2	0-3-3	2	3	2	1	0	7
TAMU	29	4-9	0-2	3-3	1-3-4	4	5	0	0	1	11
at Alabama	30	2-5	0-2	0-0	1-3-4	2	4	2	0	4	4
Georgia	23	4-8	0-1	6-6	1-2-3	2	3	0	0	1	14
at LSU	37	3-8	0-3	3-4	2-11-13	0	5	2	1	3	11
at Auburn	36	5-11	0-1	4-6	1-2-3	2	5	0	0	3	14
Ole Miss	32	4-9	0-1	0-0	1-4-5	0	1	0	0	1	8
at Mizou	38	4-10	0-1	10-10	8-5-13	3	4	3	0	3	18
USC	38	1-4	0-0	0-0	2-2-4	2	5	3	0	2	2
Vandy	39	7-15	0-4	4-4	1-4-5	0	7	1	0	5	18
at Georgia	40	3-12	1-3	2-2	0-2-2	1	4	2	0	2	9
at Arkansas	36	5-10	0-1	6-7	3-5-8	2	5	3	0	6	16
Florida	34	2-7	0-0	0-0	2-1-3	1	11	1	0	4	4
Miss. St.	43	4-11	0-1	6-9	0-2-2	3	2	3	0	2	14
at USC	37	9-14	2-6	9-9	1-3-4	4	5	2	0	0	29
vs. Alabama	38	2-8	0-1	4-4	1-3-4	2	5	0	0	3	8
vs. USC	DNP										
Belmont	34	2-8	0-1	0-0	1-1-2	3	6	0	0	0	4
Ohio State	37	2-5	0-1	3-4	1-3-4	4	5	4	0	1	7

(Junior - 2017-18)

Opponent	Min	FG-A	3PT-A	FT-A	O-D-T	PF	A	TO	BS	ST	PTS
Sacramento St.	29	8-12	1-3	5-5	0-5-5	2	3	0	1	1	22
Gardner-Webb	25	3-12	0-3	2-2	0-4-4	1	3	0	0	1	8
at Montana	32	5-11	2-6	6-6	3-9-12	4	3	2	0	3	18
at Washington St.	36	5-8	1-2	2-2	3-4-7	2	8	4	0	4	13
Morehead St.	24	1-4	1-1	4-4	1-1-2	1	6	1	0	1	7
Marshall	31	5-9	2-3	1-2	3-3-6	1	2	1	0	1	13
at Baylor	33	1-4	0-0	8-8	2-4-6	1	5	4	0	1	10
Tennessee Tech	26	3-7	0-1	0-0	2-2-4	1	5	0	0	3	6
Evansville	26	4-8	1-2	2-4	2-4-4	2	0	0	0	1	11
at FGCU	38	6-14	0-1	7-8	3-4-7	4	1	3	0	2	19
at Miami (Fla.)	34	3-8	1-1	1-2	1-7-8	4	2	1	0	0	8
Louisville	40	3-8	0-1	2-4	1-6-7	1	7	1	0	5	8
California	39	1-6	0-2	2-2	1-0-1	1	3	2	0	2	4
at MTSU	26	2-7	0-2	1-1	1-1-2	4	2	2	0	2	5
Tennessee	37	2-12	0-3	0-0	1-3-4	2	3	2	0	4	4
at TAMU	40	3-9	0-1	1-2	2-2-4	1	6	0	0	1	7
Georgia	25	0-6	0-0	0-0	2-2-4	3	4	3	0	2	0
at Florida	37	8-12	2-2	1-1	3-3-6	2	2	2	1	3	19
at Vanderbilt	40	8-15	0-1	7-9	0-2-2	3	3	2	0	7	23
South Carolina	40	7-15	1-4	2-2	0-2-2	1	2	4	0	1	17
Alabama	38	8-11	1-1	4-4	0-3-3	0	10	1	0	3	20
at Arkansas	36	3-5	2-2	4-5	0-1-1	1	7	2	0	2	12
Auburn	28	3-9	1-3	7-8	0-2-2	2	5	1	0	5	14
LSU	40	7-13	0-2	2-2	1-0-1	2	6	4	0	1	16
at Missouri	39	8-16	1-2	6-9	2-4-6	3	4	1	0	3	23
at Mississippi St.	29	2-9	1-2	2-2	1-2-3	5	2	5	1	2	7
Arkansas	34	1-6	0-0	0-0	1-4-5	3	3	0	0	1	2
at South Carolina	33	1-6	0-0	0-0	0-3-3	1	2	2	0	1	2
at Ole Miss	36	4-8	0-1	4-4	0-3-3	2	10	3	0	0	12
Mississippi St.	32	3-10	0-1	0-0	0-2-2	3	7	4	0	0	6
vs. Alabama	34	6-10	1-1	5-6	0-6-6	1	5	1	0	3	18
vs. Miss. State	34	7-13	0-1	1-1	0-7-7	4	3	4	0	1	15

(Senior - 2018-19)											
Opponent	Min	FG-A	3PT-A	FT-A	O-D-T	PF	A	TO	BS	ST	PTS
Alabama State	31	7-12	0-1	2-2	3-0-3	1	5	1	0	6	16
Southern	28	4-8	1-2	2-2	1-2-3	2	7	2	0	3	11
Virginia	27	4-9	0-2	4-4	1-1-2	3	3	1	0	2	12
Hight Point	24	5-5	0-0	4-4	1-0-1	1	1	3	0	3	14
vs. USF	27	5-10	1-2	6-8	3-5-8	1	2	1	1	2	17
vs. UCLA	42	5-10	1-1	5-5	2-1-3	3	3	2	0	1	16
vs. UNC	36	10-19	0-2	3-4	5-1-6	3	10	2	0	7	23
Morehead St.	34	5-8	1-1	2-3	2-1-3	1	6	0	0	5	13
Rhode Island	23	5-10	0-2	1-2	1-0-1	1	2	3	0	4	11
at Louisville	36	5-12	2-3	6-7	2-1-3	4	1	1	0	2	18
MTSU	38	5-10	0-2	2-2	1-2-3	0	6	2	0	3	12
W. Carolina											
Murray St.											
Sacred Heart											
Vanderbilt											
at Miss. St.											
at Tennessee											
Ole Miss											
at LSU											
Missouri											
at Texas A&M											
S. Carolina											
Florida											
at Auburn											
at Alabama											
Arkansas											
at S. Carolina											
LSU											
Texas A&M											
at Georgia											



AMANDA PASCHAL

#12 • GUARD • RS-JR • 5-7

BROOKLYN, N.Y./CHIPLEY HS/GULF STATE COLLEGE

GENERAL

Experienced player that won a junior college national championship ... Missed her second year of junior college with an injury, but showed no lingering effects last season ... Athletic guard that can create for herself and her teammates ... Strong finisher in traffic around the rim ... Hardnosed, tough guard that is strong on both ends of the court ... Choose Kentucky over Wichita State ... Is a senior academically but has two years of athletic eligibility remaining.

2018-19 (REDSHIRT JUNIOR)

Went 4 of 5 from the field with eight points and two rebounds in the exhibition game vs. LMU... Played 19 minutes in season opener vs. Alabama State scoring seven points, five rebounds and three assists... Played 18 minutes vs. Southern, posting five points, she led Kentucky with three steals, a career best as a Wildcat... Played 13 minutes vs. Virginia, scored two points and recorded one assist... Played 19 minutes vs. High Point, tallied six points, three rebounds, led UK with three assists, charted one steal... Played 24 minutes in first game of Paradise Jam vs. USF, saw five points, three rebounds and career-high five assists, shot 12 of 13 from the line in the three-day span... Played 11 minutes vs. Morehead State, impressed UK with a career-high six rebounds, three offensive and three defensive, scored two points, saw two steals and one assist... Played 21 minutes vs. Rhode Island, posting four points, three rebounds and an assist... Scored four points in 17 minutes played at Louisville, saw one assist... Played 17 minutes vs. MTSU, logged three offensive rebounds and one steal.

2017-18 (REDSHIRT SOPHOMORE)

Played in 30 of the team's 32 games with two starts ... Averaged 4.7 points per game, 2.1 rebounds per game and had 40 assists during the season ... Shot 44.5 percent from the field and 30.4 percent from long range during the year ... Score in double figures five times during the season ... Had three or more assists in four games and two or more steals in three games while leading UK in steals twice ... Made her first career start in the opening game of the SEC Tournament vs. Alabama with six points, three rebounds and two assists ... Provided important minutes on both ends of the court against Washington State, posting eight points with three assists and three rebounds ... Came in clutch off the bench in the win over Florida, adding 12 points, 10 of



@aboogie_nohoodi



@RiP_MoneyDart



CAREER HIGHS

POINTS:	13 vs. MISSISSIPPI STATE, 03/02/18
FGM:	5(4X) LAST vs. MISSISSIPPI STATE, 03/02/18
FGA:	10 AT ARKANSAS, 01/29/18
FTM:	5(2X) LAST vs. UCLA, 11/23/18
FTA:	7 vs. MISSISSIPPI STATE, 02/25/18
3FGM:	2(2X) LAST vs. MISSISSIPPI STATE, 03/02/18
3FGA:	3 AT FLORIDA, 01/11/18
O-REBOUNDS:	4(2X) LAST AT OLE MISS, 02/22/18
D-REBOUNDS:	4(2X) LAST vs. ARKANSAS, 02/15/18
TOTAL REBOUNDS:	6 vs. MSU, 11/28/18
ASSISTS:	5 vs. USF, 11/22/18
BLOCKS:	-
STEALS:	3 vs. SOUTHERN, 11/11/18
MINUTES:	36 vs. MISSISSIPPI STATE, 03/02/18

SEASON HIGHS

POINTS:	7 vs. ALABAMA ST., 11/07/18
FGM:	2(2X) LAST AT LOUISVILLE, 12/10/18
FGA:	5(2X) LAST AT LOUISVILLE, 12/10/18
FTM:	5 vs. UCLA, 11/23/18
FTA:	6 vs. UCLA, 11/23/18
3FGM:	-
3FGA:	1(2X) LAST AT LOUISVILLE, 12/10/18
O-REBOUNDS:	3(2X) LAST vs. MSU, 11/28/18
D-REBOUNDS:	3(2X) LAST vs. MSU, 11/28/18
TOTAL REBOUNDS:	6 vs. MSU, 11/28/18
ASSISTS:	5 vs. USF, 11/22/18
BLOCKS:	-
STEALS:	3 vs. SOUTHERN, 11/11/18
MINUTES:	24 vs. USF, 11/22/18

CAREER STATS

Year	GP-GS	MIN	FG-FGA	PCT	3FG-FGA	PCT	FT-FTA	PCT	OFF-DEF	TOT-AVG	PF-FO	A	TO	BLK	ST	PTS-AVG
2017-18	30-2	501-16.7	53-119	.445	7-23	.304	27-43	.628	29-34	63-2.1	20-0	40	23	0	11	140-4.7
2018-19	11-0	200-18.2	10-31	.323	0-2	.000	24-32	.750	13-15	28-2.5	8-0	22	10	0	10	44-4.0
TOTAL	41-2	701-17.1	63-150	.420	7-25	.280	51-75	.680	42-49	91-2.2	28-0	62	33	0	21	184-4.5



which were in the second half ... First player off the bench for the Wildcats vs. Ole Miss, adding six points, four assists ... Scored 11 points vs. Mississippi State in the quarterfinals of the SEC Tournament with two assists ... Really started to play good ball the last few weeks of the season with two or more assists in each of her last four games ... Also went 11-of-20 from the field during that stretch, including 3-of-4 from long range with 15 rebounds.

AT STONY BROOK

Shined at Gulf Coast State College, where she helped the Commodores to the 2016 National Junior College Athletic Association National Championship, 2016 Panhandle Conference Championship and 2016 Florida College System Activities Association/NJCAA State Championship ... Started all 33 games her first season at GCSC, which went 32-1 overall to achieve one of the best winning percentages in school history ... Averaged 11.2 points per game as a freshman, hitting at a .469 clip from the field and .267 clip from beyond the arc ... Also averaged 3.9 rebounds per game and 2.5 assists per game ... Scored in double-digits 20 times during the season, including a season-best 19 points in three games ... Shined down the stretch for GCSC, scoring in double-digits in five of the team’s seven postseason games, adding six or more assists in two games ... Season best in assists came against Pensacola State with seven, while she had a season-best 10 rebounds against Tallahassee ... Injured her knee and missed her sophomore season at GCSC, which also won the 2017 NJCAA National Championship.

HIGH SCHOOL

Strong high school career at Chipley High School in Florida where she was a five-year starter, leading the Tigers to 20 or more wins every season ... Averaged 22.6 points, 8.7 rebounds, 5.2 assists and 4.5 steals per game as a senior ... Also averaged over 20 points per game, seven rebounds per game and five assists per game as a junior ... Helped Chipley advance to two class A state championship games ... Was named Class A All-State First Team her senior year by the Florida Association of High School Coaches ... Was named to her high school honor roll and was very active in community service.

PERSONAL

Place of Birth: Brooklyn, N.Y. ... Parent(s): Stacy Paschal-Bragman and Darwin Bragman ... Siblings: Three sisters, Kendra Paschal, Crystal Bragman and Kayla Bragman ... Major: Psychology ... Shooting Hand: Left

GAME-BY-GAME STATS

(RS-Sophomore - 2017-18)

Opponent	Min	FG-A	3PT-A	FT-A	O-D-T	PF	A	TO	BS	ST	PTS
Sacramento St.	17	1-2	0-1	3-4	0-0-0	0	2	0	0	0	5
Gardner-Webb	15	2-4	0-1	0-0	1-4-5	1	2	0	0	0	4
at Montana	8	0-2	0-1	0-0	0-1-1	1	1	1	0	0	0
at Washington St.	15	4-7	0-1	0-0	2-1-3	0	3	1	0	0	8
Morehead St.	20	5-8	0-1	1-3	1-1-2	0	2	0	0	0	11
Marshall	11	0-4	0-0	2-2	4-1-5	0	0	1	0	0	2
at Baylor	17	0-2	0-0	0-2	2-1-3	1	3	0	0	0	0
Tennessee Tech	15	1-2	0-0	1-2	1-1-2	1	2	2	0	0	3
Evansville	8	2-3	1-1	0-0	0-2-2	0	0	0	0	0	5
at FGCU	9	1-5	0-1	0-0	0-1-1	0	0	0	0	0	2
at Miami (Fla.)	20	1-3	0-1	2-2	1-1-2	3	1	0	0	1	4
Louisville	4	0-1	0-0	1-2	0-0-0	1	0	0	0	0	1
California	DNP										
at MSU	10	1-2	0-0	0-0	0-2-2	1	0	0	0	0	2
Tennessee	DNP										
at TAMU	3	0-1	0-0	0-0	0-0-0	0	0	1	0	0	0
Georgia	4	0-0	0-0	1-2	0-0-0	0	0	0	0	0	1
at Florida	21	5-8	2-3	0-0	0-0-0	1	1	1	0	2	12
at Vanderbilt	31	1-8	0-2	0-2	2-0-2	1	2	2	0	0	2
South Carolina	4	0-0	0-0	0-0	1-0-1	0	0	0	0	0	0
Alabama	10	1-1	0-0	0-0	1-0-1	0	2	0	0	0	2
at Arkansas	22	5-10	0-1	0-0	1-2-3	2	0	1	0	2	10
Auburn	28	2-4	0-2	1-1	1-2-3	0	2	2	0	1	5
LSU	26	4-6	1-2	1-3	2-2-4	1	4	1	0	1	10
at Missouri	13	1-3	0-1	0-0	1-0-1	0	0	0	0	1	2
at Mississippi St.	24	2-5	0-0	3-3	1-1-2	1	1	2	0	0	7
Arkansas	23	2-6	0-0	0-0	0-4-4	0	1	1	0	0	4
at South Carolina	18	1-2	0-0	0-0	0-0-0	0	1	1	0	1	2
at Ole Miss	21	1-4	0-0	4-4	4-1-5	1	4	1	0	2	6
Mississippi St.	22	3-6	0-0	5-7	2-1-3	1	2	2	0	0	11
vs. Alabama	26	2-4	1-2	1-2	1-2-3	3	2	1	0	0	6
vs. Miss. State	36	5-6	2-2	1-2	1-3-4	0	2	2	0	0	13

(RS-Junior - 2018-19)

Opponent	Min	FG-A	3PT-A	FT-A	O-D-T	PF	A	TO	BS	ST	PTS
Alabama State	19	2-5	0-1	3-5	3-2-5	1	3	0	0	1	7
Southern	18	1-1	0-0	3-4	0-1-1	1	4	0	0	3	5
Virginia	13	1-2	0-0	0-2	0-1-1	0	1	0	0	0	2
Hight Point	19	1-3	0-0	4-4	1-2-2	1	3	0	0	1	6
vs. USF	24	1-3	0-0	3-3	0-3-3	1	5	0	0	1	5
vs. UCLA	19	0-2	0-0	5-6	1-2-3	1	2	2	0	0	5
vs. UNC	22	0-4	0-0	4-4	0-0-0	0	1	2	0	1	4
Morehead St.	11	1-2	0-0	0-2	3-3-6	0	1	2	0	2	2
Rhode Island	21	1-3	0-0	2-2	2-1-3	1	1	3	0	0	4
at Louisville	17	2-5	0-1	0-0	0-0-0	1	1	0	0	0	4
MTSU	17	0-1	0-0	0-0	3-0-3	1	0	1	0	1	0
W. Carolina											
Murray St.											
Sacred Heart											
Vanderbilt											
at Miss. St.											
at Tennessee											
Ole Miss											
at LSU											
Missouri											
at Texas A&M											
S. Carolina											
Florida											
at Auburn											
at Alabama											
Arkansas											
at S. Carolina											
LSU											
Texas A&M											
at Georgia											

EXTRA STATS ...

	18-19	Career		18-19	Career
Scored 10+ Points	-	6	2+ Steals	2	5
Scored 15+ Points	-	-	Led UK in Scoring	-	-
Scored 20+ Points	-	-	Led UK in Rebounds	-	2
Double-figure Rebs	-	-	Led UK in Assists	2	2
Made 3+ 3FG	-	-	Led UK in Steals	1	3
Double-doubles	-	-	Led UK in Blocks	-	-
3+ Assists	4	8			



PAIGE POFFENBERGER

#2 • GUARD • SR • 5-8

MORGANTOWN, W.VA./MORGANTOWN HS

GENERAL

Hard-nosed player who prides herself in defensive intensity ... Quick guard who showed up at tryouts in great shape in 2016 ... Very coachable player who has a willingness to learn ... Had some offers out of high school, but elected to come to Kentucky for academics before earning a spot on the team ... A National Merit Scholar.

- SEC Academic Honor Roll (2017, 2018)

2018-19 (SENIOR)

Has medically retired from the game of basketball but will remain on the team and hold a vital role with the players and staff.

2017-18 (JUNIOR)

Played in 14 games averaging 5.1 minutes per game ... Set a career high in free-throws made with four vs. Georgia and tied her career high in assists and offensive rebounds with one each vs. Arkansas ... Scored a point in six games ... Had a season-high four points on four made free throws against Georgia adding two rebounds ... Scored her first basket of the season against Marshall, adding a rebound and a steal.

2016-17 (SOPHOMORE)

Played in 21 games, averaging 5.9 minutes per game ... Scored 19 total points on the season with 15 rebounds and six steals ... Best game came vs. Texas A&M where she scored five points with one steal and one 3-pointer ... Posted a season-high four rebounds at Alabama in just six minutes ... Saw more and more playing time during the season because of her defensive intensity ... Saw considerable minutes against New Hampshire on Nov. 17, scoring her first basket and adding three rebounds in 13 minutes ... Made her first career 3-pointer in the SEC home opener against Missouri on Jan. 5.

HIGH SCHOOL

Impressive high school career helping the Morgantown Mohigans to three straight Class AAA



@paigepoffy_



@paige_poffy



CAREER HIGHS

POINTS:	5 vs. TAMU, 01/08/17
FGM:	2 vs. TAMU, 01/08/17
FGA:	5 vs. NEW HAMPSHIRE, 11/17/16
FTM:	4 vs. GEORGIA, 01/07/18
FTA:	4 vs. GEORGIA, 01/07/18
3FGM:	1(2x) LAST vs. TAMU, 01/08/17
3FGA:	2 vs. MISSOURI, 01/05/17
O-REBOUNDS:	1(3x) LAST vs. ARKANSAS, 02/15/18
D-REBOUNDS:	4 AT ALABAMA, 01/12/17
TOTAL REBOUNDS:	4 AT ALABAMA, 01/12/17
ASSISTS:	1(3x) LAST vs. ARKANSAS, 02/15/18
BLOCKS:	-
STEALS:	3 vs. VANDERBILT, 02/05/17
MINUTES:	18 vs. OLE MISS, 01/26/17

SEASON HIGHS

POINTS:	-
FGM:	-
FGA:	-
FTM:	-
FTA:	-
3FGM:	-
3FGA:	-
O-REBOUNDS:	-
D-REBOUNDS:	-
TOTAL REBOUNDS:	-
ASSISTS:	-
BLOCKS:	-
STEALS:	-
MINUTES:	-

CAREER STATS

Year	GP-GS	MIN	FG-FGA	PCT	3FG-FGA	PCT	FT-FTA	PCT	OFF-DEF	TOT-AVG	PF-FO	A	TO	BLK	ST	PTS-AVG
2016-17	21-0	123-5.9	7-19	.368	2-6	.333	3-4	.750	2-13	15-0.7	11-0	1	9	0	6	19-0.9
2017-18	14-0	72-5.1	3-11	.273	0-3	.000	7-9	.778	1-4	5-0.4	10-0	2	3	0	4	13-0.9
2018-19							DNP - Medically Retired									
TOTAL	35-0	195-5.6	10-30	.333	2-9	.222	10-13	.769	3-17	20-0.6	21-0	3	12	0	10	32-0.9



state titles where she was coached by Jason White ... Had nine points in the state championship game as a senior ... Scored 19 points in Morgantown's 63-43 victory over Parkersburg in the Region 1 final her senior season ... Was named all-state third team and All-Ohio Valley Athletic Conference second team as a senior ... As a junior, she helped Morgantown limit opponents to just 30.3 points per game, which was a Class AAA State Tournament record, while the Mohi-gans' margin of victory in the state tournament that season was 23 points, also a state record ... Averaged 9.3 points per game her senior season with 4.8 assists per game, 3.8 steals per game and hit 40.0 from the field, including 39.1 from 3 ... All her averages her senior season were her career bests as she averaged 7.1 points per game her junior season and 4.3 points per game her sophomore season ... Also had 2.9 assists per game and 1.8 steals per game as a junior and 1.7 assists per game and 1.5 steals per game as a sophomore ... Active off the court as well as the Student Council Vice President and member of the National Honor Society ... Is a National Merit Scholar who chose Kentucky academically over Vanderbilt and West Virginia ... Participated in over 450 hours of community service during high school.

PERSONAL

Place of Birth: Morgantown, W.Va. ... Parent(s): Alan and Traci Poffenberger ... Siblings: One brother, Carson ... Major: Biology ... Shooting Hand: Right.

GAME-BY-GAME STATS

(Sophomore - 2016-17)												
Opponent	Min	FG-A	3PT-A	FT-A	O-D-T	PF	A	TO	BS	ST	PTS	
Miami (Fla.)	DNP											
Albany	3	0-1	0-0	0-0	1-0-1	0	0	1	0	0	0	
New Hampshire	13	1-5	0-1	0-0	1-2-3	0	0	0	0	0	2	
at Colorado	DNP											
MSU	2	0-0	0-0	0-0	0-0-0	1	0	0	0	0	0	
Samford	DNP											
Oklahoma	DNP											
at Louisville	DNP											
MTSU	DNP											
Arizona St.	DNP											
Radford	16	1-1	0-0	0-0	0-3-3	0	1	2	0	1	2	
Washington St.	15	1-2	0-1	0-0	0-1-1	2	0	0	0	0	2	
at Duke	1	0-0	0-0	0-0	0-0-0	0	0	0	0	0	0	
at Tennessee	3	0-0	0-0	0-0	0-0-0	2	0	0	0	0	0	
Mizzou	4	1-3	1-2	0-0	0-0-0	0	0	0	0	0	3	
TAMU	10	2-4	1-1	0-0	0-0-0	1	0	2	0	1	5	
at Alabama	6	0-1	0-0	0-0	0-4-4	2	0	0	0	0	0	
Georgia	4	0-0	0-0	0-0	0-0-0	1	0	1	0	0	0	
at LSU	1	0-0	0-0	0-0	0-0-0	0	0	0	0	0	0	
at Auburn	2	0-0	0-0	0-0	0-0-0	1	0	1	0	0	0	
Ole Miss	18	1-1	0-0	0-0	0-2-2	1	0	0	0	1	2	
at Mizzou	DNP											
USC	1	0-0	0-0	0-0	0-0-0	0	0	0	0	0	0	
Vandy	17	0-1	0-1	0-0	0-1-1	0	0	2	0	3	0	
at Georgia	4	0-0	0-0	1-2	0-0-0	0	0	0	0	0	1	
at Arkansas	DNP											
Florida	1	0-0	0-0	2-2	0-0-0	0	0	0	0	0	2	
Miss. St.	DNP											
at USC	1	0-0	0-0	0-0	0-0-0	0	0	0	0	0	0	
vs. Alabama	DNP											
vs. USC	DNP											
Belmont	1	0-0	0-0	0-0	0-0-0	0	0	0	0	0	0	
Ohio State	0+	0-0	0-0	0-0	0-0-0	0	0	0	0	0	0	

(Junior - 2017-18)												
Opponent	Min	FG-A	3PT-A	FT-A	O-D-T	PF	A	TO	BS	ST	PTS	
Sacramento St.	DNP											
Gardner-Webb	DNP											
at Montana	4	0-2	0-1	0-0	0-0-0	1	1	0	0	0	0	
at Washington St.	DNP											
Morehead St.	5	0-0	0-0	0-0	0-0-0	1	0	0	0	0	0	
Marshall	4	1-1	0-0	0-0	0-1-1	0	0	0	0	1	2	
at Baylor	DNP											
Tennessee Tech	9	0-1	0-1	0-0	0-0-0	1	0	0	0	0	0	
Evansville	6	0-2	0-0	0-0	0-0-0	0	0	0	0	0	0	
at FGCU	DNP											
at Miami (Fla.)	DNP											
Louisville	DNP											
California	DNP											
at MTSU	5	1-2	0-0	0-1	0-0-0	1	0	0	0	0	2	
Tennessee	DNP											
at TAMU	9	0-0	0-0	2-2	0-0-0	2	0	0	0	0	2	
Georgia	14	0-2	0-2	4-4	0-2-2	3	0	1	0	1	4	
at Florida	3	0-0	0-0	1-2	0-1-1	0	0	1	0	0	1	
at Vanderbilt	7	0-0	0-0	0-0	0-0-0	1	0	1	0	2	0	
South Carolina	DNP											
Alabama	1	0-0	0-0	0-0	0-0-0	0	0	0	0	0	0	
at Arkansas	1	0-0	0-0	0-0	0-0-0	0	0	0	0	0	0	
Auburn	2	1-1	0-0	0-0	0-0-0	0	0	0	0	0	2	
LSU	DNP											
at Missouri	DNP											
at Mississippi St.	DNP											
Arkansas	2	0-0	0-0	0-0	1-0-1	0	1	0	0	0	0	
at South Carolina	DNP											
at Ole Miss	DNP											
Mississippi St.	DNP											
vs. Alabama	DNP											
vs. Miss. State	DNP											

(Senior - 2018-19)												
Opponent	Min	FG-A	3PT-A	FT-A	O-D-T	PF	A	TO	BS	ST	PTS	
Alabama State	DNP											
Southern	DNP											
Virginia	DNP											
Hight Point	DNP											
vs. USF	DNP											
vs. UCLA	DNP											
vs. UNC	DNP											
Morehead St.	DNP											
Rhode Island	DNP											
at Louisville	DNP											
MTSU	DNP											
W. Carolina	DNP											
Murray St.	DNP											
Sacred Heart	DNP											
Vanderbilt	DNP											
at Miss. St.	DNP											
at Tennessee	DNP											
Ole Miss	DNP											
at LSU	DNP											
Missouri	DNP											
at Texas A&M	DNP											
S. Carolina	DNP											
Florida	DNP											
at Auburn	DNP											
at Alabama	DNP											
Arkansas	DNP											
at S. Carolina	DNP											
LSU	DNP											
Texas A&M	DNP											
at Georgia	DNP											

EXTRA STATS ...

	18-19	Career		18-19	Career
Scored 10+ Points	-	-	2+ Steals	-	2
Scored 15+ Points	-	-	Led UK in Scoring	-	-
Scored 20+ Points	-	-	Led UK in Rebounds	-	-
Made 3+ 3FG	-	-	Led UK in Assists	-	-
Double-figure Rebounds	- -	-	Led UK in Steals	-	-
Double-doubles	-	-	Led UK in Blocks	-	-
3+ Assists	-	-			



KAMERON ROACH

#23 • GUARD • SO • 5-6

HOPKINS, S.C./LOWER RICHLAND HS

GENERAL

Physical guard that has great court vision and a skilled passer ... Athletic and plays with high potential on both ends of the floor ... Confident player on the court, but quiet off the court ... Missed her senior year of high school with an injury, but performed well during summer conditioning and workouts ... Choose Kentucky over Clemson, UNC Charlotte, Furman and South Carolina.

- SEC Academic Honor Roll (2018)

2018-19 (SOPHOMORE)

Played 10 minutes in the exhibition game vs. LMU with two points and a steal... Saw six minutes in the season opener vs. Alabama State, set career highs in steals (3), rebounds (4) and reported her first 3 in a UK game... Played five minutes vs. Southern, recorded two points on her only attempt, added a defensive rebound... Recorded seven minutes vs. High Point, tallied one rebound, one assist and one steal... Recorded season-high eight minutes vs. Morehead State and charted three rebounds... Played three minutes vs. Rhode Island, saw one rebound... Played one minute vs. MTSU.

2017-18 (FRESHMAN)

Played in 15 games during the season averaging 7.3 minutes per game ... Saw a season-high 16 minutes against Sacramento State with three assists, one steal and six points going 4-of-4 from the charity stripe ... Had four points on 2-of-2 shooting and added two defensive boards in nine minutes vs. Gardner-Webb. ... Also had four points against Evansville and Miami (Fla.).

HIGH SCHOOL

A four-year letterwinner and two-year starter for Lower Richland High School under head coach Deborah Wardlaw, helping the Diamond Hornets to a 26-0 record in 2012-13 and a regional and state championship ... Averaged over 10 points with 2.2 rebounds, 2.9 assists, and 2.9 steals per game as a junior, helping the team to the state playoffs where she scored 16 points in the team's first-round win ... Had 11.5 points, 2.2 rebounds, 3.7 assists and 2.1 steals per game as



@kyr.23



@kameron_roach



CAREER HIGHS

POINTS:	6 VS. SACRAMENTO ST., 11/10/17
FGM:	2(3X) LAST AT MIAMI, 12/10/17
FGA:	6 VS. TENNESSEE TECH, 12/03/17
FTM:	4 VS. SACRAMENTO ST., 11/10/17
FTA:	4 VS. SACRAMENTO ST., 11/10/17
3FGM:	1 VS. ALABAMA ST., 11/07/18
3FGA:	2(2X) LAST VS. ALABAMA ST., 11/07/18
O-REBOUNDS:	2 VS. ALABAMA ST., 11/07/18
D-REBOUNDS:	2(3X) LAST VS. ALABAMA ST., 11/07/18
TOTAL REBOUNDS:	4 VS. ALABAMA ST., 11/07/18
ASSISTS:	3 VS. SACRAMENTO ST., 11/10/17
BLOCKS:	1 VS. SACRAMENTO ST., 11/10/17
STEALS:	3 VS. ALABAMA ST., 11/07/18
MINUTES:	16 VS. SACRAMENTO ST., 11/10/17

SEASON HIGHS

POINTS:	4 VS. ALABAMA ST., 11/07/18
FGM:	1(2X) LAST VS. SOUTHERN, 11/11/18
FGA:	6 VS. ALABAMA ST., 11/07/18
FTM:	1 VS. ALABAMA ST., 11/07/18
FTA:	2 VS. ALABAMA ST., 11/07/18
3FGM:	1 VS. ALABAMA ST., 11/07/18
3FGA:	2 VS. ALABAMA ST., 11/07/18
O-REBOUNDS:	2 VS. ALABAMA ST., 11/07/18
D-REBOUNDS:	2 VS. ALABAMA ST., 11/07/18
TOTAL REBOUNDS:	4 VS. ALABAMA ST., 11/07/18
ASSISTS:	1(2X) LAST VS. HIGH POINT, 11/18/18
BLOCKS:	-
STEALS:	3 VS. ALABAMA ST., 11/07/18
MINUTES:	8 VS. MSU, 11/28/19

CAREER STATS

Year	GP-GS	MIN	FG-FGA	PCT	3FG-FGA	PCT	FT-FTA	PCT	OFF-DEF	TOT-AVG	PF-FO	A	TO	BLK	ST	PTS-AVG
2017-18	15-0	109-7.3	10-26	.385	0-4	.000	4-4	1.000	1-6	7-0.5	13-0	4	15	1	3	24-1.6
2018-19	7-0	32-4.6	2-12	.167	1-2	.500	1-2	.500	4-4	8-1.1	6-0	2	4	0	4	6-0.9
TOTAL	22-0	141-6.4	12-38	.316	1-6	.167	5-6	.833	5-10	15-0.7	19-0	6	19	1	7	30-1.4



a sophomore, earning South Carolina Basketball Coaches Association All-State and All-Region honors ... Strong shooter that hit 41 percent from the field as a sophomore and 45 percent from the field as a junior ... Also played for Lower Richland’s varsity team as a freshman and eighth grader, averaging 6.4 points, 2.5 steals and 2.3 assists per game as a freshman and 4.3 points, 1.6 steals and 1.6 assists per game as an eighth grader ... Named a 2017 McDonald’s All-America nominee ... Was a four-star prospect according to ProspectsNation.com and three-star guard by ESPN.com ... Tabbed as the 87th best prospect overall and 22nd best guard in the class by ProspectsNation.com and the 23rd best guard by ESPN.com ... Played on the AAU circuit for Arne Morris and the Carolina Flames ... Participated in 2016 USA Basketball Women’s U17 World Championship Team Trials ... Also played tennis and ran track in high school ... Very active outside of sports as a member of the student council, Fellowship of Christian Athletes, National Honor Society, National Technical Honor Society and Future Business Leaders of America ... Was tabbed a high school scholar and Urban League academic honoree ... Won her high school poetry contest in honor of Black History Month.

PERSONAL

Place of Birth: Hopkins, S.C. ... Parent(s): Kendrick Roach, Sr. and Yolande Roach ... Siblings: One brother, Kendrick Roach, Jr. ... Major: Kinesiology and Health Promotion ... Shooting Hand: Right ... Father, Kendrick, ran track at Clemson and brother, Kendrick, Jr., played football at Charleston Southern.

GAME-BY-GAME STATS

(Freshman - 2017-18)

Opponent	Min	FG-A	3PT-A	FT-A	O-D-T	PF	A	TO	BS	ST	PTS
Sacramento St.	16	1-5	0-0	4-4	1-1-2	0	3	2	1	1	6
Gardner-Webb	9	2-2	0-0	0-0	0-2-2	1	0	2	0	0	4
at Montana	4	0-0	0-0	0-0	0-0-0	1	0	0	0	0	0
at Washington St.	DNP										
Morehead St.	14	1-3	0-0	0-0	0-0-0	2	0	1	0	0	2
Marshall	6	0-0	0-0	0-0	0-1-1	0	1	0	0	0	0
at Baylor	DNP										
Tennessee Tech	14	1-6	0-2	0-0	0-2-2	3	0	1	0	1	2
Evansville	11	2-3	0-0	0-0	0-0-0	2	0	0	0	1	4
at FGCU	DNP										
at Miami (Fla.)	15	2-4	0-1	0-0	0-0-0	0	0	4	0	0	4
Louisville	DNP										
California	8	0-1	0-0	0-0	0-0-0	1	0	0	0	0	0
at MTSU	1	0-0	0-0	0-0	0-0-0	1	0	0	0	0	0
Tennessee	DNP										
at TAMU	DNP										
Georgia	DNP										
at Florida	DNP										
at Vanderbilt	4	1-1	0-0	0-0	0-0-0	0	0	2	0	0	2
South Carolina	DNP										
Alabama	2	0-0	0-0	0-0	0-0-0	0	0	0	0	0	0
at Arkansas	DNP										
Auburn	2	0-0	0-0	0-0	0-0-0	1	0	1	0	0	0
LSU	DNP										
at Missouri	DNP										
at Mississippi St.	DNP										
Arkansas	2	0-0	0-0	0-0	0-0-0	1	0	0	0	0	0
at South Carolina	DNP										
at Ole Miss	DNP										
Mississippi St.	1	0-0	0-0	0-0	0-0-0	0	0	1	0	0	0
vs. Alabama	DNP										
vs. Miss. State	DNP										

(Sophomore - 2018-19)

Opponent	Min	FG-A	3PT-A	FT-A	O-D-T	PF	A	TO	BS	ST	PTS
Alabama State	6	1-6	1-2	1-2	2-2-4	1	1	1	0	3	4
Southern	5	1-1	0-0	0-0	0-1-1	0	0	0	0	0	2
Virginia	DNP										
Hight Point	7	0-1	0-0	0-0	0-1-1	3	1	0	0	1	0
vs. USF	2	0-0	0-0	0-0	0-0-0	0	0	0	0	0	0
vs. UCLA	DNP										
vs. UNC	DNP										
Morehead St.	8	0-3	0-0	0-0	1-0-1	1	0	3	0	0	0
Rhode Island	3	0-1	0-0	0-0	1-0-1	0	0	0	0	0	0
at Louisville	DNP										
MTSU	1	0-0	0-0	0-0	0-0-0	1	0	0	0	0	0
W. Carolina											
Murray St.											
Sacred Heart											
Vanderbilt											
at Miss. St.											
at Tennessee											
Ole Miss											
at LSU											
Missouri											
at Texas A&M											
S. Carolina											
Florida											
at Auburn											
at Alabama											
Arkansas											
at S. Carolina											
LSU											
Texas A&M											
at Georgia											

EXTRA STATS ...

	18-19	Career		18-19	Career
Scored 10+ Points	-	-	2+ Steals	-	-
Scored 15+ Points	-	-	Led UK in Scoring	-	-
Scored 20+ Points	-	-	Led UK in Rebounds	-	-
Made 3+ 3FG	-	-	Led UK in Assists	-	1
Double-figure Rebs	-	-	Led UK in Steals	-	1
Double-doubles	-	-	Led UK in Blocks	-	1
3+ Assists	-	1			



JAIDA ROPER

#32 • GUARD • JR • 5-6

MEMPHIS, TENN./HOUSTON HS

GENERAL

Very athletic and fast guard who contributed right away in her first year on campus ... Loves to push the tempo and play in transition ... Always looking for the open teammate, but can score as well ... Incredible interior passer ... One of the more vocal players on the team that is a big/fun personality in the locker room.

- SEC Academic Honor Roll (2017, 2018)

2018-19 (JUNIOR)

Saw 19 minutes in the exhibition vs. LMU with four points, five assists and two steals... Led Kentucky in assists (6) in season opener vs. Alabama State, scored eight points and four steals in 22 minutes... Charted two assists, two defensive rebounds and eight points vs. Southern, shot 3 of 6 from the field and recorded two 3s... Shined in third game of season vs. Virginia for the energy she brought on defense, scored 11 points on 4 of 7 from the field and a 3, and led UK with three assists... Roper played 23 minutes vs. High Point, recorded three points on a 3, saw two assists, a rebound and her first block of the season... Played 24 minutes vs. USF in first game of Paradise Jam, scored 13 points on 5-of-9 shooting and two 3s, found three rebounds and two assists... In second game of Paradise Jam vs. UCLA she went 3 of 4 from long range for nine points... Went 4 of 5 from the line in the three-day tournament... Tied her career high in points scored with 14, aided by her 10 of 10 from the charity line, saw season-high four boards, also posted two steals and an assist... Roper played 20 minutes vs. Rhode Island, charted four points on four good free throws, saw three rebounds and three assists... Played 11 minutes at Louisville, posted five points, including a 3, found two defensive boards... Scored six points, charted one rebound and an assist in 17 minutes played vs. MTSU.

2017-18 (SOPHOMORE)

Played in 30 games with two starts ... Averaged 17.9 minutes per game ... Posted 4.9 points per game and finished second on the team with 57 assists during the year ... Hit 36.6 percent from long range ... Scored 10 or more points in six games ... Led Kentucky in rebounding once with a career-high six rebounds at Florida ... Paced the Wildcats in assists seven times and in steals



@jkr_



@jaida_roper



CAREER HIGHS

POINTS:	14(2x) LAST VS. MSU, 11/28/17
FGM:	5(4x) LAST VS. USF, 11/22/17
FGA:	10(2x) LAST VS. CAL, 12/21/17
FTM:	10 VS. MSU, 11/28/18
FTA:	10 VS. MSU, 11/28/18
3FGM:	3(2x) LAST VS. UCLA, 11/23/17
3FGA:	5 AT MONTANA, 11/16/17
O-REBOUNDS:	3 VS. RHODE ISLAND, 12/06/18
D-REBOUNDS:	5(2x) LAST AT FLORIDA, 01/11/18
TOTAL REBOUNDS:	6 AT FLORIDA, 01/11/18
ASSISTS:	6(3x) LAST VS. ALABAMA ST., 11/07/18
BLOCKS:	2 VS. MARSHALL, 11/26/17
STEALS:	2(2x) LAST VS. CAL, 12/21/17
MINUTES:	32 VS. GEORGIA, 01/07/18

SEASON HIGHS

POINTS:	14 VS. MSU, 11/28/18
FGM:	5 VS. USF, 11/22/18
FGA:	9 VS. USF, 11/22/18
FTM:	10 VS. MSU, 11/28/18
FTA:	10 VS. MSU, 11/28/18
3FGM:	3 VS. UCLA, 11/23/18
3FGA:	4(2x) LAST VS. MSU, 11/28/18
O-REBOUNDS:	3 VS. RHODE ISLAND, 12/06/18
D-REBOUNDS:	2(5x) LAST AT LOUISVILLE, 12/10/18
TOTAL REBOUNDS:	4 VS. MSU, 11/28/18
ASSISTS:	6 VS. ALABAMA ST., 11/07/18
BLOCKS:	1 VS. HIGH POINT, 11/18/18
STEALS:	4 VS. ALABAMA ST., 11/07/18
MINUTES:	26(2x) LAST VS. MSU, 11/28/18

CAREER STATS

Year	GP-GS	MIN	FG-FGA	PCT	3FG-FGA	PCT	FT-FTA	PCT	OFF-DEF	TOT-AVG	PF-FO	A	TO	BLK	ST	PTS-AVG
2016-17	32-2	385-12.0	28-88	.318	10-32	.313	17-21	.810	11-18	29-0.9	35-0	39	29	1	12	83-2.6
2017-18	30-2	538-17.9	49-135	.363	15-41	.366	33-50	.660	10-45	55-1.8	49-1	57	46	7	16	146-4.9
2018-19	11-0	223-20.3	26-62	.419	12-25	.480	23-27	.852	7-13	20-1.8	22-0	21	14	1	8	87-7.9
TOTAL	73-4	1146-15.7	103-285	.361	37-98	.378	73-98	.745	28-76	104-1.4	106-1	117	89	9	36	316-4.3



four times ... Set career highs during the season in points scored, field-goals made, free-throws made, 3-pointers made, offensive rebounds, defensive rebounds, total rebounds, assists, blocks, steals and minutes ... Started the season by setting back-to-back-to-back career-high scoring performances with nine points against Sacramento State and 10 points vs. Gardner-Webb before 14 at Montana ... Added five rebounds and three assists against Montana ... Dished out five assists against Marshall with five rebounds ... Had back-to-back games with six assists against Tennessee Tech and Evansville adding 10 points against the Aces with two rebounds ... Had two or more assists in 18 games ... Played a career-high 32 minutes vs. Georgia with eight points.

2016-17 (FRESHMAN)

Played in 32 of the team's 33 games with two starts ... Averaged 12.0 minutes per game, 2.6 points per game and 1.2 assists per game with 12 steals ... First career start came against Radford when she played a season-best 25 minutes, scoring two points with four assists ... Also started against Washington State ... Showed her ability as an interior passer with three or more assists in five games, while leading Kentucky in assists three times ... Career-high eight points against Georgia, going 2-for-3 from long range with one assist ... Followed that performance with six points against Arkansas, hitting two 3s ... Scored seven points four times, including seven points and five assists against Ole Miss and seven points and four assists against Georgia ... Had a season-best six assists against New Hampshire.

HIGH SCHOOL

A four-star prospect according to ProspectsNation.com and three-star guard according to ESPN.com ... Earned high praise for her performance in the 2015 EBA Super 64 Camp, as ProspectsNation.com listed her strengths as slasher, distributor and coachable ... Played in the Basketball Coach Association of Tennessee East-West All-Star game in 2016 ... Shined in her team's 15-AAA championship game last season, scoring 22 points to earn the tournament most valuable player award ... Scored over 1,500 career points for Houston High School under head coach Chad Becker ... Averaged 13.2 points per game, 5.2 assists per game, 4.1 rebounds per game and 2.8 steals per game her senior season ... The Commercial Appeal Best of Preps Class AAA honors fourth straight seasons ... Helped Houston High School to several championships ... As a sophomore, she led the team to the Division I Class AAA State Tournament, where she posted a team-high nine points in the team's loss to Blackman ... Was named the district most valuable player as a sophomore as Houston High finished with a 26-8 record and won a district and regional championship ... Was one of 17 Class AAA players to be named to the Tennessee Sports Writers Association All-State Team her sophomore year ... Averaged 17.8 points per game, 5.7 assists per game, 3.9 steals per game and 3.6 rebounds per game, shooting 40 percent from 3-point land as a sophomore Was named to the all-region tournament team her junior and sophomore seasons.

PERSONAL

Place of Birth: Chicago, Ill. ... Parent(s): John and Kina Roper ... Siblings: One brother (John) ... Major: Psychology ... Shooting Hand: Right

GAME-BY-GAME STATS

(Freshman - 2016-17)												
Opponent	Min	FG-A	3PT-A	FT-A	O-D-T	PF	A	TO	BS	ST	PTS	
Miami (Fla.)	4	0-0	0-0	0-0	0-0-0	0	1	1	0	0	0	
Albany	14	0-2	0-0	0-0	0-0-0	1	1	1	0	1	0	
New Hampshire	21	1-5	0-0	0-0	0-1-1	0	6	1	0	0	2	
at Colorado	10	1-3	0-1	2-2	0-1-1	2	0	3	0	0	4	
MSU	9	0-2	0-0	2-4	0-0-0	1	0	3	0	0	2	
Samford	4	0-0	0-0	0-0	0-0-0	1	0	0	0	0	0	
Oklahoma	2	0-0	0-0	0-0	0-0-0	0	0	0	0	0	0	
at Louisville	DNP											
MTSU	18	2-3	0-0	3-4	1-2-3	1	3	1	0	0	7	
Arizona St.	5	0-1	0-0	0-0	0-0-0	0	0	0	0	1	0	
Radford	25	1-5	0-2	0-0	0-1-1	1	4	2	0	2	2	
Washington St.	16	0-0	0-0	0-0	0-0-0	2	1	2	0	1	0	
at Duke	6	1-2	0-1	0-0	0-0-0	1	0	0	0	1	2	
at Tennessee	9	1-3	0-1	0-0	0-0-0	2	1	1	0	0	2	
Mizzou	21	2-7	1-3	0-0	1-2-3	1	2	1	0	0	5	
TAMU	11	1-3	0-1	0-0	1-0-1	0	0	2	0	1	2	
at Alabama	16	1-6	0-2	0-0	1-1-2	2	1	0	0	0	2	
Georgia	24	2-4	1-1	2-2	0-2-2	2	4	1	0	0	7	
at LSU	16	2-5	1-2	0-0	3-0-3	0	1	3	0	0	5	
at Auburn	9	0-2	0-2	0-0	0-1-1	1	1	3	0	0	0	
Ole Miss	18	2-4	1-1	2-2	1-0-1	4	5	1	0	0	7	
at Missouri	16	2-4	1-2	2-2	2-1-3	2	0	0	0	1	7	
USC	13	0-1	0-1	1-2	0-1-1	1	1	1	0	1	1	
Vandy	10	0-4	0-2	0-0	0-0-0	0	0	0	0	1	2	
at Georgia	14	3-5	2-3	0-0	0-1-1	0	1	0	0	0	8	
at Arkansas	7	2-2	2-2	0-0	0-0-0	0	0	0	0	0	6	
Florida	12	1-2	1-1	2-2	0-0-0	3	0	1	0	0	5	
Miss. St.	17	2-6	0-1	0-0	1-2-3	2	1	1	0	0	4	
at USC	9	1-4	0-1	1-1	0-0-0	1	1	0	0	0	3	
vs. Alabama	6	0-1	0-0	0-0	0-0-0	1	0	0	0	0	0	
vs. USC	15	0-1	0-1	0-0	0-1-1	1	2	0	0	1	0	
Belmont	5	0-0	0-0	0-0	0-1-1	1	1	0	0	0	0	
Ohio State	3	0-1	0-1	0-0	0-0-0	1	1	0	0	0	0	

(Sophomore - 2017-18)												
Opponent	Min	FG-A	3PT-A	FT-A	O-D-T	PF	A	TO	BS	ST	PTS	
Sacramento St.	21	3-6	1-2	2-2	2-0-2	2	3	1	1	0	9	
Gardner-Webb	25	5-5	0-0	0-0	0-1-1	3	2	0	0	0	10	
at Montana	26	5-10	1-5	3-3	1-4-5	1	3	3	0	1	14	
at Washington St.	21	1-6	0-1	2-3	2-1-3	1	2	2	1	0	4	
Morehead St.	25	3-6	0-1	4-7	0-2-2	4	3	2	0	1	10	
Marshall	22	0-5	0-1	1-2	0-5-0	0	5	1	2	0	1	
at Baylor	24	4-7	3-4	1-4	0-0-0	0	1	1	0	1	12	
Tennessee Tech	24	1-5	1-3	4-6	1-3-4	3	6	2	1	1	7	
Evansville	23	4-8	0-1	2-5	1-1-2	3	6	1	1	1	10	
at FGCU	29	5-8	1-1	0-0	1-3-4	3	2	5	0	2	11	
at Miami (Fla.)	DNP											
Louisville	24	3-5	1-2	2-2	0-1-1	2	2	3	0	0	9	
California	25	2-10	1-2	1-2	0-1-1	2	2	3	0	2	6	
at Middle Tenn.	21	1-3	1-2	1-2	0-1-1	1	1	3	0	1	4	
Tennessee	32	2-7	1-4	0-0	0-4-4	4	2	2	0	1	5	
at TAMU	5	1-3	1-1	0-0	0-0-0	2	1	0	0	0	3	
Georgia	32	2-6	0-1	4-4	0-4-4	5	0	2	0	1	8	
at Florida	24	1-7	1-2	0-0	1-5-6	1	1	2	0	0	3	
at Vanderbilt	18	0-4	0-0	3-4	0-2-2	0	2	1	0	1	3	
South Carolina	12	1-1	0-0	0-0	0-0-0	1	3	1	0	0	2	
Alabama	12	1-3	0-1	0-0	0-0-0	0	2	3	0	1	2	
at Arkansas	14	1-2	0-0	3-4	0-2-2	2	2	1	0	1	5	
Auburn	7	0-2	0-0	0-0	0-0-0	0	2	0	0	1	0	
LSU	DNP											
at Missouri	8	0-2	0-1	0-0	0-0-0	0	0	0	0	0	0	
at Mississippi St.	11	1-1	1-1	0-0	1-1-2	2	2	1	0	0	3	
Arkansas	13	1-4	0-1	0-0	0-1-1	1	1	0	0	0	2	
at South Carolina	6	0-0	0-0	0-0	0-2-2	1	1	3	0	0	0	
at Ole Miss	6	0-1	0-0	0-0	0-1-1	1	0	2	1	0	0	
Mississippi St.	5	0-1	0-1	0-0	0-0-0	0	0	1	0	0	0	
vs. Alabama	14	0-2	0-0	0-0	0-0-0	2	0	0	0	0	0	
vs. Miss. State	9	1-5	1-3	0-0	0-0-0	2	0	0	0	0	3	

(Junior - 2018-19)												
Opponent	Min	FG-A	3PT-A	FT-A	O-D-T	PF	A	TO	BS	ST	PTS	
Alabama State	22	3-6	1-3	1-2	1-2-3	0	6	2	0	4	8	
Southern	18	3-6	2-3	0-0	0-2-2	1	2	0	0	0	8	
Virginia	19	4-7	1-2	2-2	0-0-0	1	3	1	0	0	11	
Hight Point	23	1-6	1-2	0-0	0-1-1	1	2	2	1	0	3	
vs. USF	24	5-9	2-3	1-1	1-2-3	2	2	0	0	0	13	
vs. UCLA	26	3-5	3-4	0-0	0-0-0	4	1	0	0	1	9	
vs. UNC	17	1-4	1-2	3-4	0-1-1	4	0	1	0	1	6	
Morehead St.	26	2-8	0-4	10-10	2-2-4	3	1	3	0	2	14	
Rhode Island	20	0-5	0-0	4-5	3-0-3	1	3	0	0	0	4	
at Louisville	11	2-3	1-2	0-1	0-2-2	3	0	1	0	0	5	
MTSU	17	2-3	0-0	2-2	0-1-1	2	1	4	0	0	6	
W. Carolina												
Murray St.												
Sacred Heart												
Vanderbilt												
at Miss. St.												
at Tennessee												
Ole Miss												
at LSU												
Missouri												
at Texas A&M												
S. Carolina												
Florida												
at Auburn												
at Alabama												
Arkansas												
at S. Carolina												
LSU												
Texas A&M												
at Georgia												

EXTRA STATS ...

	18-19	Career		18-19	Career
Scored 10+ Points	3	9	2+ Steals	2	5
Scored 15+ Points	-	-	Led UK in Scoring	-	-
Scored 20+ Points	-	-	Led UK in Rebounds	-	1
Made 3+ 3FG	1	2	Led UK in Assists	2	12
Double-figure Rebs	-	-	Led UK in Steals	-	5
Double-doubles	-	-	Led UK in Blocks	-	4
3+ Assists	2	11			





TATYANA WYATT

#14 • FORWARD • SO • 6-2

COLUMBUS, GA./COLUMBUS HS

GENERAL

Explosive athlete that was a star volleyball player and won a volleyball and basketball state championship in high school ... Very versatile player that can play outside the post and is very physical when she plays in the post ... Won a state championship in basketball her senior year by hitting a 3 late in overtime coming out of the post position ... Chose Kentucky over Georgetown, Vanderbilt and North Carolina.

- SEC Academic Honor Roll (2018)

2018-19 (SOPHOMORE)

Played well in the exhibition vs. LMU with 16 points on 6-of-10 shooting with eight offensive rebounds and three blocks... Saw 17 minutes in season opener vs. Alabama State, scoring four points and six rebounds... Led the team in rebounds, four offensive and one defensive, and posted eight points shooting 4 of 6 from the charity line... Played 22 minutes vs. Virginia, scored five points, including a 3, saw four rebounds, two steals and one block ... Missed the HPU game with a foot injury and is listed day-to-day... Missed the second game of the Paradise Jam vs. UCLA because of soreness... Played 22 minutes vs. UNC in final game of Paradise Jam, scored seven points on 3-of-5 shooting... Saw three rebounds in 13 minutes played vs. Morehead State... Played 26 minutes vs. Rhode Island, logged four rebounds, four points and two steals... Scored seven points in 24 minutes at Louisville on 2-of-3 shooting, including a 3 and 2 of 2 from the line, posted a rebound and two assists... Played 23 minutes vs. MTSU, scored eight points on 2-of-5 shooting from the field, including a 3, charted five rebounds.

2017-18 (FRESHMAN)

Missed eight games due to injury during the season but played in 24 games with four starts throughout the season ... Averaged 6.6 points and 3.5 rebounds per game ... Shot 42.2 percent from the field and 32.6 percent from long range hitting 15 3-pointers ... Scored 10 or more points seven times leading Kentucky in scoring once ... Led UK in rebounding four times, in steals once and in blocks twice ... Had five or more rebounds seven times Started the year with 13 points on 5-of-6 shooting against Sacrament State ... Had 12 points against Tennessee Tech with



@tot_tot14



CAREER HIGHS

POINTS:	20 vs. EVANSVILLE, 12/05/17
FGM:	8 vs. EVANSVILLE, 12/05/17
FGA:	12 AT FGCU, 12/08/17
FTM:	4(3x) LAST vs. SOUTHERN, 11/11/18
FTA:	8 vs. MTSU, 12/15/18
3FGM:	3 vs. ARKANSAS, 02/15/18
3FGA:	4 AT MIAMI, 12/10/17
O-REBOUNDS:	8 vs. EVANSVILLE, 12/05/17
D-REBOUNDS:	6 AT FLORIDA, 01/11/18
TOTAL REBOUNDS:	10 vs. EVANSVILLE, 12/05/17
ASSISTS:	2(2x) LAST AT LOUISVILLE, 12/10/18
BLOCKS:	3 vs. TENNESSEE TECH, 12/03/17
STEALS:	2(3x) LAST vs. RHODE ISLAND, 12/06/18
MINUTES:	33 AT FLORIDA, 01/11/18

SEASON HIGHS

POINTS:	8(2x) LAST vs. MTSU, 12/15/18
FGM:	3 vs. UNC, 11/24/18
FGA:	11 vs. VIRGINIA, 11/15/18
FTM:	4 vs. SOUTHERN, 11/11/18
FTA:	8 vs. MTSU, 12/15/18
3FGM:	1(3x) LAST vs. MTSU, 12/15/18
3FGA:	3 vs. VIRGINIA, 11/15/18
O-REBOUNDS:	4(2x) LAST vs. SOUTHERN, 11/11/18
D-REBOUNDS:	4 vs. USF, 11/22/18
TOTAL REBOUNDS:	6 vs. ALABAMA ST., 11/07/18
ASSISTS:	2 AT LOUISVILLE, 12/10/18
BLOCKS:	1 vs. VIRGINIA, 11/15/18
STEALS:	2(3x) LAST vs. RHODE ISLAND, 12/06/18
MINUTES:	26 vs. RHODE ISLAND, 12/06/18

CAREER STATS

Year	GP-GS	MIN	FG-FGA	PCT	3FG-FGA	PCT	FT-FTA	PCT	OFF-DEF	TOT-AVG	PF-FO	A	TO	BLK	ST	PTS-AVG
2017-18	24-4	404-16.8	57-135	.422	15-46	.326	30-43	.698	35-48	83-3.5	49-1	7	21	8	8	159-6.6
2018-19	10-10	190-19.0	15-53	.283	3-10	.300	14-27	.519	17-18	35-3.5	26-1	2	9	1	8	47-4.7
TOTAL	34-14	594-17.5	72-188	.383	18-56	.321	44-70	.629	52-66	118-3.5	75-2	9	30	9	16	206-6.1



three blocks and two assists ... Recorded her first career double-double against Evansville with 20 points and 10 rebounds, which was the first 20-10 game of the year for UK ... Had 11 points in her first career start at FGCU ... Made her third career start at Florida, adding six points and a career-high six defensive rebounds ... Came off the bench to score 11 points and hit a season-best three 3s against Arkansas with all three 3s coming in the second half after the Razor-backs had tied the game ... Hit a 3 in 11 games and scored at least one point in every game she played but one.

HIGH SCHOOL

A four-year starter for the Columbus High School, leading the Blue Devils to four straight 20-win seasons ... Scored 27 points and hit a buzzer-beating 3 to lift Columbus to the Class AAAA State Championship as a senior ... Averaged 22.2 points per game, 6.7 rebounds per game, 1.0 assists per game, 2.0 steals per game and 1.6 blocks per game as a senior to earn Region 1-4A Player of the Year and all-state by the Atlanta Journal-Constitution ... Earned the Sue Walton Outstanding Athlete of the Year Award at the 2017 Sportsvisions Female Athletes of the Year banquet ... Helped Columbus High School make the state quarterfinals last season, averaging over 20 points per game with 8.9 rebounds, 1.7 steals and 1.3 blocks per game, hitting an impressive 49% from the field ... Hit 48% from the field as a sophomore, averaging 18.8 points, 6.3 rebounds, 1.8 steals and 2.3 blocks ... Was a key player on Columbus High School's state runner-up team as a freshman, averaging 11.2 points, 4.5 rebounds and 1.0 blocks per game ... Was named Georgia Sportswriters Association Class AAAA Second-Team All-State as a junior ... All-around athlete that was a star volleyball player at Columbus High School, where she had over 1,000 career kills leading the team to a state championship title her junior year, state runner-up title her sophomore season and a state semifinal appearance her senior season ... Named a 2017 McDonald's All-America nominee ... A skilled post player that is ranked as the 63rd overall player in this class and 12th best forward by ProspectsNation.com ... A three-star prospect by ESPN.com ... Played AAU for FBC under head coach Alfred Motton ... Stellar volleyball career letting all four years as an outside hitter helping her team win multiple state championships ... Was a member of the National Honor Society and Spanish Honor Society ... Was named to her high school's honor roll.

PERSONAL

Place of Birth: Columbus, Ga. ... Parent(s): Tim and Nancy Wyatt ... Siblings: Two brothers, Quintavius Wyatt and Tim Wyatt, Jr., and one sister, Cierra Stokes ... Brother, Quintavius played basketball at Concordia College ... Major: Psychology ... Shooting Hand: Right

GAME-BY-GAME STATS

(Freshman - 2017-18)												
Opponent	Min	FG-A	3PT-A	FT-A	O-D-T	PF	A	TO	BS	ST	PTS	
Sacramento St.	15	5-6	1-2	2-3	0-2-2	2	0	1	0	1	13	
Gardner-Webb	DNP											
at Montana	DNP											
at Washington St.	DNP											
Morehead St.	DNP											
Marshall	DNP											
at Baylor	13	1-7	1-3	0-2	3-1-4	4	0	2	0	0	3	
Tennessee Tech	16	6-9	0-1	0-1	2-1-3	3	2	2	3	0	12	
Evansville	19	8-11	1-2	3-4	8-2-10	0	0	2	1	1	20	
at FGCU	20*	5-12	0-2	1-1	5-3-8	4	1	4	1	1	11	
at Miami (Fla.)	20*	2-8	2-4	0-0	1-1-2	2	0	1	0	0	6	
Louisville	19	3-6	1-2	3-4	0-2-2	2	0	0	0	0	10	
California	23	3-7	2-3	2-2	4-2-6	4	1	1	0	1	10	
at Middle Tenn.	22	2-4	1-3	4-4	0-2-2	3	1	2	1	0	9	
Tennessee	18	2-5	0-1	0-0	1-5-6	0	0	0	0	1	4	
at TAMU	12	2-2	0-0	2-2	0-1-1	1	0	0	0	0	6	
Georgia	10	0-4	0-0	2-4	0-1-1	1	0	1	1	0	2	
at Florida	33*	3-11	0-2	0-0	0-6-6	2	0	2	0	0	6	
at Vanderbilt	18*	1-8	0-1	0-0	0-4-4	5	0	1	0	1	2	
South Carolina	DNP											
Alabama	DNP											
at Arkansas	DNP											
Auburn	1	0-0	0-0	0-0	0-1-1	0	0	0	0	0	0	
LSU	8	1-1	0-0	0-0	1-2-3	2	1	0	0	0	2	
at Missouri	18	1-3	1-3	3-3	1-0-1	4	0	0	0	1	6	
at Mississippi St.	16	1-5	0-2	1-2	4-3-7	3	0	0	0	0	3	
Arkansas	17	3-5	3-5	2-2	0-2-2	0	1	1	0	0	11	
at South Carolina	21	2-7	0-5	4-5	3-2-5	1	0	1	0	0	8	
at Ole Miss	21	3-5	1-1	1-4	1-0-1	3	0	0	0	1	8	
Mississippi St.	9	1-3	0-1	0-0	1-2-3	0	0	0	0	0	2	
vs. Alabama	16	1-5	0-2	0-0	0-1-1	1	0	0	1	0	2	
vs. Miss. State	19	1-1	1-1	0-0	0-2-2	2	0	0	0	0	3	

(Sophomore - 2018-19)												
Opponent	Min	FG-A	3PT-A	FT-A	O-D-T	PF	A	TO	BS	ST	PTS	
Alabama State	17	1-7	0-1	2-2	4-2-6	2	0	2	0	0	4	
Southern	23	2-6	0-0	4-6	4-1-5	2	0	1	0	2	8	
Virginia	22	2-11	1-3	0-0	3-1-4	2	0	0	1	2	5	
Hight Point	DNP											
vs. USF	19	2-9	0-2	0-0	1-4-5	3	0	1	0	1	4	
vs. UCLA	1	0-0	0-0	0-0	0-0-0	0	0	0	0	0	0	
vs. UNC	22	3-5	0-0	1-4	0-2-2	3	0	0	0	0	7	
Morehead St.	13	0-2	0-0	0-2	1-2-3	3	0	0	0	0	0	
Rhode Island	26	1-5	0-0	2-3	1-3-4	4	0	2	0	2	4	
at Louisville	24	2-3	1-2	2-2	1-0-1	5	2	3	0	0	7	
MTSU	23	2-5	1-2	3-8	2-3-5	2	0	0	0	0	8	
W. Carolina												
Murray St.												
Sacred Heart												
Vanderbilt												
at Miss. St.												
at Tennessee												
Ole Miss												
at LSU												
Missouri												
at Texas A&M												
S. Carolina												
Florida												
at Auburn												
at Alabama												
Arkansas												
at S. Carolina												
LSU												
Texas A&M												
at Georgia												

EXTRA STATS ...

	18-19	Career		18-19	Career
Scored 10+ Points	-	7	2+ Steals	3	3
Scored 15+ Points	-	1	Led UK in Scoring	-	1
Scored 20+ Points	-	1	Led UK in Rebounds	1	5
Made 3+ 3FG	-	1	Led UK in Assists	-	-
Double-figure Rebs	-	1	Led UK in Steals	-	1
Double-doubles	-	1	Led UK in Blocks	-	2
3+ Assists	-	-			





2018-19 GAME REVIEWS

EXH

KENTUCKY 101, LINCOLN MEMORIAL 64 - FINAL

Nov. 2, 2018 • Lexington, Ky. (Memorial Coliseum)



Official Basketball Box Score - Game Totals - Final Statistics
Lincoln Memorial vs Kentucky
11/02/18 7:02pm at Memorial Coliseum, Lexington, Ky.



Lincoln Memorial 64

#	Player	Total		3-Ptr		Rebounds		PF	TP	A	T	Blk	Stl	Min
		FG	FGA	FG	FTA	Off	Def							
34	Jachimczuk, Maggie	5	7	0	0	2	1	3	4	10	3	0	0	17
12	Duggins, Sydney	2	7	1	5	1	5	6	0	5	5	6	0	37
21	Griffith, Emily	4	12	0	1	3	7	10	5	9	7	0	0	30
24	Griffith, Rachel	9	12	5	6	3	0	2	26	4	6	0	1	39
35	Proffitt, Lindsay	2	4	2	3	0	0	0	1	0	1	1	1	26
40	Kiser, Lexi	2	4	1	1	0	0	2	2	2	5	0	0	13
10	Marsh, Brianna	1	7	1	2	0	1	0	2	3	0	0	0	15
14	Kirkpatrick, Addi	0	6	0	0	2	2	4	6	3	0	0	0	23
Team														
Totals		25	59	10	17	4	6	16	23	39	20	64	15	31
1st FG %: 5-14 35.7%		2nd: 9-16 56.3%		3rd: 7-14 50.0%		4th: 4-15 26.7%		Game: 25-59 42.4%		Deadball		Rebounds		
3FG %: 2-3 66.7%		4-5 80.0%		1-1 100.0%		1-1 100.0%		4-6 66.7%		2,1				
FT %: 0-0 0.0%		1-1 100.0%												

Kentucky 101

#	Player	Total		3-Ptr		Rebounds		PF	TP	A	T	Blk	Stl	Min
		FG	FGA	FG	FTA	Off	Def							
03	McKinney, KeKe	4	6	1	1	3	1	4	4	9	2	2	0	15
14	Wyatt, Tatyana	6	10	0	0	8	1	9	3	16	0	0	3	20
04	Morris, Maci	5	14	1	5	0	0	11	4	2	1	1	1	26
10	Howard, Rhyne	5	13	3	7	2	2	3	5	15	5	0	2	37
24	Murray, Taylor	5	6	1	2	1	1	2	14	6	0	1	4	22
00	Halsel, LaShae	0	0	0	0	0	0	0	0	1	0	0	0	3
05	Green, Blair	8	17	0	3	1	1	3	4	0	17	1	1	23
12	Paschal, Amanda	4	5	0	1	1	0	0	8	1	0	0	0	18
21	Anyagallo, Ogechi	2	4	0	0	1	2	4	5	5	1	1	4	17
23	Roach, Kameron	1	4	0	1	0	1	0	1	2	0	0	0	10
32	Roper, Jaide	1	5	0	3	2	2	0	2	4	5	1	0	2
Team														
Totals		41	84	6	23	13	22	24	16	40	16	10	1	200
1st FG %: 10-22 45.5%		2nd: 8-22 36.4%		3rd: 14-24 58.3%		4th: 9-16 56.3%		Game: 41-84 48.8%		Deadball		Rebounds		
3FG %: 3-8 37.5%		2-7 28.6%		1-5 20.0%		0-3 0.0%		6-23 26.1%		13-22 59.1%		4,2		
FT %: 4-6 66.7%		2-3 66.7%												

Officials: Tina Napier, Gina Cross, Carmen Portorreal
Technical fouls: Lincoln Memorial-None. Kentucky-None.
Attendance: 1203

Score by periods	1st	2nd	3rd	4th	Total
Lincoln Memorial	12	23	18	11	64
Kentucky	27	23	31	20	101

Last FG - LMU 4th-01:05, UK 4th-00:59.
Largest lead - LMU by 6 1st-07:04, UK by 37 4th-06:29.
LMU led for 04:14, UK led for 34:35. Game was tied for 00:53.

Score tied - 1 time.
Lead changed - 1 time.

Notables: Kentucky dominated in his exhibition by forcing 31 turnovers and scoring 41 points off those miscues ... Freshman Blair Green led Kentucky with 17 points while sophomore Tatyana Wyatt had 16 and fellow freshman Rhyne Howard had 15 points and hit three 3s ... Wyatt was UK's leading rebounder with eight offensive boards which would have been a career high ... UK had five players score in double figures.

2

KENTUCKY 91, SOUTHERN 41 - FINAL

Nov. 11, 2018 • Lexington, Ky. (Memorial Coliseum)



Official Basketball Box Score - Game Totals - Final Statistics
Southern University vs Kentucky
11/11/18 7:02pm at Memorial Coliseum, Lexington, Ky.



Southern University 41 • 2-1

#	Player	Total		3-Ptr		Rebounds		PF	TP	A	T	Blk	Stl	Min
		FG	FGA	FG	FTA	Off	Def							
02	Scott, Alyric	1	4	0	1	0	1	2	2	7	3	0	0	16
22	Moore, Taneara	0	0	0	0	0	2	2	5	0	1	0	0	10
33	Blissett, Sarai	2	5	0	0	1	3	4	0	1	1	0	1	21
04	O'Bear, Skylar	3	14	2	8	0	1	2	3	1	8	2	0	35
12	Parsons, Courtney	2	4	0	1	0	1	1	3	4	1	5	0	16
03	Rose, Brittany	2	6	0	4	1	2	0	0	7	4	2	0	25
05	Charles, Danayea	0	1	0	0	4	0	3	2	4	3	4	0	14
20	Mcwain, Amani	0	0	0	0	0	0	0	1	0	0	0	0	5
24	Townner, Jaden	1	3	0	2	0	1	1	2	2	0	4	0	16
32	McGhee, Ceundra	1	4	0	0	2	2	4	2	2	0	0	1	9
35	Williams, Callain	0	4	0	1	2	2	3	0	2	0	0	0	13
42	Thompson, Briana	3	4	0	0	0	0	0	3	6	0	0	0	10
Team														
Totals		15	49	4	17	7	10	9	21	30	24	41	11	29
1st FG %: 5-11 45.5%		2nd: 1-11 9.1%		3rd: 4-11 36.4%		4th: 5-16 31.3%		Game: 15-49 30.6%		Deadball		Rebounds		
3FG %: 1-4 25.0%		0-3 0.0%		1-5 20.0%		0-3 0.0%		4-17 23.5%		7-10 70.0%		3,2		
FT %: 0-0 0.0%		0-0 0.0%		1-2 50.0%		1-2 50.0%								

Kentucky 91 • 2-0

#	Player	Total		3-Ptr		Rebounds		PF	TP	A	T	Blk	Stl	Min
		FG	FGA	FG	FTA	Off	Def							
03	McKinney, KeKe	2	4	0	1	2	0	5	5	3	1	2	3	24
14	Wyatt, Tatyana	2	6	0	0	4	1	5	2	8	0	1	0	23
04	Morris, Maci	4	7	2	4	2	0	3	3	4	12	0	1	23
10	Howard, Rhyne	9	10	7	11	2	1	3	4	1	29	4	4	1
24	Murray, Taylor	4	8	1	2	2	3	2	11	7	2	0	1	28
00	Halsel, LaShae	1	1	0	0	0	0	0	0	0	0	0	0	3
05	Green, Blair	1	9	1	4	0	1	1	4	3	1	1	0	2
12	Paschal, Amanda	1	1	0	0	3	4	0	1	1	5	4	0	18
21	Anyagallo, Ogechi	3	4	0	0	1	2	3	0	6	1	0	0	12
23	Roach, Kameron	1	2	0	0	1	1	0	1	0	0	0	0	5
32	Roper, Jaide	3	6	2	3	0	2	2	1	8	2	0	0	18
Team														
Totals		32	64	13	25	14	19	11	24	35	15	91	22	10
1st FG %: 9-17 52.9%		2nd: 8-16 50.0%		3rd: 6-15 40.0%		4th: 9-16 56.3%		Game: 32-64 50.0%		Deadball		Rebounds		
3FG %: 3-6 50.0%		3-8 37.5%		2-5 40.0%		5-6 83.3%		13-25 52.0%		14-19 73.7%		3,1		
FT %: 6-7 85.7%		4-6 66.7%		3-4 75.0%		1-2 50.0%								

Officials: Ed Sidlasky, Marcus Clayton, Jennifer Rezac
Technical fouls: Southern University-None. Kentucky-None.
Attendance: 3870

Score by periods	1st	2nd	3rd	4th	Total
Southern University	11	7	10	13	41
Kentucky	27	23	17	24	91

Last FG - SUBRW 4th-02:59, UK 4th-00:35.
Largest lead - SUBRW none, UK by 50 4th-00:35.
SUBRW led for 00:00, UK led for 39:25. Game was tied for 00:35.

Score tied - 0 times.
Lead changed - 0 times.

Notables: Kentucky shot 50 percent from the field and 52 percent from long range with 13 3-pointers ... The 13 3s made were tied for the second most 3s made in a game in program history and the first time UK has accomplished that feat since hitting 14 against Mississippi State on Jan. 8, 2012 ... Howard's seven 3-pointers in the game tied the program record for most 3s made in a game.

1

KENTUCKY 87, ALABAMA STATE 35 - FINAL

Nov. 7, 2018 • Lexington, Ky. (Memorial Coliseum)



Official Basketball Box Score - Game Totals - Final Statistics
Alabama State vs Kentucky
11/07/18 7:02pm at Memorial Coliseum, Lexington, Ky.



Alabama State 35 • 0-1

#	Player	Total		3-Ptr		Rebounds		PF	TP	A	T	Blk	Stl	Min
		FG	FGA	FG	FTA	Off	Def							
00	Emmanuel, Ayana	r	3-5	1-1	1-2	1	3	4	3	8	0	13	0	27
21	Ward, Shmya		1-4	0-0	0-0	1	5	5	0	1	1	5	0	16
19	Harvey, Victoria	c	0-0	0-0	0-0	0	2	2	0	0	0	4	0	11
03	Crawford, Jayla		1-5	0-0	0-0	1	2	3	2	2	1	3	0	20
23	Opigson, Areileatha	g	0-0	0-0	1-2	1	1	2	1	1	2	6	0	18
01	Rudolph, Tyeisha		0-3	0-1	0-0	1	0	1	2	0	0	0	0	14
02	Smith, Amari		0-1	0-0	0-0	0	0	0	0	0	1	1	0	6
18	Nelson, Alyah		1-0	0-0	0-0	0	2	2	5	0	1	1	0	17
10	Lee, Courtney		2-3	1-2	0-0	0	2	2	0	5	1	4	0	17
12	Howard, Kayuana		1-1	1-1	0-0	0	0	0	0	3	1	2	0	38
26	Berry, Kaeani		1-2	0-0	0-0	0	0	0	2	2	0	1	0	13
22	Alkerson, Taylor		2-12	1-6	0-0	1	0	1	0	5	1	2	0	21
54	Calhoun, Tatyana		2-3	0-0	1-1	1	1	4	1	5	0	0	0	10
	Team					2	2	4						
Totals			14-41	4-11	3-5	9	26	35	22	35	8	43	4	200



2018-19 GAME REVIEWS

4

KENTUCKY 71, HIGH POINT 49 - FINAL

Nov. 18, 2018 • Lexington, Ky. (Memorial Coliseum)



Official Basketball Box Score -- Game Totals -- Final Statistics
High Point vs Kentucky
 11/18/18 2:02pm at Memorial Coliseum, Lexington, Ky.



High Point 49 • 2-1

#	Player	Total	3-Ptr	Rebounds	PF	TP	A	T	Bk	Stl	Min			
		FG-FGA	FG-FGA	FT-FTA	Off	Def								
14	MORGAN, Shea	r 3-7	0-0	4-4	2	1	3	4	10	0	3	1	37	
40	VANSLOOTEN, Olivia	r 1-3	0-0	0-0	2	6	8	3	2	1	1	1	24	
6	BROWN, Camryn	g 2-12	1-8	3-4	1	0	1	3	8	4	2	0	1	29
10	BOCKRATH, Emma	g 4-16	3-7	3-4	1	5	6	3	14	2	3	0	1	33
21	EDWARDS, Lindsey	g 4-9	0-0	2-3	2	9	11	2	10	1	6	0	2	40
04	DAVIS, Bre	g 0-0	0-0	2-2	0	0	0	1	2	3	1	0	0	10
13	CURRAN, Skyler	g 0-4	0-4	0-0	1	0	1	4	0	0	3	0	0	11
23	BULL, Miya	g 1-2	0-0	1-2	0	0	0	2	3	0	0	0	1	16
	Team				3	2	5							
	Totals	15-53	4-19	15-19	12	23	35	22	49	11	19	1	7	200

1st - FG %: 3-14	21.4%	2nd: 4-14	28.6%	3rd: 3-11	27.3%	4th: 5-14	35.7%	Game: 15-53	28.3%	DeaBalls
FT %: 1-1	100%	10-12	83.3%	7-9	77.8%	2-2	100.0%	15-19	78.9%	
FT %: 1-1	0.0%	10-12	83.3%	7-9	77.8%	2-2	100.0%	15-19	78.9%	

1st FG %:	3-14	21.4%	2nd:	4-14	28.6%	3rd:	3-11	27.3%	4th:	5-14	35.7%	Game:	15-53	28.3%	Deadball
3FG %:	1-5	20.0%		3-9	33.3%		0-2	0.0%		4-19	21.1%		15-19	78.9%	Rebounds
FT %:	0-1	0.0%		10-12	83.3%		3-4	75.0%		2-2	100.0%		3-3	100.0%	1,1

Kentucky 71 • 4-0

#	Player	Total		3-Ptr		Rebounds		PF	TP	A	To	Bk	Stl	Min	
		FG	FTA	FG	FTA	Off	Def								
03	McKinney, Keke	r	2-4	1-1	1-4	3	6	9	2	6	0	1	3	1	24
21	Anyagallobo, Ogechi	r	0-1	0-0	0-0	0	1	1	3	0	2	1	0	0	19
04	Morris, Maci	g	8-16	2-7	4-4	0	5	5	22	1	2	2	1	27	24
10	Howard, Rhynne	g	4-12	2-5	0-0	2	4	6	4	10	2	3	2	0	25
24	Murray, Taylor	g	5-5	0-0	4-4	1	0	1	2	14	1	3	0	3	24
00	Halsei, LaShae	g	0-1	0-0	0-0	0	0	0	0	0	0	0	0	0	4
05	Green, Blair	g	5-10	0-1	0-0	1	3	4	0	10	3	1	1	0	28
12	Paschal, Amanda	g	1-3	0-0	4-4	1	2	3	1	6	3	0	0	1	19
23	Roach, Kameron	g	0-1	0-0	0-0	0	1	1	3	0	1	0	0	1	7
32	Roper, Jaida	g	1-6	1-2	0-0	0	1	1	1	3	2	2	1	0	23
	Team					1	4	5							
	Totals		26-59	6-16	13-16	9	27	36	18	71	15	13	9	7	200

1st FG %:	6-13	46.2%	2nd:	8-18	44.4%	3rd:	7-14	50.0%	4th:	5-14	35.7%	Game:	26-59	44.1%	Deadball
3FG %:	1-5	20.0%		2-4	50.0%		0-0	0.0%		6-16	37.5%		13-16	81.3%	Rebounds
FT %:	7-7	100.0%		4-5	80.0%		0-0	0.0%		2-4	50.0%		3-3	100.0%	3,2

Officials: Bryan Enterline, Chaney Muench, Greg Small
 Technical fouls: High Point-None. Kentucky-None.
 Attendance: 4064

Score by periods	1st	2nd	3rd	4th	Total
High Point	7	21	9	12	49
Kentucky	20	22	15	14	71

Last FG - HPU 4th-03:16, UK 4th-02:28.
 Largest lead - HPU by 5 1st-07:05, UK by 26 4th-04:58.
 HPU led for 04:31. UK led for 33:30. Game was tied for 01:59.

Notables: Kentucky had 15 assists on 26 made baskets and has had 15 or more assists in three of its four games this season ... Senior guard Maci Morris led all scorers with 22 points going 8-of-16 from the field with five rebounds ... This was Morris' first 20-point scoring game of the season and the 13th of her career ... Sophomore forward KeKe McKinney had a season-best nine rebounds.

6

KENTUCKY 75, UCLA 74 - FINAL (OT)

Nov. 23, 2018 • St. Thomas Island (UVI S&F Center)



Official Basketball Box Score -- Game Totals -- Final Statistics
UCLA vs Kentucky
 11/23/18 2:00 p.m. AST at St. Thomas, U.S. Virgin Islands



UCLA 74 • 3-3

#	Player	Total		3-Ptr		Rebounds		PF	TP	A	T	Bk	Stl	Min
		FG	FGA	FG	FGA	Off	Def							
11	DRUMMER, Lajahna	r	2-5	0-0	1-9	6	4	10	5	5	0	3	1	25
21	ONYENWERE, Michaela	r	12-18	0-0	4-7	5	3	8	5	28	2	1	2	40-
03	JEFFERSON, Kiara	g	1-2	0-1	0-0	0	2	2	1	2	0	0	0	1
04	CORSARO, Lindsey	g	2-6	1-3	2-4	2	7	9	4	7	0	7	1	0
22	BURKE, Kennedy	g	7-13	0-3	4-5	2	5	7	4	18	3	2	2	2
02	SMITH, Ahlana	g	0-1	0-0	0-0	0	0	0	0	0	0	0	0	3
04	DEAN, Japreece	g	4-10	1-1	1-2	0	1	1	4	10	0	2	0	0
33	MILLER, Lauryl	g	2-3	0-0	0-1	1	2	3	1	4	2	2	0	1
	Team					1	5	6						
	Totals		30-58	2-8	12-28	17	29	46	24	74	9	19	6	7

1st FG %:	6-14	42.9%	2nd:	7-14	50.0%	3rd:	5-13	38.5%	4th:	9-11	81.8%	Game:	30-58	51.7%	Deadball
3FG %:	1-2	50.0%		1-1	100.0%		0-0	0.0%		0-0	0.0%		4-4	100.0%	Rebounds
FT %:	2-6	33.3%		1-4	25.0%		4-11	36.4%		3-4	75.0%		12-28	42.9%	8

Kentucky 75 • 6-0

#	Player	Total	3-Ptr	Rebounds	PF	TP	A	T	Bk	Stl	Min			
		FG-FGA	FG-FGA	FT-FTA	Off	Def	Total							
03	McKinney, KeKe	r 1-4	0-0	0-0	1	2	3	2	1	2	1	2	35	
14	Wyatt, Tatyana	r 0-0	0-0	0-0	0	0	0	0	0	0	0	0	1	22
04	Morris, Maci	g 5-21	3-8	4-6	2	5	7	4	17	1	3	0	1	39
10	Howard, Rhynne	g 8-17	2-5	2-5	3	4	7	3	20	1	4	1	6	39
24	Murray, Taylor	g 5-10	1-1	5-5	2	1	3	3	16	3	2	0	1	42
05	Green, Blair	g 2-6	0-1	2-2	0	2	2	6	1	0	0	0	1	24
12	Paschal, Amanda	g 0-2	0-0	5-6	1	2	3	1	5	2	2	0	0	19
32	Roper, Jaida	g 3-5	3-4	0-0	0	0	0	4	9	1	0	0	1	26
	Team				6	3	9							
	Totals	24-65	9-19	18-24	15	19	34	20	75	10	13	2	12	225

1st FG %:	5-16	31.3%	2nd:	8-14	57.1%	3rd:	2-11	18.2%	4th:	8-21	38.1%	Game:	24-65	36.9%	Deadball
3FG %:	2-4	50.0%		4-7	57.1%		0-1	0.0%		3-5	60.0%		9-19	47.4%	Rebounds
FT %:	2-2	100.0%		7-10	70.0%		2-2	100.0%		0-0	0.0%		18-24	75.0%	3

Officials: Mark Resch, Katie Lukachuk, Ed Sidlasky
 Technical fouls: UCLA-None. Kentucky-None.
 Attendance: 715
 2018 U.S. Virgin Islands Paradise Jam Women's Basketball Tournament.
 Island Division
 PRESENTED BY BASKETBALL TRAVELERS

Score by periods	1st	2nd	3rd	4th	OT	Total
UCLA	15	16	14	21	8	74
Kentucky	14	27	6	19	9	75

Last FG - UCLA OT-00:52, UK OT-04:38.
 Largest lead - UCLA by 6 1st-02:48, UK by 12 2nd-01:30.
 UCLA led for 14:27, UK led for 27:01. Game was tied for 03:32.

Notables: Freshman guard Rhynne Howard led Kentucky with 20 points, adding seven rebounds, one assist and six steals ... UCLA's 74 points scored was the most UK has allowed in a game this season. The Bruins are the only team to score 10 or more points in every quarter against UK this year ... UK had a 20-14 edge in bench points, winning the bench-point battle for the second-straight game.

5

KENTUCKY 85, SOUTH FLORIDA 63 - FINAL

Nov. 22, 2018 • St. Thomas Island (UVI S&F Center)



Official Basketball Box Score -- Game Totals -- Final Statistics
Kentucky vs USF
 11/22/18 2:00 p.m. AST at St. Thomas, U.S. Virgin Islands



Kentucky 85 • 5-0

#	Player	Total		3-Pr		Reb		PF	TP	A	TO	Bk	Stl	Min	
		FG	FGA	FT	FTA	Off	Def								
03	McKinney, Keke	r	3-7	2-5	2-2	1	4	2	1	10	0	1	0	22	
14	Wyatt, Tatyana	r	2-9	0-2	0-0	1	4	5	3	4	0	1	0	19	
04	Morris, Maci	g	2-7	2-3	2-2	0	2	2	4	8	2	3	0	24	
10	Howard, Rhynne	g	7-11	2-3	2-5	0	3	3	3	18	0	3	0	23	
24	Murray, Taylor	g	5-10	1-2	6-8	3	5	8	1	17	2	1	1	27	
00	Halse, LaShae	g	0-0	0-0	0-0	0	0	0	0	0	0	0	0	1	
05	Green, Blair	g	2-3	0-1	0-0	0	1	1	5	4	0	1	0	12	
12	Paschal, Amanda	g	1-3	0-0	3-3	0	3	3	1	5	5	0	0	14	
21	Anyagallobo, Ogechi	g	3-3	0-0	2-2	1	3	3	6	0	2	0	0	22	
23	Roach, Kameron	g	0-0	0-0	0-0	0	0	0	0	0	0	0	0	2	
32	Roper, Jaida	g	5-9	2-3	1-1	1	2	3	2	13	2	0	0	24	
	Team					3	0	3							
	Totals		30-62	9-19	16-23	11	22	33	23	85	11	12	1	6	200

1st FG %:	9-19	47.4%	2nd:	7-12	58.3%	3rd:	6-17	35.3%	4th:	8-14	57.1%	Game:	30-62	48.4%	Deadball
3FG %:	2-3	66.7%		0-4	0.0%		2-9	22.2%		1-3	33.3%		9-19	47.4%	Rebounds
FT %:	0-0	0.0%		7-9	77.8%		6-6	100.0%		3-4	75.0%		16-23	69.6%	5,2

USF 63 • 4-1

#	Player	Total		3-Ptr		Rebounds		PF	TP	A	T	Bk	Stl	Min	
		FG	FGA	FG	FGA	FT	FTA								Off
10	FERREIRA, Laura	r	2-13	0-6	6-6	1	4	5	3	10	4	5	1	0	34
31	JORDAO, Beatriz	c	4-8	0-0	4-8	2	1	3	4	12	1	1	1	0	23
00	PEHADZIC, Emma	g	3-9	0-3	0-0	3	2	5	2	6	0	1	0	1	21
03	HARVEY, Sydney	g	6-11	4-5	0-0	0	4	4	5	16	3	7	0	0	31
54	RADER, Alyssa	g	2-7	1-3	4-4	3	6	9	2	9	2	3	0	2	24
04	PINZAN, Elisa	g	0-3	0-0	0-0	0	0	0	1	0	0	0	0	0	25
11	KESTNER, Makaela	g	0-1	0-1	0-0	0	0	0	1	1	0	0	0	0	4
12	KEWETT, Shae	g	0-0	0-0	0-0	0	0	0	2	2	1	1	0	0	4
23	HENSHAW, Tamara	g	1-3	0-0	0-0	1	1	2	2	0	0	0	0	0	16
30	ROZENTALE, Janeta	g	1-1	0-0	0-0	1	1	3	1	6	0	0	0	0	5
Team						4	2	6							
Totals			22-50	5-21	14-18	18	31	93	63	138	2	3	200		



2018-19 GAME REVIEWS

8

KENTUCKY 87, MOREHEAD STATE 57 - FINAL

Nov. 28, 2018 • Lexington, Ky. (Memorial Coliseum)



Official Basketball Box Score - Game Totals - Final Statistics
Morehead State vs Kentucky
11/28/18 12:02pm at Memorial Coliseum, Lexington, Ky.



Morehead State 57 • 6-2

#	Player	Total			3-Ptr			Rebounds			PF	TP	A	T	Bk	Stl	Min
		FG	FGA	FT	FGA	FT	FTA	Off	Def	Total							
10	Avery, Jaleesa	1	4	0	0	2	2	1	0	1	3	4	0	0	0	0	20
12	Calvert, Mckenzie	1	4	0	0	0	0	2	3	5	1	8	2	7	0	1	28
4	Seward, Darianne	2	10	2	6	2	2	0	3	3	2	8	2	7	0	0	30
11	Crockett, Miranda	2	6	1	4	0	0	4	3	7	3	13	2	1	0	3	39
13	Simmons-Cozar, C.	2	6	0	1	0	0	0	1	1	4	4	2	2	0	0	27
00	Jeune, Aliyah	6	17	1	8	2	2	0	4	4	3	15	2	6	0	4	28
01	Jackson, Breuna	0	0	0	0	0	0	0	0	0	2	0	0	0	0	0	5
02	Johnson, Ellie Jo	0	0	0	0	0	0	0	0	0	0	0	0	0	0	0	1
14	Moore, Ashley	0	0	0	0	1	2	0	0	0	1	1	0	1	0	0	3
22	Mcgowan, Tierra	2	5	0	0	0	4	3	7	10	4	4	1	0	0	1	19
Team																	
Totals		23	64	3	15	8	14	15	22	37	23	57	10	25	2	9	200

1st FG %:	6-16	37.5%	2nd:	2-12	16.7%	3rd:	5-16	31.3%	4th:	10-20	50.0%	Game:	23-64	35.9%	Deadball		
3FG %:	2-7	28.6%	5-8	62.5%	1-5	20.0%	0-1	0.0%	1-3	33.3%	1-4	25.0%	8-14	57.1%	Rebounds		
FT %:	0-0	0.0%							2-2	100.0%					6,1		

Kentucky 87 • 8-0

#	Player	Total			3-Ptr			Rebounds			PF	TP	A	T	Bk	Stl	Min
		FG	FGA	FT	FGA	FT	FTA	Off	Def	Total							
03	McKinney, KeKe	1	1	0	0	0	0	0	1	1	1	2	0	0	1	1	16
14	Wyatt, Tatyana	1	2	0	0	0	0	1	2	3	3	0	0	0	0	0	13
04	Morris, Maci	9	12	2	0	4	3	0	4	4	3	31	3	2	1	3	25
10	Howard, Rhynne	5	10	2	5	3	7	3	7	10	4	17	2	2	2	4	30
24	Murray, Taylor	5	8	1	1	2	3	2	1	3	1	13	6	0	0	0	34
00	Halsel, LaShae	0	0	0	0	0	0	0	0	0	1	0	0	0	0	0	5
05	Green, Blair	3	9	0	1	2	2	3	3	5	4	8	0	5	0	1	32
12	Paschal, Amanda	1	2	0	0	0	2	3	3	6	0	2	1	2	0	2	11
23	Roach, Kameron	0	3	0	0	0	0	1	0	1	1	0	0	0	0	0	8
32	Roper, Jaida	2	8	0	4	10	10	2	2	4	3	14	1	3	0	2	26
Team																	
Totals		29	63	7	19	22	30	15	25	40	21	87	13	18	4	18	200

1st FG %:	10-16	62.5%	2nd:	10-17	58.8%	3rd:	6-17	35.3%	4th:	3-13	23.1%	Game:	29-63	46.0%	Deadball		
3FG %:	2-4	50.0%	5-7	71.4%	0-2	0.0%	0-2	0.0%	7-9	77.8%	7-9	77.8%	22-30	73.3%	Rebounds		
FT %:	4-7	57.1%	10-12	83.3%											4,1		

Officials: Angelica Suffren, Eric Koch, Dawn Marsh

Technical fouls: Morehead State-None. Kentucky-None.

Attendance: 3912

Score by periods	1st	2nd	3rd	4th	Total
Morehead State	14	9	12	22	57
Kentucky	26	26	22	13	87

Last FG - MOR 4th-00:21, UK 4th-05:18.
Largest lead - MOR None, UK by 39 3rd-01:56.
MOR led for 00:00. UK led for 39:45. Game was tied for 00:15.

Score tied - 0 times.
Lead changed - 0 times.

9

KENTUCKY 75, RHODE ISLAND 52 - FINAL

Dec. 6, 2018 • Lexington, Ky. (Memorial Coliseum)



Official Basketball Box Score - Game Totals - Final Statistics
Rhode Island vs Kentucky
12/06/18 7:02pm at Memorial Coliseum, Lexington, Ky.



Rhode Island 52 • 5-3

#	Player	Total			3-Ptr			Rebounds			PF	TP	A	T	Bk	Stl	Min
		FG	FGA	FT	FGA	FT	FTA	Off	Def	Total							
02	Ross, Jalissa	1	0	0	0	0	0	1	1	2	5	0	0	4	0	0	15
32	Jorgensen, Nicole	4	10	0	2	4	4	10	0	4	1	0	0	4	1	2	25
01	Colome, Eleny	9	14	0	3	4	3	16	4	6	1	0	0	1	0	0	31
11	Dale, David	6	11	1	2	0	0	3	2	14	4	9	2	1	2	1	36
12	Moffitt, Maia	3	6	0	0	0	0	1	2	3	4	8	1	2	0	0	30
04	Perez, Laura	0	0	0	0	0	0	0	0	0	0	0	0	0	0	0	2
13	Vargas, Marta	0	0	0	0	0	0	0	0	0	0	0	0	0	0	0	1
14	Jones, Erin	0	0	0	0	0	0	0	0	0	0	0	0	0	0	0	1
31	Streeter, Abby	1	4	1	3	0	0	2	2	1	3	0	3	0	0	0	15
33	Oberg, Meghan	0	4	0	0	0	0	4	2	1	0	0	0	2	0	0	29
34	Motrechuk, Dina	0	0	0	0	0	0	1	2	3	2	1	0	0	2	0	15
Team																	
Totals		22	50	4	12	4	7	7	29	36	24	52	9	30	8	6	200

1st FG %:	5-11	45.5%	2nd:	4-11	36.4%	3rd:	5-13	38.5%	4th:	8-15	53.3%	Game:	22-50	44.0%	Deadball		
3FG %:	1-2	50.0%	1-3	33.3%	1-4	25.0%	1-3	33.3%	4-12	33.3%	4-7	57.1%	Rebounds				
FT %:	1-2	50.0%							2-4	50.0%					2		

Kentucky 75 • 9-0

#	Player	Total			3-Ptr			Rebounds			PF	TP	A	T	Bk	Stl	Min
		FG	FGA	FT	FGA	FT	FTA	Off	Def	Total							
03	McKinney, Keke	1	5	0-3	0-0	2	5	7	0	2	1	2	0	3	22		
14	Wyatt, Tatyana	1	1-5	0-0	2-3	1	3	4	4	4	0	2	0	2	26		
04	Morris, Maci	9	9-20	5-12	6-6	0	5	5	2	29	4	1	0	1	31		
10	Howard, Rhynne	7	15	2-5	3-3	3	4	7	0	19	1	1	0	7	30		
24	Murray, Taylor	5	5-10	0-2	1-2	1	0	1	11	2	3	0	4	23			
00	Halsel, LaShae	0	3	0-1	0-0	1	1	2	0	0	0	0	0	0	3		
05	Green, Blair	1	8	0-3	0-0	2	2	2	1	2	0	0	0	0	21		
12	Paschal, Amanda	1	3	0-0	2-2	2	1	3	1	4	1	3	0	0	21		
23	Roach, Kameron	0	1-1	0-0	0-0	1	0	1	0	0	0	0	0	0	3		
32	Roper, Jaida	0	0-5	0-0	4-5	3	0	3	1	4	3	0	0	0	20		
Team																	
Totals		25	75	7-23	18-21	20	51	41	10	75	12	12	0	17	200		

1st FG %:	5-17	29.4%	2nd:	6-18	33.3%	3rd:	8-19	42.1%	4th:	6-21	28.6%	Game:	25-75	33.3%	Deadball		
3FG %:	2-7	28.6%	2-5	40.0%	1-3	33.3%	1-5	20.0%	2-6	33.3%	7-23	30.4%	Rebounds				
FT %:	4-5	80.0%	0-0	0.0%	12-13	92.3%			2-3	66.7%	18-21	85.7%			4,1		

Officials: Gina Cross, Cameron Inouye, Brian Garland

Technical fouls: Rhode Island-None. Kentucky-None.

Attendance: 3744

Score by periods	1st	2nd	3rd	4th	Total
Rhode Island	12	10	13	17	52
Kentucky	16	14	29	16	75

Last FG - UK 4th-00:11, UK 4th-00:40.
Largest lead - UK by 2 1st-09:39, UK by 28 4th-04:20.
UK led for 04:16. UK led for 34:52. Game was tied for 00:21.

Score tied - 0 times.
Lead changed - 7 times.

Notables: UK opened its biggest lead of the game with a large run in third quarter of 19-2. UK began with a 9-0 run followed by a URI layup and a 10-0 UK run to grab a 20-point lead ... Overall, UK outscored Rhode island 29-13 in the third quarter ... The 29 points were the most that UK has scored in a quarter this season. It was one off the program record for points in the third quarter, which was 30.

10

KENTUCKY 75, LOUISVILLE 80 - FINAL

Dec. 9, 2018 • Louisville, Ky. (KFC Yum! Center)



Official Basketball Box Score - Game Totals - Final Statistics
Kentucky vs Louisville
12/09/18 2:00pm at KFC Yum! Center (Louisville, Ky.)



Kentucky 75 • 9-1

#	Player	Total		3-Ptr		Rebounds			PF	TP	A	T	Bk	Stl	Min
		FG	FGA	FT	FGA	FT	FTA	Off							
03	McKinney, Keke	f	2-8	1-4	0-0	5	3	8	4	5	0	1	1	0	32
14	Wyatt, Tatyana	f	2-8	1-2	2-2	2	2	4	4	5	0	2	1	0	31
04	Morris, Maci	g	4-8	1-2	2-2	0	4	4	4	11	0	0	1	0	30
10	Howard, Rhayne	g	9-12	1-2	6-7	2	8	10	4	25	6	5	0	1	38
24	Murray, Taylor	g	5-17	2-3	6-7	2	1	3	4	18	1	1	0	2	36
07	Gray, Blair	g	0-10	0-0	0-0	0	1	1	0	0	0	0	0	0	17
12	Paschal, Amanda	g	2-5	0-1	0-0	0	0	0	1	4	1	0	0	0	13
21	Anyangyigbo, Ogechi	g	0-0	0-0	0	0	0	0	0	0	0	0	0	0	0
32	Roper, Jaide	g	2-3	1-2	0	2	2	3	5	0	0	1	0	0	13
Team															
Totals			26-60	7-16	16-19	12	20	32	26	75	10	13	1	4	



Kentucky Women's Basketball
Kentucky Combined Team Statistics (as of Dec 15, 2018)
All games



RECORD:	OVERALL	HOME	AWAY	NEUTRAL
ALL GAMES	10-1	7-0	0-1	3-0
CONFERENCE	0-0	0-0	0-0	0-0
NON-CONFERENCE	10-1	7-0	0-1	3-0

#	Player	gp-gs	min	avg	Total		3-Point		F-Throw		Rebounds				pf	dq	a	to	blk	stl	pts	avg
					fg-fga	fg%	3fg-fga	3fg%	ft-fa	ft%	off	def	tot	avg								
10	Howard, Rhyne	11-11	319	29.0	69-140	.493	26-52	.500	33-45	.733	25	51	76	6.9	26	0	25	31	13	26	197	17.9
04	Morris, Maci	11-11	311	28.3	61-150	.407	29-68	.426	31-35	.886	2	36	38	3.5	31	0	14	24	5	16	182	16.5
24	Murray, Taylor	11-11	346	31.5	60-113	.531	6-18	.333	37-43	.860	22	14	36	3.3	21	0	46	18	1	38	163	14.8
32	Roper, Jaida	11-0	223	20.3	26-62	.419	12-25	.480	23-27	.852	7	13	20	1.8	22	0	21	14	1	8	87	7.9
05	Green, Blair	11-0	214	19.5	25-69	.362	6-16	.375	12-12	1.000	5	17	22	2.0	22	1	7	15	3	9	68	6.2
03	McKinney, KeKe	11-11	280	25.5	20-56	.357	6-22	.273	8-13	.615	24	33	57	5.2	21	0	10	16	16	15	54	4.9
14	Wyatt, Tatyana	10-10	190	19.0	15-53	.283	3-10	.300	14-27	.519	17	18	35	3.5	26	1	2	9	1	8	47	4.7
12	Paschal, Amanda	11-0	200	18.2	10-31	.323	0-2	.000	24-32	.750	13	15	28	2.5	8	0	22	10	0	10	44	4.0
21	Anyagaligbo, Ogechi	8-1	93	11.6	8-20	.400	0-0	.000	0-3	.000	9	10	19	2.4	12	0	3	5	0	4	16	2.0
23	Roach, Kameron	7-0	32	4.6	2-12	.167	1-2	.500	1-2	.500	4	4	8	1.1	6	0	2	4	0	4	6	0.9
00	Halsel, LaShae	6-0	17	2.8	1-5	.200	0-1	.000	0-0	.000	1	1	2	0.3	1	0	0	0	0	0	2	0.3
Team											27	19	46					1				
Total.....		11	2225		297-711	.418	89-216	.412	183-239	.766	156	231	387	35.2	196	2	152	147	40	138	866	78.7
Opponents.....		11	2225		238-580	.410	51-169	.302	105-169	.621	123	274	397	36.1	244	-	132	266	40	61	632	57.5

TEAM STATISTICS	UK	OPP
SCORING	866	632
Points per game	78.7	57.5
Scoring margin	+21.3	-
FIELD GOALS-ATT	297-711	238-580
Field goal pct	.418	.410
3 POINT FG-ATT	89-216	51-169
3-point FG pct	.412	.302
3-pt FG made per game	8.1	4.6
FREE THROWS-ATT	183-239	105-169
Free throw pct	.766	.621
F-Throws made per game	16.6	9.5
REBOUNDS	387	397
Rebounds per game	35.2	36.1
Rebounding margin	-0.9	-
ASSISTS	152	132
Assists per game	13.8	12.0
TURNOVERS	147	266
Turnovers per game	13.4	24.2
Turnover margin	+10.8	-
Assist/turnover ratio	1.0	0.5
STEALS	138	61
Steals per game	12.5	5.5
BLOCKS	40	40
Blocks per game	3.6	3.6
ATTENDANCE	29331	16189
Home games-Avg/Game	7-4190	1-13786
Neutral site-Avg/Game	-	3-801

Date	Opponent		Score	Att.
11/07/18	ALABAMA STATE	w	87-35	3676
11/11/18	SOUTHERN UNIVERSITY	w	91-41	3870
@ 11/15/18	VIRGINIA	w	63-51	4989
11/18/18	HIGH POINT	w	71-49	4064
! 11/22/18	vs USF	w	85-63	874
! 11/23/18	vs UCLA	Wot	75-74	715
! 11/24/18	vs North Carolina	w	85-75	814
11/28/18	MOREHEAD STATE	w	87-57	3912
12/06/18	RHODE ISLAND	w	75-52	3744
12/09/18	at Louisville	L	75-80	13786
12/15/18	MIDDLE TENNESSEE	w	72-55	5076

* = Conference game

@ = Rupp Arena - Lexington, Ky.

! = 2018 Paradise Jam (St. Thomas, Virgin Island - UVI Sports & Fitness Center)

Score by Periods	1st	2nd	3rd	4th	OT	Totals
Kentucky	208	223	208	218	9	866
Opponents	161	137	155	171	8	632