



KENTUCKY

2018-19 MEN'S BASKETBALL




8 NATIONAL CHAMPIONSHIPS | MOST WINS IN COLLEGE BASKETBALL | 48 SEC TITLES | 31 SEC TOURNAMENT CHAMPIONSHIPS | 55 ALL-AMERICANS | 126 NBA DRAFT PICKS

UTAH (4-4) at #19/18 KENTUCKY (7-2)

Saturday, Dec. 15 • 5 p.m. ET • Rupp Arena (23,000) • Lexington, Ky.


#UTAHvsUK #DreamBIG @KentuckyMBB

THE BASICS



Series Breakdown

- Overall - UK, 9-2
- In Lexington - UK, 2-1
- Calipari vs. Utah - 1-1
- Krystkowiak vs. UK - 0-0
- Current UK streak - W7



John Calipari	Larry Krystkowiak
Overall Record: 727-206*	Overall Record: 184-121
Record at UK: 282-66	Record at Utah: 142-101
Overall Seasons: 27th	Overall Seasons: 10th
At UK: 10th	At Utah: Eighth

*on-court record

BY THE NUMBERS

- 2,270** All-time wins, NCAA leader
- 50** Straight home wins vs. unranked non-league foes
- 45-12** UK's record under Cal in "bounce back" games
- +15.3** UK's rebound margin, No. in the country


TALE OF THE TAPE

UK	STAT	UTAH
84.2	Points PG	72.6
71.3	Opp. Points PG	71.9
41.2	Rebounds PG	34.5
14.1	Assists PG	14.1
5.4	Blocks PG	2.4
5.8	Steals PG	3.3
.488	FG Pct.	.450
.340	3-Pt FG Pct.	.360
.757	FT Pct.	.712
.426	Opp. FG Pct.	.447
.400	Opp. 3-Pt FG Pct.	.335

A WIN WOULD ...

- Mark an 11th straight win at home
- Run UK's streak to consecutive wins over an unranked nonconference opponent to 51 games
- Put Calipari within 14 wins of Joe B. Hall's Kentucky win total
- Improve UK's record to 46-12 in games following a loss under Calipari
- Move UK's record to 2-1 in the month of December
- Get things back on track

PREVIOUS GAME STARTERS




2

ASHTON HAGANS

6-3 • 192 • GUARD • FRESHMAN
CARTERSVILLE, GA. | NEWTON

Averaging 3.7 points, 1.2 rebounds and a team-high 2.7 assists per game | Made two starts this season | Has dished out three or more assists in three straight games | Shooting 44 percent from the field and 80 percent from FT line




3

KELDON JOHNSON

6-6 • 211 • GUARD • FRESHMAN
SOUTH HILL, VA. | OAK HILL ACADEMY

Julius Erving watch list for best small forward | Wooden, Naismith watch lists for player of the year | Leads UK in scoring with 15.2 points per game | Scored in double figures in all but one game | Two double-doubles on the season



14

TYLER HERRO

6-5 • 195 • GUARD • FRESHMAN
MILWAUKEE | WHITNALL HIGH SCHOOL

Jerry West watch list for best shooting guard | Averaging 11.6 points with a team-high 12 3-pointers | A 2,000-point scorer in high school | Scored in double figures in six of nine games, including three straight



22

REID TRAVIS

6-8 • 238 • FORWARD • GRADUATE STUDENT
MINNEAPOLIS | STANFORD

Preseason All-SEC First Team | Two-time All-Pac-12 First Team | Totaled more than 1,400 points, 700 boards at Stanford | Averaging 14.4 points and 6.8 rebounds a game | Scored 20 or more points in a team-high three games



25

PJ WASHINGTON

6-8 • 228 • FORWARD • SOPHOMORE
DALLAS | FINDLAY PREP

Career-high 29 points vs. Seton Hall and 12 rebounds for third double-double | Back-to-back double-doubles against VMI, Winthrop | Wooden, Naismith, NABC watch lists for player of the year | Team-best 8.8 rebounds per game

LEADERS

POINTS PER GAME	
UK Keldon Johnson	15.2
Utah Sedrick Barefield	14.0
REBOUNDS PER GAME	
UK PJ Washington	8.8
Utah Donnie Tillman	6.8
ASSISTS PER GAME	
UK Ashton Hagans	2.7
Utah Sedrick Barefield	3.1
STEALS PER GAME	
UK Tyler Herro	1.3
Utah Both Gach	0.7
3-POINTERS	
UK Tyler Herro	12
Utah Sedrick Barefield	18
FIELD-GOAL PERCENTAGE	
UK Nick Richards	.625
Utah Jayce Johnson	.633
FREE-THROW PERCENTAGE	
UK Tyler Herro	.889
Utah Sedrick Barefield	.880

NEED TO KNOW

Kentucky was picked to win the SEC regular-season title by the media

UK will honor the 1993 Final Four team this weekend. Members of the 1993 team will be honored at halftime of the Utah game

Kentucky ranks first in KenPom.com's offensive rebounding percentage at 44.3 percent

PJ Washington leads the Wildcats with three double-doubles in nine games

Kentucky is getting to the line an average of 30.2 times a game and shooting at a 75.7-percent rate

UK is ranked first nationally with a plus-15.2 rebounding margin. The Wildcats have outrebounded their last eight foes by a combined 138 boards

Opponents are making 9.1 3-point shots a game vs. the Wildcats. UK's .400 3-point field-goal percentage ranks 340th in the country

SCHEDULE

OCTOBER					
26	2/2	-/-	^TRANSYLVANIA	SEC	W, 94-66
NOVEMBER					
2	2/2	-/-	^INDIANA UNIV. OF PA.	SEC	W, 86-64
6	2/2	4/3	vs. Duke ¹	ESPN	L, 118-84
9	2/2	-/-	SOUTHERN ILLINOIS	SEC	W, 71-59
14	10/2	-/-	NORTH DAKOTA ²	SEC	W, 96-58
18	10/2	-/-	VMI ²	SEC	W, 92-82
21	10/1	-/-	WINTHROP ²	SEC	W, 87-74
23	10/10	-/-	TENNESSEE STATE ²	SEC	W, 77-62
28	10/9	-/-	MONMOUTH	SEC	W, 90-44
DECEMBER					
1	10/9	-/-	UNC GREENSBORO	ESPN2	W, 78-61
8	9/8	-/-	vs. Seton Hall ³	FOX	L, 84-83 ^{OT}
15	19/18	-/-	UTAH	ESPN2	5 p.m.
22	-/-	-/-	vs. North Carolina ⁴	CBS	5:15 p.m.
29	-/-	-/-	at Louisville	ESPN2	2 p.m.
JANUARY					
5	-/-	-/-	at Alabama*	ESPN	Noon/ 1 p.m.
8	-/-	-/-	TEXAS A&M*	ESPN2/ SEC	7 p.m.
12	-/-	-/-	VANDERBILT*	SEC	8:30 p.m.
15	-/-	-/-	at Georgia*	ESPN2/ U/SEC	7 p.m.
19	-/-	-/-	at Auburn*	ESPN2	4/6 p.m.
22	-/-	-/-	MISSISSIPPI STATE*	ESPN2	7 p.m.
26	-/-	-/-	KANSAS ⁵	ESPN2	6 p.m.
29	-/-	-/-	at Vanderbilt*	ESPN2	9 p.m.
FEBRUARY					
2	-/-	-/-	at Florida*	ESPN2	4/6 p.m.
5	-/-	-/-	SOUTH CAROLINA*	SEC	7 p.m.
9	-/-	-/-	at Mississippi State*	CBS	1 p.m.
12	-/-	-/-	LSU*	ESPN2	7 p.m.
16	-/-	-/-	TENNESSEE*	ESPN2	8 p.m.
19	-/-	-/-	at Missouri*	ESPN2	9 p.m.
23	-/-	-/-	AUBURN*	CBS	1:30 p.m.
26	-/-	-/-	ARKANSAS*	ESPN2/ SEC	9 p.m.
MARCH					
2	-/-	-/-	at Tennessee*	CBS	2 p.m.
5	-/-	-/-	at Ole Miss*	ESPN2/ U/SEC	9 p.m.
9	-/-	-/-	FLORIDA*	CBS	2 p.m.
13-17	-/-	-/-	SEC Tournament ⁵	ESPN/ SEC	TBA

All times Eastern | *SEC conference game | HOME GAMES IN CAPS | ^Exhibition
¹State Farm Champions Classic (Indianapolis | Bankers Life Fieldhouse)
²Ohio Valley Hardwood Showcase (Rupp Arena | Lexington, Ky.)
³Citi Hoops Classic (Madison Square Garden | New York)
⁴CBS Sports Classic (United Center | Chicago)
⁵SEC/Big 12 Challenge (Rupp Arena | Lexington, Ky.)
⁶SEC Tournament (Bridgestone Arena | Nashville, Tenn.)

BROADCAST INFO

FOX  **UK SPORTS NETWORK** 

Tom Hart, play-by-play
Jimmy Dykes, analyst

Tom Leach, play-by-play
Mike Pratt, analyst

SATELLITE RADIO 

Sirius 94 | XM 190 | Internet 961



TV CHART



2 ASHTON HAGANS
Freshman | Guard
 6-3 | 192
 Cartersville, Ga.
 Newton
 @H23Ash
 @ashton.hagans



3 KELDON JOHNSON
Freshman | Guard
 6-6 | 211
 South Hill, Va.
 Oak Hill Academy
 @keldonjohnson



4 NICK RICHARDS
Sophomore | Forward
 6-11 | 244
 Kingston, Jamaica
 The Patrick School
 @iamnickrichards
 @nickrichards_
 @iamnickrichards



5 IMMANUEL QUICKLEY
Freshman | Guard
 6-3 | 185
 Havre de Grace, Md.
 The John Carroll School
 @IQ_GodSon
 @immanuelquickley_



10 JONNY DAVID
Senior | Guard
 6-2 | 188
 Pittsburgh
 Mt. Lebanon
 @JonnyDavid
 @jdavid010
 @JonnyDavidUK10



12 BRAD CALIPARI
Junior | Guard
 6-0 | 179
 Franklin Lakes, N.J.
 MacDuffie School
 @bradcalipari
 @brad.calipari
 @bradcalipari



13 JEMARL BAKER JR.
R-Freshman | Guard
 6-4 | 192
 Menifee, Calif.
 Eleanor Roosevelt
 @jemarlbakerjr
 @jemarlbakerjr



14 TYLER HERRO
Freshman | Guard
 6-5 | 195
 Milwaukee
 Whitnall
 @raf_tyler
 @nolimitherro



21 ZAN PAYNE
Freshman | G/F
 6-4 | 240
 Lexington, Ky.
 Lexington Catholic
 @youngpayne2321
 @alexander.payne23



22 REID TRAVIS
Graduate | Forward
 6-8 | 240
 Minneapolis
 Stanford University
 @2ReidTravis2
 @reid_travis_22



23 EJ MONTGOMERY
Freshman | Forward
 6-10 | 225
 Fort Pierce, Fla.
 Wheeler
 @E_Montgomery
 @_mont23



25 PJ WASHINGTON
Sophomore | Forward
 6-8 | 228
 Dallas
 Findlay Prep
 @PJWashington
 @pj_washington



JOHN CALIPARI
Head Coach
 10th Season
 @UKCoachCalipari
 @UKCoachCalipari
 @UKCoachCalipari



KENNY PAYNE
Assoc. Head Coach
 Ninth season at UK
 Fifth season as associate HC



TONY BARBEE
Assistant Coach
 Fifth season at UK
 Fourth season as assistant
 @CoachTonyBarbee



JOEL JUSTUS
Assistant Coach
 Fifth season at UK
 Third season as assistant
 @UKCoachJustus
 @UKCoachJustus



JOHN ROBIC
Special Assistant
 10th season at UK
 Third season as special asst.

Pronunciation Guide

JEMARL Baker (Jamal)

Brad/John CALIPARI (cal-uh-PEAR-ee)

Ashton HAGANS (HAY-Gens)

Roster

ALPHABETICAL				HOMETOWN (PREVIOUS SCHOOL)		
NO.	NAME	POS.	HT.	WT.	CL.	
13	Jemarl Baker Jr.	G	6-4	192	R-Fr.	Menifee, Calif. (Eleanor Roosevelt)
12	Brad Calipari	G	6-0	179	Jr.	Franklin Lakes, N.J. (MacDuffie School)
10	Jonny David	G	6-2	188	Sr.	Pittsburgh (Mt. Lebanon)
2	Ashton Hagans	G	6-3	192	Fr.	Cartersville, Ga. (Newton)
14	Tyler Herro	G	6-5	195	Fr.	Milwaukee (Whitnall)
3	Keldon Johnson	G	6-6	211	Fr.	South Hill, Va. (Oak Hill Academy)
23	EJ Montgomery	F	6-10	225	Fr.	Fort Pierce, Fla. (Wheeler)
21	Zan Payne	G/F	6-4	240	Fr.	Lexington, Ky. (Lexington Catholic)
5	Immanuel Quickley	G	6-3	185	Fr.	Havre de Grace, Md. (The John Carroll School)
4	Nick Richards	F	6-11	244	So.	Kingston, Jamaica (The Patrick School)
22	Reid Travis	F	6-8	240	Gr.	Minneapolis (Stanford University)
25	PJ Washington	F	6-8	228	So.	Dallas (Findlay Prep)

Head Coach: John Calipari (Clarion, 1982)
Associate Head Coach: Kenny Payne (Louisville, 2003)
Assistant Coaches: Tony Barbee (UMass, 1993)
 Joel Justus (UNC Wilmington, 2004)
Special Asst. to the Head Coach: John Robic (Denison, 1986)
Assoc. AD/Basketball Operations: Chris Woolard (UCLA, 1997)

Director of Basketball Admin.: Will Barton (Kentucky, 2013)
Strength Coach: Robert Harris (Kentucky State, 2009)
Athletic Trainer: Chris Simmons (Memphis, 2002)
Equipment Manager: Mark Evans (Kentucky, 2013)
Recruiting Analyst: Brady Kennedy (Kentucky, 2016)



POLLS, STATS, MEDIA INFO

Weekly Media Schedule

14 Fri.	15 Sat.	16 Sun.	17 Mon.	18 Tue.	19 Wed.	20 Thu.
Media opportunity: 2 p.m.	vs. Utah 5 p.m. ESPN2	Off day	Practice: 2:30 p.m.	Practice: 2:30 p.m.	Media opportunity: 2 p.m.	Practice: 2:30 p.m.
Practice: 2:30 p.m.		No media availability	No media availability	No media availability	Practice: 2:30 p.m.	Travel Day
			John Calipari Show 6 p.m.			No media availability

Communications & PR Staff



Eric Lindsey
Director
Cell - 859.619.0944
Email - eric.lindsey@uky.edu



Deb Moore
Associate Director
Cell - 859.559.5781
Email - deb.moore@uky.edu



Jake Most
Assistant Director
Cell - 516.996.3229
Email - jake.most@uky.edu

Media Information

CREDENTIAL REQUESTS

Requests for single-game credentials should be made as far in advance as possible and no later than five days prior to game day online at sportssystem.com/Kentucky.

CREDENTIAL CRITERIA

The University of Kentucky's decision to issue credentials to a media outlet for the purposes of covering a UK basketball home or away event is determined by a variety of factors. They include the following:

- Amount of coverage given to Kentucky throughout the season
- Intention/ability to cover all 22 sports at Kentucky
- Distribution/size of publication: free, subscription, sale on newsstands, website traffic, etc.
- Radio or TV station program format and size of audience
- Length of existence of the publication, amount of original copy generated, number of full-time employees of the publication and the journalistic experience of the reporter(s)
- Attendance at Kentucky media sessions, including Olympic sport opportunities
- Space availability
- Professionalism, which includes but is not limited to conduct at games, press conferences, practices, on social media, etc.

The University of Kentucky has the right to revoke credentials under its own discretion.

INTERVIEW POLICIES-GENERAL

All interviews with University of Kentucky basketball players or staff members must be arranged through the Communications and public relations office. Media should never contact a player or coach directly.

The Wildcat Coal Lodge, dormitories, team locker rooms and other team quarters are private team areas. Media members are not permitted in these areas unless accompanied by appropriate university personnel.

PRACTICE/PRESS CONFERENCES

Other than announced exceptions, UK basketball practices are closed to the media. UK will accept requests to attend practice. All requests must be made by 10 a.m. the day before the practice. In cases in which practices are open to the media, no cell phones are allowed in the practice facility.

Player interviews are conducted prior to practices the day before a game and will be available to all UK media in the Joe Craft Center lower-level lobby. UK will accept requests for player interviews, but they must be submitted 24 hours prior to the scheduled availability.

Coach John Calipari or an assistant coach will meet with members of the media immediately following player interviews in the lower level lobby of the Joe Craft Center.

Gameday shoot-arounds are closed to the media.

TELEPHONE PLAYER INTERVIEWS

Telephone interviews are available to the media on a call-back basis. Individual player and coach telephone numbers will not be given to members of the media.

Players are instructed not to conduct interviews when contacted directly by telephone. The communications and public relations office will arrange for telephone interviews at a time most convenient for the student-athlete.

Other special requests are handled on a case-by-case basis.

POSTGAME INTERVIEWS

Following each game, there is a cooling-off period, during which time the players shower and dress. Approximately 10 minutes after the game ends, Coach Calipari conducts his postgame press conference while a player is taken to the UK Sports Network.

Following Coach Calipari's press conference and the cooling-off period, selected UK players are brought to the media interview room.

The Polls

Associated Press Top 25 Dec. 10

1. Kansas (57)
2. Duke (4)
3. Tennessee (1)
4. Gonzaga (1)
5. Michigan (1)
6. Virginia (1)
7. Nevada
8. Auburn
9. Michigan State
10. Florida State
11. Texas Tech
12. North Carolina
13. Virginia Tech
14. Buffalo
15. Ohio State
16. Wisconsin
17. Villanova
18. Mississippi State
19. Kentucky
20. Arizona State
21. Marquette
22. Iowa
23. Furman
24. Houston
25. Indiana
25. Syracuse
25. Kansas State

Receiving Votes: Nebraska, Maryland, Oklahoma, Cincinnati, St. John's, Purdue, NC State, Iowa State, TCU, San Francisco, UCLA, Minnesota, Butler, NJIT, Seton Hall, Davidson, Florida, Texas

USA Today Coaches Poll Dec. 10

1. Kansas (26)
2. Duke (1)
3. Virginia (1)
4. Tennessee
5. Michigan (3)
6. Gonzaga (1)
7. Nevada
8. Auburn
9. Michigan State
10. Florida State
11. Texas Tech
12. North Carolina
13. Virginia Tech
14. Ohio State
15. Buffalo
16. Villanova
17. Mississippi State
18. Kentucky
19. Wisconsin
20. Arizona State
21. Iowa
22. Houston
23. Maryland
24. Kansas State
25. Nebraska

Receiving Votes: Marquette, Cincinnati, St. John's, Furman, Purdue, Indiana, Syracuse, Oklahoma, TCU, UCLA, Iowa State, NC State, North Texas, UCF, Creighton, Florida, Arizona, Texas

UK in the Rankings

Team Rankings (through games on Dec. 8)

Category	Stat	SEC [NCAA]
Scoring	84.2	3rd [24th]
Scoring Defense	71.3	8th [176th]
Scoring Margin	+12.9	5th [47th]
Free Throw %	.757	3rd [32nd]
Field Goal %	.488	4th [43rd]
Field Goal % Def.	.426	11th [149th]
3-Point FG %	.340	9th [194th]
3-Point FG % Def.	.400	14th [340th]
Rebounding Off.	41.2	5th
Rebounding Def.	26.0	1st
Rebounding Margin	+15.3	1st [1st]
Blocks Per Game	5.4	6th [23rd]
Assists Per Game	14.1	9th [152nd]
Steals Per Game	5.8	10th [245th]
Turnover Margin	-0.7	10th [226th]
Assist/TO Ratio	0.9	13th [235th]
Off. Rebs. Per Game	13.9	3rd [18th]
Def. Rebs. Per Game	27.4	6th [93rd]
Def. Rebound %	.760	1st
Off. Rebound %	.443	1st
3-Point FG Per Game	5.6	13th [321st]

Individual Rankings

Category/Player	Stat	SEC [NCAA]
Blocks per game/Montgomery	1.4	14th [119th]
Blocks per game/Richards	1.3	18th [139th]
Def. rebs. per game/Washington	6.2	3rd [68th]
Double-doubles/Washington	3	1st [54th]
Double-doubles/Johnson	2	T6th [106th]
Double-doubles/Travis	1	T13th [218th]
Free-throw pect./Quickley	.839	3rd [109th]
Off. rebs. per game/Travis	2.7	T6th [122nd]
Off. rebs. per game/Washington	2.7	T6th [122nd]
Off. rebs. per game/Montgomery	2.2	18th [240th]
Rebounds per game/Washington	8.9	2nd [59th]
Rebounds per game/Travis	6.8	12th [244th]

SEC Standings (through games on Dec. 11)

Team	SEC Record	Overall Record	Games Back
Auburn	0-0 (.000)	8-1 (.889)	0.0
Mississippi State	0-0 (.000)	8-1 (.889)	0.0
Tennessee	0-0 (.000)	7-1 (.875)	0.0
Kentucky	0-0 (.000)	7-2 (.778)	0.0
LSU	0-0 (.000)	7-2 (.778)	0.0
Arkansas	0-0 (.000)	6-2 (.750)	0.0
Ole Miss	0-0 (.000)	6-2 (.750)	0.0
Vanderbilt	0-0 (.000)	6-2 (.750)	0.0
Alabama	0-0 (.000)	6-3 (.667)	0.0
Missouri	0-0 (.000)	6-3 (.667)	0.0
Florida	0-0 (.000)	5-4 (.556)	0.0
Georgia	0-0 (.000)	5-3 (.625)	0.0
South Carolina	0-0 (.000)	4-5 (.444)	0.0
Texas A&M	0-0 (.000)	3-4 (.429)	0.0

Upcoming in the SEC

Dec. 15-19

Contest	Time	TV Network
Saturday, Dec. 15		
Tennessee at Memphis	Noon	ESPN2
Utah at Kentucky	5 p.m.	ESPN2
Arizona State at Georgia	6 p.m.	SEC Network
Auburn vs. UAB	7:30 p.m.	
UTSA vs. Arkansas	8 p.m.	
Cincinnati at Mississippi State	8:30 p.m.	SEC Network
LSU vs. Saint Mary's	11 p.m.	ESPN2
Texas A&M vs. Oregon State	11 p.m.	Pac-12 Net.
Sunday, Dec. 16		
Chattanooga at Ole Miss	6 p.m.	SEC Network
Monday, Dec. 17		
Arizona State at Vanderbilt	7 p.m.	SEC Network
Tuesday, Dec. 18		
Xavier at Missouri	7 p.m.	ESPN2
Oakland at Georgia	7 p.m.	SEC Network+
Liberty vs. Alabama	8 p.m.	SEC Network+
Mercer at Florida	8 p.m.	SEC Network
Wednesday, Dec. 19		
Virginia at South Carolina	7 p.m.	SEC Network
Auburn at NC State	7 p.m.	ESPN2
Samford at Tennessee	7 p.m.	SEC Network+
Wofford at Mississippi State	8 p.m.	SEC Network+
Valparaiso at Texas A&M	8 p.m.	SEC Network+
Georgia Tech at Arkansas	9 p.m.	SEC Network

All times Eastern



NOTES

Honoring the Cats

Tyler Herro

- Jerry West Award Preseason Watch List

Keldon Johnson

- SEC Freshman of the Week (Nov. 26)
- John R. Wooden Award Preseason Top 50
- Citizen Naismith Trophy Early Season Watch List
- Julius Erving Award Preseason Watch List

Nick Richards

- Kareem Abdul-Jabbar Award Preseason Watch List

Reid Travis

- Senior CLASS Award Candidate
- John R. Wooden Award Preseason Top 50
- NABC Division I Player of the Year Watch List
- Citizen Naismith Trophy Early Season Watch List
- Preseason AP All-American Honorable Mention
- Preseason All-SEC First Team
- Karl Malone Award Preseason Watch List

PJ Washington

- John R. Wooden Award Preseason Top 50
- NABC Division I Player of the Year Watch List
- Citizen Naismith Trophy Early Season Watch List
- Preseason All-SEC Second Team
- NBC Sports Preseason All-America Fourth Team
- Karl Malone Award Preseason Watch List

Tracking the Cats

Charges Drawn

- Quade Green - 2
- Keldon Johnson - 1
- Nick Richards - 1

First Sub

- Nick Richards - 5
- Quade Green - 4
- Ashton Hagans - 4
- Reid Travis - 2
- EJ Montgomery - 1
- Immanuel Quickley - 1

Five-Second Violations

- Forced by Kentucky - 1
- Forced by Opponent - 0

Shot-Clock Violations

- Forced by Kentucky - 5
- Forced by Opponent - 0

Tipoffs

- Won by Kentucky - 5
- Won by Opponent - 4

Traditional 3-Point Plays

- Reid Travis - 6
- Keldon Johnson - 3
- PJ Washington - 3
- Ashton Hagans - 2
- Quade Green - 1
- Tyler Herro - 1
- Immanuel Quickley - 1

Clutch Free Throws

Free-throw totals during a single-digit game with 5:00 to play or OT:

Player	FTs (Pct.)
Quade Green	4-4 (1.000)
Immanuel Quickley	2-2 (1.000)
PJ Washington	7-9 (.778)
Reid Travis	3-4 (.750)
Ashton Hagans	2-4 (.500)
Keldon Johnson	1-2 (.500)
Nick Richards	1-2 (.500)
EJ Montgomery	0-1 (.000)

Kentucky 20-28 (.714)

Kentucky Falls to Seton Hall in Overtime

PJ Washington scored a career-high 29 points and grabbed 12 rebounds, but ninth-ranked Kentucky came up short, losing to Seton Hall 84-83 in overtime on Saturday in Madison Square Garden in the Citi Hoops Classic.

Kentucky (7-2) appeared to have lost the game at the end of regulation when Seton Hall's Myles Powell hit a 3-pointer with 1.5 seconds left in the game to give the Pirates a 70-67 lead. But Washington inbounded to Keldon Johnson, who drilled a midcourt three to tie the game 70-70, forcing overtime.

In the extra session, Seton Hall scored the first four points to lead 74-70. The Pirates would hold the lead until Johnson struck again, with another 3, giving the Cats an 82-81 lead with 42 seconds left.

On Seton Hall's next possession, Myles Cade missed a 3-pointer and Johnson secured the rebound. UK's Ashton Hagans was fouled, and was able to make one of two at the line to make it 83-81 with 23 seconds remaining.

Seton Hall (6-3) had a chance to take the lead on its last possession, again going to Cade, who converted a 3-pointer from the right side to give the Pirates an 84-83 lead with 9.5 seconds left. Kentucky did not call a timeout, instead choosing to play. Johnson got a look at a 3, but Seton Hall's Quincy McKnight got a hand on the shot, and the ball fell harmlessly as time expired.

Kentucky controlled the first half, trailing only once, at 12-11. The Cats struggled to score in the first 20 minutes, but the UK defense held Seton Hall in check. Kentucky used a 9-1 run to take a 24-16 lead, which would be the Wildcats' biggest advantage of the game. UK led 31-25 at the break.

Early in the second half, Kentucky would again lead by eight, 35-27. But with the Cats leading 39-32, the Pirates went on an 11-0 run to take a 43-39 advantage with 12:39 to play in regulation. Kentucky would tie the game 43-43 and the teams would play evenly until the Cats had a 5-0 run to lead 58-54 with 4:45 to go.

Kentucky held a 67-64 lead with 1:48 remaining in regulation, but Powell, who led Seton Hall with 28 points, hit a contested 3 with 1:13 left to tie the game at 67 apiece. Powell struck again with two seconds left, setting the stage for Johnson's heroics, which sent the game to extra time. Reid Travis had 13 points and six rebounds for the Cats, while Johnson and Tyler Herro each had 10.

- The loss snapped a seven-game winning streak for the Wildcats and ended their four-game winning streak in Madison Square Garden, where the Wildcats are 13-4 all-time
- UK led at halftime despite going 10:23 of game time without a field goal in the first half. The Wildcats missed 14 straight shots during the stretch. Kentucky was able to stay in front by holding Seton Hall to 33.3 percent from the floor in the first half with 10 turnovers
- The Wildcats won the battle of the boards for the eighth straight game. UK is plus-138 on the boards during that stretch, the most dominant eight-game rebounding run of the John Calipari era
- Kentucky blocked a season-high seven shots
- UK shot 80.0 percent at the free-throw line (24 of 30) and has made at least 70 percent in all but one game this season
- Washington's double-double was his third of the season and sixth of his career. He also added a career-high-tying four blocks and a career-high-tying four assists. He made a career-best 12 shots at the foul line on 13 attempts
- Hagans tied his career best with four assists in addition to eight points
- Jemarl Baker Jr. made his first career appearances in a regular-season game with 1:19 left in the first half. Baker redshirted last season and had missed the first eight of this season for precautionary reasons (swelling in his left knee)

Kentucky Faces Utah 20 Years after 1998 National Championship

A handful of months past the 20th anniversary of the 1998 national championship game in San Antonio, UK will host Utah for the first of a two-game series with the Utes on Saturday.

The Comeback Cats, who made a habit of rallying from behind during their national championship run, including overcoming a 10-point hole vs. Utah, defeated the Utes 78-69 in the Alamodome on March 30, 1998. Although the game won't be an official reunion of UK's seventh national title, it will bring back memories of some memorable battles with the Utes, especially in the 1990s.

UK faced the Utes in four of six seasons in the NCAA Tournament from 1993 to 1998, including the '98 national championship game, the '97 Elite Eight and the '96 Sweet 16. The Wildcats won all four NCAA Tournaments matchups in the '90s.

Kentucky has actually faced Utah in the NCAA Tournament in six of its last seven meetings, including a 62-52 victory in the 2005 NCAA Tournament. The Wildcats own the overall series 9-2, but this will mark Utah's first visit to Rupp Arena and its stop in Lexington since the 1976-77 season.

Kentucky will also face Utah next season during a two-game swing out west. The Wildcats will play back-to-back games in T-Mobile Arena in Las Vegas, first vs. Utah on Dec. 18, 2019, and then Ohio State on Dec. 21, 2019, in the CBS Sports Classic.

Utah is currently 4-4 on the season as has not won or lost consecutive games all season. If you're a believer in patterns, the Cats should be wary as the Utes are coming off a loss.

UK Welcomes 1993 Final Four Team for Reunion

The 1993 Kentucky men's basketball Final Four team will be honored this weekend, including at Saturday's home game vs. Utah, as UK continues to honor elite teams of the past.

The team will watch practice of the current team this week, take a tour of UK's facilities, enjoy a Friday evening social and then watch Saturday's game in Rupp Arena. The team will be introduced at halftime.

The 1993 team is one of 10 teams across three programs being honored during the 2018-19 athletics season, as selected by UK's reunion committee.

UK Athletics established a reunion committee as a way to honor great Kentucky teams of the past. The committee was formed to define official parameters of recognition, identify and select deserving teams, and coordinate dates and arrangements with the specific programs. Input from current head coaches and administrators was taken into account when setting the criteria.

Standards for selecting teams each year will include but is not limited to final records, conference championships and postseason finishes. The committee will place emphasis on honoring teams that coincide with yearly markers (for example, a 25th anniversary of a team's championship), although other factors will be taken into consideration.

UK honored Adolph Rupp's first three national championship teams (1948, '49 and '51) at Big Blue Madness. The 1958 national championship team will be celebrated for the Auburn home game on Feb. 23.

The 1993 Kentucky Final Four team marked the program's first visit to the national semifinals since 1984 after enduring NCAA sanctions just a few years earlier. Led by Jamal Mashburn, an NCAA Consensus First Team All-American and the Southeastern Conference Player of the Year, the Wildcats won the SEC Tournament and stormed through the NCAA Tournament with a high-scoring offense. The Wildcats scored 96 or more points in three of their NCAA Tournament games before falling to Michigan in the Final Four.

Mashburn led the Wildcats with 21.0 points and 8.4 rebounds per game. Travis Ford averaged 13.6 points and 4.9 assists per game, and Dale Brown chipped in with 9.4 points a 3.4 boards per game.



2018-19 Lead-Deficit Comparison

Opponent	Biggest Lead	Biggest Deficit	Biggest Run	Changes	Ties	Led	Trailed	Result
vs. Duke	None	37 (2nd)	7-0	0	0	0:00	39:14	L, 118-84
S. ILLINOIS	12 (2nd)	8 (1st)	9-0	5	3	17:40	19:31	W, 71-59
N. DAKOTA	38 (2nd)	4 (1st)	15-0	5	2	35:45	1:32	W, 96-58
VMI	19 (2nd)	2 (1st)	12-0	8	6	31:53	2:20	W, 92-82
WINTHROP	26 (2nd)	1 (1st)	11-0	2	0	39:22	0:21	W, 87-74
TENNESSEE ST.	20 (2nd)	6 (1st)	11-0	3	2	29:28	8:45	W, 77-62
MONMOUTH	47 (2nd)	N/A	11-0	0	2	38:53	0:00	W, 90-44
UNCG	17 (2nd)	5 (1st)	10-0	5	5	16:52	19:45	W, 78-61
vs. Seton Hall	8 (1st)	4 (2nd)	8-0	13	11	24:19	7:40	L, 84-83 ^{OT}
UTAH								
vs. N. Carolina								
at Louisville								
at Alabama								
TEXAS A&M								
VANDERBILT								
at Georgia								
at Auburn								
MISSISSIPPI ST.								
KANSAS								
at Vanderbilt								
at Florida								
SOUTH CAROLINA								
at Mississippi St.								
LSU								
TENNESSEE								
at Missouri								
AUBURN								
ARKANSAS								
at Tennessee								
at Ole Miss								
FLORIDA								
BIGGEST/MOST	47	37	15-0	13	11	39:22	39:14	
TOTALS						235:12	99:08	

Green to Transfer from Kentucky

Sophomore guard Quade Green has decided to transfer from the University of Kentucky.

Green notified Kentucky of his decision on Wednesday and will have the ability to transfer to any school without any restrictions, per NCAA rules.

"I have loved my time at Kentucky and love Coach Cal and the staff," Green said. "This was a difficult decision and one I didn't take lightly. However, after talking with my family and the coaching staff, I just felt like it was best that I explore other opportunities for my athletic and academic future. I have enjoyed my time at Kentucky and I'll never forget the Big Blue Nation for its love and its support."

Green appeared in 43 games for the Wildcats over parts of two seasons, averaging 9.0 points and 2.6 assists per game. He was third on the 2017-18 team as a freshman with 41 3-pointers and had made 11 of 26 this season (42.3 percent).

The Philadelphia native started 13 of 34 games in 2017-18 and was averaging 17.8 minutes per game this season. He played a key role on the 2018 Southeastern Conference Tournament championship team, topping double figures 17 times, including six of his final 11 games played. He had three or more assists in 17 games last season. Green hit the game-winning layup in a comeback victory vs. Vanderbilt.

"I met with Quade yesterday and we talked through a lot of different things," UK men's basketball head coach John Calipari said. "The thing that struck me most is what a great kid Quade is. He felt like he was in a position that he couldn't overcome and he had the maturity to come in and sit down and talk through it with me."

"Quade has my full support with this decision. We haven't had many kids leave, but when we do, we always support them and, in just about every case, stay in touch with each other. I hope that will be the case with Quade."

Green scored in double figures in four games this season, including a season-high 17 points with three 3-pointers vs. VMI. He made a career-high four 3-pointers vs. Monmouth and dished out three or more assists in five games this season.

Calipari Now Third on Games Coached List

With a win over UNC Greensboro on Dec. 1, 10th-year head coach John Calipari passed Tubby Smith for third in UK's lineage of coaching tenures in program history. Smith's 10-year career with the Wildcats ended with his 346th game. Calipari and UK's win over UNCG marked the 347th career game he's been at the helm.

Hall of Famer Adolph Rupp is obviously first with a 42-year tenure spanning 1,066 career games and 876 wins. Joe B. Hall ranks second with 397 career games and 297 wins. With a win over UNC Greensboro, Calipari now sits 15 wins shy of becoming the program's second all-time winningest coach and 49 games of becoming the second-longest tenured head coach.

Bounce Back

The Wildcats don't lose very often during the John Calipari era, but when they do, they almost always bounce back. UK improved to 45-12 under Calipari following a loss with a win over Southern Illinois on Nov. 9.

The Wildcats have only lost back-to-back games 12 times during the Calipari era with three of those losses having come during a four-game losing streak from Feb. 3-14, 2018. That was the first four-game losing streak under Calipari.

Previously, the last time UK lost four games in a row was in February 2009, when the Wildcats dropped four straight games to end the regular season. It's the first time Calipari had lost four straight since the end of the 2004-05 season at Memphis.

Cats Trying to Shore up 3-Point Defense Woes

John Calipari-coached teams are typically among the best in the country at defending the 3-point shot.

Dating back to 2008-09 (the first season the NCAA has 3-point field-goal percentage defense statistics readily available), Calipari's last 10 teams (including his 2008-09 Memphis squad) have ranked in the top 100 in all but one season in 3-point field-goal percentage defense. Three of those have ranked in the top 10 and not a single team allowed opponents to shoot better than 32.6 percent from behind the arc.

As a matter of fact, if one factors in all of Calipari's teams at UK, Memphis and UMass, only two teams have ever allowed the opposition to shoot better than 35.0 percent for a season and 14 of his prior 26 teams limited the opposition to 32.0 percent or less.

It's been a different story this season.

Punctuated by VMI's historic 3-point display in the middle of November, a performance that included 19 3-pointers -- the most ever by a Kentucky opponent -- and 10 by Bubba Parham, opponents are making 40.0 percent of their



NOTES

CATS IN THE NBA

At the beginning of the 2018-19 season, 31 former Wildcats were on an opening-day roster, more than any other school in the country. The following listing is as of opening day.

Name	Team
Bam Adebayo	Miami Heat
Eric Bledsoe	Milwaukee Bucks
Devin Booker	Phoenix Suns
Isaiah Briscoe	Orlando Magic
Willie Cauley-Stein	Sacramento Kings
DeMarcus Cousins	Golden State Warriors
Anthony Davis	New Orleans Pelicans
Hamido Diallo	Oklahoma City Thunder
De'Aaron Fox	Sacramento Kings
Wenyen Gabriel	Sacramento Kings
Shai Gilgeous-Alexander	Los Angeles Clippers
Andrew Harrison	Memphis Grizzlies
Enes Kanter	New York Knicks
Michael Kidd-Gilchrist	Charlotte Hornets
Brandon Knight	Phoenix Suns
Kevin Knox	New York Knicks
Skal Labissiere	Sacramento Kings
Trey Lyles	Denver Nuggets
Jodie Meeks	Milwaukee Bucks
Darius Miller	New Orleans Pelicans
Malik Monk	Charlotte Hornets
Jamal Murray	Denver Nuggets
Nerlens Noel	Oklahoma City Thunder
Patrick Patterson	Oklahoma City Thunder
Alex Poythress	Atlanta Hawks
Julius Randle	New Orleans Pelicans
Rajon Rondo	Los Angeles Lakers
Karl-Anthony Towns	Minnesota Timberwolves
Tyler Ulis	Chicago Bulls
Jarred Vanderbilt	Denver Nuggets
John Wall	Washington Wizards

Several former Wildcats are among the NBA league leaders in the major statistical categories. Stats are through Dec. 11. Former UK players are in **BOLD**.

Points Per Game

1. James Harden (Rockets) - 30.0
- 5. Anthony Davis (Pelicans) - 27.4**
- 17. Karl-Anthony Towns (Timberwolves) - 21.6**

Rebounds Per Game

1. Andre Drummond (Pistons) - 15.5
- 7. Anthony Davis (Pelicans) - 12.2**
- 8. Karl-Anthony Towns (Timberwolves) - 11.9**
- T11. Enes Kanter (Knicks) - 11.5**
- 19. Julius Randle (Lakers) - 9.4**

Assists Per Game

1. Kyle Lowry (Raptors) - 9.9
- 3. John Wall (Wizards) - 8.3**
- 9. De'Aaron Fox (Kings) - 7.5**

Blocks Per Game

1. Hassan Whiteside (Heat) - 2.91
- 2. Anthony Davis (Pelicans) - 2.84**
- 13. Karl-Anthony Towns (Timberwolves) - 1.67**
- T18. Nerlens Noel (Thunder) - 1.38**

Steals Per Game

1. Paul George (Thunder) - 2.24
- T11. Anthony Davis (Pelicans) - 1.68**
- 14. John Wall (Wizards) - 1.60**

Field-Goal Percentage

1. Rudy Gobert (Jazz) - .685
- 15. Julius Randle (Pelicans) - .555**
- 20. Willie Cauley-Stein (Kings) - .538**

Free-Throw Percentage

1. Malcolm Brogdon (Bucks) - .978
- 12. Malik Monk (Hornets) - .891**

Double-Doubles

1. Joel Embiid (76ers) - 24
- T5. Enes Kanter (Knicks) - 18**
- T9. Anthony Davis (Pelicans) - 17**
- T11. Karl-Anthony Towns (Timberwolves) - 16**
- T16. Julius Randle (Pelicans) - 14**

long-range shots against UK and making 9.1 3-point field goals per game. Kentucky's 3-point field-goal percentage defense ranks 340th in the country (through games on Dec. 9).

Winthrop followed the historic VMI performance with 13-pointers of its own, and after a three-game improvement vs. Tennessee State, Monmouth and UNC Greensboro, Seton Hall hit 11. Four Kentucky opponents have hit 11 or more 3-pointers this season.

In other words, it doesn't just *seem* like Kentucky's foes are making more perimeter shots than they normally do; they *are*.

There is no question Kentucky needs to make some improvements on the perimeter, but perhaps there are other factors involved as well.

First, it's still early in the season. Nine games isn't a large sample size, and if history tells us anything, the numbers will return to the median. If no other Calipari team has allowed opponents to shoot better than 32.6 percent from behind the arc, chances are Kentucky's current 3-point field-goal percentage defense will continue to get better.

The other could be the opponents. Up until Monmouth, Kentucky's opponents were all 3-point-shooting-happy teams.

At the time, five of the first six opponents UK faced ranked in the top 80 in 3-point field goal percentage and three ranked in the top 20 in 3-point field goals made per game. Sometimes a good offense just beats a good defense, and though Calipari would be the first to tell you the defense needs to get significantly better, part of the early-season perimeter struggles on defense could just be buzzard's luck in scheduling good 3-point shooting teams.

Cats Cleaning the Glass

Although this Kentucky team isn't quite as long in the frontcourt as some of John Calipari's more recent teams, it has rebounded the ball in dominating fashion this season.

UK has corralled 124 offensive rebounds on the season and snared 18 or more offensive rebounds against Southern Illinois, North Dakota and VMI. The Cats have hauled in double-digit offensive rebounds in seven of nine games.

That rate has propelled the Wildcats to first in KenPom.com's rankings for offensive rebounding percentage at 44.3 percent (through games on Dec. 9). UNLV is the next closest team with a rate of 43.3 percent. The dominance on the offensive glass has enabled the Wildcats to average 13.3 second-chance points per game.

Kentucky has outrebounded its last eight opponents by a combined 138 rebounds, an average of plus-17.3 per game. It's the best eight-game stretch under Calipari. For the season, UK is plus-137. The 15.2 per game rebounding margin ranks first in the country.

Three Wildcats are averaging 6.0 rebounds or more per game, but sophomore PJ Washington has led the domination with 8.8 boards per game. He's grabbed seven or more rebounds in each of the last seven games, including double-figure outings in back-to-back games vs. VMI and Winthrop.

Washington grabbed a career-high 18 boards in the win over VMI with seven offensive boards and 11 on the defensive end.

The remarkable thing is Washington's 18-rebound game isn't even the best of the season. Against Souther Illinois, Nick Richards gobbled up a career-high 19 rebounds -- exactly what SIU totaled as a team -- to help lift Kentucky to a plus-29 margin on the boards. According to Big Blue History, a comprehensive fan website, it's the first time in school history a UK player has recorded as many rebounds as the opponent.

Richards had nine boards on the offensive end vs. SIU -- tied for the most in the Calipari era -- and 10 on the defensive end. The 19 total boards were the most by a Wildcat since Michael Kidd-Gilchrist had 19 in a win over Louisville on Dec. 31, 2011.

The two games by Washington and Richards marked the first time since the 2011-12 season that two different Wildcats have hauled in 18 or more in the same season. Kidd-Gilchrist (19 vs. Louisville) and Anthony Davis (18 vs. Chattanooga on Dec. 17, 2011) were the last tandem to turn the trick.

This team has the makings to be Calipari's best rebounding team at Kentucky. The 2013-14 team, led by 10.4 boards a game from freshman Julius Randle, ranked second in the country with a plus-9.4 rebound margin. The 2009-10 team had the best per-game average of 41.7, just above this season's 41.3 mark.

Good or Great? Washington Shows Ability to be 'as Good as any Player'

PJ Washington has shown the ability to be a very good college player. He's also shown the ability to be an elite, first-round NBA Draft type of player. It's that difference -- from good to great -- that has John Calipari wanting more from his sophomore forward.

The latest display of dominance from Washington was a career performance vs. Seton Hall in Madison Square Garden in New York. Washington scored a career-high 29 points to go along with 12 rebounds, a career-high-tying four blocks and a ca-

Measurables



Top Wing Span

1. Nick Richards - 7'5"
2. PJ Washington - 7'3"
3. Reid Travis - 7'0.25"
4. EJ Montgomery - 6'11.5"
5. Keldon Johnson - 6'8.75"

Top Vertical

1. Immanuel Quickley - 37.0"
- T2. Johnson/Richards/Washington - 36.50"
5. Ashton Hagans - 36.0"
6. Reid Travis - 35.5"

Top Hand Width

1. Nick Richards - 10.5"
2. PJ Washington - 10.25"
3. EJ Montgomery - 10.0"
4. Ashton Hagans - 9.75"
5. Jemarl Baker Jr. - 9.25"



reer-high-tying four assists. Washington ignited the Wildcats early, was Kentucky's go-to player late in the game with 16 of the Wildcats' final 33 points in regulation and overtime, and was clutch at the free-throw line, making a career-best 12 of 13 from the charity stripe.

Earlier this season, Washington had a dominant three-game stretch vs. North Dakota, VMI and Winthrop in which he averaged 21.0 points, 12.0 rebounds and 2.7 assists. Included in that stretch was a 25-point game that featured a career-best four 3-pointers, back-to-back double-doubles and a career-high 18-rebound game against VMI.

All told, Washington has three double-doubles in nine games this season and six in his career. He's averaging 14.0 points on the season and a team-best 8.8 rebounds while shooting 51.9 percent from the floor.

Here's the catch: If Washington can display dominating performances like he did vs. Seton Hall, North Dakota, VMI and Winthrop, he should be doing it every game, his coach believes.

"That's who he should be the whole game," Calipari said following the Seton Hall performance. "That's who you are. Why aren't you getting 35 and 20? ... If that's who you are and you're making free throws and you're doing the things that you're doing, you're as good as any player in the country. Be that guy every night."

Taking Advantage of Free Points

Kentucky has been increasingly impressive on the boards, but offensively one of its strengths early has been its success at the free-throw line. UK is earning 27.2 percent of its points at the charity stripe and connecting at a 75.7-percent rate. Kentucky's free-throw rate is ranked second in the country, according to KenPom.com (through games on Dec. 9), while its make percentage is 34th in the nation.

Five players are shooting 75.0 percent or better, led by freshman Tyler Herro's 88.9 percent.

Kentucky's strong performance at the line isn't relegated to its success rate of makes, but also the frequency in which the Cats are getting to the line and the number of makes per game. Through nine games, Kentucky is traveling to the line an average of 30.2 times a game. The Wildcats are making an average of 22.9 a game. The opposition is averaging 10.9 makes on an average of 15.9 trips a game.

John Calipari's best free-throw shooting team at Kentucky shot 72.6 percent in 2014-15. The 2013-14 squad averaged the most trips (28.7) and makes (19.5) per game under Calipari's tutelage. UK's current free-throw percentage of .757 would be the highest since the 2008-09 team shot at a 77.3-percent clip.

Herro Ball

Coach John Calipari consistently emphasizes his players to never play "hero ball," rather make the simple plays that help the team win. But, defensively this season there's been a different kind of Herro ball for the Cats.

Although dubbed as one of the most gifted scorers of the 2018 recruiting class, Tyler Herro

has found ways to make an impact in other areas of the game. He's had two rebounding games of eight or more boards and two games with five or more assists.

However, it's the two games with five or more steals that's made Calipari-era history. Herro became just the second player under Calipari's tutelage to register five or more steals in a game at least twice in a season when he had five against North Dakota and another five in a win over Monmouth. The only other player to do so? John Wall, who had six against both UConn and UNC Asheville during the 2009-10 season.

Travis a Candidate for Senior CLASS Award

Reid Travis is one of 30 candidates for the Senior CLASS Award the organization announced. Honoring student-athletes who excel both on and off the court, the candidates must be classified as an NCAA Division I senior and have notable achievements in four areas of excellence in community, classroom, character and competition to be eligible for the award.

An acronym for Celebrating Loyalty and Achievement for Staying in School, the Senior CLASS Award focuses on the total student-athlete and encourages students to use their platform in athletics to make a positive impact as leaders in their communities.

Ten finalists will be named in February and placed on the official ballot for a nationwide vote from fans, coaches and media. The winner will be announced during the 2019 NCAA Men's Final Four in Minneapolis in April.

Travis graduated from Stanford University in June with a degree in science, technology and society before transferring to Kentucky as a graduate student this summer. He is enrolled in UK's master's program in health promotion with an emphasis in sport leadership. Travis is intrigued by career aspirations in technology entrepreneurship after his time in Silicon Valley.

While at Stanford, he served the Ronald McDonald house once a month, interacting with families and serving dinner. The Cardinal became close with one particular patient, Ty from Lake Tahoe, and the squad adopted him as a member of their team. Ty spent time at practices and games while getting treatment at Stanford. Additionally, Travis has been a mainstay as a volunteer alongside his mom, Jacqueline, at their hometown church in Minneapolis. He's assisted her with setups and the organization of various meals and mass preparation.

While at Kentucky, he helps oversee the execution of UK's God's Pantry initiative as a part of his "Good Deeds" project. He is a part of the organization of stuffing bagged lunches and deliveries to local elementary schools. The entire team participated in Samaritan's Feet in the Bahamas and worked with the Salvation Army at Thanksgiving.

On the court, he is a two-time first-team All-Pac 12 selection. He was named to the National Association of Basketball Coaches All-District First Team and the U.S. Basketball Writers Association All-District team a season ago. Travis capped his career with the Cardinal having become one of just three players in program history to amass at least 1,400 career points and 700 rebounds in fewer than 100 games played. He ranked third in the Pac-12 in both scoring (19.5 points per game) and rebounding (8.7 rebounds per game) while scoring in double-figures in all but one game.

UK's Record vs. AP Ranked Opponents and as an AP Ranked Opponent Under Cal

Kentucky (RK)	Opponent Rank																									RV	NR	TOTAL	
	1	2	3	4	5	6	7	8	9	10	11	12	13	14	15	16	17	18	19	20	21	22	23	24	25				
1	-	0-1	0-1	1-0	2-0	2-0	-	2-0	1-0	-	0-1	-	-	-	-	2-0	1-0	1-0	-	1-0	3-0	1-0	-	-	-	6-2	46-2	69-7	
2	-	-	-	0-1	1-0	0-1	-	-	-	-	-	1-0	1-0	-	1-0	-	1-0	-	0-1	-	-	-	-	-	-	4-0	23-0	32-3	
3	-	-	-	1-0	-	-	-	-	0-1	-	-	1-0	-	-	-	-	-	-	-	0-1	-	-	-	-	-	1-0	17-0	20-2	
4	-	0-1	-	-	-	-	-	-	-	-	-	-	-	1-0	-	-	-	-	-	-	-	-	-	-	1-0	1-0	6-2	9-3	
5	-	-	-	-	-	0-1	-	-	-	-	1-0	-	-	-	-	-	-	-	-	-	-	-	-	-	1-0	-	8-0	10-1	
6	-	-	-	-	-	-	1-0	1-0	-	0-1	-	-	-	-	-	-	-	-	1-0	-	-	-	-	-	-	1-0	6-0	10-1	
7	-	-	-	0-1	-	-	-	-	-	-	-	-	-	-	-	-	-	-	-	-	-	-	-	-	-	-	2-1	2-2	
8	-	-	-	-	-	-	-	-	-	-	-	-	1-0	-	-	-	-	-	-	-	-	-	-	-	0-1	2-3	11-0	14-4	
9	-	-	-	-	-	-	-	-	-	-	-	-	-	-	-	-	-	-	-	-	-	-	-	-	-	-	3-2	3-2	
10	-	-	-	-	-	-	-	-	-	-	-	-	0-1	-	-	-	-	-	-	-	-	-	-	-	-	0-3	10-1	10-5	
11	1-0	-	-	-	-	-	1-0	-	0-1	-	-	-	1-0	-	-	-	-	0-1	-	-	-	2-0	-	-	-	-	6-1	11-3	
12	-	-	-	-	-	-	-	-	-	-	-	-	-	-	-	1-0	-	-	-	-	-	-	-	-	-	1-0	1-1	3-1	
13	-	-	-	-	-	-	-	-	-	-	-	-	-	-	-	-	-	-	-	-	-	-	-	-	-	-	6-1	6-1	
14	-	-	0-1	-	-	-	-	-	-	-	-	-	-	-	-	-	-	-	-	-	-	-	-	-	-	1-1	7-1	8-3	
15	-	-	-	-	-	-	-	-	-	-	-	-	1-0	-	-	-	-	-	-	-	-	-	-	-	-	1-0	3-0	5-0	
16	-	-	-	-	-	-	-	-	-	-	-	-	-	-	-	-	1-0	-	-	-	-	-	-	-	-	1-0	4-1	6-1	
17	-	-	-	-	-	-	-	-	-	-	-	-	-	-	-	-	-	-	-	-	-	-	-	1-1	-	-	3-2	4-3	
18	-	-	-	-	-	-	-	-	-	-	-	-	-	-	-	-	-	-	-	-	-	-	0-1	-	-	3-2	4-2	7-4	
19	-	-	-	1-0	-	-	-	-	-	-	-	-	-	-	-	-	-	-	-	-	-	-	-	-	-	-	1-0	2-0	
20	-	-	-	0-1	-	-	-	-	-	-	-	-	-	-	-	-	-	-	-	-	1-0	-	-	-	-	-	3-1	4-2	
21	-	-	-	-	-	-	-	-	-	-	-	-	-	-	-	-	-	-	-	-	-	-	-	-	-	1-0	2-1	3-1	
22	-	-	-	-	-	-	-	-	-	-	-	1-0	-	-	-	-	-	-	-	-	-	-	-	-	-	1-0	5-1	7-1	
23	-	-	-	-	-	-	-	-	-	-	-	-	-	-	-	-	-	-	-	-	-	-	-	0-1	-	3-0	3-1		
24	-	-	-	-	-	-	-	-	-	-	-	-	-	0-1	-	-	-	-	-	-	-	-	-	-	-	0-1	0-2		
25	0-1	-	-	-	-	-	0-1	-	-	-	-	-	-	-	-	-	-	-	-	-	-	-	-	-	-	1-1	1-3		
RV	0-1	1-0	-	-	1-0	-	2-0	-	-	0-1	-	1-0	1-0	-	-	-	-	0-1	-	-	-	-	-	-	-	-	-	6-3	
NR	-	-	-	0-1	-	-	-	-	-	-	1-0	-	-	-	-	1-0	-	-	-	-	-	-	-	-	-	-	-	2-1	
TOTAL	1-2	1-2	0-2	3-4	4-1	2-1	4-1	3-0	1-2	1-2	1-1	4-0	5-0	1-1	1-1	4-0	3-0	1-2	1-1	1-1	1-1	4-0	3-0	1-2	1-1	1-0	Total	257-60	
																											Total	52-27	



NOTES

Points Per Possession

Game	Off. PPP	Def. PPP
vs. Duke	1.02	1.44
SOUTHERN ILLINOIS	1.04	0.87
NORTH DAKOTA	1.35	0.82
VMI	1.31	1.17
WINTHROP	1.10	0.94
TENNESSEE STATE	1.07	0.86
MONMOUTH	1.30	0.64
UNC GREENSBORO	1.10	0.86
vs. Seton Hall	1.06	1.08
UTAH		
vs. North Carolina		
at Louisville		
at Alabama		
TEXAS A&M		
VANDERBILT		
at Georgia		
at Auburn		
MISSISSIPPI STATE		
KANSAS		
at Vanderbilt		
at Florida		
SOUTH CAROLINA		
at Mississippi State		
LSU		
TENNESSEE		
at Missouri		
AUBURN		
ARKANSAS		
at Tennessee		
at Ole Miss		
FLORIDA		

Overall

UK offensive high - 1.35 vs. NORTH DAKOTA

UK offensive low - 1.02 vs. Duke

Kentucky SEC offensive high -

Kentucky SEC offensive low -

Kentucky postseason high -

Kentucky postseason low -

Opponent offensive high - 1.44 vs. Duke

Opponent offensive low - 0.64 vs. MONMOUTH

Opponent SEC offensive high -

Opponent SEC offensive low -

Opponent postseason high -

Opponent postseason low -

This season, Travis is averaging 14.4 points and 6.8 rebounds per game for the 7-2 Wildcats. Both of those totals rank second on the team. He's connecting on 58.2 percent of his field goals and 75.0 percent of his free throws, both of which would be career-best numbers. Just nine games into his career with UK, he's blocked seven shots, already tied for the most he's had in a single season during his career.

This Land is Your Land, This Land is My Land

It took 117 seasons of basketball to do, but Kentucky has finally pulled off the rare and impressive feat of having defeated a team from all 50 states in the country.

North Dakota was the lone state from which the Wildcats had never played an opponent (nor, obviously, beaten one). UK finally had the opportunity to last week and took care of business with a 96-58 win.

North Dakota is one of five states UK has played only once, the other four being Delaware, New Mexico, South Dakota and Vermont.

Tennessee -- not Kentucky -- is the state that UK has played more games, won more contests and dropped more matchups against than any other state because of Southeastern Conference rivals Tennessee and Vanderbilt.

Kentucky Picked to Win 49th SEC Title

With a mix of seasoned veterans and another crop of talented newcomers, Kentucky will once again be the hunted. Of course that's the same mantra every season, but a select panel of media confirmed the standard for 2018-19 when it voted the Wildcats to win their sixth regular-season title under 10th-year head coach John Calipari.

Should Kentucky achieve the feat, it would mark the program's 49th overall regular-season title.

It's the 14th time since the 1998-99 season the Wildcats are the overall preseason favorite. Calipari has directed his teams to regular-season SEC crowns in 2010, 2012, 2015, 2016 and 2017. Kentucky has claimed the SEC Tournament title in each of the last four seasons and six in all, winning in 2010, 2011, 2015, 2016, 2017 and 2018.

Each school selected media members that cover their team and additional media from across the nation were selected by the conference office to comprise the voting panel. Points were compiled on a 14-13-12-11-10-9-8-7-6-5-4-3-2-1 basis. Each media member also voted for two All-SEC teams.

Travis, Washington Tabbed Preseason All-SEC

In a league as talented as it's ever been, Reid Travis and PJ Washington were tabbed preseason All-Southeastern Conference picks by both the league's coaches and the league's media.

Travis and Washington were both picked to the first team by the league's coaches. Travis was tabbed a first-team selection by the media while Washington was picked for the second team. Both players, along with Keldon Johnson, received at least one vote for the preseason pick for SEC Player of the Year by the media.

Kentucky has featured at least one player on the coaches' final All-SEC First Team since the 2006-07 season.

Cats Deliver the Knockout Punch

UK is 240-5 (.980) in the John Calipari era when leading by at least 10 points at any time in the contest.

When Kentucky failed to put away South Carolina in 2017-18 after leading by as many as 14 points in the second half, it was the first time the Wildcats let a double-digit lead wind up in a loss since losing two such games in the 2015-16 campaign.

UK also blew two double-digit leads during the 2012-13 season. Four of the five losses have been to conference opponents.

Perhaps most impressive of all is that 70.4 percent of games Calipari has coached in at Kentucky have produced 10-point leads at some point during the game for UK. The Wildcats have led by 10 points or more in a whopping 85.1 percent of Calipari's 282 career wins at Kentucky.

Big-Game Cal, Cats

John Calipari's teams aren't just good against the best teams in the country, they're great. Not only does Kentucky have a 52-27 record (.658) vs. Associated Press Top 25 teams, UK is 5-4 when both teams are ranked in the AP top five under Calipari.

All-time, Calipari is 11-8 when both teams are ranked in the AP top

five. When both teams are ranked in the AP Top 25, Calipari's all-time record is 75-50, including a 44-23 mark at Kentucky. When both are ranked in the top 10 he has a 24-16 record, including 13-9 at UK.

Taking Care of Business

Kentucky's 52-27 record vs. opponents ranked in the Associated Press Top 25 in John Calipari's tenure is impressive, but the Wildcats' ability to beat all-comers can't be overlooked. Under Calipari, UK is 230-39 vs. unranked competition, an .855 winning percentage.

Always Efficient

According to Ken Pomeroy's calculations on kenpom.com, UK's teams under John Calipari have consistently ranked among the most efficient teams in the country per possession.

Year	Offense (Rank)	Defense (Rank)	Overall
2019	115.5 (12)	95.9 (46)	17th
2018	115.8 (24)	95.4 (22)	17th
2017	119.1 (12)	91.4 (7)	4th
2016	120.4 (5)	98.0 (53)	6th
2015	119.3 (5)	86.5 (2)	1st
2014	117.6 (10)	96.9 (41)	11th
2013	108.8 (42)	99.1 (129)	42nd
2012	122.9 (2)	88.2 (9)	1st
2011	118.1 (7)	90.4 (15)	6th
2010	116.1 (15)	86.2 (6)	3rd

through games on Dec. 9

Hold Them to 55 Points, 40 Percent

Defense has always been a recipe for success for the Wildcats under John Calipari. The special ingredient: 55 points. UK is a perfect 65-0 under Calipari when holding the opponent to 55 points or fewer. The Wildcats are 157-7 (.957) under Calipari when limiting the opponent to 63 points or less. Kentucky's 61-59 loss to Tennessee in 2017-18 snapped a 60-game winning streak when holding the opponent to 63 or less.

Kentucky has also fared well when it keeps its opponents to less than a 40-percent field-goal clip from the floor. UK is 167-15 (.918) against opponents under Calipari when its field-goal percentage is 40 percent or lower.

Calipari Plans to Redshirt for 2018-19

Junior Brad Calipari plans to redshirt for the 2018-19 season. If he doesn't play this season, he will have two seasons of eligibility remaining. He will continue to practice and travel with the team.

The two-time Southeastern Conference Academic Honor Roll member is on track to graduate in three years with a degree in communication. After that he plans to pursue graduate school.

Calipari has played in 27 career games in his first two seasons as a Wildcat and has recorded 11 points and five rebounds. He played in five of UK's six exhibition games in the preseason, totaling three points, three rebounds and two assists in 40 minutes. He played eight minutes vs. Transylvania but did not appear in the final tune-up against Indiana University of Pennsylvania.

Baker Appears in First Game as a Wildcat

Redshirt freshman guard Jemarl Baker Jr. made his much-anticipated debut vs. Seton Hall in New York.

After redshirting last season and missing the first eight games of the 2018-19 season, Baker made his Kentucky debut late in the second half.

Baker did not record any statistics other than a minute of action, but it was an important minute for a player who has waited a long time to get on a college court in game action.

The sharpshooting guard out of Menifee, California, missed all of last season after undergoing knee surgery. He returned to full action over the summer but was withheld from game action, including the Bahamas, because of a few instances of swelling. He recently returned to practice.

He averaged 17.1 points, 4.1 assists and 3.5 rebounds as a senior at Eleanor Roosevelt High School.

Keep a Watchful Eye on These Cats

Stocked full of some of the nation's top talent, a handful of Wildcats are on a number of national preseason watch lists:



- Tyler Herro - Jerry West Award (Naismith Memorial Basketball Hall of Fame's best shooting guard)
- Keldon Johnson - John R. Wooden Award (Los Angeles Athletic Club National Player of the Year), Citizen Naismith Trophy (Atlanta Tipoff Club NPOY), Julius Erving Award (HOF's best small forward)
- Nick Richards - Kareem Abdul-Jabbar Award (HOF's best center)
- PJ Washington - National Association of Basketball Coaches Division I Player of the Year, John R. Wooden Award, Citizen Naismith Trophy, Karl Malone Award (HOF's best power forward)
- Reid Travis - NABC Division I Player of the Year, John R. Wooden Award, Citizen Naismith Trophy, Karl Malone Award (HOF's best power forward), Senior CLASS Award

Kentucky Signs Allen, Maxey

The first two dominoes of what expects to be another stellar Kentucky recruiting class fell this week with the official commitments of highly coveted prospects Tyrese Maxey and Don-taie Allen.

Both signed national letters of intent during the fall signing period and will be eligible to play for Kentucky starting with the 2019-20 season.

Maxey is a consensus top-10 player and a five-star prospect. Allen was a fast-riser in the recruiting rankings this summer and is a four-star prospect.

In every season in the Calipari era, the Wildcats have signed a top-three recruiting class according to the Recruiting Services Consensus Index, which tallies major recruiting rankings and plugs them into a formula to calculate a consensus ranking.

UK can only comment on prospective student-athletes who have signed official paperwork to play at Kentucky.

- Allen - At 6-foot-6, 200 pounds, Allen is a wing player by definition because of his ability to play both the guard and forward positions. His ability to shoot and handle the ball bodes well for where the game is trending towards, but he'll also pose matchup problems for smaller defenders because of his athleticism and size. He dominated the Kentucky high school scene during his junior season, averaging 31.8 points and 11.4 rebounds for Pendleton. He shot 59.1 percent from the floor and 39.6 percent from 3-point range. He's ranked as high as No. 54 by Rivals. He's the first player from the state of Kentucky to sign a national letter of intent with UK since Dominique Hawkins and Derek Willis, who were both part of the class of 2013 (current freshman Zan Payne joined the team as a walk-on in the spring and did not sign an NLI)
- Maxey - A combo guard out of Garland, Texas, Maxey is a gifted scorer. He averaged 22.5 points, 7.0 rebounds, 3.1 assists and 2.3 steals per game last season while leading South Garland High School to the state semifinals. He was one of the leading scorers on the Nike summer circuit this past season. At 6-foot-4, 185 pounds, Maxey can play both guard positions because of his ability to put the ball in the basket, but he projects as a lead guard at the next level. Maxey is ranked as high as No. 7 overall by ESPN and No. 9 by Rivals. 247 Sports tabs him as the 10th-best overall player in his class. Perhaps his crowning prep achievement to this point was leading USA Basketball to a gold medal at the 2018 FIBA Americas Championship. With Maxey's contributions, Team USA posted a 6-0 record in St. Catharines, Canada. Maxey averaged 8.8 points and 2.0 rebounds during the run

Forever Young

When PJ Washington, Quade Green (who has now transferred) and Nick Richards, three key pieces on the 2017-18 Southeastern Conference Tournament championship team, decided to return for their sophomore seasons, it marked a big boost in returning talent.

The trio accounted for 2,224 minutes, 905 points, 434 rebounds, 157 assists and 64 blocks a season ago. They combined for 80 starts in 2017-18. That's a lot by the John Calipari era standard.

As a matter of fact, throw in the returning reserves Brad Calipari and Jonny David and UK returns its highest percentage of minutes (33.1 percent), points (32.0 percent) and rebounds (30.6) since the 2014-15 team that went 38-1 and advanced to the Final Four. And that's not even factoring in a graduate transfer (Reid Travis) with more than 100 career starts.

But, to call this team experienced would be inaccurate -- at least according to Ken Pome-roy's experience rankings.

A year after checking in with the least amount of experience in the history of the KenPom.com rankings, UK is near the bottom once again.

Through the first eight games of the season, Kentucky ranks 352 out of 353 teams in terms of experience with an average age of 0.66 years. It's the least experienced Power 5 team in the country, according to KenPom.

And according to one NCAA survey, UK is one of just 16 schools with one or fewer scholar-ship players that are seniors or graduate transfers. That same survey revealed that Kentucky is tied nationally for the second-most players who are sophomores or younger on scholarship.

Having said all that, it does rank as one of Calipari's most experienced teams at Kentucky, and that's important. Every team but one in the Calipari era has made the NCAA Tournament, but Calipari's best teams have always combined young talent with a few returning pieces.

The 2009-10 squad with John Wall and DeMarcus Cousins had veteran Patrick Patterson. The 2010-11 Final Four team had DeAndre Liggins and Josh Harrellson. The 2011-12 national championship team boasted three key returners in Terrence Jones, Doron Lamb and Darius Miller. The 2013-14 national runner-up squad featured Alex Poythress and Willie Cauley-Stein. And then the 2014-15 team that nearly ran the table had both Poythress and Cauley-Stein back again in addition to Andrew and Aaron Harrison and Dakari Johnson.

Kentucky's Schedule as Good as it Gets

Kentucky's schedule is always among the toughest in the country but this season's might be the best of the John Calipari era.

UK faced the likes of Duke (Nov. 6) in Indianapolis in the State Farm Champions Classic, and will face North Carolina (Dec. 22) in Chicago in the CBS Sports Classic and Kansas (Jan. 26) in Rupp Arena as a part of the SEC/Big 12 Challenge. Plus there's the annual rivalry game at Louisville (Dec. 29) in the Derby City, Seton Hall (Dec. 8) in Madison Square Garden in the Citi Hoops Classic and Utah (Dec. 15) in Rupp Arena.

And that's just the nonconference slate.

The Southeastern Conference featured eight teams in the NCAA Tournament a season ago. UK will play three of those teams twice.

The Wildcats will face 16 teams that played in the postseason in 2018, including 12 in the NCAA Tournament. UK's competition combined to go 526-356 (.596) last season.

Thirteen teams finished the 2017-18 season with an RPI in the top 50 and seven ended the season in one of the major two polls.

Kentucky's nonconference schedule will see the Wildcats play in premier venues such as the United Center in Chicago (vs. UNC), Bankers Life Fieldhouse in Indianapolis (vs. Duke) and Madison Square Garden in New York (vs. Seton Hall), plus a difficult road game at Louisville.

Five of UK's nonconference opponents played in the NCAA Tournament last season. Ac-cording to a survey among NCAA schools, that's tied for the third most in the country.

Seven Kentucky opponents entered the 2018-19 season ranked in the Associated Press Top 25, including four top-10 opponents in Kansas (1), Duke (4), Tennessee (6) and North Carolina (8). Four more teams sit just outside the top 25 and received votes.

S-E-C! S-E-C! S-E-C!

Kentucky has the unquestionable reputation as the league's gold standard. Since the SEC's inception in 1932-33, the Wildcats have been the most dominant team in the league, recording a 982-278 mark (.779) in regular-season conference play. Only two other teams have won more than 700 regular-season SEC games (Alabama and Tennessee), and no other team has a better winning percentage.

- Kentucky has averaged 11.6 wins and only 3.3 losses per season in 85 seasons in the SEC
- UK has won 48 SEC titles and 31 SEC Tournament championships
- The Wildcats have won 16 of the last 26 SEC Tournament titles
- Kentucky has won at least a share of five of the last nine SEC regular-season champion-ships under head coach John Calipari
- UK has played in the championship game of the SEC Tournament in eight of Calipari's nine seasons, winning the tournament six times, including each of the last four

2018-19 Lineup Comparison

A breakdown of Kentucky's most used lineups, including a breakdown of each lineup's +/- statistics:

Most Frequent Lineups	Total Minutes	Points For	Points Against	+/-	+/- per 40 min.
Hagans, Johnson, Herro, Travis, Washington	31:55	73	66	+7	+8.88
Johnson, Herro, Travis, Washington, Quickley	30:19	58	48	+10	+13.19
Johnson, Herro, Washington, Quickley, Montgomery	18:34	46	31	+15	+32.32
Johnson, Herro, Travis, Richards, Quickley	15:37	31	37	-6	-15.37
Johnson, Herro, Travis, Quickley, Montgomery	15:10	40	18	+22	+58.02
Johnson, Travis, Washington, Green, Quickley	14:46	32	9	+23	+62.30
Johnson, Herro, Washington, Richards, Quickley	13:31	29	22	+7	+20.72
Hagans, Johnson, Washington, Green, Montgomery	13:04	30	25	+5	+15.31
Hagans, Johnson, Herro, Travis, Montgomery	13:00	35	32	+3	+9.23
Hagans, Johnson, Travis, Green, Montgomery	12:30	16	30	-14	-44.80



NOTES

- The SEC won the Big 12/SEC Challenge for the first time with a 6-4 margin in 2018
- Eight teams made the 2018 NCAA Tournament field, the second most of any league in the country and a new conference record. The league went 8-8
- Four teams are ranked in the Dec. 10 Associated Press Top 25, including two in the top 10. Florida is receiving votes
- Nine SEC schools ranked in the top 65 of the NCAA's Dec. 10 NET rankings

UK Leads Nation with 31 Players on NBA Rosters

Every year the numbers gets bigger and wilder, but the bottom line remains the same: No school can match the Kentucky men's basketball team's ability to develop players and put them in the NBA.

A whopping 31 players on NBA opening-day rosters (including two-way, inactive and suspension lists) played and finished their college basketball careers at the University of Kentucky, the nation's most prolific NBA player-producing program in the country. UK's 31 players were once again the most of any college basketball program, beating the next-closest school (Duke with 25) by six players.

Of the 31 players in the NBA to start the 2018-19 season, 6.3 percent played and finished their college basketball careers at UK. There are actually fewer teams without a Wildcat (11) than there are NBA teams featuring Wildcats (19).

Kentucky's NBA dominance was best represented in Sacramento, Denver, New Orleans and Oklahoma City, where a combined 13 Wildcats now play at the highest level of the game. Former UK stars Willie Cauley-Stein, De'Aaron Fox, Wenyen Gabriel and Skal Labissiere call Sacramento their home; Trey Lyles, Jamal Murray and Jarred Vanderbilt play for Denver; Anthony Davis, Darius Miller and Julius Randle are in New Orleans; and Hamidou Diallo, Nerlens Noel and Patrick Patterson suit up for OKC.

Three other franchises – the Milwaukee Bucks (Eric Bledsoe, Jodie Meeks) the Charlotte Hornets (Michael Kidd-Gilchrist, Malik Monk) and the New York Knicks (Enes Kanter, Kevin Knox) – opened the season with at least two Wildcats apiece.

Of the 31 Wildcats on an opening-day NBA roster, head coach John Calipari has coached 29 of them. With Tyreke Evans (Indianapolis Pacers) and Derrick Rose (Minnesota Timberwolves), who played for Calipari at Memphis, Calipari has coached 31 players on 2018-19 opening-day rosters.

Using figures compiled by basketball-reference.com and spotrac.com, Calipari-coached players only (which includes Rose and Evans but not Meeks or Rondo) have amassed nearly \$1.9 billion in career NBA contracts (\$1.87 billion). In the nine seasons Calipari has been the head coach at Kentucky, his players have totaled more than \$1.5 billion in NBA contracts.

In just the 2018-19 season alone, UK players are slated to make almost \$190 million. Calipari-coached players only (which includes Rose and Evans but not Meeks or Rondo) will make nearly \$195 million.

Among the noteworthy performances of the season so far:

- Fox not only posted his first career triple-double on Nov. 1, he became the youngest player in league history to record 30 or more points, 15 or more assists, and 10 or rebounds in a game. He joined LeBron James as the only players in NBA history to record 30-point triple-doubles before their 21st birthday
- Devin Booker hit the game-winning shot at the buzzer vs. the Memphis Grizzlies on Nov. 4
- Kanter became the first Knick since 1970-71 to record 20 points and 20 rebounds off the bench with his 23-point, 24-rebound effort vs. the Bulls on Nov. 5
- Murray just missed out on becoming the eighth former Calipari player to score 50 or more points in a game with a career-high 48 points vs. the Celtics on Nov. 5
- Randle recorded a triple-double vs. the San Antonio Spurs on Nov. 19. In the process, he became just the fourth player in NBA history to record a triple-double in 25 minutes or less
- Davis reached 10,000 points on Nov. 21, becoming the eighth-youngest player to reach the milestone
- Kanter recorded his fourth career 20-20 game as a Knick on Nov. 25. He's one of eight players to have done it four times with the Knicks
- Knox scored 26 points off the bench on Dec. 1 to become the youngest player in franchise history to score 20 or more points
- On Dec. 9, Knox joined LeBron James as just the second player in NBA history with at least 25 points and 15 rebounds as a teenager. He also became just the second Knick rookie over the last 35 years with 25 points and 15 rebounds in a game

Four Drafted in 2018; Five Make NBA Rosters

Kentucky's aforementioned presence in the NBA was bolstered by yet another strong NBA Draft. Four players – Hamidou Diallo (45th), Shai Gilgeous-Alexander (11th), Kevin Knox (ninth) and Jarred Vanderbilt (41st) were all selected in the 2018 NBA Draft.

Wenyen Gabriel went undrafted but proved himself worthy of a chance with a team with a great summer of workouts and NBA Summer League showing. Ultimately the Sacramento Kings signed him to a two-way deal.

In nine seasons with John Calipari at the helm, Kentucky has churned out three No. 1 selections, 26 first-rounders, 19 lottery picks and 35 total players in the NBA Draft. The 35 draft picks are nearly twice as many as the next school (Duke). With another surge of first-round picks, Kentucky has more first-round selections (36) than any other school in the NBA lottery era (since 1985).

Davis Inducted into UK Athletics Hall of Fame

Anthony Davis was inducted into the UK Athletics Hall of Fame as a member of the 2017 class in September.

Davis led UK to the 2012 national championship with one of the most dominating seasons by a freshman in college basketball history. A winner of virtually every major national award, Davis was tabbed, among others: National Player of the Year, NCAA Final Four Most Outstanding Player, NCAA Consensus First Team All-American, National Freshman of the Year, Southeastern Conference Player of the Year, SEC Defensive Player of the Year and SEC Freshman of the Year.

The 2011-12 Wildcat guided UK to a 38-2 record and an SEC regular-season championship while shattering the single-season school record for blocks in a season with 186, which ranks as the fourth in NCAA history.

Davis was selected No. 1 overall in the 2012 NBA Draft and is now in his seventh season in the league. He's a five-time NBA All-Star, a three-time All-NBA First Team member, the 2017 NBA All-Star MVP and a 2012 Olympic gold medalist.

Best in the Bluegrass

Kentucky has been dominant against teams in the state under John Calipari. UK is 16-2 against in-state foes with Calipari at the helm.

The mark also includes a 9-2 mark vs. Louisville. Two of the victories over the Cardinals came in postseason play. UK had its four-game winning streak snapped in 2016-17 but has won all five meetings played in Rupp Arena, including a 29-point blowout in 2017-18, the third-biggest margin of victory in the history of the series. Louisville's two wins have come by a combined six points.

Here's a list of the meetings between the state's two premier programs since Calipari took over at UK:

- Jan. 2, 2010 - UK won 71-62 at Rupp Arena
- Dec. 31, 2010 - UK won 78-63 at KFC YUM! Center
- Dec. 31, 2011 - UK won 69-62 at Rupp Arena
- March 31, 2012 - UK won 69-61 at the Superdome (NCAA Final Four in New Orleans)
- Dec. 29, 2012 - Louisville won 80-77 at KFC YUM! Center
- Dec. 28, 2013 - UK won 73-66 at Rupp Arena
- March 28, 2014 - UK won 74-69 at Lucas Oil Stadium (NCAA Sweet 16 in Indianapolis)
- Dec. 27, 2014 - UK won 58-50 at KFC YUM! Center
- Dec. 26, 2015 - UK won 75-73 at Rupp Arena
- Dec. 21, 2016 - Louisville won 73-70 at KFC YUM! Center
- Dec. 29, 2017 - UK won 90-61 at Rupp Arena

Success Rate

The Wildcats received an NCAA award in the spring of 2018 for placing in the top 10 percent of all men's basketball teams in the country in the NCAA's annual Academic Progress Rate. UK scored a perfect 1,000.

It's the fourth straight year the men's basketball team received the award and the fifth time since 2009.

The APR provides a real-time look at a team's academic success by the progress of each student-athlete on scholarship. The APR measures academic eligibility, retention and graduation. The scores are a four-year composite, covering the 2013-14 through 2016-17 school years.

Every Division I sports team across the nation calculates its APR each academic year, similar to a report card. Scholarship student-athletes each semester earn one point for remaining eligible and one point for staying in school or graduating.

UK has received a perfect 1,000 mark in each of the last five single-year APR rates.

The NCAA cut score to compete in the 2017-18 postseason is a 930 four-year APR. Teams scoring below 930 can face consequences intended to direct additional focus on academics. Those penalties can include practice restrictions and playing-season reductions.

Kentucky to Remain in Champions Classic through 2022

The State Farm Champions Classic, perhaps the signature annual event of the college basketball regular season, will continue through 2022 with Kentucky a part of it.

The Champions Classic, a neutral-site doubleheader featuring UK, Duke, Kansas and Michigan State, has added three more years to the current series, which was played in Indianapolis this season and New York next year. The additional three years will bring the event back to Chicago in 2020, New York in 2021 and Indianapolis in 2022.

UK, which played Duke this season at Bankers Life Fieldhouse in Indianapolis to tip off the season, will get Michigan State in 2019, Kansas in 2020, Duke in 2021 and Michigan State in 2022.

The event has been one of the most-watched collegiate events since its inception in 2011 with millions of fans tuning in every year. The series, which pits four programs that have a combined 18 national championships, 56 Final Four appearances and four Naismith Memorial Basketball Hall of Fame coaches, has been tightly bunched. Duke leads the pack with a 5-3 record, UK and Kansas are tied at 4-4, and Michigan State trails with a 3-5 mark.

Kentucky is also still a part of the CBS Sports Classic, which is currently under contract through 2019. UK will play North Carolina on Dec. 22 in Chicago as a part of that series and Ohio State on Dec. 21, 2019, in Las Vegas.



KENTUCKY BY THE NUMBERS

Date	Opponent	Result	Points	Rebounds	Blocks	Steals	Assists
N.6	#4/3 Duke ¹	L, 118-84	Johnson - 23	Herro - 9	Herro - 2 [^]	Johnson - 1	Herro - 5
N.9	SOUTHERN ILLINOIS	W, 71-59	Two tied - 15	Richards - 19 [^]	Richards - 3 [^]	Quickley - 2	Two tied - 3
N.14	NORTH DAKOTA ²	W, 96-59	Washington - 25 [^]	Johnson - 10 [^]	Two tied - 2 [^]	Herro - 5 [^]	Green - 5 [^]
N.18	VMI ²	W, 92-82	Travis - 22	Washington - 18 [^]	Montgomery - 3 [^]	Two tied - 2 [^]	Hagans - 4 [^]
N.21	WINTHROP ²	W, 87-74	Washington - 19 [^]	Washington - 11 [^]	Two tied - 2 [^]	Washington - 3 [^]	Herro - 7 [^]
N.23	TENNESSEE STATE ²	W, 77-62	Johnson - 27 [^]	Travis - 9 [^]	Two tied - 2 [^]	Washington - 2 [^]	Green - 4 [^]
N.28	MONMOUTH	W, 90-44	Herro - 16 [^]	Two tied - 8 [^]	Richards - 3 [^]	Herro - 5 [^]	Two tied - 3 [^]
D.1	UNC GREENSBORO	W, 78-61	Travis - 22 [^]	Travis - 12 [^]	Four tied - 1	Hagans - 3 [^]	Hagans - 3 [^]
D.8	Seton Hall ³	L, 84-83 ^{OT}	Washington - 29 [^]	Washington - 12 [^]	Washington - 4 [^]	Travis - 2	Two tied - 4
D.15	UTAH						
D.22	North Carolina ⁴						
D.29	at Louisville						
J. 5	at Alabama*						
J. 8	TEXAS A&M *						
J. 12	VANDERBILT *						
J. 15	at Georgia*						
J. 19	at Auburn*						
J. 22	MISSISSIPPI STATE *						
J. 26	KANSAS ⁵						
J. 29	at Vanderbilt*						
F. 2	at Florida*						
F. 5	SOUTH CAROLINA *						
F. 9	at Mississippi State*						
F. 12	LSU *						
F. 16	TENNESSEE *						
F. 19	at Missouri*						
F. 23	AUBURN *						
F. 26	ARKANSAS *						
M. 2	at Tennessee*						
M. 5	at Ole Miss*						
M. 9	FLORIDA *						

	Times Led	Times Led	Times Led	Times Led	Times Led
	Johnson - 3	Washington - 4	Montgomery - 5	Hagans - 2	Hagans - 5
	Washington - 3	Herro - 2	Richards - 5	Herro - 2	Green - 4
	Travis - 2	Travis - 2	Herro - 2	Washington - 2	Herro - 2
	Herro - 1	Johnson - 1	Hagans - 1	Green - 1	Washington - 1
	Quickley - 1	Richards - 1	Richards - 1	Johnson - 1	
			Travis - 1	Quickley - 1	
			Washington - 1	Travis - 1	

All games in **BOLD CAPS**; *SEC game, ^ game high
 1 - Champions Classic (Bankers Life Fieldhouse | Indianapolis)
 2 - Ohio Valley Hardwood Showcase (Rupp Arena)
 3 - CITI Sports Classic (Madison Square Garden | New York)
 4 - CBS Sports Classic (United Center | Chicago)
 5 - SEC/BIG 12 Challenge (Rupp Arena)

Comparing the Calipari Era

A look at the statistics throughout the John Calipari era following nine games ...

Year	FG%	Opp. FG%	3-Pt. FG%	FT%	RPG	Assists	TOs.	Blocks	Steals	Points	PPG	Record
2018-19	.488	.426	.340	.757	41.2	127	137	49	52	758	84.2	7-2
2017-18	.506	.381	.347	.681	40.9	148	140	59	58	720	80.0	8-1
2016-17	.482	.390	.322	.693	44.0	180	108	68	70	848	94.2	8-1
2015-16	.483	.402	.275	.678	41.3	123	115	55	62	723	80.3	8-1
2014-15	.477	.279	.295	.658	43.0	153	104	80	76	698	77.6	9-0
2013-14	.477	.368	.336	.670	44.4	122	113	68	36	738	82.0	7-2
2012-13	.500	.388	.378	.633	37.4	148	112	70	66	693	77.0	6-3
2011-12	.496	.337	.369	.678	42.0	132	117	94	76	731	81.2	8-1
2010-11	.445	.394	.403	.661	41.2	111	97	56	56	701	77.9	7-2
2009-10	.492	.377	.368	.664	41.3	140	155	74	70	713	79.2	9-0



MISCELLANEOUS STATS

Team Leaders

NO.	NAME	GAME LEADERS					GAMES WITH							
		PTS.	REBS.	BLKS.	ASSTS.	STLS.	10+ PTS	20+ PTS	10+REBS	3+ASSTS	3+BLKS	3+STLS	3+3S	DOUBLE-DOUBLE
0	Quade Green	- (3)	- (1)	-	4 (11)	1 (5)	4 (21)	- (1)	-	5 (22)	-	1 (1)	2 (6)	-
2	Ashton Hagans	-	-	1 (1)	5 (5)	2 (2)	-	-	6 (6)	-	1 (1)	-	-	
3	Keldon Johnson	3 (3)	1 (1)	-	-	1 (1)	8 (8)	2 (2)	2 (2)	-	-	-	2 (2)	
4	Nick Richards	- (1)	1 (9)	5 (17)	-	-	1 (8)	- (1)	1 (2)	-	2 (6)	-	- (1)	
5	Immanuel Quickley	1 (1)	-	-	-	1 (1)	2 (2)	-	2 (2)	-	-	-	-	
10	Jonny David	-	-	-	-	-	-	-	-	-	-	-	-	
12	Brad Calipari	-	-	- (1)	-	-	-	-	-	-	-	-	-	
13	Jemarl Baker	-	-	-	-	-	-	-	-	-	-	-	-	
14	Tyler Herro	1 (1)	2 (2)	2 (2)	2 (2)	2 (2)	6 (6)	-	-	3 (3)	-	2 (2)	1 (1)	
21	Zan Payne	-	-	-	-	-	-	-	-	-	-	-	-	
22	Reid Travis*	2 (38)	2 (51)	1 (12)	- (3)	1 (16)	7 (76)	3 (31)	1 (32)	- (5)	- (2)	- (5)	- (1)	
23	EJ Montgomery	-	-	5 (5)	-	-	1 (1)	-	-	-	1 (1)	-	-	
25	PJ Washington	3 (9)	4 (11)	1 (12)	1 (4)	2 (12)	4 (27)	2 (4)	3 (6)	3 (11)	1 (3)	1 (4)	1 (1)	

Career total in (parentheses); *Includes Stanford career

Starting Lineups

Guard	Guard	G/F	Forward	Forward	Games	W-L
Quickley	Herro	Johnson	Washington	Travis	4	4-0
Quickley	Herro	Johnson	Washington	Richards	2	2-0
Hagans	Herro	Johnson	Washington	Travis	2	0-2
Quickley	Herro	Johnson	Washington	Montgomery	1	1-0

Starter	Games Started	Wins	Losses
Hagans	2	0	2
Herro	9	7	2
Johnson	9	7	2
Montgomery	1	1	0
Quickley	7	7	0
Richards	2	2	0
Travis	6	4	2
Washington	9	7	2

Streaks

Overall	Lost 1
Unranked AP teams anywhere	Lost 1
Ranked AP teams anywhere	Lost 1
Home	Won 10
Home AP ranked teams	Lost 1
Home AP unranked teams	Won 12
Home SEC	Won 3
Home nonconference	Won 16
Home AP ranked SEC	Lost 1
Home AP unranked SEC	Won 5
Home AP ranked nonconference	Lost 1
Home AP unranked nonconference	Won 50
Road	Lost 1
Road AP ranked teams	Lost 1
Road AP unranked teams	Lost 1
Road SEC	Lost 1
Road nonconference	Won 1
Road AP ranked SEC	Lost 5
Road AP unranked SEC	Lost 1
Road AP ranked nonconference	Won 1
Road AP unranked nonconference	Lost 4
Neutral	Lost 3
Neutral AP ranked teams	Lost 1
Neutral AP unranked teams	Lost 2
Neutral SEC	Won 12
Neutral nonconference	Lost 3
Neutral AP ranked SEC	Won 3
Neutral AP unranked SEC	Won 11
Neutral AP ranked nonconference	Lost 3
Neutral AP unranked nonconference	Lost 2
Active Consecutive Made Starts	15
PJ Washington	9
Tyler Herro	9
Keldon Johnson	3
Reid Travis	3
Ashton Hagans	1
Active Consecutive Made Free Throws	14
Quade Green	5
Reid Travis	4
Keldon Johnson	2
Jonny David	2
Tyler Herro	2
Ashton Hagans	1
EJ Montgomery	1
Active Consecutive Games with a 3-Pointer	3
Keldon Johnson	3
PJ Washington	3
Immanuel Quickley	1

Win-Loss Margins

Margin	Games Won	Games Lost
1	1	1
2	1	1
3	1	1
4	1	1
5	1	1
6	1	1
7	1	1
8	1	1
9	1	1
10	1	1
11	1	1
12	1	1
13	1	1
14	1	1
15	1	1
16	1	1
17	1	1
18	1	1
19	1	1
20	1	1
21	1	1
22	1	1
23	1	1
24	1	1
25+	2	1

Dunk Tracker

Player	Dunks in 2018-19	Dunks in Career
PJ Washington	7	47
Nick Richards	8	36
EJ Montgomery	9	9
Keldon Johnson	7	7
Tyler Herro	2	2
Reid Travis	4	1 (UK only)

Fast Facts

Shooting Percentage	.488
Avg. Assists Per Game	14.1
Points Off Turnovers	19.1
Second-Chance Points	13.3
Points in the Paint	38.7
Fast Break Points	12.2
Bench Points	25.4
Points Per Possession	1.153
Avg. Time of Possession	16.3

How UK Scored Its First Points

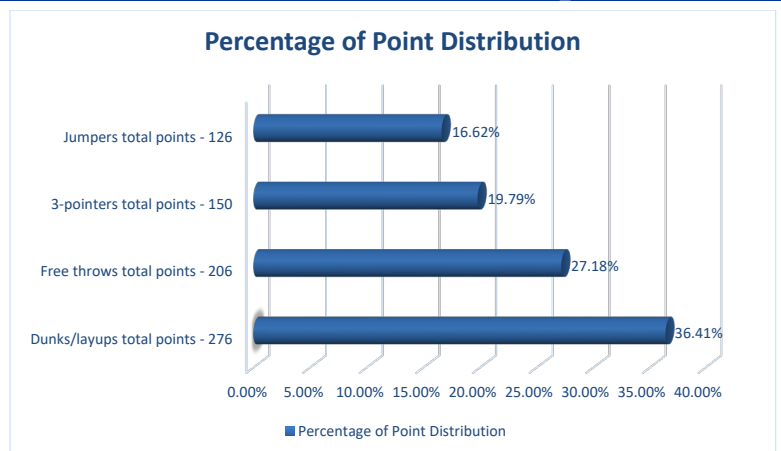
Player	Dunk/Layup	Jumper	3PT	FT
Herro	1	1		
Johnson	2		2	
Quickley				1
Travis				1
Washington	2			

Kentucky's Record When

KENTUCKY RECORD	ALL	SEC
Leading at halftime:	6-1	0-0
Tied at the half:	0-0	0-0
Trailing at halftime:	1-1	0-0
Shoot > 50%:	3-0	0-0
Shoot < 50%:	4-2	0-0
Shoot higher % than opp.:	7-0	0-0
Shoot lower % than opp.:	0-2	0-0
Opp. shoot worse than 50%:	7-1	0-0
Opp. shoot 50% or higher:	0-1	0-0
Score less than 60 points:	0-0	0-0
Score 60-69 points:	0-0	0-0
Score 70-79 points:	3-0	0-0
Score 80-89 points:	1-2	0-0
Score 90-99 points:	3-0	0-0
Score 100+ points:	0-0	0-0
Opp. score less than 60 pts.:	3-0	0-0
Opp. score 60-69 pts.:	2-0	0-0
Opp. score 70-79 pts.:	1-0	0-0
Opp. score 80-89 points:	1-1	0-0
Opp. score 90-99 points:	0-0	0-0
Opp. score 100+ points:	0-1	0-0
Outrebounded opponent:	7-1	0-0
Outrebounded by opponent:	0-1	0-0
Equal number of rebounds:	0-0	0-0
Fewer turnovers than opp.:	4-1	0-0
Same turnovers as opp.:	1-0	0-0
More turnovers than opp.:	2-1	0-0
Make 8 or more 3-pointers:	1-0	0-0
Make 7 or fewer 3-pointers:	6-2	0-0
Games decided by 5 or fewer:	0-1	0-0
Overtime games:	0-1	0-0

KENTUCKY RECORD	ALL	SEC
On CBS:	0-0	0-0
On ESPN/ESPN2/ESPNU:	1-1	0-0
On FOX:	0-1	0-0
On SEC Network/(+):	6-0	0-0
vs. SEC at Home:	0-0	0-0
vs. SEC on Road:	0-0	0-0
Games vs. AP ranked opp.:	0-1	0-0
Games following a loss:	1-0	0-0
Games following a win:	6-1	0-0
More points in the paint:	6-1	0-0
Fewer/Same points in the paint:	1-1	0-0
More bench points than opp.:	4-0	0-0
Fewer or same bench pts.:	3-2	0-0
More 2nd-chance points:	5-0	0-0
Fewer or same 2nd chance pts.:	2-2	0-0
More or same points off TOs:	4-0	0-0
Fewer points off TOs:	3-2	0-0
On Monday:	0-0	0-0
On Tuesday:	0-1	0-0
On Wednesday:	3-0	0-0
On Thursday:	0-0	0-0
On Friday:	2-0	0-0
On Saturday:	1-1	0-0
On Sunday:	1-0	0-0
In November:	6-1	0-0
In December:	1-1	0-0
In January:	0-0	0-0
In February:	0-0	0-0
In March:	0-0	0-0
In April:	0-0	0-0

How the Cats are Scoring



THE LAST TIME UK ...

INDIVIDUALS

SCORING

Scored 25 points: PJ Washington (29) vs. Seton Hall, 12/8/18
Scored 30 points: Shai Gilgeous-Alexander (30) vs. Vanderbilt, 1/30/18
Scored 35 Points: De'Aaron Fox (39) vs. UCLA, 3/24/17
Scored 40 points: Malik Monk (47) vs. North Carolina, 12/17/16
Scored 45 points: Malik Monk (47) vs. North Carolina, 12/17/16
Scored 50 points: Jodie Meeks (54) at Tennessee, 1/13/09
Scored 55 points: Never
Two players had 20 points: Keldon Johnson (23), Reid Travis (22), vs. Duke, 11/6/18
Three players had 20 points: DeMarcus Cousins (27)/John Wall (21)/Patrick Patterson (20) vs. Sam Houston State, 11/19/09
Two players had 30 points: Patrick Patterson (33) and Jodie Meeks (32) vs. Tennessee State, 12/22/08
Scored 20 points in two straight games: Kevin Knox (3) 2/20/18 - 2/28/18
Scored 20 points in three straight games: Kevin Knox (3) 2/20/18 - 2/28/18
Scored 20 points in four straight games: Malik Monk (4) 11/23/16 - 12/3/16
Scored 20 points in five straight games: Jamal Murray (12) 2/2/16 - 3/12/16
Scored 20 points in six straight games: Jamal Murray (12) 2/2/16 - 3/12/16
Scored 20 points in seven straight games: Jamal Murray (12) 2/2/16 - 3/12/16
Scored 20 points in eight straight games: Jamal Murray (12) 2/2/16 - 3/12/16
Scored 20 points in nine straight games: Jamal Murray (12) 2/2/16 - 3/12/16
Scored 20 points in 10 straight games: Jamal Murray (12) 2/2/16 - 3/12/16
Scored 20 points in 11 straight games: Jamal Murray (12) 2/2/16 - 3/12/16
Scored 20 points in 12 straight games: Jamal Murray (12) 2/2/16 - 3/12/16
Scored 20 points in 15 straight games: Dan Issel (18) 12/1/69 - 2/7/70
Scored 25 points in three straight games: Tayshaun Prince (3) 3/11/01-3/17/01
Scored 30 points in two straight games: Jodie Meeks vs. Appalachian State (46) 12/20/08; vs. Tennessee State (32) 12/22/08
Scored 30 points in three straight games: Dan Issel (6) 2/14/70 - 3/2/70
Scored in double figures in 10 straight games: Shai Gilgeous-Alexander (10) 2/20/18-3/22/18
Scored in double figures in 15 straight games: Malik Monk (30) 11/11/16-2/28/17
Scored in double figures in 20 straight games: Malik Monk (30) 11/11/16-2/28/17
Scored in double figures in 25 straight games: Malik Monk (30) 11/11/16-2/28/17
Scored in double figures in 30 straight games: Malik Monk (30) 11/11/16-2/28/17
Scored in double figures in 33 straight games: Jamal Murray (34) 11/17/15 - 3/19/16
Scored in double figures in 34 straight games: Jamal Murray (34) 11/17/15 - 3/19/16
Scored in double figures in 35 straight games: Kenny Walker (36) 11/14/85 - 3/22/86
Five players scored in double figures: PJ Washington (19), Tyler Herro (15), Keldon Johnson (13), Quade Green (11), Nick Richards vs. Winthrop, 11/21/18
Six players scored in double figures: Kevin Knox (21), Shai Gilgeous-Alexander (14), Quade Green (12), PJ Washington (12), Hamidou Diallo (11), Jarred Vanderbilt (11) vs. Missouri, 2/24/18
Seven players scored in double figures: Randolph Morris (17), Kelenna Azubuike (15), Patrick Sparks (14), Chuck Hayes (12), Rajon Rondo (11), Ravi Moss (10) and Rameel Bradley (10) vs. Mississippi State 2/19/05,
Four players with 15 or more points: Kevin Knox (22), Quade Green (18), Shai Gilgeous-Alexander (17), Wenyen Gabriel (15) vs. Ole Miss, 2/28/18

DOUBLE-DOUBLES

Double-double: PJ Washington (29 points, 12 rebounds) vs. Seton Hall, 12/8/18
Triple-double: Isaiah Briscoe (19 points, 11 rebounds, 10 assists) at Ole Miss, 12/29/16
20-10 (rebs) game: PJ Washington (29 points, 12 rebounds)

vs. Seton Hall, 12/8/18
20-10 (assts) game: De'Aaron Fox (24 points, 10 assists) vs. North Carolina, 12/17/16
20-15 game: Nick Richards (25 points, 15 rebounds) vs. Fort Wayne, 11/22/17
30-10 game: Tayshaun Prince (33 points, 11 rebounds) vs. Tennessee State, 12/22/98
Back-to-back 20-10 games: Julius Randle (3) 11/8/13 - 11/10/13
Three straight 20-10 games: Julius Randle (3) 11/8/13 - 11/12/13
Double-double in points and rebs.: PJ Washington (29 points, 13 rebounds) vs. Seton Hall, 12/8/18
Double-double in points and assists: Isaiah Briscoe (19 points, 10 assists) at Ole Miss, 12/29/16
Double-double in points and blocks: Never
Double-double in points and steals: Never
Double-double in two consecutive games: PJ Washington (19 p, 18 r) vs. VMI, 11/18/18; (19 p, 11 r) vs. Winthrop, 11/21/18
Double-double in three consecutive games: Julius Randle (19 p, 15 r) vs. Kansas State, 3/21/14; (13 p, 10 r), vs. Wichita State, 3/23/14; (15 p, 12 r), vs. Louisville, 3/28/14; (16 p, 11 r), vs. Michigan, 3/30/14
Double-double in four consecutive games: Julius Randle (19 p, 15 r) vs. Kansas State, 3/21/14; (13 p, 10 r), vs. Wichita State, 3/23/14; (15 p, 12 r), vs. Louisville, 3/28/14; (16 p, 11 r), vs. Michigan, 3/30/14
Double-double in five consecutive games: Julius Randle (14 p, 10 r) at Arkansas, (2/27/14); (10 p, 15 r) at South Carolina (3/1/14); (12 p, 11 r) vs. Alabama, (3/4/14); (16 p, 10 r) at Florida, (3/8/14); (17 p, 16 r) vs. LSU, (3/14/14); (12 p, 11 r) vs. Georgia, (3/15/14)
Double-double in six consecutive games: Julius Randle (14 p, 10 r) at Arkansas, (2/27/14); (10 p, 15 r) at South Carolina (3/1/14); (12 p, 11 r) vs. Alabama, (3/4/14); (16 p, 10 r) at Florida, (3/8/14); (17 p, 16 r) vs. LSU, (3/14/14); (12 p, 11 r) vs. Georgia, (3/15/14)
Double-double in seven consecutive games: Julius Randle (7) 11/18/13-11/27/13
Double-double in 10 consecutive games: Jim Andrews, 1972-73 season
Two players record double-doubles: Reid Travis (22 points, 12 rebounds), Keldon Johnson (13 points, 11 rebounds) vs. UNC Greensboro, 12/1/18
Three players record double-doubles: DeMarcus Cousins (19 pts, 14 rebs)/Patrick Patterson (19 pts, 10 rebs)/John Wall (18 pts, 10 rebs) at Mississippi State, 2/16/10
Four players record double-doubles: Jack Givens (30 pts, 13 rebs)/Kyle Macy (16 pts, 10 assts)/Mike Phillips (22 pts, 18 rebs)/Rick Robey (23 pts, 13 rebs) vs. Southern Methodist, 11/26/77
Five players record double-doubles: Never

FIELD GOALS

Made 12 FG in a game: Shai Gilgeous-Alexander (12) vs. Vanderbilt, 1/30/18
Made 15 FG in a game: Malik Monk (18) vs. North Carolina, 12/17/16
Made 16 FG in a game: Malik Monk (18) vs. North Carolina, 12/17/16
Made 17 FG in a game: Malik Monk (18) vs. North Carolina, 12/17/16
Made 18 FG in a game: Malik Monk (18) vs. North Carolina, 12/17/16
Made 19 FG in a game: Dan Issel (19) vs. Alabama, 2/23/70
Made 20 FG in a game: Dan Issel (23) vs. Ole Miss, 2/7/70
Made 21 FG in a game: Dan Issel (23) vs. Ole Miss, 2/7/70
Made 22 FG in a game: Dan Issel (23) vs. Ole Miss, 2/7/70
Made 23 FG in a game: Dan Issel (23) vs. Ole Miss, 2/7/70
Made 24 FG in a game: Never
Attempted 17 FG in a game: Kevin Knox (18) at Arkansas, 2/20/18
Attempted 18 FG in a game: Kevin Knox (18) at Arkansas, 2/20/18
Attempted 19 FG in a game: Shai Gilgeous-Alexander (19) vs. Vanderbilt, 1/30/18
Attempted 20 FG in a game: De'Aaron Fox (20) vs. UCLA, 3/24/17
Attempted 25 FG in a game: Malik Monk (28) vs. North Carolina, 12/17/16

3-POINTERS

Made 5 3-pointers in a game: Wenyen Gabriel (7) vs. Alabama, 3/10/18
Made 6 3-pointers in a game: Wenyen Gabriel (7) vs. Alabama, 3/10/18
Made 7 3-pointers in a game: Wenyen Gabriel (7) vs. Ala-

bama, 3/10/18
Made 8 3-pointers in a game: Malik Monk (8) vs. North Carolina, 12/17/16
Made 9 3-pointers in a game: Jodie Meeks (10) at Tennessee, 1/13/09
Made 10 3-pointers in a game: Jodie Meeks (10) at Tennessee, 1/13/09
Made 11 3-pointers in a game: Never
Attempted 10 3-pointers in a game: Malik Monk (11) vs. Georgia, 1/31/17
Attempted 15 3-pointers in a game: Jodie Meeks (15) at Tennessee, 1/13/09
Attempted 16 3-pointers in a game: Derrick Miller (16) vs. LSU 2/15/90
Attempted 17 3-pointers in a game: Derrick Miller (19) vs. Kansas 12/6/89
Attempted 18 3-pointers in a game: Derrick Miller (19) vs. Kansas 12/6/89
Attempted 19 3-pointers in a game: Derrick Miller (19) vs. Kansas 12/6/89
Attempted 20 3-pointers in a game: Never
Made a 3-pointer in 10 straight games: Kevin Knox (10), 2/10/18-3/11/18
Made a 3-pointer in 15 straight games: Jamal Murray (36), 11/13/15 - 3/19/16, Derek Willis (17), 1/12/16 - 3/17/16
Made a 3-pointer in 20 straight games: Jamal Murray (36), 11/13/15 - 3/19/16
Made a 3-pointer in 30 straight games: Jamal Murray (36), 11/13/15 - 3/19/16
Made two 3-pointers in 10 straight games: Kevin Knox (11), 2/10/16 - 3/11/18
Made three 3-pointers in 10 straight games: Gerald Fitch (20) 1/14/03 - 3/23/03
Made three 3-pointers in 15 straight games: Gerald Fitch (20) 1/14/03 - 3/23/03
Made three 3-pointers in 20 straight games: Gerald Fitch (20) 1/14/03 - 3/23/03
Made three 3-pointers in 25 straight games: Keith Bogans (29) 3/14/02 - 2/26/03

FREE THROWS

Made 8 FT in a game: PJ Washington (12), vs. Seton Hall, 12/8/18
Made 9 FT in a game: PJ Washington (12), vs. Seton Hall, 12/8/18
Made 10 FT in a game: PJ Washington (12), vs. Seton Hall, 12/8/18
Made 11 FT in a game: PJ Washington (12), vs. Seton Hall, 12/8/18
Made 12 FT in a game: PJ Washington (12), vs. Seton Hall, 12/8/18
Made 13 FT in a game: Keldon Johnson (13), vs. Tennessee State, 11/23/18
Made 14 FT in a game: Tyler Ulis (14) at Arkansas, 1/21/16
Made 15 FT in a game: Rodrick Rhodes (16) vs. Ole Miss 1/18/95
Made 16 FT in a game: Rodrick Rhodes (16) vs. Ole Miss 1/18/95
Made 17 FT in a game: Dwight Anderson (18) vs. Mississippi State 2/12/79
Made 18 FT in a game: Dwight Anderson (18) vs. Mississippi State 2/12/79
Made 18 FT in a game: Never
Attempted 10 FT in a game: PJ Washington (13), vs. Seton Hall, 12/8/18
Attempted 15 FT in a game: Keldon Johnson (18), vs. Tennessee State, 11/23/18
Attempted 20 FT in a game: PJ Washington (20) vs. Kansas State, 3/22/18
Attempted 25 FT in a game: Never

REBOUNDS

15 Rebs: PJ Washington (18) vs. VMI, 11/18/18
16 Rebs: PJ Washington (18) vs. VMI, 11/18/18
17 Rebs: PJ Washington (18) vs. VMI, 11/18/18
18 Rebs: PJ Washington (18) vs. VMI, 11/18/18
19 Rebs: Nick Richards (19) vs. Southern Illinois, 11/9/18
20 Rebs: Jared Prickett (20) vs. Arkansas 2/9/94
25 Rebs: Mike Phillips (28) vs. Tennessee 1/10/76
30 Rebs: Cotton Nash (30) vs. Ole Miss 2/8/64
34 Rebs: Bob Burrow (34) vs. Temple 12/10/55
35 Rebs: Never
10+ Rebs in three consecutive games: Julius Randle (4) 3/21/14 - 3/30/14
10+ Rebs in four consecutive games: Julius Randle (4) 3/21/14 - 3/30/14
10+ Rebs in five consecutive games: Julius Randle (10)



THE LAST TIME UK ...

2/12/14 - 3/15/14
10+ Rebs in six consecutive games: Julius Randle (10) 2/12/14 - 3/15/14
10+ Rebs in seven consecutive games: Julius Randle (10) 2/12/14 - 3/15/14
10+ rebs in eight consecutive games: Julius Randle (10) 2/12/14 - 3/15/14
10+ rebs in nine consecutive games: Julius Randle (10) 2/12/14 - 3/15/14
10+ rebs in 10 consecutive games: Julius Randle (10) 2/12/14 - 3/15/14
Two players had 10 rebounds: Reid Travis (12) and Keldon Johnson (11) vs. UNC Greensboro, 12/1/18
Three players had 10 rebounds: Michael Kidd-Gilchrist (19), Terrence Jones (11), Anthony Davis (10) vs. Louisville, 12/31/11

ASSISTS

6 assists: Tyler Herro (7) vs. Winthrop , 11/21/18
7 assists: Tyler Herro (7) vs. Winthrop , 11/21/18
8 assists: Shai Gilgeous-Alexander (8) Quade Green (8) vs. Alabama, 3/10/18
9 assists: Shai Gilgeous-Alexander (9) vs. Georgia, 3/9/18
10 assists: Shai Gilgeous-Alexander (10) vs. Ole Miss, 2/28/18
11 assists: Isaiah Briscoe (11) at Ole Miss, 12/29/16
12 assists: De'Aaron Fox (12) vs. Stephen F. Austin, 11/11/16
13 assists: Tyler Ulis (14) vs. LSU, 3/5/16
14 assists: Tyler Ulis (14) vs. LSU, 3/5/16
15 assists: John Wall (16) vs. Hartford, 12/29/09
16 assists: John Wall (16) vs. Hartford, 12/29/09
16 assists: Never
5+ assists in four consecutive games: De'Aaron Fox (6) 11/15/16 - 12/3/16
8+ assists in two consecutive games: Shai Gilgeous-Alexander (2) 3/9/18 - 3/10/18

BLOCKS

4 blocks: PJ Washington (4) vs. Seton Hall, 12/8/18
5 blocks: Skal Labissiere (6) vs. Stony Brook, 3/17/16
6 blocks: Skal Labissiere (6) vs. Stony Brook, 3/17/16
7 blocks: Karl-Anthony Towns (7) vs. Vanderbilt, 1/20/15
8 blocks: Willie Cauley-Stein (9) vs. Boise State, 12/10/13
9 blocks: Willie Cauley-Stein (9) vs. Boise State, 12/10/13
10 blocks: Nerlens Noel (12) at Ole Miss, 1/29/13
11 blocks: Nerlens Noel (12) at Ole Miss, 1/29/13
12 blocks: Nerlens Noel (12) at Ole Miss, 1/29/13
13 blocks: Never

STEALS

4 steals: Tyler Herro (5) vs. Monmouth, 11/28/18
5 steals: Tyler Herro (5) vs. Monmouth, 11/28/18
6 steals: Tyler Ulis (6) vs. Ole Miss, 1/2/16
7 steals: Rajon Rondo (8) vs. Mississippi State, 2/19/05
8 steals: Rajon Rondo (8) vs. Mississippi State, 2/19/05
9 steals: Never

MINUTES

Played every minute: PJ Washington (40) vs. Kansas State, 3/22/18
Played 40+ minutes: Keldon Johnson (43) vs. Seton Hall, 12/8/18
Played more than 50 minutes: Patrick Patterson (50) vs. Vanderbilt, 1/12/08

FOULS

Fouled out: Reid Travis vs. Seton Hall, 12/8/18
Two players fouled out: Jarred Vanderbilt, Wenyen Gabriel, at Texas A&M, 2/10/18
Three players fouled out: Hamidou Diallo, Wenyen Gabriel, Nick Richards at South Carolina, 1/16/18
Four players fouled out: Skal Labissiere, Marcus Lee, Alex Poythress, Derek Willis at Kansas, 1/30/16
Technical foul: Nick Richards, vs. Tennessee State, 11/14/18

TEAM

WINS/LOSSES

Won 10 straight games: 14, 2/7/17 - 3/24/17
Won 20 straight games: 38, 11/14/14 - 3/28/15
Won 30 straight games: 38, 11/14/14 - 3/28/15
Won 40 straight games: Never
Lost consecutive games: 4, 2/3/18 - 2/14/18
Lost three straight games: 4, 2/3/18 - 2/14/18
Lost four straight games: 4, 2/3/18 - 2/14/18
Lost five straight games: 5, 12/23/89 - 1/6/90
Lost 10 straight games: Never

STARTS

Started four freshmen: El Montgomery, Keldon Johnson, Immanuel Quickley, Tyler Herro vs. VMI, 11/18/18
Started five freshmen: Hamidou Diallo, Shai Gilgeous-Alexander, Kevin Knox, Nick Richards, PJ Washington vs. Kansas State, 3/22/18

SCORING

Scored 90 or more points: 92 vs. Monmouth, 11/28/18 (W, 90-44)
Scored 90 or more points (SEC game): 96 vs. Ole Miss, 2/28/18 (W, 96-78)
Scored 100 or more points: 107 vs. UIC, 11/26/17 (W, 107-73)
Scored 100 or more points (SEC game): 100 vs. Texas A&M, 1/3/17 (W, 100-58)
Scored 110 or more points: 115 vs. Arizona State, 11/28/16 (W, 115-69)
Scored 110 or more points (SEC game): 110 vs. Auburn, 2/21/15 (W, 110-75)
Scored 120 or more points: 120 vs. Vanderbilt, 2/7/96 (W, 120-81)
Scored 120 or more points (SEC game): 120 vs. Vanderbilt, 2/7/96 (W, 120-81)
Scored 130 or more points: 143 vs. Georgia, 2/27/56 (W, 143-66)
Scored 140 or more points: 143 vs. Georgia, 2/27/56 (W, 143-66)
Scored 150 or more points: Never
Scored less than 50 points: 48 vs. Vanderbilt, 3/15/13 (L, 64-48)
Scored 100 points in two consecutive games: vs. Cleveland State (11/23/16), vs. UT Martin (11/25/16), vs. Arizona State (11/28/16)
Scored 100 Points in three consecutive games: vs. Cleveland State (11/23/16), vs. UT Martin (11/25/16), vs. Arizona State (11/28/16)
Scored 100 points in consecutive SEC games: 2/27/56-3/3/56

SHOOTING PERCENTAGES

Shot 70% from the field: .722 vs. Mississippi St., 2/15/86
Shot 65% from the field: .667 vs. UIC, 11/26/17
Shot 30% or less from the field: .281 at Texas A&M (1/10/15)
Allowed 50% shooting: .544 vs. Duke, 11/6/18
Allowed 60% shooting: .640 by Florida, 3/4/07
Allowed 30% or less shooting: .276 by Monmouth, 11/28/18 (16-58)
Allowed 20% or less shooting: .197 by Montana State, 11/23/14 (12-61)
Held opponent to zero 3-pointers: at Auburn, 1/19/13 (0-15)

FREE THROWS

Shot 90% or better from FT line: 90.0 (9-10) vs. Wisconsin (4/4/15)
Shot 100% from FT Line: 11-11 vs. Florida, 2/7/12
Shot 50% or less from FT line: .471 (8-17) at Texas A&M, 2/10/18
Attempted 40 FT: vs. Tennessee State (41), 11/23/18
Attempted five or less FT: vs. South Carolina (4) 1/21/06
Made 30 FT: 30 vs. Auburn, 3/14/15 (30-35)

3-POINTERS

Hit 0 3-pointers: 0 vs. Davidson, 3/15/18 (0-6)
Hit 10 3-pointers: 10 vs. Monmouth, 11/28/18 (10-24)
Hit 11 3-pointers: 12 vs. Alabama, 3/10/18 (12-18)
Hit 12 3-pointers: 12 vs. Alabama, 3/10/18 (12-18)
Hit 13 3-pointers: 13 vs. Texas A&M, 1/3/17 (13-25)
Hit 14 3-pointers: 15 vs. Georgia, 3/1/12 (15-27)
Hit 15 3-pointers: 15 vs. Georgia, 3/1/12 (15-27)
Hit 16 3-pointers: 16 vs. UNC-Asheville, 12/23/96 (16-33)
Hit 17 3-pointers: 20 vs. LSU, 3/4/95 (20-35)
Hit 18 3-pointers: 20 vs. LSU, 3/4/95 (20-35)
Hit 19 3-pointers: 20 vs. LSU, 3/4/95 (20-35)
Hit 20 3-pointers: 20 vs. LSU, 3/4/95 (20-35)
Hit 21 3-pointers: 21 vs. North Carolina, 12/27/89 (21-48)
Hit 22 3-pointers: Never

SCORING MARGINS

Won game by 50 points or more: 58 vs. Montana State (W, 86-28) 11/23/14
Won game by 60 points or more: 62 vs. Vanderbilt (W, 106-44) 3/5/03
Won game by 70 points or more: 74 vs. Tennessee-Martin (W, 124-50) 11/26/94
Lost game by 30 points or more: 34 vs. Duke (L, 118-84) 11/6/18
Lost game by 40 points or more: 41 at Vanderbilt (L, 93-52) 2/12/08
Lost game by 50 points or more: 55 at Kansas (L, 150-95)

12/9/89

Lost game by 60 points or more: 70 vs. Central (L, 87-17) 1/28/1910
Lost game by 70 points or more: 70 vs. Central (L, 87-17) 1/28/1910
Game decided by one point: vs. Seton Hall, 12/8/18 (L, 84-83 OT)
Game decided by two points: vs. Tennessee, 2/3/18 (L, 61-59)
Game decided by three points: vs. Kansas State, 3/22/18 (L, 61-58)
Two consecutive games decided by one point: vs. North Carolina (W, 73-72) 12/3/11 and at Indiana (L, 73-72) 12/10/11
Three consecutive games decided by one point: Never
Two consecutive games decided by two points: at Ole Miss (L, 71-69) 2/1/11 and Florida (L, 70-68) 2/5/11

Came back from 10-point deficit for win: W, 87-72 at Arkansas (2/20/18); Trailed by 11 at 11-0 (17:71 in 1st)
Came back from 11-point deficit for win: W, 87-72 at Arkansas (2/20/18); Trailed by 11 at 11-0 (17:71 in 1st)
Came back from 12-point deficit for win: W, 83-81 (OT) vs. Vanderbilt (1/30/18); Trailed by 14 at 45-31 (15:23 in 2nd)
Came back from 13-point deficit for win: W, 83-81 (OT) vs. Vanderbilt (1/30/18); Trailed by 14 at 45-31 (15:23 in 2nd)
Came back from 14-point deficit for win: W, 83-81 (OT) vs. Vanderbilt (1/30/18); Trailed by 14 at 45-31 (15:23 in 2nd)
Came back from 15-point deficit for win: W, 83-76 at West Virginia (1/27/18); Trailed by 17 at 40-23 (18:57 in 2nd)
Came back from 16-point deficit for win: W, 83-76 at West Virginia (1/27/18); Trailed by 17 at 40-23 (18:57 in 2nd)
Came back from 17-point deficit for win: W, 83-76 at West Virginia (1/27/18); Trailed by 17 at 40-23 (18:57 in 2nd)
Came back from 18-point deficit for win: W, 73-67 vs. Vanderbilt (2/28/17); Trailed by 19 at 25-6 (8:03 in 1st)
Came back from 19-point deficit for win: W, 73-67 vs. Vanderbilt (2/28/17); Trailed by 19 at 25-6 (8:03 in 1st)
Came back from 20-point deficit for win: W, 82-79 at Vanderbilt (2/22/97); Trailed by 22 at 40-18 (3:51 in 1st)
Came back from 30-point deficit for win: W, 99-95 at LSU (2/15/94); Trailed by 31 at 68-37 (15:34 in 2nd)
Came back from 31-point deficit for win: W, 99-95 at LSU (2/15/94); Trailed by 31 at 68-37 (15:34 in 2nd)

REBOUNDS

Pulled down 50 rebounds: 53 (15-38) vs. Troy, 11/20/17
Pulled down 55 rebounds: 59 (20-39) vs. Arizona State, 11/28/16
Pulled down 60 rebounds: 62 (19-43) vs. Morehead State, 12/16/96

OVERTIME GAMES

Played an overtime game: vs. Seton Hall, 12/8/18 (L, 84-83 OT)
Won an overtime game: vs. Vanderbilt, 1/30/18 (W, 83-81 OT)
Played an SEC overtime game: vs. Vanderbilt, 1/30/18 (W, 83-81 OT)
Won an SEC overtime game: vs. Vanderbilt, 1/30/18 (W, 83-81 OT)
Lost an overtime game: vs. Seton Hall, 12/8/18 (L, 84-83 OT)
Lost an SEC overtime game: at Texas A&M, 2/20/16 (L, 79-77 OT)
Played an overtime game in SEC Tournament: vs. Texas A&M, 3/13/16 (W, 82-77 OT)
Won an overtime game in SEC Tournament: vs. Texas A&M, 3/13/16 (W, 82-77 OT)
Played two overtimes: at Texas A&M, 1/10/15 (W, 70-64 2ot)
Played three overtimes: vs. Temple 12/7/57 (W, 85-83)
Played four overtimes: Never played four overtime game
Played consecutive games that went to overtime: 1/6/15 vs. Ole Miss (W, 89-86) and 1/10/15 at Texas A&M (70-64)



THE LAST TIME A UK OPPONENT ...

INDIVIDUALS

SCORING

Scored 25 points: Myles Powell (28), Seton Hall, 12/9/18
Scored 30 points: Bubba Parham (35), VMI, 11/21/18
Scored 35 points: Bubba Parham (35), VMI, 11/21/18
Scored 40 points: Elston Turner (40), Texas A&M, 1/12/13
Scored 45 points: David Robinson (45), Navy, 1/25/87
Scored 50 points: Austin Carr (50), Notre Dame, 12/29/79
Scored 60 points: Pete Maravich (64), LSU, 2/21/70
Scored 65 points: Never
Two players had 20 points: R.J. Barrett, Zion Williamson, Cam Reddish, Duke, 11/6/18
Three players had 20 points: R.J. Barrett, Zion Williamson, Cam Reddish, Duke, 11/6/18
Two players had 30 points: Ronnie Henderson (36) and Claren Ceasar (32), LSU, 2/15/94
Five players scored in double figures: Winthrop, 11/21/18

FIELD GOALS

Made 15 FG in a game: David Robinson (17), Navy, 1/25/87
Made 16 FG in a game: David Robinson (17), Navy, 1/25/87
Made 17 FG in a game: David Robinson (17), Navy, 1/25/87
Made 18 FG in a game: Steve Downing (19), Indiana, 12/11/71
Made 19 FG in a game: Steve Downing (19), Indiana, 12/11/71
Made 20 FG in a game: Johnny Neumann (20), Ole Miss, 1/2/71
Made 21 FG in a game: Austin Carr (21), Notre Dame, 12/29/70
Made 22 FG in a game: Austin Carr (22), Notre Dame, 3/12/70
Made 23 FG in a game: Pete Maravich (23), LSU, 2/21/70
Made 24 FG in a game: Never
Attempted 17 FG in a game: Bubba Parham (20), VMI, 11/28/18
Attempted 18 FG in a game: Bubba Parham (20), VMI, 11/28/18
Attempted 19 FG in a game: Bubba Parham (20), VMI, 11/28/18
Attempted 20 FG in a game: Bubba Parham (20), VMI, 11/28/18
Attempted 25 FG in a game: R.J. Barrett (26), Duke, 11/6/18
Attempted 30 FG in a game: Freeman Williams (40), Portland State, 12/16/17
Attempted 35 FG in a game: Freeman Williams (40), Portland State, 12/16/17
Attempted 40 FG in a game: Freeman Williams (40), Portland State, 12/16/17
Attempted 45 FG in a game: Johnny Neumann (50), Ole Miss, 1/2/71
Attempted 50 FG in a game: Johnny Neumann (50), Ole Miss, 1/2/71
Attempted 53 FG in a game: Pete Maravich (53), LSU, 2/22/69
Attempted 54 FG in a game: Never

3-POINTERS

Made 5 3-pointers in a game: Myles Powell (6), Seton Hall, 12/8/18
Made 6 3-pointers in a game: Myles Powell (6), Seton Hall, 12/8/18
Made 7 3-pointers in a game: Bubba Parham (10), VMI, 11/18/18
Made 8 3-pointers in a game: Bubba Parham (10), VMI, 11/18/18
Made 9 3-pointers in a game: Bubba Parham (10), VMI, 11/18/18
Made 10 3-pointers in a game: Bubba Parham (10), VMI, 11/18/18
Made 11 3-pointers in a game: Corey Allmond (11), Sam Houston State, 11/19/2009
Made 12 3-pointers in a game: Never
Attempted 10 3-pointers in a game: Myles Powell (11), Seton Hall, 12/8/18
Attempted 15 3-pointers in a game: Bubba Parham (16), VMI, 11/18/18
Attempted 16 3-pointers in a game: Bubba Parham (16), VMI, 11/18/18
Attempted 17 3-pointers in a game: Chris Jackson (17), LSU, 2/15/90
Attempted 18 3-pointers in a game: Jeff Boschee (18), Kansas, 3/14/99
Attempted 19 3-pointers in a game: Never

FREE THROWS

Made 10 FT in a game: Jeff Roberson (10), Vanderbilt, 1/30/18
Made 11 FT in a game: J.J. Frazier (12), Georgia, 2/18/17
Made 12 FT in a game: J.J. Frazier (12), Georgia, 2/18/17
Made 13 FT in a game: Sindarius Thornwell (14), South Carolina, 1/21/17

Made 14 FT in a game: Sindarius Thornwell (14), South Carolina, 1/21/17
Made 15 FT in a game: Brenton Williams (15), South Carolina, 3/1/14
Made 16 FT in a game: Dan Cross (16), Florida, 2/18/95
Made 17 FT in a game: John Mengelt (17), Auburn, 3/2/70
Made 18 FT in a game: Pete Maravich (18), LSU, 2/21/70
Made 19 FT in a game: Never
Attempted 10 FT in a game: Grant Williams (10), Tennessee, 2/6/18
Attempted 15 FT in a game: J.J. Frazier (15), Georgia, 2/18/17
Attempted 20 FT in a game: PJ Washington (20) vs. Kansas State, 3/22/18
Attempted 25 FT in a game: Harding McCaleb (25), Louisville, 2/22/16
Attempted 26 FT in a game: Never

REBOUNDS

15 Rebs: Kennedy Meeks (17), North Carolina, 3/26/17
16 Rebs: Kennedy Meeks (17), North Carolina, 3/26/17
17 Rebs: Kennedy Meeks (17), North Carolina, 3/26/17
18 Rebs: Sean May (19), North Carolina, 12/4/04
19 Rebs: Sean May (19), North Carolina, 12/4/04
20 Rebs: Andrew DeClercq (20), Florida, 1/18/94
25 Rebs: Leon Douglas (25), Alabama, 1/20/75
30 Rebs: Kenneth Stanley (30), USC, 12/4/61
31 Rebs: Never
Two players had 10 rebounds: Desean Murray (11) and Anfernee McLemore (11), Auburn, 2/4/18
Three players had 10 rebounds: Craig Victor II (12), Tim Quarterman (10), Ben Simmons (10), LSU, 1/5/16

ASSISTS

10 assists: Tonny Trocha-Morelos (10), Texas A&M, 3/4/2017
11 assists: Dwyane Wade (11), Marquette, 3/29/03
12 assists: Edgar Padilla (12), UMass, 3/30/96
13 assists: Billy McCaffrey (14), Vanderbilt, 1/13/93
14 assists: Billy McCaffrey (14), Vanderbilt, 1/13/93
15 assists: Eric Richardson (15), Alabama, 2/4/84
16 assists: Never

BLOCKS

5 blocks: Akolda Manyang (5), Utah Valley, 11/10/17
6 blocks: Sagaba Konate (7), West Virginia, 1/27/18
7 blocks: Sagaba Konate (7), West Virginia, 1/27/18
8 blocks: Jarvis Varnado (10), Mississippi State, 1/15/18
9 blocks: Jarvis Varnado (10), Mississippi State, 1/15/18
10 blocks: Jarvis Varnado (10), Mississippi State, 1/15/18
11 blocks: Samaki Walker (11), Louisville, 1/1/95
12 blocks: Never

STEALS

5 steals: Ben Simmons (7), LSU, 3/5/16
6 steals: Ben Simmons (7), LSU, 3/5/16
7 steals: Ben Simmons (7), LSU, 3/5/16
8 steals: Never

TEAM

SCORING

Scored 90 or more points: 118, Duke, 11/6/18 (L, 118-84)
Scored 90 or more points (SEC game): 90, Georgia, 3/4/09 (L, 90-85)
Scored 100 or more points: 118, Duke, 11/6/18 (L, 118-84)
Scored 100 or more points (SEC game): 101, Arkansas, 2/10/93 (L, 101-94)
Scored 110 or more points: 118, Duke, 11/6/18 (L, 118-84)
Scored 110 or more points (SEC game): 110, Vanderbilt, 3/4/67 (L, 110-94)
Scored 120 or more points: 121, North Carolina, 12/27/89 (L, 121-110)
Scored 120 or more points (SEC game): Never
Scored 130 or more points: 150, Kansas, 12/9/89 (L, 150-95)
Scored 140 or more points: 150, Kansas, 12/9/89 (L, 150-95)
Scored 150 or more points: 150, Kansas, 12/9/89 (L, 150-95)
Scored 160 or more points: Never
Scored less than 50 points (SEC game): 48, Georgia, 2/9/16 (W, 82-48)
Scored less than 40 points: 39, West Virginia, 3/26/15 (W, 78-39)
Scored less than 40 points (SEC game): 37, Missouri, 1/13/15 (W, 86-37)
Scored less than 30 points: 28, Montana State, 11/23/14 (W, 86-28)
Scored less than 30 points (SEC game): 26, Georgia Tech, 1/28/46 (W, 86-37)
Scored less than 20 points: 18, Western Ontario, 12/10/49

(W, 90-21)

Scored less than 20 points (SEC game): 18, Alabama, 2/10/40 (W, 46-18)

Scored less than 10 points: 9, Tulane, 12/21/34 (W, 39-9)

Scored less than 10 points (SEC game): Never

Scored less than 5 points: Never

SHOOTING PERCENTAGES

Shot 70% from the field: Never

Shot 60% from the field: .640, Florida, 3/4/07

Shot 50% from the field: .544, Duke, 11/6/18

Shot 30% or less from the field: .276, Monmouth, 11/28/18 (16-58)

Shot 20% or less from the field: .197, Montana State, 11/23/14 (12-61)

Shot 10% or less from the field: Never (shooting percentages not recorded prior to 1947)

3-Pointers

Made 10 or more 3-pointers: 11, Seton Hall, 12/8/18

Made 15 or more 3-pointers: 19, VMI, 11/18/18

Made 20 or more 3-pointers: 19, VMI, 11/18/18

Made zero 3-pointers: at Auburn, 1/19/13 (0-15)

FREE THROWS

Shot 90% or better from FT line: 100.0 (5-5), VMI, 11/18/18

Shot 100% from FT Line: 5-5, VMI, 11/18/18

Shot 50% or less from FT line: .346 (9-26), Alabama, 2/11/17

Attempted 40 FT: 47, Kansas, 1/30/16 (30-47)

Attempted five or less FT: 5, VMI, 11/18/18 (5-5)

Made 30 FT: 30, Tennessee, 2/2/16 (30-34)

REBOUNDS

Pulled down 50 rebounds: 54 (17-37), Florida, 2/4/17



RUPP ARENA

Year-by-Year Records

Season	W-L	Percentage
2018-19	7-0	1.000
2017-18	16-2	.889
2016-17	15-2	.882
2015-16	17-0	1.000
2014-15	19-0	1.000
2013-14	16-2	.889
2012-13	16-2	.889
2011-12	18-0	1.000
2010-11	15-0	1.000
2009-10	18-0	1.000
2008-09	12-6	.667
2007-08	14-4	.778
2006-07	14-2	.875
2005-06	10-5	.667
2004-05	14-1	.933
2003-04	11-2	.846
2002-03	12-1	.923
2001-02	12-3	.800
2000-01	11-1	.917
1999-2000	14-0	1.000
1998-99	12-1	.923
1997-98	9-3	.750
1996-97	12-1	.923
1995-96	13-0	1.000
1994-95	12-1	.923
1993-94	13-1	.929
1992-93	16-0	1.000
1991-92	15-2	.882
1990-91	13-0	1.000
1989-90	13-2	.867
1988-89	8-6	.571
1987-88	14-2	.875
1986-87	13-2	.867
1985-86	18-0	1.000
1984-85	11-3	.786
1983-84	16-0	1.000
1982-83	14-1	.933
1981-82	15-1	.938
1980-81	15-0	1.000
1979-80	12-3	.800
1978-79	11-4	.733
1977-78	16-0	1.000
1976-77	12-2	.857
Total	584-68	.896

Top 10 All-Time Attendances

No.	Att.	Opp.	Date	Result
1.	24,479	Louisville	1/20/10	W, 71-62
2.	24,468	N. Carolina	12/5/09	W, 68-66
3.	24,465	Florida	2/10/07	L, 64-61
4.	24,459	Florida	2/4/03	W, 70-55
5.	24,432	Louisville	12/17/05	W, 73-61
6.	24,431	Florida	2/25/17	W, 76-66
7.	24,428	Florida	3/7/15	W, 67-50
8.	24,425	Florida	2/15/14	L, 69-59
9.	24,418	Kansas	1/28/17	L, 79-73
10.	24,416	Arkansas	2/28/15	W, 84-67

Top 10 Attendances of 18-19

No.	Att.	Opp.	Date	Result
1.	21,853	UNCG	12/1/18	W, 78-61
2.	20,277	S. Illinois	11/9/18	W, 71-59
3.	20,224	Tenn. State	11/23/18	W, 77-62
4.	20,207	VMI	11/18/18	W, 92-82
5.	20,070	Winthrop	11/21/18	W, 87-74
6.	18,680	Monmouth	11/28/18	W, 90-44
7.	18,555	N. Dakota	11/14/19	W, 96-58
8.	-			
9.	-			
10.	-			

Cats Rock at Rupp

The Wildcats are 584-68 (.896) in Rupp Arena. Among the most notable marks of dominance as the nation's toughest venue to play include:

- A school record 54-game winning streak to begin the John Calipari era
- The Wildcats are 309-42 (.880) in regular-season SEC games in the building
- Kentucky set a new program home record of 19 wins in 2014-15
- The Wildcats have gone undefeated at home in five of John Calipari's nine complete seasons
- Overall, UK has posted a perfect mark in 13 of Rupp Arena's 42 seasons

Cal Owns Longest Win Streaks in Rupp

With UK's 2011-12 season-opening victory over Marist, UK head coach John Calipari recorded his 34th consecutive win in Rupp Arena as UK's head coach. It broke former UK head coach Rick Pitino's longest streak of 33 games in the venue.

The winning streak reached as long as 54 games. Calipari didn't suffer his first loss in Rupp Arena until losing to Baylor in his fourth season. The 54-game run, however, was his longest career winning streak. He also had the second-longest streak in the arena as the Cats won 42 straight from March 4, 2014 to Nov. 25, 2016.

Pack the House

Kentucky has led the nation in average home attendance in 20 of the last 23 seasons. That number includes a Rupp Arena record of 24,110 in John Calipari's first season (2009-10) as head coach.

- Kentucky averaged 21,875 fans during the 2017-18 season
- UK has averaged 23,000 or more fans in seven of Calipari's nine complete seasons
- The Wildcats led the nation in average attendance in 2017-18

The Top-Ranked Team at Home

Kentucky has lost just three times at home as the Associated Press top-ranked team in the history of the program and just twice in Rupp Arena. Prior to the loss to UCLA by three on Dec. 3, 2016, the other two losses came by just one point.

The Wildcats are 53-2 all-time as the AP No. 1 team in Rupp Arena since its opening in 1976. The first loss was to Auburn, 53-52, on Jan. 9, 1988.

Coach Cal in Rupp Arena

It's been downright difficult to beat the Wildcats in Rupp Arena during the John Calipari era. UK is 157-8 (.952) in Rupp Arena under Calipari.

- UK is 17-4 (.810) vs. ranked opponents in Rupp in the Calipari era
- The Wildcats are 140-4 (.972) vs. unranked teams in Rupp under Cal
- UK is 84-3 (.966) at home vs. nonconference foes under Calipari
- Calipari notched his 100th career win in Rupp Arena as UK's coach with the Wildcats' 110-75 rout of Auburn on Feb. 21, 2014. It took Calipari just 104 games to reach the century mark at home, the fastest of any UK coach

Cal Passes Hall for Rupp Record

With a 101-70 victory over Cleveland State on Nov. 23, 2016, John Calipari passed former UK head coach Joe B. Hall for wins in Rupp Arena history.

Calipari currently has 157 victories inside the historic venue. Hall won 122.

Rupp Arena Quick Facts

Year Opened:	1976
First Game:	Nov. 27, 1976
All-Time Record:	584-68 (89.6)
Record Under Calipari:	156-8 (95.1)
Capacity:	23,000
Record Crowd:	24,479 (1/20/10)
Longest Winning Streak:	54 (11/9/10-12/1/12)
Current Winning Streak:	10

2018-19 Opponent Breakdown

Southern Illinois (Nov. 9)

All-time games in Rupp Arena: One
UK record in Rupp vs. SIU: 1-0
Last time in Rupp Arena: UK, 71-59 (11/9/18)

North Dakota (Nov. 14)

All-time games in Rupp Arena: One
UK record in Rupp vs. NDU: 1-0
Last time in Rupp Arena: UK, 96-58 (11/14/18)

VMI (Nov. 18)

All-time games in Rupp Arena: Three
UK record in Rupp vs. VMI: 2-1
Last time in Rupp Arena: UK, 92-82 (11/18/08)

Winthrop (Nov. 21)

All-time games in Rupp Arena: Three
UK record in Rupp vs. WU: 3-0
Last time in Rupp Arena: UK, 87-74 (11/21/18)

Tennessee State (Nov. 23)

All-time games in Rupp Arena: Four
UK record in Rupp vs. TSU: 4-0
Last time in Rupp Arena: UK, 77-62 (11/23/18)

Monmouth (Nov. 28)

All-time games in Rupp Arena: One
UK record in Rupp vs. MU: 1-0
Last time in Rupp Arena: UK, 90-44 (11/28/18)

UNC Greensboro (Nov. 23)

All-time games in Rupp Arena: One
UK record in Rupp vs. UNCG: 1-0
Last time in Rupp Arena: UK, 78-61 (12/1/18)

Utah (Dec. 15)

All-time games in Rupp Arena: Two
UK record in Rupp vs. Utah: 1-1
Last time in Rupp Arena: UK, 56-48 (11/19/99)

Texas A&M (Jan. 8)

All-time games in Rupp Arena: Five
UK record in Rupp vs. TAMU: 3-2
Last time in Rupp Arena: UK, 74-73 (1/9/18)

Vanderbilt (Jan. 12)

All-time games in Rupp Arena: 40
UK record in Rupp vs. VU: 38-2
Last time in Rupp Arena: UK, 83-81^{ot} (1/30/18)

Mississippi State (Jan. 22)

All-time games in Rupp Arena: 29
UK record in Rupp vs. MSU: 27-2
Last time in Rupp Arena: UK, 78-65 (1/23/18)

Kansas (Jan. 26)

All-time games in Rupp Arena: Six
UK record in Rupp vs. KU: 4-2
Last time in Rupp Arena: UK, 79-73 (1/28/17)

South Carolina (Feb. 5)

All-time games in Rupp Arena: 26
UK record in Rupp vs. USC: 24-2
Last time in Rupp Arena: UK, 85-69 (1/21/17)

LSU (Feb. 12)

All-time games in Rupp Arena: 31
UK record in Rupp vs. LSU: 26-5
Last time in Rupp Arena: UK, 92-85 (2/7/17)

Tennessee (Feb. 16)

All-time games in Rupp Arena: 42
UK record in Rupp vs. UT: 37-5
Last time in Rupp Arena: UT, 61-59 (2/6/18)

Auburn (Feb. 23)

All-time games in Rupp Arena: 29
UK record in Rupp vs. AU: 27-2
Last time in Rupp Arena: UK, 92-72 (1/14/17)

Arkansas (Feb. 26)

All-time games in Rupp Arena: 15
UK record in Rupp vs. UA: 12-3
Last time in Rupp Arena: UK, 97-71 (1/7/17)

Florida (Jan. 20)

All-time games in Rupp Arena: 42
UK record in Rupp vs. UF: 34-8
Last time in Rupp Arena: UF, 66-64 (1/20/18)



UK vs. AP Ranked Foes Under Cal

In John Calipari Era (2009-Present)

52-27

vs. No. 4 Duke (Indianapolis)	Nov. 6, 2018	L, 118-84
vs. No. 13 Tennessee (SECT)	March 11, 2018	W, 77-72
at No. 10 Auburn	Feb. 14, 2018	L, 76-66
vs. No. 15 Tennessee	Feb. 6, 2018	L, 61-59
at No. 7 West Virginia	Jan. 27, 2018	W, 83-76
at No. 23 Tennessee	Jan. 6, 2018	L, 76-65
vs. No. 4 Kansas (Chicago)	Nov. 14, 2017	L, 65-61
vs. No. 6 North Carolina (NCAA)	March 26, 2017	L, 75-73
vs. No. 8 UCLA (NCAA)	March 24, 2017	W, 86-75
vs. No. 19 Wichita St. (NCAA)	March 19, 2017	W, 65-62
vs. No. 13 Florida	Feb. 25, 2017	W, 76-66
at No. 24 Florida	Feb. 4, 2017	L, 88-66
vs. No. 2 Kansas	Jan. 28, 2017	L, 79-73
vs. No. 24 South Carolina	Jan. 21, 2017	W, 85-69
at No. 10 Louisville	Dec. 21, 2016	L, 73-70
vs. No. 7 North Carolina (Las Vegas)	Dec. 17, 2016	W, 103-100
vs. No. 11 UCLA	Dec. 3, 2016	L, 97-92
vs. No. 13 Michigan St. (New York)	Nov. 15, 2016	W, 69-48
vs. No. 14 Indiana (NCAA)	March 19, 2016	L, 73-67
vs. No. 17 Texas A&M (SECT)	March 13, 2016	W, 82-77
at No. 4 Kansas	Jan. 30, 2016	L, 90-84
vs. No. 16 Louisville	Dec. 27, 2015	W, 75-73
vs. No. 5 Duke (Chicago)	Nov. 17, 2015	W, 74-63
vs. No. 3 Wisconsin (NCAA)	April 4, 2015	L, 71-64
vs. No. 8 Notre Dame (NCAA)	March 28, 2015	W, 68-66
vs. No. 20 West Virginia (NCAA)	March 26, 2015	W, 78-39
vs. No. 21 Arkansas (SECT)	March 15, 2015	W, 78-63
vs. No. 18 Arkansas	Feb. 28, 2015	W, 84-67
at No. 4 Louisville	Dec. 27, 2014	W, 58-50
vs. No. 21 North Carolina	Dec. 13, 2014	W, 84-70
vs. No. 6 Texas	Dec. 5, 2014	W, 63-51
vs. No. 5 Kansas (Indianapolis)	Nov. 18, 2014	W, 72-40
vs. No. 18 UConn (NCAA)	April 7, 2014	L, 60-54
vs. No. 12 Wisconsin (NCAA)	April 5, 2014	W, 74-73
vs. No. 7 Michigan (NCAA)	March 30, 2014	W, 75-72
vs. No. 5 Louisville (NCAA)	March 28, 2014	W, 74-69
vs. No. 2 Wichita St. (NCAA)	March 23, 2014	W, 78-76
vs. No. 1 Florida (SECT)	March 16, 2014	L, 61-60
at No. 1 Florida	March 8, 2014	L, 84-65
vs. No. 3 Florida	Feb. 15, 2014	L, 69-59
vs. No. 4 Louisville	Dec. 28, 2013	W, 73-66
at No. 18 North Carolina	Dec. 14, 2013	L, 82-77
vs. No. 20 Baylor (Dallas)	Dec. 6, 2013	L, 67-62
vs. No. 2 Michigan St. (Chicago)	Nov. 12, 2013	L, 78-74
vs. No. 11 Florida	March 9, 2013	W, 61-57
at No. 7 Florida	Feb. 12, 2013	L, 69-52
at No. 16 Ole Miss	Jan. 29, 2013	W, 87-74
at No. 4 Louisville	Dec. 29, 2012	L, 80-77
vs. No. 9 Duke (Atlanta)	Nov. 13, 2012	L, 75-68
vs. No. 6 Kansas (NCAA)	April 2, 2012	W, 67-59
vs. No. 17 Louisville (NCAA)	March 31, 2012	W, 69-61
vs. No. 9 Baylor (NCAA)	March 25, 2012	W, 82-70
vs. No. 16 Indiana (NCAA)	March 23, 2012	W, 87-71
vs. No. 22 Florida (SECT)	March 10, 2012	W, 74-71
at No. 16 Florida	March 4, 2012	W, 74-59
vs. No. 8 Florida	Feb. 7, 2012	W, 78-58
vs. No. 4 Louisville	Dec. 31, 2011	W, 69-62
vs. No. 5 North Carolina	Dec. 3, 2011	W, 73-72
vs. No. 12 Kansas (New York)	Nov. 15, 2011	W, 75-65
vs. No. 9 UConn (NCAA)	April 2, 2011	L, 56-55
vs. No. 7 North Carolina (NCAA)	March 27, 2011	W, 76-69
vs. No. 1 Ohio State (NCAA)	March 25, 2011	W, 62-60
vs. No. 22 West Virginia (NCAA)	March 19, 2011	W, 71-63
vs. No. 12 Florida (SECT)	March 13, 2011	W, 70-54
vs. No. 21 Vanderbilt	March 1, 2011	W, 68-66
vs. No. 13 Florida	Feb. 26, 2011	W, 76-68
at No. 21 Vanderbilt	Feb. 12, 2011	L, 81-77
at No. 22 Louisville	Dec. 31, 2010	W, 78-63
vs. No. 23 Notre Dame (Louisville)	Dec. 8, 2010	W, 72-58
vs. No. 13 Washington (Maui)	Nov. 23, 2010	W, 74-67
vs. No. 6 West Virginia (NCAA)	March 27, 2010	L, 73-66
vs. No. 15 Tennessee (SECT)	March 13, 2010	W, 74-45
at No. 19 Tennessee	Feb. 27, 2010	L, 74-65
at No. 17 Vanderbilt	Feb. 20, 2010	W, 58-56
vs. No. 12 Tennessee	Feb. 13, 2010	W, 73-62
vs. No. 25 Ole Miss	Feb. 2, 2010	W, 85-75
vs. No. 21 Vanderbilt	Jan. 30, 2010	W, 85-72
vs. No. 14 UConn (New York)	Dec. 9, 2009	W, 64-61
vs. No. 10 North Carolina	Dec. 5, 2009	W, 68-66

Calipari's Record at UK vs:

vs. No. 1	1-2
vs. Top 3	2-6
vs. Top 5	9-10
vs. Top 10	20-17
vs. Top 15	32-20
vs. Top 20	42-24
vs. Top 25	52-27
Home	17-4
Away	6-11
Neutral	29-12
SEC Tourney	5-1
NCAA Tourney	15-6

A Decorated Decade

Entering year No. 10 at Kentucky, John Calipari's time in Lexington has been every bit as successful -- and more -- as fans could have hoped when he agreed to become the head coach at UK back in the spring of 2009.

By just about every measure, he's been the most successful coach in college basketball during his time at Kentucky as he gets ready to put the first decade behind him.

Among schools who have been to at least two Elite Eights and a Final Four since 2009-10, Calipari ranks ...

- Second in wins (282)
- First in NCAA Tournament wins (28)
- Fourth in NCAA titles (one)
- First in Final Four appearances (four)
- First in Elite Eight appearances (six)
- First in Sweet 16 appearances (seven)
- Third in regular-season conference titles (five)
- Second in league tournament titles (six)

700 Victories and Counting

With Kentucky's win over UIC on Nov. 26, 2017, John Calipari reached the 700 on-court win plateau. He is one of just 41 coaches, regardless of NCAA level of classification, to reach that barrier. Only 29 coaches have done it with at least 10 seasons at the Division I level.

Calipari became the fourth-fastest coach to 700 on-court wins ever. Only Adolph Rupp (836 games), Jerry Tarkanian (876 games) and Roy Williams (879 games) did it faster.

Moving Up the Kentucky Career Wins List

With a 78-65 victory vs. Mississippi State on Jan. 23, 2018, John Calipari notched his 264th career win at Kentucky, moving him past Tubby Smith, who finished his UK career with a 263-83 mark. Calipari trails only the legendary Adolph Rupp (876 wins) and Joe B. Hall (297) for most wins at Kentucky. Calipari currently has 282 wins at Kentucky.

Although he's still climbing the charts, he's doing it faster than anyone else in school history. With a thrilling 75-73 victory over rival Louisville on Dec. 26, 2015, John Calipari captured his 200th career win at Kentucky faster than any coach in UK history -- and nearly faster than anyone has ever done it at any school.

Calipari reached the 200-win plateau in his 240th career game at Kentucky. Rick Pitino, previously the fastest to 200 wins at UK prior to Calipari, didn't capture his 200th Wildcat win until his 249th game. Rupp reached 200 during his 250th game.

Not only did Calipari reach the 200-win mark in record pace at Kentucky, he also nearly set the all-time Division I mark. With the win over U of L, he became the second-fastest Division I men's basketball coach to reach 200 victories at a single school, behind only LIU-Brooklyn's Clair Bee, who achieved the feat in 231 games.

Calipari is only the fifth UK coach to reach the 200-win plateau. He's currently the only coach in NCAA history with at least 189 victories at three different schools.

Calipari reached his 250th career win at Kentucky with a 73-63 come-from-behind victory vs. Utah Valley for the 2017-18 season opener. Calipari reached 250 wins at UK faster than any other Wildcat coach. It took Rupp 312 games to reach 250 wins, whereas it took Calipari just 303.

First-Ballot Hall of Famer

Kentucky men's basketball coach John Calipari joined basketball's fraternity of legends in September 2015 after being elected to the Naismith Memorial Basketball Hall of Fame on the first ballot.

Calipari joined an elite group of basketball players and coaches in the Naismith Hall of Fame, considered to be one of the ultimate honors in the sport. The Class of 2015 included Calipari, Dick Bevetta, Wildcat Louie Dampier, Lindsay Gaze, Tom Heinsohn, John Isaacs, Spencer Haywood, Lisa Leslie, Dikembe Mutombo, George Raveling and Jojo White.

Calipari in Elite Company with Conference Championships

Kentucky men's basketball coach John Calipari added another first to his Hall of Fame career in 2017.

When Kentucky clinched at least a share of the 2017 Southeastern Conference championship by beating Vanderbilt on Feb. 28, 2017, he made history as a head coach. Calipari became the first NCAA Division I coach to lead three different programs (UMass, Memphis, Kentucky) to five on-court regular-season league titles five different times. He won the Atlantic 10 at the helm of UMass in 1992, 93, 94, 95 and 96. Memphis claimed the Conference USA crown in 2004, 06, 07, 08 and 09. Kentucky has captured the SEC five times in 2010, 12, 15, 16 and 17.

Perhaps more impressive is that Calipari has 30 combined regular-season and tournament championships after the 2018 SEC Tournament title. That trails only Mark Few of Gonzaga (32 titles) among all active coaches. All-time, Calipari trails only the great Adolph Rupp (41) and Few.

Calipari Unrivaled in Conference

John Calipari has won 15 league regular-season championships (including the 2010, 2012, 2015, 2016 and 2017 SEC championships) seven more than the next-closest coach in the SEC (Bruce Pearl has eight conference titles). With a 2018 SEC Tournament championship -- Calipari's fourth straight and sixth at UK -- he owns 15 conference tournament titles, 11 more than his closest competitors (Ben Howland and Kermit Davis).

He's tallied a 329-101 (.765) all-time record within conference play as a head coach and owns a 121-35 (.776) record since joining the SEC. Although he's been publicly outspoken against conference tournaments -- only because he doesn't favor playing three or more games on consecutive days to win the tournament -- his teams have gotten up for them. Calipari's teams at UMass, Memphis and Kentucky have been to 19 conference championship games in his 26-year career, winning a remarkable 15 of them.

There's No Place Like Home

Since the 2000-01 season, John Calipari-coached teams have posted a 310-27 (.920) record at home. At UK, Coach Cal is 157-8 (.952) in Rupp Arena.

In five of Calipari's nine complete seasons at Kentucky, the Wildcats have posted an undefeated record at home, including a school-record 19-0 mark during the 2014-15 season.

Calipari owns both of UK's longest winning streaks in the arena. He began his career at UK with a 54-game winning streak at Rupp Arena. It was the longest winning streak since the arena opened in 1976. With a win over Georgia on Feb. 9, 2016, he secured the second-longest streak in the storied building at 34 games (which ended at 42).

Coach	Streak (Yrs)
1. John Calipari	54 (2010-13)
2. John Calipari	42 (2014-17)

ON PACE WITH THE BARON OF THE BLUEGRASS

- Legendary coach Adolph Rupp won 876 career games while he was the coach of UK. He also led Kentucky to five NCAA titles during his 41-year tenure.
- John Calipari is just behind pace with Rupp to begin his career at UK in total victories. Calipari (.810) is slightly behind Rupp (.822) in total UK career winning percentage.

Coach	Games	Record	Next Game (349th Game)
Adolph Rupp	348	283-65	def. Rhode Island 46-45 (March 20, 1946)
John Calipari	348	282-66	Dec. 15 vs. Utah
Joe B. Hall	348	264-84	def. Georgia 64-40 (Jan. 28, 1984)



COACH CALIPARI

demarc award for the fourth year in a row for finishing in the top 10 percent of Division I men's basketball programs.
Under Calipari, the Wildcats routinely post a 3.0 grade-point average or better.

Dream Maker

As someone who prides himself on helping young men reach their dreams, Coach Cal has helped 46 players earn selection in the NBA Draft during his college coaching career, including 35 over his first nine seasons at Kentucky, which is more than any other coach.

- Four No. 1 overall selections (Derrick Rose, John Wall, Anthony Davis and Karl-Anthony Towns) during the nine drafts from 2008 to 2016. No other coach has more than two No. 1 picks
- In 2010, five of his UK players were selected in the first round for the first time in NBA history
- His six players in the 2012 and 2015 NBA drafts are the most in the two-round era
- Churned out 35 NBA Draft picks, 26 first-rounders, three No. 1 overall selections, seven top-five picks and 19 lottery picks at Kentucky
- Of the 54 players who have finished their college careers at Kentucky under Calipari, 35 have been selected in the NBA Draft (64.8 percent)
- Of the 21 players at UK who have declared for the NBA Draft after their freshman seasons, all 23 of 25 have been first-round picks. He is 27 for 29 in that regard when including his players from Memphis
- Dating back to the 2008 draft, 40 players under Coach Cal have been taken in the NBA Draft, including 28 first-rounders
- Only coach to produce the top two picks in the same draft (2012 - Anthony Davis and Michael Kidd-Gilchrist)
- Produced a top-10 pick in 11 straight drafts since 2008, the only school to do so during that time period

Developing Talent

John Calipari hasn't just signed the best talent in the country while he's been at Kentucky; he's been the best at developing that talent and getting it ready for the next level.

Of the 30 top-25 Rivals.com players Kentucky has signed and have completed their college eligibility at UK, 26 were drafted and 21 were selected in the first round.

But that's only half the story. Calipari's players don't just make it to the pros; they're better prepared than anyone else. The proof is in the numbers.

Over the course of his career, Calipari's nearly 50 NBA pros have nearly \$1.5 billion in NBA contracts alone, which doesn't include endorsement deals and overseas contracts. Of his UK players in the NBA, they've earned nearly \$1.9 billion in guaranteed contracts.

Double-Digit Win Streaks

Kentucky's 38-game winning streak in 2014-15 was historic, but it wasn't completely out of the norm for John Calipari. With Kentucky's 14-game winning streak at the end of the 2016-17 season, Calipari has 18 streaks in his career where his teams have won 10 or more consecutive games during the season.

They've won 15 or more straight games nine times, 20 or more six times, 25 or more five times, and 30 or more one time. UK's 14-game winning streak before its season-ending loss last season was its longest since the 38-game winning streak in 2014-15.

1. 38 Kentucky, 2014-15	10. 14 Kentucky, 2016-17
2. 27 Memphis, 2008-09	14 UMass, 1991-92
3. 26 Memphis, 2007-08	12. 12 Memphis, 2007-08
26 UMass, 1995-96	12 Memphis, 2002-03
5. 25 Memphis, 2006-07	12 UMass, 1992-93
6. 24 Kentucky, 2011-12	15. 11 Memphis, 2003-04
7. 19 Kentucky, 2009-10	16. 10 Memphis, 2001-02
8. 16 UMass, 1994-95	10 UMass, 1993-94
9. 15 Memphis, 2005-06	10 Kentucky, 2010-11

Calipari Knows Defense

Although the 2018-19 Wildcats are off to a slow defensive start, defense has always been a staple of John Calipari-coached teams. Dating back to complete NCAA records beginning in 2001-02, Calipari's teams have been among national leaders in several critical defensive categories.

Year	FG % Def.	3PT FG % Def.	Rebound Margin	Scoring Margin	Blocks
2001-02 (UM)	13th (39.5)	N/A (29.3)	11th (+6.6)	11th (+11.2)	54th (4.4)
2002-03 (UM)	28th (40.6)	N/A (29.3)	44th (+4.1)	32nd (+8.0)	26th (5.1)
2003-04 (UM)	34th (40.5)	N/A (35.8)	58th (+3.4)	48th (+7.1)	20th (5.0)
2004-05 (UM)	4th (38.4)	N/A (32.7)	75th (+2.9)	62nd (+5.9)	13th (5.4)
2005-06 (UM)	2nd (38.0)	N/A (30.3)	9th (+6.7)	5th (+14.6)	8th (6.4)
2006-07 (UM)	12th (39.0)	N/A (31.3)	28th (+5.3)	5th (+5.8)	12th (5.9)
2007-08 (UM)	12th (39.1)	N/A (30.2)	16th (+6.2)	2nd (+18.0)	8th (6.1)
2008-09 (UM)	1st (37.1)	10th (30.0)	19th (+6.1)	2nd (+16.3)	7th (6.0)
2009-10 (UK)	3rd (37.8)	47th (31.3)	4th (+8.1)	4th (+14.3)	4th (7.2)
2010-11 (UK)	15th (39.4)	59th (32.2)	60th (+3.6)	13th (+11.4)	3rd (6.3)
2011-12 (UK)	1st (37.4)	67th (31.8)	12th (+6.8)	1st (+16.8)	1st (8.6)
2012-13 (UK)	30th (39.2)	104th (32.4)	48th (+4.3)	48th (+8.2)	3rd (6.6)
2013-14 (UK)	59th (41.1)	67th (32.2)	2nd (+9.4)	43rd (+8.2)	13th (5.9)
2014-15 (UK)	1st (35.4)	3rd (27.1)	15th (+6.8)	1st (+20.1)	2nd (6.9)
2015-16 (UK)	24th (39.7)	75th (32.6)	39th (+5.2)	17th (+11.4)	6th (5.8)
2016-17 (UK)	98th (42.4)	12th (30.6)	39th (+4.7)	9th (+13.4)	15th (5.3)
2017-18 (UK)	14th (40.4)	4th (30.1)	40th (+5.1)	68th (+6.5)	31st (4.8)
2018-19 (UK)	144th (42.6)	340th (40.0)	1st (+15.2)	47th (+12.9)	22nd (5.4)

rankings through Dec. 9

Former Players' NBA Awards

NBA Player of the Year	DeMarcus Cousins (2nd) 2016	All-NBA Defensive Team	Anthony Davis 2015
Derrick Rose 2011	Anthony Davis (1st) 2015	Anthony Davis (1st) 2018	John Wall 2015
NBA Rookie of the Year	DeMarcus Cousins (2nd) 2015	Anthony Davis (2nd) 2017	Anthony Davis 2014
Karl-Anthony Towns 2016	Derrick Rose (1st) 2012	Anthony Davis (2nd) 2015	John Wall 2014
Tyreke Evans 2010	Derrick Rose (1st) 2011	John Wall (2nd) 2015	Derrick Rose 2012
Derrick Rose 2009	All-NBA Rookie Team	Marcus Camby (1st) 2008	Derrick Rose 2011
NBA Defensive Player of the Year	Jamal Murray (2nd) 2017	Marcus Camby (1st) 2007	Derrick Rose 2010
Marcus Camby 2007	K. Towns (1st) 2016	Marcus Camby (2nd) 2006	
NBA Cares Community Assist Award	Devin Booker (1st) 2016	Marcus Camby (2nd) 2005	
DeMarcus Cousins 2017	W. Cauley-Stein (2nd) 2016	NBA All-Star Team	
John Wall 2016	Nerlens Noel (1st) 2015	DeMarcus Cousins 2018	All-Star Game MVP
All-NBA Team	Anthony Davis (1st) 2013	Anthony Davis 2018	Anthony Davis 2017
Anthony Davis (1st) 2018	M. Kidd-Gilchrist (2nd) 2013	Karl-Anthony Towns 2018	John Wall 2011
K. Towns (3rd) 2018	Brandon Knight (1st) 2012	John Wall 2018	Tyreke Evans 2010
Anthony Davis (1st) 2017	D. Cousins (1st) 2011	DeMarcus Cousins 2017	
John Wall (3rd) 2017	John Wall (1st) 2011	Anthony Davis 2017	Slam Dunk Contest Winner
	Eric Bledsoe (2nd) 2011	John Wall 2017	John Wall 2014
	Tyreke Evans (1st) 2010	DeMarcus Cousins 2016	
	Derrick Rose (1st) 2010	Anthony Davis 2016	Three-Point Contest Winner
	Marcus Camby (1st) 1997	John Wall 2016	Devin Booker 2018
		DeMarcus Cousins 2015	

Recruiting Trail

The Wildcats have signed more top-25 players under John Calipari's leadership than any other school. Nearly a quarter of all Rivals' top-10 prospects nationally over the past 10 classes have signed with Coach Cal and the Cats.

PLAYER (YEAR)	ESPN	RIVALS	247	MCD	JB
Dontaie Allen ('19)	91	54	84		
Tyrese Maxey ('19)	7	9	10		
Ashton Hagans ('18)	20	13	12		
Tyler Herro ('18)	30	36	38		Y
Keldon Johnson ('18)	7	15	18	Y	Y
EJ Montgomery ('18)	14	11	6		Y
Zan Payne ('18)	NR	NR	NR		
Immanuel Quickley ('18)	25	22	19		Y
Jemarl Baker ('17)	66	82	90		
Hamidou Diallo ('17)	11~	10~	11		
Shai Gilgeous-Alexander ('17)	35	34	20		
Quade Green ('17)	24	22	33	Y	Y
Kevin Knox ('17)	10	10	18	Y	Y
Nick Richards ('17)	17	17	15	Y	Y
Jarred Vanderbilt ('17)	19	14	12	Y	Y
PJ Washington ('17)	12	15	9	Y	Y
Bam Adebayo ('16)	5	7	12	Y	Y
Brad Calipari ('16)	NR	NR	NR		
De'Aaron Fox ('16)	6	6	6	Y	Y
Wenyen Gabriel ('16)	14	13	14	Y	Y
Sacha Killeya-Jones ('16)	24	24	25	Y	Y
Malik Monk ('16)	9	9	10	Y	Y
Tai Wynyard ('16)	NR	NR	NR		
Isaiah Briscoe ('15)	13	10	16	Y	Y
Jonny David ('15)	NR@	NR@	NR@		
Isaac Humphries ('15)	49	NR^	62		
Skal Labissiere ('15)	2	1	2		Y
Charles Matthews ('15)	42	48	74	Y	Y
Jamal Murray ('15)	NA^	9	10		
Dillon Pulliam ('15)	NA^	NA#	NA#		
Devin Booker ('14)	18	29	22	Y	Y
Trey Lyles ('14)	6	13	17	Y	Y
Karl-Anthony Towns ('14)	9	5	2	Y	Y
Tyler Ulis ('14)	25	21	20	Y	Y
EJ Floreal ('13)	NR@	NR@	NR@		
Aaron Harrison ('13)	9	7	5	Y	Y
Andrew Harrison ('13)	5	5	3	Y	Y
Dominique Hawkins ('13)	NR	NR	151		
Dakari Johnson ('13)	7	9	8	Y	Y
Marcus Lee ('13)	25	19	14	Y	Y
Julius Randle ('13)	3	2	2	Y	Y
Derek Willis ('13)	NR	115	58		
James Young ('13)	8	11	10	Y	Y
Archie Goodwin ('12)	15	14	18	Y	Y
Willie Cauley-Stein ('12)	40	40	47		
Tod Lanter ('12)	NA#@	NA#@	NA#@		
Julius Mays ('12)	NA#	NA#	NA#		
Nerlens Noel ('12)	1	2	1		Y
Alex Pooythress ('12)	13	8	7	Y	Y
Twany Beckham ('11)	NA#	NA#	NA#		
Anthony Davis ('11)	1	2	1	Y	Y
Ryan Harrow ('11)	NA#	NA#	NA#		
Michael Kidd-Gilchrist ('11)	4	3	2	Y	Y
Sam Malone ('11)	NR@	NR@	NR@		
Brian Long ('11)	NR@	NR@	NR@		
Marquis Teague ('11)	8	5	6	Y	Y
Kyle Wiltjer ('11)	19	22	21	Y	Y
Terrence Jones ('10)	9	13	8*	Y	Y
Enes Kanter ('10)	25	3	3*		
Brandon Knight ('10)	4	6	6*	Y	Y
Doron Lamb ('10)	29	21	28*	Y	Y
Jarrold Polson ('10)	NR@	NR@	NR@		
Stacey Poole, Jr. ('10)	51	33	67*		
Eloy Vargas ('10)	NA#	NA#	NA#		
Eric Bledsoe ('09)	NR	23	37*		
DeMarcus Cousins ('09)	4	2	3*	Y	Y
Darnell Dodson ('09)	NA#	NA#	NA#		
Jon Hood ('09)	92	40	46*		
Daniel Orton ('09)	13	22	17*	Y	
John Wall ('09)	5	1	2*	Y	

Top-10 Players	22	23	23
Top-25 Players	41	43	42
Top-50 Players	47	50	48

McDonald's All-Americans 33
Jordan Brand Classic All-Americans 37

* Scout.com ranking | ~ final ranking in the 2017 class before early enrollment | ^ reclassified after final rankings were released | # transfer | @ joined team as walk-on



COACH CALIPARI

A “players-first” coach with a penchant for helping people reach their dreams, John Calipari, a Naismith Memorial Basketball Hall of Famer, has guided six teams to the Final Four, led one to a national championship and helped 46 players get selected in the NBA Draft during his 26-year college coaching career.

Calipari guided Kentucky to its eighth national championship and his first national title in 2012. In becoming only the second coach in NCAA history to lead three different schools to the Final Four, he has racked up more than 700 on-court victories, 19 NCAA Tournament appearances, six Final Fours and numerous national coach of the year honors.

In 2015, Coach Cal led college basketball’s first ever 38-0 team, and became one of just three coaches to make four Final Fours in a five-year span. At the end of the season, Calipari became the 96th coach to join the Naismith Memorial Basketball Hall of Fame.

While building a program out of obscurity at Massachusetts, laying the foundation at Memphis and restoring luster at the sport’s greatest program at Kentucky, he has totaled the second-most wins in NCAA history in the first 20 years of a college coaching career.

Quite honestly, though, Calipari’s on-court success overshadows a much more significant picture.

In his goal to lead a players-first program, he has helped 46 players realize their dreams and guided them to NBA Draft selections, including a record five first-round draft picks in 2010. Two years later, six Wildcats heard their names called at the 2012 draft, the most in the two-round draft era. UK, with Calipari’s help, would tie those six picks again in 2015, including a record-tying four lottery selections. His four No. 1 overall picks are twice as many as any other coach, and he’s had 35 players drafted during his first nine years at Kentucky, including 26 first-round picks.

Calipari’s players have entered the league NBA-ready. His players have garnered 18 All-Star selections, with Anthony Davis winning the game’s MVP honor in 2017. Rose was named MVP in 2011, five players have been tabbed All-NBA, three have been named NBA Rookie of the Year, and 11 players from Calipari’s first nine teams at Kentucky have made the NBA All-Rookie teams.

Much like he did at UMass, where his players graduated at nearly 80 percent, Calipari has stressed academics. Fifteen of his last 18 seniors at Memphis earned their bachelor’s degrees, and all 17 players at UK who were eligible to graduate by the end of their senior years walked away with a diploma in hand, including three players who earned their degree in just three years. Another Wildcat, Dillon Pulliam, is set to graduate in May of 2018. Calipari’s teams routinely have posted a combined team grade-point averages of 3.0 or better.

His foundation, The Calipari Foundation, has raised millions of dollars to help the lives of those in need in the Commonwealth and across the country. In 2010, he used a telethon to raise more than \$1 million for victims of the devastating earthquake in Haiti. He organized another one in 2012 for victims of Superstorm Sandy and another one in 2017 for victims of Hurricane Harvey.

In 2013, Calipari developed the idea of hosting an annual alumni weekend around his basketball fantasy experience with the intent to raise money for charity. After generating \$350,000 for selected organizations and charities during the inaugural game, the weekend (the game and the fantasy experience) has generated more than \$1 million for charity every year since, including in 2014 without the funds from an alumni game and 2016 with a celebrity softball game in place of the traditional basketball game.

In 2017, Coach Cal was named the head coach of the 2017 USA Basketball Men’s U19 World Cup Team, which finished third at the 2017 FIBA U19 World Cup in Cairo.

Author of five books, including the New York Times Best Seller “Players First: Coaching from the Inside Out,” Calipari is a master of communication and maximizing talent. He lives by the motto that “it’s never a matter of how far you have fallen, but instead it’s about how high you bounce back.”

BIOGRAPHICAL INFORMATION

Date of Birth: Feb. 10, 1959 | **Wife:** Ellen
Children: Erin, Megan, Brad

Education

Clarion State (1982)

Head Coaching Experience

University of Massachusetts (1989-96)
New Jersey Nets (NBA) (1997-99)
University of Memphis (2001-09)
University of Kentucky (2010-present)

COACHING AWARDS

- 2018 Naismith Hall of Fame 'Service Above Self' Honoree
- 2018 NABC Metropolitan Award
- 2015 Naismith Memorial Basketball Hall of Fame Inductee
- 2015 AP National Coach of the Year
- 2015 Naismith National Coach of the Year
- 2015 NABC National Coach of the Year
- 2015 The Sporting News National Coach of the Year
- 2015 Adolph Rupp National Coach of the Year
- 2015 SEC Coach of the Year (AP/Coaches)
- 2015 USBWA District IV Coach of the Year
- 2012 Nell & John Wooden Coach of the Year Leadership Award
- 2012 Naismith National Coach of the Year Finalist
- 2012 SEC Coach of the Year (AP/Coaches)
- 2010 Adolph Rupp National Coach of the Year
- 2010 Naismith National Coach of the Year Finalist
- 2010 SEC Coach of the Year (AP)
- 2010 *Sporting News* SEC Coach of the Year
- 2010 Yahoo! Sports SEC Coach of the Year
- 2010 USBWA District IV Coach of the Year
- 2009 NABC National Co-Coach of the Year
- 2009 *Sports Illustrated* National Coach of the Year
- 2009 Phelan National Coach of the Year
- 2009 Iba National Coach of the Year Finalist
- 2009 C-USA Coach of the Year
- 2008 Naismith National Coach of the Year
- 2008 C-USA Coach of the Year
- 2008 Iba National Coach of the Year Finalist
- 2008 Phelan National Coach of the Year Finalist
- 2007 Phelan National Coach of the Year Finalist
- 2007 USBWA District IV Coach of the Year
- 2007 *Basketball Times* South Region Coach of the Year
- 2006 C-USA Coach of the Year
- 2004 NABC District 7 Coach of the Year
- 1996 Naismith National Coach of the Year
- 1996 NABC National Coach of the Year
- 1996 *The Sporting News* National Coach of the Year
- 1996 Atlantic 10 Coach of the Year
- 1995 Naismith National Coach of the Year Finalist
- 1994 Naismith National Coach of the Year Finalist
- 1994 Atlantic 10 Coach of the Year
- 1993 USBWA District I Coach of the Year
- 1993 Atlantic 10 Coach of the Year
- 1992 Eastern Basketball Coach of the Year

CHART SHOWS STATS FROM 2009-10 SEASON THROUGH 2017-18
ONLY SCHOOLS WITH AT LEAST TWO OR MORE ELITE EIGHTS AND AT LEAST ONE FINAL FOUR WERE CONSIDERED

TEAMS	WINS	NCAA TOURNAMENT WINS	NATIONAL TITLES	FINAL FOURS	ELITE EIGHTS	SWEET 16'S	LEAGUE TITLES (RS)	LEAGUE TOURNAMENT TITLES
ARIZONA	247	13	0	0	3	5	5	3
DUKE	267	23	2	2	4	6	1	3
FLORIDA	226	17	0	1	5	5	3	1
GONZAGA	271	17	0	1	2	4	8	7
KANSAS	278	23	0	2	5	5	9	5
KENTUCKY	275	28	1	4	6	7	5	6
LOUISVILLE	238	16	1	2	3	4	2	3
MICHIGAN	217	17	0	2	3	4	2	2
MICHIGAN ST.	238	17	0	2	3	5	3	3
N. CAROLINA	248	22	1	2	4	5	4	1
SYRACUSE	232	18	0	2	3	5	0	0
UCONN	197	13	2	2	2	2	0	2
VILLANOVA	244	16	2	2	2	2	4	3
WISCONSIN	228	18	0	2	2	6	1	1



NCAA DIVISION I ACTIVE WINNINGEST COACHES

(On-Court By Percentage - Min. 10 yrs. at Division I level)

NO.	COACH/TEAM	YRS.	PCT.
1.	Mark Few/Gonzaga	18	.819
2.	Roy Williams/UNC	30	.788
3.	John Calipari/Kentucky	26	.779
4.	Mike Krzyzewski/Duke	43	.765
5.	Bill Self/Kansas	25	.765

*numbers going into the 2018-19 season

SINCE 2005-06 ...

Since the 2005-06 season, John Calipari's on-court record ranks him as the winningest coach. Totals through Dec. 8, 2018.

COACH	RECORD
1. John Calipari	419-80
2. Bill Self	408-79
3. Mike Krzyzewski	388-93
4. Mark Few	385-82
5. Roy Williams	379-113

MISCELLANEOUS ON-COURT RECORDS

Overall On-Court Record:727-206 (.779)
March/April Record:157-44 (.781)
NCAA Record:53-18 (.746)
Record in Conference Games:329-101 (.765)
Record in Conference Tournament:56-12 (.824)

- Calipari owns the most single-season wins with 38, tying his own record (Memphis in '08 and UK in '12) in 2015 with 38 wins. He owns the most single-season wins at UMass, Memphis and UK
- Calipari is one of two coaches (Roy Williams) in NCAA Division I history to have 400 or more wins in the first 16 years as a head coach. Calipari had 416 wins in his first 16 years
- Calipari is the winningest coach in NCAA Division I history for a five-year span with 173 victories (2008-12)
- Calipari is the first coach in NCAA Division I history to record five straight on-court 30-win seasons. Memphis hit the 30-win plateau from 2006-09
- Calipari is one of only two coaches (Rick Pitino) to lead three different schools to a Final Four
- Calipari is one of only three coaches (John Wooden, Mike Krzyzewski) to go to four Final Fours in five seasons
- Calipari started with a 54-0 record in Rupp Arena as head coach of the Wildcats
- Calipari has 31 players that have been chosen in the NBA Draft (24 first-round picks) over the last eight seasons
- Calipari has more wins (327) in a 10-year period (2006-15) than any other coach in college basketball history
- Calipari is the second-fastest Division I men's basketball coach to reach 200 victories at a single school, behind only LIU-Brooklyn's Claire Bee
- Calipari's 30 combined regular season and tournament league titles trail only Mark Few (32) of Gonzaga for the most among active coaches
- Calipari became the fourth-fastest coach to 700 on-court wins, behind only Adolph Rupp, Jerry Tarkanian and Roy Williams
- Calipari has the third-most wins in school history, behind only Adolph Rupp and Joe B. Hall

CAL IN CONFERENCE

SEC COACHES	CONFERENCE	Tournament	Conference
	CHAMPIONSHIPS	Championships	Coach of the Year
Avery Johnson, Alabama	0	0	0
Mike Anderson, Arkansas	1	1	1
Bruce Pearl, Auburn	8	2	7
Michael White, Florida	3	0	3
Tom Crean, Georgia	3	0	3
John Calipari, Kentucky	15	15	9
Will Wade, LSU	0	0	1
Cuonzo Martin, Missouri	1	0	1
Kermit Davis, Ole Miss	7	4	3
Ben Howland, Mississippi State	7	4	3
Frank Martin, South Carolina	0	0	1
Rick Barnes, Tennessee	4	1	6
Billy Kennedy, Texas A&M	5	2	4
Bryce Drew, Vanderbilt	4	2	3
TOTALS	58	31	45

CALIPARI VS. ALL OPPONENTS

Alabama 15-3	George Mason 1-0	Morehead State 2-0	St. Bonaventure 17-1
Albany 1-0	George Washington 8-9	Murray State 1-0	St. John's 1-0
Arizona 2-1	Georgetown 2-1	Nevada 1-0	St. Joseph's 15-5
Arizona State 2-1	Georgia 16-2	New Hampshire 5-0	St. Mary's 1-0
Arkansas 11-6	Georgia Tech 1-1	New Mexico 1-0	St. Peter's 1-0
Arkansas-Little Rock 3-0	Gonzaga 4-0	New Orleans 1-0	Stanford 3-2
Arkansas-Pine Bluff 1-0	Grand Canyon 1-0	NJIT 1-0	Stephen F. Austin 1-0
Arkansas State 4-0	Hampton 1-0	North Carolina 6-3	Stony Brook 1-0
Auburn 9-2	Hartford 2-0	North Carolina State 1-0	Syracuse 3-2
Austin Peay 6-1	Harvard 2-0	North Dakota 1-0	TCU 7-1
Baylor 1-2	Hofstra 1-0	North Texas 1-0	Temple 13-11
Belmont 2-0	Holy Cross 4-1	Northeastern 3-1	Tennessee 15-9
Boise State 1-0	Houston 16-3	Northern Kentucky 2-0	Tennessee State 1-0
Boston 7-1	Howard 1-0	Northwestern State 1-0	Tennessee Tech 1-0
Boston College 2-0	Illinois 1-1	Notre Dame 2-1	Texas 2-2
Bradley 1-0	Illinois State 1-0	Oakland 1-0	Texas A&M 8-3
Bucknell 1-0	Indiana 3-2	Ohio State 1-2	Towson State 1-0
Buffalo 2-0	Iowa 0-1	Oklahoma 5-1	Troy 1-0
BYU 1-0	Iowa State 2-0	Oklahoma State 0-2	Tulane 16-0
Cal State Northridge 1-0	Jackson State 2-0	Old Dominion 2-0	Tulsa 11-1
Canisius 1-0	Kansas 3-6	Ole Miss 14-4	UAB 14-3
Central Conn. St. 2-0	Kansas State 2-1	Oral Roberts 1-0	UCF 5-0
Charlotte 2-3	Keene State 1-0	Oregon State 1-0	UCLA 4-4
Chattanooga 2-0	Kentucky 2-4	Pennsylvania 3-0	UNC Asheville 2-0
Christian Brothers 2-0	La Salle 3-0	Penn State 4-4	UNC Greensboro 2-0
Cincinnati 6-7	Lafayette (Pa.) 1-0	Pepperdine 1-0	UNC Wilmington 1-0
Cleveland State 4-0	Lamar 4-0	Pittsburgh 2-1	UIC 1-0
Coastal Carolina 1-0	LIU-Brooklyn 1-0	Portland 3-0	USF 10-1
Colorado 1-1	Lipscomb 1-0	Princeton 2-0	Utah 1-1
Colorado State 0-1	Long Beach State 1-0	Providence 3-1	Utah Valley 1-0
Columbia 1-0	Louisiana Tech 1-1	Purdue 2-1	UTEP 5-0
Connecticut 2-5	Louisville 15-7	Radford 1-0	UT Arlington 3-0
Coppin State 1-0	Loyola 1-0	Rhode Island 16-2	UT Martin 5-0
Cornell 1-0	Lowell 2-1	Rice 4-0	Valparaiso 1-0
Dartmouth 1-0	LSU 11-2	Richmond 1-0	Vanderbilt 15-4
Davidson 1-0	Manhattan 2-0	Rider 1-0	Vermont 3-0
Dayton 1-0	Marist 2-0	Robert Morris 1-1	Villanova 2-0
DePaul 4-2	Marquette 3-1	Rutgers 11-4	Virginia 0-1
Detroit 1-0	Marshall 6-0	Saint Louis 4-3	Virginia Tech 3-0
Drexel 2-0	Maryland 5-3	Sam Houston State 1-0	VMI 1-0
Duke 1-3	Massachusetts 1-0	Samford 3-0	Wake Forest 2-1
Duquesne 12-4	Memphis 1-0	Santa Clara 1-0	Washington 1-0
East Carolina 7-0	Miami (Fla.) 0-1	Savannah State 1-0	West Virginia 13-7
East Tennessee State 4-0	Miami (Ohio) 2-0	Seton Hall 1-1	Western Kentucky 2-0
Eastern Kentucky 3-0	Michigan 1-0	Siena 4-0	Wichita State 2-0
Eastern Michigan 2-0	Michigan State 2-1	SMU 7-0	Winthrop 3-0
Fairfield 1-0	Middle Tennessee 3-0	South Carolina 13-3	Wisconsin 1-1
Florida 15-8	Milwaukee 1-0	South Connecticut 1-0	Wofford 1-0
Florida State 1-1	Mississippi State 12-0	Southeastern Louisiana 3-0	Wright State 1-0
Florida Tech 0-1	Mississippi Valley St. 1-0	Southern Cal 2-0	Xavier 2-2
Fordham 5-0	Missouri 8-3	Southern Illinois 1-0	Yale 1-0
Fort Wayne 1-0	Monmouth 2-0	Southern Miss 15-4	
Furman 1-0	Montana State 1-0	Southwest Texas St. 1-0	



INDIVIDUAL GAME RECORDS CAL ERA

MOST POINTS		
Pts.	Player vs. Opponent	Date
47	Malik Monk vs. North Carolina	12/17/16
39	De'Aaron Fox vs. UCLA	3/24/17
37	Malik Monk vs. GEORGIA	1/31/17
35	Jamal Murray vs. FLORIDA	2/6/16
35	Terrence Jones vs. AUBURN	1/11/11
34	Kevin Knox at West Virginia	1/27/17
34	Malik Monk at Ole Miss	12/29/16
33	Malik Monk vs. FLORIDA	2/25/17
33	Jamal Murray at Vanderbilt	2/27/16
33	Jamal Murray vs. Ohio State	12/19/15
32	Doron Lamb vs. WINTHROP	12/22/10
30	Shai Gilgeous-Alexander vs. VANDERBILT	1/30/18
30	Tyler Ulis vs. Texas A&M	3/13/16
30	Brandon Knight vs. West Virginia	3/19/11
29	PJ Washington vs. Seton Hall	12/8/18
29	Shai Gilgeous-Alexander vs. Tennessee	3/11/18
29	Julius Randle vs. BELMONT	12/21/13
29	Terrence Jones vs. Oklahoma	11/22/10
29	Eric Bledsoe vs. East Tennessee State	3/18/10

SEC: 37, Malik Monk vs. GEORGIA, 1/31/17
 Postseason: 39, De'Aaron Fox vs. UCLA, 3/24/17
 SEC Tourney: 30, Tyler Ulis vs. Texas A&M, 3/13/16
 NCAA Tourney: 39, De'Aaron Fox vs. UCLA, 3/24/17
 Rupp Arena: 37, Malik Monk vs. GEORGIA, 1/31/17
 On the Road: 34, Kevin Knox at West Virginia, 1/27/17
 Neutral: 47, Malik Monk vs. North Carolina, 12/17/16
 SEC Road: 34, Malik Monk at Ole Miss, 12/29/16
 Ranked Opp.: 47, Malik Monk vs. North Carolina, 12/17/16
 Freshman: 47, Malik Monk vs. North Carolina, 12/17/16
 Sophomore: 30, Tyler Ulis vs. Texas A&M, 3/13/16
 Junior: 25, Derek Willis vs. TENNESSEE, 2/18/16
 Senior: 25, Alex Poythress at Alabama, 1/19/16
 Opener: 25, Terrence Jones vs. ETSU, 11/12/10
 SEC Opener: 34, Malik Monk at Ole Mis, 12/29/16
***In some cases, the most recent occurrence is listed*

MOST POINTS IN AN SEC GAME		
Pts.	Player vs. Opponent	Date
37	Malik Monk vs. GEORGIA	1/31/17
35	Jamal Murray vs. FLORIDA	2/6/16
35	Terrence Jones vs. AUBURN	1/11/11
34	Malik Monk at Ole Miss	12/29/16
33	Malik Monk vs. FLORIDA	2/25/17
33	Jamal Murray at Vanderbilt	2/27/16
30	Shai Gilgeous-Alexander vs. VANDERBILT	1/30/18
28	Jamal Murray vs. TENNESSEE	2/18/16
28	Anthony Davis vs. VANDERBILT	2/25/12
27	Malik Monk vs. VANDERBILT	2/28/17
27	Malik Monk vs. SOUTH CAROLINA	1/21/17
27	De'Aaron Fox vs. ARKANSAS	1/7/17
27	Tyler Ulis at South Carolina	2/13/16
27	Terrence Jones at LSU	1/28/12
27	Anthony Davis vs. ARKANSAS	1/17/12
27	DeMarcus Cousins at South Carolina	1/26/10
26	Malik Monk vs. TEXAS A&M	1/3/17
26	Jamal Murray at South Carolina	2/13/16
26	Aaron Harrison vs. OLE MISS	1/6/15
26	Andrew Harrison vs. TENNESSEE	1/18/14
26	James Young vs. MISSISSIPPI STATE	1/8/14
26	Kyle Wiltsier at Ole Miss	1/29/13
26	Brandon Knight at Arkansas	2/23/11

MOST POINTS IN A HALF		
Pts.	Player vs. Opponent	Date
30	Malik Monk ² vs. FLORIDA	2/25/17
27	Malik Monk ¹ vs. North Carolina	12/17/16
27	Jamal Murray ² vs. Ohio State	12/19/15
24	De'Aaron Fox ² vs. UCLA	3/24/17
24	Malik Monk ¹ at Ole Miss	12/29/16
23	Malik Monk ² vs. GEORGIA	1/31/17
23	Julius Randle ² vs. Michigan State	11/12/13
22	Terrence Jones ² vs. AUBURN	1/11/11
22	Eric Bledsoe ² vs. MOREHEAD STATE	11/13/09
<i>1 / First Half; 2 / Second Half</i>		

MOST POINTS OFF THE BENCH		
Pts.	Player vs. Opponent	Date
35	Terrence Jones vs. AUBURN	1/11/11
32	Doron Lamb vs. WINTHROP	12/22/10
27	Malik Monk vs. VANDERBILT	2/28/17
26	Kyle Wiltsier at Ole Miss	1/29/13
24	Shai Gilgeous-Alexander vs. LOUISVILLE	12/29/17
24	Kyle Wiltsier vs. LOYOLA	12/22/11
24	Doron Lamb at North Carolina	12/4/10
23	Wenyan Gabriel vs. Alabama	3/10/18
23	Kyle Wiltsier vs. LIPSCOMB	12/15/12
22	Reid Travis vs. VMI	11/18/18

MOST 3-POINTERS MADE		
3's	Player vs. Opponent	Date
8	Malik Monk vs. North Carolina	12/17/16
8	Jamal Murray vs. FLORIDA	2/6/16
8	Eric Bledsoe vs. ETSU	3/18/10

MOST FREE THROWS		
Fts	Player vs. Opponent	Date
14	Tyler Ulis at Arkansas	1/21/16
13	Keldon Johnson vs. TENNESSEE STATE	11/23/18
13	De'Aaron Fox vs. UCLA	3/24/17
13	Julius Randle at Ole Miss	2/18/14
13	Julius Randle vs. BELMONT	12/21/13

12	PJ Washington vs. Seton Hall	12/8/18
12	Shai Gilgeous-Alexander vs. GEORGIA	12/31/17
12	Tyler Ulis at Tennessee	2/2/16
12	Dakari Johnson vs. UT ARLINGTON	11/25/14
12	Archie Goodwin at Ole Miss	1/29/13
12	Archie Goodwin vs. MOREHEAD STATE	11/21/12
12	Anthony Davis vs. LOUISVILLE	12/31/11

MOST REBOUNDS		
Rebs	Player vs. Opponent	Date
19	Nick Richards vs. SOUTHERN ILLINOIS	11/9/18
19	Michael Kidd-Gilchrist vs. LOUISVILLE	12/31/11
18	PJ Washington vs. VMI	11/18/18
18	Bam Adebayo vs. Northern Kentucky	3/17/17
18	Anthony Davis vs. CHATTANOOGA	12/17/11
18	DeMarcus Cousins vs. LOUISVILLE	1/2/10
18	Patrick Patterson vs. RIDER	11/21/09
18	DeMarcus Cousins vs. SAM HOUSTON STATE	11/19/09
17	Terrence Jones vs. Notre Dame	12/8/10
17	Terrence Jones at Washington	11/23/10
16	Wenyan Gabriel vs. AUBURN	1/14/17
16	Julius Randle vs. LSU	3/14/14
16	Julius Randle vs. UNC ASHEVILLE	11/8/13
16	Nerlens Noel vs. BAYLOR	12/1/12
16	Anthony Davis vs. Kansas	4/2/12
16	Anthony Davis vs. LITTLE ROCK	1/3/12

SEC: 16, Wenyan Gabriel, vs. AUBURN, 1/14/17
 Postseason: 18, Bam Adebayo, vs. NKU, 3/17/17
 SEC Tourney: 16, Julius Randle vs. LSU, 3/14/14
 NCAA Tourney: 18, Bam Adebayo, vs. NKU, 3/17/17
 Rupp Arena: 19, Nick Richards vs. SOUTHERN ILLINOIS, 11/9/18
 On the Road: 17, Terrence Jones at Wash., 11/23/10
 SEC Road: 15, Bam Adebayo at Missouri, 2/21/17
 Ranked Opp.: 19, Michael Kidd-Gilchrist vs. LOUISVILLE, 12/31/11
 Freshman: 19, Michael Kidd-Gilchrist vs. LOUISVILLE, 12/31/11
 Sophomore: 19, Nick Richards vs. SOUTHERN ILLINOIS, 11/9/18
 Junior: 18, Patrick Patterson vs. RIDER, 11/21/09
 Senior: 14, Josh Harrellson at Arkansas, 2/23/11
 Opener: 16, Julius Randle vs. UNC ASHEVILLE, 11/8/13
 SEC Opener: 12, Willie Cauley-Stein vs. OLE MISS, 1/6/15
***In some cases, the most recent occurrence is listed*

MOST OFFENSIVE REBOUNDS		
Rebs	Player vs. Opponent	Date
9	Nick Richards vs. SOUTHERN ILLINOIS	11/9/18
9	Willie Cauley-Stein vs. ARKANSAS	2/27/14
9	DeMarcus Cousins vs. OLE MISS	2/2/10
9	Patrick Patterson vs. RIDER	11/21/09
8	Bam Adebayo vs. UT MARTIN	11/25/16
8	Dakari Johnson vs. GRAND CANYON	11/14/14
8	DeMarcus Cousins vs. VANDERBILT	1/30/10
8	Patrick Patterson at Indiana	12/12/09
8	DeMarcus Cousins vs. SAM HOUSTON STATE	11/19/09

MOST DEFENSIVE REBOUNDS		
Rebs	Player vs. Opponent	Date
15	Terrence Jones vs. Notre Dame	12/8/10
14	DeMarcus Cousins vs. LOUISVILLE	1/2/10
13	Anthony Davis vs. LSU	3/9/12
13	Michael Kidd-Gilchrist vs. LOUISVILLE	12/31/11
13	Anthony Davis vs. CHATTANOOGA	12/17/11
13	Terrence Jones vs. Washington	11/23/10
12	Jarred Vanderbilt vs. MISSOURI	2/24/18
12	Bam Adebayo vs. Northern Kentucky	3/17/17
12	Karl-Anthony Towns vs. GEORGIA	2/3/15
12	Julius Randle vs. Kansas State	3/21/14
12	Anthony Davis vs. Kansas	4/2/12
12	Anthony Davis vs. Louisville	3/31/12
12	Anthony Davis vs. LITTLE ROCK	1/3/12

MOST ASSISTS		
Assts.	Player vs. Opponent	Date
16	John Wall vs. HARTFORD	12/29/09
14	Tyler Ulis vs. LSU	3/5/16
14	John Wall vs. UNC Asheville	11/30/09
12	De'Aaron Fox vs. STEPHEN F. AUSTIN	11/11/16
12	Tyler Ulis at South Carolina	2/13/16
11	Isaiah Briscoe at Ole Miss	12/29/16
11	De'Aaron Fox vs. CLEVELAND STATE	11/23/16
11	Tyler Ulis at Florida	3/1/16
11	Tyler Ulis at Texas A&M	2/20/16
11	Tyler Ulis vs. FLORIDA	2/6/16
11	John Wall vs. East Tennessee State	3/18/10
11	John Wall vs. RIDER	11/21/09

SEC: 14, Tyler Ulis vs. LSU, 3/5/16
 Postseason: 11, John Wall vs. ETSU, 3/18/10
 SEC Tourney: 9, Shai Gilgeous-Alexander vs. Georgia, 3/9/18
 NCAA Tourney: 11, J. Wall vs. ETSU, 3/18/10
 Rupp Arena: 16, John Wall vs. HARTFORD, 12/29/09
 On the Road: 12, Tyler Ulis, at South Carolina, 2/13/16
 SEC Road: 12, Tyler Ulis, at South Carolina, 2/13/16
 Ranked Opp.: 12, Tyler Ulis, at South Carolina, 2/13/16
 Freshman: 16, John Wall vs. HARTFORD, 12/29/09
 Sophomore: 14, Tyler Ulis vs. LSU, 3/5/16
 Junior: 9, DeAndre Liggins vs. WINTHROP, 12/22/10
 Senior: 10, Julius Mays vs. LAFAYETTE, 11/16/12
 Opener: 12, De'Aaron Fox vs. SFA, 11/11/16
 SEC Opener: 11, Isaiah Briscoe at Ole Miss, 12/29/16

MOST POINTS/REBOUNDS/ASSISTS		
P/R/A	Player vs. Opponent	Date
49 (47/0/2)	Malik Monk vs. UNC	12/17/16
47 (27/17/3)	Terrence Jones vs. Notre Dame	12/8/10
46 (29/13/4)	PJ Washington vs. Seton Hall	12/8/18
46 (39/3/4)	De'Aaron Fox vs. UCLA	3/24/17
45 (29/13/3)	Terrence Jones vs. Oklahoma	11/22/10
45 (27/18/0)	DeMarcus Cousins vs. SAM HOUSTON STATE	11/19/09
44 (24/19/1)	Michael Kidd-Gilchrist vs. LOUISVILLE	12/31/11
43 (33/9/2)	Jamal Murray at Vanderbilt	2/27/16
43 (35/8/0)	Terrence Jones vs. AUBURN	1/11/11
42 (33/4/5)	Malik Monk vs. FLORIDA	2/25/17
42 (23/11/8)	Isaiah Briscoe vs. GEORGIA	1/31/17
42 (35/6/1)	Jamal Murray vs. FLORIDA	2/6/16

MOST MINUTES WITHOUT A TURNOVER		
Mins.	Player vs. Opponent	Date
44	Darius Miller at Arkansas	2/23/11
41	Aaron Harrison vs. LSU	2/22/14
40	Tyler Ulis vs. Duke	11/17/15
40	Aaron Harrison vs. OLE MISS	1/6/15
40	Alex Poythress vs. MISSOURI	2/23/13
39	Nerlens Noel vs. TEXAS A&M	1/12/13
39	Ryan Harrow at Louisville	12/29/12
39	Anthony Davis vs. ALABAMA	1/21/12
39	Michael Kidd-Gilchrist vs. LOUISVILLE	12/31/11
38	Aaron Harrison at LSU	1/28/14
38	Patrick Patterson vs. Mississippi State	3/14/10

MOST BLOCKED SHOTS		
Blks.	Player vs. Opponent	Date
12	Nerlens Noel at Ole Miss	1/29/13
9	Willie Cauley-Stein vs. BOISE STATE	12/10/13
9	Willie Cauley-Stein vs. Providence	12/1/13
8	Nerlens Noel at Alabama	1/22/13
8	Anthony Davis at South Carolina	2/4/12
8	Anthony Davis vs. ST. JOHN'S	12/31/11
7	Karl-Anthony Towns vs. VANDERBILT	1/20/15
7	Willie Cauley-Stein vs. EAST MICHIGAN	11/27/13
7	Willie Cauley-Stein vs. MISSOURI	2/23/13
7	Nerlens Noel at Auburn	1/19/13
7	Nerlens Noel vs. TEXAS A&M	1/12/13
7	Nerlens Noel vs. LIPSCOMB	12/15/12
7	Nerlens Noel vs. PORTLAND	12/8/12
7	Anthony Davis vs. Western Kentucky	3/15/12
7	Anthony Davis at Vanderbilt	2/11/12
7	Anthony Davis vs. TENNESSEE	1/31/12
7	Anthony Davis vs. ARKANSAS	1/17/12
7	Anthony Davis vs. SOUTH CAROLINA	1/7/12
7	Anthony Davis vs. Kansas	11/15/11

SEC: 12, Nerlens Noel at Ole Miss, 1/29/13
 Postseason: 7, A. Davis vs. Western Kentucky, 3/15/12
 SEC Tourney: 6, Anthony Davis vs. LSU, 3/11/12
 NCAA Tourney: 7, A. Davis vs. Western Kentucky, 3/15/12
 Rupp Arena: 9, Willie Cauley-Stein vs. BOISE STATE, 12/10/13
 On the Road: 12, Nerlens Noel at Ole Miss, 1/29/13
 SEC Road: 12, Nerlens Noel at Ole Miss, 1/29/13
 Ranked Opp.: 12, Nerlens Noel at Ole Miss, 1/29/13
 Freshman: 12, Nerlens Noel at Ole Miss, 1/29/13
 Sophomore: 9, Willie Cauley-Stein vs. BOISE STATE, 12/10/13
 Junior: 4, Willie Cauley-Stein vs. ARKANSAS, 2/28/15
 Senior: 6, Josh Harrellson vs. PENN., 1/3/11
 Opener: 5, Anthony Davis vs. MARIST, 11/11/11
 SEC Opener: 7, A. Davis vs. SOUTH CAROLINA, 1/7/12
***In some cases, the most recent occurrence is listed*

MOST STEALS		
Stls.	Player vs. Opponent	Date
6	Tyler Ulis vs. OLE MISS	1/2/16
6	Willie Cauley-Stein vs. GEORGIA	1/25/14
6	Nerlens Noel vs. BAYLOR	12/1/12
6	John Wall vs. UConn	12/9/09
6	John Wall vs. UNC Asheville	11/30/09
5	Tyler Herrero vs. MONMOUTH	11/28/18
5	Tyler Herrero vs. NORTH DAKOTA	11/14/18
5	Shai Gilgeous-Alexander vs. Davidson	3/15/18
5	Malik Monk vs. UCLA	12/3/16
5	Aaron Harrison vs. ARKANSAS	2/28/15
5	Willie Cauley-Stein vs. Texas	12/5/14
5	DeAndre Liggins vs. TENNESSEE	2/8/11
5	Darius Miller at Portland	11/19/10

SEC: 6, Tyler Ulis vs. OLE MISS, 1/2/16
 Postseason: 5, Shai Gilgeous-Alexander vs. Davidson, 3/15/18
 SEC Tourney: 5, John Wall vs. Mississippi State, 3/14/10
 NCAA Tourney: 5, Shai Gilgeous-Alexander vs. Davidson, 3/15/18
 Rupp Arena: 6, Tyler Ulis vs. OLE MISS, 1/2/16
 On the Road: 5, Darius Miller at Portland, 11/19/10
 SEC Road: 3, Fox/Monk at Ole Miss, 12/29/16
 Ranked Opp.: 5, Malik Monk vs. UCLA, 12/3/16
 Freshman: 6, Nerlens Noel vs. BAYLOR, 12/1/12
 Sophomore: 6, Tyler Ulis vs. OLE MISS, 1/2/16
 Junior: 5, Willie Cauley-Stein vs. TEXAS, 12/5/14
 Senior: 4, Dominique Hawkins vs. Arkansas, 3/12/17
 Opener: 4, Knox/Gilgeous-Alexander vs. UTAH VALLEY, 11/10/17
 SEC Opener: 6, Tyler Ulis vs. OLE MISS, 1/2/16
***In some cases, the most recent occurrence is listed*



TEAM GAME RECORDS CAL ERA

MOST FIELD GOALS

FGs.	Opponent	Date
46	MARIST	11/11/11
44	vs. Arizona State	11/28/16
44	AUBURN	2/21/15
42	UIC	11/26/17
42	LIU BROOKLYN	11/23/12
41	UT MARTIN	11/25/16
41	HARTFORD	12/29/09
40	vs. North Carolina	12/17/16
40	LAFAYETTE	11/16/12
38	CLEVELAND STATE	11/23/16
38	LSU	3/5/16
38	vs. Wake Forest	3/20/10

FEWEST FIELD GOALS

FGs.	Opponent	Date
14	at South Carolina	3/1/14
16	vs. Kansas State	3/22/18
16	ALABAMA	3/4/14
17	GEORGIA	12/31/17
17	LOUISVILLE	12/31/11
17	at Auburn	2/12/14
18	vs. LSU	3/9/12
18	vs. Vanderbilt	3/15/13
18	vs. Florida	3/16/14
18	vs. UConn	4/7/14
18	at Texas A&M	1/10/15
18	at South Carolina	1/24/15

MOST FIELD-GOAL ATTEMPTS

FGs.	Opponent	Date
84	vs. Arizona State	11/28/16
80	UCLA	12/3/16
77	ARKANSAS	1/23/10
76	ARKANSAS	2/27/14
75	MARIST	11/11/11
74	at Ole Miss	12/29/16
74	vs. North Carolina	12/17/16
74	UT MARTIN	11/25/16

FEWEST FIELD-GOAL ATTEMPTS

FGs.	Opponent	Date
39	at South Carolina	1/24/15
40	at Robert Morris	3/19/13
41	ALABAMA	1/31/15
41	TENNESSEE	1/31/12
42	vs. Kansas State	3/22/18
42	vs. Alabama	3/10/18
42	FLORIDA	2/15/14
42	vs. Providence	12/1/13
42	vs. LSU	3/9/12
42	vs. Cleveland State	11/24/09

MOST FREE THROWS

FTs.	Opponent	Date
35	vs. Indiana	3/23/12
33	at South Carolina	3/1/14
32	LOUISVILLE	12/31/11
31	MOREHEAD STATE	11/21/12
31	INDIANA	12/11/10
30	vs. Auburn	3/14/15
30	UNC ASHEVILLE	11/8/13
30	vs. Baylor	3/25/12
29	VMI	11/18/18
29	ILLINOIS STATE	11/30/15
29	at North Carolina	12/14/13

FEWEST FREE THROWS

FTs.	Opponent	Date
3	ETSU	11/17/17
4	vs. UConn	4/2/11
4	VANDERBILT	1/23/16
5	vs. Georgia	3/9/18
6	vs. Michigan	3/30/14
6	at Florida	2/12/13

6	at Alabama	1/22/13
6	vs. Princeton	3/17/11

MOST FREE-THROW ATTEMPTS

FTs.	Opponent	Date
48	UNC ASHEVILLE	11/8/13
46	ILLINOIS STATE	11/30/15
44	vs. Baylor	3/25/12
44	INDIANA	12/11/10
43	at North Carolina	12/14/13
43	LOUISVILLE	12/31/11
42	at South Carolina	3/1/14
41	vs. TENNESSEE STATE	11/23/18
41	vs. LSU	3/14/14
41	MOREHEAD STATE	11/21/12

FEWEST FREE-THROW ATTEMPTS

FTs.	Opponent	Date
6	VANDERBILT	1/23/16
10	vs. Georgia	3/9/18
10	vs. Wisconsin	4/4/15
11	at LSU	2/10/15
11	vs. Michigan	3/30/14
11	MISSISSIPPI STATE	2/27/13
11	at Florida	2/12/13
11	at Alabama	1/22/13
11	at Florida	3/4/12
11	GEORGIA	3/1/12
11	FLORIDA	2/7/12
11	vs. Princeton	3/17/11

MOST 3-POINTERS

3s.	Opponent	Date
15	GEORGIA	3/1/12
15	vs. ETSU	3/18/10
14	HARTFORD	12/29/09
13	TEXAS A&M	1/3/17
13	vs. Alabama	3/11/16
13	ETSU	11/12/10
12	FLORIDA	2/6/16
12	vs. UCLA	12/20/14
12	CHATTANOOGA	12/17/11
12	vs. North Carolina	3/27/11
12	WINTHROP	12/22/10
12	VANDERBILT	1/30/10

FEWEST 3-POINTERS

3s.	Opponent	Date
0	vs. Davidson	3/15/18
1	at South Carolina	1/16/18
1	at Vanderbilt	1/10/17
1	Texas	12/5/14
1	LSU	2/22/14
1	vs. LSU	3/9/12
1	Tennessee	1/31/12
1	vs. Alabama	3/12/10

MOST 3-POINT ATTEMPTS

3s.	Opponent	Date
33	CHATTANOOGA	12/17/11
33	vs. ETSU	3/18/10
33	ARKANSAS	1/23/10
32	vs. West Virginia	3/27/10
28	vs. Arizona State	11/28/16
28	at Texas A&M	1/10/15
28	ALABAMA	3/4/14
28	vs. Vanderbilt	3/11/12
28	HARTFORD	12/29/09
27	GEORGIA	3/1/12
27	vs. UConn	4/2/11

FEWEST 3-POINT ATTEMPTS

3s.	Opponent	Date
5	vs. Wisconsin	4/4/15
5	vs. Wisconsin	4/5/14

5	at Tennessee	1/14/12
6	vs. Davidson	3/15/18
6	FLORIDA	3/7/15
6	Vanderbilt	1/20/15
7	at Missouri	1/29/15
7	PROVIDENCE	11/30/14
7	vs. Louisville	3/31/12
7	at Indiana	12/10/11

MOST REBOUNDS

Rebs.	Opponent	Date
59	vs. Arizona State	11/28/16
59	ARKANSAS	1/23/10
57	LOUISVILLE	12/31/11
56	ROBERT MORRIS	11/17/13
54	NJIT	11/14/15

FEWEST REBOUNDS

Rebs.	Opponent	Date
21	ALABAMA	1/31/15
21	at Tennessee	2/16/13
22	vs. Wisconsin	4/4/15
24	GEORGIA	2/3/15
24	NORTH CAROLINA	12/13/14
24	TENNESSEE	1/18/14
25	vs. Baylor	12/6/13
25	at Robert Morris	3/19/13

MOST OFFENSIVE REBOUNDS

Rebs.	Opponent	Date
26	ARKANSAS	2/27/14
24	GRAND CANYON	11/14/14
24	vs. West Virginia	3/27/10
22	NJIT	11/14/15
22	at Auburn	2/2/14
22	ARKANSAS	1/23/10
21	at West Virginia	1/27/18
21	VALPARAISO	12/7/16
21	COLUMBIA	12/10/14
21	at South Carolina	3/1/14
21	BAYLOR	12/1/12
21	at Indiana	12/12/09

FEWEST OFFENSIVE REBOUNDS

Rebs.	Opponent	Date
1	vs. Alabama	3/10/18
3	at South Carolina	1/24/14
5	GEORGIA	2/3/15
5	ALABAMA	1/31/15
5	MISSISSIPPI STATE	2/15/11
5	GEORGIA	1/29/11

MOST DEFENSIVE REBOUNDS

Rebs.	Opponent	Date
39	vs. Arizona State	11/28/16
39	ROBERT MORRIS	11/17/13
39	EASTERN MICHIGAN	1/2/13
38	TROY	11/20/17
38	vs. Hampton	3/19/15
38	EASTERN KENTUCKY	12/7/14
38	vs. Cleveland State	11/24/09
37	at Texas A&M	1/10/15
37	LOUISVILLE	12/31/11
37	ARKANSAS	1/23/10

FEWEST DEFENSIVE REBOUNDS

Rebs.	Opponent	Date
9	at Tennessee	2/16/13
13	NORTH CAROLINA	12/13/14
15	vs. Baylor	12/6/13
15	at Alabama	1/18/11
16	vs. Wisconsin	4/4/15
16	ALABAMA	1/31/15
16	TEXAS A&M	1/12/13
16	at Auburn	1/11/12
16	vs. UConn	11/24/10

MOST ASSISTS

Assts.	Opponent	Date
33	vs. Arizona State	11/28/16
30	HARTFORD	12/29/09
28	LIU BROOKLYN	11/23/12
28	vs. UNC Asheville	11/30/09
25	CLEVELAND STATE	11/23/16
25	AUBURN	2/21/15
25	vs. UCLA	12/20/14
24	at Ole Miss	12/29/16
24	UT MARTIN	11/25/16
24	BOSTON	11/21/14
24	MARIST	11/11/11
24	vs. ETSU	3/18/10

FEWEST ASSISTS

Assts.	Opponent	Date
5	LSU	2/22/14
6	vs. Kansas State	3/22/18
6	at Florida	3/3/18
6	VANDERBILT	3/1/11

MOST TURNOVERS

TOs.	Opponent	Date
24	MOREHEAD STATE	11/13/09
23	SAM HOUSTON STATE	11/19/09
22	ETSU	11/17/17
21	LOUISVILLE	12/31/11
21	vs. Old Dominion	11/20/11
21	NORTH CAROLINA	12/5/09
20	EASTERN MICHIGAN	11/27/13
20	ALBANY	11/13/15
20	vs. Cleveland State	11/24/09

FEWEST TURNOVERS

TOs.	Opponent	Date
3	at Georgia	3/3/15
3	at South Carolina	2/4/12
4	ALABAMA	2/23/16
4	COLUMBIA	12/10/14
4	vs. Wisconsin	4/5/14
4	PORTLAND	11/26/11
5	vs. Georgia	3/9/18
5	vs. Georgia	3/12/16
5	at Vanderbilt	2/27/16
5	ALABAMA	1/31/15

MOST BLOCKS

Bls.	Opponent	Date
18	ST. JOHN'S	12/1/11
15	vs. Stony Brook	3/17/16
14	at Georgia	3/3/10
13	vs. UCLA	12/20/14
13	at Ole Miss	1/29/13
13	ARKANSAS	1/17/12
13	vs. Kansas	11/15/11
13	MARIST	11/11/11

FEWEST BLOCKS

Bls.	Opponent	Date
1	vs. Georgia	3/9/19
1	at Vanderbilt	1/10/17
1	vs. Alabama	3/11/16
1	at LSU	1/5/16
1	WRIGHT STATE	11/20/15
1	ALABAMA	1/31/15
1	at Missouri	1/29/15
1	vs. Wisconsin	4/5/14
1	at Florida	3/8/14

MOST STEALS

Stls.	Opponent	Date
15	LAFAYETTE	11/16/12
13	OLE MISS	1/2/16
13	vs. UConn	12/9/09
12	NORTH DAKOTA	11/14/18



TEAM GAME RECORDS CAL ERA

12	STEPHEN F. AUSTIN	11/11/16	.900	at Ole Miss	2/18/14
12	BOSTON	11/24/15	.895	DREXEL	12/21/09
12	NORTH CAROLINA	12/13/14	.889	at Alabama	1/17/15
12	PROVIDENCE	11/30/14	.889	TENNESSEE	1/31/12
12	LIPSCOMB	12/15/12		<i>min 10 attempts</i>	
12	PORTLAND	11/26/11			
12	vs. Cornell	3/25/10			
12	GEORGIA	1/9/10			
12	vs. UNC Asheville	11/30/09			

FEWEST STEALS

Stls.	Opponent	Date
0	vs. Baylor	12/6/13
1	vs. Duke	11/7/18
1	at West Virginia	1/27/18
1	vs. Michigan State	11/12/13
1	at Robert Morris	3/19/13
1	vs. West Virginia	3/19/11
1	FLORIDA	2/26/11

MOST PERSONAL FOULS

Fls.	Opponent	Date
33	at Kansas	1/30/16
32	at South Carolina	1/16/18
31	at Arkansas	1/14/14
31	at North Carolina	12/14/13
29	at Missouri	2/3/18
29	at South Carolina	3/1/14
28	VANDERBILT	1/30/10

FEWEST PERSONAL FOULS

Fls.	Opponent	Date
7	HARTFORD	12/29/09
8	MONTANA STATE	11/23/14
8	LAFAYETTE	11/16/12
8	vs. Florida	3/10/12
8	vs. Princeton	3/17/11
8	WINTHROP	12/22/10
8	DREXEL	12/21/09
8	vs. UNC Asheville	11/30/09

HIGHEST FIELD-GOAL PCT.

Pct.	Opponent	Date
.677	LIU BROOKLYN	11/23/12
.667	UIC	11/26/17
.647	AUBURN	2/21/15
.645	LAFAYETTE	11/16/12
.643	vs. Alabama	3/10/18
.643	vs. Providence	12/3/13
.614	SOUTH CAROLINA	2/5/13
.613	MARIST	11/11/11
.603	vs. Wake Forest	3/20/10
.603	HARTFORD	12/29/09

LOWEST FIELD-GOAL PCT.

Pct.	Opponent	Date
.269	at South Carolina	3/1/14
.281	at Texas A&M	1/10/15
.296	BAYLOR	12/3/12
.298	LOUISVILLE	12/31/11
.309	at Auburn	2/12/14
.313	at Missouri	2/3/18
.315	GEORGIA	12/31/17
.327	ALABAMA	3/4/14
.339	vs. UConn	4/2/11
.342	ARKANSAS	2/27/14

HIGHEST FREE-THROW PCT.

Pct.	Opponent	Date
1.000	FLORIDA	2/7/12
1.000	AUSTIN PEAY	12/19/09
.958	TENNESSEE	1/18/14
.955	at Florida	2/7/15
.946	vs. Indiana	3/23/12
.923	at Mississippi State	2/25/15
.900	vs. Wisconsin	4/4/15

LOWEST FREE-THROW PCT.

Pct.	Opponent	Date
.200	ETSU	11/17/17
.333	vs. UConn	4/2/11
.391	ETSU	11/12/10
.412	vs. Wake Forest	3/20/10
.435	at Vanderbilt	2/27/16
.471	at Texas A&M	2/10/18
.471	PROVIDENCE	11/30/14
.478	at Louisville	12/29/12
	<i>min 10 attempts</i>	

HIGHEST 3-POINT PCT.

Pct.	Opponent	Date
.700	at Florida	3/1/16
.692	DREXEL	12/21/09
.667	vs. Alabama	3/10/18
.667	AUSTIN PEAY	12/19/09
.636	vs. Michigan	3/30/14
.625	MISSOURI	2/24/18
.625	BOSTON	11/30/10
.600	FLORIDA	2/6/16
.600	FLORIDA	2/7/12
.591	vs. Alabama	3/11/16
	<i>min 10 attempts</i>	

LOWEST 3-POINT PCT.

Pct.	Opponent	Date
.000	vs. Davidson	3/15/18
.077	vs. Alabama	3/12/10
.083	TEXAS	12/5/14
.091	at South Carolina	1/16/18
.091	at Tennessee	2/27/10
.100	at Missouri	2/3/18
.100	TENNESSEE	1/31/12
.111	at Vanderbilt	1/10/17
.118	COLUMBIA	12/10/14
.125	vs. LSU	3/9/12
.125	vs. West Virginia	3/27/10
.125	vs. Cornell	3/25/10
	<i>min 10 attempts</i>	

HIGHEST REBOUND MARGIN

Margin	Opponent	Date
+31	NIJT	11/14/15
+30	NORTH DAKOTA	11/14/18
+30	GRAND CANYON	11/14/14
+29	SOUTHERN ILLINOIS	11/9/18
+28	NKU	11/10/13
+27	vs. Little Rock	1/3/12
+26	vs. Arizona State	11/28/16
+26	LOUISVILLE	12/31/11
+25	EASTERN KENTUCKY	12/9/15
+25	EASTERN MICHIGAN	1/2/13
+25	at Indiana	12/12/09

LOWEST REBOUND MARGIN

Margin	Opponent	Date
-25	at Florida	2/4/17
-18	at Tennessee	2/16/13
-16	vs. Baylor	12/6/13
-16	vs. Maryland	11/9/12
-15	TENNESSEE	1/18/14
-14	at LSU	1/5/16
-12	vs. Wisconsin	4/4/15
-12	GEORGIA	2/3/15
-12	at South Carolina	1/24/14
-12	vs. Alabama	3/12/10
-11	at Kansas	1/30/16
-11	TEXAS	12/5/14

VICTORY MARGINS

Margin (Score)	Opponent	Date
+58 (86-28)	MONTANA STATE	11/13/14
+52 (101-49)	LAFAYETTE	11/16/12
+50 (108-58)	MARIST	11/11/11
+49 (86-37)	MISSOURI	1/13/15
+48 (92-44)	UT ARLINGTON	11/25/14
+48 (88-40)	RADFORD	11/23/11
+46 (90-44)	MONMOUTH	11/28/18
+46 (115-69)	vs. Arizona State	11/28/16
+44 (88-44)	DREXEL	12/21/09
+43 (104-61)	HARTFORD	12/29/09

VICTORY MARGIN IN RUPP ARENA

Margin (Score)	Opponent	Date
+58 (86-28)	MONTANA STATE	11/13/14
+52 (101-49)	LAFAYETTE	11/16/12
+50 (108-58)	MARIST	11/11/11
+49 (86-37)	MISSOURI	1/13/15
+48 (92-44)	UT ARLINGTON	11/25/14
+48 (88-40)	RADFORD	11/23/11
+46 (90-44)	MONMOUTH	11/28/18
+44 (88-44)	DREXEL	12/21/09
+43 (104-61)	HARTFORD	12/29/09
+42 (100-58)	TEXAS A&M	1/3/17

VICTORY MARGIN IN SEC PLAY

Margin (Score)	Opponent	Date
+49 (86-37)	MISSOURI	1/13/15
+42 (100-58)	TEXAS A&M	1/3/17
+38 (82-44)	LSU	1/15/11
+35 (110-75)	AUBURN	2/21/15
+34 (82-48)	GEORGIA	2/9/16
+34 (88-54)	MISSOURI	1/27/16
+34 (77-43)	SOUTH CAROLINA	2/14/15
+34 (86-52)	at South Carolina	2/4/12
+31 (90-59)	SOUTH CAROLINA	2/19/11
+31 (101-70)	ARKANSAS	1/23/10
+30 (43-36)	MISSISSIPPI STATE	2/27/13
+30 (79-49)	GEORGIA	3/1/12

VICTORY MARGIN ON THE ROAD

Margin (Score)	Opponent	Date
+34 (86-52)	at South Carolina	2/4/12
+31 (79-48)	at Portland	11/19/10
+27 (89-62)	at South Carolina	2/13/16
+26 (81-55)	at LSU	2/6/10
+24 (74-50)	at LSU	1/28/12
+23 (99-76)	at Ole Miss	12/29/16
+22 (70-48)	at Alabama	1/17/15
+22 (75-53)	at Auburn	1/19/13
+18 (74-56)	at Mississippi State	2/25/15
+18 (66-48)	at Tennessee	2/17/15
+17 (90-73)	at Indiana	12/12/09

VICTORY MARGIN AT A NEUTRAL SITE

Margin (Score)	Opponent	Date
+46 (115-69)	vs. Arizona State	11/28/16
+39 (78-39)	vs. West Virginia	3/26/15
+39 (83-44)	vs. UCLA	12/20/14
+38 (85-47)	vs. Penn State	11/19/11
+32 (72-40)	vs. Kansas	11/18/14
+30 (90-60)	vs. Wake Forest	3/20/10
+29 (100-71)	vs. ETSU	3/18/10
+29 (74-45)	vs. Tennessee	3/13/10
+28 (85-57)	vs. Stony Brook	3/17/16
+26 (85-59)	vs. Alabama	3/11/16

VICTORY MARGIN ON THE ROAD IN THE SEC

Margin (Score)	Opponent	Date
+34 (86-52)	at South Carolina	2/4/12
+27 (89-62)	at South Carolina	2/13/16
+26 (81-55)	at LSU	2/6/10
+24 (74-50)	at LSU	1/28/12

+23 (99-76)	at Ole Miss	12/29/16
+22 (70-48)	at Alabama	1/17/15
+22 (75-53)	at Auburn	1/19/13
+18 (74-56)	at Mississippi State	2/25/15
+18 (66-48)	at Tennessee	2/17/15
+16 (77-61)	at Alabama	1/9/16
+16 (69-53)	at Missouri	1/29/15

VICTORY MARGIN IN THE SEC TOURNAMENT

Margin (Score)	Opponent	Date
+29 (74-45)	vs. Tennessee	3/13/10
+26 (85-59)	vs. Alabama	3/11/16
+24 (91-67)	vs. Auburn	3/14/15
+23 (86-63)	vs. Alabama	3/10/18
+18 (85-67)	vs. LSU	3/14/14
+17 (82-65)	vs. Arkansas	3/12/17
+16 (70-54)	vs. Florida	3/13/11
+15 (78-63)	vs. Arkansas	3/15/15
+15 (64-49)	vs. Florida	3/13/15
+14 (72-58)	vs. Alabama	3/12/11

VICTORY MARGIN IN THE NCAA TOURNAMENT

Margin (Score)	Opponent	Date
+39 (78-39)	vs. West Virginia	3/26/15
+30 (90-60)	vs. Wake Forest	3/20/10
+29 (100-71)	vs. ETSU	3/18/10
+28 (85-57)	vs. Stony Brook	3/17/16
+23 (79-56)	vs. Hampton	3/19/15
+20 (95-75)	vs. Buffalo	3/17/18
+17 (62-45)	vs. Cornell	3/25/10
+16 (87-71)	vs. Iowa State	3/17/12
+15 (81-66)	vs. Western Kentucky	3/15/12
+13 (64-51)	vs. Cincinnati	3/21/15
+12 (82-70)	vs. Baylor	3/25/12
+12 (102-90)	vs. Indiana	3/23/12





ASHTON HAGANS

Freshman | Guard | 6-3 | 192 lbs | Cartersville, Ga. | Newton

[@H23Ash](#) | [@ashton.hagans](#)

2018-19 SEASON/CAREER HIGHS

Points		
Season	8, vs. Seton Hall (12/8/18)	
Career	8, vs. Seton Hall (12/8/18)	
Rebounds		
Season	2, 4x, last vs. UNCG (12/1/18)	
Career	2, 4x, last vs. UNCG (12/1/18)	
Field Goals		
Season	3, vs. Seton Hall (12/8/18)	
Career	3, vs. Seton Hall (12/8/18)	
Field Goals Attempted		
Season	7, vs. Seton Hall (12/8/18)	
Career	7, vs. Seton Hall (12/8/18)	
3-Point Field Goals		
Season	1, vs. MONMOUTH (11/28/18)	
Career	1, vs. MONMOUTH (11/28/18)	
3-Point Field Goals Attempted		
Season	2, 2x, last vs. Seton Hall (12/8/18)	
Career	2, 2x, last vs. Seton Hall (12/8/18)	
Free Throws		
Season	3, vs. UNCG (12/1/18)	
Career	3, vs. UNCG (12/1/18)	
Free Throws Attempted		
Season	3, 2x, last vs. Seton Hall (12/8/18)	
Career	3, 2x, last vs. Seton Hall (12/8/18)	
Assists		
Season	4, 3x, last vs. Seton Hall (12/8/18)	
Career	4, 3x, last vs. Seton Hall (12/8/18)	
Steals		
Season	3, vs. UNCG (12/1/18)	
Career	3, vs. UNCG (12/1/18)	
Blocked Shots		
Season	2, vs. VMI (11/18/18)	
Career	2, vs. VMI (11/18/18)	
Minutes Played		
Season	30, vs. Seton Hall (12/8/18)	
Career	30, vs. Seton Hall (12/8/18)	
MISCELLANEOUS		
2018-19		CAREER
Dunks	0	0
Double-Figure Scoring Games	0	0
Double-Figure Rebounding Games	0	0
Games With Double-Double	0	0
Games Led UK in Scoring	0	0
Games Led UK in Rebounding	0	0
Games Led UK in Assists	5	5
Games Led UK in Steals	2	2
Games Led UK in Blocks	1	1
Games With 3+ Assists	6	6
Games With 3+ Blocks	0	0
Games With 3+ Steals	1	1
Games With 3+ 3-Pointers	0	0

- Pronunciation: HAY-gens
- Seen an increase in minutes the last three games, including a start vs. Seton Hall
- Tied his career best with four assists in addition to a career-high eight points vs Seton Hall
- With a stellar defensive effort that won't show up in the stat sheet, played 28 minutes vs. UNC Greensboro. Led UK with three assists, three steals and a block
- Had seven points to go along with a team-high three assists vs. Monmouth
- Totaled five points, a season-best four assists, two steals and two blocks vs. VMI
- Made first collegiate start vs. Duke and dished out four assists
- Averaged 5.5 points, 2.8 assists and 1.7 steals in six exhibition games
- Defensive stalwart in four wins on the foreign exhibition tour in the Bahamas
 - Averaged 5.0 points, 4.3 boards, 2.5 assists and 2.0 steals per game
 - Had two or more steals in three of the four games
- Forewent his final year of high school eligibility and enrolled at UK a year early
- Swept the major awards in the state of Georgia, winning both the Gatorade Georgia Player of the Year and the Mr. Georgia Basketball honor as a junior
 - Averaged 20.2 points, 10.7 assists, 7.6 assists, 3.6 steals while leading Newton to 7A state semifinals
- Rated as the No. 12 overall player in the final Rivals rankings and No. 13 by 247 Sports. ESPN ranked him No. 20 overall

Birthday: July 8
Parents: Monica Wheeler and Marvin Hagans
Major: Undeclared/exploratory studies in agriculture

Off the court he likes to ...
 Chill with teammates, play NBA2K, watch highlights, go out to eat and sleep

Did you know ...
 He won a football little league state championship as a kid and is a cousin to former NFL player Ronnie Brown



Game-By-Game Statistics

Opponent	Date	gs	min	Total		3-Pointers		Free throws		Rebounds				pf	a	t/o	blk	stl	pts	avg	
				fg-fga	pct	3fg-fga	pct	ft-fa	pct	off	def	tot	avg								
vs #4/3 Duke	11/6/18	*	20	1-3	.333	0-1	.000	0-0	.000	0	1	1	1.0	4	4	3	0	0	2	2.0	
SOUTHERN ILLINOIS	11/9/18		13	0-0	.000	0-0	.000	0-0	.000	0	0	0	0.5	3	3	2	0	0	0	1.0	
NORTH DAKOTA	11/14/18		16	1-3	.333	0-1	.000	0-0	.000	1	1	2	1.0	0	1	2	0	1	2	1.3	
VMI	11/18/18		21	2-3	.667	0-0	.000	1-2	.500	0	1	1	1.0	1	4	0	2	2	5	2.3	
WINTHROP	11/21/18		16	1-1	1.000	0-0	.000	0-0	.000	1	1	2	1.2	2	1	3	0	1	2	2.2	
TENNESSEE STATE	11/23/18		12	1-4	.250	0-1	.000	0-0	.000	0	0	0	1.0	0	1	1	0	0	2	2.2	
MONMOUTH	11/28/18		20	2-3	.667	1-2	.500	2-2	1.000	0	2	2	1.1	1	3	2	0	1	7	2.9	
UNCG	12/1/18		28	1-3	.333	0-0	.000	3-3	1.000	0	2	2	1.3	2	3	2	1	3	5	3.1	
vs SETON HALL	12/8/18	*	30	3-7	.429	0-2	.000	2-3	.667	1	0	1	1.2	3	4	1	0	1	8	3.7	
Totals			2	176	12-27	.444	1-7	.143	8-10	.800	3	8	11	1.2	16	24	16	3	9	33	3.7

Games played: 9
 Minutes/game: 19.6
 Points/game: 3.7
 FG Pct: 44.4
 3FG Pct: 14.3
 FT Pct: 80.0

Rebounds/game: 1.2
 Assists/game: 2.7
 Turnovers/game: 1.8
 Assist/turnover ratio: 1.5
 Steals/game: 1.0
 Blocks/game: 0.3

Career Statistics

Year	GP-GS	Min-Avg	FG-FGA	Pct	3FG-FGA	Pct	FT-FTA	Pct	Off-Def-Tot-Avg	PF-FO	Ast	TO	Blk	Stl	Pts	Avg
2018-19	9-2	176-19.6	12-27	.444	1-7	.143	8-10	.800	3-8-11-1.2	16-0	24	16	3	9	33	3.7
TOTAL	9-2	176-19.6	12-27	.444	1-7	.143	8-10	.800	3-8-11-1.2	16-0	24	16	3	9	33	3.7

2018-19 SEASON/CAREER HIGHS

Points		
Season	27, vs. TENNESSEE STATE (11/23/18)	
Career	27, vs. TENNESSEE STATE (11/23/18)	
Rebounds		
Season	11, vs. UNCG (12/1/18)	
Career	11, vs. UNCG (12/1/18)	
Field Goals		
Season	8, vs. Duke (11/6/18)	
Career	8, vs. Duke (11/6/18)	
Field Goals Attempted		
Season	16, vs. Duke (11/6/18)	
Career	16, vs. Duke (11/6/18)	
3-Point Field Goals		
Season	2, 2x, last vs. Seton Hall (12/8/18)	
Career	2, 2x, last vs. Seton Hall (12/8/18)	
3-Point Field Goals Attempted		
Season	6, vs. Seton Hall (12/8/18)	
Career	6, vs. Seton Hall (12/8/18)	
Free Throws		
Season	13, vs. TENNESSEE STATE (11/23/18)	
Career	13, vs. TENNESSEE STATE (11/23/18)	
Free Throws Attempted		
Season	18, vs. TENNESSEE STATE (11/23/18)	
Career	18, vs. TENNESSEE STATE (11/23/18)	
Assists		
Season	2, 5x, last vs. UNCG (12/1/18)	
Career	2, 5x, last vs. UNCG (12/1/18)	
Steals		
Season	1, 5x, last vs. UNCG (12/1/18)	
Career	1, 5x, last vs. UNCG (12/1/18)	
Blocked Shots		
Season	1, vs. Duke (11/6/18)	
Career	1, vs. Duke (11/6/18)	
Minutes Played		
Season	43, vs. Seton Hall (12/8/18)	
Career	43, vs. Seton Hall (12/8/18)	
MISCELLANEOUS		
	2018-19	CAREER
Dunks	7	7
Double-Figure Scoring Games	8	8
Double-Figure Rebounding Games	2	2
Games With Double-Double	2	2
Games Led UK in Scoring	3	3
Games Led UK in Rebounding	1	1
Games Led UK in Assists	0	0
Games Led UK in Steals	1	1
Games Led UK in Blocks	0	0
Games With 3+ Assists	0	0
Games With 3+ Blocks	0	0
Games With 3+ Steals	0	0
Games With 3+ 3-Pointers	0	0

- Averaging a team-best 15.2 points while shooting 50.0 percent from the floor
 - Scored in double figures in eight of nine games
- Hit a buzzer-beater half-court shot to force overtime against Seton Hall
- Scored a career-high 27 points vs. Tennessee State and made 13 shots from the foul line
 - The 13 free throws are tied for the second most by a UK player under John Calipari
- Posted a team-high-tying two double-doubles, including 13 points and 11 boards vs. UNC Greensboro
- His 23 points vs. Duke were tied for the fifth most in a debut in program history
- Followed the 23-point performance with 15 points on 6-of-10 shooting vs. Southern Illinois
- On the preseason watch lists for the Naismith Trophy and John R. Wooden Award
- Named to the Naismith Memorial Basketball Hall of Fame's Julius Erving Award watch list (best small forward)
- Averaged 12.8 points and 4.2 rebounds per game in six exhibition games while shooting at a 53.8-percent clip
- Posted 13.3 points and 4.8 rebounds a game in the Bahamas
 - Topped 11 or more points in all four wins
 - Shot 52.5 percent from the field and 44.4 percent from 3-point range
- Averaged 22.1 points, 6.8 boards and 4.4 assists per game for Oak Hill Academy
- Virginia Gatorade High School Player of the Year

Birthday: Oct. 11
Parents: Rochelle and Chris Major
Major: Undeclared/exploratory studies in agriculture

Off the court he likes to ...
 Play Fortnite, hang out with friends, spend time with family, fish and go to amusement parks

Did you know ...
 He was a member of the National Honor Society in high school and he wishes he had the talent to dance well



Game-By-Game Statistics

Opponent	Date	gs	min	Total		3-Pointers		Free throws		Rebounds				pf	a	t/o	blk	stl	pts	avg	
				fg-fga	pct	3fg-fga	pct	ft-fa	pct	off	def	tot	avg								
vs #4/3 Duke	11/6/18	*	30	8-16	.500	1-3	.333	6-10	.600	1	3	4	4.0	3	2	0	1	1	23	23.0	
SOUTHERN ILLINOIS	11/9/18	*	32	5-10	.500	0-3	.000	5-7	.714	0	4	4	4.0	1	2	3	0	1	15	19.0	
NORTH DAKOTA	11/14/18	*	34	3-4	.750	0-0	.000	6-8	.750	3	7	10	6.0	2	1	0	0	0	12	16.7	
VMI	11/18/18	*	25	4-8	.500	1-2	.500	0-0	.000	2	1	3	5.3	2	2	1	0	1	9	14.8	
WINTHROP	11/21/18	*	26	4-10	.400	2-5	.400	3-6	.500	1	6	7	5.6	2	1	2	0	1	13	14.4	
TENNESSEE STATE	11/23/18	*	35	7-15	.467	0-2	.000	13-18	.722	3	4	7	5.8	4	0	2	0	0	27	16.5	
MONMOUTH	11/28/18	*	31	5-9	.556	1-3	.333	4-5	.800	0	3	3	5.4	1	2	4	0	0	15	16.3	
UNCG	12/1/18	*	31	4-7	.571	1-1	1.000	4-6	.667	2	9	11	6.1	1	2	2	0	1	13	15.9	
vs SETON HALL	12/8/18	*	43	4-9	.444	2-6	.333	0-0	.000	1	4	5	6.0	3	1	3	0	0	10	15.2	
Totals			9	287	44-88	.500	8-25	.320	41-60	.683	13	41	54	6.0	19	13	17	1	5	137	15.2

Games played: 9
 Minutes/game: 31.9
 Points/game: 15.2
 FG Pct: 50.0
 3FG Pct: 32.0
 FT Pct: 68.3

Rebounds/game: 6.0
 Assists/game: 1.4
 Turnovers/game: 1.9
 Assist/turnover ratio: 0.8
 Steals/game: 0.6
 Blocks/game: 0.1

Career Statistics

Year	GP-GS	Min-Avg	FG-FGA	Pct	3FG-FGA	Pct	FT-FTA	Pct	Off-Def-Tot-Avg	PF-FO	Ast	TO	Blk	Stl	Pts	Avg
2018-19	9-9	287-31.9	44-88	.500	8-25	.320	41-60	.683	13-41-54-6.0	19-0	13	17	1	5	137	15.2
TOTAL	9-9	287-31.9	44-88	.500	8-25	.320	41-60	.683	13-41-54-6.0	19-0	13	17	1	5	137	15.2

4

NICK RICHARDS

Sophomore | Forward | 6-11 | 240 lbs | Kingston, Jamaica | Patrick School

[@iamnickrichards](#) |
 [@nickrichards_](#) |
 [@iamnickrichards](#)

2018-19 SEASON/CAREER HIGHS

Points		
Season	10, vs. WINTHROP (11/21/18)	
Career	25, vs. FORT WAYNE (11/22/17)	
Rebounds		
Season	19, vs. SOUTHERN ILLINOIS (11/9/18)	
Career	19, vs. SOUTHERN ILLINOIS (11/9/18)	
Field Goals		
Season	4, vs. WINTHROP (11/21/18)	
Career	9, vs. FORT WAYNE (11/22/17)	
Field Goals Attempted		
Season	8, vs. SOUTHERN ILLINOIS (11/9/18)	
Career	10, vs. FORT WAYNE (11/22/17)	
3-Point Field Goals		
Season	-	
Career	-	
3-Point Field Goals Attempted		
Season	-	
Career	-	
Free Throws		
Season	2, 3x, last vs. MONMOUTH (11/28/18)	
Career	7, vs. FORT WAYNE (11/22/17)	
Free Throws Attempted		
Season	3, vs. SOUTHERN ILLINOIS (11/9/18)	
Career	7, 2x, last vs. VANDERBILT (1/30/18)	
Assists		
Season	1, vs. SOUTHERN ILLINOIS (11/9/18)	
Career	2, vs. UCLA (12/23/17)	
Steals		
Season	-	
Career	1, 3x, last vs. OLE MISS (2/28/18)	
Blocked Shots		
Season	3, 2x, last vs. MONMOUTH (11/28/18)	
Career	3, 6x, last vs. MONMOUTH (11/28/18)	
Minutes Played		
Season	27, vs. SOUTHERN ILLINOIS (11/9/18)	
Career	27, vs. SOUTHERN ILLINOIS (11/9/18)	
MISCELLANEOUS		
	2018-19	CAREER
Dunks	8	36
Double-Figure		
Scoring Games	1	8
Double-Figure		
Rebounding Games	1	2
Games With		
Double-Double	0	1
Games Led UK		
in Scoring	0	1
Games Led UK		
in Rebounding	1	9
Games Led UK		
in Assists	0	0
Games Led UK		
in Steals	0	0
Games Led UK		
in Blocks	5	17
Games With		
3+ Assists	0	0
Games With		
3+ Blocks	2	6
Games With		
3+ Steals	0	0
Games With		
3+ 3-Pointers	0	0

- Scored 10 points, including six of UK's first 11 in the second half, in the win over Winthrop
- Scored six points and had a career-high-tying three blocks in win over Monmouth
- Made 11 of his last 13 shots
- Played one of the best games of his career vs. Southern Illinois with eight points, a career-high 19 rebounds and a career-high-tying three blocks
 - The 19 rebounds were the most by a UK player since Michael Kidd-Gilchrist hauled in 19 boards vs. Louisville on Dec. 31, 2011. The 19 rebounds also matched SIU's team total
- Named to the Naismith Memorial Basketball Hall of Fame's Kareem Abdul Jabbar Award preseason watch list (best center)
- Averaged 11.5 points, 5.2 rebounds with a team-high-tying 10 blocks in the six exhibition games
- Scored in double figures seven times during his freshman season and started all 37 games
 - Averaged 5.1 points, 4.4 rebounds and 0.9 blocks per game a season ago
 - Finished second on the team in blocks with 33 and fourth in total rebounds with 163
- Recorded a double-double (25 points, 15 rebounds) vs. Fort Wayne
 - Became the third UK player in the Calipari era with 25 points and 15 rebounds in a game (Terrence Jones vs. Notre Dame, 12/8/10); DeMarcus Cousins vs. Sam Houston State, 11/19/09)
- 2017 Mr. New Jersey Basketball
- Has the top wingspan on the team at 7-foot-5

Birthday: Nov. 29
Mother: Marion Tenn
Major: Undeclared/exploratory studies in agriculture

Off the court he likes to ...
 Play FIFA (video game), shop for sneakers, shop for clothes, watch movies, and hang out with friends and family

Did you know ...
 He's the second UK player to hail from the Patrick School, joining Michael Kidd-Gilchrist. He's also a soccer enthusiast



Game-By-Game Statistics

Opponent	Date	gs	min	Total		3-Pointers		Free throws		Rebounds				pf	a	t/o	blk	stl	pts	avg	
				fg-fga	pct	3fg-fga	pct	ft-fa	pct	off	def	tot	avg								
vs #4/3 Duke	11/6/18		13	0-1	.000	0-0	.000	0-0	.000	0	2	2	2.0	3	0	3	1	0	0	0.0	
SOUTHERN ILLINOIS	11/9/18		27	3-8	.375	0-0	.000	2-3	.667	9	10	19	10.5	2	1	3	3	0	8	4.0	
NORTH DAKOTA	11/14/18		16	1-2	.500	0-0	.000	0-0	.000	1	1	2	7.7	5	0	2	2	0	2	3.3	
VMI	11/18/18		8	3-3	1.000	0-0	.000	0-0	.000	1	1	2	6.3	1	0	0	0	0	6	4.0	
WINTHROP	11/21/18	*	12	4-4	1.000	0-0	.000	2-2	1.000	1	0	1	5.2	2	0	2	2	0	10	5.2	
TENNESSEE STATE	11/23/18	*	10	1-1	1.000	0-0	.000	0-0	.000	0	1	1	4.5	2	0	0	0	0	2	4.7	
MONMOUTH	11/28/18		9	2-3	.667	0-0	.000	2-2	1.000	2	0	2	4.1	3	0	0	3	0	6	4.9	
UNCG	12/1/18		1	0-0	.000	0-0	.000	0-0	.000	0	0	0	3.6	1	0	1	1	0	0	4.3	
vs SETON HALL	12/8/18		12	1-2	.500	0-0	.000	1-2	.500	2	3	5	3.8	1	0	0	0	0	3	4.1	
Totals			2	108	15-24	.625	0-0	.000	7-9	.778	16	18	34	3.8	20	1	11	12	0	37	4.1

Games played: 9
 Minutes/game: 12.0
 Points/game: 4.1
 FG Pct: 62.5
 FT Pct: 77.8

Rebounds/game: 3.8
 Assists/game: 0.1
 Turnovers/game: 1.2
 Assist/turnover ratio: 0.1
 Blocks/game: 1.3

Career Statistics

Year	GP-GS	Min-Avg	FG-FGA	Pct	3FG-FGA	Pct	FT-FTA	Pct	Off-Def-Tot-Avg	PF-FO	Ast	TO	Blk	Stl	Pts	Avg
2017-18	37-37	543-14.7	69-112	.616	0-0	.000	51-71	.718	55-108-163-4.4	76-1	9	26	33	3	189	5.1
2018-19	9-2	108-12.0	15-24	.625	0-0	.000	7-9	.778	16-18-34-3.8	20-1	1	11	12	0	37	4.1
TOTAL	46-39	651-14.2	84-136	.618	0-0	.000	58-80	.725	71-126-197-4.3	96-2	10	37	45	3	226	4.9

5

IMMANUEL QUICKLEY

Freshman | Guard | 6-3 | 185 lbs | Havre de Grace, Md. | John Carroll School

[@IQ_GodSon](#) | [@immanuelquickley_](#)

2018-19 SEASON/CAREER HIGHS

Points		
Season	15, vs. SOUTHERN ILLINOIS (11/9/18)	
Career	15, vs. SOUTHERN ILLINOIS (11/9/18)	
Rebounds		
Season	6, vs. WINTHROP (11/21/18)	
Career	6, vs. WINTHROP (11/21/18)	
Field Goals		
Season	6, vs. SOUTHERN ILLINOIS (11/9/18)	
Career	6, vs. SOUTHERN ILLINOIS (11/9/18)	
Field Goals Attempted		
Season	10, vs. SOUTHERN ILLINOIS (11/9/18)	
Career	10, vs. SOUTHERN ILLINOIS (11/9/18)	
3-Point Field Goals		
Season	2, 2x, last vs. Seton Hall (12/8/18)	
Career	2, 2x, last vs. Seton Hall (12/8/18)	
3-Point Field Goals Attempted		
Season	4, vs. SOUTHERN ILLINOIS (11/9/18)	
Career	4, vs. SOUTHERN ILLINOIS (11/9/18)	
Free Throws		
Season	8, vs. NORTH DAKOTA (11/14/18)	
Career	8, vs. NORTH DAKOTA (11/14/18)	
Free Throws Attempted		
Season	10, vs. NORTH DAKOTA (11/14/18)	
Career	10, vs. NORTH DAKOTA (11/14/18)	
Assists		
Season	4, vs. NORTH DAKOTA (11/14/18)	
Career	4, vs. NORTH DAKOTA (11/14/18)	
Steals		
Season	2, 2x, last vs. N DAKOTA (11/14/18)	
Career	2, 2x, last vs. N DAKOTA (11/14/18)	
Blocked Shots		
Season	-	
Career	-	
Minutes Played		
Season	31, 2x, last vs. WINTHROP (11/21/18)	
Career	31, 2x, last vs. WINTHROP (11/21/18)	
MISCELLANEOUS		
	2018-19	CAREER
Dunks	0	0
Double-Figure		
Scoring Games	2	2
Double-Figure		
Rebounding Games	0	0
Games With		
Double-Double	0	0
Games Led UK		
in Scoring	1	1
Games Led UK		
in Rebounding	0	0
Games Led UK		
in Assists	0	0
Games Led UK		
in Steals	1	1
Games Led UK		
in Blocks	0	0
Games With		
3+ Assists	2	2
Games With		
3+ Blocks	0	0
Games With		
3+ Steals	0	0
Games With		
3+ 3-Pointers	0	0

- Started at point guard in all but two games
- Made 26 of his 31 foul shots, an 83.9-percent clip
- Had 12 points and a season-high four assists to couple with two steals vs. North Dakota
- Scored a team-high-tying 15 points in the win vs. Southern Illinois
 - Made 6 of 10 from the floor, including 2 of 4 from behind the arc
- Went a perfect 6 for 6 from the line against Duke
- Dished out a team-high 24 assists with just three turnovers over the six exhibition games
 - Made the start at point guard in the exhibition win over Transylvania. Scored three points and added six boards and a team-high four assists
 - Averaged 7.3 points, 4.5 rebounds and 4.5 assists per game in the four Bahamas exhibition games
 - Had four or more assists in all four wins in the Bahamas
 - Scored 12 points with five assists and a steal against Mega Bemax
- Two-time state champion at the John Carroll School
 - Three-time Maryland All-State selection
- Averaged 20.0 points, 6.0 rebounds and 6.0 assists per game as a senior
- Also a member of the USA U17 and U19 teams, winning gold with U17 team at the FIBA Championships
- McDonald's Game All American
 - Won the 3-point contest at the event
- Ranked a top-three player at his position in class of 2018 by ESPN, 247 and Rivals

Birthdate: June 17
Parents: Nitrease and Marcellous
Major: Undeclared/exploratory studies in agriculture

Off the court he likes to ...
 Play the drums, watch movies, go to church, dance and play video games

Did you know ...
 An honor-roll student in high school, he also excels musically and can play the saxophone, the piano and the drums



Game-By-Game Statistics

Opponent	Date	gs	min	Total		3-Pointers		Free throws		Rebounds				pf	a	t/o	blk	stl	pts	avg	
				fg	fga	fg	fga	ft	f	off	def	tot	avg								
vs #4/3 Duke	11/6/18		19	0-3	.000	0-2	.000	6-6	1.000	0	1	1	1.0	2	1	1	0	0	6	6.0	
SOUTHERN ILLINOIS	11/9/18	*	31	6-10	.600	2-4	.500	1-1	1.000	0	4	4	2.5	2	0	2	0	2	15	10.5	
NORTH DAKOTA	11/14/18	*	27	2-5	.400	0-2	.000	8-10	.800	0	1	1	2.0	0	4	0	0	2	12	11.0	
VMI	11/18/18	*	27	0-4	.000	0-3	.000	6-6	1.000	0	1	1	1.8	0	2	1	0	1	6	9.8	
WINTHROP	11/21/18	*	31	1-1	1.000	1-1	1.000	0-0	.000	0	6	6	2.6	3	3	1	0	0	3	8.4	
TENNESSEE STATE	11/23/18	*	26	3-6	.500	1-2	.500	2-2	1.000	1	0	1	2.3	0	2	1	0	0	9	8.5	
MONMOUTH	11/28/18	*	20	1-3	.333	0-2	.000	2-2	1.000	0	2	2	2.3	0	2	2	0	0	4	7.9	
UNCG	12/1/18	*	17	0-2	.000	0-2	.000	1-2	.500	0	1	1	2.1	1	1	1	0	0	1	7.0	
vs SETON HALL	12/8/18		26	3-6	.500	2-3	.667	0-2	.000	0	1	1	2.0	1	2	1	0	0	8	7.1	
Totals			7	224	16-40	.400	6-21	.286	26-31	.839	1	17	18	2.0	9	17	10	0	5	64	7.1

Games played: 9
 Minutes/game: 24.9
 Points/game: 7.1
 FG Pct: 40.0
 3FG Pct: 28.6
 FT Pct: 83.9

Rebounds/game: 2.0
 Assists/game: 1.9
 Turnovers/game: 1.1
 Assist/turnover ratio: 1.7
 Steals/game: 0.6

Career Statistics

Year	GP-GS	Min-Avg	FG-FGA	Pct	3FG-FGA	Pct	FT-FTA	Pct	Off-Def-Tot-Avg	PF-FO	Ast	TO	Blk	Stl	Pts	Avg
2018-19	9-7	224-24.9	16-40	.400	6-21	.286	26-31	.839	1-17-18-2.0	9-0	17	10	0	5	64	7.1
TOTAL	9-7	224-24.9	16-40	.400	6-21	.286	26-31	.839	1-17-18-2.0	9-0	17	10	0	5	64	7.1

10

JONNY DAVID

Senior | Guard | 6-2 | 188 lbs | Pittsburgh | Mt. Lebanon

[@JonnyDavid](#)

[@jddavid010](#)

[@JonnyDavidUK10](#)

2018-19 SEASON/CAREER HIGHS

Points		
Season	-	
Career	5, vs. TEXAS A&M (1/3/17)	
Rebounds		
Season	1, vs. NORTH DAKOTA (11/14/18)	
Career	1, vs. NORTH DAKOTA (11/14/18)	
Field Goals		
Season	-	
Career	1, vs. TEXAS A&M (1/3/17)	
Field Goals Attempted		
Season	-	
Career	1, 4X, last vs. TEXAS A&M (1/3/17)	
3-Point Field Goals		
Season	-	
Career	1, vs. TEXAS A&M (1/3/17)	
3-Point Field Goals Attempted		
Season	-	
Career	1, 3x, last vs. TEXAS A&M (1/3/17)	
Free Throws		
Season	-	
Career	2, 2x, last vs. TEXAS A&M (1/3/17)	
Free Throws Attempted		
Season	-	
Career	2, 3x, last vs. TEXAS A&M (1/3/17)	
Assists		
Season	-	
Career	-	
Steals		
Season	-	
Career	-	
Blocked Shots		
Season	-	
Career	-	
Minutes Played		
Season	2, 2x, last vs. MONMOUTH (11/28/18)	
Career	3, vs. CLEVELAND ST. (11/23/16)	
MISCELLANEOUS		
	2018-19	CAREER
Dunks	0	0
Double-Figure Scoring Games	0	0
Rebounding Games	0	0
Games With Double-Double	0	0
Games Led UK in Scoring	0	0
Games Led UK in Rebounding	0	0
Games Led UK in Assists	0	0
Games Led UK in Steals	0	0
Games Led UK in Blocks	0	0
Games With 3+ Assists	0	0
Games With 3+ Blocks	0	0
Games With 3+ Steals	0	0
Games With 3+ 3-Pointers	0	0

- Snared his first career rebound, on the offensive end, in two minutes against North Dakota
- Saw two minutes of action in the win over Monmouth
- Played one minute in UK's exhibition win over Transylvania
- Saw action in UK's final two Bahamas exhibition games
 - Scored the game's final bucket in the win over Team Toronto
 - Hauled in a rebound vs. Mega Bemax
- Seen action in 24 career games and scored seven career points
- SEC Academic Honor Roll member the past three seasons
- On pace to graduate in May with a degree in kinesiology
- 1,000-point scorer in high school
- His father was a letterwinner at the University of Pittsburgh while head coach John Calipari was an assistant coach

Birthday: Nov. 7
Parents: Joseph and Sandi Major: Kinesiology

Off the court he likes to ...
 Hang out with family and friends, play video games, watch Netflix/movies, go on adventures, and travel

Did you know ...
 He averaged 18.5 points as a senior and knocked down the winning shot on senior night to win a sectional title



Game-By-Game Statistics

Opponent	Date	gs	min	Total		3-Pointers		Free throws		Rebounds				pf	a	t/o	blk	stl	pts	avg
				fg-fga	pct	3fg-fga	pct	ft-fa	pct	off	def	tot	avg							
SOUTHERN ILLINOIS	11/9/18		dnp	-	-	-	-	-	-	-	-	-	-	-	-	-	-	-	-	-
NORTH DAKOTA	11/14/18	2	0-0	.000	0-0	.000	0-0	.000	0-0	.000	1	0	1	1.0	0	0	0	0	0	0.0
VMI	11/18/18		dnp	-	-	-	-	-	-	-	-	-	-	-	-	-	-	-	-	-
WINTHROP	11/21/18		dnp	-	-	-	-	-	-	-	-	-	-	-	-	-	-	-	-	-
TENNESSEE STATE	11/23/18		dnp	-	-	-	-	-	-	-	-	-	-	-	-	-	-	-	-	-
MONMOUTH	11/28/18	2	0-0	.000	0-0	.000	0-0	.000	0-0	.000	0	0	0	0.5	0	0	0	0	0	0.0
UNCG	12/1/18		dnp	-	-	-	-	-	-	-	-	-	-	-	-	-	-	-	-	-
vs SETON HALL	12/8/18		dnp	-	-	-	-	-	-	-	-	-	-	-	-	-	-	-	-	-
Totals		0	4	0-0	.000	0-0	.000	0-0	.000	0-0	.000	1	0	1	0.5	0	0	0	0	0.0

Games played: 2
 Minutes/game: 2.0

Rebounds/game: 0.5

Career Statistics

Year	GP-GS	Min-Avg	FG-FGA	Pct	3FG-FGA	Pct	FT-FTA	Pct	Off-Def-Tot-Avg	PF-FO	Ast	TO	Blk	Stl	Pts	Avg
2015-16	11-0	11-1.0	0-2	.00	0-2	.000	2-2	1.000	0-0-0-0.0	1-0	0	1	0	0	2	0.2
2016-17	7-0	11-1.6	1-2	.500	1-1	1.000	2-4	.500	0-0-0-0.0	0-0	0	3	0	0	5	0.7
2017-18	6-0	4-0.7	0-0	.000	0-0	.000	0-0	.000	0-0-0-0.0	1-0	0	2	0	0	0	0.0
2018-19	2-0	4-2.0	0-0	.000	0-0	.000	0-0	.000	1-0-1-0.5	0-0	0	0	0	0	0	0.0
TOTAL	26-0	30-1.2	1-4	.250	1-3	.333	4-6	.667	1-0-1-0.0	2-0	0	6	0	0	7	0.3

12

BRAD CALIPARI

Junior | Guard | 6-0 | 179 lbs | Franklin Lakes, N.J. | MacDuffie School

[@bradcalipari](#) |
 [@brad.calipari](#) |
 [@bradcalipari](#)

2018-19 SEASON/CAREER HIGHS

Points	
Season	-
Career	3, 3x, last vs. MISSOURI (2/24/18)
Rebounds	
Season	-
Career	1, 5x, last at Texas A&M (2/10/18)
Field Goals	
Season	-
Career	1, 3x, last vs. MISSOURI (2/24/18)
Field Goals Attempted	
Season	-
Career	3, 2x, last vs. Arizona State (11/28/16)
3-Point Field Goals	
Season	-
Career	1, 3x, last vs. MISSOURI (2/24/18)
3-Point Field Goals Attempted	
Season	-
Career	3, vs. CLEVELAND STATE (11/23/16)
Free Throws	
Season	-
Career	2, vs. CANISIUS (11/13/16)
Free Throws Attempted	
Season	-
Career	3, vs. CANISIUS (11/13/16)
Assists	
Season	-
Career	1, 2x, last vs. LOUISVILLE (12/29/17)
Steals	
Season	-
Career	-
Blocked Shots	
Season	-
Career	1, vs. CLEVELAND STATE (11/23/16)
Minutes Played	
Season	-
Career	8, vs. CLEVELAND STATE (11/23/16)

MISCELLANEOUS	2018-19	CAREER
Dunks	0	0
Double-Figure Scoring Games	0	0
Double-Figure Rebounding Games	0	0
Games With Double-Double	0	0
Games Led UK in Scoring	0	0
Games Led UK in Rebounding	0	0
Games Led UK in Assists	0	0
Games Led UK in Steals	0	0
Games Led UK in Blocks	0	1
Games With 3+ Assists	0	0
Games With 3+ Blocks	0	0
Games With 3+ Steals	0	0
Games With 3+ 3-Pointers	0	0

- Pronunciation: cal-uh-PEAR-ee
- Plans to redshirt in 2018-19 and will have two years of eligibility remaining
- On track to graduate this season. Plans to pursue graduate school
- Totaled eight minutes in UK's exhibition against Transylvania
- Played in all four games in the Bahamas. He drained a 3-pointer against the Bahamas National Team and had a rebound in three of the four wins
 - Also dished out an assist against Team Toronto
- Has been a part of two international basketball trips with Global Sports Academy
 - Averaged 14.3 points, 6.5 assists and 3.3 rebounds in four games in Croatia in 2017
 - Averaged 13.2 points and 7.0 assists in four games in Europe in 2018
- Two-time SEC Academic Honor Roll member
- Played in 15 games as a freshman, scoring eight points. Saw action in 12 games and recorded three points and two boards as a sophomore
- Averaged 15.3 points, 3.6 assists and 2.6 rebounds per game as a senior in high school
- Finished his high school career as a 1,000-point scorer

Birthday: Nov. 11
Parents: John and Ellen
Major: Communication

Off the court he likes to ...
 Play Fortnite, sleep, watch Spongebob Squarepants, cook and listen to music

Did you know ...
 He earned academic honors in high school for art, specializing in drawing. His definition of a true hero is anyone who is a servant leader



Game-By-Game Statistics

Career Statistics

Year	GP-GS	Min-Avg	FG-FGA	Pct	3FG-FGA	Pct	FT-FTA	Pct	Off-Def-Tot-Avg	PF-FO	Ast	TO	Blk	Stl	Pts	Avg
2016-17	15-0	45-3.0	2-13	.154	2-12	.167	2-5	.400	1-2-3-0.2	3-0	1	2	1	0	8	0.5
2017-18	12-0	28-2.3	1-7	.143	1-7	.143	0-0	.000	0-2-2-0.2	0-0	1	2	0	0	3	0.3
2018-19	0-0	0-0.0	0-0	.000	0-0	.000	0-0	.000	0-0-0-0.0	0-0	0	0	0	0	0	0.0
TOTAL	27-0	73-2.7	3-20	.150	3-19	.158	2-5	.400	1-4-5-0.2	3-0	2	4	1	0	11	0.4

14

TYLER HERRO

Freshman | Guard | 6-5 | 195 lbs | Milwaukee | Whitnall

[@raf_tyler](#) | [@nolimitherro](#)

2018-19 SEASON/CAREER HIGHS

Points		
Season	18, 2x, last vs. UNCG (12/1/18)	
Career	18, 2x, last vs. UNCG (12/1/18)	
Rebounds		
Season	9, vs. Duke (11/6/18)	
Career	9, vs. Duke (11/6/18)	
Field Goals		
Season	7, vs. NORTH DAKOTA (11/14/18)	
Career	7, vs. NORTH DAKOTA (11/14/18)	
Field Goals Attempted		
Season	14, vs. WINTHROP (11/21/18)	
Career	14, vs. WINTHROP (11/21/18)	
3-Point Field Goals		
Season	3 vs. WINTHROP (11/21/18)	
Career	3, vs. WINTHROP (11/21/18)	
3-Point Field Goals Attempted		
Season	8, vs. WINTHROP (11/21/18)	
Career	8, vs. WINTHROP (11/21/18)	
Free Throws		
Season	5, vs. Duke (11/6/18)	
Career	5, vs. Duke (11/6/18)	
Free Throws Attempted		
Season	6, vs. UNCG (12/1/18)	
Career	6, vs. UNCG (12/1/18)	
Assists		
Season	7, vs. WINTHROP (11/21/18)	
Career	7, vs. WINTHROP (11/21/18)	
Steals		
Season	5, 2x, last vs. MONMOUTH (11/28/18)	
Career	5, 2x, last vs. MONMOUTH (11/28/18)	
Blocked Shots		
Season	2, 2x, last vs. Seton Hall (12/8/18)	
Career	2, 2x, last vs. Seton Hall (12/8/18)	
Minutes Played		
Season	35, vs. UNCG (12/1/18)	
Career	35, vs. UNCG (12/1/18)	
MISCELLANEOUS		
	2018-19	CAREER
Dunks	2	2
Double-Figure		
Scoring Games	6	6
Double-Figure		
Rebounding Games	0	0
Games With		
Double-Double	0	0
Games Led UK		
in Scoring	1	1
Games Led UK		
in Rebounding	2	2
Games Led UK		
in Assists	2	2
Games Led UK		
in Steals	2	2
Games Led UK		
in Blocks	2	2
Games With		
3+ Assists	3	3
Games With		
3+ Blocks	0	0
Games With		
3+ Steals	2	2
Games With		
3+ 3-Pointers	1	1

- Pronunciation: Hero
- Reached double figures in three straight and six of nine overall
- Leads UK in 3-pointers made (12) and steals (12)
- Averaging 13.4 points over the last five, making at least two 3-pointers in four of the games during that stretch
- Matched his career high vs. UNC Greensboro with 18 points on 6-of-12 shooting
- Posted game highs in points (16), rebounds (eight) and steals (five) in a win over Monmouth
- Scored 15 points, including three 3-pointers while dishing out a season-high seven assists in win over Winthrop. The seven dimes are the most for any UK player this season
- Poured in 18 points and added a game-high five steals in win over North Dakota
 - The five steals tied for the sixth most for any player under John Calipari
- Named to the Naismith Memorial Basketball Hall of Fame's Jerry West Award preseason watch list (best shooting guard)
- Led the Wildcats in scoring during Bahamas trip. Averaged 17.3 points per game while also adding 2.3 rebounds and 1.8 assists
- Jordan Brand Classic and Nike Hoop Summit pick
- Averaged 32.9 points, 7.4 rebounds, 3.6 assists and 3.3 steals per game as a First Team All-State selection his senior season
 - Shot better than 50 percent from the floor and 43.5 percent from behind the arc his senior season

Birthday: Jan. 20
Parents: Jen and Chris
Major: Undeclared/exploratory studies in agriculture

Off the court he likes to ...
 Play video games, eat, hang out with friends, spend time with family and ride roller coasters

Did you know ...
 His nickname is "Boy Wonder" and he chose No. 14 because he's been wearing it since his freshman year in high school



Game-By-Game Statistics

Opponent	Date	gs	min	Total		3-Pointers		Free throws		Rebounds				pf	a	t/o	blk	stl	pts	avg	
				fg-fga	pct	3fg-fga	pct	ft-fa	pct	off	def	tot	avg								
vs #4/3 Duke	11/6/18	*	33	4-11	.364	1-6	.167	5-5	1.000	0	9	9	9.0	1	5	1	2	0	14	14.0	
SOUTHERN ILLINOIS	11/9/18	*	20	0-6	.000	0-2	.000	0-0	.000	1	2	3	6.0	1	0	1	0	1	0	7.0	
NORTH DAKOTA	11/14/18	*	25	7-12	.583	1-2	.500	3-3	1.000	0	1	1	4.3	0	3	2	0	5	18	10.7	
VMI	11/18/18	*	19	2-6	.333	1-3	.333	0-0	.000	0	2	2	3.8	2	2	2	1	0	5	9.3	
WINTHROP	11/21/18	*	25	6-14	.429	3-8	.375	0-0	.000	0	3	3	3.6	1	7	1	0	0	15	10.4	
TENNESSEE STATE	11/23/18	*	25	3-7	.429	2-6	.333	0-0	.000	0	4	4	3.7	1	0	2	0	1	8	10.0	
MONMOUTH	11/28/18	*	28	6-10	.600	2-5	.400	2-2	1.000	1	7	8	4.3	1	1	0	0	5	16	10.9	
UNCG	12/1/18	*	35	6-12	.500	2-6	.333	4-6	.667	1	4	5	4.4	3	1	3	1	0	18	11.8	
vs SETON HALL	12/8/18	*	26	4-13	.308	0-6	.000	2-2	1.000	0	2	2	4.1	3	1	1	2	0	10	11.6	
Totals			9	236	38-91	.418	12-44	.273	16-18	.889	3	34	37	4.1	13	20	13	6	12	104	11.6

Games played: 9
 Minutes/game: 26.2
 Points/game: 11.6
 FG Pct: 41.8
 3FG Pct: 27.3
 FT Pct: 88.9

Rebounds/game: 4.1
 Assists/game: 2.2
 Turnovers/game: 1.4
 Assist/turnover ratio: 1.5
 Steals/game: 1.3
 Blocks/game: 0.7

Career Statistics

Year	GP-GS	Min-Avg	FG-FGA	Pct	3FG-FGA	Pct	FT-FTA	Pct	Off-Def-Tot-Avg	PF-FO	Ast	TO	Blk	Stl	Pts	Avg
2018-19	9-9	236-26.2	38-91	.418	12-44	.273	16-18	.889	3-34-37-4.1	13-0	20	13	6	12	104	11.6
TOTAL	9-9	236-26.2	38-91	.418	12-44	.273	16-18	.889	3-34-37-4.1	13-0	20	13	6	12	104	11.6

2018-19 SEASON/CAREER HIGHS

Points		
Season	22, 3x, last vs. UNCG (12/1/18)	
Career	33, vs. WASHINGTON (2/22/18)	
Rebounds		
Season	12, vs. UNCG (12/1/18)	
Career	17, vs. Harvard (11/12/16)	
Field Goals		
Season	8, vs. UNCG (12/1/18)	
Career	11, 4x, last vs. WASHINGTON (2/22/18)	
Field Goals Attempted		
Season	16, vs. UNCG (12/1/18)	
Career	19, 2x, last at Long Beach St. (12/3/17)	
3-Point Field Goals		
Season	1, 4x, last vs. UNCG (12/1/18)	
Career	3, vs. ARIZONA STATE (1/17/18)	
3-Point Field Goals Attempted		
Season	2, 2x, last vs. MONMOUTH (11/28/18)	
Career	6, vs. ARIZONA STATE (1/17/18)	
Free Throws		
Season	10, vs. VMI (11/18/18)	
Career	19, at Kansas (12/3/16)	
Free Throws Attempted		
Season	13, vs. Duke (11/6/18)	
Career	22, at Kansas (12/3/16)	
Assists		
Season	2, 3x, last vs. Seton Hall (12/8/18)	
Career	4, 2x, last vs. CAL POLY (11/10/17)	
Steals		
Season	2, vs. Seton Hall (12/8/18)	
Career	4, vs. DEPAUL (12/15/15)	
Blocked Shots		
Season	2, vs. TENNESSEE STATE (11/23/18)	
Career	3, 2x, last vs. DARTMOUTH (12/12/15)	
Minutes Played		
Season	37, vs. UNCG (12/1/18)	
Career	44, vs. GREEN BAY (11/13/15)	
MISCELLANEOUS		
	2018-19	CAREER*
Dunks	4	-
Double-Figure Scoring Games	7	76
Double-Figure Rebounding Games	1	32
Games With Double-Double	1	27
Games Led UK in Scoring	2	38
Games Led UK in Rebounding	2	51
Games Led UK in Assists	0	3
Games Led UK in Steals	1	16
Games Led UK in Blocks	1	12
Games With 3+ Assists	0	5
Games With 3+ Blocks	0	2
Games With 3+ Steals	0	5
Games With 3+ 3-Pointers	0	1

*includes Stanford statistics

- Preseason All-SEC First Team selection by the league's media
- Averaging 14.4 points and 6.8 rebounds, both second best on the team
- Reached double figures in all but two games
- Scored 22 points in three games this season
 - Recorded his first double-double at UK -- and 27th of his career -- with 12 rebounds to go along with his 22 points vs. UNC Greensboro
- On the Naismith Trophy, Wooden Award and NABC National Player of the Year watch lists
- Named to the Naismith Memorial Basketball Hall of Fame's Karl Malone Award preseason watch list (best power forward)
- Finished the exhibition slate with three straight double-doubles, including a 22-point, 14-rebound effort against IUP. Both totals were game highs
- Graduate transfer who concluded his career at Stanford as a three-time captain and two-time All-Pac-12 First Team member
 - One of three Stanford players in program history to have at least 1,400 points and 700 rebounds in fewer than 100 games played
 - Ranked third in the Pac-12 in both scoring (19.5 ppg) and rebounding (8.7 rpg)
 - Scored in double figures in all but one of his 35 games played as a senior
- Only player in the Pac-12 and one of only five Power 5 conference players to finish the season ranked in the top five of his league in both scoring and

Birthday: Nov. 25

Parents: Nathaniel and Jacqueline

Graduate Program: Sport Leadership

Off the court he likes to ...

Facetime with family, go to the movies, fish, watch "The Office" or "Seinfeld," and bowl

Did you know ...

He wrote poetry and participated in poetry contests while he was in middle school



Game-By-Game Statistics

Opponent	Date	qs	min	Total		3-Pointers		Free throws		Rebounds				pf	a	t/o	blk	stl	pts	avg	
				fg-fga	pct	3fg-fga	pct	ft-fa	pct	off	def	tot	avg								
vs #4/3 Duke	11/6/18	*	30	6-8	.750	1-1	1.000	9-13	.692	4	3	7	7.0	2	1	3	1	0	22	22.0	
SOUTHERN ILLINOIS	11/9/18	*	14	1-2	.500	0-0	.000	4-6	.667	2	3	5	6.0	2	1	0	1	0	6	14.0	
NORTH DAKOTA	11/14/18	*	21	4-12	.333	1-2	.500	2-2	1.000	4	3	7	6.3	3	0	1	0	0	11	13.0	
VMI	11/18/18		24	6-8	.750	0-1	.000	10-12	.833	3	3	6	6.3	2	0	3	0	0	22	15.3	
WINTHROP	11/21/18		25	3-5	.600	0-0	.000	2-3	.667	2	1	3	5.6	2	2	4	1	1	8	13.8	
TENNESSEE STATE	11/23/18		24	4-4	1.000	0-0	.000	5-9	.556	4	5	9	6.2	4	1	2	2	0	13	13.7	
MONMOUTH	11/28/18	*	27	4-6	.667	1-2	.500	4-5	.800	0	6	6	6.1	1	1	1	1	0	13	13.6	
UNCG	12/1/18	*	37	8-16	.500	1-1	1.000	5-6	.833	4	8	12	6.9	1	2	0	0	1	22	14.6	
vs SETON HALL	12/8/18	*	34	3-6	.500	0-0	.000	7-8	.875	1	5	6	6.8	5	2	3	1	2	13	14.4	
Totals			6	236	39-67	.582	4-7	.571	48-64	.750	24	37	61	6.8	22	10	17	7	4	130	14.4

Games played: 9
 Minutes/game: 26.2
 Points/game: 14.4
 FG Pct: 58.2
 3FG Pct: 57.1
 FT Pct: 75.0

Rebounds/game: 6.8
 Assists/game: 1.1
 Turnovers/game: 1.9
 Assist/turnover ratio: 0.6
 Steals/game: 0.4
 Blocks/game: 0.8

Career Statistics

Year	GP-GS	Min-Avg	FG-FGA	Pct	3FG-FGA	Pct	FT-FTA	Pct	Off-Def-Tot-Avg	PF-FO	Ast	TO	Blk	Stl	Pts	Avg
2014-15	28-12	646-23.1	67-137	.489	0-0	.000	39-85	.459	62-94-156-5.6	60-0	12	27	7	24	173	6.2
2015-16	8-8	262-32.8	39-70	.557	0-0	.000	24-50	.480	26-31-57-7.1	19-1	6	17	5	6	102	12.8
2016-17	27-27	813-30.1	176-304	.579	0-1	.000	118-181	.652	93-146-239-8.9	64-1	14	56	5	14	470	17.4
2017-18	35-35	1190-34.0	250-474	.527	18-61	.295	164-243	.675	104-202-306-8.7	91-3	47	72	4	26	682	19.5
2018-19	9-6	236-26.2	39-67	.582	4-7	.571	48-64	.750	24-37-61-6.8	22-1	10	17	7	4	130	14.4
TOTAL	107-88	3147-29.4	571-1052	.543	22-69	.319	393-623	.631	309-510-819-7.7	256-6	89	189	28	74	1557	14.6

2018-19 SEASON/CAREER HIGHS

Points		
Season	10, vs. SOUTHERN ILLINOIS (11/9/18)	
Career	10, vs. SOUTHERN ILLINOIS (11/9/18)	
Rebounds		
Season	7, 2x, last vs. N. DAKOTA (11/14/18)	
Career	7, 2x, last vs. N. DAKOTA (11/14/18)	
Field Goals		
Season	4, 4x, last vs. UNCG (12/1/18)	
Career	4, 4x, last vs. UNCG (12/1/18)	
Field Goals Attempted		
Season	8, 2x, last vs. N. DAKOTA (11/14/18)	
Career	8, 2x, last vs. N. DAKOTA (11/14/18)	
3-Point Field Goals		
Season	-	
Career	-	
3-Point Field Goals Attempted		
Season	1, 2x, last vs. MONMOUTH (11/28/18)	
Career	1, 2x, last vs. MONMOUTH (11/28/18)	
Free Throws		
Season	3, vs. TENNESSEE STATE (11/23/18)	
Career	3, vs. TENNESSEE STATE (11/23/18)	
Free Throws Attempted		
Season	4, vs. TENNESSEE STATE (11/23/18)	
Career	4, vs. TENNESSEE STATE (11/23/18)	
Assists		
Season	2, 2x, last vs. MONMOUTH (11/28/18)	
Career	2, 2x, last vs. MONMOUTH (11/28/18)	
Steals		
Season	2, vs. MONMOUTH (11/28/18)	
Career	2, vs. MONMOUTH (11/28/18)	
Blocked Shots		
Season	3, vs. VMI (11/18/18)	
Career	3, vs. VMI (11/18/18)	
Minutes Played		
Season	26, 2x, last vs. MONMOUTH (11/28/18)	
Career	26, 2x, last vs. MONMOUTH (11/28/18)	
MISCELLANEOUS		
	2018-19	CAREER
Dunks	9	9
Double-Figure Scoring Games	1	1
Double-Figure Rebounding Games	0	0
Games With Double-Double	0	0
Games Led UK in Scoring	0	0
Games Led UK in Rebounding	0	0
Games Led UK in Assists	0	0
Games Led UK in Steals	0	0
Games Led UK in Blocks	5	5
Games With 3+ Assists	0	0
Games With 3+ Blocks	1	1
Games With 3+ Steals	0	0
Games With 3+ 3-Pointers	0	0

- Leads the team with 13 blocks
- All-around contributor, averaging 6.1 points, 4.7 rebounds and 1.4 blocks in 18.9 minutes per game
- Made his first career start vs. VMI and blocked a team-high three shots
- Strong showing vs. Southern Illinois with 10 points, seven boards and two swats
- Nearly matched that effort with eight points, seven boards and two blocks vs. North Dakota in a season-high 26 minutes
 - Said Calipari after the UND game: "EJ Montgomery's going to have to play more. ... You need to have separators in the game at some point that can make a play out of nothing. He does that."
- Led Kentucky with 14 points on 7-of-10 shooting against Transylvania
 - Also had nine rebounds and a blocked shot
- Tallied eight points and had six rebounds in 19 minutes against the Bahamas National Team during UK's exhibition tour this summer
 - Missed the final three games with back spasms
- Averaged 25.6 points, 13.6 rebounds and 4.3 assists per game as a senior at Wheeler
- Scored 12 points and hauled in five rebounds in the McDonald's All American Game
- Considered a five-star recruit and ranked as high as No. 6 overall by 247 Sports
 - Rivals ranked him No. 11 overall, while ESPN listed him at No. 14

Birthday: Sept. 12
Parents: Efreem and Glenda
Major: Undeclared/exploratory studies in agriculture

Off the court he likes to ...
 Watch movies, hang out with friends, play video games, spend time with family and go to the beach

Did you know ...
 Both of his parents and two older sisters played basketball in college and his favorite movies are "Love and Basketball" and "The Purge"



Game-By-Game Statistics

Opponent	Date	gs	min	Total		3-Pointers		Free throws		Rebounds				pf	a	t/o	blk	stl	pts	avg
				fg-fga	pct	3fg-fga	pct	ft-fa	pct	off	def	tot	avg							
vs #4/3 Duke	11/6/18		22	4-6	.667	0-0	.000	0-0	.000	3	3	6	6.0	4	1	3	0	0	8	8.0
SOUTHERN ILLINOIS	11/9/18		17	4-8	.500	0-0	.000	2-3	.667	4	3	7	6.5	1	0	1	2	0	10	9.0
NORTH DAKOTA	11/14/18		26	4-8	.500	0-1	.000	0-0	.000	3	4	7	6.7	3	0	1	2	0	8	8.7
VMI	11/18/18 *		16	1-5	.200	0-0	.000	1-2	.500	2	3	5	6.3	3	0	2	3	0	3	7.3
WINTHROP	11/21/18		16	2-4	.500	0-0	.000	2-2	1.000	1	1	2	5.4	2	2	0	2	0	6	7.0
TENNESSEE STATE	11/23/18		24	1-3	.333	0-0	.000	3-4	.750	3	3	6	5.5	1	0	1	2	0	5	6.7
MONMOUTH	11/28/18		26	3-6	.500	0-1	.000	1-2	.500	1	3	4	5.3	4	2	1	1	2	7	6.7
UNCG	12/1/18		15	4-6	.667	0-0	.000	0-0	.000	3	2	5	5.3	1	0	2	1	0	8	6.9
vs SETON HALL	12/8/18		8	0-1	.000	0-0	.000	0-0	.000	0	0	0	4.7	2	0	1	0	0	0	6.1
Totals			170	23-47	.489	0-2	.000	9-13	.692	20	22	42	4.7	21	5	12	13	2	55	6.1

Games played: 9
 Minutes/game: 18.9
 Points/game: 6.1
 FG Pct: 48.9
 3FG Pct: 0.0
 FT Pct: 69.2

Rebounds/game: 4.7
 Assists/game: 0.6
 Turnovers/game: 1.3
 Assist/turnover ratio: 0.4
 Steals/game: 0.2
 Blocks/game: 1.4

Career Statistics

Year	GP-GS	Min-Avg	FG-FGA	Pct	3FG-FGA	Pct	FT-FTA	Pct	Off-Def-Tot-Avg	PF-FO	Ast	TO	Blk	Stl	Pts	Avg
2018-19	9-1	170-18.9	23-47	.489	0-2	.000	9-13	.692	20-22-42-4.7	21-0	5	12	13	2	55	6.1
TOTAL	9-1	170-18.9	23-47	.489	0-2	.000	9-13	.692	20-22-42-4.7	21-0	5	12	13	2	55	6.1

2018-19 SEASON/CAREER HIGHS

Points		
Season	29, vs. Seton Hall (12/8/18)	
Career	29, vs. Seton Hall (12/8/18)	
Rebounds		
Season	18, vs. VMI (11/18/18)	
Career	18, vs. VMI (11/18/18)	
Field Goals		
Season	9, vs. NORTH DAKOTA (11/14/18)	
Career	9, vs. NORTH DAKOTA (11/14/18)	
Field Goals Attempted		
Season	15, vs. Seton Hall (12/8/18)	
Career	15, vs. Seton Hall (12/8/18)	
3-Point Field Goals		
Season	4, vs. NORTH DAKOTA (11/14/18)	
Career	4, vs. NORTH DAKOTA (11/14/18)	
3-Point Field Goals Attempted		
Season	5, vs. NORTH DAKOTA (11/14/18)	
Career	5, vs. NORTH DAKOTA (11/14/18)	
Free Throws		
Season	12, vs. Seton Hall (12/8/18)	
Career	12, vs. Seton Hall (12/8/18)	
Free Throws Attempted		
Season	13, vs. Seton Hall (12/8/18)	
Career	20, vs. Kansas State (3/22/18)	
Assists		
Season	4, 2x, last 12, vs. Seton Hall (12/8/18)	
Career	5, vs. VIRGINIA TECH (12/16/17)	
Steals		
Season	3, vs. WINTHROP (11/21/18)	
Career	3, 4x, last vs. WINTHROP (11/21/18)	
Blocked Shots		
Season	4, vs. Seton Hall (12/8/18)	
Career	4, 3x, last vs. Seton Hall (12/8/18)	
Minutes Played		
Season	35, vs. Seton Hall (12/8/18)	
Career	40, vs. Kansas State (3/22/18)	
MISCELLANEOUS		
	2018-19	CAREER
Dunks	7	47
Double-Figure Scoring Games	4	27
Double-Figure Rebounding Games	3	6
Games With Double-Double	3	6
Games Led UK in Scoring	3	9
Games Led UK in Rebounding	4	11
Games Led UK in Assists	1	4
Games Led UK in Steals	2	12
Games Led UK in Blocks	1	12
Games With 3+ Assists	3	11
Games With 3+ Blocks	1	3
Games With 3+ Steals	1	4
Games With 3+ 3-Pointers	1	1

- Preseason All-SEC First Team selection by the league's media
- Averaging a team-best 8.8 rebounds a game to go along with 14.0 points
- Scored a career-high 29 points in a double-double performance (12 rebounds) against Seton Hall. Also blocked a career-high-tying four shots and tied his season best with four assists in that game
- Became first player since Bam Adebayo in March of 2017 to have consecutive double-doubles. He posted game highs in points (19) and rebounds (11) in win over Winthrop and had 19 points and a career-high 18 rebounds (the third most ever by a John Calipari player at Kentucky) vs. VMI
- Scored a career-high 25 points, including a career-best four 3-pointers, in the win over North Dakota in just 17 minutes
- On the Naismith Trophy, Wooden Award and NABC National Player of the Year watch lists
- Named to the Naismith Memorial Basketball Hall of Fame's Karl Malone Award preseason watch list (best power forward)
- Led the team with an average of 15.0 points per game over the six-game exhibition slate. He also logged 7.2 rebounds a game with 10 assists, 10 blocks and seven steals
- Declared for the NBA Draft and went through the Draft process before returning for his sophomore season
- Started 30 games last season and led UK with 211 boards

Birthday: August 23
Parents: Sherry and Paul Sr.
Major: Undeclared/exploratory studies in agriculture

Off the court he likes to ...
 Play Fortnite, spend time with friends, talk to loved ones, shop and watch TV

Did you know ...
 He befriended UK football star Josh Allen during a service trip to Marshall County this summer



Game-By-Game Statistics

Opponent	Date	gs	min	Total		3-Pointers		Free throws		Rebounds				pf	a	t/o	blk	stl	pts	avg	
				fg-fga	pct	3fg-fga	pct	ft-fa	pct	off	def	tot	avg								
vs #4/3 Duke	11/6/18	*	17	3-7	.429	1-2	.500	1-2	.500	1	1	2	2.0	5	0	0	0	0	8	8.0	
SOUTHERN ILLINOIS	11/9/18	*	20	1-2	.500	0-0	.000	1-2	.500	2	4	6	4.0	3	1	5	0	0	3	5.5	
NORTH DAKOTA	11/14/18	*	17	9-13	.692	4-5	.800	3-5	.600	1	6	7	5.0	2	1	3	1	1	25	12.0	
VMI	11/18/18	*	33	6-12	.500	0-0	.000	7-9	.778	7	11	18	8.3	0	3	1	0	0	19	13.8	
WINTHROP	11/21/18	*	27	7-11	.636	0-1	.000	5-7	.714	1	10	11	8.8	0	4	3	1	3	19	14.8	
TENNESSEE STATE	11/23/18	*	27	1-6	.167	0-1	.000	4-8	.500	2	5	7	8.5	2	0	1	1	2	6	13.3	
MONMOUTH	11/28/18	*	19	3-6	.500	1-2	.500	1-1	1.000	2	6	8	8.4	5	1	1	0	0	8	12.6	
UNCG	12/1/18	*	28	4-9	.444	1-1	1.000	0-1	.000	3	5	8	8.4	4	2	4	0	0	9	12.1	
vs SETON HALL	12/8/18	*	35	8-15	.533	1-3	.333	12-13	.923	4	8	12	8.8	1	4	2	4	0	29	14.0	
Totals			9	223	42-81	.519	8-15	.533	34-48	.708	23	56	79	8.8	22	16	20	7	6	126	14.0

Games played: 9
 Minutes/game: 24.8
 Points/game: 14.0
 FG Pct: 51.9
 3FG Pct: 53.3
 FT Pct: 70.8

Rebounds/game: 8.8
 Assists/game: 1.8
 Turnovers/game: 2.2
 Assist/turnover ratio: 0.8
 Steals/game: 0.7
 Blocks/game: 0.8

Career Statistics

Year	GP-GS	Min-Avg	FG-FGA	Pct	3FG-FGA	Pct	FT-FTA	Pct	Off-Def-Tot-Avg	PF-FO	Ast	TO	Blk	Stl	Pts	Avg
2017-18	37-30	1012-27.4	135-260	.519	5-21	.238	126-208	.606	67-144-211-5.7	100-4	57	71	31	28	401	10.8
2018-19	9-9	223-24.8	42-81	.519	8-15	.533	34-48	.708	23-56-79-8.8	22-2	16	20	7	6	126	14.0
TOTAL	46-39	1235-26.8	177-341	.519	13-36	.361	160-256	.625	90-200-290-6.3	122-6	73	91	38	34	527	11.5

BX SERIES

GAME ONE

#4/3 DUKE 118, #2/2 KENTUCKY 84

Official Basketball Box Score - Game Totals - Final Statistics

Duke vs Kentucky

11/6/19 8:30 p.m. at Rupp Arena - Lexington, KY

Duke 118 • 1-0

Player	Total	3-Pr	Rebounds	PF	TP	A	To	Bk	Stl	Min
	FG-FGA	FG-FGA	FT-FTA	Off	Def	Off	Def			
01 Zion Williamson	11-13	1-1	5-7	3	4	7	28	2	1	23
02 Cam Reddish	6-14	3-8	7-7	0	2	4	2	3	0	24
03 RJ Barrett	13-26	3-7	4-8	0	4	4	33	6	0	31
20 Marques Bolden	3-4	0-0	1-3	1	4	7	1	0	1	25
05 Tre Jones	2-7	1-1	1-2	0	4	1	6	7	0	31
12 Javin DeLaurier	0-0	0-0	0-0	3	3	4	0	1	2	11
14 Jordan Goldwire	0-0	0-0	0-0	0	0	0	0	0	0	6
15 Alex O'Connell	3-6	3-4	0-0	3	1	9	0	0	0	11
30 Antonio Vrankovic	1-1	0-0	2-2	0	0	3	4	0	0	5
41 Jack White	4-8	1-5	0-0	6	5	11	4	9	3	30
00 Justin Robinson	0-0	0-0	0-0	0	0	0	0	0	0	2
Team	0	0	0	0	0	0	0	0	0	0
Totals	43-79	12-26	20-29	13	25	38	118	22	4	310

FG % 1st Half: 22.40 50.0% 2nd Half: 21.39 50.0% Game: 23.79 54.8%

3FG % 1st Half: 0.00 0.0% 2nd Half: 6.14 42.9% Game: 12.26 46.2%

FT % 1st Half: 9.11 60.2% 2nd Half: 11.16 68.8% Game: 20.29 69.9%

Kentucky 84 • 0-1

Player	Total	3-Pr	Rebounds	PF	TP	A	To	Bk	Stl	Min
	FG-FGA	FG-FGA	FT-FTA	Off	Def	Off	Def			
22 Travis, Reid	6-8	1-1	9-13	4	3	7	22	1	3	30
25 Washington, PJ	3-7	1-2	1-2	1	5	8	0	0	0	16
02 Ashton Hagans	1-3	0-1	0-0	1	1	4	2	3	0	20
03 Johnson, Keldon	8-16	1-3	6-10	1	3	4	23	2	1	30
14 Herro, Tyler	5-11	1-2	5-9	0	9	9	14	5	1	23
00 Quadre Green	0-4	0-2	1-2	0	1	1	1	3	1	16
14 Herro, Tyler	0-4	0-2	1-2	0	1	1	1	3	1	16
00 Green, Quadre	0-0	0-0	0-0	0	0	0	0	0	0	13
00 Hagans, Ashton	0-3	0-2	6-6	0	1	2	5	1	0	19
00 Immanuel, Quikley	4-6	0-0	0-0	3	3	6	4	8	1	22
23 Montgomery, EJ	4-6	0-0	0-0	3	3	6	4	8	1	22
Team	26-59	4-17	28-38	11	26	37	84	17	5	110

FG % 1st Half: 13.32 40.6% 2nd Half: 13.27 48.1% Game: 26.59 44.1%

3FG % 1st Half: 0.00 0.0% 2nd Half: 2.37 45.8% Game: 4.17 23.8%

FT % 1st Half: 15.21 71.4% 2nd Half: 19.17 76.5% Game: 28.59 73.7%

Officials: Ron Groover, Doug Shoss, Jeff Clark

Technical fouls: Duke-None; Kentucky-Jack White.

Attendance: 18907

Score by periods	1st	2nd	Total
Duke	59	59	118
Kentucky	42	42	84

Points	In	Off	2nd	Fast
UK	18	17	0	3
UK	28	18	3	15

Last FG: DU 2nd-00:40, UK 2nd-00:30. Largest lead: DU by 27 at 11:45, UK None. DU led for 39:25, UK led for 00:00. Game was tied for 00:35.

Score tied 8 times. Lead changed 0 times.

GAME TWO

#2/2 KENTUCKY 71, SOUTHERN ILLINOIS 59

Official Basketball Box Score - Game Totals - Final Statistics

Southern Illinois vs Kentucky

11/9/19 7:00 p.m. at Rupp Arena - Lexington, KY

Southern Illinois 59 • 0-1

Player	Total	3-Pr	Rebounds	PF	TP	A	To	Bk	Stl	Min	
	FG-FGA	FG-FGA	FT-FTA	Off	Def	Off	Def				
33 Pippen, Marcus	7-15	0-0	2-3	3	4	7	4	16	3	1	32
03 Bartley, Kevin	2-4	1-3	0-0	0	1	1	4	5	4	0	36
10 Cook, Aaron	7-12	2-3	2-4	0	0	2	18	2	4	0	37
13 Lloyd, Sean	2-6	0-2	2-3	0	1	3	6	1	3	0	25
22 Fletcher, Armon	2-4	2-3	2-2	1	2	3	5	8	0	1	15
04 McGill, Eric	2-6	0-2	0-0	1	0	1	3	2	0	1	26
05 Beane, Darius	0-3	0-2	0-0	0	1	0	1	0	0	0	7
24 Stradnick, Rudy	0-2	0-1	0-0	1	0	1	0	1	0	0	5
25 Goody, Brendon	0-0	0-0	0-0	0	0	0	0	0	0	0	4
40 Bol, Thik	1-4	0-0	0-0	3	2	2	1	0	1	0	17
Team	0	0	0	0	0	0	0	0	0	0	0
Totals	23-56	5-16	8-12	7	12	29	59	13	2	70	

FG % 1st Half: 12-29 41.4% 2nd Half: 11-27 40.7% Game: 28-56 41.1%

3FG % 1st Half: 4-9 44.4% 2nd Half: 1-3 43.8% Game: 5-16 31.3%

FT % 1st Half: 0-1 0.0% 2nd Half: 8-11 72.7% Game: 8-12 66.7%

Kentucky 71 • 1-1

Player	Total	3-Pr	Rebounds	PF	TP	A	To	Bk	Stl	Min		
	FG-FGA	FG-FGA	FT-FTA	Off	Def	Off	Def					
22 Travis, Reid	1-2	0-0	4-6	2	3	5	2	6	1	0	14	
25 Washington, PJ	1-2	0-0	1-2	4	6	3	3	1	5	0	20	
03 Johnson, Keldon	5-10	0-2	3-7	0	4	4	15	2	3	0	32	
05 Quikley, Immanuel	6-10	2-4	1-2	0	0	2	10	2	0	2	31	
14 Herro, Tyler	0-6	0-2	0-0	1	2	3	1	0	1	0	20	
00 Green, Quadre	4-8	2-5	4-5	0	0	0	14	3	2	0	26	
00 Hagans, Ashton	0-0	0-0	0-0	3	3	0	3	2	0	13		
00 Richards, Nick	3-8	2-3	9-10	19	2	8	13	3	0	27		
23 Montgomery, EJ	4-8	0-0	2-3	4	3	7	1	10	1	2	17	
Team	24-54	4-14	19-27	18	30	48	15	7	11	9	5	200

FG % 1st Half: 10-24 41.7% 2nd Half: 14-30 46.7% Game: 24-54 44.4%

3FG % 1st Half: 1-5 20.0% 2nd Half: 3-9 33.3% Game: 4-14 28.6%

FT % 1st Half: 15-21 71.4% 2nd Half: 9-13 69.2% Game: 19-27 70.4%

Officials: Don Daily, Tony Ilione, KB Burdett, Jr.

Technical fouls: Kentucky-None; Kentucky-None.

Attendance: 20277

Score by periods	1st	2nd	Total
Southern Illinois	28	31	59
Kentucky	31	40	71

Points	In	Off	2nd	Fast
SIU	28	19	8	6
SIU	30	19	8	32

Last FG: SIU 2nd-02:38, UK 2nd-00:34. Largest lead: SIU by 8 at 16:11, UK by 12 at 00:24. SIU led for 19:31, UK led for 17:40. Game was tied for 02:49.

Score tied 3 times. Lead changed 5 times.

GAME FIVE

#10/10 KENTUCKY 87, WINTHROP 74

Official Basketball Box Score - Game Totals - Final Statistics

Winthrop vs Kentucky

11/21/18 1:00 p.m. at Rupp Arena - Lexington, KY

Winthrop 74 • 2-3

Player	Total	3-Pr	Rebounds	PF	TP	A	To	Bk	Stl	Min		
	FG-FGA	FG-FGA	FT-FTA	Off	Def	Off	Def					
25 Ferguson, Josh	4-9	3-5	0-0	1	7	8	3	11	2	4	0	36
03 Smith, Nych	2-10	0-2	0-0	0	2	2	1	4	2	0	0	26
03 Anumba, Michael	4-4	0-1	2-3	1	1	8	4	1	1	0	18	
00 Brown, Bjorn	2-9	2-7	0-0	0	2	3	6	0	1	0	30	
11 Zunic, Yick	4-4	2-2	0-2	0	0	1	10	2	1	0	18	
03 Falden, Charles	5-8	2-2	0-0	0	0	3	3	1	1	0	21	
14 Pickett, Adam	8-8	2-2	0-0	4	4	4	10	5	7	0	24	
00 Edwards, Jermaine	1-2	0-0	0-0	0	1	1	1	0	0	0	13	
22 Awad, Austin	4-7	1-6	0-0	0	1	3	11	0	0	0	17	
30 Scerbinas, Raivis	1-1	0-0	0-0	0	1	1	3	1	0	0	3	
Team	0	0	0	0	0	0	0	0	0	0	0	
Totals	28-59	13-28	5-8	2	20	22	74	16	19	0	4	200

FG % 1st Half: 14-33 42.4% 2nd Half: 14-26 53.8% Game: 28-59 47.5%

3FG % 1st Half: 7-17 41.2% 2nd Half: 6-11 54.5% Game: 13-28 46.4%

FT % 1st Half: 2-5 40.0% 2nd Half: 3-3 100.0% Game: 5-8 62.5%

Officials: Todd Austin, Will Howard, K.B. Burdett, Jr.

Technical fouls: Winthrop-None; Kentucky-Nick Richards.

Attendance: 20070

Score by periods	1st	2nd	Total
Winthrop	37	37	74
Kentucky	33	41	74

Points	In	Off	2nd	Fast
WINT	24	27	6	3
WINT	42	27	6	39

Last FG: WINTHROP 2nd-00:25, UK 2nd-03:14. Largest lead: WINTHROP by 14 at 19:07, UK by 26 at 12:44. WINTHROP led for 00:21, UK for 39:22. Game was tied for 01:17.

Score tied 0 times. Lead changed 2 times.

GAME FOUR

#10/10 KENTUCKY 92, VMI 82

Official Basketball Box Score - Game Totals - Final Statistics

VMI vs Kentucky

11/18/18 6:00 p.m. at Rupp Arena - Lexington, KY

VMI 82 • 3-2

Player	Total	3-Pr	Rebounds	PF	TP	A	To	Bk	Stl	Min	
	FG-FGA	FG-FGA	FT-FTA	Off	Def	Off	Def				
15 Lewis, Myles	1-4	0-0	0-0	4	3	4	2	1	0	0	14
25 Creamer, Tyler	4-7	3-4	2-2	1	4	5	13	1	0	0	23
03 Gilleson, Garrett	5-8	3-5	0-0	2	6	4	13	2	2	0	33
03 Parmham, Bubba	11-20	10-16	3-3	1	2	3	43	3	3	0	38
05 Parmham, Greg	4-12	2-8	0-0	0	2	1	10	2	0	0	34
04 Falt, Trajan	0-0	0-0	0-0	0	0	0	1	0	0	0	3
12 Bond, TaVonnie	0-1	0-0	0-0	0	0	0	0	0	0	0	7
01 Arnold, Connor	0-0	0-0	0-0	0	0	0	0	0	0	0	7
31 Peters, Austin	3-9	0-4	0-0	0	2	4	5	3	2	0	28
24 Stephens, Jake	1-1	1-1	0-0	0	0	5	3	0	1	0	17
Team	0	0	0	0	0	0	0	0	0	0	0
Totals	29-62	19-38	5-5	6	16	22	62	14	13	1	200

FG % 1st Half: 15-36 41.7% 2nd Half: 14-23 51.5% Game: 29-62 46.8%

3FG % 1st Half: 7-18 38.9% 2nd Half: 12-24 50.0% Game: 19-38 50.0%

FT % 1st Half: 3-3 100.0% 2nd Half: 2-2 100.0% Game: 5-5 100.0%

Officials: Anthony Jordan, Owen Shortt, Josue Nieves

Technical fouls: VMI-None; Kentucky-None.

Attendance: 20207

Score by periods	1st	2nd	Total
VMI	34	48	82
Kentucky	48	44	92

Points	In	Off	2nd	Fast
VMI <th>14<th>18<th>3<td>2</td></th></th></th>	14 <th>18<th>3<td>2</td></th></th>	18 <th>3<td>2</td></th>	3 <td>2</td>	2
VMI	18	18	3	9

Last FG: VMI 2nd-00:42, UK 2nd-01:30. Largest lead: VMI by 2 at 14:49, UK by 19 at 12:45. VMI led for 02:20, UK for 39:33. Game was tied for 05:47.

Score tied 6 times. Lead changed 8 times.

GAME SIX

#10/10 KENTUCKY VS. TENNESSEE STATE

Official Basketball Box Score - Game Totals - Final Statistics

Tennessee State vs Kentucky

11/23/18 7:00 p.m. at Rupp Arena - Lexington, KY

Tennessee State 62 • 4-2

Player	Total	3-Pr	Rebounds	PF	TP	A	To	Bk	Stl	Min	
	FG-FGA	FG-FGA	FT-FTA	Off	Def	Off	Def				
02 Eubata, Emmanuel	4-10	0-0	5-7	1	5	6	4	13	1	0	30
20 Chaffee, Jr., Stokley	3-4	0-0	4-4	0	2	2	6	4	0	0	22
03 Chaney, Arman	1-6	0-3	0-0	1	1	3	2	4	2	0	24
03 Fitzpatrick-Dorsey	8-14	2-5	0-2	1	3	4	3	18	2	4	



2018-19 Kentucky Men's Basketball
 Kentucky Combined Team Statistics (as of Dec 09, 2018)
 All games



RECORD:	OVERALL	HOME	AWAY	NEUTRAL
ALL GAMES	7-2	7-0	0-0	0-2
CONFERENCE	0-0	0-0	0-0	0-0
NON-CONFERENCE	7-2	7-0	0-0	0-2

#	Player	gp-gs	min	avg	Total		3-Point		F-Throw		Rebounds				pf	dq	a	to	blk	stl	pts	avg	
					fg-fga	fg%	3fg-fga	3fg%	ft-fga	ft%	off	def	tot	avg									
03	Keldon Johnson	9-9	287	31.9	44-88	.500	8-25	.320	41-60	.683	13	41	54	6.0	19	0	13	17	1	5	137	15.2	
22	Travis, Reid	9-6	236	26.2	39-67	.582	4-7	.571	48-64	.750	24	37	61	6.8	22	1	10	17	7	4	130	14.4	
25	Washington, PJ	9-9	223	24.8	42-81	.519	8-15	.533	34-48	.708	23	56	79	8.8	22	2	16	20	7	6	126	14.0	
14	Herro, Tyler	9-9	236	26.2	38-91	.418	12-44	.273	16-18	.889	3	34	37	4.1	13	0	20	13	6	12	104	11.6	
00	Quade Green	9-0	160	17.8	22-49	.449	11-26	.423	17-19	.895	3	9	12	1.3	7	0	21	21	0	9	72	8.0	
05	Immanuel Quickley	9-7	224	24.9	16-40	.400	6-21	.286	26-31	.839	1	17	18	2.0	9	0	17	10	0	5	64	7.1	
23	Montgomery, EJ	9-1	170	18.9	23-47	.489	0-2	.000	9-13	.692	20	22	42	4.7	21	0	5	12	13	2	55	6.1	
04	Nick Richards	9-2	108	12.0	15-24	.625	0-0	.000	7-9	.778	16	18	34	3.8	20	1	1	11	12	0	37	4.1	
02	Ashton Hagans	9-2	176	19.6	12-27	.444	1-7	.143	8-10	.800	3	8	11	1.2	16	0	24	16	3	9	33	3.7	
10	David, Jonny	2-0	4	2.0	0-0	.000	0-0	.000	0-0	.000	1	0	1	0.5	0	0	0	0	0	0	0	0.0	
13	Baker, Jemarl	1-0	1	1.0	0-0	.000	0-0	.000	0-0	.000	0	0	0	0.0	0	0	0	0	0	0	0	0.0	
Team											17	5	22										
Total.....		9	1825		251-514	.488	50-147	.340	206-272	.757	124	247	371	41.2	149	4	127	137	49	52	758	84.2	
Opponents.....		9	1825		231-542	.426	82-205	.400	98-143	.685	78	156	234	26.0	208	-	110	131	22	55	642	71.3	

TEAM STATISTICS	UK	OPP	Date	Opponent	Score	Att.	
SCORING	758	642	1	11/6/18	vs #4/3 Duke	L 84-118	18907
Points per game	84.2	71.3		11/9/18	SOUTHERN ILLINOIS	w 71-59	20277
Scoring margin	+12.9	-	2	11/14/18	NORTH DAKOTA	w 96-58	18555
FIELD GOALS-ATT	251-514	231-542	2	11/18/18	VMI	w 92-82	20207
Field goal pct	.488	.426	2	11/21/18	WINTHROP	w 87-74	20070
3 POINT FG-ATT	50-147	82-205	2	11/23/18	TENNESSEE STATE	w 77-62	20224
3-point FG pct	.340	.400		11/28/18	MONMOUTH	w 90-44	18680
3-pt FG made per game	5.6	9.1		12/1/18	UNCG	w 78-61	21853
FREE THROWS-ATT	206-272	98-143	3	12/8/18	vs Seton Hall	Lot 83-84	10244
Free throw pct	.757	.685					
F-Throws made per game	22.9	10.9	* = Conference game				
REBOUNDS	371	234	1 = State Farm Champions Classic Bankers Life Fieldhouse (Indianapolis)				
Rebounds per game	41.2	26.0	2 = Ohio Valley Hardwood Showcase Rupp Arena (Lexington, Ky.)				
Rebounding margin	+15.2	-	3 = Citi Hoops Classic Madison Square Garden (New York)				
ASSISTS	127	110					
Assists per game	14.1	12.2					
TURNOVERS	137	131					
Turnovers per game	15.2	14.6					
Turnover margin	-0.7	-					
Assist/turnover ratio	0.9	0.8					
STEALS	52	55					
Steals per game	5.8	6.1					
BLOCKS	49	22					
Blocks per game	5.4	2.4					
ATTENDANCE	139866	29151					
Home games-Avg/Game	7-19981	0-0					
Neutral site-Avg/Game	-	2-14576					

Score by Periods	1st	2nd	OT	Totals
Kentucky	365	380	13	758
Opponents	297	331	14	642



2018-19 Kentucky Men's Basketball
 Kentucky Category Leaders (as of Dec 09, 2018)
 All games



Points	G	Pts	Pts/G	Scoring Average	G	Pts	Avg/G
Keldon Johnson	9	137	15.2	Keldon Johnson	9	137	15.2
Travis, Reid	9	130	14.4	Travis, Reid	9	130	14.4
Washington, PJ	9	126	14.0	Washington, PJ	9	126	14.0
Herro, Tyler	9	104	11.6	Herro, Tyler	9	104	11.6
Quade Green	9	72	8.0	Quade Green	9	72	8.0
Immanuel Quickley	9	64	7.1	Immanuel Quickley	9	64	7.1
Montgomery, EJ	9	55	6.1	Montgomery, EJ	9	55	6.1
Nick Richards	9	37	4.1	Nick Richards	9	37	4.1
Ashton Hagans	9	33	3.7	Ashton Hagans	9	33	3.7
				Baker, Jemarl	1	0	0.0
				David, Jonny	2	0	0.0

FG Percentage	FG	Att	Pct	Field Goal Attempts	G	Att	Att/G
Nick Richards	15	24	.625	Herro, Tyler	9	91	10.1
Travis, Reid	39	67	.582	Keldon Johnson	9	88	9.8
Washington, PJ	42	81	.519	Washington, PJ	9	81	9.0
Keldon Johnson	44	88	.500	Travis, Reid	9	67	7.4
Montgomery, EJ	23	47	.489	Quade Green	9	49	5.4
Quade Green	22	49	.449				
Ashton Hagans	12	27	.444	Field Goals Made	G	Made	Made/G
Herro, Tyler	38	91	.418	Keldon Johnson	9	44	4.9
Immanuel Quickley	16	40	.400	Washington, PJ	9	42	4.7
				Travis, Reid	9	39	4.3
				Herro, Tyler	9	38	4.2
				Montgomery, EJ	9	23	2.6

3-Point Percentage	3FG	Att	Pct	3-Point FG Attempts	G	Att	Att/G
Travis, Reid	4	7	.571	Herro, Tyler	9	44	4.9
Washington, PJ	8	15	.533	Quade Green	9	26	2.9
Quade Green	11	26	.423	Keldon Johnson	9	25	2.8
Keldon Johnson	8	25	.320	Immanuel Quickley	9	21	2.3
Immanuel Quickley	6	21	.286	Washington, PJ	9	15	1.7
Herro, Tyler	12	44	.273				
Ashton Hagans	1	7	.143	3-Point FG Made	G	Made	Made/G
Montgomery, EJ	0	2	.000	Herro, Tyler	9	12	1.3
				Quade Green	9	11	1.2
				Washington, PJ	9	8	0.9
				Keldon Johnson	9	8	0.9
				Immanuel Quickley	9	6	0.7

Free Throw Percent	FG	Att	Pct	Free Throw Attempts	G	Att	Att/G
Quade Green	17	19	.895	Travis, Reid	9	64	7.1
Herro, Tyler	16	18	.889	Keldon Johnson	9	60	6.7
Immanuel Quickley	26	31	.839	Washington, PJ	9	48	5.3
Ashton Hagans	8	10	.800	Immanuel Quickley	9	31	3.4
Nick Richards	7	9	.778	Quade Green	9	19	2.1
Travis, Reid	48	64	.750				
Washington, PJ	34	48	.708	Free Throws Made	G	Made	Made/G
Montgomery, EJ	9	13	.692	Travis, Reid	9	48	5.3
Keldon Johnson	41	60	.683	Keldon Johnson	9	41	4.6
				Washington, PJ	9	34	3.8
				Immanuel Quickley	9	26	2.9
				Quade Green	9	17	1.9



2018-19 Kentucky Men's Basketball
 Kentucky Category Leaders (as of Dec 09, 2018)
 All games



Rebounds	G	Reb	Reb/G	Assists	G	No.	Ast/G
Washington, PJ	9	79	8.8	Ashton Hagans	9	24	2.7
Travis, Reid	9	61	6.8	Quade Green	9	21	2.3
Keldon Johnson	9	54	6.0	Herro, Tyler	9	20	2.2
Montgomery, EJ	9	42	4.7	Immanuel Quickley	9	17	1.9
Herro, Tyler	9	37	4.1	Washington, PJ	9	16	1.8

Rebound Average	G	Reb	Avg/G	Steals	G	No.	Stl/G
Washington, PJ	9	79	8.8	Herro, Tyler	9	12	1.3
Travis, Reid	9	61	6.8	Ashton Hagans	9	9	1.0
Keldon Johnson	9	54	6.0	Quade Green	9	9	1.0
Montgomery, EJ	9	42	4.7	Washington, PJ	9	6	0.7
Herro, Tyler	9	37	4.1	Keldon Johnson	9	5	0.6
				Immanuel Quickley	9	5	0.6

Offensive Rebounds	G	No.	Avg/G	Blocked Shots	G	No.	Blk/G
Travis, Reid	9	24	2.7	Montgomery, EJ	9	13	1.4
Washington, PJ	9	23	2.6	Nick Richards	9	12	1.3
Montgomery, EJ	9	20	2.2	Travis, Reid	9	7	0.8
Nick Richards	9	16	1.8	Washington, PJ	9	7	0.8
Keldon Johnson	9	13	1.4	Herro, Tyler	9	6	0.7

Defensive Rebounds	G	No.	Avg/G	Minutes	G	No.	Min/G
Washington, PJ	9	56	6.2	Keldon Johnson	9	287	31.9
Keldon Johnson	9	41	4.6	Herro, Tyler	9	236	26.2
Travis, Reid	9	37	4.1	Travis, Reid	9	236	26.2
Herro, Tyler	9	34	3.8	Immanuel Quickley	9	224	24.9
Montgomery, EJ	9	22	2.4	Washington, PJ	9	223	24.8

Fouls	G	No.	Per/G	Turnovers	G	No.	TO/G
Washington, PJ	9	22	2.4	Quade Green	9	21	2.3
Travis, Reid	9	22	2.4	Washington, PJ	9	20	2.2
Montgomery, EJ	9	21	2.3	Travis, Reid	9	17	1.9
Nick Richards	9	20	2.2	Keldon Johnson	9	17	1.9
Keldon Johnson	9	19	2.1	Ashton Hagans	9	16	1.8

Foulsouts	G	No.
Washington, PJ	9	2
Nick Richards	9	1
Travis, Reid	9	1



2018-19 Kentucky Men's Basketball
 Kentucky Overall/Conference Statistics (as of Dec 09, 2018)
 All games



SUMMARY	Overall Statistics										Conference Statistics									
	gp-gs	min/g	fg%	3fg%	ft%	r/g	a/g	stl	blk	pts/g	gp-gs	min/g	fg%	3fg%	ft%	r/g	a/g	stl	blk	pts/g
Keldon Johnson	9-9	31.9	.500	.320	.683	6.0	1.4	5	1	15.2										
Travis, Reid	9-6	26.2	.582	.571	.750	6.8	1.1	4	7	14.4										
Washington, PJ	9-9	24.8	.519	.533	.708	8.8	1.8	6	7	14.0										
Herro, Tyler	9-9	26.2	.418	.273	.889	4.1	2.2	12	6	11.6										
Quade Green	9-0	17.8	.449	.423	.895	1.3	2.3	9	0	8.0										
Immanuel Quickley	9-7	24.9	.400	.286	.839	2.0	1.9	5	0	7.1										
Montgomery, EJ	9-1	18.9	.489	.000	.692	4.7	0.6	2	13	6.1										
Nick Richards	9-2	12.0	.625	.000	.778	3.8	0.1	0	12	4.1										
Ashton Hagans	9-2	19.6	.444	.143	.800	1.2	2.7	9	3	3.7										
David, Jonny	2-0	2.0	.000	.000	.000	0.5	0.0	0	0	0.0										
Baker, Jemarl	1-0	1.0	.000	.000	.000	0.0	0.0	0	0	0.0										
Totals	9		.488	.340	.757	41.2	14.1	52	49	84.2	0		.000	.000	.000	0.0	0.0	0	0	0.0
Opponent	9		.426	.400	.685	26.0	12.2	55	22	71.3	0		.000	.000	.000	0.0	0.0	0	0	0.0

SCORING	Overall Statistics								Conference Statistics							
	fg-fga	fg%	3fg-fga	3fg%	ft-fta	ft%	pts	pts/g	fg-fga	fg%	3fg-fga	3fg%	ft-fta	ft%	pts	pts/g
Keldon Johnson	44-88	.500	8-25	.320	41-60	.683	137	15.2								
Travis, Reid	39-67	.582	4-7	.571	48-64	.750	130	14.4								
Washington, PJ	42-81	.519	8-15	.533	34-48	.708	126	14.0								
Herro, Tyler	38-91	.418	12-44	.273	16-18	.889	104	11.6								
Quade Green	22-49	.449	11-26	.423	17-19	.895	72	8.0								
Immanuel Quickley	16-40	.400	6-21	.286	26-31	.839	64	7.1								
Montgomery, EJ	23-47	.489	0-2	.000	9-13	.692	55	6.1								
Nick Richards	15-24	.625	0-0	.000	7-9	.778	37	4.1								
Ashton Hagans	12-27	.444	1-7	.143	8-10	.800	33	3.7								
David, Jonny	0-0	.000	0-0	.000	0-0	.000	0	0.0								
Baker, Jemarl	0-0	.000	0-0	.000	0-0	.000	0	0.0								
Totals	251-514	.488	50-147	.340	206-272	.757	758	84.2	0-0	.000	0-0	.000	0-0	.000	0	0.0
Opponent	231-542	.426	82-205	.400	98-143	.685	642	71.3	0-0	.000	0-0	.000	0-0	.000	0	0.0

TOTALS	Overall Statistics										Conference Statistics									
	o-reb	d-reb	total	pf	fo	a	to	a/to	hi	pts	o-reb	d-reb	total	pf	fo	a	to	a/to	hi	pts
Keldon Johnson	13	41	54	19	0	13	17	0.8	27											
Travis, Reid	24	37	61	22	1	10	17	0.6	22											
Washington, PJ	23	56	79	22	2	16	20	0.8	29											
Herro, Tyler	3	34	37	13	0	20	13	1.5	18											
Quade Green	3	9	12	7	0	21	21	1.0	17											
Immanuel Quickley	1	17	18	9	0	17	10	1.7	15											
Montgomery, EJ	20	22	42	21	0	5	12	0.4	10											
Nick Richards	16	18	34	20	1	1	11	0.1	10											
Ashton Hagans	3	8	11	16	0	24	16	1.5	8											
David, Jonny	1	0	1	0	0	0	0	0.0	0											
Baker, Jemarl	0	0	0	0	0	0	0	0.0	0											
Totals	124	247	371	149	4	127	137	0.9	96	0	0	0	0	0	0	0	0	0.0	0	
Opponent	78	156	234	208	-	110	131	0.8	118	0	0	0	0	-	0	0	0	0.0	0	



2018-19 Kentucky Men's Basketball
 Kentucky Team Game-by-Game (as of Dec 09, 2018)
 All games



TEAM STATISTICS

Opponent	Date	Score		Total		3-Pointers		Free throws		Rebounds				pf	a	t/o	blk	stl	pts	avg
				fg-fga	pct	3fg-fga	pct	ft-fa	pct	off	def	tot	avg							
vs #4/3 Duke	11/6/18	84-118	L	26-59	.441	4-17	.235	28-38	.737	11	26	37	37.0	25	17	15	5	1	84	84.0
SOUTHERN ILLINOIS	11/9/18	71-59	W	24-54	.444	4-14	.286	19-27	.704	18	30	48	42.5	15	11	19	6	5	71	77.5
NORTH DAKOTA	11/14/18	96-58	W	33-62	.532	6-13	.462	24-30	.800	19	26	45	43.3	15	15	13	5	12	96	83.7
VMI	11/18/18	92-82	W	29-59	.492	5-14	.357	29-35	.829	18	25	43	43.2	12	15	11	6	6	92	85.8
WINTHROP	11/21/18	87-74	W	31-55	.564	7-18	.389	18-24	.750	7	30	37	42.0	16	20	19	6	8	87	86.0
TENNESSEE STATE	11/23/18	77-62	W	23-52	.442	4-15	.267	27-41	.659	14	23	37	41.2	14	8	14	5	4	77	84.5
MONMOUTH	11/28/18	90-44	W	30-53	.566	10-24	.417	20-23	.870	9	31	40	41.0	16	15	14	5	8	90	85.3
UNCG	12/1/18	78-61	W	28-58	.483	5-12	.417	17-24	.708	15	31	46	41.6	15	12	17	4	5	78	84.4
vs Seton Hall	12/8/18	83-84	Lot	27-62	.435	5-20	.250	24-30	.800	13	25	38	41.2	21	14	15	7	3	83	84.2
Kentucky		758		251-514	.488	50-147	.340	206-272	.757	124	247	371	41.2	149	127	137	49	52	758	84.2
Opponents		642		231-542	.426	82-205	.400	98-143	.685	78	156	234	26.0	208	110	131	22	55	642	71.3

Games played: 9
 Points/game: 84.2
 FG Pct: 48.8
 3FG Pct: 34.0
 FT Pct: 75.7

Rebounds/game: 41.2
 Assists/game: 14.1
 Turnovers/game: 15.2
 Assist/turnover ratio: 0.9
 Steals/game: 5.8
 Blocks/game: 5.4



2018-19 Kentucky Men's Basketball
 Kentucky Opponent Game-by-Game (as of Dec 09, 2018)
 All games



OPPONENT STATISTICS

Opponent	Date	Score		Total		3-Pointers		Free throws		Rebounds				pf	a	t/o	blk	stl	pts	avg
				fg-fga	pct	3fg-fga	pct	ft-fga	pct	off	def	tot	avg							
vs #4/3 Duke	11/6/18	84-118	L	43-79	.544	12-26	.462	20-29	.690	13	25	38	38.0	26	22	4	3	10	118	118.0
SOUTHERN ILLINOIS	11/9/18	71-59	W	23-56	.411	5-16	.313	8-12	.667	7	12	19	28.5	24	13	13	2	7	59	88.5
NORTH DAKOTA	11/14/18	96-58	W	19-48	.396	7-19	.368	13-18	.722	5	10	15	24.0	19	8	20	5	5	58	78.3
VMI	11/18/18	92-82	W	29-62	.468	19-38	.500	5-5	1.000	6	16	22	23.5	26	14	13	1	2	82	79.2
WINTHROP	11/21/18	87-74	W	28-59	.475	13-28	.464	5-8	.625	2	20	22	23.2	21	16	19	0	4	74	78.2
TENNESSEE STATE	11/23/18	77-62	W	22-54	.407	6-16	.375	12-19	.632	10	18	28	24.0	29	11	19	1	5	62	75.5
MONMOUTH	11/28/18	90-44	W	16-58	.276	2-16	.125	10-16	.625	13	12	25	24.1	21	4	16	2	6	44	71.0
UNCG	12/1/18	78-61	W	24-67	.358	7-20	.350	6-10	.600	12	18	30	24.9	17	7	11	3	8	61	69.8
vs Seton Hall	12/8/18	83-84	Lot	27-59	.458	11-26	.423	19-26	.731	10	25	35	26.0	25	15	16	5	8	84	71.3
Opponents		642		231-542	.426	82-205	.400	98-143	.685	78	156	234	26.0	208	110	131	22	55	642	71.3
Kentucky		758		251-514	.488	50-147	.340	206-272	.757	124	247	371	41.2	149	127	137	49	52	758	84.2

Games played: 9
 Points/game: 71.3
 FG Pct: 42.6
 3FG Pct: 40.0
 FT Pct: 68.5

Rebounds/game: 26.0
 Assists/game: 12.2
 Turnovers/game: 14.6
 Assist/turnover ratio: 0.8
 Steals/game: 6.1
 Blocks/game: 2.4



2018-19 Kentucky Men's Basketball
Kentucky Team High/Low Analysis (as of Dec 09, 2018)
All games



Kentucky - TEAM GAME HIGHS

POINTS	96		NORTH DAKOTA (11/14/18)
	92		VMI (11/18/18)
	90		MONMOUTH (11/28/18)
	87		WINTHROP (11/21/18)
	84		vs #4/3 Duke (11/6/18)
FIELD GOALS MADE	33		NORTH DAKOTA (11/14/18)
	31		WINTHROP (11/21/18)
FIELD GOAL ATTEMPTS	62		vs Seton Hall (12/8/18)
	62		NORTH DAKOTA (11/14/18)
FIELD GOAL PERCENTAGE	.566	(30-53)	MONMOUTH (11/28/18)
	.564	(31-55)	WINTHROP (11/21/18)
3 PT FIELD GOALS MADE	10		MONMOUTH (11/28/18)
	7		WINTHROP (11/21/18)
3 PT FG ATTEMPTS	24		MONMOUTH (11/28/18)
	20		vs Seton Hall (12/8/18)
3 PT FG PERCENTAGE	.462	(6-13)	NORTH DAKOTA (11/14/18)
	.417	(10-24)	MONMOUTH (11/28/18)
	.417	(5-12)	UNCG (12/1/18)
FREE THROWS MADE	29		VMI (11/18/18)
	28		vs #4/3 Duke (11/6/18)
FREE THROW ATTEMPTS	41		TENNESSEE STATE (11/23/18)
	38		vs #4/3 Duke (11/6/18)
FREE THROW PERCENTAGE	.870	(20-23)	MONMOUTH (11/28/18)
	.829	(29-35)	VMI (11/18/18)
REBOUNDS	48		SOUTHERN ILLINOIS (11/9/18)
	46		UNCG (12/1/18)
ASSISTS	20		WINTHROP (11/21/18)
	17		vs #4/3 Duke (11/6/18)
STEALS	12		NORTH DAKOTA (11/14/18)
	8		MONMOUTH (11/28/18)
	8		WINTHROP (11/21/18)
BLOCKED SHOTS	7		vs Seton Hall (12/8/18)
	6		WINTHROP (11/21/18)
	6		VMI (11/18/18)
	6		SOUTHERN ILLINOIS (11/9/18)
TURNOVERS	19		WINTHROP (11/21/18)
	19		SOUTHERN ILLINOIS (11/9/18)
FOULS	25		vs #4/3 Duke (11/6/18)
	21		vs Seton Hall (12/8/18)



2018-19 Kentucky Men's Basketball
Kentucky High/Low Analysis (as of Dec 09, 2018)
All games



Opponent - GAME HIGHS

POINTS	118		vs #4/3 Duke (11/6/18)
	84		vs Seton Hall (12/8/18)
	82		VMI (11/18/18)
	74		WINTHROP (11/21/18)
	62		TENNESSEE STATE (11/23/18)
FIELD GOALS MADE	43		vs #4/3 Duke (11/6/18)
	29		VMI (11/18/18)
FIELD GOAL ATTEMPTS	79		vs #4/3 Duke (11/6/18)
	67		UNCG (12/1/18)
FIELD GOAL PERCENTAGE	.544	(43-79)	vs #4/3 Duke (11/6/18)
	.475	(28-59)	WINTHROP (11/21/18)
3 PT FIELD GOALS MADE	19		VMI (11/18/18)
	13		WINTHROP (11/21/18)
3 PT FG ATTEMPTS	38		VMI (11/18/18)
	28		WINTHROP (11/21/18)
3 PT FG PERCENTAGE	.500	(19-38)	VMI (11/18/18)
	.464	(13-28)	WINTHROP (11/21/18)
FREE THROWS MADE	20		vs #4/3 Duke (11/6/18)
	19		vs Seton Hall (12/8/18)
FREE THROW ATTEMPTS	29		vs #4/3 Duke (11/6/18)
	26		vs Seton Hall (12/8/18)
FREE THROW PERCENTAGE	1.000	(5-5)	VMI (11/18/18)
	.731	(19-26)	vs Seton Hall (12/8/18)
REBOUNDS	38		vs #4/3 Duke (11/6/18)
	35		vs Seton Hall (12/8/18)
ASSISTS	22		vs #4/3 Duke (11/6/18)
	16		WINTHROP (11/21/18)
STEALS	10		vs #4/3 Duke (11/6/18)
	8		vs Seton Hall (12/8/18)
	8		UNCG (12/1/18)
BLOCKED SHOTS	5		vs Seton Hall (12/8/18)
	5		NORTH DAKOTA (11/14/18)
TURNOVERS	20		NORTH DAKOTA (11/14/18)
	19		TENNESSEE STATE (11/23/18)
	19		WINTHROP (11/21/18)
FOULS	29		TENNESSEE STATE (11/23/18)
	26		VMI (11/18/18)
	26		vs #4/3 Duke (11/6/18)



2018-19 Kentucky Men's Basketball
 Kentucky High/Low Analysis (as of Dec 09, 2018)
 All games



Kentucky - GAME LOWS

POINTS	71	SOUTHERN ILLINOIS (11/9/18)
	77	TENNESSEE STATE (11/23/18)
	78	UNCG (12/1/18)
	83	vs Seton Hall (12/8/18)
	84	vs #4/3 Duke (11/6/18)
FIELD GOALS MADE	23	TENNESSEE STATE (11/23/18)
	24	SOUTHERN ILLINOIS (11/9/18)
FIELD GOAL ATTEMPTS	52	TENNESSEE STATE (11/23/18)
	53	MONMOUTH (11/28/18)
FIELD GOAL PERCENTAGE	.435 (27-62)	vs Seton Hall (12/8/18)
	.441 (26-59)	vs #4/3 Duke (11/6/18)
3 PT FIELD GOALS MADE	4	vs #4/3 Duke (11/6/18)
	4	SOUTHERN ILLINOIS (11/9/18)
	4	TENNESSEE STATE (11/23/18)
3 PT FG ATTEMPTS	12	UNCG (12/1/18)
	13	NORTH DAKOTA (11/14/18)
3 PT FG PERCENTAGE	.235 (4-17)	vs #4/3 Duke (11/6/18)
	.250 (5-20)	vs Seton Hall (12/8/18)
FREE THROWS MADE	17	UNCG (12/1/18)
	18	WINTHROP (11/21/18)
FREE THROW ATTEMPTS	23	MONMOUTH (11/28/18)
	24	WINTHROP (11/21/18)
	24	UNCG (12/1/18)
FREE THROW PERCENTAGE	.659 (27-41)	TENNESSEE STATE (11/23/18)
	.704 (19-27)	SOUTHERN ILLINOIS (11/9/18)
REBOUNDS	37	vs #4/3 Duke (11/6/18)
	37	WINTHROP (11/21/18)
	37	TENNESSEE STATE (11/23/18)
ASSISTS	8	TENNESSEE STATE (11/23/18)
	11	SOUTHERN ILLINOIS (11/9/18)
STEALS	1	vs #4/3 Duke (11/6/18)
	3	vs Seton Hall (12/8/18)
BLOCKED SHOTS	4	UNCG (12/1/18)
	5	vs #4/3 Duke (11/6/18)
	5	NORTH DAKOTA (11/14/18)
	5	TENNESSEE STATE (11/23/18)
	5	MONMOUTH (11/28/18)
TURNOVERS	11	VMI (11/18/18)
	13	NORTH DAKOTA (11/14/18)
FOULS	12	VMI (11/18/18)
	14	TENNESSEE STATE (11/23/18)



2018-19 Kentucky Men's Basketball
 Kentucky High/Low Analysis (as of Dec 09, 2018)
 All games



Opponent - GAME LOWS

POINTS	44		MONMOUTH (11/28/18)
	58		NORTH DAKOTA (11/14/18)
	59		SOUTHERN ILLINOIS (11/9/18)
	61		UNCG (12/1/18)
	62		TENNESSEE STATE (11/23/18)
FIELD GOALS MADE	16		MONMOUTH (11/28/18)
	19		NORTH DAKOTA (11/14/18)
FIELD GOAL ATTEMPTS	48		NORTH DAKOTA (11/14/18)
	54		TENNESSEE STATE (11/23/18)
FIELD GOAL PERCENTAGE	.276	(16-58)	MONMOUTH (11/28/18)
	.358	(24-67)	UNCG (12/1/18)
3 PT FIELD GOALS MADE	2		MONMOUTH (11/28/18)
	5		SOUTHERN ILLINOIS (11/9/18)
3 PT FG ATTEMPTS	16		SOUTHERN ILLINOIS (11/9/18)
	16		TENNESSEE STATE (11/23/18)
	16		MONMOUTH (11/28/18)
3 PT FG PERCENTAGE	.125	(2-16)	MONMOUTH (11/28/18)
	.313	(5-16)	SOUTHERN ILLINOIS (11/9/18)
FREE THROWS MADE	5		VMI (11/18/18)
	5		WINTHROP (11/21/18)
FREE THROW ATTEMPTS	5		VMI (11/18/18)
	8		WINTHROP (11/21/18)
FREE THROW PERCENTAGE	.600	(6-10)	UNCG (12/1/18)
	.625	(5-8)	WINTHROP (11/21/18)
	.625	(10-16)	MONMOUTH (11/28/18)
REBOUNDS	15		NORTH DAKOTA (11/14/18)
	19		SOUTHERN ILLINOIS (11/9/18)
ASSISTS	4		MONMOUTH (11/28/18)
	7		UNCG (12/1/18)
STEALS	2		VMI (11/18/18)
	4		WINTHROP (11/21/18)
BLOCKED SHOTS	0		WINTHROP (11/21/18)
	1		VMI (11/18/18)
	1		TENNESSEE STATE (11/23/18)
TURNOVERS	4		vs #4/3 Duke (11/6/18)
	11		UNCG (12/1/18)
FOULS	17		UNCG (12/1/18)
	19		NORTH DAKOTA (11/14/18)



2018-19 Kentucky Men's Basketball
 Kentucky Player High/Low Analysis (as of Dec 09, 2018)
 All games



Kentucky - INDIVIDUAL GAME HIGHS

Points	29		Washington, PJ vs Seton Hall (12/8/18)
	27		Johnson, Keldon vs Tennessee State (11/23/18)
	25		Washington, PJ vs North Dakota (11/14/18)
	23		Keldon Johnson vs #4/3 Duke (11/6/18)
	22		Travis, Reid vs UNCG (12/1/18)
Field Goals Made	22		Travis, Reid vs VMI (11/18/18)
	22		Travis, Reid vs #4/3 Duke (11/6/18)
	9		Washington, PJ vs North Dakota (11/14/18)
	8		Washington, PJ vs Seton Hall (12/8/18)
	8		Travis, Reid vs UNCG (12/1/18)
Field Goal Att.	8		Keldon Johnson vs #4/3 Duke (11/6/18)
	16		Travis, Reid vs UNCG (12/1/18)
FG Pct (min 5 made)	16		Keldon Johnson vs #4/3 Duke (11/6/18)
	.750	(6-8)	Travis, Reid vs VMI (11/18/18)
3-Point FG Made	.750	(6-8)	Travis, Reid vs #4/3 Duke (11/6/18)
	4		Green, Quade vs Monmouth (11/28/18)
3-Point FG Att.	4		Washington, PJ vs North Dakota (11/14/18)
	8		Herro, Tyler vs Winthrop (11/21/18)
3-Pt FG Pct (min 2 made)	7		Green, Quade vs Monmouth (11/28/18)
	.800	(4-5)	Washington, PJ vs North Dakota (11/14/18)
	.667	(2-3)	QUICKLEY,IMMANUEL vs Seton Hall (12/8/18)
Free Throws Made	13		Johnson, Keldon vs Tennessee State (11/23/18)
	12		Washington, PJ vs Seton Hall (12/8/18)
Free Throw Att.	18		Johnson, Keldon vs Tennessee State (11/23/18)
	13		Washington, PJ vs Seton Hall (12/8/18)
	13		Travis, Reid vs #4/3 Duke (11/6/18)
FT Pct (min 3 made)	1.000	(6-6)	Quickley, Immanuel vs VMI (11/18/18)
	1.000	(6-6)	Immanuel Quickley vs #4/3 Duke (11/6/18)
	1.000	(5-5)	Herro, Tyler vs #4/3 Duke (11/6/18)
	1.000	(4-4)	Green, Quade vs Winthrop (11/21/18)
	1.000	(4-4)	Green, Quade vs VMI (11/18/18)
	1.000	(3-3)	Hagans, Ashton vs UNCG (12/1/18)
Rebounds	1.000	(3-3)	Herro, Tyler vs North Dakota (11/14/18)
	19		Richards, Nick vs Southern Illinois (11/9/18)
Assists	18		Washington, PJ vs VMI (11/18/18)
	7		Herro, Tyler vs Winthrop (11/21/18)
	5		Green, Quade vs North Dakota (11/14/18)
Steals	5		Herro, Tyler vs #4/3 Duke (11/6/18)
	5		Herro, Tyler vs Monmouth (11/28/18)
Blocked Shots	5		Herro, Tyler vs North Dakota (11/14/18)
	4		Washington, PJ vs Seton Hall (12/8/18)
	3		Richards, Nick vs Monmouth (11/28/18)
Turnovers	3		Montgomery, EJ vs VMI (11/18/18)
	3		Richards, Nick vs Southern Illinois (11/9/18)
	5		Washington, PJ vs Southern Illinois (11/9/18)
	4		Washington, PJ vs UNCG (12/1/18)
	4		Johnson, Keldon vs Monmouth (11/28/18)
Fouls	4		Green, Quade vs Tennessee State (11/23/18)
	4		Travis, Reid vs Winthrop (11/21/18)
	5		Travis, Reid vs Seton Hall (12/8/18)
	5		Washington, PJ vs Monmouth (11/28/18)
	5		Richards, Nick vs North Dakota (11/14/18)
	5		Washington, PJ vs #4/3 Duke (11/6/18)

Minutes	43	JOHNSON,KELDON vs Seton Hall (12/8/18)
	37	Travis, Reid vs UNCG (12/1/18)
	35	Washington, PJ vs Seton Hall (12/8/18)
	35	Herro, Tyler vs UNCG (12/1/18)
	35	Johnson, Keldon vs Tennessee State (11/23/18)



2018-19 Kentucky Men's Basketball
 Kentucky Opponent High/Low Analysis (as of Dec 09, 2018)
 All games



OPPONENT INDIVIDUAL GAME HIGHS

Points	35		Parham, Bubba vs VMI (11/18/18)
	33		R.J. Barrett vs #4/3 Duke (11/6/18)
	28		POWELL,MYLES vs Seton Hall (12/8/18)
	28		Zion Williamson vs #4/3 Duke (11/6/18)
	22		Alonso, Francis vs UNCG (12/1/18)
Field Goals Made	22		Cam Reddish vs #4/3 Duke (11/6/18)
	13		R.J. Barrett vs #4/3 Duke (11/6/18)
	11		Parham, Bubba vs VMI (11/18/18)
Field Goal Att.	11		Zion Williamson vs #4/3 Duke (11/6/18)
	26		R.J. Barrett vs #4/3 Duke (11/6/18)
FG Pct (min 5 made)	20		Parham, Bubba vs VMI (11/18/18)
	.846	(11-13)	Zion Williamson vs #4/3 Duke (11/6/18)
	.625	(5-8)	THOMPSON,TAUREAN vs Seton Hall (12/8/18)
	.625	(5-8)	Pickett, Adam vs Winthrop (11/21/18)
	.625	(5-8)	Gilkeson, Garrett vs VMI (11/18/18)
3-Point FG Made	.625	(5-8)	Rebraca, Filip vs North Dakota (11/14/18)
	10		Parham, Bubba vs VMI (11/18/18)
	6		POWELL,MYLES vs Seton Hall (12/8/18)
3-Point FG Att.	16		Parham, Bubba vs VMI (11/18/18)
	11		POWELL,MYLES vs Seton Hall (12/8/18)
3-Pt FG Pct (min 2 made)	1.000	(2-2)	Davis, Tripp vs Tennessee State (11/23/18)
	1.000	(2-2)	Zunic, Kyle vs Winthrop (11/21/18)
	1.000	(2-2)	Falden, Charles vs Winthrop (11/21/18)
Free Throws Made	7		Cam Reddish vs #4/3 Duke (11/6/18)
	6		CALE,MYLES vs Seton Hall (12/8/18)
	6		Quinn, Diago vs Monmouth (11/28/18)
	8		POWELL,MYLES vs Seton Hall (12/8/18)
Free Throw Att.	8		Quinn, Diago vs Monmouth (11/28/18)
	8		R.J. Barrett vs #4/3 Duke (11/6/18)
	1.000	(7-7)	Cam Reddish vs #4/3 Duke (11/6/18)
	1.000	(6-6)	CALE,MYLES vs Seton Hall (12/8/18)
FT Pct (min 3 made)	1.000	(4-4)	MCKNIGHT,QUINCY vs Seton Hall (12/8/18)
	1.000	(3-3)	Falden, Charles vs Winthrop (11/21/18)
	1.000	(3-3)	Parham, Bubba vs VMI (11/18/18)
	11		Jack White vs #4/3 Duke (11/6/18)
Rebounds	9		McKnight, Kamar vs Tennessee State (11/23/18)
	7		Tre Jones vs #4/3 Duke (11/6/18)
Assists	6		R.J. Barrett vs #4/3 Duke (11/6/18)
	4		MCKNIGHT,QUINCY vs Seton Hall (12/8/18)
Steals	4		Cam Reddish vs #4/3 Duke (11/6/18)
	4		NZEI,MICHAEL vs Seton Hall (12/8/18)
Blocked Shots	3		Dickey, James vs UNCG (12/1/18)
	2		Pickett, Adam vs Winthrop (11/21/18)
Turnovers	7		MCKNIGHT,QUINCY vs Seton Hall (12/8/18)
	6		NZEI,MICHAEL vs Seton Hall (12/8/18)
Fouls	5		RHODEN,JARED vs Seton Hall (12/8/18)
	5		MAMUKELASHVILI,S vs Seton Hall (12/8/18)
	5		Hamilton, Eric vs UNCG (12/1/18)
	5		Dickey, James vs UNCG (12/1/18)
	5		Traore, Mustapha vs Monmouth (11/28/18)
	5		Ukaegbu, Jermaine vs Winthrop (11/21/18)
	5		Stephens, Jake vs VMI (11/18/18)
	5		Fletcher, Armon vs Southern Illinois (11/9/18)