



# KENTUCKY

## WOMEN'S BASKETBALL®



### Kentucky Wildcats vs. Missouri Tigers

Thursday, Jan. 24 - 6:30 p.m. ET - SEC Network  
Memorial Coliseum (8,500) - Lexington, Ky.

UK Athletics Communication and Public Relations · (859) 257-3838 · [www.ukathletics.com](http://www.ukathletics.com)  
Evan Crane ([wesley.crane@uky.edu](mailto:wesley.crane@uky.edu)) and Cami Moore ([camiran.moore@uky.edu](mailto:camiran.moore@uky.edu))

**TV - SEC Network**  
PBP: Pam Ward  
Analyst: Carolyn Peck

**Radio - UK Sports Network**  
PBP: Darren Headrick  
630 AM (Lexington)

**Live Stats**  
[kentucky.statbroadcast.com](http://kentucky.statbroadcast.com)  
password: gocats1819  
(home games only)

**Tickets (home games)**  
[ukathleticstix.com](http://ukathleticstix.com)  
Reserved - \$10  
General Admission - \$8  
Kids/Seniors - \$5

**Follow the Cats - #poWER**  
Twitter: @KentuckyWBB  
Instagram: @KentuckyWBB  
Facebook: /KentuckyWBB

### 2018-19 KENTUCKY WBB SCHEDULE

#### November 2018

2	LINCOLN MEMORIAL <sup>[EXH]</sup>	SEC Network+	W, 101-64
7	ALABAMA STATE	SEC Network+	W, 87-35
11	SOUTHERN	SEC Network+	W, 91-41
15	VIRGINIA*	SEC Network	W, 63-51
18	HIGH POINT	SEC Network+	W, 71-49
22	#17/17 South Florida <sup>(N1)</sup> [A]	FloHoops	W, 85-63
23	(rv) UCLA <sup>(N1)</sup> [H]	FloHoops	W, 75-74 (ot)
24	North Carolina <sup>(N1)</sup> [H]	FloHoops	W, 85-75
28	MOREHEAD STATE	SEC Network+	W, 87-57

#### December 2018

6	RHODE ISLAND	SEC Network+	W, 75-52
9	at #5/4 Louisville	ACC Network Extra	L, 75-80
15	MIDDLE TENNESSEE	SEC Network+	W, 72-55
18	WESTERN CAROLINA	SEC Network+	W, 99-39
21	MURRAY STATE	SEC Network+	W, 88-49
29	SACRED HEART	SEC Network+	W, 71-43

#### January 2019

3	VANDERBILT*	SEC Network+	W, 77-55
6	at #7/6 Mississippi State*	SEC Network	L, 86-71
10	at #13/13 Tennessee*	SEC Network	W, 73-71
13	OLE MISS*	SEC Network	L, 55-49
17	at LSU*	SEC Network+	W, 64-60
24	#25/rv MISSOURI*	SEC Network	6:30 p.m.
27	at #24/25 Texas A&M*	SEC Network	5 p.m.
31	#19/20 SOUTH CAROLINA*	SEC Network	6:30 p.m.

#### February 2019

3	FLORIDA**	ESPNU	2 p.m.
7	at #rv/nr Auburn*	SEC Network+	7 p.m.
11	at Alabama*	SEC Network	7 p.m.
17	ARKANSAS*	SEC Network+	2 p.m.
21	at #19/20 South Carolina*	SEC Network	7 p.m.
24	LSU*	SEC Network+	2 p.m.
28	#24/25 TEXAS A&M*	SEC Network+	7 p.m.

#### March-April 2019

3	at Georgia*	SEC Network	1 p.m.
6-10	SEC Tournament (N2)		TBD
22-25	NCAA First & Second Rounds (N3)		TBD
29-A1	NCAA Regionals (N4)		TBD
A 5-7	NCAA Final Four (N5)		TBD

\* denotes SEC game; All game times are EASTERN STANDARD TIME and subject to change due to TV selection.; All home games are ALL CAPS and will be played at Memorial Coliseum unless noted otherwise.; # denotes game at Rupp Arena; N1 – U.S. Virgin Islands Paradise Jam (multi-team event) – University of the Virgin Islands' Sports & Fitness Center (St. Thomas, U.S. Virgin Islands); N2 – SEC Tournament – Greenville, S.C. (Bon Secours Wellness Arena); N3 – NCAA First & Second Rounds – TBD; N4 – NCAA Regionals – Albany, N.Y. (Times Union Center), Chicago, Ill. (Wintrust Arena), Greensboro, N.C. (Greensboro Coliseum), Portland, Ore. (Moda Center); N5 – NCAA Final Four – Tampa Bay, Fla. (Amalie Arena)



**Record:** 16-3, 3-2 SEC | **Home:** 11-1  
**Away:** 2-2 | **Neutral:** 3-0  
**Ranking:** No. 15 (AP)/No. 12 (Coaches)  
**Last Game:** W, 64-60 at LSU (1/17)  
**Coach:** Matthew Mitchell (Miss. State, 1995)  
**Overall:** 302-149 (.669) (14th season)  
**at UK:** 272-120 (.693) (12th season)



**Record:** 15-5, 4-2 SEC | **Home:** 8-2  
**Away:** 5-2 | **Neutral:** 2-1  
**Ranking:** No. 25 (AP)/RV (Coaches)  
**Last Game:** L, 79-65 at South Carolina (1/21)  
**Coach:** Robin Pingeton (St. Ambrose, 1990)  
**Overall:** 498-270 (.648) (24th season)  
**at MU:** 162-113 (.589) (9th season)

### QUICK NOTES

- Kentucky is in its 45th season of with a 814-535 (.603) all-time record.
- The Wildcats have had great success in Memorial Coliseum, sitting at 450-157 (.742) overall in the historic building, including a 159-28 (.854) mark under head coach Matthew Mitchell.
- The Wildcats started the 2018-19 season with nine straight wins, which was its best start since the 2015-16 team went 10-0. UK's 14-1 starts this season was the second best under Mitchell who's 2012-13 team started 18-1. UK's 13 wins were the most in program history before January 1 in school history.
- Kentucky won the 2018 Paradise Jam Island Division with a 3-0 record and wins over then-No. 17 South Florida, (rv) UCLA and UNC.
- UK has been impressive from long range this season, averaging 7.7 3-pointers per game. If that average holds throughout the season, UK will hit approx. 250 3-pointers this season which would break the school record for most in a single season in school history.
- Kentucky has forced 446 turnovers this season averaging 23.5 turnovers forced per game and have scored 468 points off those miscues. The Cats +9.3 turnover margin is third in the nation. UK also ranks eighth in the nation and second in the SEC with 222 steals.
- Three Wildcats are averaging 12 points or more per game this season including freshman guard Rhyne Howard who is averaging 16.9 points per game with a team-best 7.1 rebounds per game. Senior guard Maci Morris is averaging 17.0 points per game with a team-best 49 3-pointers, while fellow senior Taylor Murray is averaging 12.3 points per game and leads UK in assists and steals.
- In 45 years, Kentucky has 90 wins over ranked opponents, including 49 of those wins coming under Mitchell.
- Matthew Mitchell became UK WBB's all-time winningest head coach in March of 2013 and now has 272 career wins at UK. The win vs. Florida last season was Mitchell's 250th at UK. Including the storied history of the UK MBB program, he is the fifth Kentucky Basketball head coach to win 250 games with the Wildcats joining Adolph Rupp, Joe B Hall, Tubby Smith and John Calipari. Mitchell won 300th career game vs. Vandy.



## 2018-19 KENTUCKY WBB ROSTER

### NUMERICAL

No.	Name	Pos.	Cl.	Ht.	Hometown/High School/Previous College
0	LaShae Halsel	F	Sr.	6-0	Bowling Green, Ky./Warren Central HS
1	Sabrina Haines	G	R-Jr.%	5-10	Phoenix, Ariz./Desert Vista HS/Arizona State
2	Paige Poffenberger	G	Sr.	5-8	Morgantown, W.Va./Morgantown HS
3	KeKe McKinney	F	So.	6-1	Knoxville, Tenn./Fulton HS
4	Maci Morris	G	Sr.	6-0	Pineville, Ky./Bell County HS
5	Blair Green	G	Fr.	6-0	Harlan, Ky./Harlan County HS
10	Rhyne Howard	G	Fr.	6-2	Cleveland, Tenn./Bradley Central HS
12	Amanda Paschal	G	R-Jr.	5-7	Brooklyn, N.Y./Chipleys HS/Gulf Coast State
14	Tatyana Wyatt	F	So.	6-2	Columbus, Ga./Columbus HS
15	Chasity Patterson	G	So.	5-5	Houston, Texas/North Shore HS/Texas
20	Dorie Harrison	C	So.	6-3	Nashville, Tenn./Hillsboro HS
21	Ogechi Anyagaligbo	F	R-Jr.	6-1	Miami, Fla./Miami Country Day/Stony Brook
23	Kameron Roach	G	So.	5-6	Hopkins, S.C./Lower Richland HS
24	Taylor Murray	G	Sr.	5-6	Odenton, Md./Annapolis Area Christian
32	Jaida Roper	G	Jr.	5-6	Memphis, Tenn./Houston HS
44	Nae Nae Cole	C	R-Jr.%	6-3	Gainesville, Va./Paul VI HS/NC State

### ALPHABETICAL

No.	Name	Pos.	Cl.	Ht.	Hometown/High School/Previous College
21	Ogechi Anyagaligbo	F	R-Jr.	6-1	Miami, Fla./Miami Country Day/Stony Brook
44	Nae Nae Cole	C	R-Jr.%	6-3	Gainesville, Va./Paul VI HS/NC State
5	Blair Green	G	Fr.	6-0	Harlan, Ky./Harlan County HS
1	Sabrina Haines	G	R-Jr.%	5-10	Phoenix, Ariz./Desert Vista HS/Arizona State
0	LaShae Halsel	F	Sr.	6-0	Bowling Green, Ky./Warren Central HS
20	Dorie Harrison	C	So.	6-3	Nashville, Tenn./Hillsboro HS
10	Rhyne Howard	G	Fr.	6-2	Cleveland, Tenn./Bradley Central HS
3	KeKe McKinney	F	So.	6-1	Knoxville, Tenn./Fulton HS
4	Maci Morris	G	Sr.	6-0	Pineville, Ky./Bell County HS
24	Taylor Murray	G	Sr.	5-6	Odenton, Md./Annapolis Area Christian
12	Amanda Paschal	G	R-Jr.	5-7	Brooklyn, N.Y./Chipleys HS/Gulf Coast State
15	Chasity Patterson	G	So.	5-5	Houston, Texas/North Shore HS/Texas
2	Paige Poffenberger	G	Sr.	5-8	Morgantown, W.Va./Morgantown HS
23	Kameron Roach	G	So.	5-6	Hopkins, S.C./Lower Richland HS
32	Jaida Roper	G	Jr.	5-6	Memphis, Tenn./Houston HS
14	Tatyana Wyatt	F	So.	6-2	Columbus, Ga./Columbus HS

% denotes player will sit out 2018-19 season due to NCAA transfer rules

### Coaching Staff

**Head Coach:** Matthew Mitchell (Mississippi State, 1995) – 14th season, 12th as Kentucky Head Coach

**Associate Head Coach:** Kyra Elzy (Tennessee, 1999, 2001) – 3rd season, 7th at Kentucky

**Assistant Coach:** Niya Butts (Tennessee, 2000; Tennessee Tech, 2002) – 3rd season, 8th at Kentucky

**Assistant Coach:** Amber Smith (Kentucky, 2011) – 1st season, 8th at Kentucky (player/support staff)

### Support Staff

**Assistant Athletics Director/Women's Basketball:** Amy Tilley (Kentucky, 2007; ECU, 2011 & 2014)

**Special Assistant to the Head Coach:** Lin Dunn (UT Martin, 1969)

**Sr. Associate AD/Women's Basketball Admin.:** Rachel Baker (Berea College, 1999; Ohio State, 2001)

**Director of Recruiting:** Aisha Foy (Radford, 2016; Southeast Missouri State, 2018)

**Recruiting Assistant:** Jackie Clark (Kentucky, 2015; Kentucky, 2017)

**Coaching Video Coordinator:** Daniel Boice (Arizona, 2014, 2016)

**Staff Support Associate:** Carrie Marshall (Kentucky, 2003)

**Creative Director:** Kim Troxall (SCAD, 1994)

**Senior Athletic Trainer:** Courtney Jones (Purdue, 2001)

**Nutrition Coach:** Monica Fowler (Kentucky, 2010)

**Team Physician:** Dr. Robert Hosey (Virginia Tech, 1989)

**Strength & Conditioning Coach:** John Spurlock (Hanover College, 2005)

**Academic Counselor:** Tiffany Hayden (Kentucky, 2001; Louisville, 2009)

**Media Relations Director:** Evan Crane (Kentucky, 2010)

**Media Relations Assistant:** Cami Moore (Kentucky, 2018)

**Equipment Manager:** Kortez Wilson (Kentucky, 2014)

### BY CLASS

#### Seniors (4)

LaShae Halsel

Maci Morris

Taylor Murray

Paige Poffenberger

#### Juniors (5)

Ogechi Anyagaligbo

Nae Nae Cole

Sabrina Haines

Amanda Paschal

Jaida Roper

#### Sophomores (5)

Dorie Harrison

KeKe McKinney

Chasity Patterson

Kameron Roach

Tatyana Wyatt

#### Freshmen (2)

Blair Green

Rhyne Howard

### BY HEIGHT

5-5	Chasity Patterson
5-6	Taylor Murray
	Jaida Roper
	Kameron Roach
5-8	Paige Poffenberger
5-7	Amanda Paschal
5-10	Sabrina Haines
6-0	Maci Morris
	LaShae Halsel
	Blair Green
6-1	Ogechi Anyagaligbo
	KeKe McKinney
6-2	Tatyana Wyatt
	Rhyne Howard
6-3	Dorie Harrison
	Nae Nae Cole

### PRONUNCIATION

#### Ogechi Anyagaligbo

(oh-GECH-ee on-ya-gull-LEE-bo)

#### LaShae Halsel (luh-SHAY HALL-sull)

#### Jaida Roper (JAY-duh)

#### Rhyne Howard (RYAN)

#### Tatyana Wyatt (TOT-e-on-uh)

#### Amanda Paschal (PAS-kel)





# 2018-19 RADIO/TELEVISION CHART




**LASHAE HALSEL** **0**

6-0 • Sr. • F  
Bowling Green, Ky.  
(Warren Central HS)




**SABRINA HAINES** **1**

5-10 • R-Jr. • TR • G  
Phoenix, Ariz.  
(Arizona St./Desert Vista HS)



**PAIGE POFFENBERGER** **2**

5-8 • Sr. • G  
Morgantown, W.Va.  
(Morgantown HS)




**KEKE MCKINNEY** **3**

6-1 • So. • F  
Knoxville, Tenn.  
(Fulton HS)




**MACI MORRIS** **4**

6-0 • Sr. • G  
Pineville, Ky.  
(Bell County HS)



**BLAIR GREEN** **5**

6-0 • Fr. • G  
Harlan, Ky.  
(Harlan County HS)



**RHYNE HOWARD** **10**

6-2 • Fr. • G  
Cleveland, Tenn.  
(Bradley Central HS)




**AMANDA PASCHAL** **12**

5-7 • R-Jr. • G  
Brooklyn, N.Y.  
(Chipley HS/Gulf Coast St. JC)




**TATYANA WYATT** **14**

6-2 • So. • F  
Columbus, Ga.  
(Columbus HS)




**CHASITY PATTERSON** **15**

5-5 • So. • G  
Houston, Texas  
(North Shore HS/Texas)




**DORIE HARRISON** **20**

6-3 • So. • C  
Nashville, Tenn.  
(Hillsboro HS)




**OGECHI ANYAGALIGBO** **21**

6-1 • R-Jr. • F  
Miami, Fla.  
(Miami County Day HS/Stony Brook)




**KAMERON ROACH** **23**

5-6 • So. • G  
Hopkins, S.C.  
(Lower Richland HS)




**TAYLOR MURRAY** **24**

5-6 • Sr. • G  
Odenton, Md.  
(Annapolis Area Christian HS)




**JAIDA ROPER** **32**

5-6 • Jr. • G  
Memphis, Tenn.  
(Houston HS)



**NAE NAE COLE** **44**

6-3 • R-Jr. • TR • C  
Gainesville, Va.  
(NC State/Paul VI HS)



**MATTHEW MITCHELL** **HC**

Head Coach  
12th Season  
Louisville, Miss.




**KYRA ELZY** **AHC**

Associate Head Coach  
(7th overall at UK)  
LaGrange, Ky.



**NIYA BUTTS** **AC**

Assistant Coach  
(8th overall at UK)  
Americus, Ga.



**AMBER SMITH** **AC**

Assistant Coach  
(8th overall at UK)  
Winter Haven, Fla.



## **TAYLOR MURRAY • 5-6 • SENIOR • GUARD • ODENTON, MD.**

- Got injured in the first half vs. Tennessee and played vs. Ole Miss but was not 100%. DNP at LSU and her status is day-to-day with a knee bruise.
- Has 1,182 career points and is the 34th player all-time to join Kentucky's 1,000-point club. She accomplished the feat with 12 points vs. Virginia.
- Paradise Jam All-Tournament Team, National Player of the Week by College Sports Madness (11/26) and SEC Player of the Week (11/27).



## **MACI MORRIS • 6-0 • SENIOR • GUARD • BELL COUNTY, KY.**

- Did not play against Ole Miss - only her second missed game of her career - with knee pain. Played at LSU but her status is day-to-day.
- Has 1,515 career points which ranks 9th most all-time in school history. She needs 48 more to tie Sara Potts (2002-2005) for 8th.
- Has hit 226 career 3s which ranks second most in program history and currently sits first in 3-point FG percentage in program history at 41.1.



## **RHYNE HOWARD - FRESHMAN - GUARD - CLEVELAND, TENN.**

- Has four double-doubles this season - all in points and rebounds. Did not play at LSU in concussion protocol and is day-to-day.
- Hit seven 3s against Southern, tying school record for most 3s in a game. It was most ever by a freshman. Scored a career-high 29 points in the game.
- MVP of the Paradise Jam Island Division after averaging 21.0 points and 7.3 rebounds. Program record five-time SEC Freshman of the Week honoree.



## **KEKE MCKINNEY • 6-1 • SOPHOMORE • FORWARD • KNOXVILLE, TENN.**

- Scored six points with five rebounds, three steals and three assists at LSU. Scored the final four points of the game, including game-winning 3.
- Career game against Middle Tennessee with a career-best 13 points and five blocks. Leads UK this season with 22 blocks.
- Had 10 points against USF going 3-of-7 from the field and 2-of-5 from long range. Played career-high tying 35 minutes against UCLA.



## **TATYANA WYATT • 6-2 • SOPHOMORE • FORWARD • COLUMBUS, GA.**

- Career night against WCU, scoring 18 points on 8-of-10 shooting with six rebounds and a block in just 20 minutes of action.
- Scored eight points with five rebounds and two steals against Southern but missed HPU game due to a foot injury.
- Scored nine points at highly ranked Mississippi State in 21 minutes of action. Had nine points with three rebounds in just 15 minutes at LSU.



## **LASHAE HALSEL • 6-0 • SENIOR • FORWARD • BOWLING GREEN, KY.**

- Impressed the coaches during open tryouts and received a walk-on spot in the fall of 2016 and was given a scholarship in the summer of 2018.
- Played in 10 games during the 2017-18 season scoring in four games with a rebound in three games.
- Has played in 17 career games during her time with Kentucky scoring eight career points.



## **SABRINA HAINES • 5-10 • RS-JUNIOR • GUARD • PHOENIX, ARIZ.**

- Electric guard that will be a scoring threat when she returns to the court after sitting out the 2018-19 season due to NCAA transfer rules.
- Transferred to Kentucky from Arizona State in June of 2018 and spent the summer working out with the team as she returns from a knee injury.
- Played in 75 career games with 38 starts at Arizona State before her third season was cut short after only nine games due to injury.



## **PAIGE POFFENBERGER • 5-8 • SENIOR • GUARD • MORGANTOWN, W.VA.**

- Medically retired from the game of basketball prior to the start of the 2018-19 season but is still in the program and with the team.
- Joined the program as a walk-on in the fall of 2016 and immediately impressed the coaching staff with her hard-nosed style of play.
- Played in 35 career games the last two seasons, averaging 5.6 minutes per game and scoring 32 total points.



## **BLAIR GREEN • 6-0 • FRESHMAN • GUARD • HARLAN COUNTY, KY.**

- Went 3-for-3 from long range against Middle Tennessee with 11 points. Has scored in double figures three times this season.
- Scored 13 points in the season opener, which was tied for the seventh most points by a UK player in their varsity debut in program history.
- Scored nine points going 4-of-6 from the field with a career-high six rebounds against Murray State.



## **AMANDA PASCHAL • 5-7 • RS-JUNIOR • GUARD • BROOKLYN, N.Y.**

- Scored three points - hitting a 3 to start the game at LSU - with four rebounds, four assists and two steals in a career-high 36 minutes.
- Great game vs. WCU with 11 points, four rebounds and three assists. Went 3-for-3 from long range in the game.
- Had a great game against HPU with six points, three rebounds, three assists and a steal. Season-best six rebounds against Morehead State.



## **CHASITY PATTERSON • 5-6 • SOPHOMORE • GUARD • HOUSTON, TEXAS**

- Mid-year transfer from Texas who will have to sit out the 2018-19 season but be eligible following the fall semester of 2019.
- The top ranked point guard in the class of 2017 according to ESPN.com and the Big 12 Preseason Freshman of the Year last season at Texas.
- Incredible high school career at North Shore High School in Houston where she finished as the school's all-time leading scorer with 3,177 points.



## **DORIE HARRISON • 6-3 • SOPHOMORE • CENTER • NASHVILLE, TENN.**

- Is out indefinitely for personal health reasons with no timetable on her return.
- Played in 32 games with eight starts last season averaging 6.7 points and 3.8 rebounds per game. Had 10 or more points in eight games.
- Was named the SEC Freshman of the Week once last season after 15 points, five rebounds vs. Alabama and 16 points, four boards vs. Arkansas.



## **OGECHI ANYAGALIGBO • 6-1 • RS-JUNIOR • FORWARD • MIAMI, FLA.**

- Career night against Tennessee with 13 points on 6-of-7 shooting with three rebounds and one steal in 24 minutes.
- Six points on 3-of-3 shooting against USF adding three rebounds in 22 minutes of action. Missed time after game due to ankle injury.
- Had six points, three rebounds and an assist going 3-of-4 from the field against Southern and a UK career-best 10 rebounds against Murray State.



## **KAMERON ROACH • 5-6 • SOPHOMORE • GUARD • HOPKINS, S.C.**

- Played six minutes in the season opener with four points and four rebounds adding an assist and three steals.
- Played in 15 games last season as a freshman averaging 7.3 minutes per game.
- Saw a season-high 16 minutes against Sacramento State with three assists, one steal and six points going 4-of-4 from the charity stripe.



## **JAIDA ROPER • 5-6 • JUNIOR • GUARD • MEMPHIS, TENN.**

- Played 27 minutes at Tennessee and scored 10 points with three assists hitting a huge 3-pointer with under a minute to go to seal the UK win.
- Spark plug for UK against USF with 13 points, three rebounds and two 3s, while she went 3-of-4 from long range against UCLA with nine points.
- Scored a career-high 15 points on 5-of-8 shooting against Murray State adding six assists. Career-best seven assists against WCU.



## **NAE NAE COLE • 6-3 • RS-JUNIOR • CENTER • GAINESVILLE, VA.**

- Transferred after three years at NC State in May 2018 and spent the summer impressing the coaching staff with her work ethic.
- Strong, physical post player that will help give the Wildcats depth in practice as she sits out the 2018-19 year due to NCAA transfer rules.
- Played in 61 career games for the Wolfpack from 2015 to 2018 averaging 7.0 minutes per game during her career.





## NATIONAL POLLS

### THE ASSOCIATED PRESS TOP 25

1	Notre Dame(22)	18-1	735
2	Baylor(7)	15-1	713
3	UConn(1)	16-1	703
4	<b>Louisville</b>	<b>17-1</b>	<b>651</b>
5	Oregon	17-1	623
6	Stanford	16-1	608
7	<b>Mississippi State</b>	<b>17-1</b>	<b>578</b>
8	NC State	18-0	549
9	Oregon State	15-3	472
10	Marquette	16-3	460
11	Maryland	16-2	442
12	Texas	15-3	376
13	Syracuse	15-3	358
14	Rutgers	15-3	343
15	<b>Kentucky</b>	<b>16-3</b>	<b>331</b>
16	Arizona State	13-5	265
17	Iowa	14-4	261
18	Gonzaga	17-2	258
19	<b>South Carolina</b>	<b>12-5</b>	<b>245</b>
20	Iowa State	14-4	145
21	Utah	16-1	138
22	Florida State	16-2	134
23	Michigan State	13-5	109
24	<b>Texas A&amp;M</b>	<b>14-4</b>	<b>45</b>
25	<b>Missouri</b>	<b>15-4</b>	<b>43</b>

Other UK opps receiving votes: **Tennessee 23**

### USA TODAY/COACHES PRESEASON TOP 25

1	Notre Dame(26)	18-1	791
2	UConn(4)	16-1	760
3	Baylor(2)	15-1	739
4	<b>Louisville</b>	<b>17-1</b>	<b>694</b>
5	Oregon	17-1	676
6	<b>Mississippi State</b>	<b>17-1</b>	<b>635</b>
7	Stanford	16-1	617
8	NC State	18-0	590
9	Marquette	16-3	513
10	Maryland	16-2	469
11	Oregon State	15-3	468
12	<b>Kentucky</b>	<b>16-3</b>	<b>398</b>
13	Texas	15-3	385
14	Syracuse	15-3	361
15	Iowa	14-4	342
16	Arizona State	13-5	332
17	Gonzaga	17-2	284
18	Rutgers	15-3	241
19	Florida State	16-2	237
20	<b>South Carolina</b>	<b>13-5</b>	<b>210</b>
21	Michigan State	13-5	153
22	Iowa State	14-4	148
23	Miami	16-4	52
24	Utah	16-1	51
25	<b>Texas A&amp;M</b>	<b>14-4</b>	<b>43</b>

Other UK opps receiving votes: **Missouri 26, Tennessee 24, Texas A&M 31, Alabama 1**

### WEEK-BY-WEEK

DATE	AP	COACHES
Preseason	NR	RV
Nov. 12	NR	no poll
Nov. 19	NR	RV
Nov. 26	25	25
Dec. 3	19	19
Dec. 10	18	20
Dec. 17	18	18
Dec. 24	18	17
Dec. 31	16	15
Jan. 7	16	16
Jan. 14	16	15
Jan. 21	15	12

## BY THE BIG BLUE NUMBERS

career points for Maci Morris ranking 10th all-time at UK

career points for Taylor Murray becoming 34th player in 1,000 point club

wins in Kentucky Women's Basketball history

career assists for Taylor Murray ranking top-10 in program history

wins by Coach Mitchell in his 12 seasons at Kentucky

career 3s by Maci Morris which ranks 2nd most in program history

percent graduation rate under Coach Mitchell

percent from 3 last season by Maci Morris (2nd in nation)

number of ranked teams UK had defeated under Coach Mitchell

players have received All-SEC honors under Coach Mitchell

straight semesters with a overall team GPA above a 3.0

straight seasons ranking top 15 in national attendance

NCAA Tournament appearances under Coach Mitchell

Sweet 16 appearances under Coach Mitchell



## KENTUCKY'S RECORD WHEN ...

	ALL	SEC
Leading or tied at halftime	14-2	3-1
Trailing at halftime	1-2	0-1
Shoot 50 percent or higher	5-0	1-0
Shoot 60 percent or higher	0-0	0-0
Shoot less than 50 percent	11-3	2-2
Shoot higher percentage than opp.	11-0	2-0
Shoot lower percentage than opp	5-3	1-2
Opp. shoot worse than 50 percent	14-1	2-2
Opp. shoot 50 percent or higher	2-1	1-0
Opp. shoot 60 percent or higher	0-0	0-0
Score less than 60 points	0-1	0-1
Score 60 or more points	15-2	3-1
Score 70 or more points	14-2	2-1
Score 80 or more points	7-0	0-0
Score 90 or more points	2-0	0-0
Score 100 or more points	0-0	0-0
Opp. score 30 or less points	0-0	0-0
Opp. score 40 or less points	2-0	0-0
Opp. score 50 or less points	6-1	0-1
Opp. score 60 or less points	12-1	2-1
Opp. score 70 or less points	13-1	2-1
Opp. score 80 or less points	16-2	3-1
Opp. score 60 or more points	5-2	2-1
Opp. score 70 or more points	3-2	1-1
Opp. score 80 or more points	0-2	0-1
Opp. score 90 or more points	0-0	0-0
Outrebound or same as opponent	8-1	0-0
Outrebounded by opponent	8-2	3-2
Commit fewer turnovers than opp.	15-2	2-2
Commit same turnovers as opp.	1-0	1-0
Commit more turnovers than opp.	0-1	0-0
Commit single digit turnovers	0-0	0-0
Force 20 or more turnovers	10-1	2-1
Force 25 or more turnovers	8-0	1-0
Make 6 or more 3-pointers	13-3	2-2
Make 5 or fewer 3-pointers	3-0	1-0
Opp. make 6 or more 3-pointers	2-0	0-0
Opp. make 5 or fewer 3-pointers	14-3	3-2
Game decided by 10 pts or less:	4-2	2-1
Game decided by 1-5 pts:	3-1	2-0
Game decided by 6-10 pts:	1-1	0-1
Game decided by 11-15 pts:	1-1	0-1
Game decided by 16+ pts:	11-0	1-0
Overtime games:	0-0	0-0
Television games:	16-3	3-2
SEC Network+	11-0	2-0
ESPNU	0-0	0-0
ESPN2	0-0	0-0
ESPN3	0-0	0-0
SEC Network	2-2	1-2
FloHoops	3-0	0-0
ACC Network Extra	0-1	0-0
Games vs. AP ranked opponents:	2-2	1-1
Games vs. AP Top 10	0-2	0-1
Games following a loss:	3-0	2-0
Games following a win:	12-3	1-2
More points in the paint than opp.:	8-0	0-0
Fewer points in the paint than opp.:	8-3	3-2
Same points in the paint than opp.:	0-0	0-0
More points off turnovers:	14-1	2-0
Fewer points off turnovers:	1-2	1-2
Same points off turnovers:	1-0	0-0
More bench points than opp.:	16-2	3-2
Fewer bench points than opp.:	0-1	0-0
Same bench points as opp.:	0-0	0-0
More 2nd-chance points than opp.:	12-1	1-0
Fewer 2nd-chance points than opp.:	4-2	2-2
Same 2nd-chance points as opp.:	0-0	0-0
One UK player scores 10+:	0-1	0-1
Two UK players score 10+:	2-1	2-1
Three UK players score 10+:	8-1	1-0
Four UK players score 10+:	5-0	0-0
Five UK players score 10+:	0-0	0-0
Six UK players score 10+:	1-0	0-0
Seven UK players score 10+:	0-0	0-0
Eight UK players score 10+:	0-0	0-0
On Monday:	0-0	0-0
On Tuesday:	1-0	0-0
On Wednesday:	1-0	0-0
On Thursday:	6-0	3-0
On Friday:	2-0	0-0
On Saturday:	3-0	0-0
On Sunday:	2-3	0-2
In November:	8-0	0-0
In December:	5-1	0-0
In January:	3-2	3-2
In February:	0-0	0-0
In March:	0-0	0-0
In April:	0-0	0-0

## GAME NOTES

### SCOUTING MISSOURI

- Missouri enters Thursday's game on a two-game road swing that started with a 79-65 loss at top-25 ranked South Carolina on Monday. The Tigers are currently ranked No. 25 in the AP Top 25 and are receiving votes in the USA Today/Coaches Top 25. MU is 15-5 overall and 4-2 in SEC play with wins against Tennessee, Arkansas and Georgia and losses to South Carolina and Florida. Mizzou will return home following Thursday's game to host Auburn before a bye date in the league next week.
- As a team, the Tigers are averaging 65.8 points per game, hitting 44.2 percent from the field and 34.6 percent from long range. MU is holding teams to just 56.3 points per game, 35.9 percent from the field and 28.1 percent from 3. Missouri has a +4.0 rebounding margin and -2.6 turnover margin this season averaging 15.9 turnovers per game.
- Senior guard Sophie Cunningham leads the team by averaging 15.9 points per game with 6.0 rebounds per game with a team-best 64 assists and 27 steals. Junior guard Amber Smith is averaging 13.7 points and 7.6 rebounds per game with a team-best 21 blocks. Redshirt senior guard Lauren Aldridge is earning 6.3 points per game with 48 assists and has hit 34 3-pointers. Senior forward Cierra Porter, who has only played in seven games after returning to the team midseason, is averaging 5.4 points and 3.9 rebounds per game.

### SERIES HISTORY VS. MISSOURI

- Kentucky leads the all-time series in games played against Missouri with a 6-3 record, including a 4-0 mark in games played in Lexington. The Tigers have won each of the last two meetings in the series with both of those coming in Columbia.

### INJURY BUG HITS WILDCATS VS. OLE MISS, LSU

- Riding high off its win at Tennessee, the Wildcats found out how hard life is in the SEC with its first home loss of the season to Ole Miss last Sunday, 55-49. Matthew Mitchell made no excuses postgame only crediting Ole Miss, however, the Wildcats were short handed against the Rebels. Maci Morris did not play due to knee pain while Taylor Murray did not start and was no full strength after a bruised knee sustained against Tennessee.
- The UK offense struggled to score posting a season-low 49 points on a season-low 26 percent from the field. The Wildcats entered the game averaging 79.1 points per game and hitting 43.7 percent from the field.
- The Wildcats then played without Rhyne Howard and Taylor Murray (averaging a combined 29.2 points per game) against LSU due to injury. Maci Morris was a game-time decision and played 35 minutes scoring a game-high 20 points with five rebounds and three steals. Jaida Roper scored 10 points and Blair Green and Tatyana Wyatt each scored nine but sophomore KeKe McKinney scored the final four points of the game, including a big corner 3 with :20 left to seal the UK win.

### OVERALL TEAM WIN IN KNOXVILLE VS. NO. 13 TENNESSEE

- It was an overall team win for the Wildcats over No. 13 Tennessee earning the program's fourth ever win in Knoxville against the Lady Vols. With Murray only playing 16 minutes due to injury, Howard playing 14 minutes due to foul trouble and Morris fouling out with five minutes left it was UK's bench that scored 29 points and secured the win.
- Kentucky led by 17 points in the first quarter before Morris and Howard missed most of the first half with two fouls and Murray got injured and did not return. The Lady Vols would mount a furious comeback, cutting the lead to two with just over a minute to go before Jaida Roper hit a clutch 3 with :55 left to all but seal the UK win.
- Roper finished with 10 points, three assists and one steal while fellow junior Ogechi Anyagaligbo came off the bench and scored a UK-career best 13 points on 6-of-7 shooting with three rebounds. Before she fouled out, Morris was fantastic scoring 27 points on 10-of-16 shooting including four 3s. She added three rebounds and three steals.
- UK shot 46.8 percent from the field, scored 22 points off 19 UT turnovers and although it got outrebounded 50-32, including 28-14 on the offensive glass, scored 13 2nd-chance points.

### CATS SHINE IN SEC OPENER

- Kentucky started its league slate in style vs. Vanderbilt with a 77-55 win over the Commodores inside Memorial Coliseum. UK led by 30 points toward the end of the third quarter before VU outscored UK 17-12 in the fourth quarter. UK shot 49.2 percent from the field paced by 16 points from Howard and 14 points including four 3-pointers by Morris.
- The Wildcats forced Vanderbilt into a season-high 29 turnovers and scored 30 points off those miscues. UK also had 12 second-chance points and had a 27-8 edge in bench points.



- Since SEC play began in the 1982-83 season, the Wildcats are 18-19 in SEC openers all-time, including 7-14 in SEC openers on the road. Kentucky is 24-13 all-time in SEC home openers, including a 9-3 mark under Matthew Mitchell.

### 'LAST YEAR, BEST YEAR' FOR MORRIS

- Maci Morris is having a great senior season averaging 17.0 points per game while hitting a team-best 49 3-pointers. The guard has scored in double figures in 16 games, including six games of 20 or more. Morris' best game came at Tennessee where she played 31 minutes before fouling out and scored 27 points with four 3s, three rebounds and three steals.
- Morris scored 25 first-half points against Morehead St. which is the most in the first half by any UK player since at least 1982-83 (prior halftime statistics are incomplete before that).
- Morris ranks sixth in the league in field-goal attempts, sixth in field-goals made, fourth in points, sixth in points per game, third in 3s made, third in 3s made per game and second in 3PFG percentage.
- Morris missed Kentucky's game vs. Ole Miss due to knee pain. It was only the second game of her career that she has not played in with the other being at Vanderbilt on Jan. 15, 2018. In those two games without Morris, UK shot 30% from the field, 21% from 3, 65% from the free throw line and averaged 52 points per game. To compare, in the 30 games between the two games she missed UK shot 45% from the field, 39% from 3, 77% from the free throw line and averaged 75 points per game. She returned vs. LSU with 20 points in 35 minutes.

### MORRIS IN THE CAREER RANKINGS

- Morris has 1,545 career points to rank 9th all-time. She needs 48 more points to tie Sara Potts (2002-05) for 8th all-time.
- Morris ranks second with 226 career 3s made. She needs 45 more to tie Sara Potts for first.
- Morris has a career 3-point field-goal percentage of 41.1% which is first in program history.
- Morris has a career free-throw percentage of 85.5% which is second in program history.

### MORRIS NAMED ON TWO PRESEASON WATCH LISTS

- Maci Morris has been named one of 20 players to the 2019 Ann Meyers Drysdale Award Preseason Watch List and one of 50 players to the Citizen Naismith Trophy Watch list.

### MURRAY SHINNING IN FINAL SEASON

- Taylor Murray started her senior season with 14 straight double-figure scoring games. The native of Odenton, Md., has been great for UK averaging 12.3 points per game while leading UK with 68 assists and 64 steals. Murray is hitting 48.8 percent from the field and is averaging 3.3 rebounds per game.
- Murray's best outing this season came against UNC when she posted 23 points with 10 assists, seven steals and six rebounds. The guard ranks third in the SEC in assist-turnover ratio, eighth in assists, first in free-throw percentage and first in steals and steals per game.
- Murray sustained a bruised knee against Tennessee and only played 16 minutes with nine points. She did not start against Ole Miss and was not expected to see significant time but played against the Rebels not at full strength and scored two points with five steals. She missed the game at LSU and is day-to-day.

### MURRAY JOINS 1,000 POINT CLUB ... OTHER CAREER RANKINGS

- Taylor Murray connected on two free throws late against Virginia to not only clinch the Kentucky win but enshrine her in the UK record books forever as she became the 34th player in program history to score 1,000 career points.
- Murray sits at 1,182 career points and ranks 22nd all-time. She needs five more points to tie Maria Donhoff all-time at 1,187.
- The guard has 395 career assists which ranks ninth all-time at UK. She needs five more to tie Rita Adams for eighth all-time at 400.
- Murray is a career 84.8 percent shooter from the free-throw line, which ranks third best in program history behind Maci Morris (.860) and Jenny Pfeiffer (.861)

### MURRAY NAMED SEC, NATIONAL PLAYER OF THE WEEK

- Taylor Murray was named the SEC Player of the Week on Nov. 27. Murray is the first UK player to earn player of the week honors since Evelyn Akhator in 2017.
- Murray was also named College Sports Madness' National Player of the Week for her strong performance in the 2018 Paradise Jam. The senior guard becomes the first UK player to earn a national player of the week award since Evelyn Akhator in 2016. College Sports Madness also named Murray its SEC Player of the Week.

## KENTUCKY UNDER COACH MITCHELL

(2007-Present)	Total
Home Games.....	166-37
Memorial Coliseum .....	159-28
Rupp Arena.....	7-9
Road Games.....	72-60
Neutral Sites.....	37-19
SEC Games.....	111-66
Home .....	63-25
Road .....	48-41
Regular season, non-conference.....	132-33
Home .....	99-9
Road .....	24-21
Neutral .....	9-3
vs. ranked teams in non-conference.....	13-16
SEC Tournament.....	16-11
NCAA Tournament .....	16-8
WNIT.....	3-2
Leading or tied at halftime.....	222-28
Trailing at halftime .....	50-91
Shoot 50 percent or higher.....	45-5
Shoot less than 50 percent .....	226-115
Shoot higher percentage than opp. ....	146-17
Shoot lower percentage than opp. ....	70-101
Shooting same percentage as opp.....	2-2
Opp. shoots worse than 50 percent .....	262-82
Opp. shoots 50 percent or higher .....	10-38
Score fewer than 60 points.....	20-48
Score 60 or more points.....	246-68
Score 70 or more points.....	182-28
Score 80 or more points.....	102-5
Score 90 or more points.....	43-1
Score 100 or more points.....	18-0
Opp. scores 30 or fewer points.....	2-0
Opp. scores 40 or fewer points.....	20-0
Opp. scores 50 or fewer points.....	63-1
Opp. scores 60 or fewer points.....	155-13
Opp. scores 70 or fewer points.....	231-44
Opp. scores 80 or fewer points.....	257-81
Opp. scores 60 or more points .....	113-90
Opp. scores 70 or more points .....	37-68
Opp. scores 80 or more points .....	5-36
Opp. scores 90 or more points .....	2-10
Outrebounded or same as opponent .....	183-43
Outrebounded by opponent .....	89-77
Commits fewer turnovers than opp. ....	222-560
Commits same turnovers as opp. ....	4-10
Commits more turnovers than opp. ....	46-50
Force 30 or more turnovers .....	34-1
Makes 6 or more 3-pointers .....	146-34
Makes 5 or fewer 3-pointers.....	127-86
Game decided by 10 pts or fewer.....	103-67
Game decided by 1-5 pts: .....	50-30
Game decided by 11-15 pts: .....	39-23
Game decided by 16+ pts: .....	126-22
Overtime games.....	9-4
Televised games .....	183-87
Games vs. ranked opponents.....	49-66
Games vs. top 10 ranked opponents .....	16-42
Games following a loss.....	75-33
Games following a win.....	184-86
More points in the paint than opp. ....	194-31
Fewer points in the paint than opp. ....	68-79
Same points in the paint than opp. ....	10-10
More bench points than opp. ....	205-53
Fewer bench points than opp. ....	64-65
Same bench points as opp. ....	3-2
More 2nd-chance points than opp. ....	180-59
Fewer 2nd-chance points than opp. ....	70-53
Same 2nd-chance points as opp. ....	22-8
On Monday.....	12-9
On Tuesday.....	12-5
On Wednesday.....	18-2
On Thursday .....	73-36
On Friday .....	37-7
On Saturday.....	27-12
On Sunday .....	93-49
In November .....	68-9
In December .....	52-22
In January .....	65-35
In February .....	48-31
In March .....	39-22
In April.....	0-1





## SEC STANDINGS

Team	SEC	Pct.	All
Mississippi St.	5-0	1.000	17-1
South Carolina	5-1	.833	13-5
Missouri	4-2	.667	15-5
<b>Kentucky</b>	<b>3-2</b>	<b>.600</b>	<b>16-3</b>
Auburn	3-2	.600	15-3
Texas A&M	3-2	.600	14-4
Arkansas	3-2	.600	14-5
LSU	3-3	.500	12-6
Georgia	3-3	.500	12-7
Ole Miss	2-3	.400	8-11
Alabama	2-4	.333	10-9
Florida	1-4	.200	5-13
Tennessee	1-5	.200	12-6
Vanderbilt	0-5	.000	5-13

# - Regular season champions

^ - Tournament champions

## CAREER DOUBLE-DOUBLES

### TAYLOR MURRAY: 6 CAREER (1 SEASON)

2018-19 (1)

23 points - 10 assists vs. North Carolina, 11-24-18

2017-18 (3)

18 points - 12 rebounds at Montana, 11-16-17

20 points - 10 assists vs. Alabama, 1-25-18

12 points - 10 assists at Ole Miss, 2-22-18

2016-17 (2)

11 points - 13 rebounds at LSU, 1-19-17

18 points - 13 rebounds at Missouri, 1-30-17

### MACI MORRIS: 1 CAREER (0 SEASON)

2017-18 (1)

10 points, 10 rebounds vs. Gardner-Webb, 11-12-17

### TATYANA WYATT: 1 CAREER (0 SEASON)

2017-18 (1)

20 points, 10 rebounds vs. Evansville, 12-5-17

### RHYNE HOWARD: 3 CAREER (4 SEASON)

2018-19 (4)

25 points, 12 rebounds vs. North Carolina, 11-24-18

17 points, 10 rebounds vs. Morehead State, 11-28-18

25 points, 10 rebounds at Louisville, 12-09-18

20 points, 11 rebounds vs. Ole Miss, 1-13-19

## MORRIS, MURRAY PRESEASON ALL-SEC

- Senior guards Maci Morris and Taylor Murray have been recognized by league coaches as two of the top performers in the Southeastern Conference this preseason as both have been named to the 2018-19 Preseason All-SEC Team.
- Morris was tabbed to the first team after being named to the second team following last season. Murray earned second-team honors for the second straight year after being on the SEC All-Defensive team last season. The Wildcats were picked to finish seventh in the league.

## HOWARD NEARING SEC RECORD FOR FRESHMAN OF THE WEEK HONORS

- Rhyn Howard has been named SEC Freshman of the Week five times this season, setting the program record for most rookie of the week awards and ranking tied for second in league history. Sophie Cunningham won a league-high six honors in 2015-16. The SEC honors came on Nov. 13, 27, Dec. 11, 23 and Jan. 8.
- She was named National Freshman of the Week on Dec. 26 by USBWA, the first player in program history to accomplish that feat.
- Howard is the first UK freshman in the Mitchell era to score at least 10 points in each of her first 10 games. She ranks first on the team in points per game with 16.9 and leads in rebounds per game with 7.1, while she sits second in 3-pointers made with 43 and ranks second in blocks with 16 and steals with 40. She has hit at least one 3-pointer in every game this season but three (vs. MTSU, SHU, at UT), has scored in double figures in 15 games and has four double-doubles. She has scored 20 or more points in six games.
- Howard ranks high in the league in several categories, including sixth in field-goals made, 10th in field-goal percentage, fourth in points, fourth in points per game, 14th in rebounds per game, fourth in steals, fifth in 3s, fifth in 3s per game and fourth in 3-point percentage.
- Howard missed the LSU game in concussion protocol and is day-to-day.

## HOWARD NAMED TO WOODEN AWARD MIDSEASON TOP 25

- Rhyn Howard has been named to the Wooden Award Midseason Top 25 Watch List, making her one of the early front-runners for the John R. Wooden Award All American Team® and Most Outstanding Player Award. She is the only freshman on the list.
- The 25 players on the list are considered strong candidates for the 2019 John R. Wooden Award Women's Player of the Year presented by Wendy's. The National Ballot consists of 15 top players who have proven to their universities that they meet or exceed the qualifications of the Wooden Award.

## SOPHOMORE CLASS KEY TO SUCCESS

- Kentucky's group of sophomores are going to be key to the success of the 2018-19 season as they all look to improve on strong rookie campaigns. With Harrison out indefinitely, more of the focus will be on posts KeKe McKinney and Tatyana Wyatt. McKinney played in 30 games with 17 starts last season averaging 4.7 points and 3.7 rebounds per game, while Wyatt played in 24 games with four starts averaging 6.6 points and 3.5 rebounds per game.
- So far this season, both players have played well with McKinney averaging 5.1 rebounds per and 5.1 points per game while Wyatt is averaging 3.7 rebounds and 5.6 points per game.
- McKinney hit a huge 3 with :20 to go vs. LSU and hit a free throw to seal the UK win.

## JUNIORS ROPER, ANYAGALIGBO GIVING UK KEY MINUTES OFF BENCH

- Kentucky owns a 413-219 edge in bench points this season and most of that can be attributed to the play of junior guard Jaida Roper and junior forward Ogechi Anyagaligbo. Both players have performed well this season with Roper averaging 8.7 points per game with 20 3s, 55 assists and 16 steals. Anyagaligbo started slow after returning from a knee injury last season and ankle injury earlier this year but had a UK career game at Tennessee with 13 points. In the last five games, Anyagaligbo is averaging 6.0 points and 3.0 rebounds per game while hitting 59.1% from the field. Roper is averaging 8.0 points during that stretch with 16 assists.

## DEFENSE POWERING CATS

- The Kentucky defense has been strong, allowing just 57.4 points per game. UK allowed 176 total points in the first four games of the season, which was its fewest since 1974-1975 (147).
- Kentucky limited four straight opponents to 51 points or less for the first time in the Matthew Mitchell Era to start the season. UK hasn't accomplished the feat since limiting seven straight opponents to 51 points or less during the 2006-07.
- In 76 quarters of play this season, UK has limited its opponent to 10 points or less in 20 quarters and 12 points or less in 31 quarters. Meanwhile, UK has scored 20 points or more in 38 quarters, including a season-best 29 in the third quarter vs. URI and second quarter vs. WCU. UofL scored 31 points in the third quarter, which is the most UK has allowed this season.



## TURNOVERS TELL THE TALE

- In 19 games, Kentucky has forced 446 turnovers and scored 478 points off turnovers.
- UK scored 41 points off 29 Southern turnovers and had 51 points off 43 Alabama State turnovers. Against Virginia, UK forced 32 turnovers and scored 32 points off turnovers. Against UNC, UK forced 27 turnovers and forced 34 points off those miscues. The Wildcats forced URI into 30 turnovers and scored 21 points. UK forced Miss. State into a season-high 24 turnovers and scored 28 points off those Bulldog miscues.

## YOU GET AN ASSIST AND YOU GET AN ASSIST ...

- Kentucky recorded 22 assists in each of its first two games to start the season. It was the first time Kentucky has started a season with back-to-back 20+ assists games since 2012-13. The Wildcats lost to UConn in the Elite Eight that season.
- UK has 10+ assists in every game but one this season (vs. Virginia), including a season-high 27 assists against WCU. UK ranks third in the SEC in assist-turnover ratio and third in assists.

## CATS LIGHT IT UP FROM LONG RANGE

- After hitting 10 3-pointers vs. Alabama State and 13 treys vs. Southern, UK had 10 or more 3s in back-to-back games for the first time since Nov. 25 and 28 of 2012. That 2012-13 team went on to set the program record for most 3s in a season with 240.
- The 13 3s made vs. SU tied for the second most 3s made in a game in program history and the first time UK has accomplished that feat since hitting 14 against Mississippi St. in 2012.
- Kentucky has hit nine or more 3s in seven games this season. After 19 games, UK is averaging 7.7 3s per game which ranks fourth in the league while their 147 total 3s made ranks 34th nationally and second in the league. The 38.9% ranks ninth nationally and first in the SEC.
- If the high percentage keeps up, UK is on pace to hit approx. 250 3-pointers this season which would break the school record for 3s made in a single season. Each of the top seven best 3-point shooting teams in UK history have come in Coach Mitchell's tenure.

## KENTUCKY RANKED INSIDE TOP 20 IN BOTH MAJOR POLLS

- Following its impressive run through the 2018 Paradise Jam Island Division with wins over three teams that have been ranked or receiving votes this season, UK entered the national rankings week 3 and are currently ranked No. 15 (AP)/No. 12 (Coaches).
- Week 3 was the first time UK has been ranked in the AP poll since Dec. 4, 2017.

## WILDCATS VS. THE RANKED IN ASSOCIATED PRESS TOP 25

- UK is scheduled to play six more games against teams currently ranked or receiving votes in the national listings. Those games will be against No. 19/20 South Carolina (twice), 24/25 Texas A&M (twice), 25/rv Missouri and nr/rv Alabama. UK is 2-2 vs. ranked foes this season with wins vs. then-No. 17 South Florida and at No. 13 Tennessee.

## KENTUCKY IN THE SPECIALTY STATS

- UK's success the past few seasons could be attributed to its edge in the specialty stats. Below is a look at how UK has used these typically very important stats to its advantage:

Points in the Paint	UK 484, Opps. 538
Points off Turnovers	UK 478, Opps. 242
Second-Chance Points	UK 212, Opps. 179
Fast Break Points	UK 86, Opps. 119
Bench Points	UK 413, Opps. 219

## CATS END NON-CONFERENCE PLAY WITH RECORD 13 WINS

- UK ended the non-conference portion of the schedule with a 13-1 record. The 13 wins mark the most in a season before Jan. 1 in program history.
- UK started the season 9-0, which is its best start to a season since starting 11-0 in 2015-16.
- This was the fifth time that Kentucky has started a season 9-0 or better under Coach Mitchell. Each of the previous four times the Wildcats have started 9-0 or better under Mitchell they have advanced to the Sweet 16, including two Elite Eight appearances.

## HOT SHOOTING TO END NON-CONFERENCE PLAY

- UK shot 50% or better from the field in three straight games (vs. MTSU, vs. WCU, vs. MSU) for the first time since November 2013. The hot stretch started with 56.8% against MTSU before 58.6% against WCU and 50.7% against MSU. The only prior time UK had shot over 50 percent from the field this season was in its second game of the season vs. Southern.
- The Wildcats have also been red hot from long range during the stretch, going 48.2 percent from long range during those three games (27-56). UK went 6-of-10 from 3 vs. MTSU before hitting 11 3s against WCU and 10 3s vs. Murray State.

## 2018-19 HONORS

### TAYLOR MURRAY

- Preseason All-SEC Second Team by league coaches
- SEC Player of the Week (Nov. 27)
- College Sports Madness National Player of the Week (Nov. 26)

### MACI MORRIS

- Preseason All-SEC First Team by league coaches
- Ann Meyers Drysdale Award Watch List
- Citizen Naismith Trophy Watch List

### RHYNE HOWARD

- SEC Freshman of the Week (Nov. 13)
- SEC Freshman of the Week (Nov. 27)
- SEC Freshman of the Week (Dec. 11)
- SEC Freshman of the Week (Dec. 23)
- SEC Freshman of the Week (Jan. 8)
- USBWA National Freshman of the Week (Dec. 26)

## CAREER 20-POINT GAMES

MACI MORRIS		19
29	vs. Arizona State	12/11/16
20	at Washington State	11/19/17
22	at Baylor	11/30/17
20	vs. Evansville	12/5/17
21	vs. Cal	12/21/17
22	at Texas A&M	1/4/18
22	at Missouri	2/8/18
21	at Mississippi State	2/13/18
20	vs. Arkansas	2/15/18
35	at South Carolina	2/18/18
20	at Ole Miss	2/22/18
22	vs. Mississippi State	2/25/18
25	vs. Alabama	3/1/18
22	vs. High Point	11/18/18
31	vs. Morehead State	11/28/18
29	vs. Rhode Island	12/06/18
20	at Mississippi State	1/6/19
27	at Tennessee	1/10/19
20	at LSU	1/17/19

TAYLOR MURRAY		7
21	at Louisville	12/4/16
23	at Tennessee	1/1/17
29	at South Carolina	2/26/17
22	vs. Sacramento State	11/10/17
23	at Vanderbilt	1/15/18
20	vs. Alabama	1/25/18
23	at Missouri	2/8/18
23	vs. North Carolina	11/24/18

TATYANA WYATT		1
20	vs. Evansville	12/5/17

RHYNE HOWARD		6
29	vs. Southern	11/11/18
20	vs. UCLA	11/23/18
25	vs. North Carolina	11/24/18
25	at Louisville	12/09/18
25	vs. Murray State	12/21/18
20	vs. Ole Miss	01/13/19



## STARTING LINEUP RECORDS

Team	G	G	G	F	F	Result
Alabama St.	Murray	Morris	Howard	McKinney	Wyatt	W, 87-35
Southern	Murray	Morris	Howard	McKinney	Wyatt	W, 91-41
Virginia	Murray	Morris	Howard	McKinney	Wyatt	W, 63-51
High Point	Murray	Morris	Howard	McKinney	Anyagaligbo	W, 71-49
USF	Murray	Morris	Howard	McKinney	Wyatt	W, 85-63
UCLA	Murray	Morris	Howard	McKinney	Wyatt	W, 75-74(ot)
UNC	Murray	Morris	Howard	McKinney	Wyatt	W, 85-75
MSU	Murray	Morris	Howard	McKinney	Wyatt	W, 87-57
Rhode Island	Murray	Morris	Howard	McKinney	Wyatt	W, 75-52
Louisville	Murray	Morris	Howard	McKinney	Wyatt	L, 80-75
Middle Tenn.	Murray	Morris	Howard	McKinney	Wyatt	W, 72-55
WCU	Murray	Morris	Howard	McKinney	Wyatt	W, 99-39
Murray St.	Murray	Morris	Howard	McKinney	Wyatt	W, 88-49
Sacred Heart	Murray	Morris	Howard	McKinney	Wyatt	W, 71-43
Vanderbilt	Murray	Morris	Howard	McKinney	Wyatt	W, 77-55
Miss. State	Murray	Morris	Howard	McKinney	Wyatt	L, 86-71
Tennessee	Murray	Morris	Howard	McKinney	Wyatt	W, 73-71
Ole Miss	Roper	Paschal	Howard	McKinney	Wyatt	L, 55-49
LSU	Roper	Morris	Paschal	McKinney	Wyatt	W, 64-60

### Record by Lineups:

1.	Murray	Morris	Howard	McKinney	Wyatt	14-2
2.	Murray	Morris	Howard	McKinney	Anyagaligbo	1-0
3.	Roper	Paschal	Howard	McKinney	Wyatt	0-1
4.	<b>Roper</b>	<b>Morris</b>	<b>Paschal</b>	<b>McKinney</b>	<b>Wyatt</b>	<b>1-0</b>

**bold** indicates last starting lineup used

## MEDIA INFORMATION

### CREDENTIAL REQUESTS

Requests for media credentials and parking passes for 2018-19 Kentucky WBB home games should be made to Evan Crane at wesley.crane@uky.edu. Requests for UK away games should go to the media relations office of the home team.

### UK WEBSITE -- UKATHLETICS.COM

Visit the official University of Kentucky Athletics web site at ukathletics.com. The official Southeastern Conference web site is secsports.com.

### GET LIVE STATS ON YOUR LAPTOP!

The University of Kentucky has partnered with StatBroadcast Systems to provide stats technologies, namely its StatMonitr wireless stat monitors and online media stats, at Kentucky home women's basketball games this season. To access live game stats on your personal laptop, go to: <http://kentucky.statbroadcast.com>. The password is gocats1819.

### UK MEDIA CONFERENCE

Each game week in the UK Media Room head coach Matthew Mitchell will hold a press conference to discuss the upcoming game. Selected players are available following the press conference. Check with UK media relations for exact times and dates. Selected quotes from the media conference are available via ukathletics.com.

### WEEKDAY INTERVIEWS

Interview Policies-General — All interviews with Kentucky women's basketball players or staff members must be arranged through the Athletics Communication and Public Relations office. Media should never contact a player or coach directly. In accordance with NCAA time management legislation, player interview requests must be submitted by Sunday at noon for the following week. Team locker rooms, and other team quarters are private team areas. Media members are not permitted in these areas unless accompanied by appropriate University personnel.

### POST GAME INTERVIEWS

The visiting team coach and select players will be available in the Memorial Coliseum media room following a 10-minute cooling off period. UK's Matthew Mitchell will follow the visiting coach and UK players will be last. A member of the Athletics Communication and Public Relations staff will solicit media requests for players at the final media timeout. After the game, those players will be escorted to the interview area along with their coaches by a member of that school's media relations office as well as a representative of Athletics Communications and Public Relations. Quotes will be available for all working media in the Athletics Communications and Public Relations office and on the official UK web site, ukathletics.com.

### PRACTICE SCHEDULE

Practice usually runs from 3:30 - 6 p.m. ET in the Joe Craft Center. Practices are open to the media. However, we ask you to please call in advance due to changing practice schedules during the season. Contact Evan Crane for further information.

## COMEBACK CATS

The Cats are 95-59 (.616) in "close games" (games decided by 10 points or fewer) under Matthew Mitchell.

### BIGGEST COMEBACKS

- 19 Miami (Ohio), 53-34, 16:27 in second half, (won, 77-71) 11/21/00
- 18 Miami (Ohio), 14:35 in second half, (won, 108-102, OT) 12/21/02
- 18 MTSU, 31-13, 3:54 in first half (also down 46-29, 14:29 in 2nd half) (won, 68-66) 1/8/89
- 17 Oregon State, 38-21, 2:29 in first half (won 73-70) 11/25/04
- 17 WKU, 30-47, 17:09 in second half, (won 76-63) 12/22/03
- 17 Villanova, 19-2, 11:52 in first half (won 63-54) 12/29/96
- 16 Louisville, 32-16, 6:44 in first half (won 77-68) 12/7/14
- 16 South Carolina, 30-46 in second half, (won, 78-74) 2/14/13
- 16 Vanderbilt, 53-37, 11:19 in second half (won, 74-68) 1/6/89
- 16 Ole Miss, 24-8, 6:51 in first half (won, 69-61) 2/8/07
- 15 Mississippi State, 54-39, 15:18 in second half (won, 76-67) 3/6/15

### BIGGEST COMEBACKS IN THE MITCHELL ERA

- 16 Louisville, 32-16, 6:44 in first half (won 77-68) 12/7/14
- 16 South Carolina, 30-46 in second half, (won, 78-74) 2/14/13
- 15 Mississippi State, 54-39, 15:18 in second half (won, 76-67) 3/6/15
- 14 Baylor, 40-26, 18:31 in the second half, (won, 76-65) 3/6/10
- 14 Louisville, 21-7, 11:16 in first half (won 69-64) 12/1/13
- 14 Louisville, 35-21, 15:08 in second half, (won, 48-47) 12/2/12
- 14 Florida, 20-6, 12:46 in first half, (won, 71-67) 3/2/12
- 14 Mississippi St., 40-26, 18:52 in second half, (won, 76-65) 3/6/10
- 13 North Carolina, 60-47, 3:43 in third quarter (won, 85-75) 11/24/18
- 13 Auburn, 25-12, 9:52 in first half, (won, 73-71) 1/19/14
- 12 Arizona State, 37-25, 5:01 in second half, (won, 68-64ot) 11/15/15
- 12 Cincinnati, 18-6, 13:18 in first half, (won, 58-55) 11/17/08





## MORRIS LEADS CATS PAST MOREHEAD STATE, RHODE ISLAND

- Maci Morris scored 25 first-half points against Morehead State, which potentially could be a school record but halftime statistics are incomplete prior to the 1982-83 season. The senior went 10-of-14 from the field and 4-of-6 from long range in the first half. In the second quarter alone, Morris scored 19 points. Overall, Kentucky scored 52 first-half points and earned the 87-57 win over the Eagles.
- A week later, Morris scored 29 overall including 15 in the first half against Rhode Island to guide Kentucky to a 75-52 win. The senior hit five 3s in the game adding five rebounds and four assists. Fellow senior Taylor Murray scored 11 points against URI while freshman Rhyne Howard had 19 points, seven rebounds and seven steals.

## COMEBACK FALLS SHORT AT HIGHLY RANKED LOUISVILLE

- Rhyne Howard scored 25 points and had 10 rebounds for her third double-double of the season but it was not enough for Kentucky, who nearly erased an 18-point second-half deficit in its 80-75 loss at Louisville. UK outrebounded the Cardinals, 32-28, including 12-6 on the offensive glass with a 20-6 edge in second-chance points.

## PARADISE JAM ISLAND DIVISION CHAMPS!

- Kentucky earned the 2018 Paradise Jam Island Division Championship with a 85-63 win over No. 17 USF, 75-74 overtime win vs. (rv) UCLA and 85-75 comeback win vs. North Carolina.
- The Wildcats were paced by Rhyne Howard, who led UK in scoring all three games including two 20-point performances, earning MVP honors. Howard averaged 21 points and hit the game-tying layup off an offensive rebound to send the UCLA game to overtime before eventually winning the game with a free throw. Taylor Murray was named to the all-tournament team after averaging 18.7 points during the three-day event. Murray had an incredible stat line against North Carolina with 23 points, 10 assists, seven steals and six rebounds.
- Kentucky dominated against then-No. 17 South Florida, outscoring the Bulls 24-8 in the second quarter to take control of the game. UK's 85 points against USF was the most the Bulls had allowed this season while their 63 points were the second fewest they have scored.
- UK had a double-digit lead against UCLA in game two before being outscored 35-25 in the second half. UCLA dominated in the paint, 48-22, but UK scored 19 points off turnovers.
- The Wildcats trailed 60-47 against UNC late in the third quarter before rallying for the ninth largest comeback in the Matthew Mitchell Era behind a 38-15 run over the final 13 minutes of play. It was UK's defense that turned the tables on the Tar Heels, forcing 27 turnovers and scoring 34 points off those miscues.

## HOWARD LEADS UK PAST SOUTHERN WITH 29 POINTS, SEVEN 3S

- Freshman Rhyne Howard scored a career high 29 points, including a school-record-tying seven 3-pointers, as UK beat Southern 91-41 to move to 2-0 on the season.
- Howard is the first freshman in program history to hit seven or more 3s in a game. Her effort vs. SU marks the most points scored by a UK freshman since 2014.

## DEFENSE SHINES IN SEASON OPENING WIN VS. ALABAMA STATE

- UK forced 42 turnovers - the fourth most in a game in program history - and scored 51 points off those miscues to earn their 10th straight win in a season or home opener vs. Alabama St.
- UK had 23 steals in the game, which is the sixth most steals in a game in program history. It was the first time Kentucky had recorded 20 or more steals since 24 vs. Georgia Southern on Nov. 13, 2013.

## ROOKIES HAVE HISTORIC DEBUT

- Both of Kentucky's freshmen scored 13 or more points in their varsity debut against Alabama State, which is the first time in program history that has happened.
- Howard scored 15 points, adding six rebounds, three assists, three blocks and two steals. Howard's 15 points were the fifth most in a player's UK varsity debut. Green had 13 points in the game, which tied for the seventh most in a UK player's varsity debut.

## RECORD MARGIN OF VICTORY FOR KENTUCKY

- The Wildcats won each of their first two games to start the season by 50+ points. It was the first time in program history UK has won consecutive games by 50 or more points. UK defeated Alabama State 87-35 and Southern 91-41.
- Kentucky has tied the school record for most wins by at least 50 points in a single season (three) (Also accomplished in 2012-2013, 2013-2014, 2015-2016).

## UK IN NCAA/SEC STATS

TEAM (AS OF 1/22/19)			
CATEGORY	NCAA	SEC	STAT
Ast/TO Ratio	63	3	1.03
Assists	54	3	277
Assists/game	95	3	14.6
Blocks	77	6	70
Fewest Fouls	305	13	349
Fewest TOs	142	6	270
FG%	63	5	43.1
FG% defense	216	11	40.3
FT Attempts	53	7	349
FT Made	27	4	261
FT%	38	1	74.8
Personal Fouls/game	225	12	18.4
Rebound margin	213	12	-0.8
Rebounds	157	11	666
Rebounds/game	292	13	35.0
Scoring Defense	35	6	57.4
Scoring Margin	12	2	19.4
Scoring Offense	32	4	76.7
Steals	8	2	222
Steals/game	15	2	11.7
3FG% defense	111	6	29.6
3FG made	34	2	147
3FG/game	58	4	7.7
3FG%	9	1	38.9
TO margin	3	1	9.3
TOs Forced	3	1	23.5
TOs/game	55	5	14.2
W-L%	21	2	84.2
INDIVIDUAL			
CATEGORY	NCAA	SEC	STAT
Ast/TO Ratio- Murray	24	3	2.6
Ast- Murray	146	8	68
Ast/gm- Murray	184	8	3.8
Blocks- McKinney	126	8	22
Blocks/gm- McKinney	173	12	1.16
FGs Made- Howard	97	6	107
Morris	97	6	107
FG %- Howard	173	10	45.3
Morris	184	12	45.0
Final Points- Howard	77	4	306
Morris	85	6	304
FT %- Murray	17	1	89.7
Howard	220	11	74.6
Points- Morris	98	4	17.0
Howard	101	6	16.9
Rebs/gm- Howard	222	14	7.1
Steals- Murray	6	1	64
Howard	62	4	40
Steals/gm- Murray	6	1	3.5
Howard	94	4	2.2
3PFGM- Morris	39	3	49
Howard	75	5	43
3PFG/gm- Morris	49	3	2.7
Howard	96	5	2.3
3PFG%- Morris	6	2	47.6
Howard	55	4	40.6



## STAT SUPERLATIVES

Here are some UK career statistical superlatives among current players:

Most Games Played:  
115 Maci Morris  
113 Taylor Murray

Most Games Started:  
115 Maci Morris  
79 Taylor Murray

Consecutive Games Started:  
19 KeKe McKinney

Games with Double-Figure Scoring:	2018-19	Career
Maci Morris	16	82
Taylor Murray	14	59
Dorie Harrison	0	8
Tatyana Wyatt	1	8
Jaida Roper	7	13
Amanda Paschal	1	6
KeKe McKinney	2	6
Rhyne Howard	15	15
Blair Green	3	3
Ogechi Anyagaligbo	1	1

Current Streak of Consecutive Games with Double-Figure Scoring:  
13 by Maci Morris  
1 by Jaida Roper

Games with Double-Figure Rebounding:	2018-19	Career
Taylor Murray	0	3
Maci Morris	0	1
Tatyana Wyatt	0	1
KeKe McKinney	0	1
Rhyne Howard	5	5
Ogechi Anyagaligbo	1	1

Consecutive Games with Double-Figure Rebounding:  
n/a

Games with a Double-Double:	2018-19	Career
Taylor Murray	1	6
Maci Morris	0	1
Tatyana Wyatt	0	1
Rhyne Howard	4	4

Consecutive Games with Double-Double:  
n/a

40-point games:	2018-19	Career
n/a		

30-point games:	2018-19	Career
Maci Morris	1	2

20-point games:	2018-19	Career
Maci Morris	6	19
Taylor Murray	1	8
Tatyana Wyatt	0	1
Rhyne Howard	6	6

Consecutive 20-point games:  
3 by Maci Morris  
1 by Rhyne Howard

Consecutive Games with a 3-pointer:  
31 by Maci Morris  
1 by Rhyne Howard  
1 by KeKe McKinney  
1 by Amanda Paschal  
1 by Tatyana Wyatt

Consecutive Games with at least one steal:  
13 by Rhyne Howard  
3 by Maci Morris  
3 by Jaida Roper  
2 by KeKe McKinney  
1 by Amanda Paschal

## HOWARD WINS GOLD, MVP HONORS IN MEXICO CITY FOR TEAM USA

- Rhyne Howard was chosen to play for the USA U18 Team in the 2018 FIBA Americas U18 Championship and helped lead the USA to gold and won MVP honors.
- Howard shined in every game of the tournament, starting with six points, two rebounds, one assist and a steal vs. Argentina before seven points with eight rebounds, three assists, two blocks and a steal vs. Chile. In the final game of pool play vs. Puerto Rico, Howard had 11 points with six rebounds, six steals and one assist. The guard continued to play well in the elimination rounds with eight points, six rebounds, four assists, two blocks and a steal in the quarterfinals vs. El Salvador before 14 points, including 4-of-7 from long range with five assists, two blocks and two steals against Colombia. She locked up the top honor after five points, four rebounds, four assists and two blocks vs. Canada.

## MEDIA, COACHES PICK UK TO FINISH SEVENTH IN SEC

- Both the SEC Preseason Media Poll and Coaches Poll picked the Wildcats to finish seventh in the league in 2018-19. Kentucky went 6-10 in conference play last season and finished ninth in the league. The Wildcats defeated Alabama, who finished eighth, in the second round of the SEC Tournament before falling to Mississippi State in the quarterfinals.

## CIAO! WILDCATS GAIN EXPERIENCE IN ITALY IN AUGUST

- August was a month of growth for Kentucky WBB as the Wildcats traveled to Italy for its first foreign tour in the Matthew Mitchell Era. UK played three games over 10 days in Italy, going 2-1 on the court and gaining numerous off-the-court benefits. Kentucky is now 22-3 all-time in international play after finishing the trip 2-1.
- UK started the foreign tour with a 73-41 victory over the Bosnia and Herzegovina National Team in Rome before a 64-46 loss to the TK Hannover professional team. The trip ended with a 81-64 win over Marghera Select. The Wildcats started the tour in Rome for three days before two days in Florence and two nights in Venice before ending the trip in Lake Como.
- "It is such a benefit to have these three games, especially with one of them being against really tough competition where the team could identify what we need to do to be a really special team," Mitchell said. "We are not necessarily going to out talent people and roll the ball out. We are really going to have to become a great team and I think we have the makings of that spending so much time together playing in some adverse conditions and being able to actually have a few practices to get a head start on the season are all good things. We are further along this time than we were a year ago."

## WILDCATS RETURN CORE FROM LAST SEASON

- Matthew Mitchell and Co. returned a majority of its team from last season, including its top four scorers in Maci Morris, Taylor Murray, Dorie Harrison and Tatyana Wyatt. In all, UK returned 10 of the 13 players that saw time last season, not including redshirt junior Ogechi Anyagaligbo, who missed last season due to injury.
- In all, UK returned 81 percent of its scoring, 80 percent of its assists, 74 percent of its rebounding, 75 percent of its 3-point shooting and 80 percent of its made field goals. Morris and Murray lead the returners after Morris averaged 17.3 points last season while Murray averaged 11.5 points.

## THE MAGIC "80"

- The Wildcats hold a remarkable 348-23 (.937) record since 1974 when scoring 80 points or more. The last loss came at South Carolina on Feb. 26, 2017 when the Cats fell 95-87 in the regular-season finale. UK is 102-5 (.952) under Mitchell when scoring 80 points or more.

## UK IN OVERTIME

- UK is 30-26 all-time in overtime games, including a 11-3 mark under Matthew Mitchell, who is 13-5 in his 11-year career as a head coach in OT.

## KENTUCKY ALL-TIME

- Kentucky is 814-535 (.603) in its 45th year of varsity women's basketball, including 272-120 (.693) in 12 seasons under Matthew Mitchell.

## MITCHELL MOVES INTO ELITE SEC COMPANY

- Kentucky's dominating 89-57 victory over Ole Miss on Jan. 26, 2017 was an historic one for Kentucky head coach Matthew Mitchell. The win was his 97th all-time in SEC play as a head coach, which ranked him 10th all-time on the SEC's career wins list. UK's win at Arkansas on Feb. 16 was Mitchell's 100th career SEC win.
- Since arriving in Lexington in 2007, Mitchell has led Kentucky to unprecedented success. On



top of leading UK to its first SEC Regular Season Championship in 30 years in 2012, Mitchell has four SEC Tournament title game appearances, nine top-four finishes in the league and has coached 18 all-conference performances, including four SEC Player of the Year honorees.

### MITCHELL TURNS PROGRAM AROUND

- In 2009-10, Coach Mitchell implemented the “40 minutes of dread” style of play and it started Kentucky on an impressive run of success over the last 10 seasons.
  - Recorded an impressive 239-88 overall record, including a 145-24 mark at home.
  - Eight 20-win seasons, averaging 24.7 wins over the last nine years.
  - Advanced to a school-record eight straight NCAA Tournaments (2010-2017), including three Elite Eight trips during that span with 15 NCAA Tournament wins.
  - Eight top-four SEC finishes, including winning the SEC regular season title in 2012, its first in 30 years.
  - Advanced to the SEC Tournament championship game four times
  - Four SEC Player of the Year Award Winners
  - Two SEC Freshman of the Year Winners

### 20+ WIN SEASONS UNDER MITCHELL

- The Wildcats have won 20 or more games 18 times in 44 years of varsity basketball, including a school-record eight in a row from 2010-2017. It’s important to note that UK had just 10 20-win seasons in its first 33 years of varsity women’s basketball, but has eight in 10 seasons of the Matthew Mitchell era.

### DUNLAP ENSHRINED IN HALL OF FAME CLASS OF 2018

- Victoria Dunlap was enshrined in the UK Athletics Hall of Fame in September of 2018 becoming the first Matthew Mitchell coached player to be inducted into the prestigious hall of fame. Below is a recap of Dunlap’s incredible career at Kentucky.
- First-team All-America as a junior and third-team All-America as a senior ... Two-time SEC Player of the Year ... SEC Defensive Player of the Year ... Two-year WBCA All-Region ... First-team All-SEC as a junior and senior, second team as a sophomore ... Led team to NCAA Elite Eight as a junior ... Ranks top 10 on numerous UK career lists, including second in games started (133), rebounding (1,099), blocks (178), free throws made (445) and free throws attempted (714), third in scoring (1,846), steals (307) and double-doubles (31), and sixth in games played ... First UK player with more than 100 assists, 100 blocks and 300 steals in her career and just the second player with more than 1,000 points and 1,000 rebounds in a career ... Played two seasons in the WNBA.

### THE KENTUCKY WBB COACHING STAFF HAS ...

- Combined the Kentucky women’s basketball staff has compiled over 80 years of experience at the Division I level, including coaching or playing in a combined 38 NCAA Tournaments with eight Final Fours, four national championships and a WNBA Championship. Elzy and Butts are in their second stint in Lexington after serving on Mitchell’s staffs before. Butts was an associate head coach on Mitchell’s first staff at Kentucky before Elzy joined the staff for four successful seasons. Amber Smith is in her first year as an assistant coach but has been a part of the Kentucky program for nearly a decade. Dunn, who is a Women’s Basketball Hall of Famer, has over 40 years of coaching experience, including three decades in the collegiate ranks. Dunn is now the special assistant to the head coach after serving as an assistant coach the last two seasons.

### RECAPPING THE 2017-18 SEASON

- UK did not have the success it was hoping for last season, hitting a mid-season lull that included an eight-game losing skid. UK responded by winning six SEC games and was playing better as the season concluded.
- Overall, UK went 15-17, 6-10 in the league and missed postseason play for the first time in Coach Mitchell’s tenure.

## CATS IN THE RECORD BOOKS

### CAREER 3PTFG MADE

1. Sara Potts, 271
2. **MACI MORRIS, 226**
3. Jennifer O’Neill, 197
4. A’dia Mathies, 177
5. Keyla Snowden, 176
6. Stacey Reed, 175
7. Jenny Pfeiffer, 162
8. Tiffany Wait, 115
9. Sam Mahoney, 113
10. Bria Goss, 112

### CAREER 3PTFG %

1. **MACI MORRIS, 41.1**
2. Kristi Cushenberry, 39.7
3. Sara Potts, 37.7
4. Keyla Snowden, 36.9
5. Jodie Whitaker, 36.8
- A’dia Mathies, 36.8
7. Shaunda Roberts, 36.2
8. Tiffany Wait, 36.1
9. Mia Daniel, 35.5
10. Jennifer O’Niell, 34.9

### CAREER FT %

1. Jenny Pfeiffer, .861
2. **MACI MORRIS, .855**
3. **TAYLOR MURRAY, .848**
4. Amani Franklin, .824
5. Bria Goss, .819
6. Jodie Whitaker, .810
7. Tiffany Wait, .792
8. Debbie Miller, .790
9. Selia Helm, .789
10. Sara Potts, .783
11. Kristi Cushenberry, .780

### CAREER ASSISTS

1. Patty Jo Hedges, 731
2. Sandy Harding, 706
3. Jodie Whitaker, 464
- Lea Wise, 464
5. Stacey Reed, 442
6. Amber Smith, 425
7. Makayla Epps, 408
8. Rita Adams, 400
9. **TAYLOR MURRAY, 395**
10. Tracye Davis, 367

### 1,000 POINT CLUB

1. Valerie Still, 2,763
2. A’dia Mathies, 2,014
3. Victoria Dunlap, 1,846
4. Leslie Nichols, 1,797
5. Makayla Epps, 1,790
6. Samantha Mahoney, 1,601
7. Pam Browning, 1,598
8. Sara Potts, 1,563
9. **MACI MORRIS, 1,515**
10. Sarah Elliott, 1,502
11. Elisabeth Lukschu, 1,488
12. Selia “SeSe” Helm, 1,487
13. Stacey Reed, 1,482
14. Jennifer O’Neill, 1,449
15. Tiffany Wait, 1,445
16. Jodie Whitaker, 1,433
17. Kristi Cushenberry, 1,358
18. Belitta Croley, 1,339
19. Bria Goss, 1,318
20. Stacy McIntyre, 1,215
21. Maria Donhoff, 1,187
22. **Taylor Murray, 1,182**
22. LaTonya McDole, 1,180
24. Lea Wise, 1,179
25. Patty Jo Hedges, 1,176
26. Jocelyn Mills, 1,170
27. Karen Mosley, 1,135
28. Janet Timperman, 1,080
29. Tedra Eberhart, 1,071
30. Kim Denkins, 1,057
31. Debbie Miller, 1,031
32. Laura Meadows, 1,024
- Janee Thompson, 1,024
34. Sandy Harding, 1,023





## MITCHELL IN THE SEC

Kentucky women's basketball head coach Matthew Mitchell has had a great tenure with the Wildcats and earned 111 career wins in Southeastern Conference play. That win total ranks him third amongst active coaches in the league in career SEC head coaching wins and top 12 all-time. An updated career win list is below.

1. 306 - Pat Summitt, Tennessee
  2. 273 - Andy Landers, Georgia
  3. 141 - Van Chancellor, Ole Miss/LSU (100 - Ole Miss / 41 - LSU)
  4. 139 - Joe Ciampi, Auburn
  5. 132 - Sue Gunter, LSU
  6. 120 - Sharon Fanning, UK/Miss. St. (29 - Kentucky / 96 - MSU)
  7. 115 - Melanie Balcomb, Vanderbilt
  8. 113 - Carol Ross, Florida/Ole Miss (84 - Florida / 29 - Ole Miss)
  9. 121 - Gary Blair, A&M/Arkansas\* (66 - A&M / 55 - Arkansas)
  10. 114 - Dawn Staley, South Carolina\*
  11. 111 - **Matthew Mitchell, Kentucky\***
  12. 96 - Rick Moody, Alabama
- \* denotes active coach

**SEC Record:** 109-65 (.626)  
Home: 63-24  
Away: 46-41

### SEC Standings in the Mitchell Era:

- 2008: 4th (8-6), 4-3 (H), 4-3 (A)  
2009: 10th (5-9), 3-4 (H), 2-5 (A)  
2010: 2nd (11-5), 8-0 (H), 3-5 (A)  
2011: 2nd (11-5), 6-2 (H), 5-3 (A)  
**2012: 1st (13-3), 8-0 (H), 5-3 (A)**  
**SEC Champions**  
2013: 2nd (13-3), 7-1 (H), 6-2 (A)  
2014: 4th (10-6), 5-3 (H), 5-3 (A)  
2015: 4th (10-6), 6-2 (H), 4-4 (A)  
2016: 4th (10-6), 6-2 (H), 4-4 (A)  
2017: 3rd (11-5), 6-2 (H), 5-3 (A)  
2018: 9th (6-10), 3-5 (H), 3-5 (A)  
2019: 4th (3-2), 1-1 (H), 2-1 (A)

**SEC Coach of the Year:** 2010, 2012

**SEC Scholar-Athlete of the Year:**  
Chelsea Chowning: 2008  
**Alyssa Rice: 2018** (three-way tie)

**SEC Player of the Year:**  
Victoria Dunlap: 2010 and 2011  
A'dia Mathies: 2012 and 2013

**SEC Freshman of the Year:**  
A'dia Mathies: 2010  
Bria Goss: 2012

**SEC Defensive Player of the Year:**  
Victoria Dunlap: 2011

**SEC 6th Woman of the Year:**  
Keyla Snowden: 2012 (Co-player)  
Jen O'Neill: 2015 and 2014 (Co-player)

**All-SEC First Team Members:**  
Victoria Dunlap: 2010 and 2011  
A'dia Mathies: 2012 and 2013  
DeNesha Stallworth: 2013  
Makayla Epps: 2015, 2016 and 2017  
Evelyn Akhator: 2017

**All-SEC Second Team Members:**  
Sarah Elliott: 2008  
Samantha Mahoney: 2008  
Victoria Dunlap: 2009  
Eleia Roddy: 2009  
A'dia Mathies: 2010  
Samarie Walker: 2013  
Jennifer O'Neill: 2014 and 2015  
DeNesha Stallworth: 2014  
Janean Thompson: 2016  
Evelyn Akhator: 2016  
**Maci Morris: 2018**

**All-SEC Freshman Team:**  
Victoria Dunlap: 2008  
Amber Smith: 2008  
A'dia Mathies: 2010  
Bernisha Pinkett: 2011  
Bria Goss: 2012  
Linnae Harper: 2014  
Alexis Jennings: 2015  
**Maci Morris: 2016**

**SEC All-Defensive Team:**  
Victoria Dunlap: 2010 and 2011  
A'dia Mathies: 2011 and 2012  
Samarie Walker: 2013  
Linnae Harper: 2015  
**Taylor Murray: 2018**

## CATS SHINE IN THE CLASSROOM

- Matthew Mitchell has put an emphasis on academics since arriving on campus as the Wildcats have had a 3.0 team GPA or better each of the last 11 semesters. In the fall of 2016, the Wildcats posted a 3.517 team GPA, which was the highest GPA for a semester in the Mitchell era. UK followed that with a 3.464 team GPA in the spring with four players earning 4.0s. UK earned a 3.3 team GPA in the fall of 2017. Under Mitchell, 38 Wildcats have been tabbed to the SEC Academic Honor Roll and 100 percent of Mitchell's players have received their degrees.

## SEVEN CATS PLAYING OVERSEAS

- Kentucky women's basketball currently has seven alumnae who signed professional contracts to play overseas for the 2017-18 season.
  - Azia Bishop is playing for Feko Ilgaz in Turkey.
  - Bria Goss is playing for Maccabi Raanana in Israel.
  - DeNesha Stallworth and Jennifer O'Neill are playing for Sparta&K MR in Russia
  - Janean Thompson is playing for Piestanske C. in Slovakia
  - Evelyn Akhator is playing for Besiktas in Turkey
  - Makayla Epps is playing for Hoops Club in Lebanon.

## 9 STRAIGHT YEARS TOP 15 IN ATTENDANCE

- Big Blue Nation continues to show its massive support for Kentucky WBB as UK ranked 15th in average attendance during the 2017-18 season with 5,187 fans per game, marking the ninth straight year the Wildcats have ranked in the top 15 in average attendance nationally. UK has ranked top 25 in average attendance for 15 straight seasons.
- Overall in 16 home games – including three inside Rupp Arena – Kentucky amassed a total attendance of 82,984, which ranked top-20 nationally in total home attendance for 2017-18. Kentucky did not amass 100,000 for the seventh straight year, but played four fewer home games in 2017-18 than previous years.
- Kentucky's attendance numbers have reached impressive heights the last decade as the Wildcats have averaged 5,000 or more fans every year since 2009-10, while seven of the eight most-attended home games in program history have all come the past few years under head coach Matthew Mitchell.

## MITCHELLS DONATE \$1 MILLION TO UK ATHLETICS

- In June of 2014, Coach Matthew Mitchell and his wife, Jenna, pledged \$1 million over the next 10 years to the University of Kentucky Athletics Department. The donation will provide UK Athletics \$100,000 per year over the next 10 years to be used for a variety of capital projects, including updates and renovations for football. The donation is the largest ever given by a UK athletics employee to the athletics department.
- Matthew and Jenna have been very active in the Lexington community since arriving in Lexington. In October 2016, Matthew and Jenna were presented the Community Service Award by the Urban League of Lexington.



## WHEN WAS THE LAST TIME ...

### SCORING

**A player scored 40+ points:** 42, Makayla Epps vs. Miss. State, 1-12-15

**A player scored 30+ points:** 31, Maci Morris vs. Morehead St., 11-28-18

**A player scored 25+ points:** 27, Maci Morris at Tennessee, 1-10-19

**A player scored 20+ points:** 20, Maci Morris at LSU, 1-17-19

**Player came off the bench to score 20 or more points:** 20, Tatyana Wyatt vs. Evansville, 12-5-17

**Two players score 20 or more points in a game:** 25 by Rhyne Howard/23 Taylor Murray, vs. UNC, 11-24-18

**Three players had 20 or more points in a game:** vs. Morehead St., 11-18-15 (28, Alexis Jennings; 22, Janee Thompson; 21 Makayla Epps)

**Two players score 30 points or more in a game:** n/a

**A player record five or more consecutive 20-plus point games:** 7 by Maci Morris (22 at Missouri, 2-8-18; 21 at Miss. State, 2-11-18; 20 vs. Arkansas, 2-15-18; 35 at South Carolina, 2-18-18; 20 at Ole Miss, 2-22-18; 22 vs. Miss. State, 2-25-18; 25 vs. Alabama, 3-1-18)

**A player record four or more consecutive 20-plus point games:** 7 by Maci Morris (22 at Missouri, 2-8-18; 21 at Miss. State, 2-11-18; 20 vs. Arkansas, 2-15-18; 35 at South Carolina, 2-18-18; 20 at Ole Miss, 2-22-18; 22 vs. Miss. State, 2-25-18; 25 vs. Alabama, 3-1-18)

**A player record three or more consecutive 20-plus point games:** 3 by Maci Morris (20 at Mississippi State, 1-6-19; 27 at Tennessee, 1-10-19; 20 at LSU, 1-17-19)

**A player record back-to-back 20-plus point games:** 3 by Maci Morris (20 at Mississippi State, 1-6-19; 27 at Tennessee, 1-10-19; 20 at LSU, 1-17-19)

**A player record back-to-back 30-plus point games:** Makayla Epps 31 vs. S. Carolina, 3-4-17; 30 vs. Belmont, 3-17-17

**A player score 15 or more points in the 1st half:** 15, Maci Morris vs. Rhode Island, 12-6-18

**A player score 15 or more points in the 2nd half and OT:** 16, Maci Morris at Miss. St., 1-6-19

**A player score 20+ points in the 1st half:** 25, Maci Morris vs. Morehead St., 11-28-18

**A player score 20+ points in the 2nd half and OT:** 20, Rhyne Howard vs. Murray State, 12-21-18

**A player hit a last-second shot to win the game:** Makayla Epps vs. Mississippi State, 2-23-17 (hit the game-winning basket with 8.7 remaining in the contest to put Kentucky up 77-75 in OT)

**A freshman score 25 points or more:** 25, Rhyne Howard vs. Murray St., 12-21-18

**All five starters in double figures:** vs. Oklahoma, 3-21-16

**No player scored in double figures:** vs. LSU, 1-16-03

### DOUBLE-DOUBLES

**A player record a double-double:** Rhyne Howard (20/11rebs) vs. Ole Miss, 1-13-19

**10-20 Game:** Evelyn Akhator (14pts/23rebs), vs. Ohio State, 3-19-17

**20-20 Game:** Valerie Still (42 pts/20 rbs) vs. Charleston, 12-19-82

**20-10 Game:** Taylor Murray (23pts/10asts) & Rhyne Howard (25pts/12rebs) vs. UNC, 11-24-18

**30-10 Game:** Victoria Dunlap (33 pts/18 rbs) vs. Butler, 11-15-09

**More than one player with a double-double in the same game:** Taylor Murray (23pts/10asts) & Rhyne Howard (25pts/12rebs) vs. UNC, 11-24-18

**Three players with a double-double in the same game:** Alexis Jennings (28pts/13rebs), Evelyn Akhator (12pts, 16rebs), Makayla Epps (21pts, 11rebs,12asts) vs. Morehead State, 11-18-15

**A player record back-to-back double-doubles:** Rhyne Howard (2) (25pts/12rebs) vs. UNC, 11-24-18; (17pts/10rebs) vs. Morehead State, 11-28-18

**More than one player record back-to-back double-doubles:** Victoria Dunlap (11 pts/12 rbs) and Eleia Roddy (13 pts/10 rbs) vs. NCAT,

1-1-09; Victoria Dunlap (20 pts/15 rbs) and Eleia Roddy (11 pts/10 rbs) vs. Miami (Ohio), 1-3-09

**Double-Double in Points and Rebs:** Rhyne Howard (20pts/11rebs), vs. Ole Miss, 1-13-19

**Double-Double in Points and Assists:** Taylor Murray (23pts/10 ast) vs. UNC, 11-24-18

**Double-Double in Points and Blocks:** n/a

**Double-Double in Points and Steals:** Leslie Nichols (18 pts/11 steals) vs. Louisville, 2-14-86

**A player record four or more consecutive double-doubles:** 5 by Evelyn Akhator (10pts/14rebs) vs. Washington, 3-25-16, (18pts/10rebs) vs. Miami, 11-11-16, (28pts/13rebs) vs. Albany, 11-12-16, (17pts/11rebs) vs. New Hampshire, 11-17-16, (12pts/14rebs) at Colorado, 11-19-16

**A player record five or more consecutive double-doubles:** 5 by Evelyn Akhator (10pts/14rebs) vs. Washington, 3-25-16, (18pts/10rebs) vs. Miami, 11-11-16, (28pts/13rebs) vs. Albany, 11-12-16, (17pts/11rebs) vs. New Hampshire, 11-17-16, (12pts/14rebs) at Colorado, 11-19-16

**A player record a triple-double in a game:** (2nd in school history) Makayla Epps, vs. Morehead State, (21pts, 12ast, 11 rebs) 11-18-15

**A player record a perfect game (at least five FGs made):** Makayla Epps vs. Middle Tennessee, 12-12-14 (6-of-6 FGs)

**5 or more players score in double figures:** 6 vs. WCU (12-18-18) - Wyatt (16), Morris (13), Howard (18), Murray (11), Paschal (11), Roper (12)

**6 or more players score in double figures:** 6 vs. WCU (12-18-18) - Wyatt (16), Morris (13), Howard (18), Murray (11), Paschal (11), Roper (12)

**7 or more players score in double figures:** 8 vs. Lipscomb (11-21-13) - Stallworth (14), Walker (10), Thompson (16), Goss (18), Evans (12), O'Neill (11), Pinkett (15), Harper (12)

### FIELD GOALS

**Made 12 FG in a game:** 12, Maci Morris vs. Morehead State, 11-28-18

**Made 13 FG in a game:** 13, Maci Morris at South Carolina, 2-18-18

**Made 14 FG in a game:** 18, Makayla Epps vs. Mississippi State, 1-12-15

**Made 15 FG in a game:** 18, Makayla Epps vs. Mississippi State, 1-12-15

**Made 16 FG in a game:** 18, Makayla Epps vs. Mississippi State, 1-12-15

**Made 17 FG in a game:** 18, Makayla Epps vs. Mississippi State, 1-12-15

**Made 18 FG in a game:** 18, Makayla Epps vs. Mississippi State, 1-12-15

### FIELD GOALS ATTEMPTED

**Attempted 29 FG in a game:** 30, Makayla Epps vs. Miss. State, 1-12-15

**Attempted 28 FG in a game:** 30, Makayla Epps vs. Miss. State, 1-12-15

**Attempted 26 FG in a game:** 26, Maci Morris vs. Cal, 12-21-17

**Attempted 25 FG in a game:** 26, Maci Morris vs. Cal, 12-21-17

**Attempted 24 FG in a game:** 26, Maci Morris vs. Cal, 12-21-17

**Attempted 23 FG in a game:** 23, Maci Morris at South Carolina, 2-18-18

**Attempted 22 FG in a game:** 23, Maci Morris at South Carolina, 2-18-18

**Attempted 21 FG in a game:** 23, Maci Morris at South Carolina, 2-18-18

**Attempted 20 FG in a game:** 20, Rhyne Howard vs. Ole Miss, 1-13-19

### THREE-POINTERS

**A player with 5 in a game:** 5, Rhyne Howard vs. Ole Miss, 1-13-19

**A player with 6 in a game:** 7, Rhyne Howard vs. Southern, 11-11-18

**A player with 7 in a game:** \*7, Rhyne Howard vs. Southern, 11-11-18

**Attempted 10 or more in a game:** 11, Rhyne Howard vs. Southern, 11-11-18

### FREE THROWS

**Made 10 FT in a game:** 10, Jaida Roper vs. Morehead St, 11-28-18

**Made 11 FT in a game:** 12, Makayla Epps at Ole Miss, 01-21-16

**Made 12 FT or more in a game:** 12, Makayla Epps at Ole Miss, 01-21-16

**Attempted 10 FT in a game:** 10, Makayla Epps vs. Vandy, 2-5-17





## WHEN WAS THE LAST TIME ...

**Attempted 11 FT in a game:** 12, Evelyn Akhator, vs. Wash. St., 12-21-16  
**Attempted 12 FT in a game:** 12, Evelyn Akhator, vs. Wash. St., 12-21-16  
**Attempted 15+ FTs in a game:** 15, Makayla Epps vs. Miami, 11-11-16  
**Hit 100% (10+ attempts):** Jaida Roper, 11-28-18 (10-10) vs. Morehead St.

### REBOUNDS

**A player with 10+ rebounds:** 11, Rhyne Howard vs. Ole Miss, 1-13-19  
**A player with 11+ rebounds:** 11, Rhyne Howard vs. Ole Miss, 1-13-19  
**A player with 12+ rebounds:** 15, Rhyne Howard vs. SHU, 12-29-18  
**A player with 13+ rebounds:** 15, Rhyne Howard vs. SHU, 12-29-18  
**A player with 14+ rebounds:** 15, Rhyne Howard vs. SHU, 12-29-18  
**A player with 15+ rebounds:** 15, Rhyne Howard vs. SHU, 12-29-18  
**A player with 16+ rebounds:** 23, Evelyn Akhator vs. Ohio St., 3-19-17  
**A player with 17+ rebounds:** 23, Evelyn Akhator vs. Ohio St., 3-19-17  
**A player with 18+ rebounds:** 23, Evelyn Akhator vs. Ohio St., 3-19-17  
**A player with 19+ rebounds:** 23, Evelyn Akhator vs. Ohio St., 3-19-17  
**A player with 20+ rebounds:** 23, Evelyn Akhator vs. Ohio St., 3-19-17  
**A player with 21+ rebounds:** 23, Evelyn Akhator vs. Ohio St., 3-19-17  
**A player with 25+ rebounds:** \*27, Valerie Still vs. National College, 2-9-82  
**A player with back-to-back games with 15+ rebounds:** Evelyn Akhator  
 15 rebs at Alabama (1-12-17); 16 rebs vs. Georgia (1-15-17)  
**10+ Rebs in three consecutive games:** 3, Evelyn Akhator (3-4 to 3-19-17)  
**10+ Rebs in four consecutive games:** 5, Evelyn Akhator (3-25-16 -  
 11-19-16)  
**10+ Rebs in five consecutive games:** 5, Evelyn Akhator (3-25-16 -  
 11-19-16)  
**10+ Rebs in six consecutive games:** 7, Eleia Roddy (2008)  
**Two players grab 10+ rebounds in a game:** 11, Akhator; 13, Murray  
 at LSU, 1-19-17  
**Three players grab 10+ rebounds in a game:** 16, Akhator; 13, Jennings;  
 11, Epps vs. Morehead State, 11-18-15

### ASSISTS

**A player with 8 or more assists in a game:** 10, Taylor Murray vs. UNC,  
 11-24-18  
**A player with 9 or more assists in a game:** 10, Taylor Murray vs. UNC,  
 11-24-18  
**A player with 10 or more assists in a game:** 10, Taylor Murray vs.  
 UNC, 11-24-18  
**A player with 11 or more assists in a game:** 11, Taylor Murray vs.  
 Florida, 2-19-17  
**A player with 12 or more assists in a game:** 12, Makayla Epps vs.  
 Morehead State, 11-18-15

### BLOCKS

**A player with 5 or more blocks in a game:** 5, KeKe McKinney vs.  
 Middle Tennessee, 12-15-18  
**A player with 6 or more blocks in a game:** 6, Alexis Jennings vs.  
 Oklahoma, 3-21-16  
**A player with 7 or more blocks in a game:** \*7, DeNesha Stallworth  
 vs. Texas A&M, 2-18-13

### STEALS

**A player with 5 steals in a game:** 5, Taylor Murray vs. Ole Miss, 1-13-19  
**A player with 6 steals in a game:** 6, Rhyne Howard vs. Miss. St., 1-7-19  
**A player with 7 steals in a game:** 7, Rhyne Howard, vs. URI, 12-6-18  
**A player with 8 steals in a game:** 9, A'dia Mathies vs. Neb.-Omaha, 11-23-11  
**A player with 9 steals in a game:** 9, A'dia Mathies vs. Neb.-Omaha, 11-23-11  
**A player with 10 steals in a game:** 10, Erica Jackson vs. ECU, 2-16-99  
**A player with 11 or more steals in a game:** \*11, Leslie Nichols vs.  
 Louisville, 2-14-86

### MINUTES

**Played every minute of a game:** 40 Taylor Murray vs. LSU, 2-4-18  
**Played over 40 minutes:** 44, Makayla Epps/Evelyn Akhator vs. Miss.  
 State, 2-23-17  
**Played over 45 minutes:** 45, Makayla Epps & Makenzie Cann at  
 Louisville, 12-4-16  
**Played over 50 minutes:** 51, Kastine Evans vs. Baylor - 4OT, 12-6-13

### FOULS

**Four or more UK players foul out in a game:** Jennifer Humphrey,  
 Sarah Elliott, Chanté Bowman, Brittany Edelen vs. Louisville, 12-3-06

### THE LAST TIME KENTUCKY...

**Won a game by 20 or more pts:** +22 (77-55) vs. VU, 1-3-19  
**Won an SEC game by 20 or more pts:** +22 (77-55) vs. VU, 1-3-19  
**Won a game by 30 or more pts:** +39 (88-49) vs. Murray St., 12-21-18  
**Won an SEC game by 30 or more pts:** +32 (89-57) vs. Ole Miss, 1-26-17  
**Won a game by 40 or more pts:** +60 (99-39) vs. WCU, 12-18-18  
**Won an SEC game by 40 or more points:** +44 (97-53) vs. Auburn, 1-20-13  
**Won a game by 50 or more pts:** +60 (99-39) vs. WCU, 12-18-18  
**Won an SEC game by 50 or more pts:** \*+53 (100-47) vs. Miss. St., 1-17-13  
**Won a game by 60 or more pts:** +60 (99-39) vs. WCU, 12-18-18  
**Won a game by 70 or more pts:** +75 (100-25) vs. Jacksonville St.,  
 11-15-11  
**Scored 100 pts or more in a game:** 100 vs. Evansville, 12-5-17  
**Scored 100 pts or more in an SEC game:** 108 vs. Ole Miss, 2-13-14  
**Scored 90 points or more in a game:** 99 vs. WCU, 12-18-18  
**Scored 90 points or more in three straight games:** 96 vs. Wagner,  
 11-10-13; 103 vs. Georgia Southern, 11-13-13; 96 vs. Central  
 Michigan, 11-17-13  
**Scored 90 points or more in four straight games:** 4 - 96 vs. Wagner,  
 11-10-13; 103 vs. Georgia Southern, 11-13-13; 96 vs. Central  
 Michigan, 11-17-13, 116 vs. Lipscomb 11-12-13  
**Scored 80 points or more in a game:** 89 vs. Murray St., 12-21-18  
**Scored 50 points or more in the first half:** 56 vs. WCU, 12-18-18  
**Scored 50 points or more in the second half:** 50 vs. Florida, 3-4-16  
**Scored 60 points or more in first half:** 60 vs. Grambling, 12-29-13  
**Scored 60 points or more in second half:** 60 vs. Ole Miss, 2-13-14  
**Lost a game by 20 or more points:** -23 (81-58) vs. Miss. State, 3-2-18  
**Lost a game by 30 or more points:** -30 (93-63) vs. South Carolina, 3-5-16  
**Lost a game by 40 or more points:** -44 (39-83) vs. Tennessee, 1-27-2001  
**Lost an SEC game by 40 or more pts:** -44 (39-83) vs. Tennessee, 1-27-01  
**Lost a game by 50 or more points:** -72 (38-110) vs. Tennessee, 1-21-01  
**Lost a game by 60 or more points:** -72 (38-110) vs. Tennessee, 1-21-01  
**Lost a game by 70 or more points:** -72 (38-110) vs. Tennessee, 1-21-01  
**Allowed 100 points:** 130 by Baylor, 12-6-13  
**Allowed 90 or more points:** 90 by Baylor, 11-30-17  
**Scored fewer than 50 points:** 49 vs. Ole Miss, 1-13-19  
**Scored fewer than 40 points:** 36 vs. LSU, 12-18-2005  
**Scored fewer than 25 points in a half:** 21 (1st) vs. Ole Miss, 1-13-19  
**Scored fewer than 20 points in a half:** 20 (1st) vs. South Carolina, 1-21-18  
**Held opponent to 50 points or fewer:** 49 vs. Murray St., 12-21-18  
**Held opponent to 40 points or fewer:** 39 vs. WCU, 12-18-18  
**Held opponent to 30 points or fewer:** 24 by Jackson St., 11-29-15  
**Held opponent to 20 pts or fewer in the 1st half:** 15 vs. Ole Miss, 1-13-19  
**Held opponent to 20 pts or fewer in the 2nd half:** 19 vs. WCU, 12-18-18  
**Held SEC opp. to 20 pts or fewer in the 1st half:** 15 vs. Ole Miss, 1-13-19  
**Held an opponent to 10 points or fewer in the first half:** \*9 by  
 Charleston Southern, 12-10-04  
**Held an opponent to 10 points or fewer in the second half:** \*7 by  
 Jackson St., 11-29-15  
**Won a game after trailing at the half:** vs. UNC, 11-24-18 (47-38)  
**Won a game after trailing 10+ at the half:** at Arizona St., 11-15-15 (29-17)





## WHEN WAS THE LAST TIME ...

**Won an SEC game after trailing at the half:** vs. Alabama, 3-1-18, (25-23)  
**Won after trailing at the half at home:** vs. Miss. State, 2-23-16 (31-30)  
**Won a game after trailing at the half on the road:** at Wash. State, 11-19-17 (35-34)  
**Scored 100 or more points and lost:** n/a  
**Scored 80 points or more and lost:** at S. Carolina, 2-26-17 (95-87)  
**Scored 50 points or fewer and won:** 48 vs. Louisville, 12-2-12  
**Game decided by one point:** vs. UCLA, 11-23-18 (W, 75-74 (ot))  
**Game decided by two points:** at Tennessee, 1-10-19 (73-71)  
**Game decided by three points:** vs. Florida, 1-11-18 (56-53)  
**Shot 50 percent or better vs. non-conference opponent:** 50.7% (34-of-67) vs. Murray St., 12-21-18  
**Shot 50% or better vs. SEC opponent:** 51.0% (25-of-49) at LSU, 1-17-19  
**Shot 50 percent or better in consecutive games:** three - MTSU (56.8%) 12-15-18; WCU (58.6%) 12-18-18; Murray St. (50.7) 12-21-18  
**Shot 55 percent or better:** 58.6 vs. WCU, 12-18-18  
**Shot 60 percent or better:** 64.7 vs. Alabama, 1-25-18  
**Shot 70 percent or higher in a half:** 71.4 (1st half) vs. Middle Tenn., 12-15-18  
**Shot 60 percent or higher from 3:** 60.0 vs. Middle Tenn., 12-15-18  
**Shot 30 percent or lower:** 26.6 vs. Ole Miss, (17-of-64), 1-13-19  
**Shot 20 percent or lower:** 20.0 vs. Georgia, (12-of-60), 3-02-07  
**Shot 15% or lower in a half:** 13.6 (1st half) vs. USC (3-of-22), 3-2-08  
**Held an opponent to lower than 30 percent:** 26.9% (14-of-52) by Sacred Heart, 12-29-18  
**Held an opponent to lower than 20 percent:** 15.6% (7-of-45) by Jackson State, 11-29-15  
**Held an opponent to lower than 15 percent in a half:** 4.2% (2nd half) vs. Jackson State, 11-29-15  
**Opponent shot 50 percent or better:** 55.6% by VU (20-of-36), 1-3-19  
**Opponent shot 60 percent or better:** 60.4% by South Carolina (32-of-53), 1-21-18  
**Opponent shot 50 percent or better in consecutive games:** Two straight - Florida, 58.0% (29-of-50), 1-31-16; South Carolina, 52.0% (26-of-50), 2-4-16  
**Did not hit a 3-pointer:** vs. Middle Tenn., 12-9-16 (0-of-9)  
**Held opponent without a 3-pointer:** Texas A&M (0-3), 2-28-16  
**Held consecutive opponents without a 3-pointer:** Delaware State, 11-10-12 (0-of-0) and Baylor, 11-13-12 (0-3)  
**Opponent hit 10 or more 3-pointers:** 10 by UNC, 11-24-18  
**Hit 10 or more 3-pointers:** 10 vs. Murray St., 12-21-18  
**Hit 11 or more 3-pointers:** 11 vs. WCU, 12-18-18  
**Hit 12 or more 3-pointers:** 13 vs. Southern, 11-11-18  
**Hit 13 or more 3-pointers:** \*14 vs. Mississippi State, 1-8-12 (14-of-30)  
**Pulled down 60 or more rebounds:** \*67 vs. Morehead State, 11-18-15  
**Pulled down 65 or more rebounds:** \*67 vs. Morehead State, 11-18-15  
**Had 20 or more Reb. than Opp:** 22 vs. SHU, 12-29-18 (57-35)  
**Had 30 or more assists in a game:** 32 vs. Morehead St., 11-18-15  
**Had 20 or more assists in a game:** 20 vs. Muray St., 12-21-18  
**Had 20 or more assists in three straight games:** 4 - 32 vs. Morehead St., 11-18-15; 24 vs. Colorado 11-22-15; 26 vs. Eastern Michigan 11-25-15; 22 vs. Jackson State 11-29-15  
**Had 20 or more assists in four straight games:** 32 vs. Morehead St., 11-18-15; 24 vs. Colorado 11-22-15; 26 vs. Eastern Michigan 11-25-15; 22 vs. Jackson State 11-29-15  
**Had 20 or more assists in five straight games:** 26 vs. Louisville (2/23/82); 25 vs. Alabama (2/26/82); 29 vs. LSU (2/27/82), 27 vs. Tennessee (2/28/82) and 24 vs. Illinois (3/14/82)  
**Had 19 or more blocks in a game:** \*19 vs. North Carolina A&T, 12-6-05  
**Had 10 or more blocks in a game:** 10 vs. Evansville, 12-5-17  
**Opponent had 10 or more blocks in a game:** 10 vs. Ohio State, 3-19-17

**Had 15 or more steals in a game:** 15 vs. Murray St., 12-21-18  
**Had 20 or more steals in a game:** 23 vs. Alabama State, 11-7-18  
**Had 25 or more steals in a game:** \*28 vs. West Virginia, 12-12-93  
**Opponent had 15 or more steals in a game:** 17 by LSU, 1-17-19  
**Forced 30 or more turnovers in a game:** 30 vs. Rhode Island, 12-6-18  
**Forced 30 or more turnovers in an SEC game:** 31 vs. Tennessee, 3-3-13  
**Forced 40 or more turnovers in a game:** 43 vs. Alabama State, 11-7-18  
**Committed 30 or more turnovers in a game:** 30 at Florida, 1-31-16  
**Committed 30 or more turnovers and won:** 34 vs. Green Bay, 3-19-12  
**Committed five turnovers or fewer:** 5 vs. New Hampshire, 11-17-16  
**Committed 10 turnovers or fewer in a non-con game:** 10 vs. WCU, 12-18-18  
**Committed 10 turnovers or fewer in an SEC game:** 10 vs. Arkansas, 2-15-18  
**Opponent committed fewer than 10 turnovers:** 7 by UofL, 12-9-18  
**Attempted 40 FT:** 42 vs. Tennessee St., 3-20-15  
**Attempted fewer than five FT:** 4 vs. South Carolina, 1-13-11  
**Made 30 FT:** 31 vs. Tennessee St., 3-20-15  
**Made 40 FT:** 49\* vs. Baylor, 12-6-13  
**Hit 100 percent from the free-throw line (min. 10 made):** \*12-of-12 vs. Missouri, 1-13-13  
**Won an overtime game:** vs. UCLA, 11-24-18, (75-74) (N) 1OT  
**Lost an overtime game:** vs. Arizona State, 12-11-16 (73-71) (A) 1OT  
**Played a double-overtime game:** vs. Miss. State, 2-12-15 (92-90) (H)  
**Played a triple-overtime game:** vs. Baylor, 12-6-13 (133-130) (N) 4OT  
**Played a quadruple-overtime game:** vs. Baylor, 12-6-13 (133-130) (N) 4OT  
**Started three freshmen in a game:** (Evans, Conwright, Drake) vs. UTC, 12-11-10  
**Started four freshmen in a game:** (Mendeng, Helm, Hawthorne, Stoglin) vs. Tennessee, 1-27-2001  
**Defeated a Top-5 opponent:** 2-23-17 - #22/rv UK 78 - #3/2 vs. Miss. State 75 (OT) (H)  
**Defeated a Top-10 opponent:** 2-23-17 - #22/rv UK 78 - #3/2 vs. Miss. State 75 (OT) (H)  
**Defeated a Top-25 opponent:** 1-10-19 - #16 UK 73 - #13 vs. UT 71 (A)  
**Defeated a Top-25 non-conference opponent at home:** 12-1-16 - #17 UK 82 - #12 Oklahoma 68 (H)  
**Defeated a Top-25 non-conference opponent on the road:** 11-15-15 - #17/18 UK 68 - #15/15 Arizona State 64 (A)  
**Defeated a Top-25 opponent at a neutral site:** 11-22-18 - #rv UK 85 - #17 vs. USF 63 (N) - 2018 Paradise Jam  
**Defeated a Top-10 SEC opponent at home:** 2-23-17 - #22/rv UK 78 - #3/2 vs. Miss. State 75 (OT) (H)  
**Defeated a Top-25 SEC opponent at home:** 2-23-17 - #22/rv UK 78 - #3/2 vs. Miss. State 75 (OT) (H)  
**Defeated a Top-25 opponent on the road:** 1-10-19 - #16 UK 73 - #13 vs. UT 71 (A)  
**Defeated a Top-25 SEC opponent on the road:** 1-10-19 - #16 UK 73 - #13 vs. UT 71 (A)  
**Defeated a Top-10 opponent on the road:** 12-7-14 - UK 77 - #7/7 Louisville 68 (A)  
**Defeated a Top-10 SEC opponent on the road:** 2-16-14 - UK 75 - #8/8 Tennessee 71 (A)  
**Was defeated by an unranked opp. (while ranked) at home:** vs. Ole Miss (55-49), 1-13-19 (#16/16)  
**Was defeated by an unranked opp. (while ranked) on the road:** at Miami (Fla.) (54-65), 12-10-17 (#20/23)  
**Was defeated by an unranked opp. (while ranked) at a neutral site:** vs. Illinois (77-71), 11-27-14 (#9/10)  
*\* Denotes a school record*



## TOP-10 HOME GAMES ATTENDANCES (! INCLUDES RUPP ARENA)

1.	23,705	Duke !	12/22/13
2.	22,075	Baylor !	11/17/14
3.	18,488	DePaul !	12/07/12
4.	17,150	Duke !	12/20/15
5.	14,508	Duke !	12/08/11
6.	14,425	Louisville !	12/10/15
7.	13,689	Tennessee !	01/26/06
8.	10,622	Old Dominion	02/05/83
9.	10,390	Rutgers !	01/12/80
10.	10,192	Louisville !	12/28/06



## Memorial Coliseum (8,000)

- The Coliseum covers an entire city block and has as much space as a seven-story office building. It currently has a capacity of 8,000.
- The Coliseum was built in 1950 and serves as a memorial to every Kentuckian who lost their life serving their country.
- A massive new LED video board spanning approximately 1,800 square feet with dimensions of 30 feet by 60 feet is set to be installed in Memorial Coliseum this fall.
- Wildcat fans are passionate about their basketball, that's why UK has ranked in the nation's top 25 and in the SEC's top four in attendance 15 straight years.
- The Cats are 159-28 at Memorial in the Matthew Mitchell Era.
- UK averaged 5,186 fans per game in 2017-18 which ranked 15th nationally.
- UK drew 116,164 fans for its home games in 2015-16 the second-highest total attendance in school history.

## HOME COURT WINNING STREAKS (INCLUDES RUPP ARENA)

Games	Began	Ended
1.	34 Feb. 13, 2011	Feb. 3, 2013
2.	30 Feb. 12, 1980	Jan. 31, 1982
3.	25 March 19, 2009	Jan. 9, 2010
4.	19 Feb. 23, 1982	Feb. 9, 1983
5.	14 Jan. 31, 1990	Jan. 27, 1991
6.	13 Jan. 30, 1984	Jan. 13, 1985
	13 March 2, 2014	Jan. 29, 2015
8.	11 Feb. 7, 1987	Jan. 7, 1988
	11 Feb. 10, 1979	Feb. 2, 1980
10.	10 Nov. 19, 2004	Jan. 27, 2005



## Rupp Arena (23,000)

- An awesome structure in sight and scope, the arena is divided into two seating areas. The lower level features 10,000 cushioned theater seats. The upper level has 13,000 seats on epoxy-coated metal bleachers. The latter can be visually isolated to provide more natural setting for small shows.
- The Wildcats command an exclusive and updated state-of-the-art locker room, while other amenities include six team-size dressing rooms and eight smaller units.
- In 2013-14, UK set the new single-game attendance record when 23,706 fans saw UK face No. 2 Duke in Rupp Arena on Dec. 22, 2013. The attendance marked the largest crowd ever to see a college women's hoops game in the Commonwealth — the previous mark was 22,152 for the first Kentucky-Louisville game played in the KFC Yum! Center on Dec. 5, 2010.
- In 2015-16, Kentucky packed 17,150 fans in Rupp Arena on Dec. 20 against Duke, which was the fourth-largest home crowd in program history. On Dec. 10, the Wildcats had 14,425 fans at the historic arena, which was the sixth-largest home crowd in school history.
- Kentucky will play two games inside Rupp Arena in 2018-19 after playing three games inside the historic building last season.

## KENTUCKY ATTENDANCE AVERAGES LAST 15 YEARS

Year	Total	(Games) Rank	Avg. PG
2003-04	72,533	(14 games) 16th	5,182
2004-05	90,663	(19 games) 20th	4,772
2005-06	77,411	(15 games) 20th	5,161
2006-07	87,943	(15 games) 13th	5,863
2007-08	85,769	(18 games) 23rd	4,756
2008-09	75,194	(17 games) 21st	4,423
2009-10	95,615	(17 games) 14th	5,624
2010-11	95,453	(15 games) 11th	6,364
2011-12	113,068	(18 games) 13th	6,282
2012-13	104,447	(17 games) 11th	6,144
2013-14	121,089*	(18 games) 9th	6,727*
2014-15	108,436	(17 games) 8th	6,379
2015-16	116,164	(18 games) 8th	6,454
2016-17	104,252	(20 games) 14th	5,213
2017-18	82,984	(16 games) 15th	5,187

\* - SCHOOL RECORD



## MISCELLANEOUS AND SPECIALTY STATS

### LEADING SCORER

Rhyn Howard	9
Maci Morris	8
Taylor Murray	2

### LEADING REBOUNDER

Rhyn Howard	11
KeKe McKinney	4
Ogechi Anyagligbo	3
Tatyana Wyatt	2
Taylor Murray	1
Maci Morris	1
KeKe McKinney	1

### LEADER IN ASSISTS

Taylor Murray	9
Jaida Roper	7
Rhyn Howard	3
Amanda Paschal	3
Blair Green	1
Maci Morris	1

### CHARGES DRAWN

Kentucky	32
Tatyana Wyatt	7
Jaida Roper	6
Ogechi Anyagligbo	5
Maci Morris	5
Rhyn Howard	5
Amanda Paschal	2
KeKe McKinney	1
Taylor Murray	1
Opponents	9

### 10-SEC. BACKCOURT VIOLATION FORCED

Kentucky	1
Opponent	0

### 5-SEC. OUT-OF-BOUNDS CALLS FORCED

Kentucky	6
Opponent	1

### SHOT CLOCK VIOLATIONS FORCED

Kentucky	9
Opponent	2

### 20-POINT SCORING GAMES

Rhyn Howard	6
Maci Morris	6
Taylor Murray	1

### 30-POINT SCORING GAMES

Maci Morris	1
-------------	---

### 40-POINT SCORING GAMES

TBD	
-----	--

### DOUBLE-FIGURE SCORING GAMES

Taylor Murray	14
Rhyn Howard	15
Maci Morris	16
Jaida Roper	8
Blair Green	3
KeKe McKinney	2
Tatyana Wyatt	1
Amanda Paschal	1
Ogechi Anyagligbo	

### DOUBLE-FIGURE REBOUND GAMES

Rhyn Howard	5
Ogechi Anyagligbo	1

### 20-PLUS REBOUNDING GAMES

TBD	
-----	--

### SEASON DOUBLE-DOUBLES

Rhyn Howard	4
Taylor Murray	1

### TECHNICAL FOULS

Kentucky	0
Opponent	2

### UK'S FIRST SUBSTITUTION

Blair Green	8
Amanda Paschal	6
Ogechi Anyagligbo	5
Jaida Roper	2
Taylor Murray	1

### FIRST TO SCORE

Maci Morris	9
Rhyn Howard	4
Tatyana Wyatt	3
Taylor Murray	1
Jaida Roper	1
Amanda Paschal	1

### JUMP BALLS CONTROLLED

Kentucky	14
Tatyana Wyatt	12
Rhyn Howard	2
Opponent	6

### RUNS OF 10 OR BETTER

Kentucky	19
Opponent	2

### LARGEST HALFTIME LEAD

vs. WCU	36
---------	----

### LARGEST HALFTIME LEAD (SEC)

vs. Vanderbilt	16
----------------	----

### LARGEST HALFTIME DEFICIT

at Mississippi State	-14
----------------------	-----

### LARGEST HALFTIME DEFICIT (SEC)

at Mississippi State	-14
----------------------	-----

### LARGEST UK LEAD

vs. WCU	61
---------	----

### LARGEST UK WIN

vs. vs. WCU	60
-------------	----

### LARGEST UK WIN (SEC)

vs. Vanderbilt	22
----------------	----

### LARGEST UK DEFICIT

at Mississippi State	21
----------------------	----

### LARGEST UK DEFICIT (SEC)

at Mississippi State	21
----------------------	----

### LARGEST UK LOSS

at Mississippi State	15
----------------------	----

### LARGEST UK LOSS (SEC)

at Mississippi State	15
----------------------	----

### MOST CONSECUTIVE POINTS

vs. Alabama State	19
-------------------	----

### MOST CONSECUTIVE POINTS (SEC)

at LSU	10
--------	----

### MOST CONSECUTIVE OPP. POINTS

at Mississippi State	12
----------------------	----

### SPECIALTY STATS

PP - Points in the paint; POT - Points off turnovers; 2nd - Second-chance points; FB - Fast break points; BP - Bench points

Opponent	KENTUCKY/OPPONENT				
	PP	POT	2nd	FB	BP
Alabama State	28/16	51/4	14/8	9/0	34/22
Southern	24/18	41/12	7/4	4/0	26/23
Virginia	24/20	32/14	8/7	2/4	24/20
High Point	26/18	15/15	9/7	6/2	19/5
South Florida	20/28	17/8	8/15	4/19	28/10
UCLA	22/48	19/11	9/20	10/16	20/14
North Carolina	26/20	34/17	8/7	11/22	12/5
Morehead State	30/36	38/10	17/11	2/10	24/20
Rhode Island	28/32	21/8	15/8	2/4	10/4
Louisville	28/42	11/7	20/6	0/12	9/10
MTSU	18/38	21/11	6/4	8/2	17/11
Western Carolina	40/20	33/4	15/3	6/0	35/9
Murray State	34/24	25/8	12/5	6/0	32/16
Sacred Heart	36/14	18/5	13/3	6/4	22/4
Vanderbilt	24/30	30/21	12/4	0/0	27/8
Miss. State	22/48	28/31	12/25	4/12	16/9
Tennessee	20/36	22/15	13/20	6/6	29/14
Ole Miss	10/18	8/15	5/9	0/2	13/6
LSU	24/32	14/26	9/13	0/4	16/6

Missouri					
Texas A&M					
South Carolina					
Florida					
Auburn					
Alabama					
Arkansas					
South Carolina					
LSU					
Texas A&M					
LSU					
Georgia					
Total	484/538	478/242	212/179	86/119	413/219

### CLUTCH FREE THROWS - INDIVIDUAL/SEASON TOTALS

(final three minutes of regulation and overtime in a six-point game)

Player	FT-FTA	Pct.
Amanda Paschal	9-10	.900
Maci Morris	2-4	.500
Rhyn Howard	5-8	.625
Taylor Murray	1-2	.500
Tatyana Wyatt	1-4	.250
Jaida Roper	9-10	.900
Ogechi Anyagligbo	0-2	.000
KeKe McKinney	1-2	.500
TOTAL	23-36	.638

### MOST CONSECUTIVE OPP. PTS (SEC)

at Mississippi State	12
----------------------	----

### LARGEST LEAD IN 1ST HALF

vs. WCU	36
---------	----

### LARGEST DEFICIT IN 1ST HALF

at Mississippi State	19
----------------------	----

### LARGEST LEAD IN 2ND HALF

vs. WCU	61
---------	----

### LARGEST DEFICIT IN 2ND HALF

at Mississippi State	21
----------------------	----

### LARGEST LEAD IN LOSS

vs. Ole Miss	8
--------------	---

### LARGEST 1ST HALF DEFICIT IN WIN

vs. UNC	11
---------	----

### LARGEST 2ND HALF DEFICIT IN WIN

vs. UNC	13
---------	----

### LARGEST 1ST HALF DEFICIT IN SEC WIN

vs. Vanderbilt	2
----------------	---

### LARGEST 2ND HALF DEFICIT IN SEC WIN

at LSU	2
--------	---

### LONGEST WINNING STREAK

Nov. 7-Dec. 6	9
---------------	---

### LONGEST SEC WINNING STREAK

TBD	
-----	--

### LONGEST LOSING STREAK

TBD	
-----	--

### LARGEST MEMORIAL COL. CROWD

vs. Middle Tennessee	5,076
----------------------	-------

### LARGEST HOME CROWD

vs. Middle Tennessee	5,076
----------------------	-------

### LARGEST ROAD CROWD

at Louisville	13,786
---------------	--------

### LARGEST NEUTRAL CROWD

vs. South Florida	874
-------------------	-----





# Head Coach Matthew Mitchell



@UKCoachMitchell



@UKCoachMitchell

- Became UK's all-time winningest coach on March 3, 2013 with 139 wins in just six seasons.
- Including the storied history of the UK MBB program, he is the fifth Kentucky Basketball head coach to win 250 games with the Wildcats joining Adolph Rupp, Joe B Hall, Tubby Smith and John Calipari.
- Has 108 career SEC wins, which ranks 11th most in league history
- Two-time AP SEC Coach of the Year (2010 & 2012).
- Led UK to postseason play in 10 of his 11 seasons. (2 WNIT, 8 NCAA)
- School-record eight consecutive NCAA Tournament appearances from 2010-2017.
- Three NCAA Elite Eight finishes. (2010, 2012 and 2013)
- Five Sweet 16 appearances. (2010, 2012, 2013, 2014, 2016)
- Led UK to its first SEC Regular Season Championship in 30 years during the 2011-12 season.
- Nine top-four finishes in the SEC in his 10 seasons.
- Four SEC Tournament title game appearances in the last six years. (2010, 2011, 2013, 2014)
- 132 consecutive appearances in the AP Top 25 poll from 2009-10 to 2016-17 (eighth longest streak in poll history.)
- School-record eight straight 20-win seasons from 2010-2017.
- Compiled an impressive 166-36 (.822) mark at home (includes Rupp).
- Led UK to a school-record 30 wins in 2012-13.
- Led UK to a school-record 13 SEC wins in 2011-12 and 2012-13.
- Sixteen NCAA Tournament wins.
- Forty-nine wins over ranked opponents, including 16 over top 10.
- Nine top-20 recruiting classes, including the nation's fifth-ranked class in 2009-10 and 2012-13.
- Has coached 18 All-Conference Performers, including two who were named SEC Player of the Year in Victoria Dunlap (twice) and A'dia Mathies (twice), two who were SEC Freshman of the Year winners in A'dia Mathies and Bria Goss, and two SEC (Co) 6th Women of the Year winners in Keyla Snowden and Jennifer O'Neill (2014 and 2015).
- A UK player won the AP SEC Player of the Year 4 straight years, the 1st SEC school to accomplish that feat.
- Under his leadership, 38 different players have been named to the SEC Academic Honor Roll, seven have been All-SEC Freshmen honorees, three were named All-Americans, including just the second State Farm/WBCA All-American in school history in Victoria Dunlap and one player (Chelsea Chowning) was named an Academic All-American, the first in school history.
- Five WNBA draft picks, including three in the first round - Dunlap was UK's first WNBA first round draft pick when she was chosen as the 11th overall pick in the 2011 WNBA Draft and A'dia Mathies was selected 10th overall by the Los Angeles Sparks in the 2013 draft. Last year, Evelyn Akhator became UK's highest ever pick when she went third overall to the Dallas Wings before Makayla Epps went 33rd overall to Chicago.

## DID YOU KNOW?

- Coach Mitchell and his three brothers (David, Mark, Stephen) are all Eagle Scouts.
- Named an honorary Rotarian in the Lexington chapter in 2011.
- Has three daughters, Lacy Lea Arant, Saylor Rose and Presley Blue ... Lacy is a 2012 graduate of Mississippi State ... Daughter, Saylor Rose, is named after former Wildcat, Victoria Essence Rose Dunlap.
- Became a grandfather in October 2017 as Lacy and her husband Stephen had their first son.
- Used to be the lead singer of a band called "Coach Mitchell and the B Team" and is now the lead singer of "Matthew Mitchell and the Go Big Blue Band" which played prior to the football team's season opener at The New CWS.
- Gave \$100,000 of his new seven-year contract (May, 2012) back to the University of Kentucky for academic purposes.
- In 2014, pledged \$1 million over the next 10 years to UK Athletics through the Mitchell Family Foundation.
- In 2016, Matthew and Jenna were presented the Community Service Award by the Urban League of Lexington.

Year	School	Position	Record	SEC	Postseason
18-19	Kentucky	Head Coach	16-3	3-2	-
17-18	Kentucky	Head Coach	15-17	6-10	n/a
16-17	Kentucky	Head Coach	22-11	11-5	NCAA Second Round/SEC Semifinals
15-16	Kentucky	Head Coach	25-8	10-6	NCAA Sweet 16/SEC Semifinals
14-15	Kentucky	Head Coach	24-10	10-6	NCAA Second Round/SEC Semifinals
13-14	Kentucky	Head Coach	26-9	10-6	NCAA Sweet 16/SEC Tournament Finals
12-13	Kentucky	Head Coach	30-6	13-3	NCAA Elite Eight/SEC Tournament Finals
11-12	Kentucky	Head Coach	28-7	13-3	NCAA Elite Eight/SEC Regular Season Champions
10-11	Kentucky	Head Coach	25-9	11-5	NCAA Second Round/SEC Tournament Finals
09-10	Kentucky	Head Coach	28-8	11-5	NCAA Elite Eight/SEC Tournament Finals
08-09	Kentucky	Head Coach	16-16	5-9	WNIT Second Round
07-08	Kentucky	Head Coach	17-16	8-6	WNIT Quarterfinals/SEC Tournament Semifinals
06-07	Morehead St.	Head Coach	14-16		Third-place OVC finish
05-06	Morehead St.	Head Coach	16-13		OVC Tournament Semifinals
04-05	Kentucky	Asst. Coach	18-16		WNIT final four
03-04	Kentucky	Asst. Coach	11-17		-
02-03	Florida	Asst. Coach	9-19		-
01-02	Florida	Asst. Coach	18-11		NCAA Tournament
2000-01	Florida	Asst. Coach	24-6		NCAA Tournament
1999-00	Tennessee	Grad. Asst.	33-4		NCAA Runner-up
<b>Total</b>	<b>at UK</b>	<b>Head Coach</b>	<b>272-120 (.694)</b>		
	<b>vs. SEC</b>	<b>Head Coach</b>	<b>111-66 (.627)</b>		
	<b>Overall</b>	<b>Head Coach</b>	<b>302-149 (.67)</b>		

## MITCHELL VS. OPPONENTS

	UK	Overall
Alabama	13-2	13-2
Alabama A&M	2-0	2-0
Alabama State	1-0	1-0
Albany	1-0	1-0
Alcorn State	1-0	1-0
Appalachian State	1-0	1-0
Arizona State	1-1	1-1
Arkansas	13-1	13-1
Arkansas Pine-Bluff	2-0	2-0
Auburn	12-3	12-3
Austin Peay	-	4-1
Baylor	2-3	2-3
Belmont	2-0	2-0
Binghamton	1-0	1-0
Bradley	1-0	1-0
Boston	1-0	1-0
Butler	1-0	1-0
Cal	0-1	0-1
Centenary	-	1-0
Central Michigan	2-0	2-0
Chattanooga	1-0	1-0
Cincinnati	2-0	2-0
College of Charleston	-	1-0
Colorado	1-1	1-1
Connecticut	0-2	0-2
Dayton	1-1	1-1
Delaware	1-0	1-0
Delaware State	1-0	1-0
DePaul	2-0	2-0
Duke	2-4	2-4
East Tennessee State	1-1	1-1
Eastern Illinois	-	3-1
Eastern Kentucky	-	3-1
Eastern Michigan	1-0	1-1
Evansville	1-0	1-1
FGCU	0-1	0-1
Florida	12-4	12-5
Florida Atlantic	1-0	1-0
Florida A&M	1-0	1-0
Furman	1-0	1-0
Gardner-Webb	1-0	1-0
Georgia	9-8	9-8
Georgia Southern	1-0	1-0
George Washington	1-1	1-1
Gonzaga	1-0	1-0
Grambling State	1-0	2-0
Green Bay	1-0	1-0
Hampton	1-0	1-0
High Point	2-0	2-0
Illinois	0-1	0-1
IUPUI	1-0	1-1
Jackson State	1-0	1-0
Jacksonville State	1-0	4-1
James Madison	1-0	1-0
Kentucky Christian	-	1-0
Liberty	1-0	1-0
Lipscomb	2-0	2-0
Long Island	1-0	1-0
LSU	9-9	9-9
Louisville	6-6	6-6
Marist	2-0	2-0
Marshall	1-0	1-2
Marquette	0-1	0-1
McNeese State	2-0	2-0
Miami (Fla.)	1-1	1-1
Miami Ohio	4-0	4-0
Michigan	0-2	0-2
Michigan State	1-0	1-0
Middle Tennessee	7-3	7-3
Minnesota	0-1	0-1
Mississippi State	12-5	12-6
Mississippi Valley State	2-0	2-0
Missouri	5-2	5-2
Montana	1-0	1-0
Morehead State	9-0	9-0
Murray State	2-0	3-3
Navy	1-0	1-0
Nebraska	1-0	1-0
Nebraska Omaha	1-0	1-0
New Hampshire	1-0	1-0
Northeastern	1-0	1-0
Northern Kentucky	2-0	2-0
North Carolina	1-1	1-1
North Carolina A&T	1-0	1-0
Notre Dame	1-1	1-1
Ohio State	0-1	0-1
Oklahoma	2-1	2-1
Ole Miss	9-4	9-4
Old Dominion	0-1	0-1
Pepperdine	1-0	1-0
Pikeville College	-	1-0
Radford	1-0	1-0
Rhode Island	1-0	1-0
Rice	1-0	1-0
Sacramento State	1-0	1-0
Sacred Heart	1-0	1-0
Samford	2-0	3-3
Sam Houston State	1-0	1-0
South Alabama	1-0	1-0
South Carolina	10-15	10-15
South Carolina-Upstate	2-0	2-0
South Florida	2-0	2-0
Southeast Missouri	1-0	1-3
Southern	1-0	1-0
Southern Miss	2-0	2-0
Syracuse	1-0	1-0
Tennessee	6-14	6-14
Tennessee-Chattanooga	2-0	2-0
Tennessee-Martin	2-0	5-2
Tennessee State	3-0	3-0
Tennessee Tech	2-0	1-4
Texas	0-1	0-1
Texas A&M	4-4	4-4
UCLA	1-0	1-0
UC Santa Barbara	3-0	3-0
UNC Asheville	1-0	1-0
Vanderbilt	13-5	13-5
Virginia	1-0	1-0
Virginia Tech	-	0-1
Wagner	1-0	1-0
Washington	0-1	0-1
Washington State	2-0	2-0
Western Carolina	1-0	1-0
Western Kentucky	0-2	0-3
William & Mary	1-0	1-0
Wisconsin	0-1	0-1
Wright State	1-0	1-0
Wofford	1-0	1-0
Xavier	0-2	0-3
Yale	1-0	1-0
<b>Total</b>	<b>272-120</b>	<b>302-149</b>





# OGECHI ANYAGALIGBO

#21 • FORWARD • RS-JR • 6-1

MIAMI, FLA./MIAMI COUNTRY DAY/STONY BROOK

## GENERAL

Great athlete that is a physical player on both ends of the court ... Can finish around the basket and has strong rebounding skills ... Came to Kentucky after winning America East Conference Rookie of the Year honors at Stony Brook in 2016 ... Sat out the 2016-17 season due to NCAA transfer rules ... Is a senior academically but has two years of athletic eligibility remaining.

- SEC Academic Honor Roll (2017)
- America East Conference Rookie of the Year (2016 at Stony Brook)

## 2018-19 (REDSHIRT JUNIOR)

Played 17 minutes in UK's exhibition game vs. LMU with five points, four rebounds and four blocks... Played 12 minutes vs. Southern, shot 3 of 4 from the field and posted three rebounds... Recorded eight rebounds vs. Virginia, three offensive and five defensive, to lead UK... Had her first career start vs. High Point recording two assist and one rebound... Played 22 minutes vs. USF in first game of the Paradise Jam, scored six points on 3-of-3 shooting and grabbed three rebounds... Did not play vs. UCLA in second game of Paradise Jam because of an ankle injury... Did not play vs. Morehead State and Rhode Island to recover from an ankle injury... Played a solid eight minutes vs. WCU, scored six points on 3-of-4 shooting, tallied four rebounds, two assists... Had her best rebounding game as a Wildcat vs. Murray State, charted UK career-high 10 boards, five offensive and five defensive... Shined on the boards vs. Sacred Heart, posted three offensive rebounds and five defensive rebounds, in only 10 minutes, recorded two blocks... Played 11 minutes in conference opener vs. Vanderbilt, recorded six points on 3-of-4 shooting, logged two rebounds, a steal and a block... Played big minutes down the stretch at Tennessee, recorded a season-high 13 points on 6-of-7 shooting, added three rebounds and a steal... Provided a solid 25 minutes at LSU, led UK with six rebounds, posted five points and an assist.

## 2017-18 (JUNIOR)

Played six minutes going 2-for-2 from the field with one rebound in the team's lone exhibition game vs. Southern Indiana before sustaining a season-ending knee injury.



@Triple\_Ogg



@triple\_og



## CAREER HIGHS

POINTS:	23 vs. LIU, 12/21/15
FGM:	10 vs. LIU, 12/21/15
FGA:	16 vs. LIU, 12/21/15
FTM:	4 vs. HARTFORD, 03/05/16
FTA:	6 vs. SYRACUSE, 12/06/15
3FGM:	-
3FGA:	-
O-REBOUNDS:	5(3x) LAST vs. MURRAY ST., 12/21/18
D-REBOUNDS:	16 vs. WAGNER, 12/18/15
TOTAL REBOUNDS:	19 vs. WAGNER, 12/18/15
ASSISTS:	3 vs. UMBC, 01/13/16
BLOCKS:	4 vs. NEW HAMPSHIRE, 01/16/16
STEALS:	3(2x) LAST vs. ALABAMA ST., 11/07/18
MINUTES:	39 vs. ST. BONAVENTURE, 12/01/15

## SEASON HIGHS

POINTS:	13 vs. TENNESSEE, 01/10/19
FGM:	6 vs. TENNESSEE, 01/10/19
FGA:	7 vs. TENNESSEE, 01/10/19
FTM:	2 vs. MISSISSIPPI STATE, 01/06/19
FTA:	3 vs. TENNESSEE, 01/10/19
3FGM:	-
3FGA:	-
O-REBOUNDS:	5 vs. MURRAY ST., 12/21/18
D-REBOUNDS:	5(4x) LAST AT LSU, 01/17/19
TOTAL REBOUNDS:	10 vs. MURRAY ST., 12/21/18
ASSISTS:	2(2x) LAST vs. WCU, 12/18/18
BLOCKS:	2 vs. SACRED HEART, 12/29/18
STEALS:	3 vs. ALABAMA ST., 11/07/18
MINUTES:	25 AT LSU, 01/17/19

## CAREER STATS

Year	GP-GS	MIN	FG-FGA	PCT	3FG-FGA	PCT	FT-FTA	PCT	OFF-DEF	TOT-AVG	PF-FO	A	TO	BLK	ST	PTS-AVG
*2015-16	32-31	916-28.6	135-243	.556	0-0	.000	54-89	.607	75-214	289-9.0	81-2	23	81	41	26	324-10.1
2016-17																
2017-18																
2018-19	16-1	228-14.3	25-54	.463	0-0	.000	4-12	.333	23-33	56-3.5	27-0	7	16	5	8	54-3.4
TOTAL	48-32	1144-23.8	160-297	.539	0-0	.000	58-101	.574	98-247	345-7.2	108-2	30	97	46	34	378-7.9

\* at Stony Brook



2016-17 (SOPHOMORE)

Practiced with the team, but had to sit out from game action due to NCAA transfer rules.

AT STONY BROOK

Was the 2015-16 America East Conference Rookie of the Year after averaging 10.1 points and 9.0 rebounds per game ... Played in all 32 games during her freshman season at Stony Brook, finishing first on the team in rebounds and blocks, and second on the team in scoring and steals ... Led the AEC in rebounds and was named the AEC Rookie of the Week nine times during the season, just one honor short of the conference record ... Averaged 9.0 rebounds per game, 1.3 blocks per game and hit .556 from the field – all which ranked top 10 in Stony Brook’s single-season rankings ... Finished the season by scoring in double figures 16 times, including nine double-doubles ... Best performances came against LIU Brooklyn, where she scored a career-high 23 points, before an impressive 19-rebound performance against Wagner, which was the best rebounding performance by a Stony Brook player since 2005-06.

HIGH SCHOOL

During her time at Miami Country Day High School, she was an all-state honoree and three-year captain ... She won two state championships and nearly averaged a double-double with 11.0 points and 9.6 rebounds ... Was named the DICK’s Sporting Goods High School Nationals Most Valuable Player her senior season after leading the Spartans to the state title ... Helped Miami Country Day to a 29-4 record and runner-up finish in the state tournament her freshman season ... Was a two-sport athlete, lettering two years in volleyball ... Played AAU ball on the Nike EYBL Circuit for the Miami Suns Team Fowles under head coach Erika Haney.

PERSONAL

Place of Birth: Miami, Fla. ... Parent(s): Eucharía and Chris Anyagaligbo ... Siblings: Four sisters (Uchenna, Oluchi, Nikiru, Onyekachi) ... Major: Biology with a minor in Psychology ... Shooting Hand: Left.

GAME-BY-GAME STATS

(At Stony Brook - 2015-16)

Opponent	Min	FG-A	3PT-A	FT-A	O-D-T	PF	A	TO	BS	ST	PTS
Iona	33	4-5	0-0	1-2	1-6-7	2	1	3	2	0	9
at Hofstra	24	4-7	0-0	4-6	2-7-9	5	0	3	2	0	12
at Saint Peter's	25	4-9	0-0	1-2	1-8-9	3	0	1	0	2	9
at Columbia	27	5-7	0-0	1-2	3-7-10	2	2	1	1	0	11
Ole Miss	25	2-2	0-0	0-4	1-4-5	2	1	3	0	1	4
St. Bonaventure	39	4-6	0-0	1-2	5-10-15	4	2	4	0	2	9
at Cornell	34	6-8	0-0	0-2	3-7-10	3	0	4	1	0	12
at Syracuse	33	7-15	0-0	3-6	1-8-9	1	0	1	3	1	17
at Yale	31	6-10	0-0	2-3	4-4-8	3	0	2	1	2	14
Morgan St.	26	3-6	0-0	2-4	0-9-9	3	0	5	1	0	8
at Wagner	37	3-8	0-0	2-4	3-16-19	2	0	6	1	1	8
LIU Brooklyn	33	10-16	0-0	3-5	4-8-12	3	2	1	1	0	23
Harvard	31	5-8	0-0	1-3	5-9-14	3	1	3	1	1	11
Binghamton	34	7-9	0-0	1-1	4-10-14	1	1	3	1	1	15
at UMass Lowell	24	2-5	0-0	4-4	0-5-5	2	2	3	0	1	8
at UMBC	29	2-5	0-0	1-2	3-5-8	1	0	4	2	0	5
New Hampshire	28	5-10	0-0	3-3	2-9-11	3	1	2	2	3	13
Hartford	23	7-9	0-0	2-2	2-6-8	1	0	3	1	0	16
at Albany (NY)	23	-8	0-0	0-0	1-2-3	4	0	1	1	0	14
at Maine	30	2-4	0-0	1-2	0-8-8	2	3	0	0	2	5
Vermont	30	4-8	0-0	0-2	3-8-11	3	3	2	1	0	8
at Binghamton	19	2-2	0-0	0-2	1-4-5	1	0	3	0	1	4
UMASS Lowell	25	4-8	0-0	0-0	4-3-7	2	1	1	1	0	8
at Hartford	28	3-9	0-0	3-5	3-7-10	3	0	2	3	2	9
UMBC	18	2-4	0-0	3-3	3-3-6	5	3	2	1	0	7
at New Hampshire	31	4-8	0-0	3-3	2-4-6	3	1	6	4	1	11
Albany (NY)	29	4-7	0-0	3-3	2-5-7	2	0	2	2	1	11
Maine	26	1-5	0-0	0-0	3-5-8	1	0	1	3	0	2
at Vermont	30	4-13	0-0	2-4	4-7-11	1	0	2	1	2	10
Hartford	31	3-6	0-0	4-4	1-9-10	2	1	2	3	0	10
Maine	36	5-8	0-0	2-2	3-8-11	3	0	1	3	1	12
Youngstown St.	24	4-8	0-0	1-2	1-3-4	4	1	1	0	1	9

(RS-Junior - 2018-19)

Opponent	Min	FG-A	3PT-A	FT-A	O-D-T	PF	A	TO	BS	ST	PTS
Alabama State	16	1-6	0-0	0-0	3-1-4	3	0	1	0	3	2
Southern	12	3-4	0-0	0-1	1-2-3	0	1	0	0	0	6
Virginia	15	1-4	0-0	0-0	3-5-8	1	0	1	0	1	2
Hight Point	19	0-1	0-0	0-0	0-1-1	3	2	1	0	0	0
vs. USF	22	3-3	0-0	0-2	2-1-3	3	0	2	0	0	6
vs. UCLA	DNP										
vs. UNC	2	0-0	0-0	0-0	0-0-0	1	0	0	0	0	0
Morehead St.	DNP										
Rhode Island	DNP										
at Louisville	3	0-2	0-0	0-0	0-0-0	0	0	0	0	0	0
MTSU	4	0-0	0-0	0-0	0-0-0	1	0	0	0	0	0
W. Carolina	18	3-4	0-0	0-0	1-3-4	1	2	0	0	1	6
Murray St.	19	1-4	0-0	0-2	5-5-10	3	0	0	0	0	2
Sacred Heart	10	0-4	0-0	0-0	3-5-8	1	0	1	2	0	0
Vanderbilt	11	3-4	0-0	0-0	1-1-2	2	0	2	1	1	6
at Miss. St.	21	1-4	0-0	2-2	2-1-3	2	1	2	1	1	4
at Tennessee	24	6-7	0-0	1-3	0-3-3	4	0	0	0	1	13
Ole Miss	7	1-3	0-0	0-0	1-0-1	0	0	1	1	0	2
at LSU	25	2-4	0-0	1-2	1-5-6	2	1	5	0	0	5
Missouri											
at Texas A&M											
S. Carolina											
Florida											
at Auburn											
at Alabama											
Arkansas											
at S. Carolina											
LSU											
Texas A&M											
at Georgia											

EXTRA STATS ...

	18-19	Career		18-19	Career
Scored 10+ Points	1	17	2+ Steals	-	7
Scored 15+ Points	-	4	Led UK in Scoring	-	-
Scored 20+ Points	-	1	Led UK in Rebounds	3	3
Made 3+ 3FG	-	-	Led UK in Assists	-	-
Double-figure Rebs.	1	13	Led UK in Steals	-	-
Double-doubles	-	9	Led UK in Blocks	2	2
3+ Assists	-	-			







# NAE NAE COLE

#44 • CENTER • RS-JR • 6-3

GAINESVILLE, VA./PAUL VI HS/NC STATE

## GENERAL

Transferred after three years at NC State in May 2018 and spent the summer impressing the coaching staff with her work ethic ... Strong, physical post player that will help give the Wildcats depth in practice as she sits out the 2018-19 year due to NCAA transfer rules ... Is a senior academically but has one year of athletic eligibility remaining.

## 2018-19 (REDSHIRT JUNIOR)

Will practice with the team but sit out the entire season due to NCAA transfer rules.

## AT NC STATE

Played in 61 career games for the Wolfpack from 2015 to 2018 averaging 7.0 minutes per game during her career ... As a freshman, she played in 18 games averaging 1.8 points and 1.5 rebounds per game ... Had her best year in 2016-17, playing in 24 games and averaging 2.8 points and 1.3 rebounds per game while hitting 63 percent from the field ... Her final year at NC State, she played in 19 games averaging 3.9 minutes.

## HIGH SCHOOL

Had a tremendous career at Paul VI Catholic High School, helping the Panthers win their ninth straight state championship title her senior season ... Was tabbed first-team All-Western Catholic Athletic Conference and a McDonald's All-American nominee as a senior ... ESPN HoopGurlz ranked her as the No. 100 overall prospect in the 2015 class as a four-star recruit and the 16th-best post player in the class ... Was second on her team in scoring as a senior averaging over 11 points per game ... Was ranked 33rd in the 2015 class by Blue Star Report.

## PERSONAL

Place of Birth: Chicago, Ill. ... Parent(s): John Cole, Jr. and Demetrice Cole ... Siblings: One sister, Demariyah Cole ... Major: Social Work ... Shooting Hand: Right.



@shesprettytall



@NaeNaeBaller44



## CAREER HIGHS

POINTS:	9 vs. UAB, 11/27/15
FGM:	4(4x) LAST VS. VIRGINIA TECH, 02/12/17
FGA:	11 vs. UAB, 11/27/15
FTM:	2(2x) LAST VS. AUBURN, 03/18/17
FTA:	4 vs. WOFFORD, 11/12/16
3FGM:	-
3FGA:	1 vs. ECU, 12/20/15
O-REBOUNDS:	3 vs. HIGH POINT, 11/15/15
D-REBOUNDS:	3(4x) LAST VS. SOUTH ALABAMA, 12/19/16
TOTAL REBOUNDS:	5 vs. HIGH POINT, 11/15/15
ASSISTS:	1(4x) LAST VS. NORTH CAROLINA, 02/11/18
BLOCKS:	3 vs. NORTH FLORIDA, 12/04/16
STEALS:	1 AT OLD DOMINION, 11/20/17
MINUTES:	20 vs. LSU, 11/26/15

## SEASON HIGHS

POINTS:	-
FGM:	-
FGA:	-
FTM:	-
FTA:	-
3FGM:	-
3FGA:	-
O-REBOUNDS:	-
D-REBOUNDS:	-
TOTAL REBOUNDS:	-
ASSISTS:	-
BLOCKS:	-
STEALS:	-
MINUTES:	-

## CAREER STATS

Year	GP-GS	MIN	FG-FGA	PCT	3FG-FGA	PCT	FT-FTA	PCT	OFF-DEF	TOT-AVG	PF-FO	A	TO	BLK	ST	PTS-AVG
*2015-16	18-0	134-7.4	14-36	.389	0-1	.000	4-14	.286	11-16	27-1.5	15-0	1	14	1	3	32-1.8
*2016-17	24-0	222-9.3	29-46	.630	0-0	.000	10-23	.435	11-19	30-1.3	21-1	1	18	9	2	68-2.8
*2017-18	19-0	74-3.9	4-11	.364	0-0	.000	1-6	.167	5-5	10-0.5	6-0	2	9	1	1	9-0.5
2018-19																
Total	61-0	430-7.0	47-93	.505	0-1	.000	15-43	.349	27-40	67-1.1	42-1	4	41	11	6	109-1.8

\* at NC State



## GAME-BY-GAME STATS

(Freshman - 2015-16)

Opponent	Min	FG-A	3PT-A	FT-A	O-D-T	PF	A	TO	BS	ST	PTS
Villanova	DNP										
High Point	12	2-3	0-0	0-2	3-2-5	0	0	1	0	0	4
Radford	15	2-4	0-0	0-0	2-0-2	1	0	2	0	0	4
at Liberty	13	0-0	0-0	0-0	1-1-2	2	0	0	0	0	0
Davidson	7	0-0	0-0	0-0	0-1-1	3	0	3	0	1	0
vs. Seton Hall	7	0-2	0-0	0-0	0-2-2	1	0	1	0	0	0
vs. UAB	17	4-11	0-0	1-3	1-2-3	2	0	1	0	0	9
at Nebraska	13	1-5	0-0	1-3	1-2-3	0	0	0	0	0	3
Charlotte	4	0-0	0-0	0-0	0-0-0	0	0	0	0	0	0
Elon	5	0-2	0-0	0-0	0-1-1	1	0	1	0	0	0
Western Carolina	7	4-4	0-0	0-0	3-1-4	0	1	1	1	1	8
vs. EKU	9	1-2	0-1	1-2	0-3-3	1	0	2	0	0	3
at Florida	DNP										
at Miami	6	0-1	0-0	0-0	0-0-0	0	0	1	0	0	0
Wake Forest	7	0-0	0-0	1-2	0-0-0	1	0	0	0	0	1
Georgia Tech	2	0-0	0-0	0-0	0-0-0	0	0	0	0	0	0
at Pittsburgh	DNP										
at Duke	DNP										
Louisville	DNP										
at Virginia Tech	2	0-0	0-0	0-0	0-0-0	0	0	0	0	0	0
Virginia	DNP										
North Carolina	1	0-0	0-0	0-0	0-1-1	1	0	0	0	0	0
at Notre Dame	6	0-2	0-0	0-2	0-0-0	2	0	1	0	1	0
at Wake Forest	DNP										
vs. Boston College	1	0-0	0-0	0-0	0-0-0	0	0	0	0	0	0
Syracuse	DNP										
at North Carolina	DNP										
Florida State	DNP										
at Clemson	DNP										
vs. Boston College	DNP										
vs. Syracuse	DNP										

(Sophomore - 2016-17)

Opponent	Min	FG-A	3PT-A	FT-A	O-D-T	PF	A	TO	BS	ST	PTS
Wofford	13	2-2	0-0	2-4	1-3-4	1	0	1	1	0	6
Hampton	8	2-2	0-0	0-0	1-3-4	2	0	3	0	0	4
College of Char.	11	2-3	0-0	1-2	1-1-2	0	0	0	2	1	5
MDES	4	0-0	0-0	0-0	0-0-0	0	0	0	0	1	0
vs. K-STATE	9	0-0	0-0	1-2	0-0-0	1	0	1	0	0	1
vs. UTEP	8	0-1	0-0	0-0	0-0-0	0	0	0	0	1	0
vs. LSU	20	4-4	0-0	0-0	2-1-3	5	0	2	0	0	8
Indiana	7	1-1	0-0	0-0	0-1-1	1	0	1	0	0	2
North Florida	16	2-3	0-0	0-0	1-1-2	1	0	1	3	0	4
UNCW	13	1-1	0-0	1-2	0-1-1	1	0	1	0	0	3
N.C. Central	15	3-7	0-0	1-2	0-0-0	0	0	0	0	0	7
at Tulane	12	2-7	0-0	0-0	1-0-1	2	0	0	0	0	4
at South Alabama	9	1-2	0-0	1-2	0-3-3	1	0	1	0	0	3
Notre Dame	17	2-2	0-0	0-0	0-0-0	0	0	1	1	0	4
Miami	7	0-0	0-0	0-2	0-1-1	0	0	0	0	0	0
at Wake Forest	2	0-0	0-0	0-0	0-0-0	1	0	0	0	0	0
at Syracuse	DNP										
Duke	DNP										
Clemson	DNP										
Pittsburgh	4	1-2	0-0	0-1	0-0-0	0	0	2	0	0	2
at North Carolina	DNP										
at Louisville	DNP										
at Georgia Tech	DNP										
Virginia Tech	16	4-5	0-0	0-2	2-0-2	1	1	2	1	0	8
at Boston College	4	1-2	0-0	0-0	1-1-2	0	0	0	0	0	2
Wake Forest	1	0-0	0-0	0-0	0-0-0	1	0	0	0	0	0
North Carolina	12	1-1	0-0	1-2	0-2-2	2	0	1	0	0	3
at Virginia	5	0-1	0-0	0-0	1-0-1	1	0	0	0	0	0
vs. Louisville	DNP										
vs. Auburn	2	0-0	0-0	2-2	0-1-1	0	0	0	0	0	2
vs. Texas	7	0-0	0-0	0-0	0-0-0	0	0	1	0	0	0

(Junior - 2017-18)

Opponent	Min	FG-A	3PT-A	FT-A	O-D-T	PF	A	TO	BS	ST	PTS
Jacksonville	5	0-0	0-0	0-0	1-2-3	0	0	0	0	0	0
Davidson	9	0-0	0-0	0-2	0-0-0	0	0	1	0	0	0
UNC Asheville	11	0-1	0-0	0-0	0-0-0	1	0	1	0	0	0
South Alabama	8	1-4	0-0	0-0	1-1-2	1	0	0	0	0	2
at Old Dominion	3	0-0	0-0	1-2	1-0-1	0	0	0	0	1	1
vs. Alabama	3	0-0	0-0	0-0	0-0-0	0	0	1	0	0	0
vs. SD State	DNP										
at Rutgers	DNP										
Tulane	6	0-0	0-0	0-0	0-1-1	0	0	0	1	0	0
Georgetown	1	0-0	0-0	0-0	0-0-0	0	0	0	0	0	0
ETSU	2	0-2	0-0	0-0	0-0-0	0	0	0	0	0	0
Elon	DNP										
at Vanderbilt	DNP										
at Virginia Tech	DNP										
Louisville	DNP										
Virginia	DNP										
at Duke	2	0-0	0-0	0-0	0-1-1	0	0	0	0	0	0
Georgia Tech	2	0-0	0-0	0-0	0-0-0	1	0	0	0	0	0
Syracuse	DNP										
at North Carolina	DNP										
at Wake Forest	DNP										
at Clemson	5	0-0	0-0	0-0	0-0-0	1	0	3	0	0	0
Florida State	DNP										
Boston College	1	0-0	0-0	0-0	0-0-0	0	1	0	0	0	0
at Miami	DNP										
North Carolina	3	0-0	0-0	0-2	0-0-0	0	1	1	0	0	0
Wake Forest	DNP										
at Pitt	DNP										
at Notre Dame	2	0-0	0-0	0-0	0-0-0	0	0	0	0	0	0
vs. North Carolina	1	0-0	0-0	0-0	0-0-0	0	0	0	0	0	0
vs. Duke	DNP										
vs. Louisville	DNP										
Elon	4	1-2	0-0	0-0	1-0-1	2	0	1	0	0	2
Maryland	2	0-0	0-0	0-0	0-0-0	0	0	1	0	0	0
vs. Miss. State	4	2-2	0-0	0-0	1-0-1	0	0	0	0	0	4

## EXTRA STATS ...

	18-19	Career		18-19	Career
Scored 10+ Points	-	-	2+ Steals	-	-
Scored 15+ Points	-	-	Led UK in Scoring	-	-
Scored 20+ Points	-	-	Led UK in Rebounds	-	-
Made 3+ 3FG	-	-	Led UK in Assists	-	-
Double-figure Rebs	-	-	Led UK in Steals	-	-
Double-doubles	-	-	Led UK in Blocks	-	-
3+ Assists	-	-			





# BLAIR GREEN

#5 • GUARD • FR • 6-0

HARLAN, KY./HARLAN COUNTY HS

## GENERAL

Impressive in-state prospect that has a strong motor .. Athletic, versatile guard that can score from the perimeter but also create off the dribble ... Was named 2018 Naismith High School All-America Honorable Mention after scoring 93 points in three games to lead Harlan County to the KHSAA State Tournament ... Picked Kentucky over Louisville, Dayton, Tennessee and UCLA.

## 2018-19 (FRESHMAN)

Led Kentucky in scoring in its exhibition game vs. LMU with 17 points going 8 of 17 from the field with four rebounds... Scored 13 points in the season opener vs. Alabama State, also earning three rebounds... Set a program record with freshman Rhyne Howard for the first time two freshmen scored 13 or more points in their varsity debuts... Posted nine points vs. Virginia, including a 3, reported two blocks and led UK with three steals... Played 28 minutes vs. High Point, charted four rebounds and three assists, scored 10 points... Played 24 minutes vs. UCLA in second game of Paradise Jam, scored six points, two rebounds... Played 32 minutes vs. Morehead State, scored eight points, grabbed five rebounds, including three defensive boards... Green played 21 minutes vs. MTSU, scored 11 points on 3-of-5 shooting from the field, including going 3 of 3 from long range, went 2 of 2 from the line... Scored nine points vs. Murray State on 4-of-6 shooting, posted six rebounds... Green played 19 minutes vs. Sacred Heart, posted eight points of 4-of-9 shooting, saw three defensive rebounds... Shot 4 of 5 from the field and 1 of 1 from the line for nine points in conference opener vs. Vanderbilt, posted two rebounds, two steals... Green sparked the defense vs. Ole Miss, played 26 minutes, saw three defensive rebounds, shot 4 of 9 from the field for nine points... Rallied nine points at LSU on 4 of 7 from the field and a 3, logged two boards.

## HIGH SCHOOL

Shinned as a senior at Harlan County High School helping the Black Bears to the KHSAA State Tournament ... Impressive performance in the regional tournament starting with 23 points and five rebounds against Pineville before 38 points, eight rebounds, four assists and two steals vs. South Laurel in the semifinals ... In the regional championship against North Laurel, she had 32 points, six assists, five steals and four rebounds, shooting 12-of-19 from the field ... Averaged



@blairgreen32



@greenblair32



## CAREER HIGHS

Points:	13 vs. ALABAMA ST., 11/07/18
FGM:	5(2x) LAST vs. HIGH POINT, 11/18/18
FGA:	10(2x) LAST vs. HIGH POINT, 11/18/18
FTM:	2(6x) LAST vs. MTSU, 12/15/18
FTA:	2(6x) LAST vs. MTSU, 12/15/18
3FGM:	3 vs. MTSU, 12/15/18
3FGA:	4 vs. SOUTHERN, 11/11/18
O-Rebounds:	2(3x) LAST vs. VANDERBILT, 01/03/19
D-Rebounds:	4 vs. Murray St., 12/21/18
Total Rebounds:	6 vs. Murray St., 12/21/18
Assists:	3 vs. HIGH POINT, 11/18/18
Blocks:	2 vs. Virginia, 11/15/18
Steals:	3 vs. Virginia, 11/15/18
Minutes:	32 vs. MSU, 11/28/18

## SEASON HIGHS

Points:	13 vs. ALABAMA ST., 11/07/18
FGM:	5(2x) LAST vs. HIGH POINT, 11/18/18
FGA:	10(2x) LAST vs. HIGH POINT, 11/18/18
FTM:	2(6x) LAST vs. MTSU, 12/15/18
FTA:	2(6x) LAST vs. MTSU, 12/15/18
3FGM:	3 vs. MTSU, 12/15/18
3FGA:	4 vs. SOUTHERN, 11/11/18
O-Rebounds:	2(3x) LAST vs. VANDERBILT, 01/03/19
D-Rebounds:	4 vs. Murray St., 12/21/18
Total Rebounds:	6 vs. Murray St., 12/21/18
Assists:	3 vs. HIGH POINT, 11/18/18
Blocks:	2 vs. Virginia, 11/15/18
Steals:	3 vs. Virginia, 11/15/18
Minutes:	32 vs. MSU, 11/28/18

## CAREER STATS

Year	GP-GS	MIN	FG-FGA	PCT	3FG-FGA	PCT	FT-FTA	PCT	OFF-DEF	TOT-AVG	PF-FO	A	TO	BLK	ST	PTS-AVG
2018-19	19-0	360-18.9	49-114	.430	9-25	.360	13-13	1.000	9-33	42-2.2	35-1	11	28	5	13	120-6.3
TOTAL	19-0	360-18.9	49-114	.430	9-25	.360	13-13	1.000	9-33	42-2.2	35-1	11	28	5	13	120-6.3





26.0 points per game and 6.5 rebounds per game as a senior, hitting 59.3 percent from the field and was an impressive 157-of-186 (84.4 percent) from the free-throw line ... Strong senior campaign led her to be a McDonald's All-America nominee and a member of the Naismith Trophy Preseason Watch List ... Was a finalist for Kentucky Miss Basketball ... Four-star prospect according to ESPN.com and ProspectsNation.com ... ESPN.com ranked her as the ninth best wing in the 2018 class and praised her long-range shooting, ability to exploit mismatches, rebound, handle and pass in transition ... ProspectsNation.com ranked her as the 46th best player overall in the 2018 class ... Incredible junior season averaging 23.1 points per game with 7.2 rebounds per game ... Shot 53.8 percent from the floor as a junior, including 43.8 percent (39-for-89) from 3 and 77.2 percent from the free throw line ... The strong season paced Harlan County to a 28-3 record and a appearance in the regional championship game ... Averaged over 18 points per game with eight rebounds per game for the Black Bears as a sophomore, hitting over 50 percent from the field ... Coached in high school by her mother, Debbie Green, who was also a letterwinner one season at Kentucky ... Was named a first-team all-state performer by both the Lexington Herald-Leader and Louisville Courier-Journal in 2017 and 2018 ... Was second-team all-state by the Louisville Courier-Journal and Lexington Herald Leader in 2016 ... Honorable mention all-state as a freshman by multiple outlets ... Played for the AAU Kentucky Premier team coached by Jarrad Parmley.

PERSONAL

Place of Birth: Knoxville, Tenn. ... Parent(s): Debbie and Elgin Green ... Siblings: One brother, Blaine Green ... Major: Kinesiology ... Shooting Hand: Right.

GAME-BY-GAME STATS

(Freshman - 2018-19)

Opponent	Min	FG-A	3PT-A	FT-A	O-D-T	PF	A	TO	BS	ST	PTS
Alabama State	22	5-10	1-3	2-2	1-2-3	1	1	1	0	1	13
Southern	18	1-9	1-4	0-0	0-1-1	4	1	1	0	2	3
Virginia	17	3-5	1-2	2-2	0-1-1	1	0	2	2	3	9
Hight Point	28	5-10	0-1	0-0	1-3-4	0	3	1	1	0	10
vs. USF	12	2-3	0-1	0-0	0-1-1	5	0	1	0	0	4
vs. UCLA	24	2-6	0-1	2-2	0-2-2	2	1	0	0	1	6
vs. UNC	6	0-2	0-0	2-2	1-0-1	1	0	2	0	1	2
Morehead St.	32	33-9	0-1	2-2	2-3-5	4	0	5	0	1	8
Rhode Island	21	1-8	0-0	0-0	0-2-2	1	0	0	0	0	2
at Louisville	13	0-2	0-0	0-0	0-1-1	1	0	0	0	0	0
MTSU	21	3-5	3-3	2-2	0-1-1	2	1	2	0	0	11
W. Carolina	22	2-6	0-2	0-0	0-3-3	3	1	3	1	1	4
Murray St.	19	4-6	1-1	0-0	2-4-6	3	0	3	1	0	9
Sacred Heart	19	4-9	0-0	0-0	0-3-3	1	0	0	0	0	8
Vanderbilt	18	4-5	0-0	1-1	2-0-2	2	1	2	0	2	9
at Miss. St.	6	1-2	0-0	0-0	0-0-0	1	0	1	0	0	2
at Tennessee	12	1-1	0-0	0-0	0-1-1	0	1	1	0	1	2
Ole Miss	26	4-9	1-3	0-0	0-3-3	0	1	0	0	0	9
at LSU	24	4-7	1-3	0-0	0-2-2	3	0	3	0	0	9
Missouri											
at Texas A&M											
S. Carolina											
Florida											
at Auburn											
at Alabama											
Arkansas											
at S. Carolina											
LSU											
Texas A&M											
at Georgia											

EXTRA STATS ...

	18-19	Career		18-19	Career
Scored 10+ Points	3	3	2+ Steals	3	3
Scored 15+ Points	-	-	Led UK in Scoring	-	-
Scored 20+ Points	-	-	Led UK in Rebounds	-	-
Made 3+ 3FG	1	1	Led UK in Assists	1	1
Double-figure Rebs	-	-	Led UK in Steals	1	1
Double-doubles	-	-	Led UK in Blocks	3	3
3+ Assists	1	1			



# SABRINA HAINES

#1 • GUARD • RS-JR • 5-10

PHOENIX, ARIZ./DESERT VISTA HS/ARIZONA STATE

## GENERAL

Electric guard that will be a scoring threat when she returns to the court after sitting out the 2018-19 season due to NCAA transfer rules ... Transferred to Kentucky from Arizona State in June of 2018 and spent the summer working out with the team as she returns from a knee injury ... Played in Rupp Arena in 2016-17 for the Sun Devils against the Wildcats, scoring nine points with four rebounds and two assists ... Is a senior academically but will have athletic eligibility remaining in 2019-20.

## 2018-19 (REDSHIRT JUNIOR)

Will practice with the team but sit out the entire season due to NCAA transfer rules.

## AT ARIZONA STATE

Played in 75 career games with 38 starts at Arizona State before her third season was cut short after only nine games due to injury ... Shined on and off the court in Tempe, earning Pac-12 All-Freshman honorable mention honors in 2016, while she was Pac-12 All-Academic honorable mention in 2017 and second-team in 2018 ... As a freshman in 2015-16, she played in every game and led the team in free-throw percentage and was second in 3-point field-goal percentage and fourth in 3-pointers ... Best performance as a rookie was a season-high 19 points – including 14 in the second half – on 5-of-7 shooting against Washington State ... Added six rebounds against the Cougars ... Scored in double figures against Hawaii, Columbia and Oregon during the year on her way to Pac-12 All-Freshman honors ... Blossomed as a sophomore, playing in every game with 32 starts leading the team in 3s and free-throw percentage while sitting second in assists and fourth in scoring and steals ... Scored in double figures nine times during the 2016-17 season, including a season-best 17 against Washington State ... Was a star in Arizona State's four postseason games in 2016-17, averaging 13.3 points per game on 48 percent shooting from the field, including 50 percent from long range ... In the Pac-12 Tournament, she scored 12 points against Utah and 14 against UCLA and continued that hot scoring in the NCAA Tournament with 15 points in the opener vs. Michigan State before 12 points and three 3s against eventual national champion South Carolina in the second round ... Prior to her injury in 2017-18, she played in all nine of ASU's games and had scored in double figures five times,



@sabrinahaines



@sabrinahaines



## CAREER HIGHS

POINTS:	19(2x) LAST VS. SACRAMENTO ST., 11/18/17
FGM:	6 VS. SACRAMENTO ST., 11/18/17
FGA:	11 VS. MISSISSIPPI STATE, 11/23/17
FTM:	7 AT WASHINGTON STATE, 01/10/16
FTA:	9 AT WASHINGTON STATE, 01/10/16
3FGM:	4 VS. OREGON, 02/5/17
3FGA:	7 VS. UCLA, 03/3/17
O-REBOUNDS:	3(3x) LAST VS. COLGATE, 11/19/17
D-REBOUNDS:	8 AT FRESNO STATE, 11/15/17
TOTAL REBOUNDS:	9 AT FRESNO STATE, 11/15/17
ASSISTS:	6(2x) LAST AT USC, 01/29/17
BLOCKS:	1(5x) LAST VS. ILLINOIS STATE, 11/11/16
STEALS:	4(2x) LAST VS. USC, 02/24/17
MINUTES:	35 VS. WASHINGTON, 01/15/17

## SEASON HIGHS

POINTS:	-
FGM:	-
FGA:	-
FTM:	-
FTA:	-
3FGM:	-
3FGA:	-
O-REBOUNDS:	-
D-REBOUNDS:	-
TOTAL REBOUNDS:	-
ASSISTS:	-
BLOCKS:	-
STEALS:	-
MINUTES:	-

## CAREER STATS

Year	GP-GS	MIN	FG-FGA	PCT	3FG-FGA	PCT	FT-FTA	PCT	OFF-DEF	TOT-AVG	PF-FO	A	TO	BLK	ST	PTS-AVG
*2015-16	33-0	574-17.4	60-144	.416	15-47	.319	39-45	.867	25-47	72-2.2	53-0	27	24	4	23	174-5.2
*2016-17	33-32	896-27.2	70-195	.359	29-75	.387	58-67	.866	18-66	84-2.5	73	79	55	1	32	227-6.9
*2017-18	9-6	220-24.4	29-72	.403	8-28	.286	26-30	.867	9-25	34-3.8	20-1	8	17	0	11	92-10.2
2018-19										DNP - Transfer						
TOTAL	75-38	1690-22.5	159-411	.387	52-150	.347	123-142	.866	52-138	190-2.5	146-2	114	96	5	66	493-6.6

\* at Arizona State



including a career-high tying 19 points against Sacramento State ... At the time of her injury, she was averaging 10.2 points per game, which ranked second on the team and had been named to the ASU Classic All-Tournament Team after averaging 14.5 points, shooting 56 percent from the field in wins over Buffalo and UC Riverside.

HIGH SCHOOL

A 2015 graduate of Desert Vista High School in Phoenix where she averaged 10.8 points, 4.5 rebounds, 2.5 assists and 2.5 steals during her high school career ... Was one of five players named to The Arizona Republic’s All-Arizona girls basketball team in addition to earning All-Tribune First-Team honors following a senior season in which she averaged 15.1 points, 5.4 rebounds, 4.3 assists and 3.3 steals ... A participant in USA Basketball’s 16-under National team trials in May of 2013 and the USA Basketball Women’s U17 World Championship Team Trials in April 2014, she was a top-100 player in the class of 2015 out of high school.

PERSONAL

Place of Birth: Colorado Springs, Colo. ... Parent(s): Ryan Haines and Sharon Valdivia ... Major: Journalism with a minor in Sociology ... Shooting Hand: Right.

GAME-BY-GAME STATS

(Freshman - 2015-16)												
Opponent	Min	FG-A	3PT-A	FT-A	O-D-T	PF	A	TO	BS	ST	PTS	
Kentucky	3	0-1	0-1	0-0	0-0-0	1	0	1	0	0	0	
at SMU	15	0-3	0-1	0-0	0-2-2	2	2	0	0	1	0	
South Carolina	11	2-2	2-2	0-0	2-1-3	0	0	1	0	0	6	
at Hawaii	29	3-7	0-2	5-5	0-4-4	3	0	0	1	0	11	
CSU Bakersfield	23	3-6	1-3	0-0	0-2-2	4	0	2	0	0	7	
VCU	18	3-4	1-1	0-0	1-3-4	1	1	3	0	0	7	
Columbia	22	3-5	3-4	2-2	1-1-2	1	0	0	1	1	11	
at Syracuse	22	0-3	0-2	0-0	1-2-3	2	1	0	1	0	0	
at Hartford	22	2-4	0-0	2-2	0-1-1	0	0	0	0	0	2	
Marquette	13	3-6	1-3	0-1	1-0-1	2	1	1	0	1	7	
Florida St.	12	2-5	2-2	0-0	1-1-2	4	0	0	0	0	6	
CSUN	18	2-5	0-0	2-2	3-1-4	1	2	1	0	3	6	
California	14	1-5	0-2	0-0	0-0-0	0	1	0	0	0	2	
Stanford	16	1-3	0-0	2-2	0-0-0	2	0	0	0	1	4	
at Washington	14	2-6	0-4	0-0	0-1-1	1	1	0	0	0	4	
at Washington St.	25	5-7	2-3	7-9	3-3-6	1	0	1	0	1	19	
Colorado	18	2-6	0-0	0-0	1-0-1	1	0	1	0	2	4	
Utah	25-2	4-1	2-1	2-0	2-2-1	1	0	0	0	0	6	
Arizona	28	2-5	0-1	2-2	1-2-3	1	4	0	0	1	6	
at Arizona	16	1-4	0-1	0-0	1-0-1	4	2	0	0	1	2	
at Oregon	24	2-4	1-1	5-6	2-2-4	0	1	1	0	0	10	
at Oregon St.	20	2-5	0-0	0-0	1-1-2	2	0	1	0	0	4	
UCLA	12	1-5	0-2	0-0	0-2-2	1	0	1	0	0	2	
USC	14	2-4	0-0	2-2	1-0-2	1	0	1	1	1	6	
at California	13	1-2	0-1	2-2	0-0-0	2	0	2	0	0	4	
at Stanford	19	4-8	0-1	0-0	1-1-2	2	3	2	0	1	8	
Washington St.	19	1-5	0-1	0-0	1-2-3	2	2	1	0	3	2	
Washington	10	0-0	0-0	2-2	1-2-3	1	0	1	0	0	2	
at USC	19	2-4	0-0	3-4	1-3-4	2	2	1	0	1	7	
at UCLA	10	0-3	0-2	0-0	1-0-1	1	1	0	0	0	0	
vs. California	20	3-5	1-2	0-0	0-1-1	3	0	0	0	3	7	
vs. New Mexico St.	21	3-6	0-2	2-2	0-5-5	3	1	1	0	0	8	
vs. Tennessee	9	0-2	0-1	0-0	0-1-1	1	1	1	0	0	0	

(Sophomore - 2016-17)												
Opponent	Min	FG-A	3PT-A	FT-A	O-D-T	PF	A	TO	BS	ST	PTS	
Illinois State	18	1-5	0-1	2-2	1-3-4	0	2	3	1	4	4	
San Jose State	21	3-5	1-2	0-0	0-2-2	1	6	3	0	0	7	
at Marquette	22	2-8	1-3	0-0	0-1-1	2	2	0	0	1	5	
vs UMD	24	1-8	1-2	0-0	0-1-1	2	2	2	0	0	3	
vs SJU	28	2-4	0-0	0-0	0-0-0	2	2	1	0	1	4	
Boston University	21	3-5	2-4	4-5	0-3-3	3	5	4	0	0	12	
Florida	26	0-5	0-2	3-3	0-0-0	3	4	4	0	2	3	
at KENTUCKY	24	3-6	1-2	2-2	2-2-4	5	2	2	0	2	9	
at Middle Tennessee	29	2-2	1-1	1-2	0-2-2	2	4	3	0	2	6	
Oral Roberts	25	2-5	0-1	0-0	0-1-1	2	5	1	0	0	4	
Holy Cross	24	1-5	0-1	0-0	1-2-3	3	3	2	0	0	2	
Stanford	30	4-10	0-3	0-0	1-2-3	2	3	2	0	0	8	
California	28	0-5	0-3	0-0	0-3-3	2	0	2	0	0	0	
at Utah	26	1-5	1-2	4-4	1-1-2	3	0	1	0	1	7	
at Colorado	30	2-7	1-4	3-3	0-7-7	4	1	1	0	3	8	
Washington State	33	2-7	1-2	2-2	1-4-5	3	2	3	0	1	7	
Washington	35	4-8	1-1	0-0	1-4-5	3	3	1	0	0	9	
at California	29	1-8	0-1	4-4	1-4-5	2	0	0	0	1	6	
at Stanford	30	0-4	0-0	4-5	1-1-2	3	1	1	0	1	4	
at #13 UCLA	28	1-5	0-2	0-0	1-3-4	1	1	2	0	0	2	
at USC	27	1-3	1-2	0-0	1-0-1	2	6	0	0	0	3	
Oregon State	25	1-4	0-1	0-0	1-1-2	0	3	0	0	0	2	
Oregon	26	5-8	4-5	0-0	2-3-5	3	0	2	0	1	14	
at Washington St.	30	5-8	2-4	5-6	0-3-3	2	3	1	0	0	17	
at Washington	27	1-5	0-2	0-0	1-0-1	1	2	2	0	2	2	
at Arizona	27	0-6	0-1	0-0	1-2-3	2	0	2	0	1	0	
Arizona	25	4-4	2-2	3-6	0-2-2	1	4	4	0	2	13	
USC	32	0-3	0-2	2-2	0-1-1	0	3	1	0	4	2	
UCLA	27	3-6	1-3	4-4	0-1-1	3	2	0	0	1	11	
vs Utah	29	3-8	0-1	6-6	1-3-4	3	2	0	0	2	12	
vs #13 UCLA	31	4-9	2-7	4-4	0-2-2	4	2	0	0	0	14	
vs Michigan State	30	5-10	3-4	2-4	0-2-2	1	4	2	0	0	15	
at South Carolina	29	3-4	3-4	3-3	0-0-0	3	0	3	0	0	12	

(Junior - 2017-18)												
Opponent	Min	FG-A	3PT-A	FT-A	O-D-T	PF	A	TO	BS	ST	PTS	
UTSA	23	5-8	2-3	4-5	0-3-3	1	3	2	0	0	16	
at Fresno St.	27	1-7	0-3	3-4	1-8-9	2	1	1	0	1	5	
Sacramento St.	23	6-10	1-5	6-7	0-1-1	1	2	2	0	1	19	
Colgate	27	0-6	0-1	0-0	3-1-4	1	0	0	0	2	0	
vs. Mississippi St.	29	3-11	0-3	4-4	0-3-3	2	0	4	0	1	10	
vs. Green Bay	21	2-7	0-4	1-2	2-2-4	5	0	1	0	1	5	
vs. Columbia	25	3-7	0-2	2-2	1-3-4	4	1	2	0	2	8	
Buffalo	32	4-8	3-4	6-6	0-3-3	4	1	3	0	3	17	
UC Riverside	13	5-8	2-3	0-0	2-1-3	0	0	2	0	0	12	
at Florida St.	DNP											
Idaho	DNP											
Arkansas	DNP											
at Colorado	DNP											
at Utah	DNP											
California	DNP											
Stanford	DNP											
at Oregon St.	DNP											
at Oregon	DNP											
Utah	DNP											
Colorado	DNP											
at Stanford	DNP											
at California	DNP											
Washington	DNP											
Washington St.	DNP											
at USC	DNP											
at UCLA	DNP											
Arizona	DNP											
at Arizona	DNP											
Oregon	DNP											
Oregon St.	DNP											
vs. Arizona	DNP											
vs. Oregon St.	DNP											
vs. Stanford	DNP											
vs. Nebraska	DNP											
at Texas	DNP											

EXTRA STATS ...

	18-19	Career		18-19	Career
Scored 10+ Points	-	17	2+ Steals	-	17
Scored 15+ Points	-	6	Led UK in Scoring	-	-
Scored 20+ Points	-	-	Led UK in Rebounds	-	-
Made 3+ 3FG	-	4	Led UK in Assists	-	-
Double-figure Rebs	-	-	Led UK in Steals	-	-
Double-doubles	-	-	Led UK in Blocks	-	-
3+ Assists	-	17			







# LASHAE HALSEL

#0 • FORWARD • SR • 6-0

BOWLING GREEN, KY./WARREN CENTRAL HS

## GENERAL

Physical post/wing that has worked hard in practice and conditioning to improve daily ... In-state player at Warren Central High School who has a strong basketball IQ ... Impressed the coaches during open tryouts with her energy and attitude and received a walk-on spot in the fall of 2016 adding much-needed depth to the roster ... Was given a scholarship in the summer of 2018 due to her hard work and dedication to the program.

- SEC Academic Honor Roll (2017)

## 2018-19 (SENIOR)

Played three minutes in UK's exhibition game vs. LMU... Scored two points in three minutes played vs. Southern... In three minutes vs. Rhode Island, recorded two boards... Played two minutes vs. Murray State, charted two points on her only attempt from the field.

## 2017-18 (JUNIOR)

Played in 10 games during the season scoring in four games with a rebound in three games ... Had two points with one rebound and one assist against Morehead State ... Two points each against MSU, Marshall, Tennessee Tech and Arkansas ... Played a total of 24 minutes during the season.

## 2016-17 (SOPHOMORE)

Saw action in seven games, playing a total of 12 minutes ... Did not score a point, but recorded four rebounds with one block ... Best performance came against Radford with three rebounds and one block.

## HIGH SCHOOL

A five-year starter at Warren Central High School ... Played in 24 games as a senior, helping Warren Central to a 17-11 record ... Strong senior season for the Dragons, averaging 9.1 points per game and 11.0 rebounds per game ... Her best season at Warren Central was as a junior when she averaged 10.5 points per game with 12.0 rebounds per game and 1.8 blocks per



@queenlashae



@Subzer0jr



## CAREER HIGHS

POINTS:	2(6X) LAST VS. MURRAY ST., 12/21/18
FGM:	1(6X) LAST VS. MURRAY ST., 12/21/18
FGA:	3 VS. RHODE ISLAND, 12/06/18
FTM:	-
FTA:	-
3FGM:	-
3FGA:	1 VS. RHODE ISLAND, 12/06/18
O-REBOUNDS:	2 VS. RADFORD, 12/18/16
D-REBOUNDS:	1(6X) LAST VS. RHODE ISLAND, 12/06/18
TOTAL REBOUNDS:	3 VS. RADFORD, 12/18/16
ASSISTS:	1(2X) LAST VS. MOREHEAD STATE, 11/22/17
BLOCKS:	1 VS. RADFORD, 12/18/16
STEALS:	-
MINUTES:	5 VS. MSU, 11/18/18

## SEASON HIGHS

POINTS:	2(2X) LAST VS. MURRAY ST., 12/21/18
FGM:	1(2X) LAST VS. MURRAY ST., 12/21/18
FGA:	3 VS. RHODE ISLAND, 12/06/18
FTM:	-
FTA:	-
3FGM:	-
3FGA:	1 VS. RHODE ISLAND, 12/06/18
O-REBOUNDS:	1 VS. RHODE ISLAND, 12/06/18
D-REBOUNDS:	1 VS. RHODE ISLAND, 12/06/18
TOTAL REBOUNDS:	2 VS. RHODE ISLAND, 12/06/18
ASSISTS:	-
BLOCKS:	-
STEALS:	-
MINUTES:	5 VS. MSU, 11/18/18

## CAREER STATS

Year	GP-GS	MIN	FG-FGA	PCT	3FG-FGA	PCT	FT-FTA	PCT	OFF-DEF	TOT-AVG	PF-FO	A	TO	BLK	ST	PTS-AVG
2016-17	7-0	12-1.7	0-3	.000	0-0	.000	0-0	.000	2-2	4-0.6	1-0	0	0	1	0	0-0.0
2017-18	10-0	24-2.4	4-5	.800	0-0	.000	0-0	.000	0-3	3-0.3	0-0	2	2	0	0	8-0.8
2018-19	9-0	22-2.4	2-6	.333	0-1	.000	0-0	.000	1-1	2-0.2	1-0	0	0	0	0	4-0.4
TOTAL	26-0	58-2.2	6-14	.429	0-1	.000	0-0	.000	3-6	9-0.3	2-0	2	2	1	0	12-0.5



game ... Had success for the Dragons as an underclassman, averaging 8.6 points per game and 10.0 rebounds per game her sophomore season, while she averaged 6.2 points per game and 8.0 rebounds per game her freshman season ... Was named an all-district performer her senior season ... Also lettered multiple years in track and field, competing in high jump, long jump, the 4x100 relay and 4x200 relay ... Earned the state title in the 4x100 relay in 2011 ... One of eight students from her high school to be honored by Western Kentucky University for academic success her senior season.

PERSONAL

Place of Birth: Bowling Green, Ky. ... Parent(s): Susan Halsel and Santiago Halsel ... Siblings: One brother, Donovan ... Major: Marketing ... Shooting Hand: Right.

GAME-BY-GAME STATS												
(Sophomore - 2016-17)												
Opponent	Min	FG-A	3PT-A	FT-A	O-D-T	PF	A	TO	BS	ST	PTS	
Miami (Fla.)	DNP											
Albany	1	0-0	0-0	0-0	0-0-0	0	0	0	0	0	0	
New Hampshire	2	0-0	0-0	0-0	0-0-0	0	0	0	0	0	0	
at Colorado	DNP											
MSU	1	0-0	0-0	0-0	0-1-1	0	0	0	0	0	0	
Samford	DNP											
Oklahoma	DNP											
at Louisville	DNP											
MTSU	DNP											
Arizona St.	DNP											
Radford	2	0-2	0-0	0-0	2-1-3	0	0	0	1	0	0	
Washington St.	DNP											
at Duke	DNP											
at Tennessee	DNP											
Mizzou	DNP											
TAMU	DNP											
at Alabama	DNP											
Georgia	2	0-0	0-0	0-0	0-0-0	0	0	0	0	0	0	
at LSU	DNP											
at Auburn	DNP											
Ole Miss	3	0-1	0-0	0-0	0-0-0	1	0	0	0	0	0	
at Mizzou	DNP											
USC	DNP											
Vandy	DNP											
at Georgia	DNP											
at Arkansas	DNP											
Florida	1	0-0	0-0	0-0	0-0-0	0	0	0	0	0	0	
Miss. St.	DNP											
at USC	DNP											
vs. Alabama	DNP											
vs. USC	DNP											
Belmont	DNP											
Ohio State	DNP											
(Junior - 2017-18)												
Opponent	Min	FG-A	3PT-A	FT-A	O-D-T	PF	A	TO	BS	ST	PTS	
Sacramento St.	3	0-0	0-0	0-0	0-1-1	0	0	0	0	0	0	
Gardner-Webb	2	0-0	0-0	0-0	0-0-0	0	1	0	0	0	0	
at Montana	DNP											
at Washington St.	DNP											
Morehead St.	3	1-1	0-0	0-0	0-1-1	0	1	1	0	0	2	
Marshall	3	1-1	0-0	0-0	0-0-0	0	0	1	0	0	2	
at Baylor	DNP											
Tennessee Tech	3	1-1	0-0	0-0	0-0-0	0	0	0	0	0	2	
Evansville	2	0-0	0-0	0-0	0-1-1	0	0	0	0	0	0	
at FGCU	DNP											
at Miami (Fla.)	DNP											
Louisville	DNP											
California	DNP											
at MTSU	DNP											
Tennessee	DNP											
at TAMU	DNP											
Georgia	DNP											
at Florida	DNP											
at Vanderbilt	DNP											
South Carolina	DNP											
Alabama	2	0-0	0-0	0-0	0-0-0	0	0	0	0	0	0	
at Arkansas	1	0-0	0-0	0-0	0-0-0	0	0	0	0	0	0	
Auburn	2	0-0	0-0	0-0	0-0-0	0	0	0	0	0	0	
LSU	DNP											
at Missouri	DNP											
at Mississippi St.	DNP											
Arkansas	3	1-2	0-0	0-0	0-0-0	0	0	0	0	0	2	
at South Carolina	DNP											
at Ole Miss	DNP											
Mississippi St.	DNP											
vs. Alabama	DNP											
vs. Miss. State	DNP											
(Senior - 2018-19)												
Opponent	Min	FG-A	3PT-A	FT-A	O-D-T	PF	A	TO	BS	ST	PTS	
Alabama State	1	0-0	0-0	0-0	0-0-0	0	0	0	0	0	0	
Southern	3	1-1	0-0	0-0	0-0-0	0	0	0	0	0	2	
Virginia	DNP											
Hight Point	4	0-1	0-0	0-0	0-0-0	0	0	0	0	0	0	
vs. USF	1	0-0	0-0	0-0	0-0-0	0	0	0	0	0	0	
vs. UCLA	DNP											
vs. UNC	DNP											
Morehead St.	5	0-0	0-0	0-0	0-0-0	1	0	0	0	0	0	
Rhode Island	3	0-3	1-1	0-0	1-1-2	0	0	0	0	0	0	
at Louisville	DNP											
MTSU	DNP											
W. Carolina	2	0-0	0-0	0-0	0-0-0	0	0	0	0	0	0	
Murray St.	2	1-1	0-0	0-0	0-0-0	0	0	0	0	0	2	
Sacred Heart	DNP											
Vanderbilt	1	0-0	0-0	0-0	0-0-0	0	0	0	0	0	0	
at Miss. St.	DNP											
at Tennessee	DNP											
Ole Miss	DNP											
at LSU	DNP											
Missouri												
at Texas A&M												
S. Carolina												
Florida												
at Auburn												
at Alabama												
Arkansas												
at S. Carolina												
LSU												
Texas A&M												
at Georgia												

EXTRA STATS ...

	18-19	Career		18-19	Career
Scored 10+ Points	-	-	2+ Steals	-	-
Scored 15+ Points	-	-	Led UK in Scoring	-	-
Scored 20+ Points	-	-	Led UK in Rebounds	-	-
Made 3+ 3FG	-	-	Led UK in Assists	-	-
Double-figure Rebs	-	-	Led UK in Steals	-	-
Double-doubles	-	-	Led UK in Blocks	-	-
3+ Assists	-	-			



# DORIE HARRISON

#20 • CENTER • SO • 6-3

NASHVILLE, TENN./HILLSBORO HS

## GENERAL

Athletic player that has limitless potential coming from a very athletic family ... Agile in the post bringing a physical post presence to the team ... Gifted rebounder and shows great focus and intensity on the defensive end ... Continued to improve every time she stepped on the floor her rookie season ... Chose Kentucky over Vanderbilt, Ole Miss, Virginia Tech and Tennessee.

- SEC Academic Honor Roll (2018)
- SEC Freshman of the Week by league office (2018)

## 2018-19 (SOPHOMORE)

Is out indefinitely due to personal health reasons.

## 2017-18 (FRESHMAN)

Played in all 32 games during the season averaging 16.9 minutes per game ... Started eight games, including the first six games of the year ... Averaged 6.7 points per game and 3.8 rebounds per game ... Recorded 10 or more points eight times, including 10 points and nine rebounds in the season lidlifter against Sacramento State ... Led Kentucky in scoring once with 16 points against Arkansas adding four rebounds and a block ... Led the Wildcats in rebounds seven times and in blocks 10 times ... Really started to play well during conference play with 11 points and seven rebounds vs. South Carolina followed by 15 points and five rebounds against Alabama and 16 points and four rebounds against Arkansas ... Her strong performances in the Alabama and Arkansas games led her to be named SEC Freshman of the Week by the league office ... Had back-to-back 13-point performances against Ole Miss and Mississippi State with four rebounds vs. Ole Miss and two blocks vs. MSU ... Had 12 points going 6-of-7 from the field against Missouri ... In two regular season games vs. Mississippi State she had 21 points, 10 rebounds and four blocks ... After starting the season 18-for-37 from the free-throw line, she ended the season hitting 31 of her last 37 attempts from the charity stripe ... Her 25 blocks tied Victoria Dunlap for the seventh most by a freshman in program history.



@\_dorieanna\_



@\_dorieanna\_



## CAREER HIGHS

POINTS:	16 AT ARKANSAS, 01/29/18
FGM:	6 AT MIZZOU, 02/08/18
FGA:	14 AT ARKANSAS, 01/29/18
FTM:	6 AT ARKANSAS, 01/29/18
FTA:	6(6x) LAST VS. ALABAMA, 03/01/18
3FGM:	-
3FGA:	-
O-REBOUNDS:	5 VS. TENNESSEE TECH, 12/03/17
D-REBOUNDS:	7(2x) LAST AT MISS. ST., 02/11/18
TOTAL REBOUNDS:	9(3x) LAST AT MISS. ST., 02/11/18
ASSISTS:	3 VS. SACRAMENTO ST., 11/10/17
BLOCKS:	5 VS. EVANSVILLE, 12/05/17
STEALS:	2(4x) LAST AT OLE MISS, 02/22/18
MINUTES:	30 VS. SOUTH CAROLINA, 01/21/18

## SEASON HIGHS

POINTS:	-
FGM:	-
FGA:	-
FTM:	-
FTA:	-
3FGM:	-
3FGA:	-
O-REBOUNDS:	-
D-REBOUNDS:	-
TOTAL REBOUNDS:	-
ASSISTS:	-
BLOCKS:	-
STEALS:	-
MINUTES:	-

## CAREER STATS

Year	GP-GS	MIN	FG-FGA	PCT	3FG-FGA	PCT	FT-FTA	PCT	OFF-DEF	TOT-AVG	PF-FO	A	TO	BLK	ST	PTS-AVG
2017-18	32-8	540-16.9	83-217	.382	0-0	.000	49-74	.662	43-80	123-3.8	70-2	16	47	25	16	215-6.7
2018-19							DNP - Health reasons									
TOTAL	32-8	540-16.9	83-217	.382	0-0	.000	49-74	.662	43-80	123-3.8	70-2	16	47	25	16	215-6.7





## HIGH SCHOOL

A four-year starter at Hillsboro High School, leading her team to a district championship her senior year under head coach Cherish Stringfield ... After missing her junior year with an injury, had a stellar senior season for the Burros averaging 14.0 points per game, 9.3 rebounds per game, 1.5 blocks per game and 1.0 steals per game ... Averaged 15 points, 11 rebounds, two blocks and one steal per game her sophomore season ... Named to the Metro Nashville Basketball Coaches Association Class AAA All-Metro Team and Class AAA All-District Team her sophomore season ... Named a 2017 McDonald's All-America nominee ... Won the 2017 Nashville City Civitan Club Moss-Oliver Award, which annually is given to one female high school basketball player in Davidson County who represents the best in athletic ability, academic achievement, leadership skills and community service ... Played with the Tennessee Fight under coach Tom Insell ... A four-star post player by ProspectsNation.com, who ranked her the 13th best post player and 78th best overall player in the class ... A three-star post by ESPN.com, which ranked her as the 14th best post in the class ... Played volleyball all four years at Hillsboro as a middle blocker and was tabbed all-district two years and all-metro three years ... Was named a Saint Thomas Scholar, on the school's principal's list and received a certificate of excellence for outstanding achievement ... Was secretary of the student council and active in community service picking up trash as part of CleanUpNashville and volunteered at a nursery ... Enjoys playing the saxophone.

## PERSONAL

Place of Birth: Nashville, Tenn. ... Parent(s): Dennis and Ida Harrison ... Siblings: Five brothers, DJ, David, Daniel, Isaiah, Ian and six sisters, Idette, Danielle, Dianne, Della, Deedee and Isabelle ... Major: Pre-Marketing ... Shooting Hand: Right ... Sister Isabelle Harrison played basketball at Tennessee, currently plays in the WNBA with the San Antonio Stars; brother David played basketball at Colorado and was drafted in the 2004 NBA Draft to the Indiana Pacers; brother Isaiah played basketball at Freed Hardeman; sister Deedee played volleyball at Tennessee; sister Della Harrison played softball at Chattanooga; sister Dianne Harrison ran track at LSU

## GAME-BY-GAME STATS

(Freshman - 2017-18)

Opponent	Min	FG-A	3PT-A	FT-A	O-D-T	PF	A	TO	BS	ST	PTS
Sacramento St.	20	4-11	0-0	2-5	2-7-9	3	3	2	1	0	10
Gardner-Webb	21	2-12	0-0	1-2	4-1-5	1	0	0	0	0	5
at Montana	26	4-8	0-0	1-2	3-5-8	0	1	2	0	0	9
at Washington St.	14	2-5	0-0	0-0	1-3-4	2	0	3	0	1	4
Morehead St.	12	2-4	0-0	1-2	0-3-3	5	2	2	1	0	5
Marshall	14	0-6	0-0	1-2	1-2-3	2	1	2	0	1	1
at Baylor	14	1-6	0-0	2-4	3-4-7	1	1	1	1	0	4
Tennessee Tech	15	3-12	0-0	1-2	5-2-7	2	1	3	0	0	7
Evansville	17	2-4	0-0	2-6	0-3-3	2	1	1	5	0	6
at FGCU	3	1-3	0-0	0-0	0-0-0	2	0	0	0	0	2
at Miami (Fla.)	5	1-3	0-0	0-0	0-0-0	3	0	0	0	0	2
Louisville	4	1-2	0-0	0-0	0-0-0	0	0	0	0	0	2
California	5	2-4	0-0	0-0	3-0-3	0	0	1	0	0	4
at MTSU	7	0-2	0-0	1-2	1-0-1	4	0	1	1	0	1
Tennessee	17	4-9	0-0	1-1	0-1-1	0	0	1	1	0	9
at TAMU	9	2-3	0-0	0-0	1-2-3	4	0	1	0	0	4
Georgia	25	2-11	0-0	1-2	4-5-9	2	2	4	0	1	5
at Florida	22	3-7	0-0	1-2	1-4-5	1	2	2	0	0	7
at Vanderbilt	22	3-7	0-0	0-0	2-3-5	1	0	2	2	2	6
South Carolina	30	4-11	0-0	3-5	3-4-7	3	0	3	1	1	11
Alabama	27	5-9	0-0	5-6	0-5-5	3	0	1	1	1	15
at Arkansas	23	5-14	0-0	6-6	2-2-4	3	0	3	1	2	16
Auburn	13	2-4	0-0	2-2	1-1-2	4	0	1	1	2	6
LSU	12	2-4	0-0	1-1	0-1-1	2	0	1	1	0	5
at Missouri	23	6-7	0-0	0-0	2-2-4	3	0	1	0	0	12
at Mississippi St.	28	4-12	0-0	0-0	2-7-9	2	0	2	2	0	8
Arkansas	12	4-7	0-0	2-2	1-3-4	5	0	1	1	0	10
at South Carolina	15	0-2	0-0	0-0	0-1-1	3	0	2	0	1	0
at Ole Miss	24	4-8	0-0	5-6	0-4-4	1	0	1	0	2	13
Mississippi St.	19	4-7	0-0	5-6	0-1-1	2	0	2	2	1	13
vs. Alabama	16	2-4	0-0	4-6	0-2-2	2	0	1	3	1	8

(Sophomore - 2018-19)

Opponent	Min	FG-A	3PT-A	FT-A	O-D-T	PF	A	TO	BS	ST	PTS
Alabama State	DNP										
Southern	DNP										
Virginia	DNP										
Hight Point	DNP										
vs. South Florida	DNP										
vs. UCLA	DNP										
vs. North Carolina	DNP										
Morehead St.	DNP										
Rhode Island	DNP										
at Louisville	DNP										
MTSU	DNP										
W. Carolina	DNP										
Murray St.	DNP										
Sacred Heart	DNP										
Vanderbilt	DNP										
at Miss. St.	DNP										
at Tennessee	DNP										
Ole Miss	DNP										
at LSU	DNP										
Missouri											
at Texas A&M											
S. Carolina											
Florida											
at Auburn											
at Alabama											
Arkansas											
at S. Carolina											
LSU											
Texas A&M											
at Georgia											

## EXTRA STATS ...

	18-19	Career		18-19	Career
Scored 10+ Points	-	8	2+ Steals	-	4
Scored 15+ Points	-	2	Led UK in Scoring	-	1
Scored 20+ Points	-	-	Led UK in Rebounds	-	7
Made 3+ 3FG	-	-	Led UK in Assists	-	2
Double-figure Rebs	-	-	Led UK in Steals	-	2
Double-doubles	-	-	Led UK in Blocks	-	10
3+ Assists	-	1			





# RHYNE HOWARD

#10 • GUARD • FR • 6-2

CLEVELAND, TENN./BRADLEY CENTRAL HS

## GENERAL

Starts her time in Lexington as a highly touted recruit from Bradley Central High School in Cleveland, Tenn. ... Spent time in the summer of 2018 playing for USA Basketball's U18 National Team, helping Team USA win gold and was named the tournament's MVP ... Is expected to make an immediate impact on the court in 2018-19 with her ability to score and incredible size at guard ... Explosive combo guard that is known for attacking the rim with her up-tempo style ... Was the 2018 Tennessee Gatorade Player of the Year and Tennessee Miss Basketball ... Picked Kentucky over South Carolina and Purdue.

- SEC Freshman of the Week by league office (Nov. 13, 2018)
- SEC Freshman of the Week by league office (Nov. 27, 2018)
- SEC Freshman of the Week by league office (Dec. 11, 2018)
- SEC Freshman of the Week by league office (Dec. 23, 2018)
- SEC Freshman of the Week by league office (Jan. 7, 2019)
- National Freshman of the Week by USBWA (Dec. 26, 2018)
- 2018 Paradise Jam Island Division MVP

## 2018-19 (FRESHMAN)

Shined in UK's exhibition game vs. LMU with 15 points, five rebounds, five blocks, three steals and two blocks going 3 of 7 from long range... In season opener vs. Alabama State, played 20 minutes, scored 15 points, six rebounds and led UK in blocks with three... She and freshman Blair Green set program record for the first time two freshmen scored 13 or more points in their varsity debuts... Led the team with 29 points vs. Southern, the first time a freshman scored as many since 2014, she also posted 7-of-11 3s, which tied program leader Sara Potts for most 3s scored in a game, last accomplished in 2005, while Howard also recorded four assists... Recorded six defensive rebounds vs. Virginia for seven total, saw 11 points and two blocks... Played key role in Paradise Jam, earned MVP of the Island Division... Played 23 minutes vs. USF, led UK with 18 points on 7-of-11 shooting, including two 3s... Played 39 minutes vs. UCLA, led the team with 20 points, seven rebounds, six steals... In final game of the Paradise Jam vs. UNC, led UK with 25 points, including 4 of 6 from long range, 12 rebounds, which marked her first career double-double... Saw her second-straight double-double vs. Morehead State when she recorded 17 points and 10 rebounds... Scored 19 points vs. Rhode Island on 7-of-15 shooting, two 3s, posted seven rebounds and seven steals... Howard played 38 minutes at Louisville, led UK in scoring, rebounds and assists, with 25, 10 and six, respectively, logged her third career double-double... Played 29 minutes vs. WCU, led UK with 18 points, three 3s, charted a game-high eight rebounds, recorded three assists and three steals... Led Kentucky in scoring vs. Murray State, posted 25 points on 9-of-13 shooting from the field, including 5-of-8 3s, charted four rebounds, two assists... Howard showcased a solid performance on the boards vs. Sacred Heart, logging seven offensive rebounds and eight defensive rebounds, leading UK with 15, charted seven points, four assists... Led Kentucky in scoring with 16 points on 5-of-12 shooting, including two 3s, in conference opener vs. Vanderbilt, led UK in assists with seven, posted four rebounds... Fired 15 points in first conference road game at Mississippi State, added six steals, five rebounds, four assists, two blocks... Charted her fourth double-double, logged 20 points and 11 rebounds, leading the team in both categories and in assists with four, made five 3s.



@rhyne.howard



@howard\_rhyne



## CAREER HIGHS

POINTS:	29 VS. SOUTHERN, 11/11/18
FGM:	10 VS. SOUTHERN, 11/11/18
FGA:	20 VS. OLE MISS, 01/13/19
FTM:	6 AT LOUISVILLE, 12/10/18
FTA:	7(3X) LAST AT LOUISVILLE, 12/10/18
3FGM:	7 VS. SOUTHERN, 11/1/18
3FGA:	13 VS. OLE MISS, 01/13/19
O-REBOUNDS:	7 VS. SACRED HEART, 12/29/18
D-REBOUNDS:	8(2X) VS. SACRED HEART, 12/29/18
TOTAL REBOUNDS:	15 VS. SACRED HEART, 12/29/18
ASSISTS:	7 VS. VANDERBILT, 01/03/19
BLOCKS:	3 VS. ALABAMA ST., 11/07/18
STEALS:	7 VS. RHODE ISLAND, 12/06/18
MINUTES:	39 VS. UCLA, 11/23/18

## SEASON HIGHS

POINTS:	29 VS. SOUTHERN, 11/11/18
FGM:	10 VS. SOUTHERN, 11/11/18
FGA:	20 VS. OLE MISS, 01/13/19
FTM:	6 AT LOUISVILLE, 12/10/18
FTA:	7(3X) LAST AT LOUISVILLE, 12/10/18
3FGM:	7 VS. SOUTHERN, 11/1/18
3FGA:	13 VS. OLE MISS, 01/13/19
O-REBOUNDS:	7 VS. SACRED HEART, 12/29/18
D-REBOUNDS:	8(2X) VS. SACRED HEART, 12/29/18
TOTAL REBOUNDS:	15 VS. SACRED HEART, 12/29/18
ASSISTS:	7 VS. VANDERBILT, 01/03/19
BLOCKS:	3 VS. ALABAMA ST., 11/07/18
STEALS:	7 VS. RHODE ISLAND, 12/06/18
MINUTES:	39 VS. UCLA, 11/23/18

## CAREER STATS

Year	GP-GS	MIN	FG-FGA	PCT	3FG-FGA	PCT	FT-FTA	PCT	OFF-DEF	TOT-AVG	PF-FO	A	TO	BLK	ST	PTS-AVG
2018-19	18-18	514-28.6	107-236	.453	43-106	.406	47-63	.746	52-76	128-7.1	44-1	50	46	16	40	304-16.9
TOTAL	18-18	514-28.6	107-236	.453	43-106	.406	47-63	.746	52-76	128-7.1	44-1	50	46	16	40	304-16.9



HIGH SCHOOL

Named 2018 Tennessee Gatorade Player of the Year and Tennessee Miss Basketball after a brilliant senior season at Bradley Central High School ... Was tabbed one of 24 players to the 2018 Jordan Brand Classic game, scoring 13 points to lead the White team ... Was a McDonald's All-America Game nominee and was named to 2018 Naismith Trophy Preseason and Midseason Watch Lists ... All-Star Girl's Report ranked her as the eighth best player overall in the 2018 class evaluating her as "super athletic, leaper, strong, explosive in open court, finishes in traffic, likes up tempo game" ... Five-star prospect according to ESPN.com, which ranked her as the 10th best guard and 31st best overall player in the 2018 class ... ESPN.com evaluates her as, "athletic, versatile combo-guard that brings size to the back court; explosive in up-tempo game, attacks rim off dribble; elevates in mid-range game; quick-leaper, active on glass, mismatch producer; an elite prospect in the class of 2018" ... ProspectsNation.com ranked her as the 18th best player in the 2018 class ... Helped Bradley Central to over 30 wins as a senior including a appearance in the Class AA State Tournament ... Was brilliant in leading the Bearettes to the state tournament, scoring 41 points on 16-of-25 shooting in the District 5-AAA championship before scoring 32 points on 14-of-17 shooting with six steals, five assists, four rebounds and two blocks in the Region 1-AAA quarterfinal ... Also helped the Bearettes clinch the sectional championship with 27 points and 15 rebounds for her 11th double-double of the season ... Posted 22.2 points per game, 7.7 rebounds per game, 5.3 steals per game and 4.1 assists per game as a senior shooting 54 percent from the field with 758 total points ... Averaged 19.6 points per game, 7.2 rebounds per game, 4.6 steals per game, 3.8 assists per game and 1.2 blocks per game as a junior ... Scored 647 points in 2016-17 for the Bears, hitting 55 percent from the field, 40 percent from 3 and 74 percent from the free throw line ... Her 153 steals as a junior ranked third overall in the state of Tennessee ... Was named 2017 TSSAA Class AAA Miss Basketball runner up ... Unanimous District 5 AAA Player of the Year in 2016 and 2017 and two-time Tennessee Sports Writer's Association All-State honoree ... Led Bradley Central to an undefeated regular season and state tournament appearance in 2016 averaging 18.5 points per game ... Added 233 rebounds (6.8 per game), 154 assists, 117 steals and 47 blocks her sophomore year, hitting 56 percent from the field and 40 percent from long range ... Named the Region 3-AAA MVP as a sophomore and junior ... Played AAU basketball with the FBC United under coach Keisha Hunt.

PERSONAL

Place of Birth: Chattanooga, Tenn. ... Parent(s): Rhvonja "RJ" Avery and James Howard ... Siblings: Two brothers, RaShawn Avery and James Howard, Jr.; Two sisters, Love Howard and Takema Sexton ... Major: Pre-Civil Engineering ... Shooting Hand: Right.

GAME-BY-GAME STATS

(Freshman - 2018-19)												
Opponent	Min	FG-A	3PT-A	FT-A	O-D-T	PF	A	TO	BS	ST	PTS	
Alabama State	20	5-11	3-5	2-2	3-3-6	3	3	3	3	3	15	
Southern	28	10-17	7-11	2-2	1-3-4	1	4	4	1	1	29	
Virginia	27	3-10	1-5	4-5	1-6-7	1	2	1	2	1	11	
Hight Point	25	4-12	2-5	0-0	2-4-6	4	2	3	2	0	10	
vs. USF	23	7-11	2-3	2-5	0-3-3	3	0	3	0	0	18	
vs. UCLA	39	8-17	2-5	2-5	3-4-7	3	1	4	1	6	20	
vs. UNC	33	8-16	4-6	5-7	5-7-12	2	1	4	1	3	25	
Morehead St.	30	5-10	2-5	5-7	3-7-10	4	2	2	2	4	17	
Rhode Island	30	7-15	2-5	3-3	4-3-7	0	1	1	0	7	19	
at Louisville	38	9-17	1-2	6-7	2-8-10	4	6	5	0	1	25	
MTSU	26	3-4	0-0	2-2	1-3-4	1	3	1	1	1	8	
W. Carolina	29	6-14	3-10	3-4	4-4-8	1	3	0	0	3	18	
Murray St.	24	9-13	5-8	2-2	2-2-4	1	2	0	0	1	25	
Sacred Heart	31	2-15	0-6	3-4	7-8-15	2	4	2	0	1	7	
Vanderbilt	29	5-12	2-9	4-5	3-1-4	2	7	1	1	1	16	
at Miss. St.	33	6-14	2-7	1-2	2-3-5	3	4	4	2	6	15	
at Tennessee	14	3-8	0-1	0-0	4-1-5	5	1	3	0	1	6	
Ole Miss	35	7-20	5-13	1-1	5-6-11	4	4	5	0	1	20	
at LSU	DNP											
Missouri												
at Texas A&M												
S. Carolina												
Florida												
at Auburn												
at Alabama												
Arkansas												
at S. Carolina												
LSU												
Texas A&M												
at Georgia												

EXTRA STATS ...

	18-19	Career	18-19	Career
Scored 10+ Points	15	15	3+ Assists	9
Scored 15+ Points	12	12	2+ Steals	6
Scored 20+ Points	6	6	Led UK in Scoring	9
Scored 25+ Points	4	4	Led UK in Rebounds	10
Made 3+ 3FG	6	6	Led UK in Assists	4
Double-figure Rebs	5	5	Led UK in Steals	3
Double-doubles	4	4	Led UK in Blocks	6





# KEKE MCKINNEY

#3 • FORWARD • SO • 6-1

KNOXVILLE, TENN./FULTON HS

## GENERAL

All-around athlete that can play multiple positions and really defend the post or the perimeter ... Loves to play fast and get up and down the floor ... Became a vocal leader on the team in her rookie season ... Very active on the glass and can finish through contact in the post ... Chose Kentucky over Tennessee and Mississippi State

- SEC Academic Honor Roll (2018)

## 2018-19 (SOPHOMORE)

Started in UK's exhibition vs. LMU and went 4 of 6 from the field with nine points, four rebounds and four steals... Led UK in rebounds (7) in season opener vs. Alabama State, scoring seven points, three blocks, three steals and went 4 of 4 from the line... Led Kentucky in rebounds (5), blocks (2) and steals (3), in 24 minutes played vs. Southern, recorded five points... Played 26 minutes vs. Virginia, posted seven rebounds, six offensive rebounds... Impactful on defense with nine rebounds vs. High Point, which led the team, scored six points, led UK in blocks with three... Scored 10 points vs. USF in first game of Paradise Jam, including two 3s... Posted five rebounds in final game of Paradise Jam vs. UNC... Recorded seven rebounds, three steals, two points and an assist vs. Rhode Island... Played 32 minutes at Louisville, scored five points, including a 3, posted eight boards, including a team-high five offensive rebounds... Played 27 minutes vs. MTSU, scored a career-high 13 points on 6-of-10 shooting and a 3, recorded a career-high five blocks, charted three boards, two assists and a steal... Played 17 minutes vs. WCU, scored six points, charted five rebounds... Played 23 minutes vs. Sacred Heart, scored nine points, logged five rebounds... Posted nine points in conference opener vs. Vanderbilt on 4 of 7 from the field, including a 3, rallied three rebounds... Shined on defense vs. Ole Miss, reported eight boards - six defensive rebounds - added three blocks and six points... Led the Wildcats with three steals and one block at LSU, posted five boards and six points, including a 3 in the final 20 seconds to secure a Kentucky win.

## 2017-18 (FRESHMAN)

Played in 30 games with 17 starts averaging 20 minutes per game ... Averaged 4.7 points and



@ke\_mckinney



@ke\_baby05



## CAREER HIGHS

POINTS:	13 vs. MTSU, 12/15/18
FGM:	6(2x) LAST vs. MTSU, 12/15/18
FGA:	12 vs. SOUTH CAROLINA, 01/21/18
FTM:	4(2x) LAST vs. ALABAMA ST., 11/07/18
FTA:	4(6x) LAST vs. HIGH POINT, 11/18/18
3FGM:	2(3x) LAST vs. USF, 11/22/18
3FGA:	5 vs. USF, 11/22/18
O-REBOUNDS:	6 vs. VIRGINIA, 11/15/18
D-REBOUNDS:	9 AT ARKANSAS, 01/29/18
TOTAL REBOUNDS:	12 AT ARKANSAS, 01/29/18
ASSISTS:	4 vs. AUBURN, 02/01/18
BLOCKS:	5 vs. MTSU, 12/15/18
STEALS:	3(3x) LAST vs. MURRAY ST., 12/21/18
MINUTES:	35(3x) LAST vs. UCLA, 11/23/18

## SEASON HIGHS

POINTS:	13 vs. MTSU, 12/15/18
FGM:	6 vs. MTSU, 12/15/18
FGA:	10(2x) LAST vs. OLE MISS, 01/13/19
FTM:	4 vs. ALABAMA ST., 11/07/18
FTA:	4(2x) LAST vs. HIGH POINT, 11/18/18
3FGM:	2 vs. USF, 11/22/18
3FGA:	5 vs. USF, 11/22/18
O-REBOUNDS:	6 vs. VIRGINIA, 11/15/18
D-REBOUNDS:	6(2x) LAST vs. OLE MISS, 01/13/19
TOTAL REBOUNDS:	9 vs. HIGH POINT, 11/18/18
ASSISTS:	3(4x) LAST AT LSU, 01/17/19
BLOCKS:	5 vs. MTSU, 12/15/18
STEALS:	3(3x) LAST vs. MURRAY ST., 12/21/18
MINUTES:	35 vs. UCLA, 11/23/18

## CAREER STATS

Year	GP-GS	MIN	FG-FGA	PCT	3FG-FGA	PCT	FT-FTA	PCT	OFF-DEF	TOT-AVG	PF-FO	A	TO	BLK	ST	PTS-AVG
2017-18	30-17	601-20.0	52-136	.382	13-48	.271	23-30	.767	45-65	110-3.7	61-2	20	45	14	20	140-4.7
2018-19	19-19	473-24.9	38-102	.373	9-34	.265	11-21	.524	37-59	96-5.1	37-0	21	32	22	24	96-5.1
TOTAL	49-36	1074-21.9	90-238	.378	22-82	.268	34-51	.667	82-124	206-4.2	98-2	41	77	36	44	236-4.8



3.7 rebounds per game ... Added 13 3-pointers, 20 assists, 20 steals and 14 blocks ... Scored 10 or more points four times all during conference play ... Led Kentucky in rebounding six times, in blocks six times and in steals three times ... Had five or more rebounds in 13 games and scored seven or more points 12 times ... First double-figure performance was 12 points with seven rebounds against South Carolina before 12 points and five rebounds against Alabama ... Had 10 points, including two 3s, against LSU ... Scored 11 points going 4-for-4 from the charity stripe against Arkansas at home ... Had a season-best 12 rebounds at Arkansas adding six points ... Missed both games in the SEC Tournament due to injury ... Averaged 6.0 points and 4.6 rebounds per game during league play ... Recorded a career-high four assists vs. Auburn to go with nine points and seven boards ... Strong from the free-throw line going 23-for-30 during the year.

HIGH SCHOOL

An impressive wing that led Fulton High School to a state tournament berth and 27 wins her senior season, averaging a double-double with over 16 points and 11 rebounds per game ... Also averaged two rebounds, two steals and three blocks per game as a senior for the Falcons ... Was named to the 2016-17 PrepXtra Girls Basketball Team and to the Tennessee Sports Writers Association All-State team as a senior ... Averaged 18 points, 11 rebounds, three assists and three blocks per game her junior season under head coach John Fisher ... Her strong junior season led Fulton High School to the Class AA state sectional for the third consecutive season ... Was named the District 3 AA Co-Most Valuable Player and a Class AA All-State honoree by the TSWA as a junior ... Helped the Falcons to a state runner-up showing in 2013-14 ... Named a 2017 McDonald's All-America nominee ... Ranked as a four-star wing by ProspectsNation.com, which listed her the 62nd best player in the nation and the 11th best wing ... Also a four-star prospect by ESPN.com, which tabbed her the 88th overall player in the 2017 class, including the 17th best wing ... Shined over the summer on the AAU circuit with the Tennessee Fight under head coach Tom Insell ... All-around athlete as she played volleyball for three years and was a two-year all-district honoree in volleyball ... Active outside of sports a member of the National Honors Society while also active in her school's theatre and community service.

PERSONAL

Place of Birth: Knoxville, Tenn. ... Parent(s): Shauna McKinney ... Siblings: One brother, Dashaun McKinney, three sisters, Alexondria McKinney, Nana Francis and DaiAunna Dover ... Major: Social Work with a minor in Psychology ... Shooting Hand: Right

GAME-BY-GAME STATS

(Freshman - 2017-18)

Opponent	Min	FG-A	3PT-A	FT-A	O-D-T	PF	A	TO	BS	ST	PTS
Sacramento St.	12	1-5	0-3	1-2	1-1-2	1	0	1	0	2	3
Gardner-Webb	18	3-9	1-3	0-0	5-2-7	1	0	1	0	0	7
at Montana	15	0-2	0-1	0-0	0-2-2	4	1	0	0	1	0
at Washington St.	12	0-1	0-1	0-0	0-0-0	1	0	0	0	0	0
Morehead St.	20	2-5	0-1	1-2	3-3-6	3	0	2	3	1	5
Marshall	23	2-6	1-1	2-4	2-3-5	2	1	2	1	1	7
at Baylor	15	0-2	0-1	0-0	0-1-1	2	1	0	0	0	0
Tennessee Tech	21	4-5	1-1	0-0	1-4-5	0	1	0	2	0	9
Evansville	15	1-4	0-2	0-0	3-1-4	2	1	2	0	0	2
at FGCU	5	0-2	0-0	0-0	0-0-0	1	0	1	0	0	0
at Miami (Fla.)	4	0-1	0-0	0-0	0-1-1	0	0	1	0	1	0
Louisville	8	1-2	1-1	0-0	0-1-1	4	0	3	0	0	3
California	15	0-3	0-1	0-0	0-0-0	0	0	1	0	1	0
at MTSU	19	2-4	2-4	2-2	0-2-2	2	0	2	0	0	8
Tennessee	16	0-5	0-2	0-0	0-0-0	0	1	3	1	1	0
at TAMU	22	1-4	0-2	0-0	1-4-5	3	0	1	0	2	2
Georgia	20	1-6	1-3	0-0	0-2-2	2	0	2	1	1	3
at Florida	7	0-2	0-1	0-0	1-0-1	0	0	1	0	0	0
at Vanderbilt	26	3-6	1-3	2-2	3-3-6	3	0	2	0	1	9
South Carolina	32	5-12	1-3	1-1	5-2-7	3	1	2	2	0	12
Alabama	35	6-7	0-1	0-0	3-9-12	4	2	3	1	2	6
at Arkansas	27	3-5	0-0	0-0	3-9-12	4	2	3	1	2	6
Auburn	35	3-9	0-2	3-4	4-3-7	1	4	2	1	2	9
LSU	34	4-5	2-3	0-0	1-2-3	5	2	3	1	0	10
at Missouri	27	3-6	0-1	1-1	1-2-3	5	0	1	0	1	7
at Mississippi St.	29	1-3	1-3	0-0	1-4-5	3	1	3	0	0	3
Arkansas	21	3-6	1-2	4-4	4-0-4	0	0	1	0	1	11
at South Carolina	18	0-2	0-1	1-2	1-4-5	4	0	1	1	1	1
at Ole Miss	22	3-7	0-1	3-4	3-3-6	2	2	0	0	0	9
Mississippi St.	29	0-0	0-0	2-2	0-3-3	2	1	2	0	0	2
vs. Alabama	DNP										
vs. Miss. State	DNP										

(Sophomore - 2018-19)

Opponent	Min	FG-A	3PT-A	FT-A	O-D-T	PF	A	TO	BS	ST	PTS
Alabama State	24	1-4	1-3	4-4	3-4-7	3	2	3	3	2	7
Southern	24	2-4	0-1	1-2	0-5-5	0	3	1	2	3	5
Virginia	26	1-5	0-2	0-0	6-1-7	3	0	3	0	1	2
Hight Point	24	2-4	1-1	1-4	3-6-9	2	0	1	3	1	6
vs. USF	22	3-7	2-5	2-2	1-1-2	1	0	1	0	0	10
vs. UCLA	35	1-4	0-0	0-0	1-2-3	3	1	2	1	2	2
vs. UNC	28	0-4	0-1	0-0	3-2-5	3	1	1	0	1	0
Morehead St.	16	1-1	0-0	0-0	0-1-1	1	0	1	1	1	2
Rhode Island	22	1-5	0-3	0-0	2-5-7	0	1	2	0	3	2
at Louisville	32	2-8	1-4	0-0	5-3-8	4	0	1	1	0	5
MTSU	27	6-10	1-2	0-1	0-3-3	1	2	0	5	1	13
W. Carolina	17	3-7	0-1	0-0	2-3-5	0	1	2	1	1	6
Murray St.	22	0-3	0-1	1-2	0-4-4	0	3	2	0	3	1
Sacred Heart	23	4-8	0-1	1-2	2-3-5	4	0	2	0	0	9
Vanderbilt	26	4-7	1-2	0-0	0-3-3	2	1	2	0	0	9
at Miss. St.	18	2-2	1-1	0-0	3-1-4	4	0	2	1	1	5
at Tennessee	27	0-4	0-3	0-0	4-1-5	1	2	2	0	1	0
Ole Miss	30	3-10	0-0	0-2	2-6-8	2	1	3	3	0	6
at LSU	30	2-5	1-3	1-2	0-5-5	3	3	1	1	3	6
Missouri											
at Texas A&M											
S. Carolina											
Florida											
at Auburn											
at Alabama											
Arkansas											
at S. Carolina											
LSU											
Texas A&M											
at Georgia											

EXTRA STATS ...

	18-19	Career		18-19	Career
Scored 10+ Points	2	6	2+ Steals	6	10
Scored 15+ Points	-	-	Led UK in Scoring	-	-
Scored 20+ Points	-	-	Led UK in Rebounds	5	11
Made 3+ 3FG	-	-	Led UK in Assists	-	-
Double-figure Rebs	-	1	Led UK in Steals	2	5
Double-doubles	-	-	Led UK in Blocks	9	15
3+ Assists	3	4			





# MACI MORRIS

#4 • GUARD • SR • 6-0

PINEVILLE, KY./BELL COUNTY HS

## GENERAL

Terrific shooter and all-around scorer that was an in-state product and has worked hard to succeed on both sides of the floor ... Plays under control, reads spacing, distributes in transition ... Mid-range game producer with consistent results ... Gained strength and improved conditioning since arriving on campus ... Learning to become more of a vocal leader ... Ended junior season with 1,209 career points which ranks 20th all-time in program history ... Has hit 177 career 3s which ranks tied for third most in program history ... Hit 48.4 percent from 3 last season which is the highest percentage for a player in a single season in program history ... Currently sits second in career 3-point field-goal percentage at 39.6 ... Chose Kentucky over Louisville, Marquette and Dayton.

- SEC Academic Honor Roll (2016, 2017, 2018)
- SEC All-Freshman Team by league coaches (2016)
- All-SEC Second Team by league coaches (2018)
- Preseason All-SEC First Team by league coaches (2019)

## 2018-19 (SENIOR)

Played 26 minutes in the exhibition game vs. LMU with 11 points, five rebounds and four assists... Started in fourth-straight season opener, scored 11 points, 3 of 6 from long range, posted three rebounds vs. Alabama State... Played 34 minutes vs. Virginia, scored nine points, led UK with three steals... Scored 22 points vs. High Point on 8-of-16 shooting, two 3s, charted five defensive rebounds for five total, two blocks... Scored 17 points vs. UCLA in second game of Paradise Jam, three 3s, led UK with seven rebounds... In final game of Paradise Jam vs. UNC, scored 18 points and tied her career-high 3FGM with five 3s on 10 attempts, posted three defensive rebounds... Shot-after-shot dropped for Morris vs. Morehead State, scoring 31 points, 19 of which came in the second-quarter and 25 came in the first half, which are the most scored by a UK player in the first half since at least 1982-83. Shot 12 of 20 from field and 4-of-8 from the arc, also had four boards, three assists and three steals... Morris charted 29 points vs. Rhode Island on five 3s, 6-of-6 free throws and 9-of-20 shooting, saw five defensive boards and led UK with four assists... Played 26 minutes at Louisville, scored 11 points on 4-of-8 shooting and two free throws, posted four defensive boards and a steal... Played 26 minutes vs. MTSU, led UK with 14 points, recorded four boards, two steals... Tallied 13 points vs. Murray State on 5 of 11 from the field, including 3 of 5 from the arc, saw three steals, two rebounds, two assists... Morris led Kentucky in scoring vs. Sacred Heart with 17 points on 7-of-16 shooting, including three 3s, rallied five rebounds, three assists and two blocks... Rallied 14 points in conference opener vs. Vanderbilt, going 5 of 10 from the field with 4 of 7 from long range, added an assist... Led Kentucky in scoring at Mississippi State with 20 points, moved into 13th place on Kentucky's all-time scorers list, charted four rebounds, two steals, led UK with three blocks... Morris was a key player in win at Tennessee, moved in Kentucky's top-10 all time scorers list, leading Kentucky with 27 points on 10 of 16 from the field and four 3s, led UK with three steals, added a block... Led UK with 20 points and three steals at LSU, added five rebounds.

## 2017-18 (JUNIOR)

Played in 31 of the team's 32 games missing one due to a knee injury ... Led the team with 17.3 points per game ... Added



@maci4morris



@Maci4Mo



## CAREER HIGHS

POINTS:	35 AT SOUTH CAROLINA, 02/18/18
FGM:	13 AT SOUTH CAROLINA, 02/18/18
FGA:	26 VS. CAL, 12/21/17
FTM:	9 VS. ARIZONA ST., 12/11/16
FTA:	9 VS. ARIZONA ST., 12/11/16
3FGM:	5(9X) LAST VS. RHODE ISLAND, 12/06/18
3FGA:	12 VS. RHODE ISLAND, 12/06/18
O-REBOUNDS:	5 VS. HIGH POINT, 11/18/18
D-REBOUNDS:	9(2X) LAST VS. GARDNER-WEBB, 11/12/17
TOTAL REBOUNDS:	10 VS. GARDNER-WEBB, 11/12/17
ASSISTS:	6 VS. ALABAMA, 3/01/18
BLOCKS:	3(4X) LAST AT MISSISSIPPI ST., 01/06/19
STEALS:	3(9X) LAST AT LSU, 01/17/19
MINUTES:	42 AT LOUISVILLE, 12/04/16

## SEASON HIGHS

POINTS:	31 VS. MSU, 11/28/18
FGM:	12 VS. MSU, 11/28/18
FGA:	20 VS. MSU, 11/28/18
FTM:	6 VS. RHODE ISLAND, 12/06/18
FTA:	6(4X) LAST AT LSU, 01/17/19
3FGM:	5(2X) LAST VS. RHODE ISLAND, 12/06/18
3FGA:	12 VS. RHODE ISLAND, 12/06/18
O-REBOUNDS:	2(2X) LAST VS. TENNESSEE, 01/10/19
D-REBOUNDS:	5(3X) LAST VS. RHODE ISLAND, 12/06/18
TOTAL REBOUNDS:	7 VS. UCLA, 11/23/18
ASSISTS:	4 VS. RHODE ISLAND, 12/06/18
BLOCKS:	3 AT MISSISSIPPI ST., 01/06/19
STEALS:	3(5X) LAST AT LSU, 01/17/19
MINUTES:	39 VS. UCLA, 11/23/18

## CAREER STATS

Year	GP-GS	MIN	FG-FGA	PCT	3FG-FGA	PCT	FT-FTA	PCT	OFF-DEF	TOT-AVG	PF-FO	A	TO	BLK	ST	PTS-AVG
2015-16	33-33	820-24.8	101-254	.398	49-125	.392	30-35	.857	8-77	85-2.6	78-4	31	54	7	19	281-8.5
2016-17	33-33	1078-32.7	132-383	.345	53-164	.323	74-84	.881	13-78	91-2.8	90-2	52	83	20	20	391-11.8
2017-18	31-31	937-30.2	198-409	.484	75-158	.475	66-78	.846	16-96	112-3.6	73-2	56	71	16	37	537-17.3
2018-19	18-18	499-27.7	107-238	.450	49-103	.476	43-52	.827	7-52	59-3.3	52-1	21	36	12	27	306-17.0
TOTAL	115-115	3334-29.0	538-1284	.419	226-550	.411	213-249	.855	44-303	347-3.0	293-9	160	244	55	103	1515-13.2



3.6 rebounds per game and finished tied for third with 56 assists ... Second on the team with 37 steals ... Hit 48.4 percent from the field, 47.5 percent from long range and 84.6 percent from the free-throw line ... Her strong 3-point percentage ranked first in the league and second in the nation, while she finished third in the league in 3s per game and fourth in total 3s ... Finished top 10 in the league in field goals made, field-goal percentage and points per game ... Hit a team-best 75 3-pointers, including five or more in five games ... Scored 20+ points in seven straight games vs. SEC foes becoming only the second player in program history to accomplish that feat joining All-American Valerie Still ... Was the only player in the league to score 20 or more points in seven straight games against league opponents ... Recorded 10 or more points in 27 of her 31 games played, including 15 or more points in 23 games and 20 or more points in 12 games ... Made three or more 3s in 14 games with three or more assists in eight games and two or more steals in 11 games ... Led UK in scoring 20 times, in rebounding four times, in assists seven times and in blocks six times ... Set or tied career highs during the year in points, field-goals made, field-goals attempted, 3-pointers made, offensive rebounds, defensive rebounds, total rebounds, assists, blocks and steals ... Recorded a career-high 35 points at No. 8 South Carolina on Feb. 18, with a career-high 13 made field goals and became just the third player in program history to score 35+ points in an SEC game ... Led Kentucky in the SEC Tournament victory over Alabama, scoring 25 points, 18 of which were scored in the second half ... Led UK with 21 points vs. No. 2 Mississippi State and followed with 20 points - 14 in the first half - vs. Arkansas ... Matched a then-season high with 22 points at No. 15 Missouri, scoring 17 of those points in the second half ... Recorded her first career double-double vs. Gardner-Webb with 10 points and a career-high 10 boards ... Dished out a career-best six assists against Alabama ... Tied a career high with three blocks and three steals against Mississippi State.

2016-17 (SOPHOMORE)

Put together a great season for Kentucky, starting all 33 games ... Finished fourth on the team in scoring with 11.8 points per game, scoring the third-highest total points on the team with 391 ... Led the team in 3-pointer field goals made with 53, shooting 32.3 percent from long range ... Ended her true sophomore season with 102 career 3-pointers made, becoming only the second UK player to hit 100 or more 3s in their first two seasons on campus ... Averaged 32.7 minutes per game last season, which ranked third most on the team ... Paced the Wildcats going 74-for-84 from the free-throw line for a team-best 88.1 percent ... Averaged 2.8 rebounds per game ... Set or tied career highs on the season in points (29), field-goals made (9), field-goals attempted (21), free-throws made (9), free-throws attempted (9), 3-point field-goals made (5), 3-point field-goals attempted (10), offensive rebounds (3), defensive rebounds (9), total rebounds (9), assists (4), steals (2) and minutes (42) ... Scored 10 or more points in 22 games with 15 or more points eight times ... Led the Wildcats in scoring three times, rebounds twice, assists four times and blocks nine times ... Finished third on the team with 20 blocks ... Best performance came against Arizona State, where she had a career-best 29 points with three assists, going 9-for-9 from the charity stripe ... Had 19 points in Kentucky's win over Oklahoma, hitting three 3s with eight rebounds ... After scoring 18 points at Auburn, including the game-winning basket in the paint and a free-throw with three seconds left to seal the win, she scored in double figures in 12 of her final 14 games ... Posted 17 points against Ole Miss with a season-best five 3-pointers hit, while she had 15 points against Belmont in the first round of the NCAA Tournament.

2015-16 (FRESHMAN)

Great freshman season, being named to the SEC All-Freshman Team by league coaches ... Started all 33 games, averaging 8.5 ppg ... Second on the team with 49 3-pointers made ... Had the fifth-best scoring effort in a varsity debut in UK history against Rice, draining 16 points in the victory and going 3-for-5 from 3-point range ... Dropped an SEC career-high-tying 17 points to lead the Cats in the victory over No. 14 Mississippi State ... Hit at least one 3-pointer in the first 11 games this season ... Missed the first free throw of her career after going 13-of-13 in her first attempts ... It was a record for most consecutive free throws to start a career in Mitchell era ... Had a career day against Eastern Michigan, pouring in 17 points thanks to five 3-pointers and grabbing a career-best six rebounds while also notching her first career block ... Hit her first seven 3-point attempts in the first two games of the NCAA Tournament, going 3-for-3 against UNCA and 4-for-5 versus Oklahoma, marking a UK record for consecutive triples in NCAA Tournament play ... Her 49 3-pointers were just one off tying the UK freshman 3-point record, tying Carly Ormerod for the second-most triples made by a freshman in UK history ... Sits second in freshman 3-point percentage after connecting on 39.2% of her shots beyond the arc.

HIGH SCHOOL

Played varsity basketball at Bell County High School since the seventh grade and has been a starter since the eighth grader ... Was ranked as the 10th-best shooting guard and a top-50 prospect nationally by espnW ... Was named Miss Kentucky Basketball in a statewide vote of coaches and was on Courier-Journal's All-State Team last season ... A three-time All-State honoree by the CJ and Lexington Herald-Leader ... Finished her career with 3,368 career points, ranking sixth in state history ... Morris averaged 25.6 points and 7.9 rebounds her senior season to help Bell County finish 29-3 and reach the first round of the Sweet 16 ... Averaged 22.1 points and 9.6 rebounds per game as a junior, shooting 55.6 percent from the floor and 35.1 percent from beyond the 3-point line.

PERSONAL

Place of Birth: Hazard, Ky. ... Parent(s): Lewis and Patti Morris ... Siblings: One brother (Victor) ... Major: Kinesiology ... Shooting Hand: Right

EXTRA STATS ...

	18-19	Career		18-19	Career
Scored 10+ Points	16	82	3+ Assists	3	22
Scored 15+ Points	9	43	2+ Steals	8	24
Scored 20+ Points	6	19	Led UK in Scoring	8	33
Scored 30+ Points	1	2	Led UK in Rebounds	1	6
Made 3+ 3FG	9	35	Led UK in Assists	1	12
Double-figure Rebs	-	1	Led UK in Blocks	4	21
Double-doubles	-	1			

GAME-BY-GAME STATS

(Freshman - 2015-16)

Opponent	Min	FG-A	3PT-A	FT-A	O-D-T	PF	A	TO	BS	ST	PTS
Rice	29	6-10	3-5	1-1	0-0-0	2	0	5	0	1	16
at Arizona State	19	2-7	1-3	0-0	1-1-2	2	2	2	0	1	5
Morehead State	14	1-3	1-3	2-2	0-1-1	5	1	1	0	2	5
Colorado	25	5-11	3-6	0-0	0-1-1	2	3	0	0	1	13
E. Michigan	28	6-9	5-6	0-0	0-6-6	1	2	1	1	0	17
Jackson State	29	3-13	1-8	0-0	0-1-1	0	3	0	0	1	7
at NKU	21	3-6	1-4	2-2	0-3-3	2	1	2	0	1	9
Louisville	29	3-7	2-3	0-0	0-2-2	2	0	0	1	1	7
at MTSU	34	4-6	1-2	1-1	0-4-4	3	1	0	2	0	10
DUKE	24	4-11	1-4	0-0	0-3-3	1	1	0	0	1	9
Tennessee State	26	5-9	1-2	2-2	0-2-2	0	0	1	2	1	13
at Auburn	28	0-7	0-2	2-2	0-1-1	2	1	5	0	0	2
Alabama	21	4-7	2-4	0-0	0-0-0	2	0	3	1	0	10
at Georgia	28	3-9	3-4	0-0	0-3-3	0	0	0	0	1	9
South Carolina	25	2-6	1-2	0-0	0-0-0	0	0	0	0	0	5
Auburn	17	0-6	0-5	0-0	0-0-0	2	0	3	0	0	0
at Ole Miss	29	4-7	2-3	0-0	2-4-5	1	5	4	0	0	10
Tennessee	23	0-6	0-2	0-0	0-1-1	2	1	2	1	0	0
Vanderbilt	30	1-6	0-4	2-2	0-1-1	4	3	4	0	2	4
at Florida	21	4-7	2-4	0-0	0-0-0	5	0	1	0	0	10
at South Carolina	25	3-11	0-4	4-5	0-2-2	4	1	1	0	1	10
LSU	27	6-10	1-4	1-2	0-3-3	4	1	1	0	1	14
at Vanderbilt	18	2-6	1-3	2-2	1-2-3	3	0	0	0	1	7
at Mississippi St.	26	6-9	2-3	3-4	1-3-4	3	2	1	0	0	17
Arkansas	35	3-9	2-7	2-2	0-2-2	1	3	1	0	0	10
Missouri	24	1-10	0-3	0-0	0-6-6	1	1	0	1	1	2
at Texas A&M	22	4-9	2-5	0-0	0-3-3	5	0	2	0	0	10
LSU	25	1-4	0-1	2-4	0-4-4	3	1	3	0	0	4
Florida	22	2-10	2-5	4-4	1-4-5	3	1	2	0	0	10
South Carolina	27	3-7	1-3	0-0	2-4-6	1	1	2	0	0	7
UNC Asheville	22	3-3	3-3	0-0	0-6-6	2	1	2	0	0	9
Oklahoma	19	4-6	4-5	0-0	0-1-1	3	0	2	0	0	12
Washington	28	3-7	1-3	0-0	0-3-3	3	0	2	0	0	7

(Sophomore - 2016-17)

Opponent	Min	FG-A	3PT-A	FT-A	O-D-T	PF	A	TO	BS	ST	PTS
Miami (Fla.)	36	4-13	3-6	0-0	0-2-2	2	2	3	1	0	11
Albany	35	3-11	2-6	0-0	1-3-4	1	2	2	1	2	8
New Hampshire	25	4-8	2-5	0-0	0-1-3	3	1	0	0	1	10
at Colorado	34	5-11	3-6	1-2	1-3-4	2	2	2	1	1	14
MSU	33	6-13	0-3	2-2	3-3-6	3	1	1	1	1	14
Samford	29	3-8	0-1	2-2	1-0-1	2	3	2	0	1	8
Oklahoma	36	6-12	3-5	4-4	1-7-8	3	1	3	0	1	19
at Louisville	42	3-9	2-4	2-2	0-3-3	3	0	3	1	0	10
MTSU	36	1-6	0-3	0-0	1-2-3	2	3	4	1	0	1
Arizona St.	33	9-17	2-7	9-9	0-1-1	3	3	2	0	1	29
Radford	29	3-11	1-4	0-0	0-2-2	2	4	2	0	0	7
Washington St.	36	4-17	2-6	4-7	0-2-2	3	6	0	0	0	14
at Duke	31	3-15	1-7	4-4	0-3-3	3	0	3	1	1	11
at Tennessee	35	5-21	2-9	3-3	0-2-2	3	1	3	1	2	15
Mizzou	26	3-7	2-3	4-4	0-0-0	4	2	1	0	0	11
TAMU	34	2-9	2-5	0-0	1-1-2	2	1	1	1	0	6
at Alabama	22	3-7	0-3	2-2	0-0-0	4	1	6	0	1	8
Georgia	35	3-9	1-4	0-0	0-5-5	1	2	2	2	0	7
at LSU	33	2-12	1-5	3-3	0-3-3	2	0	2	2	2	8
at Auburn	34	5-15	4-10	4-6	0-9-9	3	1	6	1	1	18
Ole Miss	35	6-13	5-9	0-0	1-4-5	3	1	2	1	0	17
at Missouri	40	6-15	1-5	1-1	0-1-1	4	1	0	0	0	14
USC	30	4-16	2-7	4-4	0-1-1	5	2	2	0	0	14
Vandy	18	1-5	0-1	0-0	0-0-0	4	2	2	0	1	2
at Georgia	25	3-6	1-3	8-8	0-2-2	3	0	1	1	1	15
at Arkansas	35	5-13	3-6	0-0	0-3-3	0	0	3	0	0	10
Florida	35	7-14	1-5	0-0	0-3-3	0	2	5	1	1	15
Miss. St.	27	2-7	0-0	4-5	0-2-2	4	0	2	1	0	8
at USC	33	6-17	2-6	0-0	1-1-2	4	1	1	0	0	14
vs. Alabama	34	3-11	1-4	4-4	1-2-3	2	1	3	0	0	11
vs. USC	40	4-13	0-6	3-4	1-2-3	2	3	5	1	0	11
Belmont	37	3-9	2-5	7-8	0-3-3	2	6	0	0	0	15
Ohio State	31	5-13	2-5	0-0	0-2-2	5	1	1	1	0	12

(Junior - 2017-18)

Opponent	Min	FG-A	3PT-A	FT-A	O-D-T	PF	A	TO	BS	ST	PTS
Sacramento St.	16	4-8	2-3	2-2	1-3-4	3	2	1	0	1	12
Gardner-Webb	32	4-13	0-5	2-2	1-9-10	2	4	2	3	1	10
at Montana	31	5-8	3-6	3-3	0-2-2	4	2	2	1	0	17
at Washington St.	32	7-16	3-6	3-4	2-4-6	2	1	4	0	1	20
Morehead St.	23	7-8	5-6	0-0	0-2-2	2	3	2	0	3	19
Marshall	28	6-13	3-6	0-0	1-2-3	2	2	0	0	2	15
at Baylor	35	7-17	5-8	3-6	0-5-5	2	0	3	0	0	22
Tennessee Tech	17	6-7	2-2	2-2	1-5-6	2	2	1	3	1	16
Evansville	21	8-9	4-5	0-0	0-2-2	1	3	0	2	0	20
at FGCU	33	2-4	1-1	1-2	0-3-3	5	2	0	0	0	6
at Miami (Fla.)	35	7-22	2-8	2-2	2-5-7	3	1	4	1	2	18
Louisville	40	6-13	1-3	3-4	0-5-5	1	0	4	1	0	16
California	34	9-26	3-7	0-0	3-5-8	3	0	1	0	1	21
at Middle Tenn.	35	5-12	0-3	3-3	0-4-4	2	3	2	0	2	13
Tennessee	29	6-14	3-8	3-3	0-2-2	4	0	2	0	0	21
at TAMU	38	9-18	2-6	2-2	0-3-3	2	4	4	0	0	18
Georgia	21	4-10	0-3	1-3	0-0-0	1	0	1	1	2	9
at Florida	20	2-4	0-1	1-2	1-5-6	0	2	1	0	1	5
at Vanderbilt	DNP										
South Carolina	30	6-15	2-5	5-5	0-1-1	3	4	2	0	2	19
Alabama	28	7-11	2-4	0-0	0-1-1	1	2	1	0	1	16
at Arkansas	28	4-12	1-3	2-2	1-1-2	1	0	1	0	0	11
Auburn	25	5-10	5-7	3-3	0-2-2	1	1	6	0	1	18
LSU	32	6-14	3-6	2-2	1-2-2	1	4	2	0	0	17
at Missouri	32	9-17	3-5	1-2	1-1-4	0	0	2	0	1	22
at Mississippi St.	31	7-15	2-5	5-5	1-3-4	5	2	4	0	0	21
Arkansas	30	7-11	2-5	4-4	0-5-5	1	2	0	0	0	20
at South Carolina	39	13-23	5-9	4-4	1-0-1	3	0	3	0	1	35
at Ole Miss	36	8-15	2-6	2-2	0-1-1	2	2	2	0	3	20
Mississippi St.	38	8-15	3-5	3-3	0-3-3	2	2	3	3	3	22
vs. Alabama	34	9-16	5-8	2-4	0-7-7	4	6	4	0	2	25
vs. Miss. State	34	5-13	1-3	2-2	0-3-3	2	1	3	0	1	13

(Senior - 2018-19)											
Opponent	Min	FG-A	3PT-A	FT-A	O-D-T	PF	A	TO	BS	ST	PTS
Alabama State	22	4-13	3-6	0-0	0-1-1	2	1	0	1	1	11
Southern	23	4-7	2-4	2-2	0-3-3	4	0	1	0	1	12
Virginia	24	4-16	1-7	0-0	0-0-0	1	0	3	0	3	9
Hight Point	27	8-16	2-7	4-4	0-5-5	2	1	2	2	1	22
vs. USF	24	2-7	2-3	2-2	0-2-2	4	2	3	0	2	8
vs. UCLA	39	5-21	3-8	4-6	2-5-7	4	1	3	0	1	17
vs. UNC	34	5-16	5-10	3-4	0-3-3	3	1	2	0	0	18
Morehead St.	25	12-20	4-8	3-4	0-4-4	3	3	2	1	3	31
Rhode Island	31	9-20	5-12	6-6	0-5-5	2	4	1	0	1	29
at Louisville	26	4-8	1-2	2-2	0-4-4	0	0	2	0	1	11
MISU	26	4-6	1-1	5-5	0-4-4	2	1	5	1	2	14
at W. Carolina	19	5-8	2-4	1-1	0-2-2	2	0	1	0	1	13
Texas A&M	21	5-11	3-5	0-0	1-1-2	3	2	2	0	3	13
Sacred Heart	26	7-16	3-5	0-0	1-4-5	2	3	1	2	0	17
Vanderbilt	26	10-20	4-7	0-0	0-0-3	1	0	0	0	0	14
at Ole Miss	31	10-15	2-5	4-4	0-4-4	4	0	4	3	2	20
at Middle Tennessee	31	7-16	4-6	3-6	2-1-3	5	0	3	1	3	27
at LSU	DNP										
at Missouri	35	7-12	2-3	4-6	1-4-5	2	0	2	0	3	20
at Texas A&M											
S. Carolina											
Florida											
at Auburn											
at Alabama											
Arkansas											
at S. Carolina											
LSU											
Texas A&M											
at Georgia											





# TAYLOR MURRAY

#24 • GUARD • SR • 5-6

ODENTON, MD./ANNAPOLIS AREA CHRISTIAN HS

## GENERAL

Fast, explosive player that gets down the floor quickly and has great ball-handling skills ... High basketball IQ ... Took on a leadership role and that will continue to grow ... Coaches praised her ability to improve her freshman season and is considered an extremely coachable player that takes advice well and changes ... First UK player from Maryland since Keiko Tate (2002-05) ... Chose Kentucky over Penn State and West Virginia.

- SEC Academic Honor Roll (2016, 2017, 2018)
- Preseason All-SEC Second Team by league coaches (2018, 2019)
- SEC All-Defensive Team by league coaches (2018)
- SEC Player of the Week by league office (Nov. 27, 2018)
- College Sports Madness National and SEC Player of the Week (Nov. 26, 2018)
- 2018 Paradise Jam Island Division All-Tournament Team

## 2018-19 (SENIOR)

Scored 14 points on 5-of-6 shooting in the exhibition game vs. LMU, six assists, four steals...Started in third-straight season opener, led Kentucky in points vs. Alabama State with 16, six steals, and five assists in 31 minutes... In 28 minutes vs. Southern, Murray led UK with seven assists and three steals, she scored 11 points on 4-of-8 shooting from the field and a 3... Murray reached 1,000 career points in UK's win over Virginia, becoming the 34th Wildcat to accomplish that feat... In 24 minutes played vs. High Point, Murray scored 14 points on perfect shooting, 5 of 5 from the field and 4 of 4 from the line, charted three steals... Named SEC Player of the Week and Island Division All-Tournament Team for her performances in the Paradise Jam... Played 27 minutes vs. USF, led UK with 17 points and in rebounds with eight, led the team with two steals, also recorded her first block of the season... Saw 42 minutes in second game of Paradise Jam vs. UCLA, saw 16 points, including a 3 on her only attempt, went 5 of 5 from the line and led UK with three assists... Scored 23 points in final game of Paradise Jam vs. UNC and 10 assists for her first double-double of the season, nearly saw a triple-double with seven steals and six rebounds... Acquired a diverse stat line vs. Morehead State, scored 13 points, six assists, five steals and three rebounds... Played 36 minutes at Louisville, scored 18 points, including two 3s and on 6-of-7 free throw shooting... Scored 12 points vs. MTSU, recorded three rebounds, led UK with six assists and three steals... Logged seven assists vs. WCU, 11 points, five steals... Played 30 minutes vs. Murray State, accumulated 12 points on 5-of-10 shooting from the field, led UK with six assists and four steals, also saw four boards... Played 32 minutes in conference opener vs. Vanderbilt, posted seven points, led UK with five rebounds and five steals, added two assists... Murray rallied six points, four rebounds, four assists and four steals at Mississippi State... Entered nine points, two rebounds and an assist at Tennessee, before falling to the court on a blocked layup, causing Murray to sit the second half with knee pain... Did not play at LSU, recovering from a patella bruise.

## 2017-18 (JUNIOR)

Played and started all 32 games ... Second on the team with 11. 5 points per game and 4.3 rebounds per game ... Paced the team with 136 assists and 67 steals ... Ranked first or second on the team in points, rebounds, assists and steals ... Ranked



@taytaymurray24



## CAREER HIGHS

POINTS:	29 AT SOUTH CAROLINA, 02/26/17
FGM:	10 vs. UNC, 11/24/18
FGA:	19 vs. UNC, 11/24/18
FTM:	10 AT MISSOURI, 01/30/17
FTA:	10(2x) LAST AT MISSOURI, 01/30/17
3FGM:	2(11x) LAST AT LOUISVILLE, 12/10/18
3FGA:	6(3x) LAST AT MONTANA, 11/16/17
O-REBOUNDS:	8 AT MISSOURI, 01/30/17
D-REBOUNDS:	11 AT LSU, 01/19/17
TOTAL REBOUNDS:	13(2x) LAST AT MISSOURI, 01/30/17
ASSISTS:	11 vs. FLORIDA, 02/19/17
BLOCKS:	1(5x) LAST vs. USF, 11/22/18
STEALS:	7(2x) LAST vs. UNC, 11/24/18
MINUTES:	44 AT LOUISVILLE, 12/04/16

## SEASON HIGHS

POINTS:	23 vs. UNC, 11/24/18
FGM:	10 vs. UNC, 11/24/18
FGA:	19 vs. UNC, 11/24/18
FTM:	6(2x) LAST AT LOUISVILLE, 12/10/18
FTA:	8 vs. USF, 11/22/18
3FGM:	2 AT LOUISVILLE, 12/10/18
3FGA:	3(3x) LAST vs. OLE MISS, 01/13/19
O-REBOUNDS:	5 vs. UNC, 11/24/18
D-REBOUNDS:	5 vs. USF, 11/22/18
TOTAL REBOUNDS:	8 vs. USF, 11/22/18
ASSISTS:	10 vs. UNC, 11/24/18
BLOCKS:	1 vs. USF, 11/22/18
STEALS:	7 vs. UNC, 11/24/18
MINUTES:	42 vs. UCLA, 11/23/18

## CAREER STATS

Year	GP-GS	MIN	FG-FGA	PCT	3FG-FGA	PCT	FT-FTA	PCT	OFF-DEF	TOT-AVG	PF-FO	A	TO	BLK	ST	PTS-AVG
2015-16	33-0	757-22.9	81-185	.538	14-52	.269	50-60	.833	20-68	88-2.7	72-0	73	52	1	56	226-6.8
2016-17	30-30	1027-34.2	127-275	.462	11-51	.216	101-120	.842	43-104	147-4.9	57-0	118	48	1	61	366-12.2
2017-18	32-32	1071-33.5	131-303	.432	19-55	.345	88-105	.838	36-103	139-4.3	68-1	136	62	3	67	369-11.5
2018-19	18-17	541-30.1	81-166	.488	7-28	.250	52-58	.897	33-26	59-3.3	32-0	68	26	1	64	221-12.3
TOTAL	113-79	3396-30.1	420-929	.452	51-186	.274	291-343	.848	132-301	433-3.8	229-1	395	188	6	248	1182-10.5



third in the league with a 2.19 assist-turnover ratio and fifth in total assists ... Ranked third in the league in free-throw percentage at 83.8 percent ... Ranked seventh in the SEC in steals and sixth in steals per game ... Had a stretch during league play where she recorded eight straight double-digit scoring games, including three 20+ scoring games during that stretch ... Became the first UK player to ever record 20 points and 10 or more assists in a SEC game when she accomplished the feat against Alabama ... Had five or more assists in 13 games and three or more steals in 10 games ... Some all-around impressive stat lines with 14 points, five rebounds, five steals vs. Auburn and 23 points, six rebounds, four assists and three steals vs. Missouri ... Led Kentucky in scoring seven times, in rebounds four times, in assists 22 times and in steals 19 times ... Scored 10 or more points in 17 games with 15 or more points in 10 games and four 20+ scoring games ... Provided a balanced force for Kentucky against Washington State, posting a near triple-double with 13 points, seven rebounds and eight assists ... Recorded an impressive stat line against No. 3 Louisville with eight points, seven rebounds seven assists and five steals ... Led UK in every category against Florida with 19 points, six rebounds, two assists, three steals and one block ... Recorded a season-high 23 points and career-high seven steals against Vanderbilt ... Matched her season high with 23 points vs. No. 15 Missouri, and also led UK with six rebounds, four assists and three steals ... Had three double-doubles on the year, including 12 points and 10 assists at Ole Miss and 18 points and 12 rebounds at Montana.

2016-17 (SOPHOMORE)

A breakout year for the guard, sitting third on the squad with 12.2 points per game ... Ranked second on the team with 4.9 rebounds per game, while earning a team-best 61 steals and sitting tied for the team lead with 118 assists ... Was the second-best free-throw shooter on the team going 101-for-120 for 84.2 percent ... Played in 30 games with 30 starts, missing two non-conference games due to injury and one SEC Tournament game due to injury ... Set or tied career highs this season in points (29), field-goals made (9), field-goals attempted (15), free-throws made (10), free-throws attempted (10), 3-point field goals made (2), 3-point field goals attempted (6), offensive rebounds (8), defensive rebounds (11), total rebounds (13), assists (11), blocks (1), steals (6) and minutes (44) ... Scored 10 or more points 18 times with 15 or more points 11 times and three 20+ games ... Posted two double-doubles on the season, earning 11 points and 13 rebounds at LSU before 18 points and 13 rebounds at Missouri ... Had five or more assists in 10 games ... Led Kentucky in scoring seven times, in rebounds three times, in assists and steals 17 times ... Career-high 29 points at highly ranked South Carolina with four rebounds, five assists and went 4-for-4 from the free-throw line ... Had 21 points with five rebounds against Louisville, while her final 20+ scoring game was 23 points with six rebounds and two assists at Tennessee ... Incredible lines against Vanderbilt and Arkansas with 18 points, seven assists and five rebounds against Vanderbilt, before 16 points, six steals, five assists and eight rebounds against Arkansas ... Posted a career-best 11 assists against Florida ... Had five or more assists in six of her last seven games played ... Earned five or more rebounds in 12 games.

2015-16 (FRESHMAN)

Impressive first season with UK, averaging 6.8 points per game, 2.7 rebounds per game, 2.2 assists per game and 1.5 seals per game ... Led the team in steals, with 56, which are the fourth-most in a UK freshman season ... Dished out 73 assists, the third-most on the team ... Had the 10th-best scoring performance in UK debut, with 12 points against Rice ... Recorded four-or-more steals on five occasions, against Rice, Morehead State and Auburn (twice), and Vanderbilt ... Had a career day when Auburn came to Memorial Coliseum, posting a career-high 14 points and six steals to lead the team in both categories ... Defensive effort against Jackson St. helped team allow just one point more than the fewest allowed in school history, nabbing three steals and also scoring a career-high 13 points ... Had the most defensive rebounds on the team against Northern Kentucky, pulling down a career-high seven defensive boards ... Hit .833 from the charity stripe, which was the fourth-highest free throw percentage in a freshman season ... Scored 10+ points 10 times and had three or more steals in nine games ... Led Kentucky in steals in 15 games.

HIGH SCHOOL

Ranked as No. 18 point guard by espnW and No. 15 overall player by MaxPreps ... Averaged 29.6 points, 8.8 rebounds, 7.0 steals and 4.1 assists per game in senior season, leading Annapolis Area Christian School to a 27-3 record and both the Interscholastic Athletic Association of Maryland Class B and Maryland Christian School Division 1 state titles ... Named 2015 McDonald's All-American ... 2015 Maryland Gatorade State Girls Basketball Player of the Year ... Won gold medal as member of Team USA at the 2013 FIBA Americas U16 Championship, helping the USA to a 5-0 record and a berth into the 2014 FIBA U17 World Championship ... Named to the Baltimore Sun All-Metro First Team during junior season after being a second-team selection as a sophomore ... Was a two-time Capital Gazette Communications All-County First Team and two-time Interscholastic Athletic Association of Maryland All-B Conference member (2012 and 2013) ... Averaged 25.5 points, 9.6 rebounds, 9.3 steals and 3.1 assists per game as a junior and 20.9 points, 11 rebounds, 4.3 assists and 8.4 steals per game as a sophomore

PERSONAL

Place of Birth: Teaneck, N.J. ... Parent(s): Sonya Murray ... Major: Public Health ... Shooting Hand: Right

GAME-BY-GAME STATS

(Freshman - 2015-16)

Opponent	Min	FG-A	3PT-A	FT-A	O-D-T	PF	A	TO	BS	ST	PTS
Rice	25	6-9	0-0	0-0	0-2-2	3	2	4	0	4	12
at Arizona State	26	3-5	0-0	1-2	0-2-2	4	3	2	0	0	7
Morehead State	31	8-10	1-6	5-6	1-3-3	3	6	4	0	4	12
Colorado	20	2-5	1-1	5-6	3-0-3	1	5	1	0	1	10
E. Michigan	22	1-2	0-0	1-2	0-4-2	2	3	3	0	0	3
Jackson State	26	6-12	1-5	0-0	2-4-6	3	2	0	0	3	13
at NKU	20	2-4	0-0	4-4	0-7-7	3	3	0	0	3	8
LOUISVILLE	24	4-9	1-4	2-2	1-3-4	1	1	6	0	1	11
at MTSU	18	3-6	0-0	4-4	0-3-3	3	3	1	0	1	10
Duke	22	2-5	0-0	0-0	0-1-1	2	2	1	0	0	4
Tennessee State	17	5-7	2-2	1-1	1-1-2	2	2	2	0	1	13
at Auburn	20	1-6	0-2	1-2	0-1-1	3	1	5	0	4	3
Alabama	21	2-4	0-0	0-0	2-4-6	2	1	2	1	0	3
at Georgia	22	1-6	0-2	3-5	2-3-5	3	1	3	0	1	5
South Carolina	19	1-3	0-0	2-2	1-2-2	2	0	0	0	1	4
Auburn	29	5-8	2-2	2-2	0-2-2	2	1	2	0	6	14
at Ole Miss	15	1-4	0-1	1-2	0-0-0	4	0	1	0	0	3
Tennessee	17	2-4	1-3	0-0	0-0-0	2	1	0	0	2	5
Vanderbilt	23	1-5	0-2	0-0	2-1-3	1	1	1	0	1	2
at Florida	29	1-3	0-1	0-0	0-0-0	3	4	2	0	1	2
at South Carolina	30	2-4	1-1	1-1	0-0-0	4	1	1	0	0	6
LSU	12	0-2	0-1	2-2	0-2-2	0	0	1	0	2	2
at Vanderbilt	26	3-9	1-2	1-2	0-1-1	0	3	0	0	4	8
at Mississippi State	27	3-6	1-3	6-6	2-2-4	2	4	1	0	1	13
Arkansas	30	3-6	0-2	0-0	0-1-1	1	3	2	0	0	6
Missouri	20	2-4	0-3	0-0	1-1-2	4	2	1	0	2	5
at Texas A&M	26	3-5	0-0	2-2	1-5-6	2	3	0	0	1	8
LSU	29	1-4	0-2	3-4	0-2-2	2	3	3	0	2	5
Florida	18	2-5	1-2	0-0	0-1-1	0	1	2	0	3	5
South Carolina	21	3-7	0-1	0-0	0-2-2	1	3	2	0	1	6
UNC Asheville	26	5-7	0-1	1-1	1-4-5	2	4	0	1	0	11
Oklahoma	27	2-4	0-0	2-2	0-5-5	1	1	0	0	1	6
Washington	19	0-5	0-3	0-0	0-0-0	4	2	0	0	2	0

(Sophomore - 2016-17)


Opponent	Min	FG-A	3PT-A	FT-A	O-D-T	PF	A	TO	BS	ST	PTS
Miami (Fla.)	26	3-6	1-2	1-2	1-3-4	3	3	1	0	3	8
Albany	25	1-4	0-1	2-2	1-3-4	2	3	3	0	1	4
New Hampshire	20	2-4	0-1	2-2	0-3-3	2	3	2	0	1	6
at Colorado	34	6-10	1-2	1-2	1-5-6	2	2	1	0	0	14
MSU	27	8-13	2-5	0-0	0-8-8	1	2	1	0	2	18
Samford	33	5-7	0-1	5-7	1-4-5	2	1	0	0	0	15
Oklahoma	37	1-8	0-1	7-8	3-3-6	1	3	1	0	3	9
at Louisville	44	7-14	0-3	7-10	0-5-5	4	1	1	0	3	14
MTSU	34	6-12	0-1	4-4	4-7-7	1	3	2	0	1	16
Arizona St.	40	8-13	0-1	0-1	2-2-4	1	4	3	0	0	16
Radford	DNP										
Washington St.	DNP										
at Duke	37	6-15	2-2	4-4	3-1-4	1	1	2	0	1	18
at Tennessee	38	8-11	0-0	7-8	1-5-6	1	2	0	0	2	23
Mizzou	31	2-4	2-2	1-2	0-3-3	2	2	1	0	0	7
TAMU	29	4-9	0-2	3-3	1-3-4	4	5	0	0	1	11
at Alabama	30	2-5	0-2	0-0	1-3-4	2	4	2	0	4	4
Georgia	23	4-8	0-1	6-6	1-2-3	2	3	0	0	1	14
at LSU	37	3-8	0-3	3-4	2-11-13	0	5	2	1	3	11
at Auburn	36	5-11	0-1	4-6	1-2-3	2	5	0	0	3	14
Ole Miss	32	4-9	0-1	0-0	1-4-5	1	8	1	0	0	8
at Mizou	38	4-10	0-1	10-10	8-5-13	3	4	3	0	3	18
USC	38	1-4	0-0	0-0	2-2-4	2	5	3	0	2	2
Vandy	39	7-15	0-4	4-4	1-4-5	0	7	1	0	5	18
at Georgia	40	3-12	1-3	2-2	0-2-2	1	4	2	0	2	9
at Arkansas	36	5-10	0-1	6-7	3-5-8	2	5	3	0	6	16
Florida	34	2-7	0-0	0-0	2-1-3	1	11	1	0	4	4
Miss. St.	43	4-11	0-1	6-9	0-2-2	3	2	3	0	2	14
at USC	37	9-14	2-6	9-9	1-3-4	4	5	2	0	0	29
vs. Alabama	38	2-8	0-1	4-4	1-3-4	2	5	0	0	3	8
vs. USC	DNP										
Belmont	34	2-8	0-1	0-0	1-1-2	3	6	0	0	0	4
Ohio State	37	2-5	0-1	3-4	1-3-4	4	5	4	0	1	7

(Junior - 2017-18)

Opponent	Min	FG-A	3PT-A	FT-A	O-D-T	PF	A	TO	BS	ST	PTS
Sacramento St.	29	8-12	1-3	5-5	0-5-5	2	3	0	1	1	22
Gardner-Webb	25	3-12	0-3	2-2	0-4-4	1	3	0	0	1	8
at Montana	32	5-11	2-6	6-6	3-9-12	4	3	2	0	3	18
at Washington St.	36	5-8	1-2	2-2	3-4-7	2	8	4	0	4	13
Morehead St.	24	1-4	1-1	4-4	1-1-2	1	6	1	0	1	7
Marshall	31	5-9	2-3	1-2	3-3-6	1	2	1	0	1	13
at Baylor	33	1-4	0-0	8-8	2-4-6	1	5	4	0	1	10
Tennessee Tech	26	3-7	0-1	0-0	0-2-4	1	5	0	0	3	6
Evansville	26	4-8	1-2	2-4	2-2-4	2	2	0	0	1	11
at FGCU	38	6-14	0-1	7-8	3-4-7	4	1	3	0	2	19
at Miami (Fla.)	34	3-8	1-1	1-2	1-7-8	4	2	1	0	0	8
Louisville	40	3-8	0-1	2-4	1-6-7	1	7	1	0	5	8
California	39	1-6	0-2	2-2	1-0-1	1	3	2	0	2	4
at MTSU	26	2-7	0-2	1-1	1-1-2	4	2	2	0	2	5
Tennessee	37	2-12	0-3	0-0	1-3-4	3	1	3	0	0	4
at TAMU	40	3-9	0-1	1-2	2-2-4	1	6	0	0	1	7
Georgia	25	0-6	0-0	0-0	2-2-4	3	4	3	0	2	0
at Florida	37	8-12	2-2	1-1	3-3-6	2	2	2	1	3	19
at Vanderbilt	40	8-15	0-1	7-9	0-2-2	3	3	2	0	7	23
South Carolina	40	7-15	1-4	2-2	0-2-2	1	2	4	0	1	17
Alabama	38	8-11	1-1	4-4	0-3-3	3	10	1	0	2	20
at Arkansas	36	3-5	2-2	4-5	0-1-1	1	7	2	0	2	12
Auburn	28	3-9	1-3	7-8	0-2-2	2	5	1	0	5	14
LSU	40	7-13	0-2	2-2	1-0-1	2	6	4	0	1	16
at Missouri	39	8-16	1-2	6-9	2-4-6	3	4	1	0	3	23
at Mississippi St.	29	2-9	1-2	2-2	1-2-3	5	2	5	1	2	7
Arkansas	34	1-6	0-0	0-0	1-4-5	3	3	0	0	0	2
at South Carolina	33	1-6	0-0	0-0	0-3-3	1	2	2	0	1	2
at Ole Miss	36	4-8	0-1	4-4	0-3-3	2	10	3	0	0	12
Mississippi St.	32	3-10	0-1	0-0	0-2-2	3	7	4	0	0	6
vs. Alabama	34	6-10	1-1	5-6	0-6-6	1	5	1	0	3	18
vs. Miss. State	34	7-13	0-1	1-1	0-7-7	4	3	4	0	1	15

(Senior - 2018-19)

Opponent	Min	FG-A	3PT-A	FT-A	O-D-T	PF	A	TO	BS	ST	PTS
Alabama State	31	7-12	0-1	2-2	3-0-3	1	5	1	0	6	16
Southern	28	4-8	1-2	2-2	1-2-3	2	7	2	0	3	11
Virginia	27	4-9	0-2	4-4	1-1-2	3	3	1	0	2	12
Hight Point	24	5-5	0-0	4-4	1-0-1	1	3	0	0	3	14
vs. USF	27	5-10	1-2	6-8	3-5-8	1	2	1	1	2	17
vs. UCLA	42	5-10	1-1	5-5	2-1-3	3	3	2	0	1	16
vs. UNC	36	10-19	0-2	3-4	5-1-6	3	10	2	0	7	23
Morehead St.	34	5-8	1-1	2-3	2-1-3	1	6	0	0	5	13
Rhode Island	23	5-10	0-2	1-2	1-0-1	1	2	3	0	4	11
at Louisville	36	5-12	2-3	6-7	2-1-3	4	1	0	0	2	18
MTSU	38	5-10	0-2	2-2	1-2-3	0	6	2	0	3	12
W. Carolina	23	4-4	1-1	2-2	2-0-2	2	7	1	0	5	11
Murray St.	30	5-10	0-1	2-2	1-2-3	1	6	3	0	4	12
Sacred Heart	29	4-7	0-1	3-3	3-3-6	2	2	1	0	3	11
Vanderbilt	32	3-10	0-3	1-1	2-3-5	1	2	1	0	5	7
at Miss. St.	30	1-6	0-0	4-4	2-1-4	4	2	4	0	4	6</



# CHASITY PATTERSON

#15 • GUARD • SOPH • 5-5

HOUSTON, TEXAS/NORTH SHORE HS/TEXAS

## GENERAL

The top ranked point guard in the class of 2017 according to ESPN.com and the Big 12 Preseason Freshman of the Year at Texas in 2017-18 ... Elite guard who can score multiple ways and also defend ... Fast and explosive on both ends of the court ... Will sit out the spring and fall semesters of 2019 and be eligible to compete for Kentucky after the fall semester next December ... Joined the team before the new year.

## AT TEXAS

Spent her freshman season at Texas, helping the Longhorns to the NCAA Tournament Sweet 16 by averaging 2.8 points in 7.6 minutes per game ... Played in one game during the 2018-19 season at Texas, scoring six points in nine minutes going 2-of-4 from the field and 1-of-2 from long range with two rebounds.

## HIGH SCHOOL

Had an incredible high school career at North Shore High School in Houston where she finished as the school's all-time leading scorer with 3,177 points ... Participated in the 2017 McDonald's All-American Game and won the 3-point shooting contest at the event ... Was ranked as the top point guard and the fourth-best player overall in the 2017 class according to ESPN.com after averaging 28.7 points per game, 6.1 rebounds per game and 4.9 assists per game as a senior ... Her senior season was full of honors as she was named a Naismith Trophy Second-Team All-American, a WBCA Coaches All-American and a semifinalist for the Naismith High School Player of the Year award ... As a junior in 2015-16, Patterson averaged 24.5 points per game, 5.4 steals per game and 4.8 assists per game ... On top of being a Texas Association of Basketball Coaches All-State selection, she was the District 21-6A Most Valuable Player and was tabbed to the all-tournament team of the state tournament ... Led her team to the state semifinals with a 36-2 overall record as a junior. In a game against West Brook her junior season, she recorded a triple-double with 24 points, 12 assists and 11 steals.

## PERSONAL

Place of Birth: Houston, Texas ... Parent(s): Greg and Sonya Patterson ... Siblings: Two sisters -



@Chazzthereal



@nikehead\_



## CAREER HIGHS

POINTS:	13 vs. UTSA, 11/17/17
FGM:	5 vs. UTSA, 11/17/17
FGA:	7 vs. UTSA, 11/17/17
FTM:	3 vs. NORTHWESTERN STATE, 12/13/17
FTA:	4 vs. NORTHWESTERN STATE, 12/13/17
3FGM:	1 vs. MAINE, 03/17/18
3FGA:	4 vs. NORTHWESTERN STATE, 12/13/17
O-REBOUNDS:	1, 2X, LAST vs. MAINE, 03/17/18
D-REBOUNDS:	5 vs. NORTHWESTERN STATE, 12/13/17
TOTAL REBOUNDS:	5 vs. MAINE, 03/17/18
ASSISTS:	4 vs. MCNEESE STATE, 11/15/17
BLOCKS:	1, 3X, LAST vs. NORTHWESTERN STATE, 12/13/17
STEALS:	1, 6X, LAST vs. KANSAS STATE, 02/10/18
MINUTES:	18 vs. NORTHWESTERN STATE, 12/13/17

## SEASON HIGHS

POINTS:	-
FGM:	-
FGA:	-
FTM:	-
FTA:	-
3FGM:	-
3FGA:	-
O-REBOUNDS:	-
D-REBOUNDS:	-
TOTAL REBOUNDS:	-
ASSISTS:	-
BLOCKS:	-
STEALS:	-
MINUTES:	-

## CAREER STATS

Year	GP-GS	MIN	FG-FGA	PCT	3FG-FGA	PCT	FT-FTA	PCT	OFF-DEF	TOT-AVG	PF-FO	A	TO	BLK	ST	PTS-AVG
*2017-18	24-0	182-7.6	25-61	.410	6-27	.222	11-17	.647	2-26	28-1.2	19-0	15	14	3	5	67-2.8
*2018-19	1-0	9-9.0	2-4	.500	1-2	.500	1-2	.500	0-2	2-2.0	0-0	1	0	0	1	6-6.0
TOTAL	25-0	191-7.6	27-65	.415	7-29	.241	12-19	.631	2-28	30-1.2	19-0	16	14	3	8	73-2.9

\* at Texas



Destiny and Makayla; Destiny played volleyball at the University of Houston. ... Major: Media arts and studies ... Shooting Hand: Right

GAME-BY-GAME STATS

(Freshman - 2017-18)												
Opponent	Min	FG-A	3PT-A	FT-A	O-D-T	PF	A	TO	BS	ST	PTS	
Stetson	12	0-7	0-3	0-2	1-3-4	3	0	3	1	1	0	
McNeese State	15	3-7	0-2	0-0	0-3-3	3	4	0	0	0	6	
UTSA	11	5-7	1-1	2-4	0-1-1	0	2	0	0	0	13	
vs. LSU	DNP											
vs WASHINGTON	11	2-3	0-1	2-2	0-2-2	0	2	0	0	0	6	
Louisiana Tech	10	2-2	1-1	0-0	0-1-1	1	2	2	1	1	5	
at Georgia	2	0-0	0-0	0-0	0-1-1	0	0	0	0	0	0	
at Tennessee	DNP											
Northwestern State	18	2-5	1-4	3-4	0-5-5	2	0	0	1	1	8	
Florida State	DNP											
at Oklahoma	2	0-0	0-0	0-0	0-0-0	0	1	0	0	1	0	
West Virginia	6	1-4	0-2	1-1	0-0-0	0	0	0	0	0	3	
Oklahoma State	DNP											
at Kansas State	4	0-1	0-1	0-0	0-1-1	0	0	2	0	0	0	
at TCU	DNP											
Kansas	11	1-5	0-3	0-0	0-1-1	1	0	0	0	0	2	
UConn	DNP											
at Texas Tech	16	1-5	0-3	0-0	0-3-3	2	1	2	0	0	2	
at Baylor	DNP											
Iowa State	DNP											
at Kansas	DNP											
TCU	3	0-0	0-0	1-2	0-0-0	1	0	0	0	0	1	
at West Virginia	DNP											
Kansas State	4	0-0	0-0	0-0	0-0-0	0	0	0	0	1	0	
Texas Tech	13	3-4	1-2	0-0	0-0-0	1	0	2	0	0	7	
at Oklahoma State	9	2-2	0-0	0-0	0-1-1	1	2	2	0	0	4	
Baylor	4	0-0	0-0	0-0	0-0-0	2	0	0	0	0	0	
at Iowa State	1	0-0	0-0	0-0	0-0-0	0	0	0	0	0	0	
Oklahoma	2	0-1	0-1	0-0	0-0-0	1	0	0	0	0	0	
vs Iowa State	6	1-2	1-1	0-0	0-0-0	0	1	0	0	0	3	
vs West Virginia	4	0-1	0-1	2-2	0-0-0	0	0	0	0	0	2	
Maine	16	2-5	1-1	0-0	1-4-5	1	0	1	0	0	5	
Arizona State	2	0-0	0-0	0-0	0-0-0	0	0	0	0	0	0	
vs UCLA	0	0-0	0-0	0-0	0-0-0	0	0	0	0	0	0	
(Sophomore- 2018-19)												
Opponent	Min	FG-A	3PT-A	FT-A	O-D-T	PF	A	TO	BS	ST	PTS	
Duquesne	9	2-4	1-2	1-2	0-2-2	0	1	0	0	1	6	

EXTRA STATS ...

	18-19	Career		18-19	Career
Scored 10+ Points	-	1	2+ Steals	-	-
Scored 15+ Points	-	-	Led UK in Scoring	-	-
Scored 20+ Points	-	-	Led UK in Rebounds	-	-
Double-figure Rebs	-	-	Led UK in Assists	-	-
Made 3+ 3FG	-	-	Led UK in Steals	-	-
Double-doubles	-	-	Led UK in Blocks	-	-
3+ Assists	-	1			





# AMANDA PASCHAL

#12 • GUARD • RS-JR • 5-7

BROOKLYN, N.Y./CHIPLEY HS/GULF STATE COLLEGE

## GENERAL

Experienced player that won a junior college national championship ... Missed her second year of junior college with an injury, but showed no lingering effects last season ... Athletic guard that can create for herself and her teammates ... Strong finisher in traffic around the rim ... Hardnosed, tough guard that is strong on both ends of the court ... Choose Kentucky over Wichita State ... Is a senior academically but has two years of athletic eligibility remaining.

## 2018-19 (REDSHIRT JUNIOR)

Went 4 of 5 from the field with eight points and two rebounds in the exhibition game vs. LMU... Played 19 minutes in season opener vs. Alabama State scoring seven points, five rebounds and three assists... Played 18 minutes vs. Southern, posting five points, she led Kentucky with three steals... Played 19 minutes vs. High Point, tallied six points, three rebounds, led UK with three assists, charted one steal... Played 24 minutes in first game of Paradise Jam vs. USF, saw five points, three rebounds and career-high five assists, shot 12 of 13 from the line in the three-day span... Played 11 minutes vs. Morehead State, impressed UK with six rebounds, three offensive and three defensive, saw two steals... Played 20 minutes vs. WCU, scored 11 points on 4-of-6 shooting, including 3 of 3 from the arc, a career-high 3-point makes, added four rebounds and three assists... Posted four points, two rebounds, one block, one steal and an assist in 19 minutes played vs. Murray State... Produced a solid game at LSU, led UK with four assists, added four rebounds, three points and two steals.

## 2017-18 (REDSHIRT SOPHOMORE)

Played in 30 of the team's 32 games with two starts ... Averaged 4.7 points per game, 2.1 rebounds per game and had 40 assists during the season ... Shot 44.5 percent from the field and 30.4 percent from long range during the year ... Score in double figures five times during the season ... Had three or more assists in four games and two or more steals in three games while leading UK in steals twice ... Made her first career start in the opening game of the SEC Tournament vs. Alabama with six points, three rebounds and two assists ... Provided important minutes on both ends of the court against Washington State, posting eight points with three assists and three rebounds ... Came in clutch off the bench in the win over Florida, adding 12 points, 10 of



@aboogie\_nohoodi



@RiP\_MoneyDart



## CAREER HIGHS

POINTS:	13 vs. MISSISSIPPI STATE, 03/02/18
FGM:	5(4x) LAST vs. MISSISSIPPI STATE, 03/02/18
FGA:	10 AT ARKANSAS, 01/29/18
FTM:	5(2x) LAST vs. UCLA, 11/23/18
FTA:	7 vs. MISSISSIPPI STATE, 02/25/18
3FGM:	3 vs. WCU, 12/18/18
3FGA:	3(2x) LAST AT WCU, 12/18/18
O-REBOUNDS:	4(2x) LAST AT OLE MISS, 02/22/18
D-REBOUNDS:	4(2x) LAST vs. ARKANSAS, 02/15/18
TOTAL REBOUNDS:	6 vs. MSU, 11/28/18
ASSISTS:	5 vs. USF, 11/22/18
BLOCKS:	1 vs. MURRAY ST., 12/21/18
STEALS:	3 vs. SOUTHERN, 11/11/18
MINUTES:	36(2x) LAST AT LSU, 01/17/19

## SEASON HIGHS

POINTS:	11 vs. WCU, 12/18/18
FGM:	4 vs. WCU, 12/18/18
FGA:	8 vs. TENNESSEE, 01/10/19
FTM:	5 vs. UCLA, 11/23/18
FTA:	6 vs. UCLA, 11/23/18
3FGM:	3 vs. WCU, 12/18/18
3FGA:	3 vs. WCU, 12/18/18
O-REBOUNDS:	3(4x) LAST AT LSU, 01/17/19
D-REBOUNDS:	3(4x) LAST vs. OLE MISS, 01/13/19
TOTAL REBOUNDS:	6 vs. MSU, 11/28/18
ASSISTS:	5 vs. USF, 11/22/18
BLOCKS:	1 vs. MURRAY ST., 12/21/18
STEALS:	3 vs. SOUTHERN, 11/11/18
MINUTES:	36 AT LSU, 01/17/19

## CAREER STATS

Year	GP-GS	MIN	FG-FGA	PCT	3FG-FGA	PCT	FT-FTA	PCT	OFF-DEF	TOT-AVG	PF-FO	A	TO	BLK	ST	PTS-AVG
2017-18	30-2	501-16.7	53-119	.445	7-23	.304	27-43	.628	29-34	63-2.1	20-0	40	23	0	11	140-4.7
2018-19	19-2	376-19.8	22-73	.301	4-11	.364	29-39	.744	20-26	46-2.4	18-0	35	22	1	15	77-4.1
TOTAL	49-4	877-17.9	75-192	.391	11-34	.324	56-82	.683	49-60	109-2.2	38-0	75	45	1	26	217-4.4



which were in the second half ... First player off the bench for the Wildcats vs. Ole Miss, adding six points, four assists ... Scored 11 points vs. Mississippi State in the quarterfinals of the SEC Tournament with two assists ... Really started to play good ball the last few weeks of the season with two or more assists in each of her last four games ... Also went 11-of-20 from the field during that stretch, including 3-of-4 from long range with 15 rebounds.

AT GULF COAST STATE COLLEGE

Shined at Gulf Coast State College, where she helped the Commodores to the 2016 National Junior College Athletic Association National Championship, 2016 Panhandle Conference Championship and 2016 Florida College System Activities Association/NJCAA State Championship ... Started all 33 games her first season at GCSC, which went 32-1 overall to achieve one of the best winning percentages in school history ... Averaged 11.2 points per game as a freshman, hitting at a .469 clip from the field and .267 clip from beyond the arc ... Also averaged 3.9 rebounds per game and 2.5 assists per game ... Scored in double-digits 20 times during the season, including a season-best 19 points in three games ... Shined down the stretch for GCSC, scoring in double-digits in five of the team’s seven postseason games, adding six or more assists in two games ... Season best in assists came against Pensacola State with seven, while she had a season-best 10 rebounds against Tallahassee ... Injured her knee and missed her sophomore season at GCSC, which also won the 2017 NJCAA National Championship.

HIGH SCHOOL

Strong high school career at Chipley High School in Florida where she was a five-year starter, leading the Tigers to 20 or more wins every season ... Averaged 22.6 points, 8.7 rebounds, 5.2 assists and 4.5 steals per game as a senior ... Also averaged over 20 points per game, seven rebounds per game and five assists per game as a junior ... Helped Chipley advance to two class A state championship games ... Was named Class A All-State First Team her senior year by the Florida Association of High School Coaches ... Was named to her high school honor roll and was very active in community service.

PERSONAL

Place of Birth: Brooklyn, N.Y. ... Parent(s): Stacy Paschal-Bragman and Darwin Bragman ... Siblings: Three sisters, Kendra Paschal, Crystal Bragman and Kayla Bragman ... Major: Psychology ... Shooting Hand: Left

GAME-BY-GAME STATS

(RS-Sophomore - 2017-18)												
Opponent	Min	FG-A	3PT-A	FT-A	O-D-T	PF	A	TO	BS	ST	PTS	
Sacramento St.	17	1-2	0-1	3-4	0-0-0	0	2	0	0	0	5	
Gardner-Webb	15	2-4	0-1	0-0	1-4-5	1	2	0	0	0	4	
at Montana	8	0-2	0-1	0-0	0-1-1	1	1	1	0	0	0	
at Washington St.	15	4-7	0-1	0-0	2-1-3	0	3	1	0	0	8	
Morehead St.	20	5-8	0-1	1-3	1-1-2	0	2	0	0	0	11	
Marshall	11	0-4	0-0	2-2	4-1-5	0	0	1	0	0	2	
at Baylor	17	0-2	0-0	0-2	2-1-3	1	3	0	0	0	0	
Tennessee Tech	15	1-2	0-0	1-2	1-1-2	1	2	2	0	0	3	
Evansville	8	2-3	1-1	0-0	0-2-2	0	0	0	0	0	5	
at FGCU	9	1-5	0-1	0-0	0-1-1	0	0	0	0	0	2	
at Miami (Fla.)	20	1-3	0-1	2-2	1-1-2	3	1	0	0	1	4	
Louisville	4	0-1	0-0	1-2	0-0-0	1	0	0	0	0	1	
California	DNP											
at MSU	10	1-2	0-0	0-0	0-2-2	1	0	0	0	0	2	
Tennessee	DNP											
at TAMU	3	0-1	0-0	0-0	0-0-0	0	0	1	0	0	0	
Georgia	4	0-0	0-0	1-2	0-0-0	0	0	0	0	0	1	
at Florida	21	5-8	2-3	0-0	0-0-0	1	1	1	0	2	12	
at Vanderbilt	31	1-8	0-2	0-2	2-0-2	1	2	2	0	0	2	
South Carolina	4	0-0	0-0	0-0	1-0-1	0	0	0	0	0	0	
Alabama	10	1-1	0-0	0-0	1-0-1	0	2	0	0	0	2	
at Arkansas	22	5-10	0-1	0-0	1-2-3	2	0	1	0	2	10	
Auburn	28	2-4	0-2	1-1	1-2-3	0	2	2	0	1	5	
LSU	26	4-6	1-2	1-3	2-2-4	1	4	1	0	1	10	
at Missouri	13	1-3	0-1	0-0	1-0-1	0	0	0	0	1	2	
at Mississippi St.	24	2-5	0-0	3-3	1-1-2	1	1	2	0	0	7	
Arkansas	23	2-6	0-0	0-0	0-4-4	0	1	1	0	0	4	
at South Carolina	18	1-2	0-0	0-0	0-0-0	0	1	1	0	1	2	
at Ole Miss	21	1-4	0-0	4-4	4-1-5	1	4	1	0	2	6	
Mississippi St.	22	3-6	0-0	5-7	2-1-3	1	2	2	0	0	11	
vs. Alabama	26	2-4	1-2	1-2	1-2-3	3	2	1	0	0	6	
vs. Miss. State	36	5-6	2-2	1-2	1-3-4	0	2	2	0	0	13	

(RS-Junior - 2018-19)												
Opponent	Min	FG-A	3PT-A	FT-A	O-D-T	PF	A	TO	BS	ST	PTS	
Alabama State	19	2-5	0-1	3-5	3-2-5	1	3	0	0	1	7	
Southern	18	1-1	0-0	3-4	0-1-1	1	4	0	0	3	5	
Virginia	13	1-2	0-0	0-2	0-1-1	0	1	0	0	0	2	
Hight Point	19	1-3	0-0	4-4	1-2-2	1	3	0	0	1	6	
vs. USF	24	1-3	0-0	3-3	0-3-3	1	5	0	0	1	5	
vs. UCLA	19	0-2	0-0	5-6	1-2-3	1	2	2	0	0	5	
vs. UNC	22	0-4	0-0	4-4	0-0-0	0	1	2	0	1	4	
Morehead St.	11	1-2	0-0	0-2	3-3-6	0	1	2	0	2	2	
Rhode Island	21	1-3	0-0	2-2	2-1-3	1	1	3	0	0	4	
at Louisville	17	2-5	0-1	0-0	0-0-0	1	1	0	0	0	4	
MTSU	17	0-1	0-0	0-0	3-0-3	1	0	1	0	1	0	
W. Carolina	20	4-6	3-3	0-0	2-2-4	0	3	1	0	0	11	
Murray St.	19	2-5	0-1	0-0	1-1-2	1	1	0	1	1	4	
Sacred Heart	16	0-3	0-0	2-2	0-0-0	1	0	0	0	0	2	
Vanderbilt	16	2-4	0-0	0-0	0-0-0	1	0	1	0	0	4	
at Miss. St.	19	2-5	0-0	1-2	1-1-2	0	2	2	0	0	5	
at Tennessee	30	1-8	0-1	2-3	0-3-3	2	2	2	0	2	4	
Ole Miss	20	0-5	0-2	0-0	0-3-3	3	1	1	0	0	0	
at LSU	36	1-6	1-2	0-0	3-1-4	2	4	5	0	2	3	
Missouri												
at Texas A&M												
S. Carolina												
Florida												
at Auburn												
at Alabama												
Arkansas												
at S. Carolina												
LSU												
Texas A&M												
at Georgia												

EXTRA STATS ...

	18-19	Career		18-19	Career
Scored 10+ Points	1	7	2+ Steals	4	7
Scored 15+ Points	-	-	Led UK in Scoring	-	-
Scored 20+ Points	-	-	Led UK in Rebounds	-	2
Double-figure Rebs	-	-	Led UK in Assists	3	3
Made 3+ 3FG	1	1	Led UK in Steals	1	3
Double-doubles	-	-	Led UK in Blocks	1	1
3+ Assists	6	10			



# PAIGE POFFENBERGER

#2 • GUARD • SR • 5-8

MORGANTOWN, W.VA./MORGANTOWN HS

## GENERAL

Hard-nosed player who prides herself in defensive intensity ... Quick guard who showed up at tryouts in great shape in 2016 ... Very coachable player who has a willingness to learn ... Had some offers out of high school, but elected to come to Kentucky for academics before earning a spot on the team ... A National Merit Scholar.

- SEC Academic Honor Roll (2017, 2018)

## 2018-19 (SENIOR)

Has medically retired from the game of basketball but will remain on the team and hold a vital role with the players and staff.

## 2017-18 (JUNIOR)

Played in 14 games averaging 5.1 minutes per game ... Set a career high in free-throws made with four vs. Georgia and tied her career high in assists and offensive rebounds with one each vs. Arkansas ... Scored a point in six games ... Had a season-high four points on four made free throws against Georgia adding two rebounds ... Scored her first basket of the season against Marshall, adding a rebound and a steal.

## 2016-17 (SOPHOMORE)

Played in 21 games, averaging 5.9 minutes per game ... Scored 19 total points on the season with 15 rebounds and six steals ... Best game came vs. Texas A&M where she scored five points with one steal and one 3-pointer ... Posted a season-high four rebounds at Alabama in just six minutes ... Saw more and more playing time during the season because of her defensive intensity ... Saw considerable minutes against New Hampshire on Nov. 17, scoring her first basket and adding three rebounds in 13 minutes ... Made her first career 3-pointer in the SEC home opener against Missouri on Jan. 5.

## HIGH SCHOOL

Impressive high school career helping the Morgantown Mohigans to three straight Class AAA



@paigepoffy\_



@paige\_poffy



## CAREER HIGHS

POINTS:	5 vs. TAMU, 01/08/17
FGM:	2 vs. TAMU, 01/08/17
FGA:	5 vs. NEW HAMPSHIRE, 11/17/16
FTM:	4 vs. GEORGIA, 01/07/18
FTA:	4 vs. GEORGIA, 01/07/18
3FGM:	1(2x) LAST vs. TAMU, 01/08/17
3FGA:	2 vs. MISSOURI, 01/05/17
O-REBOUNDS:	1(3x) LAST vs. ARKANSAS, 02/15/18
D-REBOUNDS:	4 AT ALABAMA, 01/12/17
TOTAL REBOUNDS:	4 AT ALABAMA, 01/12/17
ASSISTS:	1(3x) LAST vs. ARKANSAS, 02/15/18
BLOCKS:	-
STEALS:	3 vs. VANDERBILT, 02/05/17
MINUTES:	18 vs. OLE MISS, 01/26/17

## SEASON HIGHS

POINTS:	-
FGM:	-
FGA:	-
FTM:	-
FTA:	-
3FGM:	-
3FGA:	-
O-REBOUNDS:	-
D-REBOUNDS:	-
TOTAL REBOUNDS:	-
ASSISTS:	-
BLOCKS:	-
STEALS:	-
MINUTES:	-

## CAREER STATS

Year	GP-GS	MIN	FG-FGA	PCT	3FG-FGA	PCT	FT-FTA	PCT	OFF-DEF	TOT-AVG	PF-FO	A	TO	BLK	ST	PTS-AVG
2016-17	21-0	123-5.9	7-19	.368	2-6	.333	3-4	.750	2-13	15-0.7	11-0	1	9	0	6	19-0.9
2017-18	14-0	72-5.1	3-11	.273	0-3	.000	7-9	.778	1-4	5-0.4	10-0	2	3	0	4	13-0.9
2018-19										DNP - Medically Retired						
TOTAL	35-0	195-5.6	10-30	.333	2-9	.222	10-13	.769	3-17	20-0.6	21-0	3	12	0	10	32-0.9



state titles where she was coached by Jason White ... Had nine points in the state championship game as a senior ... Scored 19 points in Morgantown's 63-43 victory over Parkersburg in the Region 1 final her senior season ... Was named all-state third team and All-Ohio Valley Athletic Conference second team as a senior ... As a junior, she helped Morgantown limit opponents to just 30.3 points per game, which was a Class AAA State Tournament record, while the Mohigans' margin of victory in the state tournament that season was 23 points, also a state record ... Averaged 9.3 points per game her senior season with 4.8 assists per game, 3.8 steals per game and hit 40.0 from the field, including 39.1 from 3 ... All her averages her senior season were her career bests as she averaged 7.1 points per game her junior season and 4.3 points per game her sophomore season ... Also had 2.9 assists per game and 1.8 steals per game as a junior and 1.7 assists per game and 1.5 steals per game as a sophomore ... Active off the court as well as the Student Council Vice President and member of the National Honor Society ... Is a National Merit Scholar who chose Kentucky academically over Vanderbilt and West Virginia ... Participated in over 450 hours of community service during high school.

PERSONAL

Place of Birth: Morgantown, W.Va. ... Parent(s): Alan and Traci Poffenberger ... Siblings: One brother, Carson ... Major: Biology ... Shooting Hand: Right.

GAME-BY-GAME STATS

(Sophomore - 2016-17)												
Opponent	Min	FG-A	3PT-A	FT-A	O-D-T	PF	A	TO	BS	ST	PTS	
Miami (Fla.)	DNP											
Albany	3	0-1	0-0	0-0	1-0-1	0	0	1	0	0	0	
New Hampshire	13	1-5	0-1	0-0	1-2-3	0	0	0	0	0	2	
at Colorado	DNP											
MSU	2	0-0	0-0	0-0	0-0-0	1	0	0	0	0	0	
Samford	DNP											
Oklahoma	DNP											
at Louisville	DNP											
MTSU	DNP											
Arizona St.	DNP											
Radford	16	1-1	0-0	0-0	0-3-3	0	1	2	0	1	2	
Washington St.	15	1-2	0-1	0-0	0-1-1	2	0	0	0	0	2	
at Duke	1	0-0	0-0	0-0	0-0-0	0	0	0	0	0	0	
at Tennessee	3	0-0	0-0	0-0	0-0-0	2	0	0	0	0	0	
Mizzou	4	1-3	1-2	0-0	0-0-0	0	0	0	0	0	3	
TAMU	10	2-4	1-1	0-0	0-0-0	1	0	2	0	1	5	
at Alabama	6	0-1	0-0	0-0	0-4-4	2	0	0	0	0	0	
Georgia	4	0-0	0-0	0-0	0-0-0	1	0	1	0	0	0	
at LSU	1	0-0	0-0	0-0	0-0-0	0	0	0	0	0	0	
at Auburn	2	0-0	0-0	0-0	0-0-0	1	0	1	0	0	0	
Ole Miss	18	1-1	0-0	0-0	0-2-2	1	0	0	0	1	2	
at Mizzou	DNP											
USC	1	0-0	0-0	0-0	0-0-0	0	0	0	0	0	0	
Vandy	17	0-1	0-1	0-0	0-1-1	0	0	2	0	3	0	
at Georgia	4	0-0	0-0	1-2	0-0-0	0	0	0	0	0	1	
at Arkansas	DNP											
Florida	1	0-0	0-0	2-2	0-0-0	0	0	0	0	0	2	
Miss. St.	DNP											
at USC	1	0-0	0-0	0-0	0-0-0	0	0	0	0	0	0	
vs. Alabama	DNP											
vs. USC	DNP											
Belmont	1	0-0	0-0	0-0	0-0-0	0	0	0	0	0	0	
Ohio State	0+	0-0	0-0	0-0	0-0-0	0	0	0	0	0	0	

(Junior - 2017-18)												
Opponent	Min	FG-A	3PT-A	FT-A	O-D-T	PF	A	TO	BS	ST	PTS	
Sacramento St.	DNP											
Gardner-Webb	DNP											
at Montana	4	0-2	0-1	0-0	0-0-0	1	1	0	0	0	0	
at Washington St.	DNP											
Morehead St.	5	0-0	0-0	0-0	0-0-0	1	0	0	0	0	0	
Marshall	4	1-1	0-0	0-0	0-1-1	0	0	0	0	1	2	
at Baylor	DNP											
Tennessee Tech	9	0-1	0-1	0-0	0-0-0	1	0	0	0	0	0	
Evansville	6	0-2	0-0	0-0	0-0-0	0	0	0	0	0	0	
at FGCU	DNP											
at Miami (Fla.)	DNP											
Louisville	DNP											
California	DNP											
at MTSU	5	1-2	0-0	0-1	0-0-0	1	0	0	0	0	2	
Tennessee	DNP											
at TAMU	9	0-0	0-0	2-2	0-0-0	2	0	0	0	0	2	
Georgia	14	0-2	0-2	4-4	0-2-2	3	0	1	0	1	4	
at Florida	3	0-0	0-0	1-2	0-1-1	0	0	1	0	0	1	
at Vanderbilt	7	0-0	0-0	0-0	0-0-0	1	0	1	0	2	0	
South Carolina	DNP											
Alabama	1	0-0	0-0	0-0	0-0-0	0	0	0	0	0	0	
at Arkansas	1	0-0	0-0	0-0	0-0-0	0	0	0	0	0	0	
Auburn	2	1-1	0-0	0-0	0-0-0	0	0	0	0	0	2	
LSU	DNP											
at Missouri	DNP											
at Mississippi St.	DNP											
Arkansas	2	0-0	0-0	0-0	1-0-1	0	1	0	0	0	0	
at South Carolina	DNP											
at Ole Miss	DNP											
Mississippi St.	DNP											
vs. Alabama	DNP											
vs. Miss. State	DNP											

(Senior - 2018-19)												
Opponent	Min	FG-A	3PT-A	FT-A	O-D-T	PF	A	TO	BS	ST	PTS	
Alabama State	DNP											
Southern	DNP											
Virginia	DNP											
Hight Point	DNP											
vs. USF	DNP											
vs. UCLA	DNP											
vs. UNC	DNP											
Morehead St.	DNP											
Rhode Island	DNP											
at Louisville	DNP											
MTSU	DNP											
W. Carolina	DNP											
Murray St.	DNP											
Sacred Heart	DNP											
Vanderbilt	DNP											
at Miss. St.	DNP											
at Tennessee	DNP											
Ole Miss	DNP											
at LSU	DNP											
Missouri	DNP											
at Texas A&M	DNP											
S. Carolina	DNP											
Florida	DNP											
at Auburn	DNP											
at Alabama	DNP											
Arkansas	DNP											
at S. Carolina	DNP											
LSU	DNP											
Texas A&M	DNP											
at Georgia	DNP											

EXTRA STATS ...

	18-19	Career		18-19	Career
Scored 10+ Points	-	-	2+ Steals	-	2
Scored 15+ Points	-	-	Led UK in Scoring	-	-
Scored 20+ Points	-	-	Led UK in Rebounds	-	-
Made 3+ 3FG	-	-	Led UK in Assists	-	-
Double-figure Rebounds	- -	-	Led UK in Steals	-	-
Double-doubles	-	-	Led UK in Blocks	-	-
3+ Assists	-	-			







# KAMERON ROACH

#23 • GUARD • SO • 5-6

HOPKINS, S.C./LOWER RICHLAND HS

## GENERAL

Physical guard that has great court vision and a skilled passer ... Athletic and plays with high potential on both ends of the floor ... Confident player on the court, but quiet off the court ... Missed her senior year of high school with an injury, but performed well during summer conditioning and workouts ... Choose Kentucky over Clemson, UNC Charlotte, Furman and South Carolina.

- SEC Academic Honor Roll (2018)

## 2018-19 (SOPHOMORE)

Played 10 minutes in the exhibition game vs. LMU with two points and a steal... Saw six minutes in the season opener vs. Alabama State with three steals, four rebounds and reported her first 3 in a UK game... Played five minutes vs. Southern, recorded two points on her only attempt, added a defensive rebound... Recorded seven minutes vs. High Point, tallied one rebound, one assist and one steal... Saw eight minutes vs. Morehead State and charted three rebounds... Played seven minutes vs. WCU, scored two points, charted one rebound and an assist... Forced one steal in four minutes played vs. Murray State.

## 2017-18 (FRESHMAN)

Played in 15 games during the season averaging 7.3 minutes per game ... Saw a season-high 16 minutes against Sacramento State with three assists, one steal and six points going 4-of-4 from the charity stripe ... Had four points on 2-of-2 shooting and added two defensive boards in nine minutes vs. Gardner-Webb. ... Also had four points against Evansville and Miami (Fla.).

## HIGH SCHOOL

A four-year letterwinner and two-year starter for Lower Richland High School under head coach Deborah Wardlaw, helping the Diamond Hornets to a 26-0 record in 2012-13 and a regional and state championship ... Averaged over 10 points with 2.2 rebounds, 2.9 assists, and 2.9 steals per game as a junior, helping the team to the state playoffs where she scored 16 points in the team's first-round win ... Had 11.5 points, 2.2 rebounds, 3.7 assists and 2.1 steals per game as



@kyr.23



@kameron\_roach



## CAREER HIGHS

POINTS:	6 VS. SACRAMENTO ST., 11/10/17
FGM:	2(3X) LAST AT MIAMI, 12/10/17
FGA:	6 VS. TENNESSEE TECH, 12/03/17
FTM:	4 VS. SACRAMENTO ST., 11/10/17
FTA:	4 VS. SACRAMENTO ST., 11/10/17
3FGM:	1 VS. ALABAMA ST., 11/07/18
3FGA:	2(2X) LAST VS. ALABAMA ST., 11/07/18
O-REBOUNDS:	2 VS. ALABAMA ST., 11/07/18
D-REBOUNDS:	2(3X) LAST VS. ALABAMA ST., 11/07/18
TOTAL REBOUNDS:	4 VS. ALABAMA ST., 11/07/18
ASSISTS:	3 VS. SACRAMENTO ST., 11/10/17
BLOCKS:	1 VS. SACRAMENTO ST., 11/10/17
STEALS:	3 VS. ALABAMA ST., 11/07/18
MINUTES:	16 VS. SACRAMENTO ST., 11/10/17

## SEASON HIGHS

POINTS:	4 VS. ALABAMA ST., 11/07/18
FGM:	1(4X) LAST AT LSU, 01/17/19
FGA:	6 VS. ALABAMA ST., 11/07/18
FTM:	1 VS. ALABAMA ST., 11/07/18
FTA:	2 VS. ALABAMA ST., 11/07/18
3FGM:	1 VS. ALABAMA ST., 11/07/18
3FGA:	2 VS. ALABAMA ST., 11/07/18
O-REBOUNDS:	2 VS. ALABAMA ST., 11/07/18
D-REBOUNDS:	2 VS. ALABAMA ST., 11/07/18
TOTAL REBOUNDS:	4 VS. ALABAMA ST., 11/07/18
ASSISTS:	2 VS. OLE MISS, 01/13/19
BLOCKS:	-
STEALS:	3 VS. ALABAMA ST., 11/07/18
MINUTES:	8 VS. MSU, 11/28/19

## CAREER STATS

Year	GP-GS	MIN	FG-FGA	PCT	3FG-FGA	PCT	FT-FTA	PCT	OFF-DEF	TOT-AVG	PF-FO	A	TO	BLK	ST	PTS-AVG
2017-18	15-0	109-7.3	10-26	.385	0-4	.000	4-4	1.000	1-6	7-0.5	13-0	4	15	1	3	24-1.6
2018-19	13-0	54-4.2	4-19	.211	1-2	.500	1-2	.500	5-5	10-0.8	8-0	5	7	0	5	10-0.8
TOTAL	28-0	163-5.8	14-45	.311	1-6	.167	5-6	.833	6-11	17-0.6	21-0	9	22	1	8	34-1.2



a sophomore, earning South Carolina Basketball Coaches Association All-State and All-Region honors ... Strong shooter that hit 41 percent from the field as a sophomore and 45 percent from the field as a junior ... Also played for Lower Richland’s varsity team as a freshman and eighth grader, averaging 6.4 points, 2.5 steals and 2.3 assists per game as a freshman and 4.3 points, 1.6 steals and 1.6 assists per game as an eighth grader ... Named a 2017 McDonald’s All-America nominee ... Was a four-star prospect according to ProspectsNation.com and three-star guard by ESPN.com ... Tabbed as the 87th best prospect overall and 22nd best guard in the class by ProspectsNation.com and the 23rd best guard by ESPN.com ... Played on the AAU circuit for Arne Morris and the Carolina Flames ... Participated in 2016 USA Basketball Women’s U17 World Championship Team Trials ... Also played tennis and ran track in high school ... Very active outside of sports as a member of the student council, Fellowship of Christian Athletes, National Honor Society, National Technical Honor Society and Future Business Leaders of America ... Was tabbed a high school scholar and Urban League academic honoree ... Won her high school poetry contest in honor of Black History Month.

PERSONAL

Place of Birth: Hopkins, S.C. ... Parent(s): Kendrick Roach, Sr. and Yolande Roach ... Siblings: One brother, Kendrick Roach, Jr. ... Major: Kinesiology and Health Promotion ... Shooting Hand: Right ... Father, Kendrick, ran track at Clemson and brother, Kendrick, Jr., played football at Charleston Southern.

GAME-BY-GAME STATS												
(Freshman - 2017-18)												
Opponent	Min	FG-A	3PT-A	FT-A	O-D-T	PF	A	TO	BS	ST	PTS	
Sacramento St.	16	1-5	0-0	4-4	1-1-2	0	3	2	1	1	6	
Gardner-Webb	9	2-2	0-0	0-0	0-2-2	1	0	2	0	0	4	
at Montana	4	0-0	0-0	0-0	0-0-0	1	0	0	0	0	0	
at Washington St.	DNP											
Morehead St.	14	1-3	0-0	0-0	0-0-0	2	0	1	0	0	2	
Marshall	6	0-0	0-0	0-0	0-1-1	0	1	0	0	0	0	
at Baylor	DNP											
Tennessee Tech	14	1-6	0-2	0-0	0-2-2	3	0	1	0	1	2	
Evansville	11	2-3	0-0	0-0	0-0-0	2	0	0	0	1	4	
at FGCU	DNP											
at Miami (Fla.)	15	2-4	0-1	0-0	0-0-0	0	0	4	0	0	4	
Louisville	DNP											
California	8	0-1	0-0	0-0	0-0-0	1	0	0	0	0	0	
at MTSU	1	0-0	0-0	0-0	0-0-0	1	0	0	0	0	0	
Tennessee	DNP											
at TAMU	DNP											
Georgia	DNP											
at Florida	DNP											
at Vanderbilt	4	1-1	0-0	0-0	0-0-0	0	0	2	0	0	2	
South Carolina	DNP											
Alabama	2	0-0	0-0	0-0	0-0-0	0	0	0	0	0	0	
at Arkansas	DNP											
Auburn	2	0-0	0-0	0-0	0-0-0	1	0	1	0	0	0	
LSU	DNP											
at Missouri	DNP											
at Mississippi St.	DNP											
Arkansas	2	0-0	0-0	0-0	0-0-0	1	0	0	0	0	0	
at South Carolina	DNP											
at Ole Miss	DNP											
Mississippi St.	1	0-0	0-0	0-0	0-0-0	0	0	1	0	0	0	
vs. Alabama	DNP											
vs. Miss. State	DNP											
(Sophomore - 2018-19)												
Opponent	Min	FG-A	3PT-A	FT-A	O-D-T	PF	A	TO	BS	ST	PTS	
Alabama State	6	1-6	1-2	1-2	2-2-4	1	1	1	1	0	3	4
Southern	5	1-1	0-0	0-0	0-1-1	0	0	0	0	0	2	
Virginia	DNP											
Hight Point	7	0-1	0-0	0-0	0-1-1	3	1	0	0	1	0	
vs. USF	2	0-0	0-0	0-0	0-0-0	0	0	0	0	0	0	
vs. UCLA	DNP											
vs. UNC	DNP											
Morehead St.	8	0-3	0-0	0-0	1-0-1	1	0	3	0	0	0	
Rhode Island	3	0-1	0-0	0-0	1-0-1	0	0	0	0	0	0	
at Louisville	DNP											
MTSU	1	0-0	0-0	0-0	0-0-0	1	0	0	0	0	0	
W. Carolina	7	1-3	0-0	0-0	0-1-1	1	1	1	1	0	2	
Murray St.	4	0-1	0-0	0-0	0-0-0	0	0	1	0	1	0	
Sacred Heart	2	0-0	0-0	0-0	0-0-0	0	0	0	0	0	0	
Vanderbilt	2	0-1	0-0	0-0	1-0-1	0	0	1	0	0	0	
at Miss. St.	DNP											
at Tennessee	DNP											
Ole Miss	5	0-1	0-0	0-0	0-0-0	0	2	0	0	0	0	
at LSU	2	1-1	0-0	0-0	0-0-0	1	0	0	0	0	2	
Missouri												
at Texas A&M												
S. Carolina												
Florida												
at Auburn												
at Alabama												
Arkansas												
at S. Carolina												
LSU												
Texas A&M												
at Georgia												

EXTRA STATS ...

	18-19	Career		18-19	Career
Scored 10+ Points	-	-	2+ Steals	-	-
Scored 15+ Points	-	-	Led UK in Scoring	-	-
Scored 20+ Points	-	-	Led UK in Rebounds	-	-
Made 3+ 3FG	-	-	Led UK in Assists	-	1
Double-figure Rebs	-	-	Led UK in Steals	-	1
Double-doubles	-	-	Led UK in Blocks	-	1
3+ Assists	-	1			



# JAIDA ROPER

#32 • GUARD • JR • 5-6

MEMPHIS, TENN./HOUSTON HS

## GENERAL

Very athletic and fast guard who contributed right away in her first year on campus ... Loves to push the tempo and play in transition ... Always looking for the open teammate, but can score as well ... Incredible interior passer ... One of the more vocal players on the team that is a big/fun personality in the locker room.

- SEC Academic Honor Roll (2017, 2018)

## 2018-19 (JUNIOR)

Saw 19 minutes in the exhibition vs. LMU with four points, five assists and two steals... Led Kentucky in assists (6) in season opener vs. Alabama State, scored eight points and four steals in 22 minutes... Shined vs. Virginia for the energy she brought to the defense, also scored 11 points and led UK with three assists... Played 24 minutes vs. USF in first game of Paradise Jam, scored 13 points on 5-of-9 shooting and two 3s, found three rebounds and two assists... In second game of Paradise Jam vs. UCLA she went 3 of 4 from long range for nine points... vs. Morehead State, scored 14 points, aided by her 10 of 10 from the stripe, charted four boards... Played 23 minutes vs. WCU, led the UK bench with 12 points on 5 of 8 from the field, including two 3s, charted seven assists, three rebounds... Shined vs. Murray State, scored a career-high 15 points on 5-of-8 shooting, led UK with six assists, saw two boards... Played 25 minutes vs. Sacred Heart, posted 12 points on 5-of-8 shooting, including two 3s, led Kentucky with five assists, also saw three rebounds... Roper scored eight points in conference opener vs. Vanderbilt, logged two defensive rebounds, five assists... Played an instrumental role in win at Tennessee, scored 10 points, including a 3 in the final minute to stretch Kentucky's lead by five, scored eight of Kentucky's last nine points in the game, led UK with three assists... Led Kentucky with four assists vs. Ole Miss, charted seven points on a field goal and 5 of 7 from the stripe, added a rebound and a steal... Made her second start of the season at LSU, added a valuable statline with 10 points, three assists, two steals and a rebound.

## 2017-18 (SOPHOMORE)

Played in 30 games with two starts ... Averaged 17.9 minutes per game ... Posted 4.9 points per



@jkr\_



@jaida\_roper



## CAREER HIGHS

POINTS:	15 vs. MURRAY ST., 12/21/18
FGM:	5(7X) LAST vs. SACRED HEART, 12/29/18
FGA:	10(2X) LAST vs. CAL, 12/21/17
FTM:	10 vs. MSU, 11/28/18
FTA:	10 vs. MSU, 11/28/18
3FGM:	3(2X) LAST vs. UCLA, 11/23/17
3FGA:	5 AT MONTANA, 11/16/17
O-REBOUNDS:	3 vs. RHODE ISLAND, 12/06/18
D-REBOUNDS:	5(2X) LAST AT FLORIDA, 01/11/18
TOTAL REBOUNDS:	6 AT FLORIDA, 01/11/18
ASSISTS:	7 vs. WCU, 12/18/18
BLOCKS:	2 vs. MARSHALL, 11/26/17
STEALS:	2(2X) LAST vs. CAL, 12/21/17
MINUTES:	33 AT LSU, 01/17/19

## SEASON HIGHS

POINTS:	15 vs. MURRAY ST., 12/21/18
FGM:	5(4X) LAST vs. SACRED HEART, 12/29/18
FGA:	9(2X) AT LSU, 01/17/19
FTM:	10 vs. MSU, 11/28/18
FTA:	10 vs. MSU, 11/28/18
3FGM:	3 vs. UCLA, 11/23/18
3FGA:	4(6X) LAST vs. VANDERBILT, 01/03/19
O-REBOUNDS:	3 vs. RHODE ISLAND, 12/06/18
D-REBOUNDS:	2(9X) LAST vs. VANDERBILT, 01/03/19
TOTAL REBOUNDS:	4 vs. MSU, 11/28/18
ASSISTS:	7 vs. WCU, 12/18/18
BLOCKS:	1 vs. HIGH POINT, 11/18/18
STEALS:	4 vs. ALABAMA ST., 11/07/18
MINUTES:	33 AT LSU, 01/17/19

## CAREER STATS

Year	GP-GS	MIN	FG-FGA	PCT	3FG-FGA	PCT	FT-FTA	PCT	OFF-DEF	TOT-AVG	PF-FO	A	TO	BLK	ST	PTS-AVG
2016-17	32-2	385-12.0	28-88	.318	10-32	.313	17-21	.810	11-18	29-0.9	35-0	39	29	1	12	83-2.6
2017-18	30-2	538-17.9	49-135	.363	15-41	.366	33-50	.660	10-45	55-1.8	49-1	57	46	7	16	146-4.9
2018-19	19-2	425-22.4	53-117	.453	20-53	.377	40-49	.816	10-23	33-1.7	39-0	55	35	1	16	166-8.7
TOTAL	81-6	1348-16.6	130-340	.382	45-126	.357	90-120	.750	31-86	117-1.4	123-1	151	110	9	44	395-4.9



game and finished second on the team with 57 assists during the year ... Hit 36.6 percent from long range ... Scored 10 or more points in six games ... Led Kentucky in rebounding once with a career-high six rebounds at Florida ... Paced the Wildcats in assists seven times and in steals four times ... Set career highs during the season in points scored, field-goals made, free-throws made, 3-pointers made, offensive rebounds, defensive rebounds, total rebounds, assists, blocks, steals and minutes ... Started the season by setting back-to-back-to-back career-high scoring performances with nine points against Sacramento State and 10 points vs. Gardner-Webb before 14 at Montana ... Added five rebounds and three assists against Montana ... Dished out five assists against Marshall with five rebounds ... Had back-to-back games with six assists against Tennessee Tech and Evansville adding 10 points against the Aces with twp rebounds ... Had two or more assists in 18 games ... Played a career-high 32 minutes vs. Georgia with eight points.

2016-17 (FRESHMAN)

Played in 32 of the team’s 33 games with two starts ... Averaged 12.0 minutes per game, 2.6 points per game and 1.2 assists per game with 12 steals ... First career start came against Radford when she played a season-best 25 minutes, scoring two points with four assists ... Also started against Washington State ... Showed her ability as an interior passer with three or more assists in five games, while leading Kentucky in assists three times ... Career-high eight points against Georgia, going 2-for-3 from long range with one assist ... Followed that performance with six points against Arkansas, hitting two 3s ... Scored seven points four times, including seven points and five assists against Ole Miss and seven points and four assists against Georgia ... Had a season-best six assists against New Hampshire.

HIGH SCHOOL

A four-star prospect according ProspectsNation.com and three-star guard according to ESPN.com ... Earned high praise for her performance in the 2015 EBA Super 64 Camp, as ProspectsNation.com listed her strengths as slasher, distributor and coachable ... Played in the Basketball Coach Association of Tennessee East-West All-Star game in 2016 ... Shined in her team’s 15-AAA championship game last season, scoring 22 points to earn the tournament most valuable player award ... Scored over 1,500 career points for Houston High School under head coach Chad Becker ... Averaged 13.2 points per game, 5.2 assists per game, 4.1 rebounds per game and 2.8 steals per game her senior season ... The Commercial Appeal Best of Preps Class AAA honors fourth straight seasons ... Helped Houston High School to several championships ... As a sophomore, she led the team to the Division I Class AAA State Tournament, where she posted a team-high nine points in the team’s loss to Blackman ... Was named the district most valuable player as a sophomore as Houston High finished with a 26-8 record and won a district and regional championship ... Was one of 17 Class AAA players to be named to the Tennessee Sports Writers Association All-State Team her sophomore year ... Averaged 17.8 points per game, 5.7 assists per game, 3.9 steals per game and 3.6 rebounds per game, shooting 40 percent from 3-point land as a sophomore .... Was named to the all-region tournament team her junior and sophomore seasons.

PERSONAL

Place of Birth: Chicago, Ill. ... Parent(s): John and Kina Roper ... Siblings: One brother (John) ... Major: Psychology ... Shooting Hand: Right

GAME-BY-GAME STATS

(Freshman - 2016-17)												
Opponent	Min	FG-A	3PT-A	FT-A	O-D-T	PF	A	TO	BS	ST	PTS	
Miami (Fla.)	4	0-0	0-0	0-0	0-0-0	0	1	1	0	0	0	
Albany	14	0-2	0-0	0-0	0-0-0	1	1	1	0	1	0	
New Hampshire	21	1-5	0-0	0-0	0-1-1	0	6	1	0	0	2	
at Colorado	10	1-3	0-1	2-2	0-1-1	2	0	3	0	0	4	
MSU	9	0-2	0-0	2-4	0-0-0	1	0	3	0	0	2	
Samford	4	0-0	0-0	0-0	0-0-0	1	0	0	0	0	0	
Oklahoma	2	0-0	0-0	0-0	0-0-0	0	0	0	0	0	0	
at Louisville	DNP											
MTSU	18	2-3	0-0	3-4	1-2-3	1	3	1	0	0	7	
Arizona St.	5	0-1	0-0	0-0	0-0-0	0	0	0	0	1	0	
Radford	25	1-5	0-2	0-0	0-1-1	1	4	2	0	2	2	
Washington St.	16	0-0	0-0	0-0	0-0-0	2	1	2	0	1	0	
at Duke	6	1-2	0-1	0-0	0-0-0	1	0	0	0	1	2	
at Tennessee	9	1-3	0-1	0-0	0-0-0	2	1	1	0	0	2	
Mizzou	21	2-7	1-3	0-0	1-2-3	1	2	1	0	0	5	
TAMU	11	1-3	0-1	0-0	1-0-1	0	0	2	0	1	2	
at Alabama	16	1-6	0-2	0-0	1-1-2	2	1	0	0	0	2	
Georgia	24	2-4	1-1	2-2	0-2-2	2	4	1	0	0	7	
at LSU	16	2-5	1-2	0-0	3-0-3	0	1	3	0	0	5	
at Auburn	9	0-2	0-2	0-0	0-1-1	1	1	3	0	0	0	
Ole Miss	18	2-4	1-1	2-2	1-0-1	4	5	1	0	0	7	
at Mizzou	16	2-4	1-2	2-2	2-1-3	2	0	0	0	1	7	
USC	13	0-1	0-1	1-2	0-0-1	1	1	1	0	1	1	
Vandy	10	0-4	0-2	0-0	0-0-0	0	0	0	0	1	2	
at Georgia	14	3-5	2-3	0-0	0-1-1	0	1	0	0	0	8	
at Arkansas	7	2-2	2-2	0-0	0-0-0	0	0	0	0	0	0	
Florida	12	1-2	1-1	2-2	0-0-0	3	0	1	0	0	5	
Miss. St.	17	2-6	0-1	0-0	1-2-3	2	1	1	0	0	4	
at USC	9	1-4	0-1	1-1	0-0-0	1	1	0	0	0	3	
vs. Alabama	6	0-1	0-0	0-0	0-0-0	1	0	0	0	0	0	
vs. USC	15	0-1	0-1	0-0	0-1-1	1	2	0	0	1	0	
Belmont	5	0-0	0-0	0-0	0-1-1	1	1	0	0	0	0	
Ohio State	3	0-1	0-1	0-0	0-0-0	1	1	0	0	0	0	

(Sophomore - 2017-18)												
Opponent	Min	FG-A	3PT-A	FT-A	O-D-T	PF	A	TO	BS	ST	PTS	
Sacramento St.	21	3-6	1-2	2-2	2-0-2	2	3	1	1	0	9	
Gardner-Webb	25	5-5	0-0	0-0	0-1-1	3	2	0	0	0	10	
at Montana	26	5-10	1-5	3-3	1-4-5	1	3	3	0	1	14	
at Washington St.	21	1-6	0-1	2-3	2-1-3	1	2	2	1	0	4	
Morehead St.	25	3-6	0-1	4-7	0-2-2	4	3	2	0	1	10	
Marshall	22	0-5	0-1	1-2	0-5-0	0	5	1	2	0	1	
at Baylor	24	4-7	3-4	1-4	0-0-0	0	1	1	0	1	12	
Tennessee Tech	24	1-5	1-3	4-6	1-3-4	3	6	2	1	1	7	
Evansville	23	4-8	0-1	2-5	1-1-2	3	6	1	1	1	10	
at FGCU	29	5-8	1-1	0-0	1-3-4	3	2	5	0	2	11	
at Miami (Fla.)	DNP											
Louisville	24	3-5	1-2	2-2	0-1-1	2	2	3	0	0	9	
California	25	2-10	1-2	1-2	0-1-1	2	2	3	0	2	6	
at Middle Tenn.	21	1-3	1-2	1-2	0-1-1	1	1	3	0	1	4	
Tennessee	32	2-7	1-4	0-0	0-4-4	0	4	2	2	0	1	
at TAMU	5	1-3	1-1	0-0	0-0-0	2	1	0	0	0	3	
Georgia	32	2-6	0-1	4-4	0-4-4	5	0	2	0	1	8	
at Florida	24	1-7	1-2	0-0	1-5-6	1	1	2	0	0	3	
at Vanderbilt	18	0-4	0-0	3-4	0-2-2	0	2	1	0	1	3	
South Carolina	12	1-1	0-0	0-0	0-0-0	1	3	1	0	0	2	
Alabama	12	1-3	0-1	0-0	0-0-0	0	2	3	0	1	2	
at Arkansas	14	1-2	0-0	3-4	0-2-2	2	2	1	0	1	5	
Auburn	7	0-2	0-0	0-0	0-0-0	0	2	0	0	1	0	
LSU	DNP											
at Missouri	8	0-2	0-1	0-0	0-0-0	0	0	0	0	0	0	
at Mississippi St.	11	1-1	1-1	0-0	1-1-2	2	2	1	0	0	3	
Arkansas	13	1-4	0-1	0-0	0-1-1	1	1	0	0	0	2	
at South Carolina	6	0-0	0-0	0-0	0-2-2	1	1	3	0	0	0	
at Ole Miss	6	0-1	0-0	0-0	0-1-1	1	0	2	1	0	0	
Mississippi St.	5	0-1	0-1	0-0	0-0-0	0	0	1	0	0	0	
vs. Alabama	14	0-2	0-0	0-0	0-0-0	2	0	0	0	0	0	
vs. Miss. State	9	1-5	1-3	0-0	0-0-0	2	0	0	0	0	3	

(Junior - 2018-19)												
Opponent	Min	FG-A	3PT-A	FT-A	O-D-T	PF	A	TO	BS	ST	PTS	
Alabama State	22	3-6	1-3	1-2	1-2-3	0	6	2	0	4	8	
Southern	18	3-6	2-3	0-0	0-2-2	1	2	0	0	0	8	
Virginia	19	4-7	1-2	2-2	0-0-0	1	3	1	0	0	11	
Hight Point	23	1-6	1-2	0-0	0-1-1	1	2	2	1	0	3	
vs. USF	24	5-9	2-3	1-1	1-2-3	2	2	0	0	0	13	
vs. UCLA	26	3-5	3-4	0-0	0-0-0	4	1	0	0	1	9	
vs. UNC	17	1-4	1-2	3-4	0-1-1	4	0	1	0	1	6	
Morehead St.	26	2-8	0-4	10-10	2-2-4	3	1	3	0	2	14	
Rhode Island	20	0-5	0-0	4-5	3-0-3	1	3	0	0	0	4	
at Louisville	11	2-3	1-2	0-1	0-2-3	3	0	1	0	0	5	
MTSU	17	2-3	0-0	2-2	0-1-1	2	1	4	0	0	6	
W. Carolina	23	5-8	2-4	0-0	1-2-3	1	7	1	0	1	12	
Murray St.	23	5-8	1-4	4-5	0-2-2	1	6	0	0	1	15	
Sacred Heart	25	5-8	2-4	0-0	1-2-3	2	5	3	0	1	12	
Vanderbilt	24	2-6	1-4	3-4	0-2-2	2	5	2	0	1	8	
at Miss. St.	22	2-5	1-4	0-0	0-0-0	3	1	4	0	0	5	
at Tennessee	27	3-8	1-3	3-4	1-0-1	3	4	4	0	1	10	
Ole Miss	25	1-3	0-2	5-7	0-1-1	4	4	3	0	1	7	
at LSU	33	4-9	0-3	2-2	0-1-1	1	3	4	0	2	10	
Missouri												
at Texas A&M												
S. Carolina												
Florida												
at Auburn												
at Alabama												
Arkansas												
at S. Carolina												
LSU												
Texas A&M												
at Georgia												

EXTRA STATS ...

	18-19	Career		18-19	Career
Scored 10+ Points	8	14	2+ Steals	3	6
Scored 15+ Points	1	1	Led UK in Scoring	-	-
Scored 20+ Points	-	-	Led UK in Rebounds	-	1
Made 3+ 3FG	1	2	Led UK in Assists	7	17
Double-figure Rebs	-	-	Led UK in Steals	-	5
Double-doubles	-	-	Led UK in Blocks	-	4
3+ Assists	8	17			







# TATYANA WYATT

#14 • FORWARD • SO • 6-2

COLUMBUS, GA./COLUMBUS HS

## GENERAL

Explosive athlete that was a star volleyball player and won a volleyball and basketball state championship in high school ... Very versatile player that can play outside the post and is very physical when she plays in the post ... Won a state championship in basketball her senior year by hitting a 3 late in overtime coming out of the post position ... Chose Kentucky over Georgetown, Vanderbilt and North Carolina.

- SEC Academic Honor Roll (2018)

## 2018-19 (SOPHOMORE)

Played well in the exhibition vs. LMU with 16 points on 6-of-10 shooting, eight offensive rebounds and three blocks... Played 22 minutes vs. Virginia, scored five points, including a 3, saw four rebounds, two steals and one block ... Missed the HPU game with a foot injury and is listed day-to-day... Missed the second game of the Paradise Jam vs. UCLA because of soreness... Played 22 minutes vs. UNC in final game of Paradise Jam, scored seven points... Played 23 minutes vs. MTSU, scored eight points, including a 3, charted five rebounds... Shined vs. WCU, played 20 minutes, scored 16 points on 8 of 10 from the field, rallied five defensive rebounds for six boards, charted a block and an assist... Played 17 minutes vs. Murray State, scored five points, saw four rebounds and a steal... Added to Kentucky's rebounding success vs. Sacred Heart, charting seven boards, while also posting five points and two blocks... Went 2 of 2 from the field for four points in conference opener vs. Vanderbilt, saw three rebounds and an assist... Rallied nine points at Mississippi State, logged a 3 on her only attempt, added a block and a steal... Wyatt contributed nine points and a 3 on her only attempt at LSU, added three rebounds and a block.

## 2017-18 (FRESHMAN)

Missed eight games due to injury during the season but played in 24 games with four starts throughout the season ... Averaged 6.6 points and 3.5 rebounds per game ... Shot 42.2 percent from the field and 32.6 percent from long range hitting 15 3-pointers ... Scored 10 or more points seven times leading Kentucky in scoring once ... Led UK in rebounding four times, in steals



@tot\_tot14



## CAREER HIGHS

POINTS:	20 vs. EVANSVILLE, 12/05/17
FGM:	8(2x) LAST vs. WCU, 12/18/18
FGA:	12 AT FGCU, 12/08/17
FTM:	4(3x) LAST vs. SOUTHERN, 11/11/18
FTA:	8 vs. MTSU, 12/15/18
3FGM:	3 vs. ARKANSAS, 02/15/18
3FGA:	4 AT MIAMI, 12/10/17
O-REBOUNDS:	8 vs. EVANSVILLE, 12/05/17
D-REBOUNDS:	6 AT FLORIDA, 01/11/18
TOTAL REBOUNDS:	10 vs. EVANSVILLE, 12/05/17
ASSISTS:	2(2x) LAST AT LOUISVILLE, 12/10/18
BLOCKS:	3 vs. TENNESSEE TECH, 12/03/17
STEALS:	2(3x) LAST vs. RHODE ISLAND, 12/06/18
MINUTES:	33 AT FLORIDA, 01/11/18

## SEASON HIGHS

POINTS:	16 vs. WCU, 12/18/18
FGM:	8 vs. WCU, 12/18/18
FGA:	11 vs. VIRGINIA, 11/15/18
FTM:	4 vs. SOUTHERN, 11/11/18
FTA:	8 vs. MTSU, 12/15/18
3FGM:	1(5x) LAST AT LSU, 01/17/19
3FGA:	3 vs. VIRGINIA, 11/15/18
O-REBOUNDS:	4(2x) LAST vs. SOUTHERN, 11/11/18
D-REBOUNDS:	5(2x) vs. vs. SACRED HEART, 12/29/18
TOTAL REBOUNDS:	7 vs. SACRED HEART, 12/29/18
ASSISTS:	2 AT LOUISVILLE, 12/10/18
BLOCKS:	2 vs. SACRED HEART, 12/29/18
STEALS:	2(3x) LAST vs. RHODE ISLAND, 12/06/18
MINUTES:	26 vs. RHODE ISLAND, 12/06/18

## CAREER STATS

Year	GP-GS	MIN	FG-FGA	PCT	3FG-FGA	PCT	FT-FTA	PCT	OFF-DEF	TOT-AVG	PF-FO	A	TO	BLK	ST	PTS-AVG
2017-18	24-4	404-16.8	57-135	.422	15-46	.326	30-43	.698	35-48	83-3.5	49-1	7	21	8	8	159-6.6
2018-19	18-18	333-18.5	37-94	.394	5-15	.333	21-40	.525	29-37	66-3.7	56-3	4	20	7	10	100-5.6
TOTAL	42-22	737-17.5	94-229	.410	20-61	.328	51-83	.614	64-85	149-3.5	105-4	11	41	15	18	259-6.2



once and in blocks twice ... Had five or more rebounds seven times .... Started the year with 13 points on 5-of-6 shooting against Sacramento State ... Had 12 points against Tennessee Tech with three blocks and two assists ... Recorded her first career double-double against Evansville with 20 points and 10 rebounds, which was the first 20-10 game of the year for UK ... Had 11 points in her first career start at FGCU ... Made her third career start at Florida, adding six points and a career-high six defensive rebounds ... Came off the bench to score 11 points and hit a season-best three 3s against Arkansas with all three 3s coming in the second half after the Razorbacks had tied the game ... Hit a 3 in 11 games and scored at least one point in every game she played but one.

HIGH SCHOOL

A four-year starter for the Columbus High School, leading the Blue Devils to four straight 20-win seasons ... Scored 27 points and hit a buzzer-beating 3 to lift Columbus to the Class AAAA State Championship as a senior ... Averaged 22.2 points per game, 6.7 rebounds per game, 1.0 assists per game, 2.0 steals per game and 1.6 blocks per game as a senior to earn Region 1-4A Player of the Year and all-state by the Atlanta Journal-Constitution ... Earned the Sue Walton Outstanding Athlete of the Year Award at the 2017 Sportsvisions Female Athletes of the Year banquet ... Helped Columbus High School make the state quarterfinals last season, averaging over 20 points per game with 8.9 rebounds, 1.7 steals and 1.3 blocks per game, hitting an impressive 49% from the field ... Hit 48% from the field as a sophomore, averaging 18.8 points, 6.3 rebounds, 1.8 steals and 2.3 blocks ... Was a key player on Columbus High School's state runner-up team as a freshman, averaging 11.2 points, 4.5 rebounds and 1.0 blocks per game ... Was named Georgia Sportswriters Association Class AAAA Second-Team All-State as a junior ... All-around athlete that was a star volleyball player at Columbus High School, where she had over 1,000 career kills leading the team to a state championship title her junior year, state runner-up title her sophomore season and a state semifinal appearance her senior season ... Named a 2017 McDonald's All-America nominee ... A skilled post player that is ranked as the 63rd overall player in this class and 12th best forward by ProspectsNation.com ... A three-star prospect by ESPN.com ... Played AAU for FBC under head coach Alfred Motton ... Stellar volleyball career letting all four years as an outside hitter helping her team win multiple state championships ... Was a member of the National Honor Society and Spanish Honor Society ... Was named to her high school's honor roll.

PERSONAL

Place of Birth: Columbus, Ga. ... Parent(s): Tim and Nancy Wyatt ... Siblings: Two brothers, Quintavius Wyatt and Tim Wyatt, Jr., and one sister, Cierra Stokes ... Brother, Quintavius played basketball at Concordia College ... Major: Psychology ... Shooting Hand: Right

GAME-BY-GAME STATS

(Freshman - 2017-18)												
Opponent	Min	FG-A	3PT-A	FT-A	O-D-T	PF	A	TO	BS	ST	PTS	
Sacramento St.	15	5-6	1-2	2-3	0-2-2	2	0	1	0	1	13	
Gardner-Webb	DNP											
at Montana	DNP											
at Washington St.	DNP											
Morehead St.	DNP											
Marshall	DNP											
at Baylor	13	1-7	1-3	0-2	3-1-4	4	0	2	0	0	3	
Tennessee Tech	16	6-9	0-1	0-1	2-1-3	3	2	2	3	0	12	
Evansville	19	8-11	1-2	3-4	8-2-10	0	0	2	1	1	20	
at FGCU	20*	5-12	0-2	1-1	5-3-8	4	1	4	1	1	11	
at Miami (Fla.)	20*	2-8	2-4	0-0	1-1-2	2	0	1	0	0	6	
Louisville	19	3-6	1-2	3-4	0-2-2	2	0	0	0	0	10	
California	23	3-7	2-3	2-2	4-2-6	4	1	1	0	1	10	
at Middle Tenn.	22	2-4	1-3	4-4	0-2-2	3	1	2	1	0	9	
Tennessee	18	2-5	0-1	0-0	1-5-6	0	0	0	0	1	4	
at TAMU	12	2-2	0-0	2-2	0-1-1	1	0	0	0	0	6	
Georgia	10	0-4	0-0	2-4	0-1-1	1	0	1	1	0	2	
at Florida	33*	3-11	0-2	0-0	0-6-6	2	0	2	0	0	6	
at Vanderbilt	18*	1-8	0-1	0-0	0-4-4	5	0	1	0	1	2	
South Carolina	DNP											
Alabama	DNP											
at Arkansas	DNP											
Auburn	1	0-0	0-0	0-0	0-1-1	0	0	0	0	0	0	
LSU	8	1-1	0-0	0-0	1-2-3	2	1	0	0	0	2	
at Missouri	18	1-3	1-3	3-3	1-0-1	4	0	0	0	1	6	
at Mississippi St.	16	1-5	0-2	1-2	4-3-7	3	0	0	0	0	3	
Arkansas	17	3-5	3-5	2-2	0-2-2	0	1	1	0	0	11	
at South Carolina	21	2-7	0-5	4-5	3-2-5	1	0	1	0	0	8	
at Ole Miss	21	3-5	1-1	1-4	1-0-1	3	0	0	0	1	8	
Mississippi St.	9	1-3	0-1	0-0	1-2-3	0	0	0	0	0	2	
vs. Alabama	16	1-5	0-2	0-0	0-1-1	1	0	0	1	0	2	
vs. Miss. State	19	1-1	1-1	0-0	0-2-2	2	0	0	0	0	3	
(Sophomore - 2018-19)												
Opponent	Min	FG-A	3PT-A	FT-A	O-D-T	PF	A	TO	BS	ST	PTS	
Alabama State	17	1-7	0-1	2-2	4-2-6	2	0	2	0	0	4	
Southern	23	2-6	0-0	4-6	4-1-5	2	0	1	0	2	8	
Virginia	22	2-11	1-3	0-0	3-1-4	2	0	0	1	2	5	
Hight Point	DNP											
vs. USF	19	2-9	0-2	0-0	1-4-5	3	0	1	0	1	4	
vs. UCLA	1	0-0	0-0	0-0	0-0-0	0	0	0	0	0	0	
vs. UNC	22	3-5	0-0	1-4	0-2-2	3	0	0	0	1	7	
Morehead St.	13	0-2	0-0	0-2	1-2-3	3	0	0	0	0	0	
Rhode Island	26	1-5	0-0	2-3	1-3-4	4	0	2	0	2	4	
at Louisville	24	2-3	1-2	2-2	1-0-1	5	2	3	0	0	7	
MTSU	23	2-5	1-2	3-8	2-3-5	2	0	0	0	0	8	
W. Carolina	20	8-10	0-0	0-0	1-5-6	3	1	1	1	0	16	
Murray St.	17	2-5	0-0	1-2	3-1-4	2	0	2	0	1	5	
Sacred Heart	19	1-7	0-2	3-4	2-5-7	3	0	1	2	0	5	
Vanderbilt	15	2-2	0-0	0-0	1-2-3	4	1	1	0	0	4	
at Miss. St.	21	3-5	1-1	2-2	0-1-1	5	0	1	1	1	9	
at Tennessee	19	1-2	0-1	0-0	0-2-2	4	0	1	1	0	2	
Ole Miss	17	1-5	0-0	1-4	3-2-5	4	0	3	0	0	3	
at LSU	15	4-5	1-1	0-1	2-1-3	5	0	1	1	0	9	
Missouri												
at Texas A&M												
S. Carolina												
Florida												
at Auburn												
at Alabama												
Arkansas												
at S. Carolina												
LSU												
Texas A&M												
at Georgia												

EXTRA STATS ...

	18-19	Career		18-19	Career
Scored 10+ Points	1	8	2+ Steals	3	3
Scored 15+ Points	-	1	Led UK in Scoring	-	1
Scored 20+ Points	-	1	Led UK in Rebounds	1	5
Made 3+ 3FG	-	1	Led UK in Assists	-	-
Double-figure Rebs	-	1	Led UK in Steals	-	1
Double-doubles	-	1	Led UK in Blocks	3	5
3+ Assists	-	-			





## 2018-19 GAME REVIEWS

EXH

### KENTUCKY 101, LINCOLN MEMORIAL 64 - FINAL

Nov. 2, 2018 • Lexington, Ky. (Memorial Coliseum)



Official Basketball Box Score - Game Totals - Final Statistics  
**Lincoln Memorial vs Kentucky**  
11/02/18 7:02pm at Memorial Coliseum, Lexington, Ky.



#### Lincoln Memorial 64

#	Player	Total		3-Ptr		Rebounds		PF	TP	A	T	Blk	Stl	Min
		FG	FGA	FG	FTA	Off	Def							
34	Jachimczuk, Maggie	5-7	0-0	0-0	0-0	2	1	3	4	10	3	0	0	17
12	Duggins, Sydney	2-7	1-5	0-0	0-0	1	5	6	0	5	5	6	0	37
21	Griffith, Emily	4-12	0-0	1-1	3	7	10	5	9	5	7	0	0	30
24	Griffith, Rachel	9-12	5-6	3-3	2	0	2	2	26	4	6	0	1	39
35	Proffitt, Lindsay	2-4	2-3	0-0	1	4	5	2	6	1	0	1	1	26
04	Kiser, Lexi	2-4	1-1	0-0	0	2	2	2	5	0	3	0	0	13
10	Marsh, Brianna	1-7	1-2	0-0	1	0	1	2	3	0	2	0	0	15
14	Kirkpatrick, Addi	0-6	0-0	0-2	4	2	6	3	0	0	0	0	0	23
Team														20
Totals		25-59	10-17	4-6	16	23	39	20	64	15	31	1	2	200
1st FG %: 5-14 35.7% 2nd: 9-16 56.3% 3rd: 7-14 50.0% 4th: 4-15 26.7% Game: 25-59 42.4% Deadball Rebounds 2,1														
3FG %: 2-3 66.7% 4-5 80.0% 3-4 75.0% 1-5 20.0% 10-17 58.8% 4-6 66.7%														
FT %: 0-0 0.0% 1-1 100.0% 1-1 100.0% 2-4 50.0%														

#### Kentucky 101

#	Player	Total		3-Ptr		Rebounds		PF	TP	A	T	Blk	Stl	Min
		FG	FGA	FG	FTA	Off	Def							
03	McKinney, KeKe	4-6	1-1	0-3	3	1	4	4	9	2	2	0	4	15
14	Wyatt, Tatyana	6-10	0-0	4-7	8	1	9	3	16	0	0	3	1	20
04	Morris, Maci	5-14	1-5	0-0	3	2	5	0	11	4	1	3	1	26
10	Howard, Rhyne	5-13	3-7	2-2	2	3	5	1	15	5	0	2	3	27
24	Murray, Taylor	5-6	1-2	3-3	1	1	2	1	14	6	0	1	4	22
00	Halsel, LaShae	0-0	0-0	0-0	0	0	0	0	0	1	0	0	0	3
05	Green, Blair	8-17	0-3	1-1	1	3	4	0	17	1	1	1	1	23
12	Paschal, Amanda	4-5	0-1	0-0	1	1	2	0	8	1	0	0	1	18
21	Anyagallo, Ogechi	2-4	0-0	1-4	2	2	4	5	5	1	1	4	0	17
23	Roach, Kameron	1-4	0-1	0-0	1	0	1	2	2	0	0	0	1	10
32	Roper, Jaide	1-5	0-3	2-2	2	0	2	0	4	5	1	0	2	19
Team														200
Totals		41-84	6-23	13-22	24	16	40	16	101	26	7	12	18	200
1st FG %: 10-22 45.5% 2nd: 8-22 36.4% 3rd: 14-24 58.3% 4th: 9-16 56.3% Game: 41-84 48.8% Deadball Rebounds 4,2														
3FG %: 3-8 37.5% 2-7 28.6% 1-5 20.0% 0-3 0.0% 6-23 26.1%														
FT %: 4-6 66.7% 2-3 66.7% 2-7 28.6% 1-2 50.0%														

Officials: Tina Napier, Gina Cross, Carmen Portorreal  
Technical fouls: Lincoln Memorial-None. Kentucky-None.  
Attendance: 1203

Score by periods	1st	2nd	3rd	4th	Total
Lincoln Memorial	12	23	18	11	64
Kentucky	27	23	31	20	101

Last FG - LMU 4th-01:05, UK 4th-00:59.  
Largest lead - LMU by 6 1st-07:04, UK by 37 4th-06:29.  
LMU led for 04:14, UK led for 34:35. Game was tied for 00:53.

Score tied - 1 time.  
Lead changed - 1 time.

Notables: Kentucky dominated in his exhibition by forcing 31 turnovers and scoring 41 points off those miscues ... Freshman Blair Green led Kentucky with 17 points while sophomore Tatyana Wyatt had 16 and fellow freshman Rhyne Howard had 15 points and hit three 3s ... Wyatt was UK's leading rebounder with eight offensive boards which would have been a career high ... UK had five players score in double figures.

2

### KENTUCKY 91, SOUTHERN 41 - FINAL

Nov. 11, 2018 • Lexington, Ky. (Memorial Coliseum)



Official Basketball Box Score - Game Totals - Final Statistics  
**Southern University vs Kentucky**  
11/11/18 7:02pm at Memorial Coliseum, Lexington, Ky.



#### Southern University 41 • 2-1

#	Player	Total		3-Ptr		Rebounds		PF	TP	A	T	Blk	Stl	Min
		FG	FGA	FG	FTA	Off	Def							
02	Scott, Alyric	1-4	0-1	0-0	1	0	1	2	2	3	1	2	3	24
22	Moore, Taneara	0-0	0-0	0-0	0	2	2	5	0	3	1	3	0	16
33	Blissett, Sarai	2-5	0-0	0-0	1	3	4	3	4	0	1	1	0	21
04	O'Bear, Skylar	3-14	2-8	0-0	1	2	3	1	8	2	3	0	0	35
12	Parsons, Courtney	2-4	0-1	0-0	0	1	1	3	4	1	5	0	0	16
03	Rose, Brittany	2-6	2-4	1-2	1	1	2	0	7	4	2	0	0	25
05	Charles, Danayea	0-1	0-0	4-6	0	3	3	2	4	3	4	0	1	24
20	Mcwain, Amani	0-0	0-0	0-0	0	0	1	0	0	0	0	0	0	5
24	Townner, Jaden	1-3	0-2	0-0	0	1	1	2	2	0	4	0	0	16
32	McGhee, Ceundra	1-4	0-0	0-0	2	2	4	2	2	0	0	1	1	9
35	Williams, Callain	0-4	0-1	2-2	1	2	3	0	2	0	0	0	1	13
42	Thompson, Briana	3-4	0-0	0-0	0	0	3	3	6	0	0	0	0	10
Team														200
Totals		15-49	4-17	7-10	9	21	30	24	41	11	29	2	2	200
1st FG %: 5-11 45.5% 2nd: 1-11 9.1% 3rd: 4-11 36.4% 4th: 5-16 31.3% Game: 15-49 30.6% Deadball Rebounds 3,2														
3FG %: 1-4 25.0% 0-3 0.0% 1-5 20.0% 1-2 50.0%														
FT %: 0-0 0.0% 5-6 83.3% 1-2 50.0%														

#### Kentucky 91 • 2-0

#	Player	Total		3-Ptr		Rebounds		PF	TP	A	T	Blk	Stl	Min
		FG	FGA	FG	FTA	Off	Def							
03	McKinney, KeKe	2-4	0-1	1-2	0	5	5	0	5	3	1	2	3	24
14	Wyatt, Tatyana	2-6	0-0	4-6	4	1	5	2	8	0	1	0	2	23
04	Morris, Maci	4-7	2-4	2-2	0	3	3	4	12	0	1	0	1	23
10	Howard, Rhyne	9-10	7-11	2-2	1	3	4	1	29	4	4	1	1	28
24	Murray, Taylor	4-8	1-2	2-2	1	2	3	2	11	2	0	0	3	28
00	Halsel, LaShae	1-1	0-0	0-0	0	0	0	0	0	0	0	0	0	3
05	Green, Blair	1-9	1-4	0-0	0	1	1	4	3	1	1	0	2	18
12	Paschal, Amanda	1-1	0-0	3-4	0	1	1	1	5	4	0	0	3	18
21	Anyagallo, Ogechi	3-4	0-0	0-1	1	2	3	0	6	1	0	0	0	12
23	Roach, Kameron	1-2	0-0	0-0	1	1	1	0	2	0	0	0	5	5
32	Roper, Jaide	3-6	2-3	0-0	0	2	2	1	8	2	0	0	0	18
Team														200
Totals		32-64	13-25	14-19	11	24	35	15	91	22	10	3	15	200
1st FG %: 9-17 52.9% 2nd: 8-16 50.0% 3rd: 6-15 40.0% 4th: 9-16 56.3% Game: 32-64 50.0% Deadball Rebounds 3,1														
3FG %: 3-6 50.0% 3-8 37.5% 2-5 40.0% 5-6 83.3% 13-25 52.0%														
FT %: 6-7 85.7% 3-4 75.0%														

Officials: Ed Sidlasky, Marcus Clayton, Jennifer Rezac  
Technical fouls: Southern University-None. Kentucky-None.  
Attendance: 3870

Score by periods	1st	2nd	3rd	4th	Total
Southern University	11	7	10	13	41
Kentucky	27	23	17	24	91

Last FG - SUBRW 4th-02:59, UK 4th-00:35.  
Largest lead - SUBRW None, UK by 50 4th-00:35.  
SUBRW led for 00:00, UK led for 39:25. Game was tied for 00:35.

Score tied - 0 times.  
Lead changed - 0 times.

Notables: Kentucky shot 50 percent from the field and 52 percent from long range with 13 3-pointers ... The 13 3s made were tied for the second most 3s made in a game in program history and the first time UK has accomplished that feat since hitting 14 against Mississippi State on Jan. 8, 2012 ... Howard's seven 3-pointers in the game tied the program record for most 3s made in a game.

1

### KENTUCKY 87, ALABAMA STATE 35 - FINAL

Nov. 7, 2018 • Lexington, Ky. (Memorial Coliseum)



Official Basketball Box Score - Game Totals - Final Statistics  
**Alabama State vs Kentucky**  
11/07/18 7:02pm at Memorial Coliseum, Lexington, Ky.



#### Alabama State 35 • 0-1

#	Player	Total		3-Ptr		Rebounds		PF	TP	A	T	Blk	Stl	Min
		FG	FGA	FG	FTA	Off	Def							
00	Emmanuel, Ayana	3-5	1-1	1-1	1	3	4	3	8	0	13	4	2	27
21	Ward, Shmya	1-4	0-0	0-0	1	7	8	3	2	1	5	4	1	28
34	Harvey, Victoria	0-0	0-0	0-0	0	2	2	2	0	0	4	0	0	11
03	Crawford, Jayla	1-5	0-0	0-0	1	2	3	2	2	1	3	0	0	20
23	Gipson, Areleatha	0-0	0-0	1-2	1	1	2	1	1	2	6	0	0	18
05	Rush, Treisha	0-0	0-0	1-1	0	1	2	0	0	1	0	0	0	24
02	Smith, Amari	0-1	0-0	0-0	0	2	2	0	0	0	1	0	0	6
05	Nelson, Aliyah	1-1	0-0	0-0	0	2	2	5	2	0	1	0	0	12
12	Lee, Courtney	2-3	1-2	0-0	0	2	2	0	5	1	4	0	1	17
10	Howard, Kayuana	1-1	1-1	0-0	0	0	0	0	3	1	2	0	0	13
15	Berry, Keane	1-2	0-0	0-0	0	0	0	2	2	0	1	0	0	13
20	Mason, Taylor	2-3	0-0	1-6	0	1	1	0	0	0	0	0	0	20
21	Calhoun, Tatyana	2-3	0-0	1-1	1	3	4	1	5	0	0	0	0	10
	Team				2	2	4			1				
	Totals	14-41	4-11	3-5	9	26	35	22	35	8	43	4	5	200



### 2018-19 GAME REVIEWS

4

#### KENTUCKY 71, HIGH POINT 49 - FINAL

Nov. 18, 2018 • Lexington, Ky. (Memorial Coliseum)



Official Basketball Box Score -- Game Totals -- Final Statistics  
**High Point vs Kentucky**  
 11/18/18 2:02pm at Memorial Coliseum, Lexington, Ky.



##### High Point 49 • 2-1

#	Player	Total	3-Ptr	Rebounds	PF	TP	A	T	Bk	Stl	Min
		FG-FGA	FG-FGA	FT-FTA	Off Def Tot						
14	MORGAN, Shea	r 3-7	0-0	4-4	2 1 3	4	10	0	3	0	1 37
40	VANSLOOTEN, Olivia	r 1-3	0-0	0-0	2 6 8	3	2	1	1	1	24
62	BROWN, Camryn	g 2-12	1-8	3-4	1 0 1	3	8	4	2	0	1 29
10	BOCKRATH, Emma	g 4-16	3-7	3-4	1 5 6	3	14	2	3	0	1 33
21	EDWARDS, Lindsey	g 4-9	0-0	2-3	2 9 11	2	10	1	6	0	2 40
04	DAVIS, Bre	g 0-0	0-0	2-2	0 0 0	1	2	3	1	0	10
13	CURRAN, Skyler	g 0-4	0-4	0-0	1 0 1	4	0	0	3	0	11
23	BULL, Miya	g 1-2	0-0	1-2	0 0 0	2	3	0	0	0	1 16
	Team				3 2 5						
	Totals	15-53	4-19	15-19	12 23 35	22	49	11	19	1	7 200

1st FG %:	3-14	21.4%	2nd:	4-14	28.6%	3rd:	3-11	27.3%	4th:	5-14	35.7%	Game:	15-53	28.3%	Deadball	
3FG %:	1-5	20.0%		3-9	33.3%		0-2	0.0%		4-19	21.1%		15-53	28.3%	Rebounds	1,1
FT %:	0-1	0.0%		10-12	83.3%		3-4	75.0%		2-2	100.0%		15-19	78.9%		

##### Kentucky 71 • 4-0

#	Player	Total	3-Ptr	Rebounds	PF	TP	A	T	Bk	Stl	Min
		FG-FGA	FG-FGA	FT-FTA	Off Def Tot						
03	McKinney, KeKe	r 2-4	1-1	1-4	3 6 9	2	6	0	1	3	1 24
21	Anyagallobo, Ogechi	r 0-1	0-0	1-4	0 1 1	3	0	2	1	0	19
04	Morris, Maci	g 8-16	2-7	4-4	0 5 5	2	22	1	2	2	1 27
10	Howard, Rhynne	g 4-12	2-5	0-0	2 4 6	4	10	2	3	2	0 25
24	Murray, Taylor	g 5-5	0-0	4-4	1 0 1	2	14	1	3	0	3 24
00	Halse, LaShae	g 0-1	0-0	0-0	0 0 0	0	0	0	0	0	4
05	Green, Blair	g 5-10	0-1	0-0	1 3 4	0	10	3	1	1	0 28
12	Paschal, Amanda	g 1-3	0-0	4-4	1 2 3	1	6	3	0	0	1 19
23	Roach, Kameron	g 0-1	0-0	0-0	0 1 1	3	0	1	0	0	1 7
32	Roper, Jaida	g 1-6	1-2	0-0	0 1 1	1	3	2	2	1	0 23
	Team				1 4 5						
	Totals	26-59	6-16	13-16	9 27 36	18	71	15	13	9	7 200

1st FG %:	6-13	46.2%	2nd:	8-18	44.4%	3rd:	7-14	50.0%	4th:	5-14	35.7%	Game:	26-59	44.1%	Deadball	
3FG %:	1-5	20.0%		2-4	50.0%		0-0	0.0%		6-16	37.5%		26-59	44.1%	Rebounds	3,2
FT %:	7-7	100.0%		4-5	80.0%		0-0	0.0%		2-4	50.0%		13-16	81.3%		

Officials: Bryan Enterline, Chaney Muench, Greg Small  
 Technical fouls: High Point-None. Kentucky-None.  
 Attendance: 4064

Score by periods	1st	2nd	3rd	4th	Total
High Point	7	21	9	12	49
Kentucky	20	22	15	14	71

Last FG - HPU 4th-03:16, UK 4th-02:28.  
 Largest lead - HPU by 5 1st-07:05, UK by 26 4th-04:58.  
 HPU led for 04:31. UK led for 33:30. Game was tied for 01:59.

Notables: Kentucky had 15 assists on 26 made baskets and has had 15 or more assists in three of its four games this season ... Senior guard Maci Morris led all scorers with 22 points going 8-of-16 from the field with five rebounds ... This was Morris' first 20-point scoring game of the season and the 13th of her career ... Sophomore forward KeKe McKinney had a season-best nine rebounds.

6

#### KENTUCKY 75, UCLA 74 - FINAL (OT)

Nov. 23, 2018 • St. Thomas Island (UVI S&F Center)



Official Basketball Box Score -- Game Totals -- Final Statistics  
**UCLA vs Kentucky**  
 11/23/18 2:00 p.m. AST at St. Thomas, U.S. Virgin Islands



##### UCLA 74 • 3-3

#	Player	Total	3-Ptr	Rebounds	PF	TP	A	T	Bk	Stl	Min
		FG-FGA	FG-FGA	FT-FTA	Off Def Tot						
11	DRUMMER, Lajahna	r 2-5	0-0	1-9	6 4 10	5	5	0	3	1	1 25
21	ONYENWERE, Michaela	r 12-18	0-0	4-7	5 3 8	5	28	2	1	2	2 40-
03	JEFFERSON, Kiara	g 1-2	0-1	0-0	0 2 2	1	2	0	0	0	1 28
04	CORSARO, Lindsey	g 2-6	1-3	2-4	2 7 9	4	7	0	7	1	0 42
22	BURKE, Kennedy	g 7-13	0-3	4-5	2 5 7	4	18	3	2	2	0 40
02	SMITH, Ahlana	g 0-1	0-0	0-0	0 0 0	0	0	0	0	0	3
04	DEAN, Japreece	g 4-10	1-1	1-2	0 1 1	4	10	0	2	0	0 29
33	MILLER, Lauryl	g 2-3	0-0	0-1	1 2 3	1	4	2	2	0	1 18
	Team				1 5 6						
	Totals	30-58	2-8	12-28	17 29 46	24	74	9	19	6	7 225

1st FG %:	6-14	42.9%	2nd:	7-14	50.0%	3rd:	5-13	38.5%	4th:	9-11	81.8%	Game:	30-58	51.7%	Deadball	
3FG %:	1-2	50.0%		1-1	50.0%		0-0	0.0%		0-0	0.0%		30-58	51.7%	Rebounds	8
FT %:	2-6	33.3%		1-4	25.0%		4-11	36.4%		3-4	75.0%		12-28	42.9%		

##### Kentucky 75 • 6-0

#	Player	Total	3-Ptr	Rebounds	PF	TP	A	T	Bk	Stl	Min
		FG-FGA	FG-FGA	FT-FTA	Off Def Tot						
03	McKinney, KeKe	r 1-4	0-0	0-0	1 2 3	3	2	1	2	1	2 35
14	Wyatt, Tatyana	r 0-0	0-0	0-0	0 0 0	0	0	0	0	0	1
04	Morris, Maci	g 5-21	3-8	4-6	2 5 7	4	17	1	3	0	1 39
10	Howard, Rhynne	g 8-17	2-5	2-5	3 4 7	3	20	1	4	1	6 39
24	Murray, Taylor	g 5-10	1-1	2-5	2 1 3	3	16	3	2	0	1 42
05	Green, Blair	g 2-6	0-1	2-2	0 2 2	2	6	1	0	0	1 24
12	Paschal, Amanda	g 0-2	0-0	5-6	1 2 3	1	5	2	2	0	0 19
32	Roper, Jaida	g 3-5	3-4	0-0	0 0 0	4	9	1	0	0	1 26
	Team				6 3 9						
	Totals	24-65	9-19	18-24	15 19 34	20	75	10	13	2	12 225

1st FG %:	5-16	31.3%	2nd:	8-14	57.1%	3rd:	2-11	18.2%	4th:	8-21	38.1%	Game:	24-65	36.9%	Deadball	
3FG %:	2-4	50.0%		4-7	57.1%		0-1	0.0%		3-5	60.0%		9-19	47.4%	Rebounds	3
FT %:	2-2	100.0%		7-10	70.0%		2-2	100.0%		0-0	0.0%		18-24	75.0%		

Officials: Mark Resch, Katie Lukachuk, Ed Sidlasky  
 Technical fouls: UCLA-None. Kentucky-None.  
 Attendance: 715  
 2018 U.S. Virgin Islands Paradise Jam Women's Basketball Tournament.  
 Island Division  
 PRESENTED BY BASKETBALL TRAVELERS

Score by periods	1st	2nd	3rd	4th	OT	Total
UCLA	15	16	14	21	8	74
Kentucky	14	27	6	19	9	75

Last FG - UCLA OT-00:52, UK OT-04:38.  
 Largest lead - UCLA by 6 1st-02:48, UK by 12 2nd-01:30.  
 UCLA led for 14:27, UK led for 27:01. Game was tied for 03:32.

Notables: Freshman guard Rhynne Howard led Kentucky with 20 points, adding seven rebounds, one assist and six steals ... UCLA's 74 points scored was the most UK has allowed in a game this season. The Bruins are the only team to score 10 or more points in every quarter against UK this year ... UK had a 20-14 edge in bench points, winning the bench-point battle for the second-straight game.

5

#### KENTUCKY 85, SOUTH FLORIDA 63 - FINAL

Nov. 22, 2018 • St. Thomas Island (UVI S&F Center)



Official Basketball Box Score -- Game Totals -- Final Statistics  
**Kentucky vs USF**  
 11/22/18 2:00 p.m. AST at St. Thomas, U.S. Virgin Islands



##### Kentucky 85 • 5-0

#	Player	Total	3-Ptr	Rebounds	PF	TP	A	T	Bk	Stl	Min
		FG-FGA	FG-FGA	FT-FTA	Off Def Tot						
03	McKinney, KeKe	r 3-7	2-5	2-2	1 1 2	1	10	0	1	0	0 22
14	Wyatt, Tatyana	r 2-9	0-2	0-0	1 4 5	3	4	0	1	0	1 19
04	Morris, Maci	g 2-7	2-3	2-2	0 2 2	4	8	2	3	0	2 24
10	Howard, Rhynne	g 7-11	2-3	2-5	0 2 3	3	18	0	3	0	0 23
24	Murray, Taylor	g 5-10	1-2	6-8	3 5 8	1	17	2	1	1	2 27
00	Halse, LaShae	g 0-0	0-0	0-0	0 0 0	0	0	0	0	0	0 1
05	Green, Blair	g 2-3	0-1	0-0	0 1 1	5	4	0	1	0	0 12
12	Paschal, Amanda	g 1-3	0-0	3-3	0 3 3	1	5	0	0	0	1 24
21	Anyagallobo, Ogechi	g 3-3	0-0	2-2	1 3 3	6	0	2	0	0	0 22
23	Roach, Kameron	g 0-0	0-0	0-0	0 0 0	0	0	0	0	0	0 2
32	Roper, Jaida	g 5-9	2-3	1-1	1 2 3	2	13	2	0	0	0 24
	Team				3 0 3						
	Totals	30-62	9-19	16-23	11 22 33	23	85	11	12	1	6 200

1st FG %:	9-19	47.4%	2nd:	7-12	58.3%	3rd:	6-17	35.3%	4th:	8-14	57.1%	Game:	30-62	48.4%	Deadball	
3FG %:	2-4	50.0%		0-4	0.0%		2-9	22.2%		1-3	33.3%		9-19	47.4%	Rebounds	5,2
FT %:	0-0	0.0%		7-9	77.8%		6-6	100.0%		3-4	75.0%		16-23	69.6%		

##### USF 63 • 4-1

#	Player	Total	3-Ptr	Rebounds	PF	TP	A	T	Bk	Stl	Min
		FG-FGA	FG-FGA	FT-FTA	Off Def Tot						
10	FERREIRA, Laura	r 2-13	0-6	6-6	1 4 5	3	10	4	5	1	0 34
31	JORDAO, Beatriz	c 4-8	0-0	4-8	2 1 3	4	12	1	1	1	0 23
00	PEHADZIC, Emma	g 3-9	0-3	3-2	5 2 7	2	6	0	1	0	1 21
03	HARVEY, Sydney	g 6-11	4-5	0-0	4 4 8	4	15	3	7	0	0 31
54	RADER, Alyssa	g 2-7	1-3	4-4	3 6 9	2	9	2	3	0	2 24
04	PINZAN, Elisa	g 0-3	0-3	0-0	0 0 0	1	0	1	0	0	0 25
11	KESTNER, Makaela	g 0-1	0-1	0-0	0 0 0	1	0	1	0	0	0 4
21	LEVERETT, Shae	g 3-3	0-0	0-3	1 3 4	2	6	2	1	0	0 17
23	HENSHAW, Tamara	g 1-3	0-0	0-0	0 1 1	2	2	0	0	0	0 16
30	ROZENTALE, Janeta	g 1-1	0-0	0-0	1 0 1	1	2	0	0	0	0 5
	Team				4 2 6						
	Totals	22-59	5-21	14-18	15 23 38	23	63	13	18	2	3 200

1st FG %:	8-13	61.5%	2nd:	3-13	23.1%	3rd:	7-18	38.9%	4th:	4-15	26.7%	Game:	22-59	37.3%	Deadball
3FG %:	3-3	100.0%		0-4	0.0%		2-5	40.0%		0-9	0.0%		5-21	23.8%	Rebound:
FT %:	1-2	50.0%		2-2	100.0%		0-1	0.0%		11-13	84.6%		14-18	77.8%	2





## 2018-19 GAME REVIEWS

8

### KENTUCKY 87, MOREHEAD STATE 57 - FINAL

Nov. 28, 2018 • Lexington, Ky. (Memorial Coliseum)



Official Basketball Box Score - Game Totals - Final Statistics  
**Morehead State vs Kentucky**  
11/28/18 12:02pm at Memorial Coliseum, Lexington, Ky.



#### Morehead State 57 • 6-2

#	Player	Total			3-Ptr			Rebounds			PF	TP	A	T	Bk	Stl	Min
		FG	FGA	FT	FGA	FT	FTA	Off	Def	Tot							
10	Avery, Jaleesa	1	4	0	0	2	2	1	0	1	3	4	0	0	0	0	20
12	Calvert, Mckenzie	1	4	0	0	0	0	2	3	5	1	8	2	7	0	0	28
4	Seward, Darianne	2	10	2	6	2	2	0	3	3	2	8	2	7	0	0	30
11	Crockett, Miranda	2	6	1	4	0	0	4	3	7	3	13	2	1	0	3	39
13	Simmons-Cozar, C.	2	6	0	1	0	0	0	1	1	4	4	2	2	0	0	27
00	Jeune, Aliyah	6	17	1	8	2	2	0	4	4	3	15	2	6	0	4	28
01	Jackson, Breuna	0	0	0	0	0	0	0	0	0	2	0	0	0	0	0	5
02	Johnson, Ellie Jo	0	0	0	0	0	0	0	0	0	0	0	0	0	0	0	1
14	Moore, Ashley	0	0	0	0	1	2	0	0	0	1	1	0	1	0	0	3
22	Mcgowan, Tierra	2	5	0	0	0	4	3	7	10	4	4	1	0	0	1	19
Team																	
Totals		23	64	3	15	8	14	15	22	37	23	57	10	25	2	9	200
1st FG %:		6-16	37.5%	2nd:	2-12	16.7%	3rd:	5-16	31.3%	4th:	10-20	50.0%	Game:	23-64	35.9%	Deadball	
3FG %:		2-7	28.6%	2nd:	0-2	0.0%	3rd:	1-5	20.0%	4th:	3-15	20.0%	Game:	2-7	28.6%	Rebounds	
FT %:		0-0	0.0%	2nd:	0-0	0.0%	3rd:	1-5	20.0%	4th:	1-4	25.0%	Game:	2-7	28.6%	Rebounds	

#### Kentucky 87 • 8-0

#	Player	Total			3-Ptr			Rebounds			PF	TP	A	T	Bk	Stl	Min
		FG	FGA	FT	FGA	FT	FTA	Off	Def	Tot							
03	McKinney, KeKe	1	1	0	0	0	0	0	1	1	1	2	0	0	0	1	16
14	Wyatt, Tatyana	1	2	0	0	0	0	1	2	3	3	0	0	0	0	0	13
04	Morris, Maci	9	12	2	4	3	4	0	4	4	3	31	3	2	1	3	25
10	Howard, Rhynne	5	10	2	5	3	7	3	7	10	4	17	2	2	2	4	30
24	Murray, Taylor	5	8	1	1	2	3	2	1	3	1	13	6	0	0	0	34
00	Halsel, LaShae	0	0	0	0	0	0	0	0	0	1	0	0	0	0	0	5
05	Green, Blair	3	9	0	1	2	2	3	3	6	4	8	0	5	0	1	32
12	Paschal, Amanda	1	2	0	0	0	2	3	3	6	0	2	1	2	0	2	11
23	Roach, Kameron	0	3	0	0	0	0	1	0	1	1	0	0	0	0	0	8
32	Roper, Jaide	2	8	0	4	10	10	2	2	4	3	14	1	3	0	2	26
Team																	
Totals		29	63	7	19	22	30	15	25	40	21	87	13	18	4	18	200
1st FG %:		10-16	62.5%	2nd:	10-17	58.8%	3rd:	6-17	35.3%	4th:	3-13	23.1%	Game:	29-63	46.0%	Deadball	
3FG %:		2-4	50.0%	2nd:	0-7	0.0%	3rd:	0-2	0.0%	4th:	7-19	36.8%	Game:	2-7	28.6%	Rebounds	
FT %:		4-7	57.1%	2nd:	10-12	83.3%	3rd:	7-9	77.8%	4th:	2-3	66.7%	Game:	22-30	73.3%	Rebounds	

Officials: Angelica Suffren, Eric Koch, Dawn Marsh  
Technical fouls: Morehead State-None. Kentucky-None.  
Attendance: 3912

Score by periods	1st	2nd	3rd	4th	Total
Morehead State	14	9	12	22	57
Kentucky	26	26	22	13	87

Last FG - MOR 4th-00:21, UK 4th-05:18.  
Largest lead - MOR None, UK by 39 3rd-01:56.  
MOR led for 00:00. UK led for 39:45. Game was tied for 00:15.

Score tied - 0 times.  
Lead changed - 0 times.

9

### KENTUCKY 75, RHODE ISLAND 52 - FINAL

Dec. 6, 2018 • Lexington, Ky. (Memorial Coliseum)



Official Basketball Box Score - Game Totals - Final Statistics  
**Rhode Island vs Kentucky**  
12/06/18 7:02pm at Memorial Coliseum, Lexington, Ky.



#### Rhode Island 52 • 5-3

#	Player	Total			3-Ptr			Rebounds			PF	TP	A	T	Bk	Stl	Min
		FG	FGA	FT	FGA	FT	FTA	Off	Def	Tot							
02	Ross, Jalissa	1	0	0	0	0	0	1	1	2	5	0	0	4	0	0	15
32	Jorgensen, Nicole	4	10	0	2	4	4	2	7	9	4	10	0	4	1	2	25
01	Colome, Eleny	9	14	0	3	4	3	3	4	7	3	16	4	6	1	0	31
11	Dale, David	6	11	1	2	0	0	2	3	5	2	14	4	9	2	1	36
12	Moffitt, Maia	3	6	0	0	0	0	1	2	3	4	8	1	2	0	0	30
04	Perez, Laura	0	0	0	0	0	0	0	0	0	0	0	0	0	0	0	2
13	Vargas, Marta	0	0	0	0	0	0	0	0	0	0	0	0	0	0	0	1
14	Jones, Erin	0	0	0	0	0	0	0	0	0	0	0	0	1	0	0	0
31	Streeter, Abby	1	4	1	3	0	0	2	2	1	3	0	3	0	0	0	15
33	Oberg, Meghan	0	4	0	0	0	0	1	2	3	2	1	0	0	0	0	29
34	Motrechuk, Dina	0	0	0	0	0	0	1	2	3	2	0	0	1	2	0	15
Team																	
Totals		22	50	4	12	4	7	7	29	36	24	52	9	30	8	6	200
1st FG %:		5-11	45.5%	2nd:	4-11	36.4%	3rd:	5-13	38.5%	4th:	8-15	53.3%	Game:	22-50	44.0%	Deadball	
3FG %:		1-2	50.0%	2nd:	1-3	33.3%	3rd:	1-4	25.0%	4th:	1-3	33.3%	Game:	4-12	33.3%	Rebounds	
FT %:		1-2	50.0%	2nd:	1-1	100.0%	3rd:	2-4	50.0%	4th:	0-0	0.0%	Game:	4-7	57.1%	Rebounds	

#### Kentucky 75 • 9-0

#	Player	Total		3-Ptr		Rebounds			PF	TP	A	T	Bk	Stl	Min
		FG	FGA	FG	FGA	FT	FTA	Off							
03	McKinney, KeKe	f	1-5	0-3	0-0	2	5	7	0	2	1	2	0	3	22
14	Wyatt, Tatyana	f	1-5	0-0	2-3	1	3	4	4	4	0	2	0	2	26
04	Morris, Maci	g	9-20	5-12	6-6	0	5	5	2	29	4	1	0	1	31
10	Howard, Rhynne	g	7-15	2-5	3-3	4	3	7	0	19	1	1	0	7	30
24	Murray, Taylor	g	2-10	0-2	1-2	1	2	3	1	11	2	3	0	4	23
00	Halsel, LaShae	g	0-3	0-1	0-0	1	1	2	0	0	0	0	0	0	3
05	Green, Blair	1	1-8	0-0	0-0	0	2	2	1	2	0	0	0	0	21
12	Paschal, Amanda	1	3-3	0-0	2-2	2	1	3	1	4	1	3	0	0	21
23	Roach, Kameron	1	0-1	0-0	0-0	1	0	1	0	0	0	0	0	0	3
32	Roper, Jaide	1	0-5	0-0	4-5	3	0	3	1	4	3	0	0	0	20
Team						5	16								
Totals			25-75	7-23	18-21	20	41	10	75	12	12	0	17	200	
1st FG %: 5-17		29.4%	2nd: 6-18	33.3%	3rd: 8-19	42.1%	4th: 6-21	28.6%	Game: 25-75	33.3%	Deadball				
3FG %: 2-7		28.6%	2nd: 2-5	40.0%	3rd: 1-5	20.0%	4th: 2-6	33.3%	Game: 7-23	30.4%	Rebounds				
FT %: 4-5		80.0%	2nd: 0-0	0.0%	3rd: 12-13	92.3%	4th: 2-3	66.7%	Game: 18-21	85.7%	Rebounds				

Officials: Gina Cross, Cameron Inouye, Brian Garland  
Technical fouls: Rhode Island-None. Kentucky-None.  
Attendance: 3744

Score by periods	1st	2nd	3rd	4th	Total
Rhode Island	12	10	13	17	52
Kentucky	16	14	19	16	75

Last FG - UK 4th-00:11, UK 4th-00:40.  
Largest lead - UK by 2 1st-09:39, UK by 28 4th-04:20.  
UK led for 04:16. UK led for 34:52. Game was tied for 00:21.

Score tied - 0 times.  
Lead changed - 7 times.

Notables: UK opened its biggest lead of the game with a large run in third quarter of 19-2. UK began with a 9-0 run followed by a URI layup and a 10-0 UK run to grab a 20-point lead ... Overall, UK outscored Rhode island 29-13 in the third quarter ... The 29 points were the most that UK has scored in a quarter this season. It was one off the program record for points in the third quarter, which was 30.

10

### KENTUCKY 75, LOUISVILLE 80 - FINAL

Dec. 9, 2018 • Louisville, Ky. (KFC Yum! Center)



Official Basketball Box Score - Game Totals - Final Statistics  
**Kentucky vs Louisville**  
12/09/18 2:00pm at KFC Yum! Center (Louisville, Ky.)



#### Kentucky 75 • 9-1

#	Player	Total			3-Ptr			Rebounds			PF	TP	A	T	Bk	Stl	Min
		FG	FGA	FT	FGA	FT	FTA	Off	Def	Tot							
03	McKinney, KeKe	1	2-3	1-4	0-0	0	5	3	8	4	5	0	1	1	0	32	
14	Wyatt, Tatyana	1	2-8	1-2	2-2	1	0	1	5	7	2	3	0	0	0	24	
04	Morris, Madi	9	4-12	2-2	6-7	8	4	10	4	10	0	2	0	1	0	20	
05	Holmes, Rhynne	9	4-17	2-2	6-7	2	10	12	4	15	0	0	0	0	0	20	
24	Murray, Taylor	9	5-12	2-3	6-7	2	1	3	4	18	1	1	0	2	0	32	
05	Green, Blair	9	2-2	0-0	0-0	0	1	1	1	0	0	0	0	0	0	17	
12	Paschal, Amanda	9	0-5	0-1	0-0	0	0	0	0	1	4	1	0	0	0	0	
21	Anayagabiglo, Ogechi	9	0-2	0-0	0	0	0	0	0	0	0	0	0	0	0	0	
32	Roper, Jaidee	9	2-3	1-2	0-1	0	2	2	3	5	0	1	0	0	0	17	
Totals			26-60	7-16	16-19	12	20	32	26	75	10	13	4	20	0	200	
1st: FG %: 7-14		50.0%	2nd: 4-15	26.7%	3rd: 3-9	50.0%	4th: 8-17	47.1%	Game: 26-60	43.3%	2nd: 4-15	26.7%	3rd: 3-9	50.0%	4th: 8-17	47.1%	
FG %: 3-10		30.0%	2nd: 2-6	33.3%	3rd: 1-4	25.0%	4th: 5-7	71.4%	Game: 10-19	52.6%	2nd: 2-6	33.3%	3rd: 1-4	25.0%	4th: 5-7	71.4%	

### 2018-19 GAME REVIEWS

12

#### KENTUCKY 99, WESTERN CAROLINA 39 - FINAL

Dec. 18, 2018 • Lexington, Ky. (Memorial Coliseum)



Official Basketball Box Score - Game Totals - Final Statistics  
**Western Carolina vs Kentucky**  
 12/18/18 7:00pm at Memorial Coliseum, Lexington, Ky.



##### Western Carolina 39 • 2-9

#	Player	Total	FG-FGA	3-Ptr	FT-FTA	Rebounds	Off	Def	TP	PF	A	T	Bk	Stl	Min
03	Hodge, Farasia	1	2-5	0-0	0-1	2	1	3	1	4	0	0	0	0	25
04	Smith, Gabby	1	1-7	0-1	2-6	2	1	3	0	4	1	0	1	0	33
14	Ruiz, Judith Martin	9	4-6	2-4	1-1	0	2	2	1	11	6	7	0	1	36
20	Allen, Angel	9	3-10	0-0	0	2	3	5	0	6	1	2	0	1	38
30	Smalls, Jewel	9	2-11	1-6	0-0	0	2	2	4	5	2	4	2	3	34
15	Miller, Jada	1	1-3	1-2	0-0	0	1	1	2	3	1	4	0	1	12
32	Rushin, Kennedy	2	2-5	0-0	2-2	1	1	2	1	6	0	2	0	0	22
	Team					1	3	4							
	Totals		15-47	4-16	5-10	8	14	22	9	39	11	24	4	5	200

1st FG %:	5-9	55.6%	2nd:	4-14	28.6%	3rd:	2-12	16.7%	4th:	4-12	33.3%	Game:	15-47	31.9%	Deadball
3FG %:	1-3	33.3%		1-6	16.7%		0-3	0.0%		2-4	50.0%		4-16	25.0%	Rebounds
FT %:	0-0	0.0%		0-1	0.0%		2-4	50.0%		2-5	40.0%		5-10	50.0%	2, 1

##### Kentucky 99 • 11-1

#	Player	Total	FG-FGA	3-Ptr	FT-FTA	Rebounds	PF	TP	A	T	Bk	Stl	Min		
03	McKinney, KeKe	1	3-7	0-1	0-0	2	3	5	0	6	1	2	1	17	
14	Wyatt, Tatyana	1	8-10	0-0	0-0	1	5	6	3	16	1	1	1	20	
04	Morris, Maci	9	5-8	2-4	1-1	0	2	2	2	13	1	0	1	19	
10	Howard, Rhynne	9	6-14	3-10	3-4	4	4	8	1	18	3	0	0	23	
24	Murray, Taylor	9	4-4	1-1	2-2	2	0	2	11	7	1	0	5	29	
00	Halsel, LaShae	0	0-0	0-0	0-0	0	0	0	0	0	0	0	0	2	
05	Green, Blair	2	2-6	0-2	0-0	0	3	3	4	1	3	1	1	22	
12	Paschal, Amanda	4	4-6	3-3	0-0	2	2	4	0	11	3	1	0	20	
21	Anyagallo, Ogechi	2	2-4	0-0	0	1	3	4	1	6	2	0	0	18	
23	Roach, Kameron	1	1-3	0-0	0	0	1	1	1	2	1	0	0	7	
32	Roper, Jaida	5	5-8	2-4	0-0	1	2	3	1	12	7	1	0	23	
	Team					1	2	3							
	Totals		41-70	11-25	6-7	14	27	41	14	99	27	10	4	12	200

1st FG %:	12-20	60.0%	2nd:	12-17	70.6%	3rd:	9-17	52.9%	4th:	8-16	50.0%	Game:	41-70	58.6%	Deadball
3FG %:	4-6	66.7%		2-5	40.0%		2-2	100.0%		3-7	42.9%		11-25	44.0%	Rebounds
FT %:	2-3	66.7%		2-2	100.0%		0-0	0.0%		0-0	0.0%		6-7	85.7%	1

Officials: Michael McConnell, Metta Roberts, Kylie Galloway  
 Technical fouls: Western Carolina-None. Kentucky-None.

Attendance: 3903

Score by periods	1st	2nd	3rd	4th	Total
Western Carolina	11	9	7	12	39
Kentucky	27	29	24	19	99

Last FG - WCU 4th-01:12, UK 4th-00:45.

Largest lead - WCU None, UK by 61 4th-01:26.

WCU led for 00:00, UK led for 38:28. Game was tied for 00:45.

Score tied - 1 time.

Lead changed - 0 times.

Notables: Kentucky went on a 17-0 run in the second quarter, which was its second longest run of the season for the Wildcats ... Between the end of the first half and the start of the second half, UK went on a 16-0 run. UK scored the final five points of the first half and the first 11 points of the second half ... The Wildcats shot a season-best 58.6 percent from the field ... The Wildcats had a season-high 27 assists in the game.

13

#### KENTUCKY 88, MURRAY STATE 49 - FINAL

Nov. 21, 2018 • Lexington, Ky. (Memorial Coliseum)



Official Basketball Box Score - Game Totals - Final Statistics  
**Murray State vs Kentucky**  
 12/21/18 12:00pm at Memorial Coliseum, Lexington, Ky.



##### Murray State 49 • 4-6

#	Player	Total	FG-FGA	3-Ptr	FT-FTA	Rebounds	PF	TP	A	T	Bk	Stl	Min		
14	Adebayo, Evelyn	1	7-11	1-2	5-9	1	8	9	2	20	2	9	0	37	
20	Mack, Cekeya	1	0-0	0-0	0-0	0	1	1	1	0	0	0	0	6	
00	Griffith-Wallace, J.	1	1-8	1-3	0-0	0	3	3	3	4	3	0	0	28	
04	Mayes, Lex	1	2-8	1-5	0-0	0	1	1	4	5	1	3	0	29	
05	Turley, Macey	1	2-3	0-1	1-1	0	1	1	3	5	6	0	1	34	
01	Blackburn, Raegan	0	0-0	0-0	0-0	0	0	0	0	0	0	0	0	1	5
02	Hill, Sadie	0	0-1	0-0	0-0	0	0	0	0	0	0	0	0	0	3
11	Barrett, Paige	0	0-2	0-0	0-0	1	0	1	0	0	0	0	0	1	3
31	Crane, Brianna	6	6-9	0-0	1-2	3	5	8	0	13	0	2	0	1	30
27	Burpo, Alexia	1	1-5	1-1	0-2	1	1	2	3	3	1	2	1	0	19
33	Manley, Michaela	0	0-1	0-0	0-0	0	0	0	0	0	0	0	0	0	6
	Team					2	1	3							
	Totals		19-48	4-13	7-14	8	21	29	16	49	13	27	1	7	200

1st FG %:	9-12	75.0%	2nd:	3-12	25.0%	3rd:	3-10	30.0%	4th:	5-14	35.7%	Game:	19-48	39.6%	Deadball
3FG %:	3-6	50.0%		1-2	50.0%		0-2	0.0%		0-3	0.0%		4-13	30.8%	Rebounds
FT %:	1-1	100.0%		1-2	50.0%		3-8	37.5%		2-3	66.7%		7-14	50.0%	4

##### Kentucky 88 • 12-1

#	Player	Total	FG		3-Ptr		Rebounds		PF	TP	A	T	Bk	Stl	Min
			FG-FGA	Pct	FT-FTA	Pct	Off	Def							
03	McKinney, KeKe	1	0-3	0-1	1-2	0	4	4	0	1	3	2	0	3	22
14	Wyatt, Tatyana	1	2-5	0-0	1-2	3	1	4	2	5	0	2	0	1	17
04	Morris, Maci	9	5-11	3-5	0-0	1	1	2	3	13	2	2	0	3	21
10	Howard, Rhynne	9	9-13	5-8	2-2	2	2	4	1	25	2	0	0	1	24
24	Murray, Taylor	9	5-10	0-1	2-2	1	2	3	1	12	6	3	0	4	30
00	Halsel, LaShae	1	1-1	0-0	0-0	0	0	0	0	0	0	0	0	2	
05	Green, Blair	4	4-6	2-1	0-0	2	4	6	3	9	0	3	1	0	19
12	Paschal, Amanda	2	2-5	0-1	0-0	1	1	2	1	4	1	0	1	1	19
21	Anyagallo, Ogechi	1	1-4	0-0	0-2	5	5	10	3	2	0	0	0	0	19
23	Roach, Kameron	0	0-1	0-0	0-0	0	0	0	0	0	0	1	0	1	4
32	Roper, Jaida	5	5-8	1-4	4-5	0	2	2	1	15	6	0	0	1	23
	Team					0	2	2							
	Totals		34-67	10-21	10-15	15	24	39	15	88	20	13	2	15	200

1st FG %:	8-17	47.1%	2nd:	8-15	53.3%	3rd:	10-19	52.6%	4th:	8-16	50.0%	Game:	34-67	50.7%	Deadball
3FG %:	1-4	25.0%		3-5	60.0%		3-7	42.9%		3-3	100.0%		10-21	47.6%	Rebounds
FT %:	3-4	75.0%		3-4	75.0%		3-5	60.0%		1-2	50.0%		10-15	66.7%	2

Officials: Brian Hall, Chaney Muench, Bill Larence

Technical fouls: Murray State-None. Kentucky-None.

Attendance: 4312

Score by periods	1st	2nd	3rd	4th	Total
Murray State	20	8	9	12	49
Kentucky	20	22	26	20	88

Last FG - MUR 4th-02:46, UK 4th-00:29.

Largest lead - MUR by 6 1st-04:55, UK by 39 4th-00:29.

MUR led for 07:02, UK led for 31:51. Game was tied for 01:06.

Score tied - 2 times.

Lead changed - 10 times.

Notables: Kentucky shot 50.7 percent from the field in the game and have hit 50 percent or better in three straight games ... It marks the first time UK has accomplished that feat since the 2013-14 season vs. Lipscomb (11/21), Middle Tennessee (11/24) and Bradley (11/27) ... The Wildcats had 20 assists in the game, marking the fourth time this season UK has had 20 or more assists in a game.

14

#### KENTUCKY 71, SACRED HEART 43 - FINAL

Dec. 29, 2018 • Lexington, Ky. (Memorial Coliseum)



Official Basketball Box Score - Game Totals - Final Statistics  
**Sacred Heart vs Kentucky**  
 12/29/18 11:32am at Memorial Coliseum, Lexington, Ky.



##### Sacred Heart 43 • 4-7

#	Player	Total	FG	FGA	3-Ptr	FT	FTA	Rebounds	Off	Def	TP	PF	TP	A	To	Bk	Stl	Min
11	Haines, Katherine	1	1	8	0	0	2-2	4	8	12	0	4	1	0	1	2	0	24
05	Storck, Erin	9	6	17	3	6	4-7	0	3	3	1	19	2	0	5	1	1	37
12	Murphy, Allyson	9	0	3	0	2	2-4	0	4	4	1	2	0	1	0	1	0	33
21	Leatherwood, Candice	9	0	1	0	0	0-2	2	0	2	2	5	0	1	4	0	0	15
22	Hagood, Adriane	9	5	17	2	6	2-6	1	2	2	2	14	2	3	3	1	0	38
10	Dabney, Olivia	1	1	2	0	1	0-0	0	2	2	2	2	2	0	0	0	3	26
15	Mccray, Asia	1	1	2	0	0	0-0	0	0	0	0	2	2	0	0	0	0	11
23	Cheatham, Madison	0	0	2	0	0	0-0	0	2	2	2	0	1	0	0	0	0	12
32	Kangudie, Abigail	0	0	0	0	0	0-0	0	1	1	0	0	1	0	1	0	0	4
	Team						3	3	6									
	Totals		14	52	5	16	10	21	8	27	35	15	43	9	17	7	3	200

1st FG %:	6-13	46.2%	2nd:	1-6	16.7%	3rd:	4-12	33.3%	4th:	3-11	27.3%	Game:	14-52	26.9%	Deadball
3FG %:	1-4	25.0%		1-6	16.7%		2-2	100.0%		1-4	25.0%		5-16	31.3%	Rebounds
FT %:	0-0	0.0%		4-8	50.0%		3-7	42.9%		3-6	50.0%		10-21	47.6%	7, 1

##### Kentucky 71 • 13-1

#	Player		Total	3-Ptr	Rebounds										
			FG-FGA	FG-FGA	FT-FTA	Off	Def	TP	PF	TP	A	To	Blk	Stl	Min
03	McKinney, KeKe	f	4-8	0-1	1-2	2	3	5	4	9	0	2	0	0	23
14	Wyatt, Tatyana	f	1-7	0-2	3-4	2	5	7	3	5	0	1	2	0	19
10	Morris, Maci	g	7-16	3-5	0-0	7	4	5	2	17	3	1	2	0	26
04	Howard, Rhyne	g	2-15	0-0	3-8	1	8	2	7	4	2	1	0	0	31
05	Murray, Taylor	g	4-7	0-0	3-3	3	6	2	11	2	1	0	0	3	29
05	Green, Blair		4-9	0-0	0-0	0	3	3	1	8	0	0	0	0	19
12	Paschal, Amanda		0-3	0-0	2-2	0	0	0	1	2	0	0	0	0	16
21	Anyaigbolago, Ogechi		0-4	0-0	0-0	3	5	8	1	0	0	1	2	0	10
20	Roach, Kameron		0-0	0-0	0-0	0	0	0	0	0	0	0	0	0	2
23	Roper, Jaidra		5-8	2-4	0-0	1	2	2	12	5	3	0	1	25	25
	Team					4	5	5							
Totals			27-77	5-19	12-15	23	34	37	18	71	14	11	6	5	200



## 2018-19 GAME REVIEWS

16

### KENTUCKY 71, MISSISSIPPI STATE 86 - FINAL

Jan. 6, 2019 • Starkville, Miss. (Humphrey Coliseum)



Official Basketball Box Score - Game Totals - Final Statistics  
**Kentucky vs Mississippi State**  
01/06/19 4:00 p.m. at Starkville, Miss. (Humphrey Coliseum)



#### Kentucky 71 • 14-2 (1-1 SEC)

#	Player	Total		3-Ptr		Rebounds		PF	TP	A	T	Bk	Stl	Min	
		FG	FGA	FG	FGA	FT	FTA								Off
03	McKinney, KeKe	r	2-2	1-1	0-0	3	1	4	5	0	2	1	1	18	
14	Wyatt, Tatyana	r	3-5	1-1	2-2	0	1	1	5	9	0	1	1	21	
04	Morris, Maci	g	7-15	2-5	4-4	0	4	4	4	20	0	4	3	30	
10	Howard, Rhyné	g	6-14	2-7	1-2	2	3	5	3	15	4	4	2	33	
24	Murray, Taylor	g	1-6	0-0	4-4	2	2	4	3	6	4	2	0	30	
05	Green, Blair	g	1-2	0-0	0-0	0	0	0	1	2	0	1	0	6	
12	Paschal, Amanda	g	2-5	0-0	1-2	1	1	2	0	5	2	2	0	19	
21	Anyangaligbo, Ogechi	g	1-4	0-0	2-2	2	1	3	2	4	1	2	1	21	
32	Roper, Jaide	g	2-5	1-4	0-0	0	0	0	3	5	1	4	0	22	
Team						1	0	1							
Totals			25-58	7-18	14-16	11	13	24	25	71	12	22	8	15	200

1st FG %:	3-14	21.4%	2nd:	6-13	46.2%	3rd:	9-16	56.3%	4th:	7-15	46.7%	Game:	25-58	43.1%	Deadball	
3FG %:	1-4	25.0%	2-4	50.0%	2-6	33.3%	2-4	50.0%	7-18	38.9%	Rebounds					
FT %:	4-4	100.0%	2-2	100.0%	2-2	100.0%	0-0		0-0			14-16	87.5%	1		

#### Mississippi State 86 • 14-1 (2-0 SEC)

#	Player	r	Total		3-Ptr		Rebounds				PF	TP	A	T	Bk	Stl	Min
			FG	FGA	FT	FTA	Off	Def	Total								
05	Anriel Howard	r	8-14	1-1	4-5	5	7	12	4	21	2	3	1	2	3	36	
55	Chloe Bibby	r	5-14	1-7	7-8	4	3	7	2	18	3	5	1	1	1	37	
15	Teaira McCowan	c	5-10	0-0	3-5	3	7	10	4	13	1	3	0	1	1	22	
10	Jazzmun Holmes	g	2-7	0-0	4-4	4	2	6	3	6	5	4	1	6	3	38	
24	Jordan Denberry	g	7-12	0-0	3-3	2	1	3	2	17	5	4	1	0	0	37	
01	Myah Taylor	g	0-1	0-0	0-0	0	0	0	0	0	0	0	0	0	0	2	
04	Jessica Carter	g	2-4	0-0	0-0	3	1	4	2	4	0	2	1	0	0	15	
23	Bre'Amber Scott	g	2-6	1-3	0-0	0	0	0	0	5	0	1	1	1	1	10	
25	Zion Campbell	g	0-0	0-0	0-0	1	0	1	0	0	0	1	1	0	0	3	
Team						3	2	5	1								
Totals			31-68	3-11	21-25	25	23	48	18	86	16	24	7	11	20	200	

1st FG %:	10-20	50.0%	2nd:	6-17	35.3%	3rd:	8-22	36.4%	4th:	7-9	77.8%	Game:	31-68	45.6%	Deadball	
3FG %:	0-3	0.0%	1-4	25.0%	1-3	33.3%	1-3	33.3%	1-1	100.0%	3-11	27.3%	Rebounds			
FT %:	6-6	100.0%	2-2	100.0%	6-7	85.7%	7-10	70.0%	21-25	84.0%	1					

Officials: Scott Varbrugh, Douglas Knight, Jennifer Rezac  
Technical fouls: Kentucky-None. Mississippi State-TEAM.  
Attendance: 8830  
Technical foul on MSU Head Coach at 3:13 in the 2nd.

Score by periods		1st	2nd	3rd	4th	Total
Kentucky		11	16	22	22	71
Mississippi State		26	15	23	22	86

Last FG - UK 4th-00:48, MS 4th-00:35.  
Largest lead - UK by 2 1st-08:50, MS by 21 4th-03:19.  
UK led for 00:37, MS led for 37:45. Game was tied for 01:38.

Points		In	Off	2nd	Fast	Bench
UK		22	18	12	25	16
MS		48	31	25	12	9

Score tied - 1 time.  
Lead changed - 1 time.

17

### KENTUCKY 73, TENNESSEE 71 - FINAL

Jan. 10, 2019 • Knoxville, Tenn. (Thompson-Boling Arena)



Official Basketball Box Score - Game Totals - Final Statistics  
**Kentucky vs Tennessee**  
01/10/19 7:02 p.m. at Knoxville, Tenn. (Thompson-Boling Arena)



#### Kentucky 73 • 15-2, 2-1 SEC

#	Player	Total			3-Ptr			Rebounds			PF	TP	A	T	Bk	Stl	Min
		FG	FGA	FT	FTA	Off	Def	Total									
03	McKinney, KeKe	r	0-4	0-3	0-0	4	1	5	1	0	2	2	0	1	1	27	
14	Wyatt, Tatyana	r	1-2	0-1	0-0	0	2	2	4	2	0	1	1	0	1	19	
04	Morris, Maci	g	10-16	4-6	3-6	2	1	3	5	27	0	3	1	3	3	31	
10	Howard, Rhyné	g	3-8	0-1	0-0	4	1	5	5	6	1	3	0	1	3	14	
05	Murray, Taylor	g	4-8	0-1	1-1	0	2	2	1	9	1	0	0	0	0	16	
12	Green, Blair	g	1-1	0-0	0-0	0	1	1	0	2	1	1	0	0	0	12	
24	Paschal, Amanda	g	1-8	0-1	2-3	0	3	3	2	4	2	2	0	2	3	30	
21	Anyangaligbo, Ogechi	g	6-7	0-0	1-3	0	3	3	4	13	0	0	0	1	1	24	
32	Roper, Jaide	g	3-8	1-3	3-4	1	0	1	3	10	3	4	0	0	0	27	
Team						3	4	7									
Totals			29-62	5-16	10-17	14	18	32	25	73	10	16	2	10	20	200	

1st FG %:	11-20	55.0%	2nd:	5-15	33.3%	3rd:	9-16	56.3%	4th:	4-11	36.4%	Game:	29-62	46.8%	Deadball	
3FG %:	3-7	42.9%	0-3	0.0%	1-4	25.0%	1-2	50.0%	5-16	31.3%	Rebounds					
FT %:	2-2	100.0%	1-4	25.0%	1-1	100.0%	6-10	60.0%	10-17	58.8%	4					

#### Tennessee 71 • 12-3, 1-2 SEC

#ennessee 71 • 12-3, 1-2 SEC																	
#	Player	Total			3-Ptr			Rebounds			PF	TP	A	T	Bk	Stl	Min
		FG	FGA	FT	FTA	Off	Def	Total									
00	Davis,Rennia	r	5-12	2-5	0-1	6	3	9	2	12	2	4	0	2	3	27	
15	Green,Cheridene	r	3-10	0-0	2-6	8	7	15	3	8	4	2	1	0	0	28	
02	Westbrook,Evinia	g	7-15	1-1	5-5	2	4	6	4	20	3	8	1	2	1	37	
10	Jackson,Meme	g	1-7	1-4	5-6	1	0	1	5	8	6	3	0	3	3	31	
14	Green,Zaay	g	4-10	0-4	1-3	2	2	4	4	9	1	1	0	0	0	32	
04	Collins,Mimi	g	4-7	0-0	3-4	4	0	4	0	11	0	0	1	0	0	14	
11	Kushitua,Kasiyahna	g	0-0	0-0	1-2	0	2	2	2	1	0	0	0	0	0	4	
12	Burrell,Rae	g	1-3	0-1	0-2	1	3	4	0	2	1	1	0	1	0	13	
13	Massengill,Jazmine	g	0-2	0-0	0-0	0	0	0	0	0	0	1	0	0	0	9	
Totals			25-66	4-15	17-29	28	22	50	21	71	17	19	4	7	20	200	

1st FG %:	5-18	27.8%	2nd:	5-19	26.3%	3rd:	7-13	53.8%	4th:	8-16	50.0%	Game:	25-66	37.9%	Deadball	
3FG %:	0-4	0.0%	0-3	0.0%	2-3	66.7%	2-5	40.0%	4-15	26.7%	Rebounds					
FT %:	6-8	75.0%	7-7	100.0%	2-5	40.0%	7-9	77.8%	17-29	58.6%	7					

Officials: Beverly Roberts, Cameron Inouye, Eric Koch  
Technical fouls: Kentucky-None. Tennessee-None.  
Attendance: 8145

Score by periods		1st	2nd	3rd	4th	Total
Kentucky		27	11	20	15	73
Tennessee		16	12	18	25	71

Last FG - UK 4th-00:55, UT 4th-00:02.  
Largest lead - UK by 17 1st-04:27, UT None.  
UK led for 39:29, UT led for 00:00. Game was tied for 00:24.

Points		In	Off	2nd	Fast	Bench
Kentucky		20	22	13	25	16
Tennessee		36	15	20	6	14

Score tied - 0 times.  
Lead changed - 0 times.

18

### KENTUCKY 49, OLE MISS 55 - FINAL

Jan. 13, 2019 • Lexington, Ky. (Memorial Coliseum)



Official Basketball Box Score - Game Totals - Final Statistics  
**Ole Miss vs Kentucky**  
01/13/19 1:02pm at Memorial Coliseum, Lexington, Ky.



#### Ole Miss 55 • 7-11 (1-3 SEC)

#	Player	FG		3-Ptr		Rebounds		PF	TP	A	T	Bk	Stl	Min
		Total	FGA	FT	FTA	Off	Def							
33	Salter, La'Karis	r	6-13	0-2	0-0	3	7	10	2	12	3	2	3	27
03	Kid, Rami	g	1-4	1-3	0-0	0	4	4	1	3	2	6	1	2
05	Allen, Crystal	g	7-17	4-10	10-10	2	1	3	3	28	1	4	1	3
21	Smith, Taylor	g	0-3	0-0	0-0	1	1	2	1	0	1	1	0	0
23	Sessom, Shandricka	g	2-8	0-4	2-3	0	6	6	2	6	1	2	1	3
00	Crawford, Gabby	g	0-0	0-0	0-0	0	2	2	0	0	0	0	0	0
01	Dunlap, Jhileiya	g	0-1	0-0	0-0	0	1	1	1	0	1	2	0	0
10	Muhate, Cecilia	g	1-4	0-0	0-0	5	5	2	2	2	1	1	0	0
20	Dozier, Shannon	g	2-3	0-0	0-0	1	1	2	1	4	0	1	0	0
00	Dozier, Shannon Team					1	3	4						13



Kentucky Women's Basketball  
Kentucky Combined Team Statistics (as of Jan 18, 2019)  
All games



RECORD:	OVERALL	HOME	AWAY	NEUTRAL
ALL GAMES	16-3	11-1	2-2	3-0
CONFERENCE	3-2	1-1	2-1	0-0
NON-CONFERENCE	13-1	10-0	0-1	3-0

#	Player	gp-gs	min	avg	Total		3-Point		F-Throw		Rebounds				pf	dq	a	to	blk	stl	pts	avg
					fg-fga	fg%	3fg-fga	3fg%	ft-fta	ft%	off	def	tot	avg								
04	Morris, Maci	18-18	499	27.7	107-238	.450	49-103	.476	43-52	.827	7	52	59	3.3	52	1	21	36	12	27	306	17.0
10	Howard, Rhyne	18-18	514	28.6	107-236	.453	43-106	.406	47-63	.746	52	76	128	7.1	44	1	50	46	16	40	304	16.9
24	Murray, Taylor	18-17	541	30.1	81-166	.488	7-28	.250	52-58	.897	33	26	59	3.3	32	0	68	26	1	64	221	12.3
32	Roper, Jaida	19-2	425	22.4	53-117	.453	20-53	.377	40-49	.816	10	23	33	1.7	39	0	55	35	1	16	166	8.7
05	Green, Blair	19-0	360	18.9	49-114	.430	9-25	.360	13-13	1.000	9	33	42	2.2	35	1	11	28	5	13	120	6.3
14	Wyatt, Tatyana	18-18	333	18.5	37-94	.394	5-15	.333	21-40	.525	29	37	66	3.7	56	3	4	20	7	10	100	5.6
03	McKinney, KeKe	19-19	473	24.9	38-102	.373	9-34	.265	11-21	.524	37	59	96	5.1	37	0	21	32	22	24	96	5.1
12	Paschal, Amanda	19-2	376	19.8	22-73	.301	4-11	.364	29-39	.744	20	26	46	2.4	18	0	35	22	1	15	77	4.1
21	Anyagalligbo, Ogechi	16-1	228	14.3	25-54	.463	0-0	.000	4-12	.333	23	33	56	3.5	27	0	7	16	5	8	54	3.4
23	Roach, Kameron	13-0	54	4.2	4-19	.211	1-2	.500	1-2	.500	5	5	10	0.8	8	0	5	7	0	5	10	0.8
00	Halsel, LaShae	9-0	22	2.4	2-6	.333	0-1	.000	0-0	.000	1	1	2	0.2	1	0	0	0	0	0	4	0.4
Team											37	32	69					2				
Total.....		19	3825		525-1219	.431	147-378	.389	261-349	.748	263	403	666	35.1	349	6	277	270	70	222	1458	76.7
Opponents.....		19	3825		405-1005	.403	82-277	.296	198-317	.625	231	450	681	35.8	371	-	234	446	73	123	1090	57.4

TEAM STATISTICS	UK	OPP
SCORING	1458	1090
Points per game	76.7	57.4
Scoring margin	+19.4	-
FIELD GOALS-ATT	525-1219	405-1005
Field goal pct	.431	.403
3 POINT FG-ATT	147-378	82-277
3-point FG pct	.389	.296
3-pt FG made per game	7.7	4.3
FREE THROWS-ATT	261-349	198-317
Free throw pct	.748	.625
F-Throws made per game	13.7	10.4
REBOUNDS	666	681
Rebounds per game	35.1	35.8
Rebounding margin	-0.8	-
ASSISTS	277	234
Assists per game	14.6	12.3
TURNOVERS	270	446
Turnovers per game	14.2	23.5
Turnover margin	+9.3	-
Assist/turnover ratio	1.0	0.5
STEALS	222	123
Steals per game	11.7	6.5
BLOCKS	70	73
Blocks per game	3.7	3.8
ATTENDANCE	50232	34616
Home games-Avg/Game	12-4186	4-8053
Neutral site-Avg/Game	-	3-801

Date	Opponent		Score	Att.
11/07/18	ALABAMA STATE	w	87-35	3676
11/11/18	SOUTHERN UNIVERSITY	w	91-41	3870
@ 11/15/18	VIRGINIA	w	63-51	4989
11/18/18	HIGH POINT	w	71-49	4064
! 11/22/18	vs USF	w	85-63	874
! 11/23/18	vs UCLA	Wot	75-74	715
! 11/24/18	vs North Carolina	w	85-75	814
11/28/18	MOREHEAD STATE	w	87-57	3912
12/06/18	RHODE ISLAND	w	75-52	3744
12/09/18	at Louisville	L	75-80	13786
12/15/18	MIDDLE TENNESSEE	w	72-55	5076
12/18/18	WESTERN CAROLINA	w	99-39	3903
12/21/18	MURRAY STATE	w	88-49	4312
12/29/18	SACRED HEART	w	71-43	4079
* 01/03/19	VANDERBILT	w	77-55	4030
* 01/06/19	at Mississippi State	L	71-86	8830
* 01/10/19	at Tennessee	w	73-71	8145
* 01/13/19	OLE MISS	L	49-55	4577
* 01/17/19	at LSU	w	64-60	1452

\* = Conference game

@ = Rupp Arena - Lexington, Ky.

! = 2018 Paradise Jam (St. Thomas, Virgin Island - UVI Sports & Fitness Center)

Score by Periods	1st	2nd	3rd	4th	OT	Totals
Kentucky	364	355	382	348	9	1458
Opponents	282	217	279	304	8	1090





Kentucky Women's Basketball  
Kentucky Combined Team Statistics (as of Jan 18, 2019)  
SEC games only



RECORD:	OVERALL	HOME	AWAY	NEUTRAL
ALL GAMES	3-2	1-1	2-1	0-0
CONFERENCE	3-2	1-1	2-1	0-0
NON-CONFERENCE	0-0	0-0	0-0	0-0

#	Player	gp-gs	min	avg	Total		3-Point		F-Throw		Rebounds				pf	dq	a	to	blk	stl	pts	avg
					fg-fga	fg%	3fg-fga	3fg%	ft-fa	ft%	off	def	tot	avg								
04	Morris, Maci	4-4	122	30.5	29-53	.547	12-21	.571	11-16	.688	3	9	12	3.0	14	1	1	9	4	8	81	20.3
10	Howard, Rhyne	4-4	111	27.8	21-54	.389	9-30	.300	6-8	.750	14	11	25	6.3	14	1	16	13	3	9	57	14.3
32	Roper, Jaida	5-2	131	26.2	12-31	.387	3-16	.188	13-17	.765	1	4	5	1.0	13	0	16	17	0	5	40	8.0
05	Green, Blair	5-0	86	17.2	14-24	.583	2-6	.333	1-1	1.000	2	6	8	1.6	6	0	3	7	0	3	31	6.2
21	Anyagiligbo, Ogechi	5-0	88	17.6	13-22	.591	0-0	.000	4-7	.571	5	10	15	3.0	10	0	2	10	3	3	30	6.0
24	Murray, Taylor	4-3	113	28.3	8-32	.250	0-7	.000	8-8	1.000	5	7	12	3.0	6	0	7	3	0	14	24	6.0
14	Wyatt, Tatyana	5-5	87	17.4	11-19	.579	2-3	.667	3-7	.429	6	8	14	2.8	22	2	1	7	3	1	27	5.4
03	McKinney, KeKe	5-5	131	26.2	11-28	.393	3-9	.333	1-4	.250	9	16	25	5.0	12	0	7	10	5	5	26	5.2
12	Paschal, Amanda	5-2	121	24.2	6-28	.214	1-5	.200	3-5	.600	4	8	12	2.4	8	0	9	11	0	4	16	3.2
23	Roach, Kameron	3-0	9	3.0	1-3	.333	0-0	.000	0-0	.000	1	0	1	0.3	1	0	2	1	0	0	2	0.7
00	Haisel, LaShae	1-0	1	1.0	0-0	.000	0-0	.000	0-0	.000	0	0	0	0.0	0	0	0	0	0	0	0	0.0
Team											5	8	13					1				
Total.....		5	1000		126-294	.429	32-97	.330	50-73	.685	55	87	142	28.4	106	4	64	89	18	52	334	66.8
Opponents.....		5	1000		119-278	.428	18-63	.286	71-103	.689	84	114	198	39.6	87	-	69	112	21	47	327	65.4

TEAM STATISTICS	UK	OPP
SCORING	334	327
Points per game	66.8	65.4
Scoring margin	+1.4	-
FIELD GOALS-ATT	126-294	119-278
Field goal pct	.429	.428
3 POINT FG-ATT	32-97	18-63
3-point FG pct	.330	.286
3-pt FG made per game	6.4	3.6
FREE THROWS-ATT	50-73	71-103
Free throw pct	.685	.689
F-Throws made per game	10.0	14.2
REBOUNDS	142	198
Rebounds per game	28.4	39.6
Rebounding margin	-11.2	-
ASSISTS	64	69
Assists per game	12.8	13.8
TURNOVERS	89	112
Turnovers per game	17.8	22.4
Turnover margin	+4.6	-
Assist/turnover ratio	0.7	0.6
STEALS	52	47
Steals per game	10.4	9.4
BLOCKS	18	21
Blocks per game	3.6	4.2
ATTENDANCE	8607	18427
Home games-Avg/Game	2-4304	3-6142
Neutral site-Avg/Game	-	0-0

Date	Opponent		Score	Att.
* 01/03/19	VANDERBILT	w	77-55	4030
* 01/06/19	at Mississippi State	L	71-86	8830
* 01/10/19	at Tennessee	w	73-71	8145
* 01/13/19	OLE MISS	L	49-55	4577
* 01/17/19	at LSU	w	64-60	1452

\* = Conference game  
@ = Rupp Arena - Lexington, Ky.  
! = 2018 Paradise Jam (St. Thomas, Virgin Island - UVI Sports & Fitness Center)

Score by Periods	1st	2nd	3rd	4th	Totals
Kentucky	92	65	101	76	334
Opponents	77	56	95	99	327