



CRIMSON TIDE

BASKETBALL

20 NCAA Appearances » 13 Combined SEC Titles » 2nd in SEC History in Total League Wins » 2nd in SEC History in Winning Percentage

A GAME 13 UK ALABAMA VS 13/14 KENTUCKY

JANUARY 5, 2019 / NOON CT

TUSCALOOSA, ALA. / COLEMAN COLISEUM (15,328)

TV: ESPN

(Play-By-Play: Dan Shulman, Analyst: Jay Bilas)

RADIO: CTSN | SIRIUS/XM

(Play-By-Play: Chris Stewart, Analyst: Bryan Passink) | Sirius/XM Channel 134/190

CRIMSON TIDE

2018-19 Record	9-3
2018-19 SEC Record	0-0
Leading Scorer	Kira Lewis Jr. (15.0)
Leading Rebounder	Donta Hall (8.2)
Leader in Assists	Kira Lewis Jr. (3.1)
Head Coach	Avery Johnson
Record at Alabama (Years)	66-49 (4th)
Career Record (Years)	320-235 (11th)

WILDCATS

2018-19 Record	10-2
2018-19 SEC Record	0-0
Leading Scorer	Keldon Johnson (16.4)
Leading Rebounder	PJ Washington (8.4)
Leader in Assists	Ashton Hagans (3.1)
Head Coach	John Calipari
Record at Kentucky (Years)	285-66 (10th)
Career Record (Years)	730-206 (27th)

NUGGETS YOU NEED TO KNOW

- Alabama will open SEC play on Saturday when it takes on No. 13/14 Kentucky. It will mark the only game played during the regular season between the two teams.
- Saturday's contest will mark the first time Kentucky has played in Tuscaloosa since Feb. 11, 2016. In fact, it's only the sixth time in the last 19 games played between the two teams that the Wildcats have invaded Coleman Coliseum.
- The Crimson Tide is riding a four-game winning streak heading into SEC play, as it closed the month of December by winning each of its final four contests. The stretch began with a 76-73 win over Arizona on Dec. 9. That was followed by an 84-75 victory vs. Liberty, which was played in Huntsville, Ala., and a 73-64 triumph over Penn State on Dec. 21. Most recently, UA captured its first true road win by toppling Stephen F. Austin, 79-69, on Dec. 30.
- Saturday's game marks the 150th contest played between Alabama and Kentucky – the fifth-most games played against any one opponent in UA men's basketball history. The Wildcats own a 112-37 edge in the all time series, including having won 10 straight games overall, 12 of the last 13 and 17 of the last 19 contests between the two teams.
- With one more block, senior Donta Hall will become just the seventh player in program history to record 200 blocks for his career. He enters the UK game with 199 career swats, which is the most of any player currently playing in the SEC.
- Alabama will play its first SEC road contest when it travels to Baton Rouge, La., to take on the LSU Tigers on Tuesday, Jan. 8, at the Pete Maravich Assembly Center. The contest will tip off at 8 p.m. CT and will be televised on SEC Network.

2018-19 SCHEDULE

Opponent	TV	Time (CT)/Result
OCTOBER		
30 MONTEVALLO (EXH.)	SEC Network+	W, 82-40
NOVEMBER		
6 SOUTHERN	SEC Network+	W, 82-62
11 APPALACHIAN STATE ¹	SEC Network	W, 81-73
15 vs. Northeastern ²	ESPNU	L, 52-68
16 vs. Ball State ²	ESPNU	W, 79-61
18 vs. Wichita State ²	ESPNU	W, 90-86
26 MURRAY STATE	SEC Network+	W, 78-72
29 at UCF	ESPNU	L, 64-70
DECEMBER		
4 GEORGIA STATE	SEC Network+	L, 80-83
9 ARIZONA	ESPN	W, 76-73
18 vs. Liberty ³	SEC Network+	W, 84-75
21 PENN STATE	SEC Network	W, 73-64
30 at Stephen F. Austin	ESPNU	W, 79-69
JANUARY		
5 ^{13/14} KENTUCKY*	ESPN	Noon
8 at LSU*	SEC Network	8 p.m.
12 TEXAS A&M*	SEC Network	2:30 p.m.
16 at Missouri*	SEC Network	8 p.m.
19 at Tennessee*	ESPN/ESPN2/ESPNU	1 p.m.
22 OLE MISS*	ESPN/ESPNU	8 p.m.
26 at Baylor ⁴	ESPN/ESPN2/ESPNU	11 a.m.
29 MISSISSIPPI STATE*	SEC Network	7:30 p.m.
FEBRUARY		
2 at Auburn*	ESPN/ESPN2/ESPNU	7 p.m.
6 GEORGIA*	SEC Network	8 p.m.
9 at Vanderbilt*	SEC Network	7:30 p.m.
12 at Mississippi State*	SEC Network	8 p.m.
16 FLORIDA*	ESPN/ESPN2/ESPNU	1 p.m.
19 at Texas A&M*	SEC Network	8 p.m.
23 VANDERBILT*	ESPN/ESPN2/ESPNU	5 p.m.
26 at South Carolina*	ESPN/ESPN2/ESPNU	6 p.m.
MARCH		
2 LSU*	ESPN/ESPN2	11 a.m.
5 AUBURN*	ESPN/ESPN2	
	ESPNU/SEC Network	8 p.m.
9 at Arkansas*	SEC Network	5 p.m.
13-17 at SEC Tournament ⁵	TBA	TBA

- 1 Charleston Classic (Tuscaloosa, Ala.)
- 2 Charleston Classic (Charleston, S.C.)
- 3 Rocket City Classic (Huntsville, Ala.)
- 4 SEC/Big12 Challenge
- 5 SEC Tournament (Nashville, Tenn.)

* Southeastern Conference game
BOLD indicates home game
 Rankings listed are AP/Coaches

2018-19 OVERALL • 9-3 / SEC • 0-0 / HOME • 5-1 / AWAY • 1-1 / NEUTRAL • 3-1
 PREVIOUS GAME STARTERS HIGHLIGHTED IN SHADED BOX

0		DONTA HALL						LAST GAME: 12 pts, 14 rebs, 3 blks at SFA NOTES: Leads UA in rebounds & blocks, 3rd in scoring ... avg. 14.2 ppg & 9.8 rpg over last 6 contests ... scored career-high 21 pts and had season-high 4 blocks vs. Liberty ... has 20 pts in season opener vs. Southern ... team high 9 double-figure scoring games and 5 double-doubles on the year ... SEC All-Defensive team as a junior.	SEASON HIGHS Pts: 21 vs. Liberty (12/18/18) Rebs: 14 at SFA (12/30/18) Asts: 2 vs. Northeastern (11/15/18) Blks: 4 2x, last vs. Penn State (12/21/18)
		F • 6-9 • 230 • Sr. • Luverne, Ala.							
		PPG	RPG	APG	SPG	BPG	MPG		
		11.1	8.2	0.8	0.4	2.3	24.9		
1		RILEY NORRIS						LAST GAME: 14 pts, 1 reb at SFA NOTES: Leads team with 114 career games ... sat out first five games due to a medical procedure ... season-high 14 pts and 20 mins at SFA ... had 7 pts & 18 mins vs Penn State ... 4 rebs in 15 mins in the win over Liberty ... last season he played in nine games on the season before earning a medical redshirt with hip injury.	SEASON HIGHS Pts: 14 at SFA (12/30/18) Rebs: 4 vs. Liberty (12/18/18) Asts: NA Stls: NA
		G/F • 6-7 • 212 • Gr. • Albertville, Ala.							
		PPG	RPG	APG	SPG	BPG	MPG		
		6.5	2.8	0.0	0.3	0.0	15.0		
2		KIRA LEWIS JR.						LAST GAME: 17 pts, 8 asts at SFA NOTES: SEC Freshman of the Week (Dec. 10) ... leads team in scoring, assists, 3-pt FG% and FT% ... career high 24 pts vs. Wichita State ... had 21 pts vs. App State ... had 20 pts and hit 4 threes vs. Arizona ... has team-high 4 20-point scoring games ... 17 pts and career-high 8 asts at SFA ... second-youngest player in the country (April 6, 2001).	SEASON HIGHS Pts: 24 vs. Wichita State (11/18/18) Rebs: 4 2x, last vs. Wichita St. (11/18/18) Asts: 8 at SFA (12/30/18) Stls: 3 vs. Ball State (11/16/18)
		G • 6-3 • 167 • Fr. • Meridianville, Ala.							
		PPG	RPG	APG	SPG	BPG	MPG		
		15.0	2.3	3.1	0.8	0.3	31.0		
3		ALEX REESE						LAST GAME: 9 mins at SFA NOTES: Scored a career high 19 pts vs. Wichita State ... had 15 pts and season highs of 8 rebs & 3 stls vs. Arizona ... added 14 pts off the bench vs. UCF ... had nine points against Georgia State and Murray State ... second on team in FT% (.793) and fourth in threes made and attempted ... named SEC First Year Academic Honor Roll in 2017-18.	SEASON HIGHS Pts: 19 vs. Wichita State (11/18/18) Rebs: 8 vs. Arizona (12/9/18) Asts: 3 vs. Arizona (12/9/18) Stls: 2 3x, last vs. Arizona (12/9/18)
		F • 6-9 • 238 • So. • Pelham, Ala.							
		PPG	RPG	APG	SPG	BPG	MPG		
		7.3	2.2	0.8	0.8	0.3	14.7		
4		DANIEL GIDDENS						LAST GAME: DNP at SFA NOTE: 2018-19: Has seen action in 4 games. 2017-18: Saw action in 34 games, making 18 starts ... ranked second on the team in blocks (1.0 bpg) ... registered a career-high 13 points while leading the team in blocks (3) vs. Mississippi State (1/20) ... scored 12 points while totaling six rebounds in the win vs. Rhode Island (12/6).	SEASON HIGHS Pts: 4 vs. App State (11/11/18) Rebs: 6 vs. Southern (11/6/18) Asts: 1 vs. Northeastern (11/15/18) Blks: NA
		F/C • 6-11 • 247 • Jr. • Mableton, Ga.							
		PPG	RPG	APG	SPG	BPG	MPG		
		1.8	3.0	0.0	0.0	0.0	6.5		
5		AVERY JOHNSON JR.						LAST GAME: 2 pts, 2 asts at SFA NOTE: Has seen action in all 12 gms this season and has played in 82 consecutive games at Alabama to lead all players, not missing a game since the beginning of his sophomore season ... named to SEC Academic Honor Roll a year ago ... had season high 5 rebs and 3 asts in season opener vs. Southern.	SEASON HIGHS Pts: 4 vs. Murray State (11/26/18) Rebs: 5 vs. Southern (11/6/18) Asts: 3 vs. Southern (11/6/18) Stls: 1 4x, last vs. Arizona (12/9/18)
		G • 5-11 • 187 • Gr. • Houston, Texas							
		PPG	RPG	APG	SPG	BPG	MPG		
		1.4	1.2	1.0	0.3	0.0	11.0		
10		HERBERT JONES						LAST GAME: 5 pts, 3 rebs at SFA NOTE: Has taken a team-high 14 charges this season after setting school record in the category a year ago (23) ... leads UA in steals & third in rebounding ... season-high 13 pts vs. Ball State & Wichita State ... 10 pts & 4 stls vs. App State ... named to SEC First Year Academic Honor Roll and earned team's Outstanding Defensive Player a year ago.	SEASON HIGHS Pts: 13 2x, last vs. Wichita State (11/18/18) Rebs: 9 vs. Southern (11/6/18) Asts: 4 2x, last vs. Murray State (11/11/18) Stls: 4 vs. App State (11/11/18)
		G • 6-7 • 206 • So. • Greensboro, Ala.							
		PPG	RPG	APG	SPG	BPG	MPG		
		7.3	4.5	1.8	1.1	0.8	24.3		
12		DAZON INGRAM						LAST GAME: 8 pts, 8 rebs, 3 asts at SFA NOTE: Played in 87 career games with 75 starts to lead UA in the category ... season highs of 17 pts & 8 rebs vs. Georgia State ... had 11 pts & 5 asts vs. Ball State ... played in 35 contests, making 33 starts last year ... career-high 22 points along with nine boards vs. Louisiana Tech (11/29/17).	SEASON HIGHS Pts: 17 vs. Georgia State (12/4/18) Rebs: 8 3x, last at SFA (12/30/18) Asts: 5 2x, last vs. Wichita St. (11/18/18) Stls: 3 at UCF (11/29/17)
		G • 6-5 • 210 • Jr. • Theodore, Ala.							
		PPG	RPG	APG	SPG	BPG	MPG		
		8.2	4.8	2.2	0.5	0.2	22.4		
13		JAVIAN DAVIS-FLEMING						LAST GAME: DNP at SFA NOTE: Missed games while recovering from injury ... listed as a four-star by ESPN and a three-star by 247Sports.com ... ranked as the No. 2 player in his state and No. 17 center in the nation (ESPN) ... first team all-state by USA Today in 2018 after he averaged 17 points, 12 rebounds and two blocks per game.	SEASON HIGHS Pts: Rebs: Asts: Stls:
		F • 6-9 • 268 • Fr. • Canton, Miss.							
		PPG	RPG	APG	SPG	BPG	MPG		
		0.0	0.0	0.0	0.0	0.0	0.0		
23		JOHN PETTY JR.						LAST GAME: 6 pts, 8 rebs at SFA NOTE: Second on team in scoring and rebounds while ranking third in double-figure scoring games (7) and assists (22) ... season-high 17 pts vs. Southern & Northeastern ... had 16 pts & 7 rebs vs. Murray State ... added 16 pts vs. Liberty ... last season, his 90 made 3s on 242 attempts a year ago set a UA freshman record.	SEASON HIGHS Pts: 17 2x, last vs. Northeastern (11/15/18) Rebs: 8 2x, last at SFA (12/30/18) Asts: 7 vs. Ball State (11/16/18) Stls: 1 2x, last vs. Northeastern (11/15/18)
		G • 6-5 • 197 • So. • Huntsville, Ala.							
		PPG	RPG	APG	SPG	BPG	MPG		
		11.1	5.2	2.1	0.4	0.4	31.8		
24		LAWSON SCHAFFER						LAST GAME: DNP at SFA NOTE: Has seen action in 2 contests on the season and 49 games throughout his career ... has note recorded any stats this season ... played in 9 gms as a junior ... recorded a career-high 14 minutes off the bench collecting three assists and a steal vs. Florida (2/27/18) ... tied career high with five points in 11 minutes off the bench against Memphis (11/10/17).	SEASON HIGHS Pts: NA Rebs: NA Asts: NA Blks: NA
		G • 5-11 • 168 • Sr. • Cullman, Ala.							
		PPG	RPG	APG	SPG	BPG	MPG		
		0.0	0.0	0.0	0.0	0.0	2.5		
30		GALVIN SMITH						LAST GAME: 3 pts, 2 rebs at SFA NOTE: Has played in all 11 games and made seven starts on the year ... scored a season-high 10 pts in season opener vs. Southern ... added 8 pts & 3 rebs in 17 mins off the bench vs. Arizona ... 8 pts and season-high 5 rebs vs. Ball State ... named SEC First Year Academic Honor Roll last season after playing in 33 games as a true freshman.	SEASON HIGHS Pts: 10 vs. Southern (11/6/18) Rebs: 5 vs. Ball State (11/16/18) Asts: 1 2x, last vs. Arizona (12/9/18) Blks: 2 vs. Georgia State (12/4/18)
		F • 6-9 • 245 • So. • Clinton, Miss.							
		PPG	RPG	APG	SPG	BPG	MPG		
		4.1	2.5	0.2	0.0	0.6	14.8		
34		TEVIN MACK						LAST GAME: 12 pts, 2 rebs at SFA NOTE: Scored in double figures in 4 of last 5 gms & is averaging 10.4 ppg over the stretch ... season-high 20 pts vs. Ball State ... 10 pts & 6 rebs vs. Southern in UA debut ... had 12 pts vs. Georgia State and Arizona ... owns 6 double-digit scoring gms ... transferred from Texas where he played 48 gms & scored double-digit points 16 times.	SEASON HIGHS Pts: 20 vs. Ball State (11/16/18) Rebs: 6 2x, last vs. Arizona (12/9/18) Asts: 2 3x, last vs. Liberty (12/18/18) Stls: 1 vs. Georgia State (12/4/18)
		F • 6-6 • 225 • Jr. • Columbia, S.C.							
		PPG	RPG	APG	SPG	BPG	MPG		
		8.9	3.2	0.7	0.2	0.3	19.1		

ALABAMA	VS.	KENTUCKY
2018-19	Season	2018-19
9-3	Overall	10-2
0-0	Conference	0-0
76.5	PPG	83.1
71.3	OPP PPG	69.4
+5.2	Margin	+13.7
.457	FG%	.493
.442	FG% DEF	.423
.340	3PT%	.360
.351	3PT% DEF	.380
.678	FT%	.744
39.0	RPG	39.3
32.2	OPP RPG	27.6
+6.7	Margin	+11.8
12.8	APG	14.6
13.8	TOs PG	14.2
5.2	BPG	5.8
4.6	SPG	6.6

SERIES HISTORY

Overall Series Record.....	Kentucky leads, 112-37
Last Five Contests.....	Kentucky leads, 5-0
Last 10 Contests.....	Kentucky leads, 10-0
At Kentucky.....	Kentucky leads, 57-10 (streak: lost 8)
At Alabama.....	Kentucky leads, 31-23 (streak: lost 3)
At Coleman Coliseum.....	Kentucky leads, 20-17
Neutral Site.....	Kentucky leads, 27-5
Series Streak.....	Kentucky won 10
Last Meeting.....	March 10, 2018 in St. Louis, Mo. (UK won, 86-63)

ABOUT KENTUCKY

- Kentucky, the preseason pick to win the Southeastern Conference, comes into its league opener with a record of 10-2 on the season. Most recently, the Wildcats captured their third consecutive victory with a 71-58 win at Louisville on Dec. 29. Freshman guard Tyler Herro finished with a game-high 24 points to lead UK, ending the night 10-of-13 from the field and 4-of-6 from beyond the arc.
- Freshman guard Keldon Johnson leads four players who average in double digits with 16.4 ppg, while also topping the team in three-point shooting (43.2 percent on 19-of-44 shots from beyond the arc) and minutes per game (31.4). Graduate senior Reid Travis (14.6 ppg), Herro (13.3 ppg) and sophomore PJ Washington (12.6 ppg) all average in double figures. Washington also leads UK in rebounding (8.4 rpg) and blocks (16).
- As a team, UK is shooting 49.3 percent from the field, 36.0 percent from beyond the arc and 74.4 percent from the charity stripe, all while outscoring teams by an average of 13.7 points per contest (83.1-69.4). The Wildcats enter the game at Alabama as one of the top rebounding teams in the nation and leads the SEC in both rebounding defense (27.6) and rebound margin (+11.7, 39.3-27.6).
- Kentucky head coach John Calipari comes into Saturday's game with an all-time record of 730-206 (.780) in his 27th season at the helm of the men's basketball program. Now in his 10th season at UK, Calipari owns a record of 285-66 (.812). Calipari has led his teams to great success, having secured 25 consecutive 20-win seasons coming into the 2018-19 campaign.

ASSOCIATED PRESS POLL

WEEK NINE (DEC. 31)

Rank	Team (FPV)	2018-19 Record	Points
1	Duke (35)	11-1	1530
2	Michigan (9)	13-0	1478
3	Tennessee (12)	11-1	1469
4	Virginia (4)	11-0	1428
5	Kansas (4)	11-1	1378
6	Nevada	13-0	1317
7	Gonzaga	12-2	1200
8	Michigan State	11-2	1146
9	Florida State	11-1	1063
10	Virginia Tech	11-1	934
11	Texas Tech	11-1	893
12	Auburn	11-2	820
13	Kentucky	10-2	799
14	Ohio State	12-1	769
15	North Carolina	9-3	744
16	Marquette	11-2	595
17	Mississippi State	12-1	572
18	NC State	12-1	424
19	Houston	13-0	368
20	Buffalo	12-1	353
21	Indiana	11-2	330
22	Wisconsin	10-3	250
23	Oklahoma	11-1	244
24	Nebraska	11-2	204
25	Iowa	11-2	182

Others receiving votes: Arizona State 116, Kansas State 61, Villanova 43, Seton Hall 24, TCU 20, Cincinnati 14, Iowa State 10, **Florida 6**, Purdue 6, Toledo 5, Louisville 3, North Texas 1, St. John's 1.

USA TODAY/COACHES POLL

WEEK NINE (DEC. 31)

Rank	Team (FPV)	2018-19 Record	Points
1	Duke (10)	11-1	759
2	Virginia (11)	11-0	757
3	Tennessee (7)	11-1	734
4	Michigan (4)	13-0	729
5	Nevada	13-0	655
6	Kansas	11-1	643
7	Michigan State	11-2	593
8	Gonzaga	12-2	577
9	Florida State	11-1	518
10	Virginia Tech	11-1	490
11	Texas Tech	11-1	442
12	Ohio State	12-1	413
13	Auburn	11-2	403
14	Kentucky	10-2	391
15	North Carolina	9-3	374
16	Mississippi State	12-1	299
17	Houston	13-0	233
18	Marquette	11-2	211
19	NC State	12-1	179
20	Buffalo	12-1	134
	Iowa	11-2	134
22	Indiana	11-2	128
23	Wisconsin	10-3	117
	Nebraska	11-2	117
25	Oklahoma	11-1	96

Others receiving votes: Arizona State 71, Villanova 37, Cincinnati 34, TCU 27, Kansas State 26, Iowa State 23, Seton Hall 18, **Florida 12**, UCF 9, Purdue 7, Furman 5, North Texas 3, St. John's 1, Toledo 1

2018-19 Opponents in BOLD

SOCIAL MEDIA:



Follow us on Twitter and Instagram @AlabamaMBB



Like us on Facebook at AlabamaMBB

Follow **ALABAMA MEN'S BASKETBALL** on the social media sites listed for up-to-date news, exclusive content and more.

LAST TIME OUT: ALABAMA 79, SFA 69 (NACOGDOCHES, TEXAS - WILLIAM R. JOHNSON COLISEUM)



Official Basketball Box Score -- Game Totals -- Final Statistics
Alabama vs SFA
 12/30/18 5:00 pm at Nacogdoches, Texas (Johnson Arena)



Alabama 79 • 9-3

#	Player	Total			3-Ptr			Rebounds			PF	TP	A	TO	Blk	Stl	Min
		FG-FGA	FG-FGA	FT-FTA	FG-FGA	FG-FGA	FT-FTA	Off	Def	Tot							
00	Hall, Donta	f	6-7	0-0	0-0	3	11	14	0	12	0	0	3	0	33		
02	Lewis Jr., Kira	g	4-12	2-6	7-8	2	0	2	2	17	8	3	0	1	31		
10	Jones, Herbert	g	1-3	0-1	3-4	1	1	2	4	5	1	3	0	1	14		
23	Petty, John	g	2-7	2-6	0-0	1	7	8	0	6	0	2	1	0	34		
34	Mack, Tevin	g	5-10	2-7	0-0	1	1	2	1	12	1	1	0	1	24		
01	Norris, Riley	g	5-10	4-7	0-0	3	3	6	1	14	0	0	0	0	19		
03	Reese, Alex	g	0-1	0-1	0-0	0	0	0	0	0	0	1	0	0	5		
05	Johnson Jr, Avery	g	1-4	0-1	0-0	0	0	0	2	2	2	2	0	0	10		
12	Ingram, Dazon	g	2-5	1-2	3-6	2	6	8	3	8	3	3	0	0	22		
30	Smith, Galin	g	1-2	0-0	1-2	1	1	2	0	3	0	0	0	0	8		
	Team					3	0	3				3					
Totals			27-61	11-31	14-20	17	30	47	13	79	15	18	4	3	200		

FG % 1st Half: 16-36 44.4% 2nd half: 11-25 44.0% Game: 27-61 44.3% Deadball Rebounds 3
 3FG % 1st Half: 7-19 36.8% 2nd half: 4-12 33.3% Game: 11-31 35.5%
 FT % 1st Half: 2-2 100.0 2nd half: 12-18 66.7% Game: 14-20 70.0%

SFA 69 • 7-5

#	Player	Total			3-Ptr			Rebounds			PF	TP	A	TO	Blk	Stl	Min
		FG-FGA	FG-FGA	FT-FTA	FG-FGA	FG-FGA	FT-FTA	Off	Def	Tot							
03	Mitchell Seraille	f	0-2	0-0	0-0	1	2	3	2	0	0	2	1	0	15		
04	Davonte Fitzgerald	f	2-10	0-3	0-0	0	3	3	4	4	0	0	2	2	32		
23	Nathan Bain	f	1-1	0-0	0-0	0	3	3	4	2	1	2	0	0	20		
01	Kevon Harris	g	7-12	2-6	2-3	0	4	4	1	18	1	0	1	1	39		
05	Shannon Bogues	g	8-19	3-8	2-2	0	2	2	3	21	1	5	0	3	38		
02	Jock Hughes	g	0-0	0-0	0-0	0	0	0	0	0	0	0	0	0	0+		
10	John Comeaux	g	6-10	1-2	0-1	2	2	4	1	13	2	2	0	0	24		
11	Oddyst Walker	g	0-0	0-0	0-0	0	0	0	0	0	0	0	0	0	4		
25	Karl Nicholas	g	5-14	0-0	1-2	4	4	8	3	11	2	1	1	0	27		
32	Jovan Grujic	g	0-0	0-0	0-0	0	0	0	0	0	0	0	0	0	1		
	Team					4	0	4									
Totals			29-68	6-19	5-8	11	20	31	18	69	7	12	5	6	200		

FG % 1st Half: 15-37 40.5% 2nd half: 14-31 45.2% Game: 29-68 42.6% Deadball Rebounds 1
 3FG % 1st Half: 4-13 30.8% 2nd half: 2-6 33.3% Game: 6-19 31.6%
 FT % 1st Half: 0-1 0.0% 2nd half: 5-7 71.4% Game: 5-8 62.5%

Officials: Keith Kimble, Joe Lindsay, Doug Shows
 Technical fouls: Alabama-None. SFA-None.
 Attendance: 7203
 2018-19 Men's Basketball. Round: 0. Alabama vs SFA. Played at .

Score by periods	1st	2nd	Total
Alabama	41	38	79
SFA	34	35	69

	In	Off	2nd	Fast	Break	Bench
Points						
UA	30	16	17	8	27	
SFA	40	11	10	13	24	

Last FG - UA 2nd-02:37, SFA 2nd-03:40.
 Largest lead - UA by 12 2nd-16:17, SFA by 4 1st-14:13.
 UA led for 31:11. SFA led for 05:27. Game was tied for 03:22.

Score tied - 3 times.
 Lead changed - 7 times.

NACOGDOCHES, Texas – The Alabama men’s basketball team claimed its fourth consecutive victory with a 79-69 victory at Stephen F. Austin on Sunday night at the William R. Johnson Coliseum in Nacogdoches, Texas. With the Crimson Tide win, SFA lost for just the sixth time in the last 97 home games, while Alabama picked up its first true road win of the season.

Freshman Kira Lewis Jr. scored a team-high 17 points to go along with eight assists in the contest, which was not only a season-high but was the most by an Alabama player this season. Senior Donta Hall recorded his fifth double-double of the year with 12 points and a season-best 14 rebounds to go along with three blocks. Graduate student Riley Norris was a huge contributor, finishing with season-highs of 14 points and four threes off the bench. Junior Tevin Mack added 12 points to give UA four double-digit scorers.

“I was really concerned about playing this game down here, but we thought it was the best thing for us to prepare for a tough SEC league slate,” Alabama head coach Avery Johnson said. “We’ve played in some tough environments and this was a very tough environment. We were able to build a pretty comfortable lead, but they cut into in the second half. We made some free throws down the stretch, hit some big shots and got some timely rebounds and were able to pull out a win. Riley Norris was huge for us, Donta was huge as well. When we have four or five guys scoring in double figures, we can be a pretty tough team to beat. We still have some work to do defensively, but we’ll get back to the drawing board so we are ready for our first SEC home game next Saturday afternoon.”

After a back-and-forth start to the game, Alabama (9-3) settled down and found its offensive flow. The Crimson Tide slowly pulled away, taking an 11-point lead thanks to junior Dazon Ingram’s three-pointer with 1:48 left in the opening stanza. SFA (7-4) was able to make two quick baskets before the half to result in a 41-34 Crimson Tide lead at intermission.

Alabama came out firing in the second half and took its largest lead of the game at 50-38 with 16:17 left.

Stephen F. Austin answered with a 9-1 run over the next 2:44 to cut the lead to four, 58-54. However, The Crimson Tide responded with a 7-0 run of its own to take a 65-54 lead with 8:13 remaining in regulation

The ‘Jacks continued to fight as they went on a 9-2 scoring run over a span of 2:11 to cut the lead to three, 68-65, with 5:31 left in the second half. That’s when Norris provided an offensive spark off the bench. The fifth-year senior from Albertville, Ala., knocked down two big three-pointers to put the Tide up 75-67 with 2:37 remaining in the contest. Lewis would hit his last four free throws to result in the final score.

Alabama won the battle of the boards for the 11th time in 12 games this season, outrebounding SFA 47-31, including a 17-11 edge on the offensive glass which resulted in 17 second-chance points.

2018-19 TOP PERFORMANCES

CATEGORY	ALABAMA	OPPONENTS
Points	24, Kira Lewis Jr. vs. Wichita State, 11/18/18	38, Ja Morant, Murray State, 11/26/18
Field Goals Made	9, Kira Lewis Jr. vs. Appalachian State, 11/11/18	16, Ja Morant, Murray State, 11/26/18
Field Goal Attempts	18, Kira Lewis Jr. vs. Appalachian State, 11/11/18	29, Ja Morant, Murray State, 11/26/18
3-Pointers Made	5, 2x, last by Kira Lewis Jr. vs. Georgia State, 12/4/18	5, 2x, last by Caleb Homesley, Liberty, 12/18/18
3-Pointers Attempted	10, Kira Lewis Jr. vs. Georgia State, 12/4/18	10, Caleb Homesley, Liberty, 12/18/18
Rebounds	14 by Donta Hall at Stephen F. Austin, 12/30/18	13, Isaac Johnson, Appalachian State, 11/11/18
Assists	8 by Kira Lewis Jr. at Stephen F. Austin, 12/30/18	6, Justin Coleman, Arizona, 12/9/18
Steals	4, Herbert Jones vs. Appalachian State, 11/11/18	4, Shaq Buchannan, Murray State, 11/26/18
Blocks	4, Donta Hall vs. Liberty, 12/18/18	4, Tacko Fall, UCF, 11/29/18

QUICK FACTS

UNIVERSITY

Location Tuscaloosa, Ala.
Founded April 12, 1831
Enrollment 38,563
Conference Southeastern
Colors Crimson and White
Nickname Crimson Tide
President Dr. Stuart Bell
Director of Athletics Greg Byrne

FACULTY ATHLETICS

Representative Dr. James King
Sport Administrators Tiffini Grimes/Jeff Purinton
Arena (Capacity) Coleman Coliseum (15,383)

COACHING STAFF

Head Coach Avery Johnson
Alma Mater Southern, 1988
Record at Alabama 66-49 (Fourth Season)
NBA Coaching Record 254-186 (Seven Seasons)
Overall Career Record 320-235 (11th Seasons)
Associate Head Coach ... John Pelphey (3rd Season)
Assistant Coach Antoine Pettway (11th Season)
Assistant Coach Yasir Rosemond (2nd Season)
Director of Operations Colton Houston
Director of Player Development Blake Gray
Scouting and Recruiting Coordinator Alex Fain
Strength and Conditioning Lou DeNeeen
Athletic Trainer Clarke Holter

TEAM INFORMATION

2017-18 Record 20-16
2017-18 SEC Record/Finish 8-10/T-9th
2017-18 H/A/N Record 12-5/2-8/6-3
Starters Returning/Lost 4/1
Letterwinners Returning/Lost 10/2
Newcomers 4*
**includes transfer who sat out last season*

PROGRAM HISTORY

All-Time Record 1,666-1,033-1 (.617)
SEC Record 783-606 (.564)
SEC Tournament Record 66-52 (.559)
SEC Championships 7
SEC Divisional Championships 3
NCAA Appearances 20
NIT Appearances 15

ATHLETICS COMMUNICATIONS

Men's Basketball Contact Aaron Jordan
Office 205-348-6084
Cell 205-913-1979
E-mail ajordan@ia.ua.edu
Fax 205-348-8841
Secondary Men's Basketball Contact Haley Peterson
Website www.RollTide.com
Mailing Address 1201 Coliseum Drive
 Room 170
 Tuscaloosa, AL 35487

ALABAMA MEN'S BASKETBALL QUICK HITS

• Alabama is riding a season-best four-game winning streak entering SEC play following a 79-69 victory on the road at Stephen F. Austin on Dec. 30. The Crimson Tide captured its first true road win of the season with the victory over the Lumberjacks, connecting on a season-best 11 three-pointers en route to the 10-point win. The Tide was led by Kira Lewis Jr., who had 17 points and a season-best eight assists in the victory. Riley Norris added a season-high 14 points off the bench to help lead UA.

• Prior to that game, Alabama defeated Penn State, 73-64, on Dec. 21 in Tuscaloosa, Ala. Senior Donta Hall paced the Tide by recording his fourth double-double of the year (17 points and 11 rebounds) in the victory. Sophomore John Petty Jr. (13 points) and junior Tevin Mack (11 points) also reached double figures on the night.

• In the win over the Nittany Lions, Alabama used a season-best 24-0 run midway through the first half that turned a 14-point Penn State lead (9-23) into a 10-point advantage for the Crimson Tide (33-23). It was the second time this season that UA has put together a run that included outscoring the competition by more than 20 points during the course of the spurt. The other such run came against Arizona when Alabama outscored the Wildcats by 21 points (23-2) over a span of 7:14 in the opening half of play.

• The four-game streak began when the Tide captured a 76-73 win over Arizona on Dec. 9 in Coleman Coliseum. The Crimson Tide used that 23-2 run to take its largest lead of the game of 19, 33-14, with 7:05 left in the half. However, Arizona responded and would take a lead midway through the second half before Donta Hall scored on consecutive possessions to secure the win. Following that contest, Alabama collected an 84-75 victory over Liberty in the Rocket City Classic in Huntsville, Ala., on Dec. 18.

• The Tide has won the rebounding battle in 11 of its 12 games to begin the season. For the year, Alabama ranks fifth in the SEC and 38th nationally in rebounding margin (+6.7), outrebounding the opposition by an average of 39.0-32.3. Furthermore, UA is fourth in the conference and 62nd nationally in offensive rebounds per game, averaging 12.2 heading into the game against Kentucky. As a result of its work on the offensive glass, the Tide is outscoring opponents by an average of +2.7 points per game (12.3-9.6) in second chance points.

• With the SEC-Big 12 challenge still looming, Alabama's non-conference strength of schedule ranked No. 40 in the nation, according to CBSSports.com. The Tide's non-league slate included four teams that were picked to win their conference: Stephen F. Austin (Southland), Georgia State (Sun Belt), Northeastern (Colonial Athletic Association) and UCF (American Athletic Conference). Alabama also faced off with Murray State (Nov. 26), who was picked to finish second by a narrow margin to Belmont in the Ohio Valley Conference.

• Alabama enters its contest against Kentucky ranked 21st in the nation in blocked shots per game at 5.2 swats per contest. Leading the way is senior Donta Hall, who is currently 29th nationally and fifth in the SEC with 2.3 blocks a game. He currently has 199 career swats which ranks seventh in program history. With one more block, Hall will become just the seventh player in program history to record 200 swats in his career.

• Alabama boasts a balanced offensive attack that averages 76.5 points per game and is outscoring the opposition by 5.2 points per contest (76.5-71.3). The Crimson Tide boasts three players who average double figures through 12 games (Kira Lewis Jr. - 15.0 ppg, John Petty Jr. - 11.1 ppg and Donta Hall - 11.1 ppg), while five others are averaging between 8.9 ppg and 6.5 ppg. Additionally, 10 UA players average double-digit minutes per game.

• A pair of Alabama men's basketball players participated in the University of Alabama commencement ceremony on Dec. 15. Both Dazon Ingram (consumer science) and Donta Hall (public health) each earned their undergraduate degree over the weekend, giving the Crimson Tide four players on its current roster who have earned their bachelors (Avery Johnson Jr. and Riley Norris both graduated last season). With three other men's basketball players who are currently on pace to graduate in May of 2019, this year's 15-man roster will boast a total of seven college graduates, which ranks first in the nation among all D-I basketball programs.

2018-19 ROSTER & PRONUNCIATIONS

No.	Name	Fi-net-ick	Pos.	Ht./Wt.	Yr.	Major	Hometown
0	Donta Hall	don-TAY	F	6-9/230	Sr.	Public Health	Luverne, Ala.
1	Riley Norris		G/F	6-7/212	Gr.	Marketing ^(masters)	Albertville, Ala.
2	Kira Lewis Jr.	KIE (like PIE)-ruh	G	6-3/167	Fr.	Business	Meridianville, Ala.
3	Alex Reese		F	6-9/238	So.	Business Man.	Pelham, Ala.
4	Daniel Giddens		F/C	6-11/247	Jr.	Consumer Science	Mableton, Ga.
5	Avery Johnson Jr.		G	5-11/187	Gr.	Business Man. ^(masters)	Houston, Texas
10	Herbert Jones		G	6-7/206	So.	Business Man.	Greensboro, Ala.
12	Dazon Ingram	DAY-zon	F	6-5/210	Jr.	Consumer Science	Theodore, Ala.
13	Javian Davis-Fleming	jay-VEE-on	F	6-9/268	Fr.	Physical Ed.	Canton, Miss.
15	Tyler Barnes		F	6-8/205	So.	Aerospace Eng.	Louisville, Ky.
21	Britton Johnson		G	6-4/182	Fr.	Business Man.	Mountain Brook, Ala.
22	Diante Wood	dee-on-TAY	G	6-4/206	Fr.	Ex. Science	Anniston, Ala.
23	John Petty Jr.		G	6-5/197	So.	Communications	Huntsville, Ala.
24	Lawson Schaffer	SHAY-fer	G	5-11/168	Sr.	Communications	Cullman, Ala.
30	Galin Smith	GAY-lin	F	6-9/245	So.	Ex. Science	Clinton, Miss.
34	Tevin Mack		G/F	6-6/225	Jr.	Communications	Columbia, S.C.

2019 SIGNEES

Alabama men's basketball head coach Avery Johnson officially announced the Tide's 2019 signing class on Nov. 12, as the Crimson Tide inked three players, who are all ranked among the top prospects in the nation. The class is currently ranked No. 11 in the nation, according to ESPN.com.

Below is a look at each of the newest signees:

JUWAN GARY | F | 6-6 | 190

COLUMBIA, S.C. (WEST CHARLOTTE HS)

- **BIO:** Juwan Gary, is a 6-6, 190-pound forward, is a consensus four star recruit who is ranked as the No. 55 overall player in the class of 2019, the No. 10-ranked forward and the third overall player in the state of South Carolina according to ESPN.com ... after playing his previous three years at Gray Collegiate Academy in Columbia, S.C., Gary transferred to West Charlotte High School in Charlotte, N.C., where he will play his senior season ... was named the 2018 2A Player of the Year by the South Carolina Basketball Coaches Association ... played under head coach Dion Bethea at Gray Collegiate where he led the team to its first ever Class 2A state championship in 2017 ... finished his junior year averaging 20.5 points, 8.3 rebounds and 1.9 steals per game ... as a sophomore, he averaged 18.4 points, 6.5 rebounds and 1.8 assists per game ... earned Florence Player of the Year for the 2016-17 and 2017-18 seasons.

JAYLEN FORBES | GUARD | 6-4 | 180

FLORENCE, MISS. (FLORENCE HS)

- **BIO:** Jaylen Forbes, 6-4 shooting guard who played at Florence high school and was tabbed an All-State performer by the Clarion Ledger, is a four-star recruit who is ranked as the No. 2 player in the state and the No. 66 player in the country, according to ESPN.com... averaged 25.9 points and 5.6 rebounds as a junior... played for the MEBO team Hood in the Nike EYBL circuit Forbes averaged 19.4 points, 5.7 rebounds and 1.1 assists per game... named a breakout player by Prep Recruit... participated in the USA Men's Junior National Team minicamp in 2016 and 2017.

JADEN SHACKELFORD | GUARD | 6-3 | 185

HESPERIA, CA. (HESPERIA HS)

- **BIO:** Jaden Shackelford is a 6-3, 185-pound four-star prospect according to ESPN.com and the No. 14 guard and the No. 7 player in the state of California...led his squad to the final four in the Division 3A state championship averaging 25.1 points, 1.6 rebounds and 0.8 steals... made four or more 3-pointers in seven separate games on the Nike EYBL circuit and led the entire circuit with 57 3-pointers in all... awarded Best Performance of the session by the D1 circuit staff against E1T1 United where he scored 40 points hit 7 three-pointers and had 6 rebounds... signed with Alabama after receiving offers from Kansas State, Oklahoma, UCLA and Pepperdine, among others.

ALABAMA IS IN 106TH SEASON OF BASKETBALL

- Alabama is in its 106th season of basketball in 2018-19. The Tide's first season of hoops came in 1912-13. There was no season in 1943-44 due to World War II.
- The Tide holds an all-time record of 1,666-1,033-1 (.617), which includes a 783-606 (.559) record in SEC play. The program's first year of play was 1912-13.
- Alabama ranks second in the SEC in league victories and all-time winning percentage entering the 2018-19 campaign.
- UA has made 35 NCAA (20) or NIT (15) appearances and has won seven SEC regular-season titles and six SEC Tournament championships.

ABOUT ALABAMA

- Alabama improved to 9-3 on the year by picking up its fourth consecutive victory – and first true road win – with a 79-69 win at Stephen F. Austin on Dec. 30. The streak began with a 76-73 home win over Arizona on Dec. 9 followed by an 84-75 triumph over Liberty on Dec. 18 in the Rocket City Classic in Huntsville, Ala. and a 73-64 victory over Penn State on Dec. 21.
- Freshman guard Kira Lewis Jr. leads a balanced scoring attack that features eight Alabama players averaging 6.5 points per game or more. Three UA players average in double digits as Lewis' 15.0 points per game tops the Tide and ranks 10th in the SEC. Sophomore John Petty Jr. and senior Donta Hall are tied for second on the team at 11.1 points per game.
- Petty leads UA in minutes (31.8 mpg) and threes made (22) and attempted (66), while also ranking second in rebounds (5.2 rpg) and third in assists (1.8 apg). Meanwhile, Lewis is the team leader in assists (3.1 apg), three-point field goal percentage (40.4 percent) and free throw shooting (37-of-45, .822). Hall tops UA in total dunks (21), rebounds (8.2 rpg), blocks (2.3 bpg), double-figure contests (9) and double-doubles (5). He currently ranks among the league leaders in both rebounding (6th) and blocked shots (5th).
- Junior Tevin Mack is averaging 8.9 ppg, while junior Dazon Ingram (8.2 ppg) and sophomores Alex Reese (7.3 ppg) and Herbert Jones (7.3 ppg) are both averaging over seven points per contest. Ingram is second in the team with 2.5 assists per game, while Jones, who is considered one of the top defenders in the Southeastern Conference, tops UA with 14 charges taken and 14 steals.
- As a team, Alabama enters its league opener as one of the top rebounding teams in the SEC. The Tide has outrebounded 11 of its 12 opponents on the year and ranks fourth in the SEC with a +6.7 advantage on the glass (39.0-32.3). UA is shooting 45.7 percent from the field and 34.0 percent from beyond the arc on the year, while outscoring the competition by 5.2 points per game (76.5-71.3).
- Alabama welcomed back three of its top four and nine of the top 11 scorers from last season's squad. Leading the list of returnees is Hall, who paced all returning players in scoring (10.6 ppg), rebounding (6.6 rpg), blocks (2.0 bpg), dunks (75) and field goal percentage (.726).

ALABAMA-KENTUCKY – SERIES NOTES

- Saturday's game will mark the 150th meeting in series history between two schools and will be the only meeting between the two teams during the regular season. The 150 games played in the series stands as UA's fifth-most common opponent in program lore. Kentucky owns a 112-37 edge in the all-time series.
- It's just the sixth time in the last 19 games played between the two teams that Kentucky will play under the arched roof of Coleman Coliseum. The stretch includes six neutral site contests and seven games played inside Rupp Arena.
- When playing Kentucky in Tuscaloosa, Alabama owns an all-time record of 23-31, including a 17-20 mark in games played at Coleman Coliseum. The Crimson Tide has lost four consecutive games to the Wildcats in Coleman Coliseum.
- The Tide has dropped 13 of the last 15 games played against the Wildcats. The last UA victory over UK came on a 59-55 win on Jan. 22, 2013 in Coleman Coliseum.
- The series began in 1923.

BIOMETRICS BOX

#	NAME	BODY FAT %	VERTICAL JUMP		WINGSPAN	OVERHEAD REACH	HAND LENGTH
			STANDING	APPROACH			
0	Donta Hall	4.1%	35"	39"	7'4.5"	9'0.5"	9"
1	Riley Norris	16.8%	26.5"	28"	6'7"	8'7"	8.25"
2	Kira Lewis Jr.	7.4%	30"	34.5"	6'6.5"	8'3.5"	NA
3	Alex Reese	10.6%	23"	32"	6'11"	8'11"	9"
4	Daniel Giddens	6.5%	31"	33"	7'2.5"	9"	9.25"
5	Avery Johnson Jr.	5.8%	29.5"	33.5"	6'0.5"	7'8.5"	7.5"
10	Herbert Jones	7.3%	28"	35.5"	7'0.5"	8'9"	8.5"
12	Dazon Ingram	11.7%	29.5"	35.5"	6'9"	8'6.5"	9"
13	Javian Davis-Fleming	18.8%	24"	28"	7'2.75"	9"	NA
23	John Petty	4.5%	29.5"	35.5"	6'9.5"	8'6.5"	8.75"
24	Lawson Schaffer	9.4%	22"	26.5"	6'0.75"	7'10.5"	NA
30	Galin Smith	6.1%	29.5"	34.5"	7'2"	9"	9.25"
34	Tevin Mack	10.0%	27.5"	33"	7'0.5"	8'10"	9"

BOLD denotes team leader in the category listed

SPECIALTY STATS

Opponent	Pts off				
	Paint	T/O	2ndCh	FastB	Bench
SOUTHERN	22	16	10	6	14
ALABAMA	32	21	12	7	21
APPALACHIAN STATE	30	12	13	2	8
ALABAMA	36	26	19	4	21
vs. Northeastern	20	0	0	0	18
ALABAMA	30	7	2	8	18
vs. Ball State	30	12	4	10	11
ALABAMA	46	21	15	6	31
vs. Wichita State	42	11	18	8	27
ALABAMA	30	10	9	14	32
MURRAY STATE	40	31	12	11	11
ALABAMA	36	20	11	6	29
at UCF	28	9	7	13	14
ALABAMA	34	9	18	6	26
GEORGIA STATE	42	6	5	4	11
ALABAMA	32	13	11	6	31
ARIZONA	30	13	16	4	6
ALABAMA	36	17	18	8	29
vs. Liberty	28	9	9	0	21
ALABAMA	34	17	7	12	17
PENN STATE	34	16	11	8	34
ALABAMA	46	9	9	2	17
at Stephen F. Austin	40	11	10	13	24
ALABAMA	30	16	17	8	27
KENTUCKY					
ALABAMA					
at LSU					
ALABAMA					
TEXAS A&M					
ALABAMA					
at Missouri					
ALABAMA					
at Tennessee					
ALABAMA					
OLE MISS					
ALABAMA					
at Baylor					
ALABAMA					
MISSISSIPPI STATE					
ALABAMA					
at Auburn					
ALABAMA					
GEORGIA					
ALABAMA					
at Vanderbilt					
ALABAMA					
at Mississippi State					
ALABAMA					
FLORIDA					
ALABAMA					
at Texas A&M					
ALABAMA					
VANDERBILT					
ALABAMA					
at South Carolina					
ALABAMA					
LSU					
ALABAMA					
AUBURN					
ALABAMA					
at Arkansas					
ALABAMA					
OPPONENT Totals	386	146	115	79	199
Average/Game	32.2	12.2	9.6	6.6	16.6
ALABAMA Totals	422	186	148	87	299
Average/Game	35.2	15.5	12.3	7.2	24.9

TOPPLING THE TOP 25

- Saturday's game vs. No. 13/14 Kentucky will be the first time that Alabama has played an opponent this season that is ranked among the top 25 in the nation.
- Head coach Avery Johnson has led his teams to success when playing against teams ranked in the Associated Press Top 25 during his time at the Capstone.
- In 21 total games played against teams ranked in the AP Top 25 (including NCAA Tournament contests), Johnson has led the Tide to a record of 11-10. That's a huge improvement, especially considering prior his arrival, Alabama had lost 21 consecutive games to nationally-ranked opponents.
- Last season, Alabama finished with six wins over ranked opponents, It was the most victories over top-25 teams in a single season in program history, topping the four victories over ranked foes which was set in four different seasons (1981-82, 1986-87, 2001-02 and in coach Johnson's first season in 2015-16).

LEWIS JR. EARNS SEC PLAYER OF THE WEEK

- Alabama point guard Kira Lewis Jr. was tabbed the Southeastern Conference's Freshman of the Week, the league office announced on Dec. 10.
- In games against Georgia State and Arizona, the 6-foot-3, 167-pound freshman from Meridianville, Ala., averaged 19.5 points and 4.5 threes made per game while shooting 60 percent from the beyond the arc (9-of-15) to secure the team's first weekly honor of the year.
- Lewis Jr. began the week by going 6-of-12 from the field and draining five three-pointers (5-of-10) on his way to team-high 19 points against Georgia State. He followed that performance by recording his fourth 20-point game of the year to lead the Tide in a three-point win over Arizona. Lewis Jr. connected on 7-of-13 shots from the floor, including hitting 4-of-5 treys on the night, and capped the performance by sinking a three-pointer with 13 seconds left to seal the victory over the Wildcats.

'RUN'NING AWAY

- Alabama used a season-best 24-0 run against Penn State on Dec. 21, which turned a 14-point, 23-9, first half deficit into a 10-point, 33-23 UA lead, en route to the Tide's 73-64 victory.
- Not only was it the best run in a game this season by Alabama, but it was the second time that the Tide has been a part of a spurt in a game this season which it has outscored the opponent by 20 or more points. On the year, Alabama has had a total of five big runs in which it outscored the foe by at least 14 points.
- Below is the complete list in which it has happened:

OPPONENT	BEFORE RUN	AFTER RUN	LENGTH	RUN TOTAL	FINAL SCORE
Penn State	9-23	33-23	7:24	24-0 (+24)	W, 73-64
Arizona	10-12	33-14	7:14	23-2 (+21)	W, 76-73
Georgia State	30-25	50-29	6:42	20-4 (+16)	L, 80-83
Wichita State	12-14	29-16	3:34	17-2 (+15)	W, 90-86
Murray State	7-13	26-18	6:38	19-5 (+14)	W, 78-72

BOARD WORK

- Alabama has proven to be a strong rebounding team through the non-conference portion of the 2018-19 season. The Crimson Tide owns a +6.7 advantage on the glass (39.0-32.3) and has outrebounded 11 of its 12 opponents it has faced this season.
- Entering Saturday's league opener vs. No. 13/14 Kentucky, the Crimson Tide ranks fourth in the SEC and 38th in the nation in rebounding margin.
- The Tide has taken advantage of its aggressiveness on the boards and owns a big edge on the offensive glass. Through 12 games, Alabama owns a 146-106 edge in offensive rebounds category over the opposition, which averages out to a +3.4 advantage (12.2-8.8) per game. As a result, Alabama has outscored foes by +2.7 points per game in second chance points (12.3-9.6).

HUSTLE STATS

DUNK CHART

PLAYER	DUNKS	CAREER DUNKS
Hall	21	148
Petty	3	6
Mack	2	2
Smith	2	19
Ingram	1	26
Jones	1	17
Reese	1	4
Giddens		20
Norris		5
TOTAL	31	

CHARGES TAKEN

PLAYER	CHARGES	CAREER CHARGES
Jones	14	37
Ingram	4	22
Norris	3	19
Hall		5
Smith		3
Johnson Jr.		2
TOTAL	21	

AND-1's (converted/attempted)

PLAYER	AND-1's	CAREER AND-1's
Hall	2-for-4	20-for-35
Mack	2-for-4	2-for-4
Lewis Jr.	3-for-3	3-for-3
Petty Jr.	2-for-2	5-for-6
Jones	1-for-1	2-for-5
Reese	1-for-1	2-for-2
Ingram	0-for-1	12-for-18
Norris	0-for-1	11-for-15
Giddens	0-for-1	5-for-10
Johnson Jr.		3-for-6
Smith		2-for-5
TOTAL	11-for-18 (.611)	

MOST COMMON OPPONENTS

Below is a look at Alabama's most familiar foes in school history:

Opponents	Games	Record
1. Mississippi State	199	124-75
2. LSU	179	108-71
3. Ole Miss	178	120-58
4. Auburn	158	95-63
5. Kentucky	149	37-112
6. Tennessee	147	79-68
7. Georgia	146	94-52
8. Florida	143	75-68
9. Vanderbilt	138	69-69
10. Tulane	84	52-32

2018-19 SEC STANDINGS [1/4/19]

	SEC	Overall
Mississippi State	0-0	12-1
Tennessee	0-0	11-1
Auburn	0-0	12-2
Kentucky	0-0	10-2
Ole Miss	0-0	10-2
LSU	0-0	10-3
Alabama	0-0	9-3
Arkansas	0-0	9-3
Missouri	0-0	9-3
Vanderbilt	0-0	9-3
Florida	0-0	8-4
Georgia	0-0	8-4
Texas A&M	0-0	6-5
South Carolina	0-0	5-7

UA IN SEC/NCAA STATS [1/4/19]

Team	Overall	Rank	NCAA	SEC	Rank
Scoring Offense	76.5	10th			
Scoring Defense	71.3	14th			
Scoring Margin	+5.2	12th			
Free Throw %	.678	11th			
FG %	.457	10th			
FG % Defense	.442	14th			
3-PT FG %	.340	11th			
3-PT FG % Def.	.351	11th			
3-PT FG Made	6.9	9th			
Rebound Offense	39.0	7th	66th		
Rebound Defense	32.3	5th			
Rebound Margin	+6.7	4th	38th		
Assists	12.8	13th			
Steals	4.6	14th			
Blocks	5.2	7th	21st		
Turnover Margin	-0.8	12th			
Assist/Turnover	0.9	12th			

Individual	Overall	Rank	NCAA	SEC	Rank
SCORING					
Kira Lewis Jr.	15.0	T10th			
REBOUNDING					
Donta Hall	8.2	6th	91st		
BLOCKED SHOTS					
Donta Hall	2.3	T5th	29th		
FT PERCENTAGE					
Kira Lewis Jr.	.822	6th			
ASSIST/TURNOVER RATIO					
Kira Lewis Jr.	1.8	10th			
OFFENSIVE REBOUNDS					
Donta Hall	2.8	T5th	86th		
MINUTES					
John Petty Jr.	31.8	7th			
Kira Lewis Jr.	31.0	T13th			

CALLING THE RESERVES

- Alabama has won nine of its first 12 games this season and a big reason for that is due to the play from the team's bench.
- The Crimson Tide reserves are averaging nearly 25 points per game (24.9) has only been outscored in only two of its 12 games played on the year. Furthermore, the UA reserves have outscored its counterparts by double digits on six different occasions.
- For the year, the Tide has a big advantage in terms of bench production. Alabama reserves has outscored the opponents back-ups by a cumulative total of 299-199, which averages out to a +8.3 edge in points per game from the reserves (24.9-16.6)

TIDE TIDBITS

- Senior Donta Hall currently ranks second in the SEC with five double-doubles on the year. He trails both Daniel Gafford (Arkansas) and Nicolas Claxton (Georgia), who shares the lead the league with six apiece.
- The Tide enters SEC play averaging 5.2 swats per contest, which ranks 21st in the nation. Leading the way is Donta Hall, whose 2.3 blocks a game ranks fifth in the SEC and 29th nationally among all D-I players.
- Balanced scoring is a big key when determining an outcome of a game this season. In fact, the Tide has had seven games in which four players hit double figures, owning a record of 6-1 in such contests. The only loss was against Georgia State – a game in which the Tide held a 22-point second half lead before giving it away at the buzzer. Alabama falls to 3-2 in the five games in which less than four hit double digits.
- Sophomore Herbert Jones is considered one of the top defensive players in the SEC and currently leads the team with 14 charges taken through the Tide's 12 contests. After taking a school record 23 charges as a freshman, Jones has piled up 37 charges taken in his 47 career games played at Alabama.
- Freshman Kira Lewis Jr. is the second-youngest player in NCAA Division I this season. Lewis, a native of Meridianville, Ala., who graduated early from high school, won't turn 18 until April 6, 2019. Only Pepperdine's Everett Perrot is younger by six days, having been born on April 12, 2001. A few other things born in 2001? iPods, Wikipedia and the first "Harry Potter" film.
- Last year, Alabama was the fourth-youngest team in Division I and did not have a senior on its active roster. This season, the Crimson Tide not only has four seniors on its 2018-19 roster, but will have a total of seven players who have graduated or will graduate throughout the course of the upcoming campaign. Both Avery Johnson Jr. and Riley Norris have graduated and are currently pursuing their graduate degrees. Meanwhile, Donta Hall, Dazon Ingram, Daniel Giddens, Tevin Mack and Lawson Schaffer are all on pace to earn a degree this year. Only one other school in the nation (Southern Illinois) can claim to have as many as seven players who either have graduated or will graduate on its 2018-19 roster.
- Alabama was picked to finish seventh in the Southeastern Conference by a vote of the league's media and head coaches.

REMEMBERING C.M.

- The Alabama men's basketball program paid tribute to longtime Alabama head coach and Naismith Memorial Basketball Hall of Fame honoree (Class of 2000) Charles Martin 'C.M.' Newton at halftime of its game against Penn State on Dec. 21. Newton, who passed away on June 4, at the age of 88 years old.
- As a player, coach, and administrator for over 50 years, Newton was one of the most influential figures in college sports over that span. Born on Feb. 2, 1930, in Rockwood, Tenn., Newton led the University of Alabama men's basketball program to unprecedented heights of achievement from 1968-80. Hired by legendary head coach and athletic director Paul "Bear" Bryant, Newton had a record of 211-123 during

2018-19 STARTING LINEUP BREAKDOWN

OPPONENT (W/L)	Hall	Smith	Jones	Petty	Lewis Jr.
SOUTHERN (W)	Hall	Smith	Jones	Petty	Lewis Jr.
APP STATE (W)	Hall	Smith	Jones	Petty	Lewis Jr.
vs. Northeastern (L)	Hall	Smith	Jones	Petty	Lewis Jr.
vs. Ball State (W)	Hall	Smith	Jones	Petty	Lewis Jr.
vs. Wichita State (W)	Hall	Smith	Jones	Petty	Lewis Jr.
MURRAY STATE (W)	Hall	Smith	Jones	Petty	Lewis Jr.
at UCF (L)	Hall	Smith	Jones	Petty	Lewis Jr.
GEORGIA STATE (L)	Hall	Mack	Jones	Petty	Lewis Jr.
ARIZONA (W)	Hall	Mack	Jones	Petty	Lewis Jr.
vs. Liberty (W)	Hall	Mack	Jones	Petty	Lewis Jr.
PENN STATE (W)	Hall	Mack	Jones	Petty	Lewis Jr.
at Stephen F. Austin (W)	Hall	Mack	Jones	Petty	Lewis Jr.

Number of different starting lineups: 2 (BOLD indicates most recent lineup)

Record by lineup (bold indicates most recent lineup):

5-2 Hall, Smith, Jones, Petty, Lewis Jr.

4-1 Hall, Mack, Jones, Petty, Lewis Jr.

RECORD WHEN

At home	5-1	
On the road	1-1	
At neutral sites	3-1	
In SEC games	0-0	
SEC home games	0-0	
SEC road games	0-0	
In non-conference games	9-3	
In overtime	0-0	
In games decided by ...		
5 points or less	2-1	
6-10 points	5-1	
11 points or more	2-1	
Leading at the half		9-1
Trailing at the half		0-2
Tied at the half		0-0
Shooting 40% or better		8-1
Shooting less than 40%		1-2
Opponent shoots better than 40%		7-3
Opponent shoots 40% or less		2-0
Shooting same or better than opponent		7-1
Shooting worse than opponent		2-2
Outrebounding opponent		8-3
Opponent outrebounds UA		1-0
Rebounds are tied		0-0
70% or better on FT		3-0
less than 70% on FT		6-3
More FT att. than opponent		7-1
Less FT att. than opponent		2-2
Same FT att. as opponent		0-0
40% or better on 3PT		4-0
Less than 40% on 3PT		5-3
More turnovers than opponent		6-0
Less turnovers than opponent		3-2
Same turnovers as opponent		0-1
Scoring 80 or more points		4-1
Scoring 70-79 points		5-0
Scoring 60-69 points		0-1
Scoring 50-59 points		0-1
Scoring less than 50 points		0-0
Allowing 80 or more points		2-1
Allowing 70-79 points		4-1
Allowing 60-69 points		3-1
Allowing 50-59 points		0-0
Allowing less than 50 points		0-0
On Sunday		4-0
On Monday		1-0
On Tuesday		2-1
On Wednesday		0-0
On Thursday		0-2
On Friday		2-0
On Saturday		0-0
In November		5-2
In December		4-1
In January		0-0
In February		0-0
In March		0-0

his 12 seasons at the Capstone. He led the Crimson Tide to four National Invitation Tournament (NIT) and two National Collegiate Athletic Association (NCAA) Tournament appearances.

- Under Newton, Alabama became the first school, other than the University of Kentucky, to win three consecutive Southeastern Conference (SEC) titles, winning the crown in 1974, 1975 and 1976. Newton was selected as the SEC Coach of the Year in back-to-back seasons (1975 and 1976); becoming the only Alabama coach to accomplish the feat. Newton was instrumental in recruiting the first African-American scholarship athlete at the University of Alabama, Wendell Hudson, in 1968; integrating a program for the second time (Newton also integrated athletics at Kentucky's Transylvania University during his stint as a head coach, which immediately preceded his Alabama tenure).
- Newton is the only coach in program history to have led the Tide to five consecutive 20-win seasons, including a 23-5 mark, a final national ranking of No. 6 and the program's first Sweet 16 appearance in 1976. That still remains as the highest final ranking in program lore.
- In addition to his Naismith Memorial Hall of Fame induction, Newton is also a member of the Alabama Sports Hall of Fame (1993), Kentucky Athletics Hall of Fame (2008) and Transylvania Pioneer Hall of Fame (1992). He received many other honors throughout his career. In 2000, Kentucky officially named its football playing field at Commonwealth Stadium in honor of Newton. The University of Alabama also named a recruiting suite in Coleman Coliseum for Newton in 2006.

ALABAMA ONE OF EIGHT TEAMS WHO WILL COMPETE IN 2019 BATTLE 4 ATLANTIS

- The Alabama men's basketball team will be one off eight teams that will compete in the 2019 Battle 4 Atlantis, which was announced at half time of this year's championship game which was played on Nov. 23. The 2019 bracket will be released at a later date.
- The Crimson Tide will make its debut in the event, which will be played in late November of 2019, in Paradise Island, Bahamas.
- Alabama is amongst a stacked field which includes North Carolina, Oregon, Michigan, Gonzaga, Seton Hall, Iowa State and Southern Miss.

J-CREW – CRIMSON TIDE INKS 11TH-RANKED RECRUITING CLASS IN THE NATION

- Alabama men's basketball head coach Avery Johnson officially announced the Tide's 2019 signing class on Nov. 12, as the Crimson Tide inked three players, making the group the 11th-ranked class for 2019 according to ESPN.com.
- The three newest members of the Alabama men's basketball program are forward Juwan Gary (Charlotte, N.C./West Charlotte HS), along with guards Jaylen Forbes (Florence, Miss./Florence HS) and Jaden Shackelford (Hesperia, Ca./Hesperia HS). All three are four-star prospects and each is expected to make an impact for the Tide next season. Bios on each can be found in the column on page 6.
- Coach Johnson on the signing class: "Our 2019 signing class is one that we are very optimistic about. First, I want to thank our assistant coaches Antoine Pettway, John Pelphrey and Yasir Rosemond for their tireless efforts, persistence and diligence they each put forth in recruiting all three signees. Each one addresses an area of how we want to play and the style we desire to play on the court. They each have strong work ethic, ball-handling ability and will knock down open shots on a consistent basis. All three are high-level people who we believe will not only be successful on the court, but in the classroom as well."

A GLANCE OF WHAT'S BACK

- In addition to returning four starters and 10 letterwinners from last season's 20-16 team that reached the NCAA Tournament, the Crimson Tide returned approximately 69 percent of its total scoring output, 80 percent of its rebounding and 64 percent of its assist totals from a year ago.
- Below is a breakdown in terms of percentage of the returning numbers from last season's team:

Category	Amount Returning	Percentage
Games Started	131 of 180	72.8
Minutes Played	5,534 of 7,177	77.1
Points	1,790 of 2,604	68.7
Rebounds	1,031 of 1,293	79.7
Assists	291 of 458	63.5
Steals	173 of 228	75.9
Blocks	178 of 192	92.7
Field Goals Made	649 of 910	71.3
Three-Point FG Made	169 of 229	73.8
Free Throws Made	323 of 555	58.2

BY THE NUMBERS

4

Alabama faced a total of four teams during its non-conference schedule that were selected to win their respective league in a preseason poll. Northeastern (CAA), UCF (AAC), Georgia State (Sun Belt) and Stephen F. Austin (Southland) were all chosen to win their conference by a league-wide vote. In addition, Murray State (OVC) was predicted to finish second in its conference in a narrow vote to Belmont.

11

Number of AP Top-25 teams Alabama has beaten in Avery Johnson's tenure (11-10), including a school record six (6-3) in 2017-18. In 2015-16, the Tide was one of 15 teams nationally that defeated four AP Top-25 teams – the first time since 2001-02 that UA recorded at least four wins against top-25 competition.

13

The Crimson Tide has had 13 games that were decided by five points or less last year. Alabama had a record of 7-6 in such contests in 2017-18. This year, UA is 2-1 in such contests.

14

Total number of sellouts in Alabama head coach Avery Johnson's three seasons, including five in 2017-18 (Auburn on Jan. 17, Mississippi State on Jan. 20, Oklahoma on Jan. 27, Tennessee on Feb. 10 and Arkansas on Feb. 24). In 2016-17, the Tide had four sellouts and recorded five sellouts the previous year (2015-16), which was the most games sold out in a single season at Alabama since selling out six during the 2006-07 campaign.

14

Alabama boasted 14 games on last year's schedule that were against opponents who finished either ranked or receiving votes to be ranked in this final AP Top 25 poll.

27

Alabama ranked 27th in the nation in total attendance in 2016-17, averaging 11,947 fans per game. In 2015-16, the Crimson Tide set a then-school record for average attendance at 13,110, which ranked 22nd nationally. Last year, Alabama broke the school record by averaging 13,391 fans per home game.

74

Number of games UA has won in league play over the past eight years (including 2017-18 season). UA ranks fourth in the league, trailing only Kentucky (108), Florida (96) and Arkansas (77), who ranks just ahead of Alabama. Ole Miss (72), Georgia (71) and Vanderbilt (69) follow to round out the top seven.

320

Avery Johnson has compiled 320 career victories during his coaching career. His 10-plus seasons as a head coach include seven-plus years as an NBA head coach where he collected 254 wins, in addition to his 66 wins in four seasons at Alabama.

1,666

Number of all-time wins for Alabama, now in its 106th year of basketball in 2018-19, which ranks second in the SEC.

LAST TIME VS KENTUCKY - MARCH 10, 2018 [ST. LOUIS, MO.]

Official Basketball Box Score -- Game Totals -- Final Statistics
Alabama vs Kentucky
 3/10/18 12:02 PM CT at Scottrade Center, St. Louis, Missouri

Alabama 63 • 19-15; 8-10 SEC		Kentucky 86 • 23-10; 10-8 SEC												
#	Player	Total	3-Ptr	Rebounds	PF	TP	A	TO	Bk	Stl	Min			
		FG-FGA	FG-FGA	FT-FTA	Off	Def	Tot							
03	Alex Reese	f 2-5	1-2	0-0	1	3	4	2	5	0	2	0	0	19
30	Galin Smith	f 0-0	0-0	0-0	0	0	0	4	0	0	1	0	0	16
02	Collin Sexton	g 6-14	1-3	8-9	2	3	5	3	21	3	3	0	0	36
10	Herbert Jones	g 0-2	0-0	0-0	0	1	1	3	0	0	1	0	1	13
12	Dazon Ingram	g 2-10	0-3	0-1	1	4	5	2	4	0	0	0	0	30
04	Daniel Giddens	g 2-3	0-0	1-2	5	2	7	3	5	1	1	3	1	22
05	Avery Johnson Jr	g 3-6	1-2	0-0	0	1	1	0	7	1	0	0	0	17
23	John Petty	g 6-11	5-9	1-1	0	1	1	2	18	0	0	0	1	23
24	Lawson Schaffer	g 0-1	0-1	0-0	0	0	0	0	0	0	0	0	0	1
25	Braxton Key	g 1-6	0-4	1-2	3	2	5	3	3	1	2	0	1	23
Team		1	1	2	1	1	2							
Totals		22-58	8-24	11-15	13	18	31	22	63	6	11	3	4	200
FG % 1st Half: 7-23 30.4%		2nd half: 15-35 42.9%		Game: 22-58 37.9%		Deadball		Rebounds		1				
3FG % 1st Half: 2-8 25.0%		2nd half: 6-16 37.5%		Game: 8-24 33.3%										
FT % 1st Half: 3-5 60.0%		2nd half: 8-10 80.0%		Game: 11-15 73.3%										
#	Player	Total	3-Ptr	Rebounds	PF	TP	A	TO	Bk	Stl	Min			
04	Nick Richards	f 1-1	0-0	0-0	0	0	0	2	0	0	0	0	8	
05	Kevin Knox	f 4-6	1-2	2-2	0	2	2	4	11	2	4	0	25	
25	PJ Washington	f 4-7	1-1	5-8	0	8	8	1	14	1	0	0	37	
03	Hamidou Diallo	g 3-6	1-2	2-4	0	1	1	5	9	1	1	0	19	
22	Gilgeous-Alexander	g 4-7	2-4	9-12	0	4	4	3	19	8	1	0	38	
00	Quade Green	g 1-4	0-2	0-0	1	0	1	1	2	8	0	0	31	
01	Sacha Killeya-Jones	g 3-3	0-0	0-0	0	5	5	2	6	0	3	2	16	
12	Brad Calipari	g 0-0	0-0	0-0	0	0	0	0	0	0	0	0	1	
23	Wenwen Gabriel	g 7-8	7-7	2-2	0	2	2	2	23	0	1	3	1	25
Team		0	4	4	0	4	4							
Totals		27-42	12-18	20-28	1	26	27	18	86	20	10	5	4	200
FG % 1st Half: 11-23 47.8%		2nd half: 16-19 84.2%		Game: 27-42 64.3%		Deadball		Rebounds		4				
3FG % 1st Half: 4-9 44.4%		2nd half: 8-9 88.9%		Game: 12-18 66.7%										
FT % 1st Half: 3-7 42.9%		2nd half: 17-21 81.0%		Game: 20-28 71.4%										

Officials: Doug Shows, Tony Greene, Todd Austin
 Technical fouls: Alabama-None. Kentucky-None.
 Attendance:

Score by periods	1st	2nd	Total
Alabama	19	44	63
Kentucky	29	57	86

Points In Off 2nd Fast
 UA 26 6 13 2 33
 UK 18 14 0 2 31

Last FG - UA 2nd-00:39, UK 2nd-00:22.
 Largest lead - UA by 2 1st-13:12, UK by 23 2nd-00:22.
 UA led for 02:08. UK led for 35:21. Game was tied for 02:14.

Score tied - 1 time.
 Lead changed - 8 times.

ST. LOUIS -- The Alabama men's basketball team fell to No. 4-seed Kentucky, 86-63, in the last meeting between the two teams that took place in the 2018 SEC Tournament semifinals on March 10, 2018 at the Scottrade Center.

Collin Sexton, who went on to earn SEC All-Tournament accolades, led the Tide with 21 points to become the Crimson Tide's all-time leading scorer in the SEC Tournament with 79 points. The former record of 77 points was set by James "Hollywood" Robinson in 1992.

John Petty also reached double figures, dropping 5-of-9 shots from beyond the arc to score 18 points.

The two sides battled back-and-forth to start the game with eight lead changes in the first six minutes of the contest as Alabama led 9-8. After Kentucky took the 11-10 advantage, the Tide kept the game within one possession, before the Wildcats pushed

ahead with a 7-0 run to go up 25-16 with 2:52 remaining in the opening half.

The Wildcats held a 10-point halftime lead and extended its lead in the second half, opening up with an 11-4 run to push the lead to 40-23 with 16:26 left in the game. However, the Crimson Tide continued to show resilience and would make a push. Alabama cut the deficit to 50-37 with 11:43 left after junior Avery Johnson Jr. knocked down a corner three-pointer to begin a rally. Then, Petty cut the lead to single digits after Petty completed the old-fashioned three-point play with 5:15 to go as the Tide trailed 62-53.

On the following possession, the Wildcats responded with another Wenwen Gabriel three-pointer to push the lead back to 12 and out of Alabama's reach. Gabriel finished a perfect 7-of-7 from the three-point line to go along with his game-high 23 points.

Kentucky shot a scorching 84.2 percent (16-of-19) from the field in the second half including 8-of-9 from beyond the arc in the final 20 minutes of play. For the game, UK converted 12-of-18 shots from beyond the arc to average 64.3 percent from the field (27-of-42) in the contest to secure the win.

LAST THREE GAME CUMES

RECORD:	OVERALL	HOME	AWAY	NEUTRAL
ALL GAMES	3-0	1-0	1-0	1-0
CONFERENCE	0-0	0-0	0-0	0-0
NON-CONFERENCE	3-0	1-0	1-0	1-0

#	Player	gp-gs	min	avg	fg-fga	fg%	3fg-fga	3fg%	ft-fa	ft%	off	def	tot	avg	pf	dq	a	to	bk	stl	pts	avg
00	Hall, Donta	3-3	92	30.7	19-23	.826	0-0	.000	12-14	.857	10	20	30	10.0	0	0	2	1	10	1	50	16.7
02	Lewis Jr., Kira	3-3	95	31.7	13-31	.419	3-9	.333	12-15	.800	2	4	6	2.0	7	0	16	6	0	3	41	13.7
23	Petty, John	3-3	95	31.7	12-26	.462	6-16	.375	5-6	.833	1	15	16	5.3	2	0	1	6	2	0	35	11.7
34	Mack, Tevin	3-3	64	21.3	9-19	.474	5-13	.385	5-8	.625	2	5	7	2.3	5	0	3	4	0	1	28	9.3
01	Norris, Riley	3-0	52	17.3	8-16	.500	5-10	.500	1-3	.333	4	6	10	3.3	3	0	0	1	0	1	22	7.3
12	Ingram, Dazon	3-0	61	20.3	7-14	.500	3-5	.600	4-10	.400	2	12	14	4.7	10	1	8	9	0	0	21	7.0
10	Jones, Herbert	3-3	65	21.7	7-14	.500	0-1	.000	7-12	.583	1	8	9	3.0	8	0	5	5	4	7	21	7.0
03	Reese, Alex	3-0	24	8.0	2-7	.286	0-3	.000	5-8	.625	0	4	4	1.3	0	0	0	3	1	2	9	3.0
30	Smith, Galin	3-0	23	7.7	2-6	.333	0-0	.000	1-4	.250	2	3	5	1.7	4	0	0	1	0	0	5	1.7
05	Johnson Jr, Avery	3-0	29	9.7	2-8	.250	0-1	.000	0-0	.000	0	3	3	1.0	2	0	2	2	0	0	4	1.3
Team																						
Total.....		3	600		81-164	.494	22-58	.379	52-80	.650	30	87	117	39.0	41	1	37	41	17	15	236	78.7
Opponents.....		3	600		80-193	.415	24-67	.358	24-30	.800	29	69	98	32.7	65	-	34	37	14	16	208	69.3

ALABAMA HEAD COACH AVERY JOHNSON



PREVIOUS COACHING EXPERIENCE

Dallas Mavericks Head Coach (2005-08)
 Brooklyn Nets Head Coach (2010-12)

YEAR-BY-YEAR RECORD

UNIVERSITY OF ALABAMA (66-49, .574)

Year	Overall	Conf.	Notes
2015-16	18-15	8-10	NIT 1st Round
2016-17	19-15	10-8	NIT 1st Round
2017-18	20-16	8-10	NCAA Round of 32
2018-19	8-3	0-0	

BROOKLYN NETS (60-116, .341)

Year	Overall	Conf.	Notes
2010-11	24-58	4th/Atlantic	
2011-12	22-44	5th/Atlantic	
2012-13	14-14	-	

DALLAS MAVERICKS (194-70, .735)

Year	Overall	Conf.	Notes
2004-05	16-2	2nd/Southwest	Playoffs (2nd rd.) NBA Coach of the Month (April)
2005-06	60-22	2nd/Southwest	NBA Finals NBA Coach of the Year All-Star Coach (Western) 2x NBA Coach of the Month
2006-07	67-15	1st/Southwest	Playoffs (1st rd.)
2007-08	51-31	4th/Southwest	Playoffs (1st rd.)

COLLEGE: 66-49 (.574) [SEC: 26-28, .481]
 NBA: 254-186 (.577)
 TOTAL: 320-235 (.576)

MILESTONES

Louisiana Sports HOF (2015)
 San Antonio Spurs HOF (2009)
 NBA Coach of the Year (2006)
 NBA Western Conference All-Star Coach (2006)
 NBA Champion (1999 San Antonio Spurs)
 2x SWAC Player of the Year (1987 & 1988)

BY THE NUMBERS

4,474 – Ranks second in San Antonio Spurs and 38th in NBA History in all-time assists
 16 – Total Number of NBA Seasons
 12.0 – Career assist average at Southern University (1987-88) – an NCAA record that still stands
 6 – San Antonio Spurs retired Johnson's No. 6 jersey on Dec. 22, 2007
 2 – One of only two players (Calvin Murphy) under 6-feet in height to play over 1,000 games in the NBA

Avery Johnson was introduced as Alabama's 20th head men's basketball coach on April 7, 2015. Johnson, who led the San Antonio Spurs to the 1999 NBA title as a player and was named the 2006 NBA Coach of the Year, came to the Capstone after a successful career in the NBA.

In three seasons at the Capstone, Johnson has guided the Crimson Tide to three consecutive postseason appearances – the first Alabama coach to achieve that feat in each of his first three seasons in nearly a quarter of a century (David Hobbs from 1993-95).

During the 2017-18 campaign, Johnson continued to lead the program back to national prominence as the Crimson Tide reached the NCAA Tournament for the first time since 2012. Alabama didn't just get to the tournament, but reached the second round with an 86-83 victory over Virginia Tech which was the program's first NCAA Tournament win since 2006. Moreover, Alabama finished the season with 20 victories (20-16), which was the first time since 2013 that UA reached the 20-win plateau.

On the court, the Crimson Tide played one of the toughest slates in program history, finishing the season with the fourth-ranked strength of schedule according to ESPN.com. Alabama played nine teams ranked in the Associated Press Top 25, finishing with an impressive 6-3 record. That number not only set a school record for most wins over AP Top-25 teams in a single-season, but it also tied for the most in the nation during regular season play. In his three seasons, Johnson has guided the Tide to an 11-10 record against teams ranked in the top 25, which is a huge improvement considering the Tide had lost 21 consecutive games against ranked opponents prior to his arrival.

Additionally, Alabama reached the SEC Tournament semifinals for a second consecutive season in 2018, which marked the first time since 1994 and 1995 that a Crimson Tide team achieved that feat. Johnson boasts a record of 5-3 in SEC Tournament action, including three straight seasons reaching at least the quarterfinals.

Off the court, fans responded to the excitement surrounding the men's basketball program. For the second time in Johnson's three seasons at the helm of the program, a new record was set for overall (227,640) and per game average (13,391) home attendance. The overall attendance mark bettered the record of 203,109 from the 2016-17 season, while the per game average eclipsed the 13,110 set in Johnson's first season (2015-16).

Much of the reason for the excitement surrounding the 2017-18 team came prior to the year during the recruiting period as Johnson and his staff brought in the nation's seventh-ranked recruiting class according to Rivals.com in 2017 – the highest recruiting class ranking in program history. For reasons like that and much more, Alabama basketball fans could see evidence that the men's basketball program was headed in the right direction.

During his second season at Alabama in 2016-17, Johnson guided the Crimson Tide to a 19-15 overall record, including a 10-8 mark in Southeastern Conference play, as the program reached the National Invitation Tournament for the second consecutive year.

Alabama tied for fifth overall in the final 2017 SEC standings. The five-spot improvement from the previous year tied for second-best in the SEC in 2016-17 and trailed only Florida, who improved six spots from the year prior (T-8th in 2016 and second in 2017).

During the 2015-16 season, his inaugural as a collegiate head coach, Johnson gave the fans a glimpse of the excitement that was in store. The Crimson Tide finished with an 18-15 record and earned an at-large selection to the 2016 National Invitation Tournament.

Johnson owned an NBA career coaching record of 254-186 (.577) after spending four seasons with the Dallas Mavericks (2004-08) and two-plus seasons with the Brooklyn Nets (2010-13).

During his time in Dallas, Johnson led the Mavericks to the postseason in each of his three-plus seasons as head coach. He led the Mavericks to a record of 194-70 (.735) and set the record for reaching the 50-win plateau (62 games) and the 150-win milestone (191 games) the fastest.

In his first full season as head coach, Johnson led the 2005-06 Mavericks to a 60-22 record and the team's first ever Western Conference Championship. He was named Western Conference Coach of the Month in November of 2005, becoming the first coach in league history to win the award in his first two full months of coaching. Johnson picked up the award for a third time in January, 2006.

The following season, he guided the team to an NBA-best 67 wins in 2006-07. In his final season in Dallas in 2007-08, Johnson led his club to 50-plus wins for the third straight year, finishing with a record of 51-31. Making the playoffs in four consecutive seasons, Johnson holds a career postseason record of 23-24 (.489).

In 16 NBA seasons, he averaged 8.4 points, 5.5 assists, 1.7 rebounds and 25.3 minutes played in 1,054 career games with seven different teams. Known as "The Little General" for his on-court leadership and diminutive stature, Johnson helped guide the San Antonio Spurs to an NBA Championship in 1999.

The New Orleans native played his final two collegiate seasons at Southern University, leading the NCAA in assists in each of his two years with the Jaguars, and was named the Southwestern Athletic Conference Player of the Year and the MVP of the conference tournament as both a junior and senior.

He still owns several NCAA Division I records, including most assists in a single game (22 – shared with three other players), most 20 or more assist games (4), the highest single season assist average (13.3) and the highest career assist average (12.0). As a senior in 1988, he averaged 11.4 points per game, making him the first men's Division I player ever to average double figures in points and assists in the same season.

Despite his numerous amateur accolades, Johnson was not selected in the 1988 NBA Draft. He started his professional career playing with the Palm Beach Stingrays of the United States Basketball League before signing as a free agent with the Seattle SuperSonics on Aug. 2, 1988.

Johnson changed teams six times during his first six seasons in the NBA. It wasn't until his fourth different stint with San Antonio in 1994-95 that he was able to finally settle down. Johnson stayed with the Spurs through the end of the 2000-01 season before signing as a free-agent with Denver on Aug. 19, 2001.

Johnson received a degree in psychology in 1988 from Southern University. He married his wife Cassandra in July of 1991 in New Orleans. They have two children, Christianne and Avery Jr.

THE LAST TIME...

TEAM

Scored 100 points or more:

Nov. 17, 2017 - UA 104, Alabama A&M 67

Scored 110 points or more:

Dec. 1, 2004 - UA 114, ETSU 77

Scored less than 50 points:

Jan. 6, 2018 - Georgia 65, UA 46

Allowed 100 points:

Dec. 4, 2004 - UA 102, Charlotte 101

Held opponent to 40 points or less:

Jan. 10, 2015 - UA 56, Tennessee 38

Held opponent to 15 pts or less in half:

Nov. 29, 2016 - 15 points allowed vs. Charleston Southern (1st half)

Scored 50 points in a half:

Dec. 18, 2018 - 50 points in second half vs. Liberty

Won an overtime game:

Feb. 7, 2017 - UA 90, South Carolina 86

Lost an overtime game:

Feb. 21, 2015 - Georgia 66, UA 65

Played a double-overtime game:

Feb. 7, 2017 - UA 90, South Carolina 86

Played a triple-overtime game:

Feb. 7, 2017 - UA 90, South Carolina 86

Played a quadruple-overtime game:

Feb. 7, 2017 - UA 90, South Carolina 86

Shot 60% or better in a half:

March 15, 2018 - 60.9% in 2nd half vs. Virginia Tech

Failed to hit a three-pointer in a game:

Dec. 4, 2010 vs. Purdue (277 games)

Had at least 15 steals in a game:

Feb. 20, 2013 vs. Mississippi State (18)

Had at least 25 assists in a game:

Nov. 17, 2017 vs. Alabama A&M (25)

Forced 25 turnovers in a game:

Nov. 11, 2012 vs. West Alabama (25)

Played a ranked opponent (AP poll):

March 17, 2018 vs. No. 2 Villanova (lost, 81-58)

Beat a ranked opponent at neutral site:

March 9, 2018 vs. No. 16 Auburn (won, 81-63)

Beat a ranked opponent at home:

Feb. 10, 2018 at No. 15 Tennessee (won, 78-50)

Beat a ranked opponent on the road:

Feb. 3, 2018 at No. 23, Florida (won, 68-50)

Beat a top-10 opponent:

Dec. 30, 2017 vs. No. 5 Texas A&M (won, 79-57)

Beat a top-10 opponent on the road:

Feb. 21, 2004 in Starkville, Miss. (beat No. 4 Mississippi State, 77-73)

Beat a top-5 opponent:

Dec. 30, 2017 vs. No. 5 Texas A&M (won, 79-57)

Beat a top-5 opponent on the road:

Feb. 21, 2004 in Starkville, Miss. (beat No. 4 Mississippi State, 77-73)

Played a No. 1 ranked opponent:

Jan. 31, 2015 vs. No. 1/1 Kentucky (lost, 70-55)

Beat a No. 1 ranked opponent on the road:

Jan. 28, 1983 at No. 1 UCLA (won, 70-67)

Beat a No. 1 ranked opponent:

March 20, 2004 vs. No. 1 Stanford (NCAA tournament (won, 70-67)

INDIVIDUAL

Had a player score 50 points:

Michael Nordholz (50) vs. Southern Miss, 12/12/76 (single-game scoring record)

Had a player score 40 points:

Collin Sexton (40) vs. Minnesota, 11/25/17

Had a player score 35 points:

Collin Sexton (40) vs. Minnesota, 11/25/17

Had a player score 30 points:

Collin Sexton (31) vs. Auburn, 3/9/18

Had a player grab 20 rebounds:

Richard Hendrix (23) vs. Troy, 11/9/07

Had a player dish out 10 or more assists:

Mikhail Torrence (11) vs. LSU, 1/27/10

Had a player block five shots:

Donta Hall (8) vs. Oklahoma, 1/27/18

Had a player block 10 shots:

Roy Rogers (10) vs. LSU, 2/17/96

Had a player with seven or more steals in a game:

Jeremy Hays (8) vs. Oregon State, 12/12/98

Had two players record a double-double in same game:

Donta Hall (13 pts, 14 rebs), Dazon Ingram (10 pts, 14 rebs) vs. Rhode Island, 12/6/17

Had three players record a double-double in same game:

Jermareo Davidson (12 pts, 12 rebs), Alonzo Gee (22 pts, 10 rebs), Richard Hendrix (18 pts, 12 rebs) vs. Louisiana Monroe, 11/28/06

Had a player record a double-double in three consecutive games:

Richard Hendrix (24 pts, 16 rebs vs. Florida, 17 pts, 11 rebs at Arkansas, 19 pts, 10 rebs at Georgia) (1/8, 1/13, 1/16, 2008)

Had a player record a double-double in four consecutive games:

Richard Hendrix (19 pts, 13 rebs vs. Chicago State, 24 pts, 16 rebs vs. Florida, 17 pts, 11 rebs at Arkansas, 19 pts, 10 rebs at Georgia) (Jan. 4, Jan. 8, Jan. 13, Jan. 16 2008)

Had a player record a triple-double:

Roy Rogers (27 pts, 10 rebs, 10 blocks) vs. LSU, 2/17/96

Had two players score 20 points in a game:

Collin Sexton (25) and John Petty (20) vs. Virginia Tech, 3/15/18

Had five or more players score in double figures:

Donta Hall (13), John Petty (12), Daniel Giddens (12), Collin Sexton (11) and Dazon Ingram (10) vs. Rhode Island, 12/6/17



0 Donta Hall

SENIOR

Forward • 6-9 • 230 • Luverne, Ala.
Luverne HS

CAREER HIGHS

Points	21	vs. Liberty (12/18/18)
Rebounds	14	2x, last vs. Stephen F. Austin (12/30/18)
Assists	3	2x, last vs. Lipscomb (11/14/17)
Steals	3	2x, last at Mississippi State (2/6/18)
Blocks	8	vs. Oklahoma (1/27/18)
Minutes	39	at South Carolina (2/7/17)
Field Goals	9	UCF (12/3/17)
FG Att.	11	vs. Ball State (11/16/18)
3-Point FG		
3-Point Att.		
Free Throws	9	vs. Liberty (12/18/18)
FT Att.	11	vs. Liberty (12/18/18)

2018-19 SEASON HIGHS

Points	21	vs. Liberty (12/18/18)
Rebounds	14	vs. Stephen F. Austin (12/30/18)
Assists	2	2x, last vs. Georgia State (12/4/18)
Steals	1	5x, last vs. Liberty (12/18/18)
Blocks	4	vs. Liberty (12/18/18)
Minutes	30	vs. Liberty (12/18/18)
Field Goals	8	vs. Southern (11/6/18)
FG Att.	11	vs. Ball State (11/16/18)
3-Point FG		
3-Point Att.		
Free Throws	9	vs. Liberty (12/18/18)
FT Att.	11	vs. Liberty (12/18/18)

MISCELLANEOUS STATS

CATEGORY	2018-19	CAREER
Double-digit scoring	9	35
20+ point games	2	4
Double-digit rebounding	5	13
Double-doubles	5	10
Led UA in scoring	3	11
Led UA in rebounding	8	38
Led UA in three-pointers		
Led UA in assists	1	3
Led UA in steals	1	19
Led UA in blocks	11	66
5+ assist games		
3+ three-pointers		
3+ steal games		2
3+ block games	5	30

CAREER ACCOLADES

- 2018 SEC All-Defensive Team
- Currently has 148 dunks throughout his career
- Has five double-doubles this season and 10 for his career
- Led the SEC with 75 dunks in 2017-18
- Set a new school record in single-season field goal percentage as a junior, shooting 72.6 percent (151-of-208)
- Graduated in Dec., 2017, and is currently working towards his master's degree
- One of four scholarship players on this year's roster who have graduated



2018-19 SEASON HIGHLIGHTS

- His five double-doubles on the year is second in the SEC
- Among current SEC players, he ranks first in blocked shots (199) and third in rebounding (650)
- Leads Alabama in rebounding, blocks, field goal percentage, dunks (21) and double-figure scoring games (9)
- Has scored in double figures in six consecutive contests and is averaging 14.2 points and 9.8 rebounds per game over the stretch
- Averaging 16.7 points, 10.0 rebounds and 3.3 blocks in last three contests entering Saturday's game against Kentucky
- Scored a career-high 21 points by knocking down all six shots from the floor and going a career-best 9-of-11 from the foul line to go along with four blocks in the win over Liberty (12/18)
- Went 8-of-9 from the field to finish with 21 points, while leading the team in blocks (2) vs. Southern (11/6)
- Led all players in points (17), rebounds (11) and blocks (3) in the victory over Penn State (12/21)
- Collected a season-high 14 rebounds paired along with 12 points at Stephen F. Austin (12/30)
- Had 11 points and 11 rebounds vs. Georgia State (12/4)
- Added 12 points and 12 rebounds to go along with three blocks vs. Ball State (11/16)
- Dropped 12 points and pulled down 12 rebounds against Appalachian State (11/11)
- Put up 11 points, nine rebounds and two blocks at UCF (11/29)
- Went 3-of-4 from the field and 7-of-9 from the line to put up 13 points and nine rebounds against Arizona (12/9)

HALL'S 2018-19 GAME-BY-GAME STATS

Opponent	Date	GS	Min	FG	FGA	Pct	3FG	FGA	Pct	FT	FTA	Pct	Off	Def	Tot	Avg	PF	A	TO	Blk	Stl	Pts	Avg
SOUTHERN	11/6	*	21	8	9	.889	0	0	.000	4	8	.500	2	3	5	5.0	3	1	2	2	0	20	20.0
APPALACHIAN STATE	11/11	*	27	4	7	.571	0	0	.000	4	6	.667	2	10	12	8.5	2	0	0	1	1	12	16.0
vs. Northeastern	11/15	*	19	0	1	.000	0	0	.000	0	0	.000	1	2	3	6.7	1	2	0	2	0	0	10.7
vs. Ball State	11/16	*	27	5	11	.455	0	0	.000	2	2	1.000	4	8	12	8.0	1	1	1	3	0	12	11.0
vs. Wichita State	11/18	*	15	0	1	.000	0	0	.000	2	2	1.000	1	0	1	6.6	2	1	1	1	1	2	9.2
MURRAY STATE	11/26	*	21	0	3	.000	0	0	.000	2	2	1.000	2	4	6	6.5	0	0	2	3	1	2	8.0
at UCF	11/29	*	27	5	10	.500	0	0	.000	1	2	.500	6	3	9	6.9	4	0	3	2	0	11	8.4
GEORGIA STATE	12/4	*	25	3	4	.750	0	0	.000	5	6	.833	3	8	11	7.4	3	2	3	3	1	11	8.8
ARIZONA	12/9	*	25	3	4	.750	0	0	.000	7	9	.778	2	7	9	7.6	2	0	0	0	0	13	9.2
vs. Liberty	12/18	*	30	6	6	1.000	0	0	.000	9	11	.818	3	2	5	7.3	0	1	1	4	1	21	10.4
PENN STATE	12/21	*	29	7	10	.700	0	0	.000	3	3	1.000	4	7	11	7.6	0	1	0	3	0	17	11.0
at Stephen F. Austin	12/30	*	33	6	7	.857	0	0	.000	0	0	.000	3	11	14	8.2	0	0	0	3	0	12	11.1
KENTUCKY*	1/5																						
at LSU*	1/8																						
TEXAS A&M*	1/12																						
at Missouri*	1/16																						
at Tennessee*	1/19																						
OLE MISS*	1/22																						
at Baylor	1/26																						
MISSISSIPPI STATE*	1/29																						
at Auburn*	2/2																						
GEORGIA*	2/6																						
at Vanderbilt*	2/9																						
at Mississippi State*	2/12																						
FLORIDA*	2/16																						
at Texas A&M*	2/19																						
VANDERBILT*	2/23																						
at South Carolina*	2/26																						
LSU*	3/2																						
AUBURN*	3/5																						
at Arkansas*	3/9																						
at SEC Tournament	3/13-17																						


* indicates Southeastern Conference opponent

HALL'S CAREER STATS

YEAR	GP	GS	MIN	AVG	FG	FGA	PCT	3FG	3FGA	PCT	FT	FTA	PCT	OFF	DEF	TOT	AVG	PF	FO	AST	TO	BLK	STL	PTS	AVG
2015-16	33	0	421	12.8	37	61	.607	0	0	.000	19	44	.432	46	96	142	4.3	83	5	7	16	56	15	93	2.8
2016-17	34	20	670	19.7	79	120	.658	0	0	.000	45	75	.600	66	120	186	5.5	85	3	18	31	48	18	203	6.0
2017-18	34	31	806	23.7	151	208	.726	0	0	.000	60	108	.556	76	148	224	6.6	59	0	20	43	68	24	362	10.6
2018-19	12	12	299	24.9	47	73	.644	0	0	.000	39	51	.765	33	65	98	8.2	18	0	9	13	27	5	133	11.1
TOTAL	113	63	2196	19.4	314	462	.680	0	0	.000	163	278	.586	221	429	650	5.8	245	8	54	103	199	62	791	7.0

HALL'S CAREER SEC STATS

YEAR	GP	GS	MIN	AVG	FG	FGA	PCT	3FG	3FGA	PCT	FT	FTA	PCT	OFF	DEF	TOT	AVG	PF	FO	AST	TO	BLK	STL	PTS	AVG
2015-16	18	0	227	12.6	19	34	.559	0	0	.000	8	21	.381	32	62	94	5.2	53	5	5	8	28	9	46	2.6
2016-17	18	15	372	20.7	38	59	.644	0	0	.000	23	40	.575	38	65	103	5.7	46	2	11	19	23	8	99	5.5
2017-18	17	14	406	23.9	77	104	.740	0	0	.000	31	62	.500	39	72	111	6.5	30	0	7	19	28	14	185	10.9
2018-19																									
TOTAL	53	29	1005	19.0	134	197	.680	0	0	.000	62	123	.504	109	199	308	5.8	129	7	23	46	79	31	330	6.2



1 Riley Norris

GRADUATE

Guard/Forward • 6-7 • 212 • Albertville, Ala.
Albertville HS

CAREER HIGHS

Points	27	South Carolina (1/13/16)
Rebounds	16	at LSU (2/17/16)
Assists	3	at Georgia (3/5/16)
Steals	3	4x, last vs. Auburn (2/4/17)
Blocks	2	vs. Jacksonville State (12/29/15)
Minutes	46	at South Carolina (2/7/17)
Field Goals	9	South Carolina (1/13/16)
FG Att.	16	South Carolina (1/13/16)
3-Point FG	8	South Carolina (1/13/16)
3-Point Att.	11	South Carolina (1/13/16)
Free Throws	8	Louisiana (11/20/15)
FT Att.	10	Louisiana (11/20/15)

2018-19 SEASON HIGHS

Points	14	vs. Stephen F. Austin (12/30/18)
Rebounds	6	vs. Stephen F. Austin (12/30/18)
Assists		
Steals	1	vs. Liberty (12/18/18)
Blocks		
Minutes	19	vs. Stephen F. Austin (12/30/18)
Field Goals	5	vs. Stephen F. Austin (12/30/18)
FG Att.	10	vs. Stephen F. Austin (12/30/18)
3-Point FG	4	vs. Stephen F. Austin (12/30/18)
3-Point Att.	7	vs. Stephen F. Austin (12/30/18)
Free Throws	2	vs. Georgia State (12/4/18)
FT Att.	2	2x, last vs. Liberty (12/18/18)

MISCELLANEOUS STATS

CATEGORY	2018-19	CAREER
Double-digit scoring	1	34
20+ point games		2
Double-digit rebounding		8
Double-doubles		5
Led UA in scoring		9
Led UA in rebounding		22
Led UA in three-pointers	1	29
Led UA in assists		7
Led UA in steals		17
Led UA in blocks		6
5+ assist games		
3+ three-pointers		14
3+ steal games		4
3+ block games		

CAREER ACCOLADES

- 2018 SEC Academic Honor Roll
- 2015 SEC First Year Academic Honor Roll
- Earned undergraduate degree in Dec., 2017 and is currently working towards his master's degree with anticipated graduation in May, 2019
- One of four scholarship players on this year's roster who have graduated

2018-19 SEASON HIGHLIGHTS

- Leads Alabama in three-point field goal percentage, having knocked down 5-of-11 treys (45.5 percent) in four games played this season
- Has seen playing time increase steadily since returning from a medical procedure that sidelined him for the first five games of the season, averaging 17.3 mpg over last three contests
- Provided a spark of energy off the bench at Stephen F. Austin (12/30) knocking down a team-high four three-pointers going for season highs of 14 points and six rebounds
- Finished with seven points in 18 minutes of action against Penn State (12/21)
- Finished with three boards in the win over Liberty (12/18)
- Made his season debut against Georgia State (12/4) adding four points and one rebound off the bench



NORRIS' 2018-19 GAME-BY-GAME STATS

Opponent	Date	GS	Min	FG	FGA	Pct	3FG	3FGA	Pct	FT	FTA	Pct	Off	Def	Tot	Avg	PF	A	TO	Blk	Stl	Pts	Avg	
SOUTHERN	11/6																							
APPALACHIAN STATE	11/11																							
vs. Northeastern	11/15																							
vs. Ball State	11/16																							
vs. Wichita State	11/18																							
MURRAY STATE	11/26																							
at UCF	11/29																							
GEORGIA STATE	12/4	8	1	2	500	0	1	.000	2	2	1.000	0	1	1	1.0	2	0	0	0	0	0	4	4.0	
ARIZONA	12/9																							
vs. Liberty	12/18	15	0	2	.000	0	1	.000	1	2	.500	1	3	4	2.5	2	0	0	0	0	1	1	2.5	
PENN STATE	12/21	18	3	4	.750	1	2	.500	0	1	.000	0	0	0	1.7	0	0	1	0	0	0	7	4.0	
at Stephen F. Austin	12/30	19	5	10	.500	4	7	.571	0	0	.000	3	3	6	2.8	1	0	0	0	0	0	14	6.5	
KENTUCKY*	1/5																							
at LSU*	1/8																							
TEXAS A&M*	1/12																							
at Missouri*	1/16																							
at Tennessee*	1/19																							
OLE MISS*	1/22																							
at Baylor	1/26																							
MISSISSIPPI STATE*	1/29																							
at Auburn*	2/2																							
GEORGIA*	2/6																							
at Vanderbilt*	2/9																							
at Mississippi State*	2/12																							
FLORIDA*	2/16																							
at Texas A&M*	2/19																							
VANDERBILT*	2/23																							
at South Carolina*	2/26																							
LSU*	3/2																							
AUBURN*	3/5																							
at Arkansas*	3/9																							
at SEC Tournament	3/13-17																							


* indicates Southeastern Conference opponent

NORRIS' CAREER STATS

YEAR	GP	GS	MIN	AVG	FG	FGA	PCT	3FG	3FGA	PCT	FT	FTA	PCT	OFF	DEF	TOT	AVG	PF	FO	AST	TO	BLK	STL	PTS	AVG
2014-15	34	8	712	20.9	55	145	.379	25	74	.338	26	43	.605	40	102	142	4.2	79	1	22	31	7	21	161	4.7
2015-16	33	19	930	28.2	77	208	.370	45	120	.375	47	72	.653	54	122	176	5.3	64	0	23	39	8	26	246	7.5
2016-17	34	27	927	27.3	105	258	.407	47	141	.333	48	65	.738	41	88	129	3.8	76	1	25	38	4	23	305	9.0
2017-18	9	3	166	18.4	16	37	.432	6	20	.300	5	8	.625	6	16	22	2.4	19	0	6	5	0	4	43	4.8
2018-19	4	0	60	15.0	9	18	.500	5	11	.455	3	5	.600	4	7	11	2.8	5	0	0	1	0	1	26	6.5
TOTAL	114	57	2795	24.5	262	666	.393	128	366	.350	129	193	.668	145	335	480	4.2	243	2						

NORRIS' CAREER SEC STATS

YEAR	GP	GS	MIN	AVG	FG	FGA	PCT	3FG	3FGA	PCT	FT	FTA	PCT	OFF	DEF	TOT	AVG	PF	FO	AST	TO	BLK	STL	PTS	AVG	
2014-15	18	4	381	21.2	24	75	.320	13	42	.310	14	25	.560	20	52	72	4.0	41	1	11	18	2	8	75	4.2	
2015-16	18	16	569	31.6	50	131	.382	30	79	.380	20	32	.625	34	76	110	6.1	38	0	15	25	3	16	150	8.3	
2016-17	18	16	534	29.7	61	148	.412	28	81	.346	26	37	.703	14	42	56	3.1	47	1	9	23	1	12	176	9.8	
2018-19																										
TOTAL	54	36	1484	27.5	135	354	.381	71	202	.351	60	94	.638	68	170	238	4.4	126	2	35	66	6	36	401	7.4	



2 Kira Lewis Jr.

FRESHMAN

Guard • 6-3 • 167 • Meridianville, Ala.
Hazel Green HS

CAREER HIGHS

Points	24	vs. Wichita State (11/18/18)
Rebounds	4	2x, last vs. Wichita State (11/18/18)
Assists	8	vs. Stephen F. Austin (12/30/18)
Steals	3	vs. Ball State (11/16/18)
Blocks	1	4x, last vs. Georgia State (12/4/18)
Minutes	35	vs. Liberty (12/18/18)
Field Goals	9	vs. Appalachian State (11/11/18)
FG Att.	18	vs. Appalachian State (11/11/18)
3-Point FG	5	vs. Georgia State (12/4/18)
3-Point Att.	10	vs. Georgia State (12/4/18)
Free Throws	11	vs. Wichita State (11/18/18)
FT Att.	11	vs. Wichita State (11/18/18)

2018-19 SEASON HIGHS

Points	24	vs. Wichita State (11/18/18)
Rebounds	4	2x, last vs. Wichita State (11/18/18)
Assists	8	vs. Stephen F. Austin (12/30/18)
Steals	3	vs. Ball State (11/16/18)
Blocks	1	4x, last vs. Georgia State (12/4/18)
Minutes	35	vs. Liberty (12/18/18)
Field Goals	9	vs. Appalachian State (11/11/18)
FG Att.	18	vs. Appalachian State (11/11/18)
3-Point FG	5	vs. Georgia State (12/4/18)
3-Point Att.	10	vs. Georgia State (12/4/18)
Free Throws	11	vs. Wichita State (11/18/18)
FT Att.	11	vs. Wichita State (11/18/18)

MISCELLANEOUS STATS

CATEGORY	2018-19	CAREER
Double-digit scoring	8	8
20+ point games	4	4
Double-digit rebounding		
Double-doubles		
Led UA in scoring	8	8
Led UA in rebounding		
Led UA in three-pointers	4	4
Led UA in assists	4	4
Led UA in steals	3	3
Led UA in blocks		
5+ assist games	2	2
3+ three-pointers	2	2
3+ steal games	1	1
3+ block games		

CAREER ACCOLADES

- Is the second-youngest player in D-I for the 2018-19 season at 17 years old (birthday is April 6, 2001)
- Named SEC Freshman of the Week for the week of Dec. 10

2018-19 SEASON HIGHLIGHTS

- Leads Alabama in 20-point games (4), scoring and assists
- Exploded with a career and team-high of 24 points going 6-of-9 from the field and a perfect 11-of-11 from the line, while collecting four rebounds and two assists against Wichita State (11/18)
- Scored a career and team-high of 21 points to go along with four rebounds and one assist against Appalachian State (11/11)
- Was a crucial factor in the win against Murray State (11/26) registering 20 points in back-to-back games, while adding four assists and two steals
- Went 4-of-5 from outside the arc and finished with 20 points, including hitting a 3-pointer with 13 seconds left to seal the win over Arizona (12/9)
- Finished with 17 points, including going 7-of-8 from the line, and a career-best eight assists at Stephen F. Austin (12/30)
- Led the team in threes made (5) and points (19) while collecting three rebounds against Georgia State (12/4)
- Had 17 points and a team-leading four assists in the win over Liberty (12/18)
- Went 7-of-12 from the field to total 17 points, four assists, three rebounds, and one steal against Liberty (12/18)
- Registered double-digits in scoring to lead the team in points (14) for a third consecutive game against UCF (11/29)
- Led the team in assists (4), while adding seven points, one steal, and one rebound against Penn State (12/21)
- Led the team in steals (3) while adding eight points, three assists, and two rebounds vs. Ball State (11/16)
- Added eight points and three rebounds vs. Northeastern (11/15)
- Made his collegiate debut in the season opener against Southern (11/6), earning the start and leading the team with a game-high seven assists to go along with six points in 29 minutes of action



LEWIS JR.'S 2018-19 GAME-BY-GAME STATS

Opponent	Date	GS	Min	FG	FGA	Pct	3FG	3FGA	Pct	FT	FTA	Pct	Off	Def	Tot	Avg	PF	A	TO	Blk	Stl	Pts	Avg
SOUTHERN	11/6	*	29	2	5	.400	1	3	.333	1	1	1.000	1	1	2	2.0	3	7	3	1	1	6	6.0
APPALACHIAN STATE	11/11	*	31	9	18	.500	3	6	.500	0	0	.000	3	1	4	3.0	2	1	1	0	0	21	13.5
vs. Northeastern	11/15	*	31	3	10	.300	1	6	.167	0	0	.000	0	0	0	2.0	3	1	1	0	0	7	11.3
vs. Ball State	11/16	*	30	3	6	.500	0	2	.000	2	2	1.000	0	2	2	2.0	3	3	3	1	3	8	10.5
vs. Wichita State	11/18	*	33	6	9	.667	1	2	.500	11	11	1.000	0	4	4	2.4	2	2	0	0	0	24	13.2
MURRAY STATE	11/26	*	28	6	13	.462	1	4	.250	7	10	.700	1	1	2	2.3	2	3	1	1	1	20	14.3
at UCF	11/29	*	32	6	11	.545	2	5	.400	0	0	.000	0	2	2	2.3	4	2	2	0	0	14	14.3
GEORGIA STATE	12/4	*	33	6	12	.500	5	10	.500	2	2	1.000	0	3	3	2.4	1	1	1	1	1	19	14.9
ARIZONA	12/9	*	30	7	13	.538	4	5	.800	2	4	.500	0	2	2	2.4	2	1	3	0	1	20	15.6
vs. Liberty	12/18	*	35	7	12	.583	1	2	.500	2	3	.667	0	3	3	2.4	3	4	2	0	1	17	15.8
PENN STATE	12/21	*	29	2	7	.286	0	1	.000	3	4	.750	0	1	1	2.3	2	4	1	0	1	7	14.9
at Stephen F. Austin	12/30	*	31	4	12	.333	2	6	.333	7	8	.875	2	0	2	2.4	2	8	3	0	1	17	15.0
KENTUCKY*	1/5																						
at LSU*	1/8																						
TEXAS A&M*	1/12																						
at Missouri*	1/16																						
at Tennessee*	1/19																						
OLE MISS*	1/22																						
at Baylor	1/26																						
MISSISSIPPI STATE*	1/29																						
at Auburn*	2/2																						
GEORGIA*	2/6																						
at Vanderbilt*	2/9																						
at Mississippi State*	2/12																						
FLORIDA*	2/16																						
at Texas A&M*	2/19																						
VANDERBILT*	2/23																						
at South Carolina*	2/26																						
LSU*	3/2																						
AUBURN*	3/5																						
at Arkansas*	3/9																						
at SEC Tournament	3/13-17																						


* indicates Southeastern Conference opponent

LEWIS' CAREER STATS

YEAR	GP	GS	MIN	AVG	FG	FGA	PCT	3FG	3FGA	PCT	FT	FTA	PCT	OFF	DEF	TOT	AVG	PF	FO	AST	TO	BLK	STL	PTS	AVG
2018-19	12	12	372	31.0	61	128	.477	21	52	.404	37	45	.822	7	20	27	2.3	29	0	37	21	4	10	180	15.0
TOTAL	12	12	372	31.0	61	128	.477	21	52	.404	37	45	.822	7	20	27	2.3	29	0	37	21	4	10	180	15.0

LEWIS' CAREER SEC STATS

YEAR	GP	GS	MIN	AVG	FG	FGA	PCT	3FG	3FGA	PCT	FT	FTA	PCT	OFF	DEF	TOT	AVG	PF	FO	AST	TO	BLK	STL	PTS	AVG
2018-19																									
TOTAL																									



3 Alex Reese

SOPHOMORE

Forward • 6-9 • 238 • Pelham, Ala.
Pelham HS

CAREER HIGHS

Points	19	vs. Wichita State (11/18/18)
Rebounds	9	2x, last vs. Lipscomb (11/14/17)
Assists	3	2x, last vs. Arizona (12/9/18)
Steals	4	vs. Memphis (11/10/17)
Blocks	2	vs. Murray State (11/26/18)
Minutes	30	vs. Memphis (11/10/17)
Field Goals	4	4x, vs. Wichita State (11/18/18)
FG Att.	14	vs. UCF (11/29/18)
3-Point FG	3	vs. Murray State (11/26/18)
3-Point Att.	7	2x, last vs. UCF (11/29/18)
Free Throws	9	vs. Wichita State (11/18/18)
FT Att.	10	vs. Wichita State (11/18/18)

2018-19 SEASON HIGHS

Points	19	vs. Wichita State (11/18/18)
Rebounds	8	vs. Arizona (12/9/18)
Assists	3	vs. Arizona (12/9/18)
Steals	2	3x, last vs. Liberty (12/18/18)
Blocks	2	vs. Murray State (11/26/18)
Minutes	28	vs. UCF (11/29/18)
Field Goals	5	2x, last vs. Arizona (12/9/18)
FG Att.	14	vs. UCF (11/29/18)
3-Point FG	3	vs. Murray State (11/26/18)
3-Point Att.	7	vs. UCF (11/29/18)
Free Throws	9	vs. Wichita State (11/18/18)
FT Att.	10	vs. Wichita State (11/18/18)

MISCELLANEOUS STATS

CATEGORY	2018-19	CAREER
Double-digit scoring	3	5
20+ point games		
Double-digit rebounding		
Double-doubles		
Led UA in scoring	1	1
Led UA in rebounding		3
Led UA in three-pointers	2	5
Led UA in assists		
Led UA in steals	4	8
Led UA in blocks		
5+ assist games		
3+ three-pointers	1	1
3+ steal games		1
3+ block games		

CAREER ACCOLADES

- 2018 SEC First Year Academic Honor Roll

2018-19 SEASON HIGHLIGHTS

- Went for a career high of 19 points, going 9-for-10 from the line while adding two rebounds and an assist against Wichita State (11/18)
- Provided an offensive spark off the bench in the win against Arizona (12/9), scoring 15 points while collecting eight rebounds and two assists
- Led the team in points (14) and threes (2), while collecting three rebounds and two assists against UCF (11/29)
- Registered a career high of three pointers made (3) while adding nine points and two steals vs. Murray State (11/26)
- Shot 4-of-9 from the floor to total nine points to go along with four rebounds and two steals against Georgia State (12/4)
- Scored eight points in the season opener vs. Southern (11/6), knocking down a pair of threes
- Added seven points, three rebounds, and two steals against Liberty (12/18)
- Put up five points and three rebounds off the bench against Appalachian State (11/11)



REESE'S 2018-19 GAME-BY-GAME STATS

Opponent	Date	GS	Min	FG	FGA	Pct	3FG	FGA	Pct	FT	FTA	Pct	Off	Def	Tot	Avg	PF	A	TO	Blk	Stl	Pts	Avg
SOUTHERN	11/6		21	3	5	.600	2	3	.667	0	0	.000	0	1	1	1.0	1	1	1	0	0	8	8.0
APPALACHIAN STATE	11/11		13	1	3	.333	0	0	.000	3	4	.750	2	1	3	2.0	2	0	1	0	0	5	6.5
vs. Northeastern	11/15		9	0	2	.000	0	2	.000	0	0	.000	0	0	0	1.3	2	1	1	0	1	0	4.3
vs. Ball State	11/16		3	0	1	.000	0	1	.000	0	0	.000	0	1	1	1.3	1	0	0	0	0	0	3.3
vs. Wichita State	11/18		15	4	7	.571	2	5	.400	9	10	.900	1	1	2	1.4	1	1	1	0	0	19	6.4
MURRAY STATE	11/26		21	3	9	.333	3	5	.600	0	0	.000	0	0	0	1.2	2	1	1	2	2	9	6.8
at UCF	11/29		28	5	14	.357	2	7	.286	2	2	1.000	2	1	3	1.4	2	2	1	0	0	14	7.9
GEORGIA STATE	12/4		15	4	9	.444	0	4	.000	1	2	.500	1	3	4	1.8	0	0	0	0	2	9	8.0
ARIZONA	12/9		27	5	9	.556	2	3	.667	3	3	1.000	3	5	8	2.4	3	3	3	0	2	15	8.8
vs. Liberty	12/18		14	1	5	.200	0	2	.000	5	8	.625	0	3	3	2.5	0	0	1	0	2	7	8.6
PENN STATE	12/21		5	1	1	1.000	0	0	.000	0	0	.000	0	1	1	2.4	0	0	1	1	0	2	8.0
at Stephen F. Austin	12/30		5	0	1	.000	0	1	.000	0	0	.000	0	0	0	2.2	0	0	1	0	0	0	7.3
KENTUCKY*	1/5																						
at LSU*	1/8																						
TEXAS A&M*	1/12																						
at Missouri*	1/16																						
at Tennessee*	1/19																						
OLE MISS*	1/22																						
at Baylor	1/26																						
MISSISSIPPI STATE*	1/29																						
at Auburn*	2/2																						
GEORGIA*	2/6																						
at Vanderbilt*	2/9																						
at Mississippi State*	2/12																						
FLORIDA*	2/16																						
at Texas A&M*	2/19																						
VANDERBILT*	2/23																						
at South Carolina*	2/26																						
LSU*	3/2																						
AUBURN*	3/5																						
at Arkansas*	3/9																						
at SEC Tournament	3/13-17																						


* indicates Southeastern Conference opponent

REESE'S CAREER STATS

YEAR	GP	GS	MIN	AVG	FG	FGA	PCT	3FG	3FGA	PCT	FT	FTA	PCT	OFF	DEF	TOT	AVG	PF	FO	AST	TO	BLK	STL	PTS	AVG
2017-18	32	1	370	11.6	46	118	.390	24	74	.324	11	14	.786	22	67	89	2.8	33	0	9	21	7	15	127	4.0
2018-19	12	0	176	14.7	27	66	.409	11	33	.333	23	29	.793	9	17	26	2.2	14	0	9	12	3	9	88	7.3
TOTAL	44	1	546	12.4	73	184	.397	35	107	.327	34	43	.791	31	84	115	2.6	47	0	18	33	10	24	215	4.9

REESE'S CAREER SEC STATS

YEAR	GP	GS	MIN	AVG	FG	FGA	PCT	3FG	3FGA	PCT	FT	FTA	PCT	OFF	DEF	TOT	AVG	PF	FO	AST	TO	BLK	STL	PTS	AVG	
2017-18	16	0	173	10.8	24	64	.375	14	40	.350	7	8	.875	8	34	42	2.6	20	0	2	11	2	7	69	4.3	
2018-19																										
TOTAL	16	0	173	10.8	24	64	.375	14	40	.350	7	8	.875	8	34	42	2.6	20	0	2	11	2	7	69	4.3	



4 Daniel Giddens

JUNIOR

Forward/Center • 6-11 • 247 • Mableton, Ga.
Oak Hill Academy/ Ohio State

CAREER HIGHS

Points	13	Mississippi State (1/20/18)
Rebounds	9	4x, last vs. Oklahoma (1/27/18)
Assists	1	3x, last vs. Northeastern (11/15/18)
Steals	4	at Connecticut (12/12/15)
Blocks	6	UT Arlington (11/20/15)
Minutes	28	Penn State (1/25/16)
Field Goals	5	4x, last vs. Mississippi State (1/20/18)
FG Att.	9	Rhode Island (12/6/17)
3-Point FG		
3-Point Att.	1	Michigan State (3/11/16)
Free Throws	3	6x, last vs. Florida (2/27/18)
FT Att.	7	Lipscomb (11/14/17)

2018-19 SEASON HIGHS

Points	4	vs. Appalachian State (11/11/18)
Rebounds	6	vs. Southern (11/6/18)
Assists	1	2x, last vs. Northeastern (11/15/18)
Steals		
Blocks		
Minutes	8	vs. Appalachian State (11/11/18)
Field Goals	2	vs. Appalachian State (11/11/18)
FG Att.	4	vs. Appalachian State (11/11/18)
3-Point FG		
3-Point Att.		
Free Throws	2	vs. Southern (11/6/18)
FT Att.	4	vs. Southern (11/6/18)

MISCELLANEOUS STATS

CATEGORY	2018-19	CAREER
Double-digit scoring		7
20+ point games		
Double-digit rebounding		
Double-doubles		
Led UA in scoring		
Led UA in rebounding		2
Led UA in three-pointers		
Led UA in assists		
Led UA in steals		4
Led UA in blocks		9
5+ assist games		
3+ three-pointers		
3+ steal games		4
3+ block games		13

CAREER ACCOLADES

- Saw action in 34 games, making 18 starts last season
- Ranked second on the team in blocked shots per game (1.0)

2018-19 SEASON HIGHLIGHTS

- Saw seven minutes of action off the bench vs. Northeastern (11/15)
- Put up four points and five rebounds off the bench against Appalachian State (11/11)
- Registered one point, rebound, and block against UCF (11/29)



GIDDENS' 2018-19 GAME-BY-GAME STATS

Opponent	Date	GS	Min	FG	FGA	Pct	3FG	FGA	Pct	FT	FTA	Pct	Off	Def	Tot	Avg	PF	A	TO	Blk	Stl	Pts	Avg
SOUTHERN	11/6		7	0	0	.000	0	0	.000	2	4	.500	3	3	6	6.0	4	0	3	0	0	2	2.0
APPALACHIAN STATE	11/11		8	2	4	.500	0	0	.000	0	1	.000	4	1	5	5.5	2	0	1	0	0	4	3.0
vs. Northeastern	11/15		7	0	0	.000	0	0	.000	0	0	.000	0	0	0	3.7	0	1	2	0	0	0	2.0
vs. Ball State	11/16																						
vs. Wichita State	11/18																						
MURRAY STATE	11/26																						
at UCF	11/29		4	0	3	.000	0	0	.000	1	2	.500	1	0	1	3.0	1	1	0	0	0	1	1.8
GEORGIA STATE	12/4																						
ARIZONA	12/9																						
vs. Liberty	12/18																						
PENN STATE	12/21																						
at Stephen F. Austin	12/30																						
KENTUCKY*	1/5																						
at LSU*	1/8																						
TEXAS A&M*	1/12																						
at Missouri*	1/16																						
at Tennessee*	1/19																						
OLE MISS*	1/22																						
at Baylor	1/26																						
MISSISSIPPI STATE*	1/29																						
at Auburn*	2/2																						
GEORGIA*	2/6																						
at Vanderbilt*	2/9																						
at Mississippi State*	2/12																						
FLORIDA*	2/16																						
at Texas A&M*	2/19																						
VANDERBILT*	2/23																						
at South Carolina*	2/26																						
LSU*	3/2																						
AUBURN*	3/5																						
at Arkansas*	3/9																						
at SEC Tournament	3/13-17																						


* indicates Southeastern Conference opponent

GIDDENS' CAREER STATS

YEAR	GP	GS	MIN	AVG	FG	FGA	PCT	3FG	3FGA	PCT	FT	FTA	PCT	OFF	DEF	TOT	AVG	PF	FO	AST	TO	BLK	STL	PTS	AVG
2015-16*	33	7	599	18.2	51	110	.464	0	1	.000	25	57	.439	49	70	119	3.6	108	3	9	33	50	17	127	3.8
2017-18	34	18	451	13.3	58	99	.586	0	0	.000	28	48	.583	28	58	86	2.5	95	2	8	34	35	14	144	4.2
2018-19																									
TOTAL																									

GIDDENS' CAREER SEC STATS

YEAR	GP	GS	MIN	AVG	FG	FGA	PCT	3FG	3FGA	PCT	FT	FTA	PCT	OFF	DEF	TOT	AVG	PF	FO	AST	TO	BLK	STL	PTS	AVG
2017-18	17	11	237	13.9	26	44	.591	0	0	.000	19	28	.679	13	21	34	2.0	51	1	4	19	13	9	71	4.2
2018-19																									
TOTAL	17	11	237	13.9	26	44	.591	0	0	.000	19	28	.679	13	21	34	2.0	51	1	4	19	13	9	71	4.2



5 Avery Johnson Jr.

GRADUATE

Guard • 5-11 • 187 • Houston, Texas
Plano West HS/Texas A&M

CAREER HIGHS

Points	23	at South Carolina (2/7/17)
Rebounds	6	at South Carolina (2/7/17)
Assists	6	3x, last vs. Mississippi State (3/9/17)
Steals	3	5x, last at Auburn (2/21/18)
Blocks	1	2x, last vs. Auburn (1/17/18)
Minutes	44	at South Carolina (2/7/17)
Field Goals	9	at South Carolina (2/7/17)
FG Att.	21	at South Carolina (2/7/17)
3-Point FG	5	at South Carolina (2/7/17)
3-Point Att.	10	at South Carolina (2/7/17)
Free Throws	5	vs. Clemson (12/18/16)
FT Att.	6	2x, last vs. Clemson (12/18/16)

2018-19 SEASON HIGHS

Points	4	vs. Murray State (11/26/18)
Rebounds	5	vs. Southern (11/6/18)
Assists	3	vs. Southern (11/6/18)
Steals	1	4x, last vs. Arizona (12/9/18)
Blocks		
Minutes	21	vs. Northeastern (11/15/18)
Field Goals	2	vs. Murray State (11/26/18)
FG Att.	5	vs. Murray State (11/26/18)
3-Point FG		
3-Point Att.	3	vs. Murray State (11/26/18)
Free Throws	1	vs. Southern (11/6/18)
FT Att.	2	vs. Southern (11/6/18)

MISCELLANEOUS STATS

CATEGORY	2018-19	CAREER
Double-digit scoring		14
20+ point games		1
Double-digit rebounding		
Double-doubles		4
Led UA in scoring		1
Led UA in rebounding		9
Led UA in three-pointers		8
Led UA in assists		15
Led UA in steals	1	
Led UA in blocks		
5+ assist games		3
3+ three-pointers		2
3+ steal games		5
3+ block games		

CAREER ACCOLADES

- 2018 SEC Academic Honor Roll
- Has played in every game since suiting up for Alabama, appearing in a team-leading 93 consecutive contests
- Earned undergraduate degree in May, 2018 and is currently working towards his master's degree with anticipated graduation in May, 2019
- One of four scholarship players on this year's roster who have graduated

2018-19 SEASON HIGHLIGHTS

- Put up a season high of four points in nine minutes of action against Murray State (11/26)
- Registered two points and an assist against UCF (11/29)
- Collected two rebounds and a steal in season-best 21 minutes of action against Northeastern (11/15)
- Added five rebounds and three assists in 19 minutes of action off the bench in the season opener vs. Southern (11/6)
- Scored two points while adding two assists at Stephen F. Austin (12/30)
- Totaled two points and one steal in six minutes of action off the bench against Appalachian State (11/11)



JOHNSON'S 2018-19 GAME-BY-GAME STATS

Opponent	Date	GS	Min	FG	FGA	Pct	3FG	FGA	Pct	FT	FTA	Pct	Off	Def	Tot	Avg	PF	A	TO	Blk	Stl	Pts	Avg
SOUTHERN	11/6	19	0	3	.000	0	2	.000	1	2	.500	1	4	5	5.0	3	3	0	0	1	1	1.0	
APPALACHIAN STATE	11/11	6	1	3	.333	0	2	.000	0	0	.000	0	0	0	2.5	1	0	0	0	1	2	1.5	
vs. Northeastern	11/15	21	1	4	.250	0	0	.000	0	0	.000	1	1	2	2.3	2	0	0	0	1	2	1.7	
vs. Ball State	11/16	11	0	1	.000	0	0	.000	0	0	.000	0	0	0	1.8	1	2	1	0	0	0	1.3	
vs. Wichita State	11/18	8	0	1	.000	0	0	.000	0	0	.000	0	2	2	1.8	0	1	0	0	0	0	1.0	
MURRAY STATE	11/26	9	2	5	.400	0	3	.000	0	0	.000	0	0	0	1.5	1	1	0	0	0	4	1.5	
at UCF	11/29	8	1	1	1.000	0	0	.000	0	0	.000	0	0	0	1.3	0	1	0	0	0	2	1.6	
GEORGIA STATE	12/4	7	0	1	.000	0	1	.000	0	0	.000	0	0	0	1.2	1	1	1	0	0	0	1.2	
ARIZONA	12/9	14	1	3	.333	0	1	.000	0	0	.000	0	2	2	1.2	1	1	0	0	1	2	1.4	
vs. Liberty	12/18	12	1	2	.500	0	0	.000	0	0	.000	0	1	1	1.2	0	0	0	0	0	2	1.5	
PENN STATE	12/21	7	0	2	.000	0	0	.000	0	0	.000	0	2	2	1.3	0	0	0	0	0	0	1.4	
at Stephen F. Austin	12/30	10	1	4	.250	0	1	.000	0	0	.000	0	0	0	1.5	2	2	2	0	0	2	1.5	
KENTUCKY*	1/5																						
at LSU*	1/8																						
TEXAS A&M*	1/12																						
at Missouri*	1/16																						
at Tennessee*	1/19																						
OLE MISS*	1/22																						
at Baylor	1/26																						
MISSISSIPPI STATE*	1/29																						
at Auburn*	2/2																						
GEORGIA*	2/6																						
at Vanderbilt*	2/9																						
at Mississippi State*	2/12																						
FLORIDA*	2/16																						
at Texas A&M*	2/19																						
VANDERBILT*	2/23																						
at South Carolina*	2/26																						
LSU*	3/2																						
AUBURN*	3/5																						
at Arkansas*	3/9																						
at SEC Tournament	3/13-17																						


* indicates Southeastern Conference opponent

JOHNSON'S CAREER STATS

YEAR	GP	GS	MIN	AVG	FG	FGA	PCT	3FG	3FGA	PCT	FT	FTA	PCT	OFF	DEF	TOT	AVG	PF	FO	AST	TO	BLK	STL	PTS	AVG
2014-15*	13	0	56	4.3	7	20	.350	1	6	.167	3	5	.600	0	3	3	0.2	8	0	1	2	0	0	18	1.4
2016-17	34	6	657	19.3	84	254	.331	33	106	.311	32	42	.762	11	46	57	1.7	58	0	49	36	1	25	233	6.9
2017-18	36	0	501	13.9	51	146	.349	20	67	.299	32	40	.800	12	27	39	1.1	54	1	27	19	1	17	154	4.3
2018-19	12	0	132	11.0	8	30	.267	0	10	.000	1	2	.500	2	12	14	1.2	12	0	12	4	0	4	17	1.4
TOTAL	95	6	1346	14.2	150	450	.333	54	189	.286	68	89	.764	25	88	113	1.2	132	1	89	61	2	46	422	4.4

JOHNSON'S CAREER SEC STATS

YEAR	GP	GS	MIN	AVG	FG	FGA	PCT	3FG	3FGA	PCT	FT	FTA	PCT	OFF	DEF	TOT	AVG	PF	FO	AST	TO	BLK	STL	PTS	AVG
2014-15*	4	0	6	1.5	0	0	.000	0	0	.000	1	2	.500	0	0	0	0.0	2	0	1	0	0	0	1	0.3
2016-17	18	4	358	19.9	43	149	.289	18	63	.286	14	19	.737	7	22	29	1.6	26	0	17	19	0	13	118	6.6
2017-18	18	0	280	15.6	27	80	.338	13	40	.325	19	23	.826	8	17	25	1.4	33	1	16	9	1	8	86	4.8
2018-19																									
TOTAL	40	4	644	16.1	70	229	.306	31	103	.301	34	44	.773	15	39	53	1.3	61	1	34	28	1	21	205	5.1



10 Herbert Jones

SOPHOMORE

Guard • 6-7 • 206 • Greensboro, Ala.
Hale County HS

CAREER HIGHS

Points	14	Oklahoma (1/27/18)
Rebounds	9	3x, last vs. Southern (11/6/18)
Assists	4	4x, last vs. Murray State (11/26/18)
Steals	5	UCF (12/3/17)
Blocks	3	vs. Penn State (12/21/18)
Minutes	34	2x, last vs. Virginia Tech (3/15/18)
Field Goals	6	Oklahoma (1/27/18)
FG Att.	10	Oklahoma (1/27/18)
3-Point FG	2	vs. Memphis (11/10/17)
3-Point Att.	3	2x, last vs. LSU (2/13/18)
Free Throws	6	vs. Appalachian State (11/11/18)
FT Att.	16	vs. Appalachian State (11/11/18)

2018-19 SEASON HIGHS

Points	13	2x, last vs. Wichita State (11/18/18)
Rebounds	9	vs. Southern (11/6/18)
Assists	4	2x, last vs. Murray State (11/26/18)
Steals	4	vs. Appalachian State (11/11/18)
Blocks	3	vs. Penn State (12/21/18)
Minutes	29	3x, last vs. Georgia State (12/4/18)
Field Goals	6	vs. Ball State (11/16/18)
FG Att.	11	2x, last vs. Wichita State (11/18/18)
3-Point FG	2	vs. Wichita State (11/18/18)
3-Point Att.	3	vs. Wichita State (11/18/18)
Free Throws	6	vs. Appalachian State (11/11/18)
FT Att.	16	vs. Appalachian State (11/11/18)

MISCELLANEOUS STATS

CATEGORY	2018-19	CAREER
Double-digit scoring	3	4
20+ point games		
Double-digit rebounding		
Double-doubles		
Led UA in scoring		
Led UA in rebounding	3	7
Led UA in three-pointers		
Led UA in assists	2	6
Led UA in steals	5	14
Led UA in blocks	3	6
5+ assist games		
3+ three-pointers		
3+ steal games	1	8
3+ block games	1	1

CAREER ACCOLADES

- 2018 SEC First Year Academic Honor Roll
- Broke school record for charges taken in a season with 23 as a freshman and now has 37 for his career
- One of 25 collegiate players from around the country who was invited to participate in the Nike Skills Academy
- Joined teammates John Petty and Kira Lewis Jr., making UA one of only three teams in the nation to have multiple players at the prestigious event

2018-19 SEASON HIGHLIGHTS

- Leads Alabama in charges (14) and steals (14)
- Led the team in rebounds (6) and charges (2) while adding 13 points against Wichita State (11/18)
- Scored 13 points, three rebounds, and three assists vs. Ball State (11/16)
- Totaled eight points, four rebounds, three blocks, and three steals in a strong defensive effort against Penn State (12/21)
- Collected eight points going 4-for-5 from the line while grabbing three rebounds vs. Northeastern (11/15)
- Led the team in rebounds (8), assists (4) and steals (2), while registering seven points against Murray State (11/26)
- Turned in an outstanding effort on both sides of the court, totaling eight points and nine rebounds in 20 minutes of action vs. Southern (11/6)
- Registered a career and team-high in free throws (6), assists (4), and steals (4), while also collecting 10 points and four rebounds against Appalachian State (11/11)
- Scored seven points and collected six rebounds while adding an assist against UCF (11/29)
- Grabbed five rebounds while adding two assists, one point, and one block against Georgia State (12/4)



JONES' 2018-19 GAME-BY-GAME STATS

Opponent	Date	GS	Min	FG	FGA	Pct	3FG	FGA	Pct	FT	FTA	Pct	Off	Def	Tot	Avg	PF	A	TO	Blk	Stl	Pts	Avg
SOUTHERN	11/6	*	20	2	4	.500	0	1	.000	4	4	1.000	2	7	9	9.0	3	1	3	1	1	8	8.0
APPALACHIAN STATE	11/11	*	26	2	11	.182	0	1	.000	6	16	.375	3	1	4	6.5	4	4	1	1	4	10	9.0
vs. Northeastern	11/15	*	23	2	6	.333	0	1	.000	4	5	.800	1	2	3	5.3	1	0	1	0	0	8	8.7
Ball State	11/16	*	22	6	10	.600	1	2	.500	0	1	.000	0	3	3	4.8	5	3	0	0	0	13	9.8
vs. Wichita State	11/18	*	29	5	11	.455	2	3	.667	1	2	.500	1	5	6	5.0	5	1	4	0	0	13	10.4
MURRAY STATE	11/26	*	29	3	5	.600	0	0	.000	1	2	.500	2	6	8	5.5	3	4	5	1	2	7	9.8
at UCF	11/29	*	28	3	9	.333	0	1	.000	1	2	.500	2	4	6	5.6	3	1	3	0	0	7	9.4
GEORGIA STATE	12/4	*	29	0	6	.000	0	0	.000	1	6	.167	3	2	5	5.5	4	2	0	1	0	1	8.4
ARIZONA	12/9	*	21	0	1	.000	0	1	.000	0	4	.000	1	0	1	5.0	1	1	3	2	0	0	7.4
vs. Liberty	12/18	*	23	3	4	.750	0	0	.000	2	4	.500	0	3	3	4.8	2	2	1	1	3	8	7.5
PENN STATE	12/21	*	28	3	7	.429	0	0	.000	2	4	.500	0	4	4	4.7	2	2	1	3	3	8	7.5
at Stephen F. Austin	12/30	*	14	1	3	.333	0	1	.000	3	4	.750	1	1	2	4.5	4	1	3	0	1	5	7.3
KENTUCKY*	1/5																						
at LSU*	1/8																						
TEXAS A&M*	1/12																						
at Missouri*	1/16																						
at Tennessee*	1/19																						
OLE MISS*	1/22																						
at Baylor	1/26																						
MISSISSIPPI STATE*	1/29																						
at Auburn*	2/2																						
GEORGIA*	2/6																						
at Vanderbilt*	2/9																						
at Mississippi State*	2/12																						
FLORIDA*	2/16																						
at Texas A&M*	2/19																						
VANDERBILT*	2/23																						
at South Carolina*	2/26																						
LSU*	3/2																						
AUBURN*	3/5																						
at Arkansas*	3/9																						
at SEC Tournament	3/13-17																						

* indicates Southeastern Conference opponent

JONES' CAREER STATS

YEAR	GP	GS	MIN	AVG	FG	FGA	PCT	3FG	3FGA	PCT	FT	FTA	PCT	OFF	DEF	TOT	AVG	PF	FO	AST	TO	BLK	STL	PTS	AVG
2017-18	35	13	741	21.2	58	142	.408	7	26	.269	24	48	.500	29	92	121	3.5	94	4	48	56	22	44	147	4.2
2018-19	12	12	292	24.3	30	77	.390	3	11	.273	25	54	.463	16	38	54	4.5	37	2	22	25	10	14	88	7.3
TOTAL	47	25	1033	22.0	88	219	.402	10	37	.270	49	102	.480	45	130	175	3.7	131	6	70	81	32	58	235	5.0

JONES' CAREER SEC STATS

YEAR	GP	GS	MIN	AVG	FG	FGA	PCT	3FG	3FGA	PCT	FT	FTA	PCT	OFF	DEF	TOT	AVG	PF	FO	AST	TO	BLK	STL	PTS	AVG	
2017-18	17	7	362	21.3	29	78	.372	4	18	.222	4	11	.364	20	44	64	3.8	40	2	19	22	14	19	66	3.9	
2018-19																										
TOTAL	17	7	362	21.3	29	78	.372	4	18	.222	4	11	.364	20	44	64	3.8	40	2	19	22	14	19	66	3.9	



12 Dazon Ingram

JUNIOR

Guard • 6-5 • 210 • Theodore, Ala.
Theodore HS

CAREER HIGHS

Points	22	2x, last vs. Louisiana Tech (11/29/17)
Rebounds	14	Rhode Island (12/6/17)
Assists	7	2x, last at LSU (1/14/17)
Steals	5	Auburn (2/4/17)
Blocks	3	at Vanderbilt (1/2/18)
Minutes	37	2x, last vs. Rhode Island (12/6/17)
Field Goals	9	Ole Miss (3/1/17)
FG Att.	12	5x, last vs. Texas A&M (3/8/18)
3-Point FG	3	2x, last at Missouri (2/15/17)
3-Point Att.	6	Texas A&M (12/30/17)
Free Throws	13	Louisiana Tech (11/29/17)
FT Att.	17	Louisiana Tech (11/29/17)

2018-19 SEASON HIGHS

Points	17	Georgia State (12/4/18)
Rebounds	8	3x, last vs. Stephen F. Austin (12/30/18)
Assists	5	2x, last vs. Wichita State (11/18/18)
Steals	2	2x, last vs. UCF (11/29/18)
Blocks	1	vs. Appalachian State (11/11/18)
Minutes	29	vs. Murray State (11/26/18)
Field Goals	5	2x, last vs. Georgia State (12/4/18)
FG Att.	6	4x, last vs. Penn State (12/21/18)
3-Point FG	2	2x, last vs. Liberty (12/18/18)
3-Point Att.	3	vs. Liberty (12/18/18)
Free Throws	7	vs. Murray State (11/26/18)
FT Att.	8	2x, last vs. Georgia State (12/4/18)

MISCELLANEOUS STATS

CATEGORY	2018-19	CAREER
Double-digit scoring	2	39
20+ point games		3
Double-digit rebounding		4
Double-doubles		4
Led UA in scoring		10
Led UA in rebounding		12
Led UA in three-pointers		8
Led UA in assists	5	37
Led UA in steals	1	22
Led UA in blocks	1	9
5+ assist games	2	17
3+ three-pointers		2
3+ steal games		5
3+ block games		1

CAREER ACCOLADES

- Has played in 85 career contests, making 75 career starts which leads all Alabama players
- Graduated in Dec., 2017, and is currently working towards his master's degree
- One of four scholarship players on this year's roster who have graduated

2018-19 SEASON HIGHLIGHTS

- Among current players in the SEC, Ingram ranks fifth in career assists (256) and 11th in scoring (845)
- Needs 155 points to become the 50th played in program history to reach 1,000 points
- Scored a season high of 17 points while adding eight rebounds and two assists against Georgia State (12/4)
- Went 7-of-8 from the line while collecting four rebounds and two assists against Murray State (11/26)
- Went perfect from the line 4-for-4 to score eight points, five assists and four rebounds against Wichita State (11/18)
- Went 5-of-6 from the field to score 11 points and added five assists vs. Ball State (11/16)
- Collected eight points and eight rebounds at Stephen F. Austin (12/30) while adding three assists and one block
- Led the team in assists (2) while adding eight points and four rebounds against Northeastern (11/15)
- Added six points, four rebounds, and four assists against Penn State (12/21)
- Led the team in assists (4) and steals (2) while snatching six rebounds and scoring five points against UCF (11/29)
- Ankle injury in practice which caused him to miss the season opener vs. Southern (11/6)
- Was perfect from the line, shooting 6-of-6 free throws, to go along with a bucket, eight rebounds, two steals, and one block against Appalachian State (11/11)



INGRAM'S 2018-19 GAME-BY-GAME STATS

Opponent	Date	GS	Min	FG	FGA	Pct	3FG	FGA	Pct	FT	FTA	Pct	Off	Def	Tot	Avg	PF	A	TO	Blk	Stl	Pts	Avg
SOUTHERN																							
DNP - INJURED																							
APPALACHIAN STATE	11/11		21	1	6	.167	0	0	.000	6	6	1.000	6	2	8	8.0	5	0	2	1	2	8	8.0
vs. Northeastern	11/15		26	3	5	.600	0	0	.000	3	4	.750	2	3	5	6.5	4	2	0	0	0	9	8.5
vs. Ball State	11/16		26	5	6	.833	0	0	.000	1	3	.333	0	2	2	5.0	3	5	1	0	1	11	9.3
vs. Wichita State	11/18		25	2	3	.667	0	0	.000	4	4	1.000	1	3	4	4.8	4	5	2	0	0	8	9.0
MURRAY STATE	11/26		29	1	2	.500	0	0	.000	7	8	.875	0	4	4	4.6	3	2	6	0	0	9	9.0
at UCF	11/29		18	1	1	1.000	0	0	.000	3	4	.750	0	6	6	4.8	5	4	1	1	2	5	8.3
GEORGIA STATE	12/4		28	5	6	.833	2	2	1.000	5	8	.625	1	7	8	5.3	2	2	2	0	0	17	9.6
ARIZONA	12/9	*	12	1	2	.500	0	0	.000	0	0	.000	0	2	2	4.9	1	0	1	0	0	2	8.6
vs. Liberty	12/18		15	2	3	.667	2	3	.667	1	2	.500	0	2	2	4.6	5	1	4	0	0	7	8.4
PENN STATE	12/21		24	3	6	.500	0	0	.000	0	2	.000	0	4	4	4.5	2	4	2	0	0	6	8.2
at Stephen F. Austin	12/30		22	2	5	.400	1	2	.500	3	6	.500	2	6	8	4.8	3	3	3	0	0	8	8.2
KENTUCKY*	1/5																						
at LSU*	1/8																						
TEXAS A&M*	1/12																						
at Missouri*	1/16																						
at Tennessee*	1/19																						
OLE MISS*	1/22																						
at Baylor	1/26																						
MISSISSIPPI STATE*	1/29																						
at Auburn*	2/2																						
GEORGIA*	2/6																						
at Vanderbilt*	2/9																						
at Mississippi State*	2/12																						
FLORIDA*	2/16																						
at Texas A&M*	2/19																						
VANDERBILT*	2/23																						
at South Carolina*	2/26																						
LSU*	3/2																						
AUBURN*	3/5																						
at Arkansas*	3/9																						
at SEC Tournament	3/13-17																						

* indicates Southeastern Conference opponent

INGRAM'S CAREER STATS

YEAR	GP	GS	MIN	AVG	FG	FGA	PCT	3FG	3FGA	PCT	FT	FTA	PCT	OFF	DEF	TOT	AVG	PF	FO	AST	TO	BLK	STL	PTS	AVG
2015-16	7	7	179	25.6	20	37	.541	1	2	.500	13	22	.591	6	35	41	5.9	24	2	23	24	3	8	54	7.7
2016-17	34	34	934	27.5	118	227	.520	21	49	.429	103	156	.660	35	117	152	4.5	89	4	113	85	8	30	360	10.6
2017-18	35	33	92	28.8	100	235	.426	19	67	.284	122	177	.689	33	167	200	5.7	93	3	92	79	12	30	341	9.7
2018-19	11	1	246	22.4	26	45	.578	5	7	.714	33	47	.702	12	41	53	4.8	37	3	28	24	2	5	90	8.2
TOTAL	87	75	2366	27.2	264	544	.485	46	125	.368	271	402	.674	86	360	446	5.1	243	12	256	212	25	73	845	9.7

INGRAM'S CAREER SEC STATS

YEAR	GP	GS	MIN	AVG	FG	FGA	PCT	3FG	3FGA	PCT	FT	FTA	PCT	OFF	DEF	TOT	AVG	PF	FO	AST	TO	BLK	STL	PTS	AVG	
2015-16	DID NOT PLAY DUE TO INJURY																									
2016-17	18	18	497	27.6	58	118	.492	13	26	.500	63	97	.649	17	63	80	4.4	50	3	55	55	4	16	192	10.7	
2017-18	17	16	469	27.6	46	102	.451	11	38	.289	55	73	.753	11	71	82	4.8	43	1	38	36	7	16	158	9.3	
2018-19																										
TOTAL	35	34	966	27.6	104	220	.473	24	64	.375	118	170	.694	28	134	162	4.6	93	4	93	91	11	32	350	10.0	



13 Javian Davis-Fleming

FRESHMAN

Forward • 6-9 • 268 • Canton, Miss.
Canton HS

CAREER HIGHS

Points	
Rebounds	
Assists	
Steals	
Blocks	
Minutes	
Field Goals	
FG Att.	
3-Point FG	
3-Point Att.	
Free Throws	
FT Att.	

2018-19 SEASON HIGHS

Points	
Rebounds	
Assists	
Steals	
Blocks	
Minutes	
Field Goals	
FG Att.	
3-Point FG	
3-Point Att.	
Free Throws	
FT Att.	

MISCELLANEOUS STATS

CATEGORY	2018-19	CAREER
Double-digit scoring		
20+ point games		
Double-digit rebounding		
Double-doubles		
Led UA in scoring		
Led UA in rebounding		
Led UA in three-pointers		
Led UA in assists		
Led UA in steals		
Led UA in blocks		
5+ assist games		
3+ three-pointers		
3+ steal games		
3+ block games		

CAREER ACCOLADES

- Sideline after suffering a knee injury during practice which caused him to miss the first nine games of the season

2018-19 SEASON HIGHLIGHTS

- Has not seen any game action during the season



DAVIS-FLEMING'S 2018-19 GAME-BY-GAME STATS

Opponent	Date	GS	Min	FG	FGA	Pct	3FG	FGA	Pct	FT	FTA	Pct	Off	Def	Tot	Avg	PF	A	TO	Blk	Stl	Pts	Avg	
SOUTHERN	11/6																							DNP - INJURED
APPALACHIAN STATE	11/11																							DNP - INJURED
vs. Northeastern	11/15																							DNP - INJURED
vs. Ball State	11/16																							DNP - INJURED
vs. Wichita State	11/18																							DNP - INJURED
MURRAY STATE	11/26																							DNP - INJURED
at UCF	11/29																							DNP - INJURED
GEORGIA STATE	12/4																							DNP - INJURED
ARIZONA	12/9																							DNP - INJURED
vs. Liberty	12/18																							DNP - INJURED
PENN STATE	12/21																							DNP - INJURED
at Stephen F. Austin	12/30																							DNP - INJURED
KENTUCKY*	1/5																							
at LSU*	1/8																							
TEXAS A&M*	1/12																							
at Missouri*	1/16																							
at Tennessee*	1/19																							
OLE MISS*	1/22																							
at Baylor	1/26																							
MISSISSIPPI STATE*	1/29																							
at Auburn*	2/2																							
GEORGIA*	2/6																							
at Vanderbilt*	2/9																							
at Mississippi State*	2/12																							
FLORIDA*	2/16																							
at Texas A&M*	2/19																							
VANDERBILT*	2/23																							
at South Carolina*	2/26																							
LSU*	3/2																							
AUBURN*	3/5																							
at Arkansas*	3/9																							
at SEC Tournament	3/13-17																							


* indicates Southeastern Conference opponent

DAVIS-FLEMING'S CAREER STATS

YEAR	GP	GS	MIN	AVG	FG	FGA	PCT	3FG	3FGA	PCT	FT	FTA	PCT	OFF	DEF	TOT	AVG	PF	FO	AST	TO	BLK	STL	PTS	AVG
2018-19																									
TOTAL																									

DAVIS-FLEMING'S CAREER SEC STATS

YEAR	GP	GS	MIN	AVG	FG	FGA	PCT	3FG	3FGA	PCT	FT	FTA	PCT	OFF	DEF	TOT	AVG	PF	FO	AST	TO	BLK	STL	PTS	AVG
2018-19																									
TOTAL																									



CAREER ACCOLADES

- 2018 SEC First Year Academic Honor Roll
- Has played in six career contests

2018-19 SEASON HIGHLIGHTS

- Registered one minute of action vs. Ball State (11/16)
- Checked into the game and saw action vs. Southern (11/6)



15 Tyler Barnes

SOPHOMORE

Forward • 6-8 • 205 • Louisville, Ky.
St. Xavier HS

CAREER HIGHS

Points	
Rebounds	
Assists	
Steals	
Blocks	
Minutes	1 2x, last vs. Ball State (11/16/18)
Field Goals	
FG Att.	1 vs. Southern (11/6/18)
3-Point FG	
3-Point Att.	
Free Throws	
FT Att.	

2018-19 SEASON HIGHS

Points	
Rebounds	
Assists	
Steals	
Blocks	
Minutes	1 vs. Southern (11/6/18)
Field Goals	
FG Att.	1 vs. Southern (11/6/18)
3-Point FG	
3-Point Att.	
Free Throws	
FT Att.	

MISCELLANEOUS STATS

CATEGORY	2018-19	CAREER
Double-digit scoring		
20+ point games		
Double-digit rebounding		
Double-doubles		
Led UA in scoring		
Led UA in rebounding		
Led UA in three-pointers		
Led UA in assists		
Led UA in steals		
Led UA in blocks		
5+ assist games		
3+ three-pointers		
3+ steal games		
3+ block games		

BARNES' 2018-19 GAME-BY-GAME STATS

Opponent	Date	GS	Min	FG	FGA	Pct	3FG	FGA	Pct	FT	FTA	Pct	Off	Def	Tot	Avg	PF	A	TO	Blk	Stl	Pts	Avg
SOUTHERN	11/6		1	0-1	0-0	.000	0-0	0-0	.000	0-0	0-0	.000	0	0	0	0.0	0	0	0	0	0	0	0.0
APPALACHIAN STATE	11/11																						
vs. Northeastern	11/15																						
vs. Ball State	11/16		1	0	0	.000	0	0	.000	0	0	.000	0	0	0	0.0	0	0	0	0	0	0	0.0
vs. Wichita State	11/18																						
MURRAY STATE	11/26																						
at UCF	11/29																						
GEORGIA STATE	12/4																						
ARIZONA	12/9																						
vs. Liberty	12/18																						
PENN STATE	12/21																						
at Stephen F. Austin	12/30																						
KENTUCKY*	1/5																						
at LSU*	1/8																						
TEXAS A&M*	1/12																						
at Missouri*	1/16																						
at Tennessee*	1/19																						
OLE MISS*	1/22																						
at Baylor	1/26																						
MISSISSIPPI STATE*	1/29																						
at Auburn*	2/2																						
GEORGIA*	2/6																						
at Vanderbilt*	2/9																						
at Mississippi State*	2/12																						
FLORIDA*	2/16																						
at Texas A&M*	2/19																						
VANDERBILT*	2/23																						
at South Carolina*	2/26																						
LSU*	3/2																						
AUBURN*	3/5																						
at Arkansas*	3/9																						
at SEC Tournament	3/13-17																						

* indicates Southeastern Conference opponent

BARNES' CAREER STATS

YEAR	GP	GS	MIN	AVG	FG	FGA	PCT	3FG	3FGA	PCT	FT	FTA	PCT	OFF	DEF	TOT	AVG	PF	FO	AST	TO	BLK	STL	PTS	AVG
2017-18	4	0	7	1.8	0	1	.000	0	1	.000	0	2	.000	0	0	0	0	0	0	0	0	0	1	0	0.0
2018-19	2	0	2	1.0	0	1	.000	0	0	.000	0	0	.000	0	0	0	0.0	0	0	0	0	0	0	0	0.0
TOTAL	6	0	9	1.5	0	2	.000	0	1	.000	0	2	.000	0	0	0	0.0	0	0	0	0	0	1	0	0.0

BARNES' CAREER SEC STATS

YEAR	GP	GS	MIN	AVG	FG	FGA	PCT	3FG	3FGA	PCT	FT	FTA	PCT	OFF	DEF	TOT	AVG	PF	FO	AST	TO	BLK	STL	PTS	AVG	
2017-18	3	0	4	1.3	0	1	.000	0	1	.000	0	2	.000	0	0	0	0	0	0	0	0	0	0	0	0.0	
2018-19																										
TOTAL																										



CAREER ACCOLADES

2018-19 SEASON HIGHLIGHTS

- Registered one minute of action vs. Ball State (11/16)
- Made his collegiate debut and saw one minute of action vs. Southern (11/6)



21 Britton Johnson

FRESHMAN

Guard • 6-4 • 182 • Mountain Brook, Ala.
Mountain Brook HS

CAREER HIGHS

Points	
Rebounds	
Assists	
Steals	
Blocks	
Minutes	1 2x, last vs. Ball State (11/16/18)
Field Goals	
FG Att.	
3-Point FG	
3-Point Att.	
Free Throws	
FT Att.	

2018-19 SEASON HIGHS

Points	
Rebounds	
Assists	
Steals	
Blocks	
Minutes	1 vs. Southern (11/6/18)
Field Goals	
FG Att.	
3-Point FG	
3-Point Att.	
Free Throws	
FT Att.	

MISCELLANEOUS STATS

CATEGORY	2018-19	CAREER
Double-digit scoring		
20+ point games		
Double-digit rebounding		
Double-doubles		
Led UA in scoring		
Led UA in rebounding		
Led UA in three-pointers		
Led UA in assists		
Led UA in steals		
Led UA in blocks		
5+ assist games		
3+ three-pointers		
3+ steal games		
3+ block games		

JOHNSON'S 2018-19 GAME-BY-GAME STATS

Opponent	Date	GS	Min	FG	FGA	Pct	3FG	FGA	Pct	FT	FTA	Pct	Off	Def	Tot	Avg	PF	A	TO	Blk	Stl	Pts	Avg
SOUTHERN	11/6		1	0	0	.000	0	0	.000	0	0	.000	0	0	0	0.0	0	0	0	0	0	0	0.0
APPALACHIAN STATE	11/11												DNP										
vs. Northeastern	11/15												DNP										
vs. Ball State	11/16		1	0	0	.000	0	0	.000	0	0	.000	0	0	0	0.0	0	0	0	0	0	0	0.0
vs. Wichita State	11/18												DNP										
MURRAY STATE	11/26												DNP										
at UCF	11/29												DNP										
GEORGIA STATE	12/4												DNP										
ARIZONA	12/9												DNP										
vs. Liberty	12/18												DNP										
PENN STATE	12/21												DNP										
at Stephen F. Austin	12/30												DNP										
KENTUCKY*	1/5																						
at LSU*	1/8																						
TEXAS A&M*	1/12																						
at Missouri*	1/16																						
at Tennessee*	1/19																						
OLE MISS*	1/22																						
at Baylor	1/26																						
MISSISSIPPI STATE*	1/29																						
at Auburn*	2/2																						
GEORGIA*	2/6																						
at Vanderbilt*	2/9																						
at Mississippi State*	2/12																						
FLORIDA*	2/16																						
at Texas A&M*	2/19																						
VANDERBILT*	2/23																						
at South Carolina*	2/26																						
LSU*	3/2																						
AUBURN*	3/5																						
at Arkansas*	3/9																						
at SEC Tournament	3/13-17																						

* indicates Southeastern Conference opponent

JOHNSON'S CAREER STATS

YEAR	GP	GS	MIN	AVG	FG	FGA	PCT	3FG	3FGA	PCT	FT	FTA	PCT	OFF	DEF	TOT	AVG	PF	FO	AST	TO	BLK	STL	PTS	AVG
2018-19	2	0	2	1.0	0	0	.000	0	0	.000	0	0	.000	0	0	0	0.0	0	0	0	0	0	0	0	0.0
TOTAL	2	0	2	1.0	0	0	.000	0	0	.000	0	0	.000	0	0	0	0.0	0	0	0	0	0	0	0	0.0

JOHNSON'S CAREER SEC STATS

YEAR	GP	GS	MIN	AVG	FG	FGA	PCT	3FG	3FGA	PCT	FT	FTA	PCT	OFF	DEF	TOT	AVG	PF	FO	AST	TO	BLK	STL	PTS	AVG
2018-19																									
TOTAL																									



23 John Petty
SOPHOMORE
 Guard • 6-5 • 197 • Huntsville, Ala.
 Mae Jemison HS

CAREER HIGHS

Points	30	Alabama A&M (11/17/17)
Rebounds	8 3x, last vs. Stephen F. Austin (12/30/18)	
Assists	7	vs. Ball State (11/16/18)
Steals	2	vs. BYU (11/24/17)
Blocks	2	2x, last vs. Tennessee (2/10/18)
Minutes	37	at Texas A&M (3/3/18)
Field Goals	10	Alabama A&M (11/17/17)
FG Att.	14	3x, last vs. Auburn (1/17/18)
3-Point FG	10	Alabama A&M (11/17/17)
3-Point Att.	13	2x, last vs. Auburn (1/17/18)
Free Throws	7	vs. Appalachian State (11/11/18)
FT Att.	10	vs. Appalachian State (11/11/18)

2018-19 SEASON HIGHS

Points	17	2x, last vs. Northeastern (11/15/18)
Rebounds	8 2x, last vs. Stephen F. Austin (12/30/18)	
Assists	7	vs. Ball State (11/16/18)
Steals	1	4x, last vs. Arizona (12/9/18)
Blocks	1	4x, last vs. Liberty (12/18/18)
Minutes	36	vs. Wichita State (11/18/18)
Field Goals	6	2x, last vs. Northeastern (11/15/18)
FG Att.	12	vs. Liberty (12/18/18)
3-Point FG	5	vs. Southern (11/6/18)
3-Point Att.	8	vs. Southern (11/6/18)
Free Throws	7	vs. Appalachian State (11/11/18)
FT Att.	10	vs. Appalachian State (11/11/18)

MISCELLANEOUS STATS

CATEGORY	2018-19	CAREER
Double-digit scoring	7	25
20+ point games		3
Double-digit rebounding		
Double-doubles		
Led UA in scoring	1	7
Led UA in rebounding	1	2
Led UA in three-pointers	4	27
Led UA in assists	3	9
Led UA in steals	1	4
Led UA in blocks		1
5+ assist games		
3+ three-pointers	1	16
3+ steal games		
3+ block games		

CAREER ACCOLADES

- A two-time SEC Freshman of the Week (Nov. 20, 2017 and Jan. 1, 2018)
- Set a school record by knocking down 10 three-pointers to total a team-high 30 points against Alabama A&M (11/17)
- Set a freshman school records with 90 made threes and 242 threes attempted
- One of 25 collegiate players from around the country invited to participate in the Nike Skills Academy
- Joined teammates Herbert Jones and Kira Lewis Jr., making UA one of only three teams in the nation to have multiple players at the prestigious event

2018-19 SEASON HIGHLIGHTS

- Finished with 16 points playing in front of his hometown crowd in Huntsville, Ala., for the Rocket City Classic vs. Liberty (12/18)
- Went for 13 points, knocking down 3-of-6 shots from three-point range, while also adding five rebounds and two assists against Wichita State (11/18)
- Registered double digits going for 16 points and seven rebounds against Murray State (11/26)
- Scored a team-high 17 points to go along with two assists, one block and five rebounds against Northeastern (11/15)
- Went for 17 points, knocking down 5-of-8 shots from beyond the arc to go along with four rebounds vs. Southern (11/6)
- Added 16 points, three rebounds, one assist, and one block against Liberty (12/18)
- Registered 13 points, while going 5-of-7 from the field and collected five rebounds against Penn State (12/21)
- Totaled 13 points, four rebounds, one assist, and one steal in 34 minutes of action against Appalachian State (11/11)
- Collected eight rebounds at Stephen F. Austin (12/30) while adding six points and one block
- Led the team with a career-high seven assists while adding seven points and three rebounds vs. Ball State (11/16)



PETTY'S 2018-19 GAME-BY-GAME STATS

Opponent	Date	GS	Min	FG	FGA	Pct	3FG	FGA	Pct	FT	FTA	Pct	Off	Def	Tot	Avg	PF	A	TO	Blk	Stl	Pts	Avg
SOUTHERN	11/6	*	30	6	11	.545	5	8	.625	0	0	.000	1	3	4	4.0	0	2	0	1	0	17	17.0
APPALACHIAN STATE	11/11	*	34	2	6	.333	2	5	.400	7	10	.700	1	3	4	4.0	3	1	2	0	1	13	15.0
vs. Northeastern	11/15	*	32	6	12	.500	2	6	.333	3	4	.750	0	5	5	4.3	2	2	2	0	1	17	15.7
vs. Ball State	11/16	*	32	3	10	.300	1	5	.200	0	0	.000	0	3	3	4.0	1	7	4	0	0	7	13.5
vs. Wichita State	11/18	*	36	4	8	.500	3	6	.500	2	2	1.00	0	5	5	4.2	1	2	1	0	0	13	13.4
MURRAY STATE	11/26	*	34	5	10	.500	0	4	.000	6	7	.857	2	5	7	4.7	1	0	2	1	1	16	13.8
at UCF	11/29	*	31	2	10	.200	1	7	.143	0	0	.000	4	4	8	5.1	1	1	3	1	0	5	12.6
GEORGIA STATE	12/4	*	25	2	6	.333	2	5	.400	0	1	.000	0	4	4	5.0	2	2	3	1	0	6	11.8
ARIZONA	12/9	*	32	1	8	.125	0	4	.000	2	4	.500	0	6	6	5.3	2	4	2	0	1	4	10.8
vs. Liberty	12/18	*	33	5	12	.417	3	7	.429	3	3	1.00	0	3	3	4.9	1	1	1	1	0	16	11.4
PENN STATE	12/21	*	28	5	7	.714	1	3	.333	2	3	.667	0	5	5	5.2	1	0	3	0	0	13	11.2
at Stephen F. Austin	12/30	*	35	2	7	.290	2	6	.333	0	0	.000	1	7	8	5.2	0	0	2	1	0	6	11.1
KENTUCKY*	1/5																						
at LSU*	1/8																						
TEXAS A&M*	1/12																						
at Missouri*	1/16																						
at Tennessee*	1/19																						
OLE MISS*	1/22																						
at Baylor	1/26																						
MISSISSIPPI STATE*	1/29																						
at Auburn*	2/2																						
GEORGIA*	2/6																						
at Vanderbilt*	2/9																						
at Mississippi State*	2/12																						
FLORIDA*	2/16																						
at Texas A&M*	2/19																						
VANDERBILT*	2/23																						
at South Carolina*	2/26																						
LSU*	3/2																						
AUBURN*	3/5																						
at Arkansas*	3/9																						
at SEC Tournament	3/13-17																						

* indicates Southeastern Conference opponent

PETTY'S CAREER STATS

YEAR	GP	GS	MIN	AVG	FG	FGA	PCT	3FG	3FGA	PCT	FT	FTA	PCT	OFF	DEF	TOT	AVG	PF	FO	AST	TO	BLK	STL	PTS	AVG
2017-18	36	29	1026	28.5	123	313	.393	90	242	.372	32	45	.711	14	78	92	2.6	36	0	65	74	9	17	368	10.2
2018-19	12	11	381	31.8	43	107	.402	22	66	.333	25	34	.735	9	53	62	5.2	15	0	22	25	5	5	133	11.1
TOTAL	48	40	1407	29.3	166	420	.395	112	308	.364	57	79	.722	23	131	154	3.2	51	0	87	99	14	22	501	10.4

PETTY'S CAREER SEC STATS

YEAR	GP	GS	MIN	AVG	FG	FGA	PCT	3FG	3FGA	PCT	FT	FTA	PCT	OFF	DEF	TOT	AVG	PF	FO	AST	TO	BLK	STL	PTS	AVG	
2017-18	18	15	513	28.5	50	140	.357	39	111	.351	19	22	.864	7	39	46	2.6	19	0	33	34	6	9	158	8.8	
2018-19																										
TOTAL	18	15	513	28.5	50	140	.357	39	111	.351	19	22	.864	7	39	46	2.6	19	0	33	34	6	9	158	8.8	



24 Lawson Schaffer

SENIOR

Guard • 5-11 • 168 • Cullman, Ala.
Cullman HS

CAREER HIGHS

Points	5	2x last vs. Memphis (11/10/17)
Rebounds	2	at Georgia (3/5/16)
Assists	4	Alabama A&M (11/17/17)
Steals	1	9x, last vs. Villanova (3/17/18)
Blocks		
Minutes	14	vs. Florida (2/27/18)
Field Goals	2	vs. Memphis (11/10/17)
FG Att.	3	2x, last vs. Memphis (11/10/17)
3-Point FG	1	8x, last vs. Alabama A&M (11/17/17)
3-Point Att.	3	Missouri (2/6/16)
Free Throws	2	3x, last vs. Mississippi State (3/9/17)
FT Att.	2	4x, last vs. Mississippi State (3/9/17)

2018-19 SEASON HIGHS

Points	
Rebounds	
Assists	
Steals	
Blocks	
Minutes	4 vs. Southern (11/6/18)
Field Goals	
FG Att.	
3-Point FG	
3-Point Att.	
Free Throws	
FT Att.	

MISCELLANEOUS STATS

CATEGORY	2018-19	CAREER
Double-digit scoring		
20+ point games		
Double-digit rebounding		
Double-doubles		
Led UA in scoring		
Led UA in rebounding		
Led UA in three-pointers		
Led UA in assists	2	
Led UA in steals	1	
Led UA in blocks		
5+ assist games		
3+ three-pointers		
3+ steal games		
3+ block games		

CAREER ACCOLADES

- A preferred walk-on
- Has played 49 career games
- Played a career-high 14 minutes off the bench collecting three assists and a steal vs. Florida (2/27)
- Hit a three-pointer to go along with a career-high four assists in nine minutes off the bench against Alabama A&M (11/17)

2018-19 SEASON HIGHLIGHTS

- Registered one minute of action vs. Ball State (11/16)
- Played four minutes vs. Southern (11/6)



SCHAFFER'S 2018-19 GAME-BY-GAME STATS

Opponent	Date	GS	Min	FG	FGA	Pct	3FG	FGA	Pct	FT	FTA	Pct	Off	Def	Tot	Avg	PF	A	TO	Blk	Stl	Pts	Avg
SOUTHERN	11/6		4	0	0	.000	0	0	.000	0	0	.000	0	0	0	0.0	0	0	1	0	0	0	0.0
vs. Northeastern	11/15																						
vs. Ball State	11/16		1	0	0	.000	0	0	.000	0	0	.000	0	0	0	0.0	0	0	0	0	0	0	0.0
vs. Wichita State	11/18																						
MURRAY STATE	11/26																						
at UCF	11/29																						
GEORGIA STATE	12/4																						
ARIZONA	12/9																						
vs. Liberty	12/18																						
PENN STATE	12/21																						
at Stephen F. Austin	12/30																						
KENTUCKY*	1/5																						
at LSU*	1/8																						
TEXAS A&M*	1/12																						
at Missouri*	1/16																						
at Tennessee*	1/19																						
OLE MISS*	1/22																						
at Baylor	1/26																						
MISSISSIPPI STATE*	1/29																						
at Auburn*	2/2																						
GEORGIA*	2/6																						
at Vanderbilt*	2/9																						
at Mississippi State*	2/12																						
FLORIDA*	2/16																						
at Texas A&M*	2/19																						
VANDERBILT*	2/23																						
at South Carolina*	2/26																						
LSU*	3/2																						
AUBURN*	3/5																						
at Arkansas*	3/9																						
at SEC Tournament	3/13-17																						


* indicates Southeastern Conference opponent

SCHAFFER'S CAREER STATS

YEAR	GP	GS	MIN	AVG	FG	FGA	PCT	3FG	3FGA	PCT	FT	FTA	PCT	OFF	DEF	TOT	AVG	PF	FO	AST	TO	BLK	STL	PTS	AVG
2015-16	16	0	32	2.0	2	10	.200	2	9	.222	2	4	.500	2	0	2	0.1	3	0	2	1	0	1	8	0.5
2016-17	17	0	28	1.6	4	10	.400	4	8	.500	4	4	1.000	1	3	4	0.2	1	0	5	1	0	3	16	0.9
2017-18	14	0	56	4.0	3	11	.273	2	10	.200	0	0	.000	0	0	0	0.0	7	0	13	8	0	5	8	0.6
2018-19	2	0	5	2.5	0	0	.000	0	0	.000	0	0	.000	0	0	0	0.0	0	0	0	1	0	0	0	0.0
TOTAL	49	0	121	2.5	9	31	.290	8	27	.296	6	8	.750	3	3	6	0.1	11	0	20	11	0	9	32	0.7

SCHAFFER'S CAREER SEC STATS

YEAR	GP	GS	MIN	AVG	FG	FGA	PCT	3FG	3FGA	PCT	FT	FTA	PCT	OFF	DEF	TOT	AVG	PF	FO	AST	TO	BLK	STL	PTS	AVG
2015-16	9	0	19	2.1	2	7	.286	2	7	.286	2	4	.500	2	0	2	0.2	2	0	2	1	0	0	8	0.9
2016-17	7	0	13	1.9	1	4	.250	1	3	.333	2	2	1.000	1	3	4	0.6	1	0	4	1	0	0	5	0.7
2017-18	8	0	26	3.3	0	4	.000	0	4	.000	0	0	.000	0	0	0	0.0	4	0	4	4	0	2	0	0.0
2018-19																									
TOTAL	24	0	58	2.4	3	15	.200	3	14	.214	4	6	.667	3	3	6	0.3	7	0	10	6	0	2	13	0.5



30 Galin Smith

SOPHOMORE
Forward • 6-9 • 245 • Clinton, Miss.
Clinton HS

CAREER HIGHS

Points	10	2x, last vs. Southern (11/6/18)
Rebounds	8	vs. Minnesota (11/25/17)
Assists	1	5x, last vs. Arizona (12/9/18)
Steals	1	2x, last at Texas A&M (3/3/18)
Blocks	4	at Texas A&M (3/3/18)
Minutes	29	at LSU (1/13/18)
Field Goals	4	4x, last vs. Arizona (12/9/18)
FG Att.	6	2x, last vs. Arizona (12/9/18)
3-Point FG		
3-Point Att.		
Free Throws	4	2x, last vs. Southern (11/6/18)
FT Att.	6	vs. Southern (11/6/18)

2018-19 SEASON HIGHS

Points	10	vs. Southern (11/6/18)
Rebounds	5	vs. Ball State (11/16/18)
Assists	1	2x, last vs. Arizona (12/9/18)
Steals		
Blocks	1	4x, last vs. Arizona (12/9/18)
Minutes	23	vs. Ball State (11/16/18)
Field Goals	4	2x, last vs. Arizona (12/9/18)
FG Att.	6	2x, last vs. Arizona (12/9/18)
3-Point FG		
3-Point Att.		
Free Throws	4	vs. Southern (11/6/18)
FT Att.	6	vs. Southern (11/6/18)

MISCELLANEOUS STATS

CATEGORY	2018-19	CAREER
Double-digit scoring	1	2
20+ point games		
Double-digit rebounding		
Double-doubles		
Led UA in scoring		
Led UA in rebounding		1
Led UA in three-pointers		
Led UA in assists		
Led UA in steals		1
Led UA in blocks	1	8
5+ assist games		
3+ three-pointers		
3+ steal games		
3+ block games		3

CAREER ACCOLADES

- 2018 SEC First Year Academic Honor Roll

2018-19 SEASON HIGHLIGHTS

- Tied a career high of 10 points in 20 minutes, while adding four rebounds in the start vs. Southern (11/6)
- Started and finished with six points vs. Wichita State (11/18)
- Went 4-of-6 from the field to total eight points, three rebounds, and one block and a steal against Arizona (12/9)
- Dropped eight points and collected five rebounds against Ball State (11/16)
- Put up four points, three rebounds, and one block against Murray State (11/26)
- Added two points and three rebounds against Northeastern (11/15)
- Scored four points while totaling two rebounds and one block in 22 minutes against Appalachian State (11/11)
- Collected two rebounds and three points at Stephen F. Austin (12/30)
- Added one point, block, and steal against UCF (11/29)



SMITH'S 2018-19 GAME-BY-GAME STATS

Opponent	Date	GS	Min	FG	FGA	Pct	3FG	FGA	Pct	FT	FTA	Pct	Off	Def	Tot	Avg	PF	A	TO	Blk	Stl	Pts	Avg
SOUTHERN	11/6	*	20	3	5	.600	0	0	.000	4	6	.667	3	1	4	4.0	3	0	2	0	0	10	10.0
APPALACHIAN STATE	11/11	*	22	2	3	.667	0	0	.000	0	0	.000	0	2	2	3.0	2	0	1	1	0	4	7.0
vs. Northeastern	11/15	*	17	1	3	.333	0	0	.000	0	0	.000	1	2	3	3.0	0	0	0	0	0	2	5.3
vs. Ball State	11/16	*	23	4	6	.667	0	0	.000	0	0	.000	2	3	5	3.5	4	0	2	1	0	8	6.0
vs. Wichita State	11/18	*	19	2	3	.667	0	0	.000	2	2	1.000	1	0	1	3.0	2	0	2	0	0	6	6.0
MURRAY STATE	11/26	*	16	2	3	.667	0	0	.000	0	0	.000	1	2	3	3.0	4	1	3	1	0	4	5.7
at UCF	11/29	*	10	0	1	.000	0	0	.000	1	2	.500	0	1	1	2.7	3	0	1	1	0	1	5.0
GEORGIA STATE	12/4		11	0	1	.000	0	0	.000	1	2	.500	0	3	3	2.8	1	0	0	2	0	1	4.5
ARIZONA	12/9		17	4	6	.667	0	0	.000	0	1	.000	2	1	3	2.8	1	1	1	1	0	8	4.9
vs. Liberty	12/18		6	0	1	.000	0	0	.000	0	2	.000	1	2	3	2.8	2	0	1	0	0	0	4.4
PENN STATE	12/21		9	1	3	.333	0	0	.000	0	0	.000	0	0	0	2.5	2	0	0	0	0	2	4.2
at Stephen F. Austin	12/30		8	1	2	.500	0	0	.000	1	2	.500	1	1	2	2.5	0	0	0	0	0	3	4.1
KENTUCKY*	1/5																						
at LSU*	1/8																						
TEXAS A&M*	1/12																						
at Missouri*	1/16																						
at Tennessee*	1/19																						
OLE MISS*	1/22																						
at Baylor	1/26																						
MISSISSIPPI STATE*	1/29																						
at Auburn*	2/2																						
GEORGIA*	2/6																						
at Vanderbilt*	2/9																						
at Mississippi State*	2/12																						
FLORIDA*	2/16																						
at Texas A&M*	2/19																						
VANDERBILT*	2/23																						
at South Carolina*	2/26																						
LSU*	3/2																						
AUBURN*	3/5																						
at Arkansas*	3/9																						
at SEC Tournament	3/13-17																						

* indicates Southeastern Conference opponent

SMITH'S CAREER STATS

YEAR	GP	GS	MIN	AVG	FG	FGA	PCT	3FG	3FGA	PCT	FT	FTA	PCT	OFF	DEF	TOT	AVG	PF	FO	AST	TO	BLK	STL	PTS	AVG
2017-18	33	3	398	12.1	42	67	.627	0	0	.000	9	32	.281	29	38	67	2.0	54	2	3	23	24	2	93	2.8
2018-19	12	7	178	14.8	20	37	.541	0	0	.000	9	17	.529	12	18	30	2.5	24	0	2	13	7	0	49	4.1
TOTAL	45	10	576	12.8	62	104	.596	0	0	.000	18	49	.367	41	56	97	2.2	78	2	5	36	31	2	142	3.2

SMITH'S CAREER SEC STATS

YEAR	GP	GS	MIN	AVG	FG	FGA	PCT	3FG	3FGA	PCT	FT	FTA	PCT	OFF	DEF	TOT	AVG	PF	FO	AST	TO	BLK	STL	PTS	AVG
2017-18	17	0	200	11.8	17	30	.567	0	0	.000	0	10	.000	12	16	28	1.6	27	1	1	15	15	1	34	2.0
2018-19																									
TOTAL	17	0	200	11.8	17	30	.567	0	0	.000	0	10	.000	12	16	28	1.6	27	1	1	15	15	1	34	2.0



34 Tevin Mack

JUNIOR

Guard/Forward • 6-6 • 225 • Columbia, S.C.
Dreher HS/Texas

CAREER HIGHS

Points	27	vs. Oklahoma State (1/4/17)
Rebounds	12	vs. Arkansas (12/17/16)
Assists	2	8x, last vs. Liberty (12/18/18)
Steals	1	11x, last at Georgia State (12/4/18)
Blocks	2	at Kansas State (12/30/16)
Minutes	39	vs. Oklahoma State (1/4/17)
Field Goals	10	vs. Oklahoma State (1/4/17)
FG Att.	17	vs. Oklahoma State (1/4/17)
3-Point FG	5	at Iowa State (2/13/16)
3-Point Att.	12	at Iowa State (2/13/16)
Free Throws	6	vs. Long Beach State (12/10/16)
FT Att.	10	vs. Northwestern (11/21/16)

2018-19 SEASON HIGHS

Points	20	vs. Ball State (11/16/18)
Rebounds	6	2x, last vs. Arizona (12/9/18)
Assists	2	3x, last vs. Liberty (12/18/18)
Steals	1	vs. Georgia State (12/4/18)
Blocks	1	4x, last vs. Arizona (12/9/18)
Minutes	27	vs. Southern (11/6/18)
Field Goals	7	vs. Ball State (11/16/18)
FG Att.	14	vs. Ball State (11/16/18)
3-Point FG	5	vs. Ball State (11/16/18)
3-Point Att.	9	vs. Ball State (11/16/18)
Free Throws	3	2x, last vs. Penn State (12/21/18)
FT Att.	4	2x, last vs. Penn State (12/21/18)

MISCELLANEOUS STATS

CATEGORY	2018-19	CAREER
Double-digit scoring	6	22
20+ point games	1	4
Double-digit rebounding		1
Double-doubles		1
Led UA in scoring	1	1
Led UA in rebounding		
Led UA in three-pointers	2	2
Led UA in assists		
Led UA in steals		
Led UA in blocks		
5+ assist games		
3+ three-pointers		11
3+ steal games		
3+ block games		

CAREER ACCOLADES

- Transferred from Texas and sat out the season due to NCAA transfer rules
- Played in 48 games making 10 starts in his two seasons at Texas
- Finished with double-digit points 16 times, including three games of 20 or more points
- Led the team in 2016-17 in scoring average (14.8 ppg) and three-point percentage (.391) despite playing just 15 games
- Set career highs in scoring (27 points), field goals made and attempted (10-of-17) and minutes played (39) against Oklahoma State (1/4), while tying his season-high makes with four three-pointers



2018-19 SEASON HIGHLIGHTS

- Has started each of the last five games and finished in double figures in four of those
- Since being inserted into the starting lineup, he is averaging 10.4 ppg while shooting 34.8 percent (8-of-23) from beyond the arc
- Exploded with a game and season high of 20 points, while adding two rebounds and an assist vs. Ball State (11/16)
- Made his first start of the season against Georgia State (12/4) and finished with 12 points and one steal
- Registered double-digits at Stephen F. Austin (12/30) with 12 points, two rebounds, one assist, and one steal
- Scored 12 points to go along with six rebounds and a block against Arizona (12/9)
- Added five points, one assist and four rebounds in 20 minutes of action vs. Wichita State (11/18)
- Collected seven points, three rebounds and one assist vs. Northeastern (11/15)
- Dropped 10 points and pulled down six rebounds in his Alabama debut vs. Southern (11/6)
- Recorded seven points, four rebounds and one block against Murray State (11/26)
- Totaled four points, three rebounds, two assists, and one block against UCF (11/29)
- Put up two points and two rebounds in 12 minutes off the bench against Appalachian State (11/11)

MACK'S 2018-19 GAME-BY-GAME STATS

Opponent	Date	GS	Min	FG	FGA	Pct	3FG	3FGA	Pct	FT	FTA	Pct	Off	Def	Tot	Avg	PF	A	TO	Blk	Stl	Pts	Avg
SOUTHERN	11/6		27	3	12	.250	1	7	.143	3	3	1.000	3	3	6	6.0	4	2	5	1	0	10	10.0
APPALACHIAN STATE	11/11		12	1	4	.250	0	2	.000	0	0	.000	0	2	2	4.0	0	1	0	0	0	2	6.0
vs. Northeastern	11/15		15	3	8	.375	0	4	.000	1	2	.500	1	2	3	3.7	1	1	1	0	0	7	6.3
vs. Ball State	11/16		23	7	14	.500	5	9	.556	1	1	1.000	1	1	2	3.3	3	1	2	0	0	20	9.8
vs. Wichita State	11/18		20	2	6	.333	1	3	.333	0	0	.000	1	3	4	3.4	2	1	0	0	0	5	8.8
MURRAY STATE	11/26		13	3	6	.500	1	2	.500	0	1	.000	2	2	4	3.5	0	0	1	1	0	7	8.5
at UCF	11/29		14	2	6	.333	0	4	.000	0	0	.000	1	2	3	3.4	1	2	0	1	0	4	7.9
GEORGIA STATE	12/4	*	19	5	9	.556	1	5	.200	1	2	.500	0	1	1	3.1	2	0	0	0	1	12	8.4
ARIZONA	12/9	*	22	4	10	.400	2	5	.400	2	3	.667	2	4	6	3.4	1	0	2	1	0	12	8.8
vs. Liberty	12/18	*	17	1	3	.333	1	2	.500	2	4	.500	0	1	1	3.2	2	2	0	0	0	5	8.4
PENN STATE	12/21	*	23	3	6	.500	2	4	.500	3	4	.750	1	3	4	3.3	2	0	3	0	0	11	8.6
at Stephen F. Austin	12/30	*	24	5	10	.500	2	7	.286	0	0	.000	1	1	2	3.2	1	1	1	0	1	12	8.9
KENTUCKY*	1/5																						
at LSU*	1/8																						
TEXAS A&M*	1/12																						
at Missouri*	1/16																						
at Tennessee*	1/19																						
OLE MISS*	1/22																						
at Baylor	1/26																						
MISSISSIPPI STATE*	1/29																						
at Auburn*	2/2																						
GEORGIA*	2/6																						
at Vanderbilt*	2/9																						
at Mississippi State*	2/12																						
FLORIDA*	2/16																						
at Texas A&M*	2/19																						
VANDERBILT*	2/23																						
at South Carolina*	2/26																						
LSU*	3/2																						
AUBURN*	3/5																						
at Arkansas*	3/9																						
at SEC Tournament	3/13-17																						

* indicates Southeastern Conference opponent

MACK'S CAREER STATS

YEAR	GP	GS	MIN	AVG	FG	FGA	PCT	3FG	3FGA	PCT	FT	FTA	PCT	OFF	DEF	TOT	AVG	PF	FO	AST	TO	BLK	STL	PTS	AVG	
2015-16*	33	0	440	13.3	51	176	.290	34	114	.298	32	50	.640	19	47	66	2.0	42		11	18	9	8	168	5.1	
2016-17*	15	10	470		79	172	.459	34	87	.391	30	51	.588	21	51	72	4.8	24		12	21	8	7	222	14.8	
2017-18																										
2018-19	12	5	229	19.1	39	94	.415	16	54	.296	13	20	.650	13	25	38	3.2	19	0	11	15	4	2	107	8.9	
TOTAL	60	15	1139	19.0	169	442	.382	84	255	.329	75	121	.620	53	123	176	2.9	85	0	34	54	21	17	497	8.3	

MACK'S CAREER SEC STATS

YEAR	GP	GS	MIN	AVG	FG	FGA	PCT	3FG	3FGA	PCT	FT	FTA	PCT	OFF	DEF	TOT	AVG	PF	FO	AST	TO	BLK	STL	PTS	AVG	
2017-18																										
2018-19																										
TOTAL																										

2018-19 BOX SCORES

GAME 1

Official Basketball Box Score -- Game Totals -- Final Statistics
Southern vs Alabama
11/6/18 7 p.m. CT at Tuscaloosa, Ala. (Coleman Coliseum)

Southern 62 • 0-1

#	Player	Total			3-Ptr			Rebounds			PF	TP	A	TO	Blk	Stl	Min
		FG	FGA	FT	FTA	FG	FGA	FT	FTA	Off							
20	Urnude, Sydney	f	4-11	0-1	0-0	0	3	3	5	8	0	1	1	1	21		
21	Assie, Bryan	f	3-3	0-0	0-0	0	2	4	3	6	0	2	0	2	13		
14	Ray, Aaron	f	0-5	0-4	10-12	0	6	6	2	10	2	3	0	0	35		
22	Reese, Eddie	g	5-9	3-5	3-7	0	3	3	4	16	2	2	1	1	28		
32	Sadler, Jayden	g	3-9	0-0	2-2	3	1	4	3	8	3	1	0	2	27		
00	Lee, Richard	g	1-4	0-3	0-0	0	1	1	2	2	1	1	0	0	16		
01	Collins, LaQuentin	g	0-1	0-1	0-2	0	0	0	0	0	0	1	0	1	18		
02	Ali, Mubashar	g	3-5	0-0	2-5	1	1	2	2	8	0	1	0	0	12		
03	Blackmon, Trevor	g	0-1	0-1	0-0	0	0	0	0	0	0	0	0	0	4		
12	Ennis, Alex	g	2-3	0-0	0-2	2	2	4	4	4	0	3	0	0	17		
13	Mayo, Torrey	g	0-0	0-0	0-0	0	0	0	0	0	0	0	0	0	1		
25	Brooks, Brendon	g	0-3	0-2	0-0	0	0	0	1	0	0	0	0	0	8		
	Team					4	1	5									
	Totals		21-55	3-17	17-30	11	20	31	28	62	8	15	2	7	200		

FG % 1st Half: 8-25 32.0% 2nd half: 13-30 43.3% Game: 21-55 38.2%
3FG % 1st Half: 2-11 18.2% 2nd half: 4-6 66.7% Game: 3-17 17.6%
FT % 1st Half: 9-15 60.0% 2nd half: 8-15 53.3% Game: 17-30 56.7%

Alabama 82 • 1-0

#	Player	Total			3-Ptr			Rebounds			PF	TP	A	TO	Blk	Stl	Min
		FG	FGA	FT	FTA	FG	FGA	FT	FTA	Off							
00	Hall, Donta	f	8-9	0-0	4-8	2	3	5	3	20	1	2	2	0	21		
30	Smith, Galin	f	3-5	0-0	4-6	3	1	4	3	10	0	2	0	0	20		
02	Lewis Jr., Kira	g	2-5	1-3	1-1	1	1	2	3	6	7	3	1	1	29		
10	Jones, Herbert	g	2-4	0-1	4-4	2	7	9	3	8	1	3	1	1	20		
23	Petty Jr., John	g	6-11	5-8	0-0	1	3	4	0	17	2	0	1	0	30		
03	Reese, Alex	g	3-5	2-3	0-0	0	1	1	1	8	1	1	0	0	21		
04	Giddens, Daniel	g	0-0	0-0	2-4	3	3	6	4	2	0	3	0	0	7		
05	Johnson Jr., Avery	g	0-3	0-2	1-2	1	4	5	3	1	3	0	0	1	19		
15	Barnes, Tyler	g	0-1	0-0	0-0	0	0	0	0	0	0	0	0	0	1		
21	Johnson, Britton	g	0-0	0-0	0-0	0	0	0	0	0	0	0	0	0	1		
24	Schaffer, Lawson	g	0-0	0-0	0-0	0	0	0	0	0	1	0	0	0	4		
34	Mack, Tevin	g	3-12	1-7	3-3	3	3	6	4	10	2	5	1	0	27		
	Team					0	3	3									
	Totals		27-55	9-24	19-28	16	29	45	24	82	17	20	6	3	200		

FG % 1st Half: 14-25 56.0% 2nd half: 13-30 43.3% Game: 27-55 49.1%
3FG % 1st Half: 5-11 45.5% 2nd half: 4-10 40.0% Game: 9-24 37.5%
FT % 1st Half: 12-16 75.0% 2nd half: 7-12 58.3% Game: 19-28 67.9%

Officials: Patrick Evans, Rob Rorke, Ken Washington
Technical fouls: Southern-TEAM, Alabama-None.
Attendance: 9793

Score by periods	1st	2nd	Total
Southern	27	35	62
Alabama	45	37	82

Points	In	Off	2nd	Fast	Bench
SU	22	16	10	6	19
UA	32	21	12	7	21

Last FG - SU 2nd-00:01, UA 2nd-00:36.
Largest lead - SU by 2 1st-19:42, UA by 27 2nd-06:20.
SU led for 00:24, UA led for 38:57. Game was tied for 00:39.

Score tied - 1 time.
Lead changed - 1 time.

GAME 2



Official Basketball Box Score -- Game Totals -- Final Statistics
Appalachian State vs Alabama
11/11/18 6:05 p.m. CT at Tuscaloosa, Ala. (Coleman Coliseum)



Appalachian State 73 • 1-1

#	Player	Total			3-Ptr			Rebounds			PF	TP	A	TO	Blk	Stl	Min
		FG	FGA	FT	FTA	FG	FGA	FT	FTA	Off							
00	Johnson, Isaac	f	9-13	0-1	4-9	5	8	13	2	22	1	3	1	0	36		
32	Johnson, Tyrell	f	2-3	1-1	1-2	0	2	2	5	6	0	0	0	0	17		
50	Seacat, Hunter	f	0-2	0-0	2-2	2	3	5	4	2	1	1	0	2	19		
01	Forrest, Justin	g	5-14	2-3	2-4	0	2	2	2	14	1	5	0	1	32		
02	Shabazz, Ronshad	g	7-14	5-7	2-2	0	3	3	4	21	2	6	0	0	28		
04	Williams, O'Showen	g	0-0	0-0	1-3	0	1	1	5	1	0	3	0	1	24		
11	Battle, Joseph	g	0-1	0-0	2-2	2	4	6	2	2	0	2	0	0	15		
14	Holley, Bennett	g	0-2	0-2	0-1	0	2	2	0	0	0	0	0	0	12		
20	Delph, Adrian	g	1-1	1-1	0-0	0	2	2	2	3	2	1	0	0	13		
22	Glyfason, Breki	g	1-1	0-0	0-0	0	0	0	1	2	0	0	0	0	4		
	Team					2	1	3									
	Totals		25-51	9-15	14-25	11	28	39	29	73	7	22	1	4	200		

FG % 1st Half: 13-23 56.5% 2nd half: 12-28 42.9% Game: 25-51 49.0%
3FG % 1st Half: 5-8 62.5% 2nd half: 4-7 57.1% Game: 9-15 60.0%
FT % 1st Half: 4-10 40.0% 2nd half: 10-15 66.7% Game: 14-25 56.0%

Alabama 81 • 2-0

#	Player	Total			3-Ptr			Rebounds			PF	TP	A	TO	Blk	Stl	Min
		FG	FGA	FT	FTA	FG	FGA	FT	FTA	Off							
00	Hall, Donta	f	4-7	0-0	4-6	2	12	2	12	0	0	1	0	22			
30	Smith, Galin	f	2-3	0-0	0-0	0	2	2	2	4	0	1	1	0	22		
02	Lewis Jr., Kira	g	9-18	3-6	0-0	3	1	4	2	21	1	1	0	0	31		
10	Jones, Herbert	g	2-11	0-1	6-16	3	1	4	4	10	4	1	1	4	26		
23	Petty, John	g	2-6	2-5	7-10	1	3	4	3	13	1	2	0	1	34		
03	Reese, Alex	g	1-3	0-0	3-4	2	1	3	2	5	0	1	0	0	13		
04	Giddens, Daniel	g	2-4	0-0	0-1	4	1	5	2	4	0	1	0	0	8		
05	Johnson Jr., Avery	g	1-3	0-2	0-0	0	0	0	1	2	0	0	0	1	6		
12	Ingram, Dazon	g	1-6	0-0	6-6	6	2	8	5	8	0	2	1	0	21		
34	Mack, Tevin	g	1-4	0-2	0-0	0	2	2	0	2	1	0	0	0	12		
	Team					0	1	1									
	Totals		25-65	5-16	26-43	21	24	45	23	81	7	10	4	9	200		

FG % 1st Half: 12-27 44.4% 2nd half: 13-38 34.2% Game: 25-65 38.5%
3FG % 1st Half: 5-10 50.0% 2nd half: 0-6 0.0% Game: 5-16 31.3%
FT % 1st Half: 9-16 56.3% 2nd half: 17-27 63.0% Game: 26-43 60.5%

Officials: Pat Adams, Steven Anderson, John Hampton
Technical fouls: Appalachian State-None, Alabama-Mack, Tevin.
Attendance: 9701

Score by periods	1st	2nd	Total
Appalachian State	35	38	73
Alabama	38	43	81

Points	In	Off	2nd	Fast	Bench
APP	36	26	13	2	9
UA	36	26	19	4	21

Last FG - APP 2nd-00:27, UA 2nd-01:20.
Largest lead - APP by 6 2nd-15:04, UA by 12 2nd-00:53.
APP led for 13:28, UA led for 20:27. Game was tied for 06:04.

Score tied - 9 times.
Lead changed - 10 times.

GAME 3

Official Basketball Box Score -- Game Totals -- Final Statistics
Alabama vs Northeastern
11/15/18 2:00 pm at Charleston, S.C. (TD Arena)

Alabama 52 • 2-1

#	Player	Total			3-Ptr			Rebounds			PF	TP	A	TO	Blk	Stl	Min
		FG	FGA	FT	FTA	FG	FGA	FT	FTA	Off							
00	Hall, Donta	f	0-1	0-0	0-0	1	2	3	1	0	2	0	2	0	19		
30	Smith, Galin	f	1-3	0-0	0-0	1	2	3	0	2	0	0	0	0	17		
02	Lewis Jr., Kira	g	3-10	1-6	0-0	0	0	3	7	1	1	0	0	31			
10	Jones, Herbert	g	2-6	0-1	4-5	1	2	3	1	8	0	1	0	0	23		
23	Petty Jr., John	g	6-12	2-6	3-4	0	5	5	2	17	2	2	0	1	32		
03	Reese, Alex	g	0-2	0-2	0-0	0	0	0	2	0	1	1	0	1	9		
04	Giddens, Daniel	g	0-0	0-0	0-0	0	0	0	0	0	1	2	0	0	7		
05	Johnson Jr., Avery	g	1-4	0-0	0-0	1	1	2	2	2	0	0	0	1	21		
12	Ingram, Dazon	g	3-5	0-0	3-4	2	3	5	4	9	2	0	0	0	26		
34	Mack, Tevin	g	3-8	0-4	1-2	1	2	3	1	7	1	1	0	0	15		
	Team					1	2	3									
	Totals		19-51	3-19	11-15	8	19	27	16	52	10	9	2	3	200		

FG % 1st Half: 8-27 29.6% 2nd half: 11-24

2018-19 BOX SCORES

GAME 5

Official Basketball Box Score -- Game Totals -- Final Statistics
Alabama vs Wichita State
11/18/18 1:30 pm at Charleston, S.C. (TD Arena)

Alabama 90 • 4-1

#	Player	Total		3-Ptr		Rebounds		PF	TP	A	TO	Blk	Stl	Min
		FG-FGA	FG-FGA	FT-FTA	Off	Def	Tot							
00	Hall, Donta	0-1	0-0	2-2	1	0	1	2	2	1	1	1	1	15
30	Smith, Galin	2-3	0-0	2-2	1	0	1	2	6	0	2	0	0	19
02	Lewis Jr., Kira	6-9	1-2	11-11	0	4	4	2	24	2	0	0	0	33
10	Jones, Herbert	5-11	2-3	1-2	1	5	6	5	13	1	4	0	0	29
23	Petty Jr., John	4-8	3-6	2-2	0	5	5	1	13	2	1	0	0	36
03	Reese, Alex	4-7	2-5	9-10	1	1	2	1	19	1	1	0	0	15
05	Johnson Jr., Avery	0-1	0-0	0-0	0	2	2	0	0	1	0	0	0	8
12	Ingram, Dazon	2-3	0-0	4-4	1	3	4	2	8	5	2	0	0	25
34	Mack, Tevin	2-6	1-3	0-0	1	3	4	2	5	1	0	0	0	20
Team						2		1		1				
Totals		25-49	9-19	31-33	8	24	32	19	90	14	12	1	1	200

FG % 1st Half: 16-27 59.3% 2nd half: 9-22 40.9% Game: 25-49 51.0%
3FG % 1st Half: 6-11 54.5% 2nd half: 3-8 37.5% Game: 9-19 47.4%
FT % 1st Half: 8-9 88.9% 2nd half: 23-24 95.8% Game: 31-33 93.9%

Wichita State 86 • 2-3

#	Player	Total		3-Ptr		Rebounds		PF	TP	A	TO	Blk	Stl	Min
		FG-FGA	FG-FGA	FT-FTA	Off	Def	Tot							
01	McDUFFIE, Markis	8-13	2-4	8-9	3	5	8	1	26	0	0	0	1	34
02	ECHENIQUE, Jaime	5-11	1-3	2-4	1	1	2	3	13	0	1	1	3	20
21	BURTON, Jamarius	1-4	0-1	3-4	0	3	3	5	1	1	0	0	0	20
04	HAYNES-JONES, Samaj	5-11	2-6	1-1	0	1	1	3	13	2	1	0	0	33
10	STEVENSON, Erik	0-5	0-3	2-2	0	1	1	2	2	0	0	0	1	13
00	DENNIS, Dexter	7-9	1-2	4-5	4	1	5	3	19	1	2	0	0	26
03	TORRES, Ricky	1-5	0-4	2-2	1	1	2	4	4	5	0	0	1	25
12	BROWN, Rod	0-0	0-0	0-0	0	1	1	0	0	0	1	0	0	6
05	UDEZE, Morris	1-3	0-0	0-0	2	1	3	3	2	0	0	0	2	13
22	MOORE, Chance	0-0	0-0	0-0	0	0	0	0	0	0	0	0	0	3
33	MIDTGAARD, Asbjorn	1-1	0-0	0-0	0	0	0	3	2	0	0	0	0	6
44	PB-CHANDLER, Isaiah	0-0	0-0	0-0	0	0	0	0	0	0	0	0	0	1
Team						2		2		1				
Totals		29-62	6-23	22-27	11	17	28	25	86	9	7	3	6	200

FG % 1st Half: 12-27 44.4% 2nd half: 17-35 48.6% Game: 29-62 46.8%
3FG % 1st Half: 3-10 30.0% 2nd half: 3-13 23.1% Game: 6-23 26.1%
FT % 1st Half: 7-8 87.5% 2nd half: 15-19 78.9% Game: 22-27 81.5%

Officials: Joe DeRosa, Paul Janssen, John Hampton
Technical fouls: Alabama-None, Wichita State-None.
Attendance: 2862
Charleston Classic Fifth Place Game

Score by periods	1st	2nd	Total
Alabama	46	44	90
Wichita State	34	52	86

Last FG - UA 2nd-04:20, WICH 2nd-00:11.
Largest lead - UA by 13 1st-08:50, WICH by 2 1st-19:32.
UA led for 36:57, WICH led for 00:42. Game was tied for 02:21.

Points	In	Off	2nd	Fast	Bench
UA	Paint	T/O	Chance	Break	
30	10	9	14	27	
WICH	42	11	18	8	27

Score tied - 3 times.
Lead changed - 3 times.

GAME 6

Official Basketball Box Score -- Game Totals -- Final Statistics
Murray State vs Alabama
11/26/18 7:00 p.m. CT at Tuscaloosa, Ala. (Coleman Coliseum)



Murray State 72 • 3-1

#	Player	Total		3-Ptr		Rebounds		PF	TP	A	TO	Blk	Stl	Min
		FG-FGA	FG-FGA	FT-FTA	Off	Def	Tot							
04	Sanchoius, Brion	2-3	0-0	0-0	2	3	5	0	4	3	0	0	1	30
24	Smith, Anthony	2-5	0-0	0-0	2	0	2	3	4	0	1	3	0	19
10	Brown, Tevin	2-4	2-4	0-0	0	3	3	5	6	1	2	1	0	28
11	Buchanan, Shaq	4-10	1-5	0-0	0	7	7	4	9	1	1	0	4	32
12	Morant, Ja	16-29	0-4	6-8	4	5	9	2	38	5	10	0	1	40
00	Davis, Mike	2-3	2-3	1-2	0	0	0	3	7	0	2	0	1	21
24	Eaves, Jaiveon	0-1	0-1	0-0	0	0	0	1	0	0	0	1	1	7
22	Whitley, Brion	0-2	0-1	0-0	0	1	1	2	0	0	0	0	0	13
23	Williams, KJ	0-0	0-0	0-0	0	0	0	0	0	0	0	0	0	3
32	Cowart, Darnell	1-7	0-0	2-2	4	1	5	1	4	0	1	0	0	7
Team						0		0		1				
Totals		29-64	5-18	9-12	12	20	32	22	72	10	18	5	7	200

FG % 1st Half: 13-36 36.1% 2nd half: 16-28 57.1% Game: 29-64 45.3%
3FG % 1st Half: 2-10 20.0% 2nd half: 3-8 37.5% Game: 5-18 27.8%
FT % 1st Half: 1-2 50.0% 2nd half: 8-10 80.0% Game: 9-12 75.0%

Alabama 78 • 5-1

#	Player	Total		3-Ptr		Rebounds		PF	TP	A	TO	Blk	Stl	Min
		FG-FGA	FG-FGA	FT-FTA	Off	Def	Tot							
00	Hall, Donta	0-3	0-0	2-2	2	4	6	0	2	0	2	3	1	21
30	Smith, Galin	2-3	0-0	0-0	1	2	3	4	4	1	3	1	0	16
02	Lewis Jr., Kira	6-13	1-4	7-10	1	1	2	2	20	3	1	1	1	28
10	Jones, Herbert	3-5	0-0	1-2	2	6	8	3	7	4	5	1	2	29
23	Petty Jr., John	5-10	0-4	6-7	2	5	7	1	16	0	2	1	1	34
03	Reese, Alex	3-9	3-5	0-0	0	0	0	2	9	1	1	2	2	21
05	Johnson Jr., Avery	2-5	0-3	0-0	0	0	0	1	4	1	0	0	0	9
12	Ingram, Dazon	1-2	0-0	7-8	0	4	4	3	9	2	6	0	0	29
34	Mack, Tevin	3-6	1-2	0-1	2	2	4	0	7	0	1	1	0	13
Team						5		1		6				
Totals		25-56	5-18	23-30	15	25	40	16	78	12	21	10	7	200

FG % 1st Half: 12-26 46.2% 2nd half: 13-30 43.3% Game: 25-56 44.6%
3FG % 1st Half: 3-9 33.3% 2nd half: 2-9 22.2% Game: 5-18 27.8%
FT % 1st Half: 12-16 75.0% 2nd half: 11-14 78.6% Game: 23-30 76.7%

Officials: Doug Sirmans, Todd Austin, Byron Jarrett
Technical fouls: Murray State-TEAM, Alabama-None.
Attendance: 9004

Score by periods	1st	2nd	Total
Murray State	29	43	72
Alabama	39	39	78

Last FG - MUR 2nd-00:01, UA 2nd-01:36.
Largest lead - MUR by 6 1st-13:43, UA by 13 1st-02:27.
MUR led for 09:04, UA led for 28:47. Game was tied for 02:09.

Points	In	Off	2nd	Fast	Bench
MUR	Paint	T/O	Chance	Break	
40	31	12	11	11	
UA	36	20	11	6	29

Score tied - 3 times.
Lead changed - 7 times.

GAME 7

Official Basketball Box Score -- Game Totals -- Final Statistics
Alabama vs UCF
11/29/18 7:00 pm at Orlando, Fla. (CFE Arena)

Alabama 64 • 5-2

#	Player	Total		3-Ptr		Rebounds		PF	TP	A	TO	Blk	Stl	Min
		FG-FGA	FG-FGA	FT-FTA	Off	Def	Tot							
00	Donta Hall	5-10	0-0	1-2	6	3	9	4	11	0	3	2	0	27
30	Galina Smith	0-1	0-0	1-2	0	1	1	3	1	0	1	1	0	10
02	Kira Lewis Jr.	6-11	2-5	0-0	0	2	2	4	14	2	2	0	0	32
10	Herbert Jones	9	3-9	0-1	2	4	6	3	7	1	3	0	0	28
23	John Petty	2-10	1-7	0-0	4	4	8	1	5	1	3	0	1	31
03	Alex Reese	5-14	2-7	2-2	2	1	3	2	14	2	1	0	0	28
04	Daniel Giddens	0-3	0-0	1-2	1	0	1	1	1	0	0	0	0	4
05	Avery Johnson Jr.	1-1	0-0	0-0	0	0	0	0	2	1	0	0	0	8
12	Dazon Ingram	1-1	0-0	3-4	0	6	6	5	5	4	1	1	2	18
34	Tevin Mack	2-6	0-4	0-0	1	2	3	1	4	2	0	1	0	14
Team						3		4		7				
Totals		25-66	5-24	9-14	19	27	46	24	64	14	14	5	3	200

FG % 1st Half: 9-29 31.0% 2nd half: 16-37 43.2% Game: 25-66 37.9%
3FG % 1st Half: 1-8 12.5% 2nd half: 4-16 25.0% Game: 5-24 20.8%
FT % 1st Half: 6-10 60.0% 2nd half: 3-4 75.0% Game: 9-14 64.3%

UCF 70 • 6-1

#	Player	Total		3-Ptr		Rebounds		PF	TP	A	TO	Blk	Stl	Min
		FG-FGA	FG-FGA	FT-FTA	Off	Def	Tot							
35	Smith, Collin	0-2	0-1	1-2	0	6	6	2	1	1	1	0	0	19
24	Fall, Tacko	5-8	0-0	0-3	2	0	2	4	10	0	2	4	0	19
01	Taylor, B.J.	6-11	3-5	9-11	0	0	0	2	24	2	3	0	1	37
02	Allen, Terrell	2-4	0-0	1-2	0	4	4	4	5	4	2	0	0	34
15	Dawkins, Aubrey	3-10	0-4	10-10	0	2	2	1	16	3	1	1	2	36

2018-19 BOX SCORES

GAME 9



Official Basketball Box Score -- Game Totals -- Final Statistics
Arizona vs Alabama
 12/9/18 12 p.m. CT at Tuscaloosa, Ala. (Coleman Coliseum)



Arizona 73 • 7-3

#	Player	Total			3-Ptr			Rebounds			PF	TP	A	TO	Blk	Stl	Min
		FG-FGA	FG-FGA	FT-FTA	FG-FGA	FG-FGA	FT-FTA	Off	Def	Tot							
04	Jeter, Chase	c	9-16	0-0	1-3	4	5	9	4	19	0	0	2	0	0	34	
02	Williams, Brandon	g	6-11	4-7	0-0	0	4	4	2	16	1	0	0	0	31		
05	Randolph, Brandon	g	7-20	3-9	0-0	1	1	2	1	17	3	2	0	0	30		
12	Coleman, Justin	g	2-5	0-1	4-4	0	5	5	4	8	6	5	0	3	35		
24	Akot, Emmanuel	g	2-7	2-4	1-2	1	4	5	3	7	0	0	0	0	21		
03	Smith, Dylan	g	0-3	0-1	0-0	1	3	4	3	0	0	0	1	0	23		
10	Luther, Ryan	g	2-6	0-2	0-0	4	2	6	1	4	0	2	1	1	19		
11	Lee, Ira	g	1-2	0-0	0-0	0	0	0	1	2	0	2	0	0	5		
23	Barcello, Alex	g	0-0	0-0	0-0	0	0	0	0	0	0	0	0	0	2		
Team						2	1	3									
Totals			29-70	9-24	6-9	13	25	38	19	73	10	11	4	6	200		

FG % 1st Half: 12-38 31.6% 2nd half: 17-32 53.1% Game: 29-70 41.4%
 3FG % 1st Half: 4-14 28.6% 2nd half: 5-10 50.0% Game: 9-24 37.5%
 FT % 1st Half: 2-4 50.0% 2nd half: 4-5 80.0% Game: 6-9 66.7%

Alabama 76 • 6-3

#	Player	Total			3-Ptr			Rebounds			PF	TP	A	TO	Blk	Stl	Min
		FG-FGA	FG-FGA	FT-FTA	FG-FGA	FG-FGA	FT-FTA	Off	Def	Tot							
00	Hall, Donta	f	3-4	0-0	7-9	2	7	9	2	13	0	0	0	0	0	25	
34	Mack, Tevin	f	4-10	2-5	2-3	2	4	6	1	12	0	2	1	0	22		
02	Lewis Jr., Kira	g	7-13	4-5	2-4	0	2	2	2	20	1	3	0	1	30		
10	Jones, Herbert	g	0-1	0-1	0-4	1	0	1	1	0	1	3	2	0	21		
12	Ingram, Dazon	g	1-2	0-0	0-0	0	2	2	1	2	0	1	0	0	12		
03	Reese, Alex	g	5-9	2-3	3-3	3	5	8	3	15	3	3	0	2	27		
05	Johnson Jr., Avery	g	1-3	0-1	0-0	0	2	2	1	2	1	0	0	1	14		
23	Petty Jr., John	g	1-8	0-4	2-4	0	6	6	2	4	2	0	1	1	32		
30	Smith, Galin	g	4-6	0-0	0-1	2	1	3	1	8	1	1	1	0	17		
Team						1	0	1									
Totals			26-56	8-19	16-28	11	29	40	14	76	11	15	4	5	200		

FG % 1st Half: 15-32 46.9% 2nd half: 11-24 45.8% Game: 26-56 46.4%
 3FG % 1st Half: 4-9 44.4% 2nd half: 4-10 40.0% Game: 8-19 42.1%
 FT % 1st Half: 5-6 83.3% 2nd half: 11-22 50.0% Game: 16-28 57.1%

Officials: Doug Shows, Don Daily, Patrick Evans
 Technical fouls: Arizona-None. Alabama-None.
 Attendance: 9581

Score by periods	1st	2nd	Total
Arizona	30	43	73
Alabama	39	37	76

Last FG - ARIZ 2nd-00:07, UA 2nd-00:13.
 Largest lead - ARIZ by 4 1st-17:42, UA by 19 1st-07:05.
 ARIZ led for 05:16. UA led for 31:43. Game was tied for 03:01.

Points	In	Off	2nd	Fast	Bench
ARIZ	30	13	16	4	6
UA	36	17	18	8	29

Score tied - 4 times.
 Lead changed - 5 times.

GAME 10

Official Basketball Box Score -- Game Totals -- Final Statistics
Liberty vs Alabama
 12/18/18 7 p.m. at Von Braun Center (Huntsville, Ala.)

Liberty 75 • 9-3

#	Player	Total			3-Ptr			Rebounds			PF	TP	A	TO	Blk	Stl	Min
		FG-FGA	FG-FGA	FT-FTA	FG-FGA	FG-FGA	FT-FTA	Off	Def	Tot							
00	BAXTER-BELL, Myo	g	1-4	0-0	0-0	0	3	3	4	2	1	0	0	0	12		
01	HOMESLEY, Caleb	g	7-16	5-10	4-4	0	3	3	0	23	5	3	0	0	35		
02	MCGHEE, Darius	g	4-11	3-8	0-0	0	1	1	3	11	0	1	2	1	24		
03	CABILL, Lovell	g	1-4	0-1	4-4	0	1	1	3	6	0	4	0	1	28		
05	GUMBS, Keenan	g	1-5	1-1	0-0	3	5	8	4	3	0	1	0	0	15		
10	CUFFEE, Elijah	g	2-5	0-1	1-2	0	1	1	5	5	1	1	0	0	30		
11	PACHECO-ORTIZ, G.	g	0-0	0-0	0-0	0	0	0	2	0	2	1	0	0	14		
20	MCDOWELL, Keegan	g	2-4	0-0	1-1	0	1	1	2	5	0	0	0	0	11		
31	JAMES, Scottie	f	7-8	2-2	4-6	3	8	11	4	20	1	3	1	0	30		
55	NEWTON, Brendan	g	0-0	0-0	0-0	0	0	0	0	0	0	0	0	0	1		
Team						2	2	4									
Totals			25-57	11-23	14-17	8	25	33	27	75	11	15	3	2	200		

FG % 1st Half: 12-30 40.0% 2nd half: 13-27 48.1% Game: 25-57 43.9%
 3FG % 1st Half: 5-11 45.5% 2nd half: 6-12 50.0% Game: 11-23 47.8%
 FT % 1st Half: 4-7 57.1% 2nd half: 10-10 100.0% Game: 14-17 82.4%

Alabama 84 • 7-3

#	Player	Total			3-Ptr			Rebounds			PF	TP	A	TO	Blk	Stl	Min
		FG-FGA	FG-FGA	FT-FTA	FG-FGA	FG-FGA	FT-FTA	Off	Def	Tot							
00	Hall, Donta	f	6-6	0-0	9-11	3	2	5	0	21	1	1	4	1	30		
01	Norris, Riley	g	0-2	0-1	1-2	1	3	4	2	11	0	0	0	1	15		
02	Lewis Jr., Kira	g	7-12	1-2	2-3	0	3	3	3	17	4	2	0	1	35		
03	Reese, Alex	g	1-5	0-2	5-8	0	3	3	0	7	0	1	0	2	14		
05	Johnson Jr., Avery	g	1-2	0-0	0-0	0	1	1	0	2	0	0	0	0	12		
10	Jones, Herbert	g	3-4	0-0	2-4	0	3	3	2	8	2	1	1	3	23		
12	Ingram, Dazon	g	2-3	2-3	1-2	0	2	2	5	7	1	4	0	0	15		
23	Petty, John	g	5-12	3-7	3-3	0	3	3	1	16	1	1	1	0	33		
30	Smith, Galin	g	0-1	0-0	0-2	1	2	3	2	0	1	0	0	0	6		
34	Mack, Tevin	g	1-3	1-2	2-4	0	1	1	2	5	2	0	0	0	17		
Team						2	2	4									
Totals			26-50	7-17	25-39	7	25	32	17	84	11	11	6	8	200		

FG % 1st Half: 11-24 45.8% 2nd half: 15-26 57.7% Game: 26-50 52.0%
 3FG % 1st Half: 2-7 28.6% 2nd half: 5-10 50.0% Game: 7-17 41.2%
 FT % 1st Half: 10-18 55.6% 2nd half: 15-21 71.4% Game: 25-39 64.1%

Officials: Joe Lindsey, Mike Nance, K.B. Burdett Jr.
 Technical fouls: Liberty-None. Alabama-None.
 Attendance: 5781
 2018 Rocket City Classic

Score by periods	1st	2nd	Total
Liberty	33	42	75
Alabama	34	50	84

Last FG - LIBERTY 2nd-00:48, UA 2nd-01:52.
 Largest lead - LIBERTY by 2 1st-18:48, UA by 14 2nd-01:52.
 LIBERTY led for 02:13. UA led for 34:30. Game was tied for 03:17.

Points	In	Off	2nd	Fast	Bench
LIBERTY	28	9	17	8	21
UA	34	17	7	12	17

Score tied - 5 times.
 Lead changed - 8 times.

GAME 11



Official Basketball Box Score -- Game Totals -- Final Statistics
Penn State vs Alabama
 12/21/18 8 p.m. CT at Tuscaloosa, Ala. (Coleman Coliseum)



Penn State 64 • 6-6

#	Player	Total			3-Ptr			Rebounds			PF	TP	A	TO	Blk	Stl	Min
		FG-FGA	FG-FGA	FT-FTA	FG-FGA	FG-FGA	FT-FTA	Off	Def	Tot							
11	Stevens, Lamar	f	6-19	0-6	0-0	0	4	4	2	12	3	5	2	0	39		
24	Watkins, Mike	f	3-5	0-0	0-0	2	6	8	4	6	2	1	1	2	15		
05	Wheeler, Jamari	g	0-1	0-1	0-0	1	2	3	4	0	1	1	1	0	17		
13	Bolton, Rasir	g	1-2	1-1	0-0	0	1	1	0	3	1	1	0	0	16		
23	Reaves, Josh	g	4-10	1-4	0-0	2	4	6	1	9	3	0	1	1	38		
00	Jones, Myreon	g	3-16	0-4	5-5	0	1	1	11	3	1	0	3	21			
02	Dread, Myles	g	3-7	2-6	0-0	0	1	1	3	8	1	0	0	0	15		
21	Harrar, John	g	1-3	0-0	0-0	3	2	5	3	2	0	1	1	19			
35	Buttrick, Trent	g	5-5	3-3	0-0	1	3	4	2	13	0	1	0	1	20		
Team						1	0	1									
Totals			26-68	7-25	5-5	10	24	34	20	64	16	10	6	8	200		

FG % 1st Half: 11-31 35.5% 2nd half: 15-37 40.5% Game: 26-68 38.2%
 3FG % 1st Half: 5-13 38.5% 2nd half: 2-12 16.7% Game: 7-25 28.0%
 FT % 1st Half: 0-0 0.0% 2nd half: 5-5 100.0% Game: 5-5 100.0%

Alabama 73 • 8-3

#	Player	Total			3-Ptr			Rebounds			PF	TP	A	TO	Blk	Stl	Min
		FG-FGA	FG-FGA	FT-FTA	FG-FGA	FG-FGA	FT-FTA	Off	Def	Tot							
00	Hall, Donta	f	7-10	0-0	3-3	4	7	11	0	17	1	0	3	0	29		
34	Mack, Tevin	f	3-6	2-4	3-4	1	3	4	2	11	0	3	0	0	23		
02	Lewis Jr., Kira	g	2-7	0-1	3-4	0	1										

2018-19 CUME STATS



2018-19 Alabama Men's Basketball
Alabama Combined Team Statistics (as of Dec 30, 2018)
All games



RECORD:	OVERALL	HOME	AWAY	NEUTRAL
ALL GAMES	9-3	5-1	1-1	3-1
CONFERENCE	0-0	0-0	0-0	0-0
NON-CONFERENCE	9-3	5-1	1-1	3-1

##	Player	gp-gs	min	avg	Total		3-Point		F-Throw		Rebounds				pf	dq	a	to	blk	stl	pts	avg
					fg-fga	fg%	3fg-fga	3fg%	ft-fa	ft%	off	def	tot	avg								
02	Lewis Jr., Kira	12-12	372	31.0	61-128	.477	21-52	.404	37-45	.822	7	20	27	2.3	29	0	37	21	4	10	180	15.0
23	Petty, John	12-11	381	31.8	43-107	.402	22-66	.333	25-34	.735	9	53	62	5.2	15	0	22	25	5	5	133	11.1
00	Hall, Donta	12-12	299	24.9	47-73	.644	0-0	.000	39-51	.765	33	65	98	8.2	18	0	9	13	27	5	133	11.1
34	Mack, Tevin	12-5	229	19.1	39-94	.415	16-54	.296	13-20	.650	13	25	38	3.2	19	0	11	15	4	2	107	8.9
12	Ingram, Dazon	11-1	246	22.4	26-45	.578	5-7	.714	33-47	.702	12	41	53	4.8	37	3	28	24	2	5	90	8.2
10	Jones, Herbert	12-12	292	24.3	30-77	.390	3-11	.273	25-54	.463	16	38	54	4.5	37	2	22	25	10	14	88	7.3
03	Reese, Alex	12-0	176	14.7	27-66	.409	11-33	.333	23-29	.793	9	17	26	2.2	14	0	9	12	3	9	88	7.3
01	Norris, Riley	4-0	60	15.0	9-18	.500	5-11	.455	3-5	.600	4	7	11	2.8	5	0	0	1	0	1	26	6.5
30	Smith, Galin	12-7	178	14.8	20-37	.541	0-0	.000	9-17	.529	12	18	30	2.5	24	0	2	13	7	0	49	4.1
04	Giddens, Daniel	4-0	26	6.5	2-7	.286	0-0	.000	3-7	.429	8	4	12	3.0	7	0	2	6	0	0	7	1.8
05	Johnson Jr, Avery	12-0	132	11.0	8-30	.267	0-10	.000	1-2	.500	2	12	14	1.2	12	0	12	4	0	4	17	1.4
21	Johnson, Britton	2-0	2	1.0	0-0	.000	0-0	.000	0-0	.000	0	0	0	0.0	0	0	0	0	0	0	0	0.0
24	Schaffer, Lawson	2-0	5	2.5	0-0	.000	0-0	.000	0-0	.000	0	0	0	0.0	0	0	0	1	0	0	0	0.0
15	Barnes, Tyler	2-0	2	1.0	0-1	.000	0-0	.000	0-0	.000	0	0	0	0.0	0	0	0	0	0	0	0	0.0
Team											21	22	43				6					
Total.....		12	2400		312-683	.457	83-244	.340	211-311	.678	146	322	468	39.0	217	5	154	166	62	55	918	76.5
Opponents.....		12	2400		308-697	.442	81-231	.351	159-228	.697	106	282	388	32.3	260	-	125	157	45	69	856	71.3

TEAM STATISTICS	UA	OPP	Date	Opponent	Score	Att.
SCORING	918	856	11/6/18	SOUTHERN	w 82-62	9793
Points per game	76.5	71.3	11/11/18	APPALACHIAN STATE	w 81-73	9701
Scoring margin	+5.2	-	11/15/18	vs Northeastern	L 52-68	2648
FIELD GOALS-ATT	312-683	308-697	11/16/18	vs Ball State	w 79-61	2752
Field goal pct	.457	.442	11/18/18	vs Wichita State	w 90-86	2862
3 POINT FG-ATT	83-244	81-231	11/26/18	MURRAY STATE	w 78-72	9004
3-point FG pct	.340	.351	11/29/18	at UCF	L 64-70	4449
3-pt FG made per game	6.9	6.8	12/4/18	GEORGIA STATE	L 80-83	9076
FREE THROWS-ATT	211-311	159-228	12/9/18	ARIZONA	w 76-73	9581
Free throw pct	.678	.697	12/18/18	vs Liberty	w 84-75	5781
F-Throws made per game	17.6	13.3	12/21/18	PENN STATE	w 73-64	10142
REBOUNDS	468	388	12/30/18	at SFA	w 79-69	7203
Rebounds per game	39.0	32.3				
Rebounding margin	+6.7	-				
ASSISTS	154	125				
Assists per game	12.8	10.4				
TURNOVERS	166	157				
Turnovers per game	13.8	13.1				
Turnover margin	-0.7	-				
Assist/turnover ratio	0.9	0.8				
STEALS	55	69				
Steals per game	4.6	5.8				
BLOCKS	62	45				
Blocks per game	5.2	3.8				
ATTENDANCE	57297	25695				
Home games-Avg/Game	6-9550	2-5826				
Neutral site-Avg/Game	-	4-3511				

* - Conference game

Score by Periods	1st	2nd	Totals
Alabama	448	470	918
Opponents	363	493	856

2018-19 TEAM STATS



2018-19 Alabama Men's Basketball
Alabama Overall Team Statistics (as of Dec 30, 2018)
All games



TEAM STATISTICS	UA	OPP
SCORING	918	856
Points per game	76.5	71.3
Scoring margin	+5.2	-
FIELD GOALS-ATT	312-683	308-697
Field goal pct	.457	.442
3 POINT FG-ATT	83-244	81-231
3-point FG pct	.340	.351
3-pt FG made per game	6.9	6.8
FREE THROWS-ATT	211-311	159-228
Free throw pct	.678	.697
F-Throws made per game	17.6	13.3
REBOUNDS	468	388
Rebounds per game	39.0	32.3
Rebounding margin	+6.7	-
ASSISTS	154	125
Assists per game	12.8	10.4
TURNOVERS	166	157
Turnovers per game	13.8	13.1
Turnover margin	-0.7	-
Assist/turnover ratio	0.9	0.8
STEALS	55	69
Steals per game	4.6	5.8
BLOCKS	62	45
Blocks per game	5.2	3.8
WINNING STREAK	4	-
Home win streak	2	-
ATTENDANCE	57297	25695
Home games-Avg/Game	6-9550	2-5826
Neutral site-Avg/Game	-	4-3511

Score by Periods	1st	2nd	Totals
Alabama	448	470	918
Opponents	363	493	856

2018-19 POINTS-REBOUNDS-ASSISTS



2018-19 Alabama Men's Basketball
Alabama Points-Rebounds-Assists (as of Dec 30, 2018)
All games



Opponent	Date	Score	00		01		02		03		04		05		10	
			HALL,DONTA	NORRIS,RIL	LEWIS JR.,	REESE,ALEX	GIDDENS,DA	JOHNSON JR	JONES,HERB							
SOUTHERN	11/6/18	82-62	w	20-5-1	DNP	6-2-7	8-1-1	2-6-0	1-5-3	8-9-1						
APPALACHIAN STATE	11/11/18	81-73	w	12-12-0	DNP	21-4-1	5-3-0	4-5-0	2-0-0	10-4-4						
vs Northeastern	11/15/18	52-68	L	0-3-2	DNP	7-0-1	0-0-1	0-0-1	2-2-0	8-3-0						
vs Ball State	11/16/18	79-61	w	12-12-1	DNP	8-2-3	0-1-0	DNP	0-0-2	13-3-3						
vs Wichita State	11/18/18	90-86	w	2-1-1	DNP	24-4-2	19-2-1	DNP	0-2-1	13-6-1						
MURRAY STATE	11/26/18	78-72	w	2-6-0	DNP	20-2-3	9-0-1	DNP	4-0-1	7-8-4						
at UCF	11/29/18	64-70	L	11-9-0	DNP	14-2-2	14-3-2	1-1-1	2-0-1	7-6-1						
GEORGIA STATE	12/4/18	80-83	L	11-11-2	4-1-0	19-3-1	9-4-0	DNP	0-0-1	1-5-2						
ARIZONA	12/9/18	76-73	w	13-9-0	DNP	20-2-1	15-8-3	DNP	2-2-1	0-1-1						
vs Liberty	12/18/18	84-75	w	21-5-1	1-4-0	17-3-4	7-3-0	DNP	2-1-0	8-3-2						
PENN STATE	12/21/18	73-64	w	17-11-1	7-0-0	7-1-4	2-1-0	DNP	0-2-0	8-4-2						
at SFA	12/30/18	79-69	w	12-14-0	14-6-0	17-2-8	0-0-0	DNP	2-0-2	5-2-1						

Opponent	Date	Score	12		15		21		23		24		30		34	
			INGRAM,DAZ	BARNES,TYL	JOHNSON,BR	PETTY,JOHN	SCHAFFER,L	SMITH,GALI	MACK,TEVIN							
SOUTHERN	11/6/18	82-62	w	DNP	0-0-0	0-0-0	17-4-2	0-0-0	10-4-0	10-6-2						
APPALACHIAN STATE	11/11/18	81-73	w	8-8-0	DNP	DNP	13-4-1	DNP	4-2-0	2-2-1						
vs Northeastern	11/15/18	52-68	L	9-5-2	DNP	DNP	17-5-2	DNP	2-3-0	7-3-1						
vs Ball State	11/16/18	79-61	w	11-2-5	0-0-0	0-0-0	7-3-7	0-0-0	8-5-0	20-2-1						
vs Wichita State	11/18/18	90-86	w	8-4-5	DNP	DNP	13-5-2	DNP	6-1-0	5-4-1						
MURRAY STATE	11/26/18	78-72	w	9-4-2	DNP	DNP	16-7-0	DNP	4-3-1	7-4-0						
at UCF	11/29/18	64-70	L	5-6-4	DNP	DNP	5-8-1	DNP	1-1-0	4-3-2						
GEORGIA STATE	12/4/18	80-83	L	17-8-2	DNP	DNP	6-4-2	DNP	1-3-0	12-1-0						
ARIZONA	12/9/18	76-73	w	2-2-0	DNP	DNP	4-6-4	DNP	8-3-1	12-6-0						
vs Liberty	12/18/18	84-75	w	7-2-1	DNP	DNP	16-3-1	DNP	0-3-0	5-1-2						
PENN STATE	12/21/18	73-64	w	6-4-4	DNP	DNP	13-5-0	DNP	2-0-0	11-4-0						
at SFA	12/30/18	79-69	w	8-8-3	DNP	DNP	6-8-0	DNP	3-2-0	12-2-1						

2018-19 TEAM GAME-BY-GAME



2018-19 Alabama Men's Basketball
Alabama Team Game-by-Game (as of Dec 30, 2018)
All games



TEAM STATISTICS

Opponent	Date	Score		Total		3-Pointers		Free throws		Rebounds				pf	a	t/o	blk	stl	pts	avg
				fg-fga	pct	3fg-fga	pct	ft-fa	pct	off	def	tot	avg							
SOUTHERN	11/6/18	82-62	W	27-55	.491	9-24	.375	19-28	.679	16	29	45	45.0	24	17	20	6	3	82	82.0
APPALACHIAN STATE	11/11/18	81-73	W	25-65	.385	5-16	.313	26-43	.605	21	24	45	45.0	23	7	10	4	9	81	81.5
vs Northeastern	11/15/18	52-68	L	19-51	.373	3-19	.158	11-15	.733	8	19	27	39.0	16	10	9	2	3	52	71.7
vs Ball State	11/16/18	79-61	W	33-65	.508	7-19	.368	6-9	.667	10	25	35	38.0	22	22	14	5	4	79	73.5
vs Wichita State	11/18/18	90-86	W	25-49	.510	9-19	.474	31-33	.939	8	24	32	36.8	19	14	12	1	1	90	76.8
MURRAY STATE	11/26/18	78-72	W	25-56	.446	5-18	.278	23-30	.767	15	25	40	37.3	16	12	21	10	7	78	77.0
at UCF	11/29/18	64-70	L	25-66	.379	5-24	.208	9-14	.643	19	27	46	38.6	24	14	14	5	3	64	75.1
GEORGIA STATE	12/4/18	80-83	L	26-56	.464	10-28	.357	18-31	.581	8	33	41	38.9	18	10	10	8	5	80	75.8
ARIZONA	12/9/18	76-73	W	26-56	.464	8-19	.421	16-28	.571	11	29	40	39.0	14	11	15	4	5	76	75.8
vs Liberty	12/18/18	84-75	W	26-50	.520	7-17	.412	25-39	.641	7	25	32	38.3	17	11	11	6	8	84	76.6
PENN STATE	12/21/18	73-64	W	28-53	.528	4-10	.400	13-21	.619	6	32	38	38.3	11	11	12	7	4	73	76.3
at SFA	12/30/18	79-69	W	27-61	.443	11-31	.355	14-20	.700	17	30	47	39.0	13	15	18	4	3	79	76.5
Alabama		918		312-683	.457	83-244	.340	211-311	.678	146	322	468	39.0	217	154	166	62	55	918	76.5
Opponents		856		308-697	.442	81-231	.351	159-228	.697	106	282	388	32.3	260	125	157	45	69	856	71.3

Games played: 12
Points/game: 76.5
FG Pct: 45.7
3FG Pct: 34.0
FT Pct: 67.8

Rebounds/game: 39.0
Assists/game: 12.8
Turnovers/game: 13.8
Assist/turnover ratio: 0.9
Steals/game: 4.6
Blocks/game: 5.2

2018-19 OPPONENT GAME-BY-GAME



2018-19 Alabama Men's Basketball
Alabama Opponent Game-by-Game (as of Dec 30, 2018)
All games



OPPONENT STATISTICS

Opponent	Date	Score		Total		3-Pointers		Free throws		Rebounds				pf	a	t/o	blk	stl	pts	avg
				fg-fga	pct	3fg-fga	pct	ft-fta	pct	off	def	tot	avg							
SOUTHERN	11/6/18	82-62	W	21-55	.382	3-17	.176	17-30	.567	11	20	31	31.0	28	8	15	2	7	62	62.0
APPALACHIAN STATE	11/11/18	81-73	W	25-51	.490	9-15	.600	14-25	.560	11	28	39	35.0	29	7	22	1	4	73	67.5
vs Northeastern	11/15/18	52-68	L	22-42	.524	9-17	.529	15-17	.882	2	23	25	31.7	17	14	13	1	7	68	67.7
vs Ball State	11/16/18	79-61	W	22-49	.449	3-12	.250	14-22	.636	6	25	31	31.5	18	11	15	8	5	61	66.0
vs Wichita State	11/18/18	90-86	W	29-62	.468	6-23	.261	22-27	.815	11	17	28	30.8	25	9	7	3	6	86	70.0
MURRAY STATE	11/26/18	78-72	W	29-64	.453	5-18	.278	9-12	.750	12	20	32	31.0	22	10	18	5	7	72	70.3
at UCF	11/29/18	64-70	L	21-45	.467	5-15	.333	23-36	.639	4	25	29	30.7	14	12	9	6	5	70	70.3
GEORGIA STATE	12/4/18	80-83	L	30-66	.455	8-23	.348	15-20	.750	7	30	37	31.5	23	10	10	1	6	83	71.9
ARIZONA	12/9/18	76-73	W	29-70	.414	9-24	.375	6-9	.667	13	25	38	32.2	19	10	11	4	6	73	72.0
vs Liberty	12/18/18	84-75	W	25-57	.439	11-23	.478	14-17	.824	8	25	33	32.3	27	11	15	3	2	75	72.3
PENN STATE	12/21/18	73-64	W	26-68	.382	7-25	.280	5-5	1.000	10	24	34	32.5	20	16	10	6	8	64	71.5
at SFA	12/30/18	79-69	W	29-68	.426	6-19	.316	5-8	.625	11	20	31	32.3	18	7	12	5	6	69	71.3
Opponents		856		308-697	.442	81-231	.351	159-228	.697	106	282	388	32.3	260	125	157	45	69	856	71.3
Alabama		918		312-683	.457	83-244	.340	211-311	.678	146	322	468	39.0	217	154	166	62	55	918	76.5

Games played: 12
Points/game: 71.3
FG Pct: 44.2
3FG Pct: 35.1
FT Pct: 69.7

Rebounds/game: 32.3
Assists/game: 10.4
Turnovers/game: 13.1
Assist/turnover ratio: 0.8
Steals/game: 5.8
Blocks/game: 3.8

2018-19 COMPARISON



2018-19 Alabama Men's Basketball
Alabama Team Game-by-Game Comparison (as of Dec 30, 2018)
All games



Opponent	1st	2nd	Score	Mar	Total FG	FG Pct	3-Pointers	3FG Pct	Free Throws	FT Pct	Rebounds	Assist	T/Over	Block	Steal	Fouls
SOUTHERN	45/27	37/35	82-62	+20	27-55/21-55	.491/.382	9-24/3-17	.375/.176	19-28/17-30	.679/.567	45/31 +14	17/8	20/15	6/2	3/7	24/28
APPALACHIAN STATE	38/35	43/38	81-73	+8	25-65/25-51	.385/.490	5-16/9-15	.313/.600	26-43/14-25	.605/.560	45/39 +6	7/7	10/22	4/1	9/4	23/29
Northeastern	22/33	30/35	52-68	(16)	19-51/22-42	.373/.524	3-19/9-17	.158/.529	11-15/15-17	.733/.882	27/25 +2	10/14	9/13	2/1	3/7	16/17
Ball State	34/21	45/40	79-61	+18	33-65/22-49	.508/.449	7-19/3-12	.368/.250	6-9/14-22	.667/.636	35/31 +4	22/11	14/15	5/8	4/5	22/18
Wichita State	46/34	44/52	90-86	+4	25-49/29-62	.510/.468	9-19/6-23	.474/.261	31-33/22-27	.939/.815	32/28 +4	14/9	12/7	1/3	1/6	19/25
MURRAY STATE	39/29	39/43	78-72	+6	25-56/29-64	.446/.453	5-18/5-18	.278/.278	23-30/9-12	.767/.750	40/32 +8	12/10	21/18	10/5	7/7	16/22
UCF	25/29	39/41	64-70	(6)	25-66/21-45	.379/.467	5-24/5-15	.208/.333	9-14/23-36	.643/.639	46/29 +17	14/12	14/9	5/6	3/5	24/14
GEORGIA STATE	52/31	28/52	80-83	(3)	26-56/30-66	.464/.455	10-28/8-23	.357/.348	18-31/15-20	.581/.750	41/37 +4	10/10	10/10	8/1	5/6	18/23
ARIZONA	39/30	37/43	76-73	+3	26-56/29-70	.464/.414	8-19/9-24	.421/.375	16-28/6-9	.571/.667	40/38 +2	11/10	15/11	4/4	5/6	14/19
Liberty	34/33	50/42	84-75	+9	26-50/25-57	.520/.439	7-17/11-23	.412/.478	25-39/14-17	.641/.824	32/33 (1)	11/11	11/15	6/3	8/2	17/27
PENN STATE	33/27	40/37	73-64	+9	28-53/26-68	.528/.382	4-10/7-25	.400/.280	13-21/5-5	.619/1000	38/34 +4	11/16	12/10	7/6	4/8	11/20
SFA	41/34	38/35	79-69	+10	27-61/29-68	.443/.426	11-31/6-19	.355/.316	14-20/5-8	.700/.625	47/31 +16	15/7	18/12	4/5	3/6	13/18

Note: Game totals are displayed in the format TEAM/OPPONENT for each category

2018-19 TEAM HIGHS/LOWS



2018-19 Alabama Men's Basketball
Alabama Team High/Low Analysis (as of Dec 30, 2018)
All games

**Alabama - TEAM GAME HIGHS**

POINTS	90	vs Wichita State (11/18/18)
	84	vs Liberty (12/18/18)
	82	SOUTHERN (11/6/18)
	81	APPALACHIAN STATE (11/11/18)
	80	GEORGIA STATE (12/4/18)
FIELD GOALS MADE	33	vs Ball State (11/16/18)
	28	PENN STATE (12/21/18)
FIELD GOAL ATTEMPTS	66	at UCF (11/29/18)
	65	vs Ball State (11/16/18)
	65	APPALACHIAN STATE (11/11/18)
FIELD GOAL PERCENTAGE	.528 (28-53)	PENN STATE (12/21/18)
	.520 (26-50)	vs Liberty (12/18/18)
3 PT FIELD GOALS MADE	11	at SFA (12/30/18)
	10	GEORGIA STATE (12/4/18)
3 PT FG ATTEMPTS	31	at SFA (12/30/18)
	28	GEORGIA STATE (12/4/18)
3 PT FG PERCENTAGE	.474 (9-19)	vs Wichita State (11/18/18)
	.421 (8-19)	ARIZONA (12/9/18)
FREE THROWS MADE	31	vs Wichita State (11/18/18)
	26	APPALACHIAN STATE (11/11/18)
FREE THROW ATTEMPTS	43	APPALACHIAN STATE (11/11/18)
	39	vs Liberty (12/18/18)
FREE THROW PERCENTAGE	.939 (31-33)	vs Wichita State (11/18/18)
	.767 (23-30)	MURRAY STATE (11/26/18)
REBOUNDS	47	at SFA (12/30/18)
	46	at UCF (11/29/18)
ASSISTS	22	vs Ball State (11/16/18)
	17	SOUTHERN (11/6/18)
STEALS	9	APPALACHIAN STATE (11/11/18)
	8	vs Liberty (12/18/18)
BLOCKED SHOTS	10	MURRAY STATE (11/26/18)
	8	GEORGIA STATE (12/4/18)
TURNOVERS	21	MURRAY STATE (11/26/18)
	20	SOUTHERN (11/6/18)
FOULS	24	at UCF (11/29/18)
	24	SOUTHERN (11/6/18)

2018-19 TEAM HIGHS/LOWS



2018-19 Alabama Men's Basketball
Alabama High/Low Analysis (as of Dec 30, 2018)
All games



Opponent - GAME HIGHS

POINTS	86	vs Wichita State (11/18/18)
	83	GEORGIA STATE (12/4/18)
	75	vs Liberty (12/18/18)
	73	ARIZONA (12/9/18)
	73	APPALACHIAN STATE (11/11/18)
	30	GEORGIA STATE (12/4/18)
FIELD GOALS MADE	29	at SFA (12/30/18)
	29	ARIZONA (12/9/18)
	29	MURRAY STATE (11/26/18)
	29	vs Wichita State (11/18/18)
FIELD GOAL ATTEMPTS	70	ARIZONA (12/9/18)
	68	at SFA (12/30/18)
	68	PENN STATE (12/21/18)
	.524 (22-42)	vs Northeastern (11/15/18)
FIELD GOAL PERCENTAGE	.490 (25-51)	APPALACHIAN STATE (11/11/18)
	11	vs Liberty (12/18/18)
3 PT FIELD GOALS MADE	9	ARIZONA (12/9/18)
	9	vs Northeastern (11/15/18)
	9	APPALACHIAN STATE (11/11/18)
	9	PENN STATE (12/21/18)
3 PT FG ATTEMPTS	25	ARIZONA (12/9/18)
	24	APPALACHIAN STATE (11/11/18)
3 PT FG PERCENTAGE	.600 (9-15)	APPALACHIAN STATE (11/11/18)
	.529 (9-17)	vs Northeastern (11/15/18)
FREE THROWS MADE	23	at UCF (11/29/18)
	22	vs Wichita State (11/18/18)
FREE THROW ATTEMPTS	36	at UCF (11/29/18)
	30	SOUTHERN (11/6/18)
FREE THROW PERCENTAGE	1.000 (5-5)	PENN STATE (12/21/18)
	.882 (15-17)	vs Northeastern (11/15/18)
REBOUNDS	39	APPALACHIAN STATE (11/11/18)
	38	ARIZONA (12/9/18)
ASSISTS	16	PENN STATE (12/21/18)
	14	vs Northeastern (11/15/18)
STEALS	8	PENN STATE (12/21/18)
	7	MURRAY STATE (11/26/18)
	7	vs Northeastern (11/15/18)
	7	SOUTHERN (11/6/18)
BLOCKED SHOTS	8	vs Ball State (11/16/18)
	6	PENN STATE (12/21/18)
	6	at UCF (11/29/18)
	22	APPALACHIAN STATE (11/11/18)
TURNOVERS	18	MURRAY STATE (11/26/18)
	29	APPALACHIAN STATE (11/11/18)
FOULS	28	SOUTHERN (11/6/18)

2018-19 TEAM HIGHS/LOWS



2018-19 Alabama Men's Basketball
Alabama High/Low Analysis (as of Dec 30, 2018)
All games



Alabama - GAME LOWS

POINTS	52	vs Northeastern (11/15/18)
	64	at UCF (11/29/18)
	73	PENN STATE (12/21/18)
	76	ARIZONA (12/9/18)
	78	MURRAY STATE (11/26/18)
FIELD GOALS MADE	19	vs Northeastern (11/15/18)
	25	APPALACHIAN STATE (11/11/18)
	25	vs Wichita State (11/18/18)
	25	MURRAY STATE (11/26/18)
	25	at UCF (11/29/18)
FIELD GOAL ATTEMPTS	49	vs Wichita State (11/18/18)
	50	vs Liberty (12/18/18)
FIELD GOAL PERCENTAGE	.373 (19-51)	vs Northeastern (11/15/18)
	.379 (25-66)	at UCF (11/29/18)
3 PT FIELD GOALS MADE	3	vs Northeastern (11/15/18)
	4	PENN STATE (12/21/18)
3 PT FG ATTEMPTS	10	PENN STATE (12/21/18)
	16	APPALACHIAN STATE (11/11/18)
3 PT FG PERCENTAGE	.158 (3-19)	vs Northeastern (11/15/18)
	.208 (5-24)	at UCF (11/29/18)
FREE THROWS MADE	6	vs Ball State (11/16/18)
	9	at UCF (11/29/18)
FREE THROW ATTEMPTS	9	vs Ball State (11/16/18)
	14	at UCF (11/29/18)
FREE THROW PERCENTAGE	.571 (16-28)	ARIZONA (12/9/18)
	.581 (18-31)	GEORGIA STATE (12/4/18)
REBOUNDS	27	vs Northeastern (11/15/18)
	32	vs Wichita State (11/18/18)
	32	vs Liberty (12/18/18)
ASSISTS	7	APPALACHIAN STATE (11/11/18)
	10	vs Northeastern (11/15/18)
	10	GEORGIA STATE (12/4/18)
STEALS	1	vs Wichita State (11/18/18)
	3	SOUTHERN (11/6/18)
	3	vs Northeastern (11/15/18)
	3	at UCF (11/29/18)
	3	at SFA (12/30/18)
BLOCKED SHOTS	1	vs Wichita State (11/18/18)
	2	vs Northeastern (11/15/18)
TURNOVERS	9	vs Northeastern (11/15/18)
	10	APPALACHIAN STATE (11/11/18)
	10	GEORGIA STATE (12/4/18)
FOULS	11	PENN STATE (12/21/18)
	13	at SFA (12/30/18)

2018-19 TEAM HIGHS/LOWS



2018-19 Alabama Men's Basketball
Alabama Team High/Low Analysis (as of Dec 30, 2018)
All games

**Alabama - TEAM GAME HIGHS**

POINTS	90	vs Wichita State (11/18/18)
	84	vs Liberty (12/18/18)
	82	SOUTHERN (11/6/18)
	81	APPALACHIAN STATE (11/11/18)
	80	GEORGIA STATE (12/4/18)
FIELD GOALS MADE	33	vs Ball State (11/16/18)
	28	PENN STATE (12/21/18)
FIELD GOAL ATTEMPTS	66	at UCF (11/29/18)
	65	vs Ball State (11/16/18)
	65	APPALACHIAN STATE (11/11/18)
FIELD GOAL PERCENTAGE	.528 (28-53)	PENN STATE (12/21/18)
	.520 (26-50)	vs Liberty (12/18/18)
3 PT FIELD GOALS MADE	11	at SFA (12/30/18)
	10	GEORGIA STATE (12/4/18)
3 PT FG ATTEMPTS	31	at SFA (12/30/18)
	28	GEORGIA STATE (12/4/18)
3 PT FG PERCENTAGE	.474 (9-19)	vs Wichita State (11/18/18)
	.421 (8-19)	ARIZONA (12/9/18)
FREE THROWS MADE	31	vs Wichita State (11/18/18)
	26	APPALACHIAN STATE (11/11/18)
	43	APPALACHIAN STATE (11/11/18)
FREE THROW ATTEMPTS	39	vs Liberty (12/18/18)
	.939 (31-33)	vs Wichita State (11/18/18)
FREE THROW PERCENTAGE	.767 (23-30)	MURRAY STATE (11/26/18)
	REBOUNDS	47
46		at UCF (11/29/18)
ASSISTS	22	vs Ball State (11/16/18)
	17	SOUTHERN (11/6/18)
STEALS	9	APPALACHIAN STATE (11/11/18)
	8	vs Liberty (12/18/18)
BLOCKED SHOTS	10	MURRAY STATE (11/26/18)
	8	GEORGIA STATE (12/4/18)
TURNOVERS	21	MURRAY STATE (11/26/18)
	20	SOUTHERN (11/6/18)
FOULS	24	at UCF (11/29/18)
	24	SOUTHERN (11/6/18)

2018-19 PLAYER HIGHS/LOWS



2018-19 Alabama Men's Basketball
Alabama Player High/Low Analysis (as of Jan 02, 2019)
All games



Alabama - INDIVIDUAL GAME HIGHS

Points	24		Lewis Jr., Kira vs Wichita State (11/18/18)
	21		Hall, Donta vs Liberty (12/18/18)
	21		Lewis Jr., Kira vs Appalachian State (11/11/18)
	20		Lewis Jr., Kira vs Arizona (12/9/18)
	20		Lewis Jr., Kira vs Murray State (11/26/18)
	20		Mack, Tevin vs Ball State (11/16/18)
	20		Hall, Donta vs Southern (11/6/18)
Field Goals Made	9		Lewis Jr., Kira vs Appalachian State (11/11/18)
	8		Hall, Donta vs Southern (11/6/18)
Field Goal Att.	18		Lewis Jr., Kira vs Appalachian State (11/11/18)
	14		Reese, Alex at UCF (11/29/18)
	14		Mack, Tevin vs Ball State (11/16/18)
FG Pct (min 5 made)	1.000	(6-6)	Hall, Donta vs Liberty (12/18/18)
	.889	(8-9)	Hall, Donta vs Southern (11/6/18)
3-Point FG Made	5		Lewis Jr., Kira vs Georgia State (12/4/18)
	5		Mack, Tevin vs Ball State (11/16/18)
	5		Petty, John vs Southern (11/6/18)
3-Point FG Att.	10		Lewis Jr., Kira vs Georgia State (12/4/18)
	9		Mack, Tevin vs Ball State (11/16/18)
3-Pt FG Pct (min 4 made)	.800	(4-5)	Lewis Jr., Kira vs Arizona (12/9/18)
	.625	(5-8)	Petty, John vs Southern (11/6/18)
Free Throws Made	11		Lewis Jr., Kira vs Wichita State (11/18/18)
	9		Hall, Donta vs Liberty (12/18/18)
	9		Reese, Alex vs Wichita State (11/18/18)
Free Throw Att.	16		Jones, Herbert vs Appalachian State (11/11/18)
	11		Hall, Donta vs Liberty (12/18/18)
	11		Lewis Jr., Kira vs Wichita State (11/18/18)
FT Pct (min 5 made)	1.000	(11-11)	Lewis Jr., Kira vs Wichita State (11/18/18)
	1.000	(6-6)	Ingram, Dazon vs Appalachian State (11/11/18)
Rebounds	14		Hall, Donta at SFA (12/30/18)
	12		Hall, Donta vs Ball State (11/16/18)
	12		Hall, Donta vs Appalachian State (11/11/18)
Assists	8		Lewis Jr., Kira at SFA (12/30/18)
	7		Petty, John vs Ball State (11/16/18)
	7		Lewis Jr., Kira vs Southern (11/6/18)
Steals	4		Jones, Herbert vs Appalachian State (11/11/18)
	3		Jones, Herbert vs Penn State (12/21/18)
	3		Jones, Herbert vs Liberty (12/18/18)
	3		Lewis Jr., Kira vs Ball State (11/16/18)
Blocked Shots	4		Hall, Donta vs Liberty (12/18/18)
	3		Hall, Donta at SFA (12/30/18)
	3		Jones, Herbert vs Penn State (12/21/18)
	3		Hall, Donta vs Penn State (12/21/18)
	3		Hall, Donta vs Georgia State (12/4/18)
	3		Hall, Donta vs Murray State (11/26/18)
	3		Hall, Donta vs Ball State (11/16/18)
Turnovers	6		Ingram, Dazon vs Murray State (11/26/18)
	5		Jones, Herbert vs Murray State (11/26/18)
	5		Mack, Tevin vs Southern (11/6/18)
Fouls	5		Ingram, Dazon vs Liberty (12/18/18)
	5		Ingram, Dazon at UCF (11/29/18)
	5		Jones, Herbert vs Wichita State (11/18/18)
	5		Jones, Herbert vs Ball State (11/16/18)

2018-19 PLAYER HIGHS/LOWS



2018-19 Alabama Men's Basketball
Alabama Opponent High/Low Analysis (as of Jan 02, 2019)
All games



OPPONENT INDIVIDUAL GAME HIGHS

Points	38		Morant, Ja vs Murray State (11/26/18)
	26		McDUFFIE, Markis vs Wichita State (11/18/18)
	24		Taylor,B.J. at UCF (11/29/18)
	23		HOMESLEY, Caleb vs Liberty (12/18/18)
	23		Simonds, D'Marcus vs Georgia State (12/4/18)
Field Goals Made	16		Morant, Ja vs Murray State (11/26/18)
	9		Jeter, Chase vs Arizona (12/9/18)
	9		Johnson,Isaac vs Appalachian State (11/11/18)
Field Goal Att.	29		Morant, Ja vs Murray State (11/26/18)
	24		Simonds, D'Marcus vs Georgia State (12/4/18)
FG Pct (min 5 made)	1.000	(5-5)	Buttrick, Trent vs Penn State (12/21/18)
	.875	(7-8)	JAMES, Scottie vs Liberty (12/18/18)
3-Point FG Made	5		HOMESLEY, Caleb vs Liberty (12/18/18)
	5		Shabazz,Ronshad vs Appalachian State (11/11/18)
3-Point FG Att.	10		HOMESLEY, Caleb vs Liberty (12/18/18)
	9		Randolph, Brandon vs Arizona (12/9/18)
3-Pt FG Pct (min 4 made)	1.000	(4-4)	Pusica, Vasa vs Northeastern (11/15/18)
	.714	(5-7)	Shabazz,Ronshad vs Appalachian State (11/11/18)
Free Throws Made	10		Dawkins,Aubrey at UCF (11/29/18)
	10		Ray, Aaron vs Southern (11/6/18)
Free Throw Att.	12		Ray, Aaron vs Southern (11/6/18)
	11		Taylor,B.J. at UCF (11/29/18)
FT Pct (min 5 made)	1.000	(10-10)	Dawkins,Aubrey at UCF (11/29/18)
	1.000	(6-6)	Simonds, D'Marcus vs Georgia State (12/4/18)
	1.000	(5-5)	Jones, Myreon vs Penn State (12/21/18)
Rebounds	13		Johnson,Isaac vs Appalachian State (11/11/18)
	11		JAMES, Scottie vs Liberty (12/18/18)
Assists	6		Coleman, Justin vs Arizona (12/9/18)
	5		HOMESLEY, Caleb vs Liberty (12/18/18)
	5		Williams, Kane vs Georgia State (12/4/18)
	5		Morant, Ja vs Murray State (11/26/18)
	5		TORRES, Ricky vs Wichita State (11/18/18)
	5		Pusica, Vasa vs Northeastern (11/15/18)
Steals	4		Buchanan, Shaq vs Murray State (11/26/18)
	3		Shannon Bogue at SFA (12/30/18)
	3		Jones, Myreon vs Penn State (12/21/18)
	3		Coleman, Justin vs Arizona (12/9/18)
	3		Wilson, Damon vs Georgia State (12/4/18)
	3		ECHENIQUE, Jaime vs Wichita State (11/18/18)
	3		Pusica, Vasa vs Northeastern (11/15/18)
Blocked Shots	4		Fall,Tacko at UCF (11/29/18)
	4		MOSES, Trey vs Ball State (11/16/18)
Turnovers	10		Morant, Ja vs Murray State (11/26/18)
	6		Shabazz,Ronshad vs Appalachian State (11/11/18)
Fouls	5		CUFFEE, Elijah vs Liberty (12/18/18)
	5		Brown, Tevin vs Murray State (11/26/18)
	5		Johnson,Tyrell vs Appalachian State (11/11/18)
	5		Williams,O'Showen vs Appalachian State (11/11/18)
	5		Umude, Sydney vs Southern (11/6/18)
	5		Assie, Bryan vs Southern (11/6/18)



0 Donta Hall

SENIOR
F • 6-9 • 230 • Luverne, Ala.
Luverne HS



1 Riley Norris

GRADUATE
G/F • 6-7 • 212 • Albertville, Ala.
Albertville HS




2 Kira Lewis Jr.

FRESHMAN
G • 6-3 • 167 • Meridianville, Ala.
Hazel Green HS



3 Alex Reese

SOPHOMORE
F • 6-9 • 238 • Pelham, Ala.
Pelham HS



4 Daniel Giddens

JUNIOR
F • 6-11 • 247 • Mableton, Ga.
Oak Hill Academy/Ohio State



5 Avery Johnson Jr.

GRADUATE
G • 5-11 • 187 • Houston, Texas
Plano West HS/Texas A&M



10 Herbert Jones

SOPHOMORE
G • 6-7 • 206 • Greensboro, Ala.
Hale County HS



12 Dazon Ingram

JUNIOR
G • 6-5 • 210 • Theodore, Ala.
Theodore HS



13 Javian Davis-Fleming

FRESHMAN
F • 6-9 • 268 • Canton, Miss.
Canton HS



15 Tyler Barnes

SOPHOMORE
F • 6-8 • 205 • Louisville, Ky
St. Xavier HS



21 Britton Johnson

FRESHMAN
G • 6-4 • 182 • Mountain Brook, Ala.
Mountain Brook HS



22 Diante Wood

SOPHOMORE
G • 6-4 • 206 • Anniston, Ala.
Sacred Heart Catholic HS



23 John Petty Jr.

SOPHOMORE
G • 6-5 • 197 • Huntsville, Ala.
Mae Jamison HS



24 Lawson Schaffer

SENIOR
G • 5-11 • 168 • Cullman, Ala.
Cullman HS



30 Galin Smith

SOPHOMORE
F • 6-9 • 235 • Clinton, Miss.
Clinton HS



34 Tevin Mack

JUNIOR
F • 6-6 • 225 • Columbia, S.C.
Dreher HS/Texas



Avery Johnson

HEAD COACH
4th Season
Southern, 1988



John Pelphrey

ASSOC. COACH
3rd Season
Kentucky, 1991



Antoine Pettway

ASST. COACH
11th Season
Alabama, 2004



Yasir Rosemond

ASST. COACH
2nd Season
Oregon, 2003