



KENTUCKY

2018-19 MEN'S BASKETBALL



8 NATIONAL CHAMPIONSHIPS | MOST WINS IN COLLEGE BASKETBALL | 48 SEC TITLES | 31 SEC TOURNAMENT CHAMPIONSHIPS | 55 ALL-AMERICANS | 126 NBA DRAFT PICKS

#9/10 KANSAS (16-3, 5-2 Big 12) @ #8/9 KENTUCKY (15-3, 5-1 SEC)


Saturday, Jan. 26 • 6 p.m. ET • Rupp Arena (23,000) • Lexington, Ky.

#KUvsUK #DreamBIG @KentuckyMBB

THE BASICS

Series Breakdown

- Overall - UK, 22-9
- In Lexington - UK, 7-2
- Calipari vs. KU - 3-6
- Self vs. UK - 6-4
- Current UK streak - L3



John Calipari	Bill Self
Overall Record: 735-207*	Overall Record: 670-204
Record at UK: 290-67	Record at KU: 463-99
Overall Seasons: 27th	Overall Seasons: 26th
At UK: 10th	At KU: 16th

*on-court record

BY THE NUMBERS

2,278	All-time wins, NCAA leader
48	SEC regular-season titles the Wildcats have won
6	SEC Freshman of the Week awards this season
3-1	Record vs. AP Top 25 in 2018-19


TALE OF THE TAPE

UK	STAT	KU
80.0	Points PG	78.1
67.5	Opp. Points PG	70.2
38.3	Rebounds PG	38.1
14.3	Assists PG	13.9
5.3	Blocks PG	3.7
6.9	Steals PG	7.4
.486	FG Pct.	.481
.357	3-Pt FG Pct.	.356
.751	FT Pct.	.673
.415	Opp. FG Pct.	.405
.358	Opp. 3-Pt FG Pct.	.338

A UK WIN WOULD ...

- Be Kentucky's sixth straight victory
- Improve UK's record to 4-1 vs. AP Top 25 opponents this season
- Mark Kentucky's third straight victory over a ranked opponent for the first time since 2014-15
- Move UK to 56-27 vs. AP Top 25 foes under John Calipari and 22-17 vs. top-10 opponents
- Improve UK's record to 14-9 under Calipari when both opponents are ranked in the AP top 10
- Snap Kansas' three-game winning streak vs. UK
- Move Kentucky's record against Kansas to 23-9 overall and 8-2 in Lexington
- Push UK's home record in 2019 to 12-0
- Put Calipari within seven wins of Joe B. Hall's Kentucky win total

PREVIOUS GAME STARTERS




2

ASHTON HAGANS

6-3 • 192 • GUARD • FRESHMAN
CARTERSVILLE, GA. | NEWTON

Tied Kentucky record with eight steals vs. UNC | Naismith Defensive Player of the Year midseason watch list | Leads UK with 3.9 assists per game and has three or more in 12 straight games | Two-time SEC Freshman of the Week




3

KELDON JOHNSON

6-6 • 211 • GUARD • FRESHMAN
SOUTH HILL, VA. | OAK HILL ACADEMY

Two-time SEC Freshman of the Week | Wooden, Naismith watch lists for player of the year | Leads UK in scoring with 14.6 points per game | Scored in double figures in all but four games | Posted team-high 20 points at Auburn



14

TYLER HERRO

6-5 • 195 • GUARD • FRESHMAN
MILWAUKEE | WHITNALL HIGH SCHOOL

Leads UK in scoring in league play | Averaging 13.7 points with team-high 32 3-pointers | Two-time and reigning SEC Freshman of the Week | Tallied a career-high 24 points en route to being named the game's MVP at Louisville



22

REID TRAVIS

6-8 • 238 • FORWARD • GRADUATE STUDENT
MINNEAPOLIS | STANFORD

Preseason All-SEC First Team | Two-time All-Pac-12 First Team | Totaled more than 1,400 points, 700 boards at Stanford | Averaging 13.6 points and 6.7 rebounds a game | Scored 20 or more points four times



25

PJ WASHINGTON

6-8 • 228 • FORWARD • SOPHOMORE
DALLAS | FINDLAY PREP

Coming off a 21-point, four-block game vs. MSU | Career-high 29 points with 12 rebounds vs. Seton Hall | Averaging 12.3 points, 7.8 boards, 1.9 assists and 1.2 blocks per game | Wooden, Naismith, NABC watch lists for player of the year

LEADERS

POINTS PER GAME	
UK Keldon Johnson	14.6
KU Dedric Lawson	19.5
REBOUNDS PER GAME	
UK PJ Washington	7.8
KU Dedric Lawson	10.9
ASSISTS PER GAME	
UK Ashton Hagans	3.9
KU Devon Dotson	3.3
STEALS PER GAME	
UK Ashton Hagans	2.3
KU Marcus Garrett	1.7
3-POINTERS	
UK Tyler Herro	32
KU Lagerald Vick	58
FIELD-GOAL PERCENTAGE	
UK Nick Richards	.561
KU Dedric Lawson	.529
FREE-THROW PERCENTAGE	
UK Tyler Herro	.907
KU Devon Dotson	.789

NEED TO KNOW

Kentucky was picked to win the SEC regular-season title by the media

Kentucky is 987-279 (.780) all-time in SEC play. Only two other teams have won more than 700 league games

Tyler Herro, the SEC Freshman of the Week, is averaging 15.6 points per game over the last 12 games, making multiple 3-pointers in nine of the 12

UK is in the midst of playing three AP Top 25 opponents in a row for the first time since the 2015 NCAA Tournament and the first time in the regular season since the final three games of 2005-06

John Calipari is 47-23 all-time when both teams are ranked in the AP Top 25

Kentucky is limiting its last five opponents to 61.0 points per game, including Mississippi State, which scored a season-low 55 points on Tuesday

UK is 2-3 all-time in the SEC/Big 12 Challenge. UK's opponent, Kansas, is on a three-game winning streak in the series

SCHEDULE

OCTOBER					
26	2/2	-/-	^TRANSYLVANIA	SEC	W, 94-66
NOVEMBER					
2	2/2	-/-	^INDIANA UNIV. OF PA.	SEC	W, 86-64
6	2/2	4/3	vs. Duke ¹	ESPN	L, 118-84
9	2/2	-/-	SOUTHERN ILLINOIS	SEC	W, 71-59
14	10/2	-/-	NORTH DAKOTA ²	SEC	W, 96-58
18	10/2	-/-	VMI ²	SEC	W, 92-82
21	10/1	-/-	WINTHROP ²	SEC	W, 87-74
23	10/10	-/-	TENNESSEE STATE ²	SEC	W, 77-62
28	10/9	-/-	MONMOUTH	SEC	W, 90-44
DECEMBER					
1	10/9	-/-	UNC GREENSBORO	ESPN2	W, 78-61
8	9/8	-/-	vs. Seton Hall ³	FOX	L, 84-83 ^{OT}
15	19/18	-/-	UTAH	ESPN2	W, 88-61
22	19/18	9/10	vs. North Carolina ⁴	CBS	W, 80-72
29	16/15	RV/RV	at Louisville	ESPN2	W, 71-58
JANUARY					
5	13/14	-/-	at Alabama*	ESPN	L, 77-75
8	18/18	-/-	TEXAS A&M*	SEC	W, 85-74
12	18/18	-/-	VANDERBILT*	SEC	W, 56-47
15	12/14	-/-	at Georgia*	ESPN	W, 69-49
19	12/14	14/12	at Auburn*	ESPN	W, 82-80
22	8/9	22/22	MISSISSIPPI STATE*	ESPN	W, 76-55
26	8/9	9/10	KANSAS ⁵	ESPN	6 p.m.
29	-/-	-/-	at Vanderbilt*	ESPN	9 p.m.
FEBRUARY					
2	-/-	-/-	at Florida*	ESPN	4 p.m.
5	-/-	-/-	SOUTH CAROLINA*	SEC	7 p.m.
9	-/-	-/-	at Mississippi State*	CBS	1 p.m.
12	-/-	-/-	LSU*	ESPN/2	7 p.m.
16	-/-	-/-	TENNESSEE*	ESPN/2	8 p.m.
19	-/-	-/-	at Missouri*	ESPN/2	9 p.m.
23	-/-	-/-	AUBURN*	CBS	1:30 p.m.
26	-/-	-/-	ARKANSAS*	ESPN/2/SEC	9 p.m.
MARCH					
2	-/-	-/-	at Tennessee*	CBS	2 p.m.
5	-/-	-/-	at Ole Miss*	ESPN/2/U/SEC	9 p.m.
9	-/-	-/-	FLORIDA*	CBS	2 p.m.
13-17	-/-	-/-	SEC Tournament ⁶	ESPN/SEC	TBA

All times Eastern | *SEC conference game | HOME GAMES IN CAPS | ^Exhibition
¹State Farm Champions Classic (Indianapolis | Bankers Life Fieldhouse)
²Ohio Valley Hardwood Showcase (Rupp Arena | Lexington, Ky.)
³Citi Hoops Classic (Madison Square Garden | New York)
⁴CBS Sports Classic (United Center | Chicago)
⁵SEC/Big 12 Challenge (Rupp Arena | Lexington, Ky.)
⁶SEC Tournament (Bridgestone Arena | Nashville, Tenn.)

BROADCAST INFO

ESPN Dan Shulman, play-by-play
 Jay Bilas, analyst
 Maria Taylor, sideline
 Holly Rowe, sideline

ESPN

UK SPORTS NETWORK Tom Leach, play-by-play
 Mike Pratt, analyst

SATELLITE RADIO Sirius 84 | XM 84 | Internet 84

SiriusXM SATELLITE RADIO



TV CHART



2 ASHTON HAGANS
Freshman | Guard
 6-3 | 192
 Cartersville, Ga.
 Newton
 @H23Ash
 @ashton.hagans



3 KELDON JOHNSON
Freshman | Guard
 6-6 | 211
 South Hill, Va.
 Oak Hill Academy
 @keldonjohnson



4 NICK RICHARDS
Sophomore | Forward
 6-11 | 244
 Kingston, Jamaica
 The Patrick School
 @iamnickrichards
 @nickrichards_
 @iamnickrichards



5 IMMANUEL QUICKLEY
Freshman | Guard
 6-3 | 185
 Havre de Grace, Md.
 The John Carroll School
 @IQ_GodSon
 @immanuelquickley_



10 JONNY DAVID
Senior | Guard
 6-2 | 188
 Pittsburgh
 Mt. Lebanon
 @JonnyDavid
 @jdavid010
 @JonnyDavidUK10



12 BRAD CALIPARI
Junior | Guard
 6-0 | 179
 Franklin Lakes, N.J.
 MacDuffie School
 @bradcalipari
 @brad.calipari
 @bradcalipari



13 JEMARL BAKER JR.
R-Freshman | Guard
 6-4 | 192
 Menifee, Calif.
 Eleanor Roosevelt
 @jemarlbakerjr
 @jemarlbakerjr



14 TYLER HERRO
Freshman | Guard
 6-5 | 195
 Milwaukee
 Whitnall
 @raf_tyler
 @nolimitherro



21 ZAN PAYNE
Freshman | G/F
 6-4 | 240
 Lexington, Ky.
 Lexington Catholic
 @youngpayne2321
 @alexander.payne23



22 REID TRAVIS
Graduate | Forward
 6-8 | 238
 Minneapolis
 Stanford University
 @2ReidTravis2
 @reid_travis_22



23 EJ MONTGOMERY
Freshman | Forward
 6-10 | 225
 Fort Pierce, Fla.
 Wheeler
 @E_Montgomery
 @_mont23



25 PJ WASHINGTON
Sophomore | Forward
 6-8 | 228
 Dallas
 Findlay Prep
 @PJWashington
 @pj_washington



JOHN CALIPARI
Head Coach
 10th Season
 @UKCoachCalipari
 @UKCoachCalipari
 @UKCoachCalipari



KENNY PAYNE
Assoc. Head Coach
 Ninth season at UK
 Fifth season as associate HC



TONY BARBEE
Assistant Coach
 Fifth season at UK
 Fourth season as assistant
 @CoachTonyBarbee



JOEL JUSTUS
Assistant Coach
 Fifth season at UK
 Third season as assistant
 @UKCoachJustus
 @UKCoachJustus



JOHN ROBIC
Special Assistant
 10th season at UK
 Third season as special asst.

Pronunciation Guide

JEMARL Baker (Jamal)

Brad/John CALIPARI (cal-uh-PEAR-ee)

Ashton HAGANS (HAY-Gens)

Roster

ALPHABETICAL				HOMETOWN (PREVIOUS SCHOOL)		
NO.	NAME	POS.	HT.	WT.	CL.	
13	Jemarl Baker Jr.	G	6-4	192	R-Fr.	Menifee, Calif. (Eleanor Roosevelt)
12	Brad Calipari	G	6-0	179	Jr.	Franklin Lakes, N.J. (MacDuffie School)
10	Jonny David	G	6-2	188	Sr.	Pittsburgh (Mt. Lebanon)
2	Ashton Hagans	G	6-3	192	Fr.	Cartersville, Ga. (Newton)
14	Tyler Herro	G	6-5	195	Fr.	Milwaukee (Whitnall)
3	Keldon Johnson	G	6-6	211	Fr.	South Hill, Va. (Oak Hill Academy)
23	EJ Montgomery	F	6-10	225	Fr.	Fort Pierce, Fla. (Wheeler)
21	Zan Payne	G/F	6-4	240	Fr.	Lexington, Ky. (Lexington Catholic)
5	Immanuel Quickley	G	6-3	185	Fr.	Havre de Grace, Md. (The John Carroll School)
4	Nick Richards	F	6-11	244	So.	Kingston, Jamaica (The Patrick School)
22	Reid Travis	F	6-8	238	Gr.	Minneapolis (Stanford University)
25	PJ Washington	F	6-8	228	So.	Dallas (Findlay Prep)

Head Coach: John Calipari (Clarion, 1982)
Associate Head Coach: Kenny Payne (Louisville, 2003)
Assistant Coaches: Tony Barbee (UMass, 1993)
 Joel Justus (UNC Wilmington, 2004)
Special Asst. to the Head Coach: John Robic (Denison, 1986)
Assoc. AD/Basketball Operations: Chris Woolard (UCLA, 1997)

Director of Basketball Admin.: Will Barton (Kentucky, 2013)
Strength Coach: Robert Harris (Kentucky State, 2009)
Athletic Trainer: Chris Simmons (Memphis, 2002)
Equipment Manager: Mark Evans (Kentucky, 2013)
Recruiting Analyst: Brady Kennedy (Kentucky, 2016)



POLLS, STATS, MEDIA INFO

Weekly Media Schedule

all times ET unless indicated otherwise

25 Fri.	26 Sat.	27 Sun.	28 Mon.	29 Tue.	30 Wed.	31 Thu.
Media: 2 p.m. College GameDay Media: 2:30 p.m. Practice: 2:30 p.m.	ESPN College GameDay 11 a.m. ESPN vs. Kansas 6 p.m. ESPN	Practice: 4 p.m. No media availability	Media: 2 p.m. Practice: 2:30 p.m. Travel day	at Vanderbilt 9 p.m. ET ESPN	Off day John Calipari Show: 6 p.m.	Practice: 2:30 p.m. No media availability

Communications & PR Staff



Eric Lindsey
Director
Cell - 859.619.0944
Email - eric.lindsey@uky.edu



Deb Moore
Associate Director
Cell - 859.559.5781
Email - deb.moore@uky.edu



Jake Most
Assistant Director
Cell - 516.996.3229
Email - jake.most@uky.edu

Media Information

CREDENTIAL REQUESTS

Requests for single-game credentials should be made as far in advance as possible and no later than five days prior to game day online at sportssystem.com/Kentucky.

CREDENTIAL CRITERIA

The University of Kentucky's decision to issue credentials to a media outlet for the purposes of covering a UK basketball home or away event is determined by a variety of factors. They include the following:

- Amount of coverage given to Kentucky throughout the season
- Intention/ability to cover all 22 sports at Kentucky
- Distribution/size of publication: free, subscription, sale on newsstands, website traffic, etc.
- Radio or TV station program format and size of audience
- Length of existence of the publication, amount of original copy generated, number of full-time employees of the publication and the journalistic experience of the reporter(s)
- Attendance at Kentucky media sessions, including Olympic sport opportunities
- Space availability
- Professionalism, which includes but is not limited to conduct at games, press conferences, practices, on social media, etc.

The University of Kentucky has the right to revoke credentials under its own discretion.

INTERVIEW POLICIES-GENERAL

All interviews with University of Kentucky basketball players or staff members must be arranged through the Communications and public relations office. Media should never contact a player or coach directly.

The Wildcat Coal Lodge, dormitories, team locker rooms and other team quarters are private team areas. Media members are not permitted in these areas unless accompanied by appropriate university personnel.

PRACTICE/PRESS CONFERENCES

Other than announced exceptions, UK basketball practices are closed to the media. UK will accept requests to attend practice. All requests must be made by 10 a.m. the day before the practice. In cases in which practices are open to the media, no cell phones are allowed in the practice facility.

Player interviews are conducted prior to practices the day before a game and will be available to all UK media in the Joe Craft Center lower-level lobby. UK will accept requests for player interviews, but they must be submitted 24 hours prior to the scheduled availability.

Coach John Calipari or an assistant coach will meet with members of the media immediately following player interviews in the lower level lobby of the Joe Craft Center.

Gameday shoot-arounds are closed to the media.

TELEPHONE PLAYER INTERVIEWS

Telephone interviews are available to the media on a call-back basis. Individual player and coach telephone numbers will not be given to members of the media.

Players are instructed not to conduct interviews when contacted directly by telephone. The communications and public relations office will arrange for telephone interviews at a time most convenient for the student-athlete.

Other special requests are handled on a case-by-case basis.

POSTGAME INTERVIEWS

Following each game, there is a cooling-off period, during which time the players shower and dress. Approximately 10 minutes after the game ends, Coach Calipari conducts his postgame press conference while a player is taken to the UK Sports Network.

Following Coach Calipari's press conference and the cooling-off period, selected UK players are brought to the media interview room.

The Polls

Associated Press Top 25 Jan. 21

1. Tennessee (48)
2. Duke (11)
3. Virginia (3)
4. Gonzaga
5. Michigan
6. Michigan State
7. Nevada
8. **Kentucky**
9. Kansas
10. Virginia Tech
11. North Carolina
12. Marquette
13. Maryland
14. Texas Tech
15. Buffalo
16. Auburn
17. Houston
18. Villanova
19. Iowa
20. Ole Miss
21. NC State
22. Mississippi State
23. Louisville
24. Iowa State
25. LSU

Receiving Votes: Florida State, Purdue, Kansas State, Nebraska, Wisconsin, Oklahoma, Syracuse, Washington, Murray State, Cincinnati, Wofford, Saint Louis, San Francisco, Florida, TCU, Hofstra

USA Today Coaches Poll Jan. 21

1. Tennessee (30)
2. Duke (2)
3. Virginia
4. Gonzaga
5. Michigan State
6. Michigan
7. Nevada
8. Virginia Tech
9. **Kentucky**
10. Kansas
11. Marquette
12. North Carolina
13. Texas Tech
14. Buffalo
15. Auburn
16. Maryland
17. Houston
18. Villanova
19. NC State
20. Ole Miss
21. Iowa
22. Mississippi State
23. Florida State
24. Louisville
25. Iowa State

Receiving Votes: LSU, Kansas State, Nebraska, Oklahoma, Purdue, Wisconsin, TCU, Washington, Furman, Indiana, North Texas, Ohio State, Arizona State, Cincinnati, UCF, Texas State, Murray State, Wofford

UK in the Rankings

Team Rankings (through games on Jan. 22)

Category	Stat	SEC [NCAA]
Scoring	80.0	4th [45th]
Scoring Defense	67.5	4th [80th]
Scoring Margin	+12.5	3rd [30th]
Free Throw %	.751	3rd [37th]
Field Goal %	.486	4th [28th]
Field Goal % Def.	.415	8th [81st]
3-Point FG %	.357	6th [115th]
3-Point FG % Def.	.358	14th [264th]
Rebounding Off.	38.3	6th
Rebounding Def.	28.8	1st
Rebounding Margin	+9.5	1st [7th]
Blocks Per Game	5.3	6th [14th]
Assists Per Game	14.3	7th [124th]
Steals Per Game	6.9	7th [130th]
Turnover Margin	+1.1	7th [129th]
Assist/TO Ratio	1.0	7th [157th]
Off. Rebs. Per Game	12.0	T4th [56th]
Def. Rebs. Per Game	26.3	7th [127th]
Def. Rebound %	.741	2nd
Off. Rebound %	.380	2nd
3-Point FG Per Game	6.1	14th [315th]

Individual Rankings

Category/Player	Stat	SEC [NCAA]
Assists Per Game/Hagans	3.9	7th [162nd]
Asst. to TO Ratio/Hagans	1.7	7th [164th]
Def. Rebs. Per Game/Washington	5.2	9th [170th]
Double-Doubles/Washington	4	6th [131st]
Minutes Per Game/Herro	30.4	16th
Minutes Per Game/Johnson	29.9	20th
Off. Rebs. Per Game/Washington	2.6	8th [121st]
Rebounds Per Game/Washington	7.8	5th [125th]
Rebounds Per Game/Travis	6.7	11th [235th]
Points Per Game/Johnson	14.6	9th
Points Per Game/Herro	13.7	13th
Steals Per Game/Hagans	2.3	2nd [27th]

SEC Standings (through games on Jan. 23)

Team	SEC Record	Overall Record	Games Back
Tennessee	6-0 (.1000)	17-1 (.944)	0.0
LSU	5-0 (1.000)	15-3 (.833)	0.5
Kentucky	5-1 (.833)	15-3 (.833)	1.0
South Carolina	5-1 (.833)	10-8 (.556)	1.0
Ole Miss	4-2 (.667)	14-4 (.5778)	2.0
Alabama	3-3 (.500)	12-6 (.667)	3.0
Florida	3-3 (.500)	11-7 (.611)	3.0
Auburn	2-3 (.400)	13-5 (.722)	3.5
Mississippi State	2-3 (.400)	14-4 (.778)	3.5
Arkansas	2-4 (.333)	11-7 (.611)	4.0
Missouri	1-4 (.200)	10-7 (.588)	4.5
Georgia	1-5 (.167)	9-9 (.5--)	5.0
Texas A&M	1-5 (.167)	7-10 (.412)	5.0
Vanderbilt	0-6 (.000)	9-9 (.500)	6.0

Upcoming in the SEC

Jan. 26-30

Contest	Time	TV Network
Saturday, Jan. 26		
Alabama at Baylor	Noon	ESPN2/U
Iowa State at Ole Miss	Noon	SEC Network
Florida at TCU	Noon	SEC Network
South Carolina at Oklahoma State	2 p.m.	ESPN2/U
Texas at Georgia	2 p.m.	ESPN2/U
Kansas State at Texas A&M	2 p.m.	ESPN2/U
Vanderbilt at Oklahoma	4 p.m.	ESPN2
West Virginia at Tennessee	4 p.m.	ESPN3
Arkansas at Texas Tech	6 p.m.	ESPN/2
LSU at Missouri	6 p.m.	SEC Network
Kansas at Kentucky	6 p.m.	ESPN
Auburn at Mississippi State	8:30 p.m.	SEC Network
Tuesday, Jan. 29		
Tennessee at South Carolina	6:30 p.m.	SEC Network
Georgia at Arkansas	7 p.m.	ESPN
Mississippi State at Alabama	8:30 p.m.	SEC Network
Kentucky at Vanderbilt	9 p.m.	ESPN
Wednesday, Jan. 30		
Ole Miss at Florida	6:30 p.m.	SEC Network
Missouri at Auburn	8:30 p.m.	SEC Network
LSU at Texas A&M	9 p.m.	ESPN2/U

All times Eastern



NOTES

Honoring the Cats

Ashton Hagans

- Naismith Defensive Player of the Year Midseason Watch List
- SEC Freshman of the Week (Jan. 14)
- SEC Freshman of the Week (Dec. 24)

Tyler Herro

- SEC Freshman of the Week (Jan. 21)
- USBWA Wayman Tisdale National Freshman of the Week (Jan. 2)
- NCAA.com National Player of the Week (Dec. 31)
- Bluegrass Sports Commission MVP of UK-Louisville Game (Dec. 29)
- SEC Freshman of the Week (Dec. 31)
- Jerry West Award Preseason Watch List

Keldon Johnson

- John R. Wooden Award Midseason Top 25
- SEC Freshman of the Week (Dec. 17)
- SEC Freshman of the Week (Nov. 26)
- John R. Wooden Award Preseason Top 50
- Citizen Naismith Trophy Early Season Watch List
- Julius Erving Award Preseason Watch List

Nick Richards

- Kareem Abdul-Jabbar Award Preseason Watch List

Reid Travis

- Lute Olson Award Midseason Watch List
- Senior CLASS Award Candidate
- John R. Wooden Award Preseason Top 50
- NABC Division I Player of the Year Watch List
- Citizen Naismith Trophy Early Season Watch List
- Preseason AP All-American Honorable Mention
- Preseason All-SEC First Team
- Karl Malone Award Preseason Watch List

PJ Washington

- John R. Wooden Award Preseason Top 50
- NABC Division I Player of the Year Watch List
- Citizen Naismith Trophy Early Season Watch List
- Preseason All-SEC Second Team
- NBC Sports Preseason All-America Fourth Team
- Karl Malone Award Preseason Watch List

Tracking the Cats

Charges Drawn

- Quade Green - 2
- Nick Richards - 2
- Keldon Johnson - 1
- Immanuel Quickley - 1
- EJ Montgomery - 1
- PJ Washington - 1

First Sub

- Nick Richards - 9
- Immanuel Quickley - 7
- Quade Green - 4
- Ashton Hagans - 4
- EJ Montgomery - 3
- Reid Travis - 2

Five-Second Violations

- Forced by Kentucky - 2
- Forced by Opponent - 0

Shot-Clock Violations

- Forced by Kentucky - 13
- Forced by Opponent - 3

Tipoffs

- Won by Kentucky - 7
- Won by Opponent - 11

Traditional 3-Point Plays

- Reid Travis - 10
- PJ Washington - 7
- Keldon Johnson - 6
- Ashton Hagans - 5
- Tyler Herro - 2
- Quade Green - 1
- Immanuel Quickley - 1

Traditional 4-Point Plays

- Jemarl Baker Jr. - 1

Washington, Defense Lead No. 8/9 Kentucky Past No. 22 Mississippi State

Kentucky's defense wasn't perfect against Mississippi State, just quick enough to disrupt the No. 22/22 Bulldogs' rhythm and cause its worst offensive performance this season.

The No. 8/9 Wildcats now aim to keep it going after clearing the second of three big challenges.

PJ Washington scored 21 points, including a big 3-pointer down the stretch, Tyler Herro added 18, and Kentucky pulled away from Mississippi State 76-55 on Tuesday night for its fifth consecutive victory.

The Wildcats (15-3, 5-1 Southeastern Conference) also emerged with a lot to like in beating their second of three ranked opponents before hosting No. 9/10 Kansas on Saturday.

They led for all but the early minutes, but had to survive some rough stretches that allowed the Bulldogs (14-4, 2-3 SEC) to get within 41-39 with 13:39 remaining. Kentucky answered with scoring 18 of the next 25 points over the next 6:50, helped by Herro's three free throws and consecutive 3s by Immanuel Quickley and Washington for a double-digit advantage it maintained.

Defense helped as Kentucky held the Bulldogs to season lows in points and shooting percentage (31.1 percent) behind timely plays that swung the game. The biggest was EJ Montgomery's out-of-nowhere swat of Quindary Weatherspoon's layup attempt, leading to Nick Richards' dunk that snuffed MSU's last chance to close the gap. His block was among eight by the Wildcats.

"It was pretty important," Herro said of the play. "EJ made a big block that kind of helped us and sparked us and we kind of took off from there."

Kentucky on the other hand shot 44 percent and 8 of 16 from long range.

Washington was 9 of 15 from the field with three 3s for his first 20-point game in more than a month. He also grabbed six rebounds and matched a season high with four blocks.

"I felt like I was just hitting shots tonight," Washington said. "They was just falling. I could've done a lot more on the defensive end and rebound more. There's always room for improvement."

Herro made all three from long range and all five free throws to follow his 20-point performance at Auburn. Reid Travis grabbed 12 rebounds and Ashton Hagans had a career-high nine assists as the Wildcats won the glass 43-36 and won the second of three consecutive top-25 matchups.

Kentucky also succeeded in holding MSU's potent perimeter game to just 3 of 20 from behind the arc after entering the contest second in the SEC at 38 percent.

Quindary Weatherspoon had 19 points and Tyson Carter 11 for the Bulldogs.

- Mississippi State totaled a season-low 55 points. UK is 68-0 under Coach John Calipari when keeping the opponent at 55 points or less, including 4-0 this season

- Mississippi State shot only 31.1 percent from the field. UK is 171-15 (.918) under Calipari when keeping the opponent at 40 percent or less, including 7-0 this season

- Kentucky is 3-1 vs. Associated Press Top 25 teams this season, including consecutive victories over Auburn and Mississippi State. UK will have a chance for wins vs. ranked opponents in three consecutive games when the Wildcats play host to No. 9/10 Kansas on Saturday. This was the first time UK had defeated AP Top 25 opponents in consecutive games (with no game in between) since the 2015 NCAA Midwest Regional

- UK's 21-point margin of victory is the most vs a ranked opponent since dispatching No. 13 Michigan State, 69-48, on Nov. 15, 2016
- Kentucky improved to 248-5 (.980) under Calipari when leading by at least 10 points at any point in the game

- UK has won 14 in a row at Rupp Arena, including 11-0 this season
- Washington's 21 points were his most since scoring a career-high 29 vs. Seton Hall

- With Hagans' career-high nine assists, he now has three or more in each of UK's last 12 games
- Travis hauled in double-digit rebounds for the fifth time this season

- Richards scored eight points in just 10 minutes and also added six boards and a block
- Calipari improved to 13-0 against Mississippi State

- UK's 12-game winning streak against the Bulldogs is its third-longest in the series and the longest since winning 17 straight from Feb. 18, 1967 to March 8, 1975

Wildcats Draw Tough Opponent for SEC/Big 12 Challenge Once Again in Blueblood Kansas

The Kentucky-Kansas matchup will headline the annual SEC/Big 12 Challenge.

It will mark the Jayhawks second trip to Rupp Arena for the SEC/Big 12 Challenge after also coming in 2017. Kentucky owns an all-time record of 22-9 against Kansas, including a 7-2 mark when the game is played in Lexington. However, the Jayhawks are on a three-game winning streak in the series and have won six of the last nine meetings.

Kentucky and Kansas have meet every season since the 2014-15 season either as a part of the SEC/Big 12 Challenge or the Champions Classic. UK's last win over the Jayhawks was the memorable 72-40 win in Indianapolis in the third game of the historic 2014-15 season that saw the Cats win their first 38 games.

The 2019 slate of SEC/Big 12 Challenge games will mark the sixth season of the annual event between the Southeastern Conference and the Big 12 and the fourth straight season where all 10 games of the challenge will be played on the same day. A bye in the league schedule for participating teams was created to accommodate for the format. UK is 2-3 in the challenge.

Ten of the SEC's 14 teams will participate in the 2019 challenge against all 10 of the Big 12's institutions, with each conference hosting five games apiece. Each of the 10 SEC teams that will participate in the 2019 games played in the 2018 event as well. The four SEC teams not participating will play each other in conference games the same day.

Kansas opened the 2018-19 season as the No. 1 ranked team in the country and boasts wins over Michigan State, Tennessee, Marquette and Villanova. They Jayhawks are 16-3 overall and are ranked No. 9/10 in this week's polls.

Led by Dedric Lawson (19.5 points per game) offensively, it's their defense that has been the key to their success. Kansas is ranked No. 9 in defensive efficiency, according to KenPom.com (through games played on Jan. 22), and it is limiting opponents to 70.2 points per game. Ten of the Jayhawks' 19 opponents have not scored at least 70 points in a game this season.

Kansas averages 7.4 steals per game with four different players generating at least 22 on the season.

Back on ESPN College GameDay

With the Kansas-Kentucky game as its backdrop, ESPN College GameDay will be in Rupp Arena for Saturday's game.

It's the third straight season College GameDay will feature the Wildcats on their home floor. Saturday's show will be the second College GameDay show of the season.

The ESPN College GameDay crew of Rece Davis, Jay Bilas, Jay Williams and Seth Greenberg will air its popular game-day show on ESPN starting at 11 a.m. inside Rupp Arena. The GameDay crew will preview the Kansas-UK game, which will tip at 6 p.m. on ESPN. Bilas, Dan Shulman, Maria Taylor and Holly Rowe will be on the call for the game.

This will be UK's 17th ESPN College GameDay appearance overall, behind only North Carolina (18), and the eighth trip to Lexington, Kentucky, tied for second overall. It's the 10th straight season Kentucky is making an appearance on the show.

The most memorable trip was on Feb. 13, 2010, when a record 22,144 fans attended the show in John Calipari's first season at Kentucky. Another 15,087 attended the morning GameDay show on Feb. 23, 2013.

With a 6-10 record in College GameDay appearances, the Wildcats will look to make it two wins in a row with GameDay as the backdrop. Although the Wildcats lost their home appearance with the popular ESPN show in town last January, the Wildcats' most memorable victory of the season in 2017-18 was the 17-point comeback at West Virginia under the spotlight of GameDay.

The Kentucky-Kansas matchup will headline the annual SEC/Big 12 Challenge, the sixth season of the event between the Southeastern Conference and the Big 12 and the fourth straight where all 10 games of the challenge will be played on the same day.



2018-19 Lead-Deficit Comparison

Opponent	Biggest Lead	Biggest Deficit	Biggest Run	Changes	Ties	Led	Trailed	Result
vs. Duke	None	37 (2nd)	7-0	0	0	0:00	39:14	L, 118-84
S. ILLINOIS	12 (2nd)	8 (1st)	9-0	5	3	17:40	19:31	W, 71-59
N. DAKOTA	38 (2nd)	4 (1st)	15-0	5	2	35:45	1:32	W, 96-58
VMI	19 (2nd)	2 (1st)	12-0	8	6	31:53	2:20	W, 92-82
WINTHROP	26 (2nd)	1 (1st)	11-0	2	0	39:22	0:21	W, 87-74
TENNESSEE ST.	20 (2nd)	6 (1st)	11-0	3	2	29:28	8:45	W, 77-62
MONMOUTH	47 (2nd)	N/A	11-0	0	2	38:53	0:00	W, 90-44
UNCG	17 (2nd)	5 (1st)	10-0	5	5	16:52	19:45	W, 78-61
vs. Seton Hall	8 (1st)	4 (2nd)	8-0	13	11	24:19	7:40	L, 84-83 ^{OT}
UTAH	28 (2nd)	8 (1st)	13-0	2	2	33:21	5:06	W, 88-61
vs. N. Carolina	12 (2nd)	3 (1st)	5-0	2	4	35:33	2:53	W, 89-72
at Louisville	16 (2nd)	3 (1st)	11-0	3	3	36:24	1:09	W, 71-58
at Alabama	5 (1st)	11 (2nd)	10-0	10	9	10:10	25:49	L, 77-75
TEXAS A&M	14 (1st)	10 (1st)	13-0	1	0	30:13	8:09	W, 85-74
VANDERBILT	11 (2nd)	12 (1st)	7-0	1	2	18:48	19:52	W, 56-47
at Georgia	20 (2nd)	5 (1st)	11-0	3	3	30:52	6:14	W, 69-49
at Auburn	17 (2nd)	3 (1st)	11-0	7	7	32:25	4:17	W, 82-80
MISSISSIPPI ST.	21 (2nd)	4 (1st)	10-0	1	0	38:20	0:50	W, 76-55
KANSAS								
at Vanderbilt								
at Florida								
SOUTH CAROLINA								
at Mississippi St.								
LSU								
TENNESSEE								
at Missouri								
AUBURN								
ARKANSAS								
at Tennessee								
at Ole Miss								
FLORIDA								
BIGGEST/MOST	47	37	15-0	13	11	39:22	39:14	
TOTALS						501:18	173:29	

It will be the second time in three seasons UK has hosted the Jayhawks in the annual league challenge. The Jayhawks visited Rupp Arena in 2017 for the first time since 2005. Kansas won the matchup, 79-73, with GameDay in town.

This will mark the third matchup between the two schools on ESPN College GameDay.

Defense Making the Difference

Kentucky's five-game winning streak, all against Southeastern Conference competition, is the longest vs. league foes in two years. The streak includes wins over ranked opponents Auburn and Mississippi State, plus a road win at Georgia, and has been keyed by progress on defense.

UK's field-goal defense, 3-point defense, steals per game and – the most important defensive statistic -- points allowed per game have shown significant improvement in the last five games. Here are the numbers:

	Record	Opp. FG%	Opp. 3FG%	Steals PG	Opp. PPG
First 13 games	10-3	42.6	38.4	6.6	70.0
Last 5 games	5-0	38.4	29.4	7.8	61.0

Wildcats in the Middle of a Tough Stretch

Already tasked with playing one of the toughest schedules in the country, Kentucky is in the middle of a three-game buzzsaw. Having just played No. 14/12 Auburn on the road and No. 22/22 Mississippi State at home, the Cats will welcome No. 9/10 Kansas on Saturday.

It is the first time since the 2015 NCAA Tournament UK will face three consecutive foes ranked inside the Associated Press Top 25 and the first time in the regular season since the final three games of the 2005-06 regular season.

UK's reward for getting through this particular three-game stretch? Back-to-back road games at Vanderbilt (Jan. 29) and Florida (Feb. 2).

As a matter of fact, Kentucky's schedule is shaping up to be one of the toughest in the country.

UK has already faced the likes of Duke (Nov. 6) in Indianapolis in the State Farm Champions Classic, Seton Hall (Dec. 8) in Madison Square Garden in the Citi Hoops Classic, Utah (Dec. 15) in Rupp Arena, North Carolina (Dec. 22) in Chicago in the CBS Sports Classic and concluded December with a road game at Louisville (Dec. 29).

Five of UK's nonconference opponents played in the NCAA Tournament last season. According to a survey among NCAA schools, that's tied for the third most in the country.

And that's just the nonconference slate.

The Southeastern Conference featured eight teams in the NCAA Tournament a season ago and UK will play three of those teams twice. The league appears to be every bit as good as last season with six teams ranked in the Associated Press Top 25 this week for the first time since Jan. 21, 2003.

Looking at Kentucky's remaining schedule, of the 13 remaining regular-season games, seven are against opponents currently ranked in the AP Top 25. Florida, who the Wildcats will play twice, is receiving votes. Of the six that are not ranked, three are on the road, so it won't get any easier for UK.

As the poll stands right now, Kentucky's 2018-19 scheduled features 12 games vs. opponents in the AP Top 25.

Big-Game Cal, Cats

John Calipari's teams aren't just good against the best teams in the country, they're great. Not only does Kentucky have a 55-27 record (.671) vs. Associated Press Top 25 teams, UK is 5-4 when both teams are ranked in the AP top five under Calipari.

All-time, Calipari is 11-8 when both teams are ranked in the AP top five. When both teams are ranked in the AP Top 25, Calipari's all-time record is 78-50, including a 47-23 mark at Kentucky. When both are ranked in the top 10 he has a 24-16 record, including 13-9 at UK.

Dating back to last season's Southeastern Conference Tournament championship game, the Wildcats have won four of their last five matchups when both opponents are ranked.

S-E-C! S-E-C! S-E-C!

Kentucky has the unquestionable reputation as the league's gold standard. Since the SEC's inception in 1932-33, the Wildcats have been the most dominant team in the league, recording a 987-279 mark (.780) in regular-season conference play. Only two other teams have won more than 700 regular-season SEC games (Alabama and Tennessee), and no other team has a better winning percentage.

- Kentucky has averaged 11.6 wins and only 3.3 losses per season in 85 seasons in the SEC
- UK has won 48 SEC titles and 31 SEC Tournament championships
- The Wildcats have won 16 of the last 26 SEC Tournament titles
- Kentucky has won at least a share of five of the last nine SEC regular-season championships under head coach John Calipari
- UK has played in the championship game of the SEC Tournament in eight of Calipari's nine seasons, winning the tournament six times, including each of the last four
- The SEC won the Big 12/SEC Challenge for the first time with a 6-4 margin in 2018



NOTES

CATS IN THE NBA

At the beginning of the 2018-19 season, 31 former Wildcats were on an opening-day roster, more than any other school in the country. The following listing is as of opening day.

Name	Team
Bam Adebayo	Miami Heat
Eric Bledsoe	Milwaukee Bucks
Devin Booker	Phoenix Suns
Isaiah Briscoe	Orlando Magic
Willie Cauley-Stein	Sacramento Kings
DeMarcus Cousins	Golden State Warriors
Anthony Davis	New Orleans Pelicans
Hamido Diallo	Oklahoma City Thunder
De'Aaron Fox	Sacramento Kings
Wenyen Gabriel	Sacramento Kings
Shai Gilgeous-Alexander	Los Angeles Clippers
Andrew Harrison	Memphis Grizzlies
Enes Kanter	New York Knicks
Michael Kidd-Gilchrist	Charlotte Hornets
Brandon Knight	Phoenix Suns
Kevin Knox	New York Knicks
Skal Labissiere	Sacramento Kings
Trey Lyles	Denver Nuggets
Jodie Meeks	Milwaukee Bucks
Darius Miller	New Orleans Pelicans
Malik Monk	Charlotte Hornets
Jamal Murray	Denver Nuggets
Nerlens Noel	Oklahoma City Thunder
Patrick Patterson	Oklahoma City Thunder
Alex Poythress	Atlanta Hawks
Julius Randle	New Orleans Pelicans
Rajon Rondo	Los Angeles Lakers
Karl-Anthony Towns	Minnesota Timberwolves
Tyler Ulis	Chicago Bulls
Jarred Vanderbilt	Denver Nuggets
John Wall	Washington Wizards

Several former Wildcats are among the NBA league leaders in the major statistical categories. Stars are through Jan. 22. Former UK players are in **BOLD**.

Points Per Game

1. James Harden (Rockets) - 35.7
- 12. Anthony Davis (Pelicans) - 29.3**
- 14. Devin Booker (Suns) - 24.2**
- 17. Karl-Anthony Towns (Timberwolves) - 22.5**

Rebounds Per Game

1. Andre Drummond (Pistons) - 14.9
- 3. Anthony Davis (Pelicans) - 13.3**
- 8. Karl-Anthony Towns (Timberwolves) - 12.3**
- 12. Enes Kanter (Knicks) - 10.8**
- 20. Julius Randle (Lakers) - 9.3**

Assists Per Game

1. Russell Westbrook (Thunder) - 10.5
- 17. De'Aaron Fox (Kings) - 7.3**
- 111. Devin Booker (Suns) - 6.9**

Blocks Per Game

1. Myles Turner (Pacers) - 2.78
- 2. Anthony Davis (Pelicans) - 2.56**
- 8. Karl-Anthony Towns (Timberwolves) - 1.85**
- 20. Nerlens Noel (Thunder) - 1.33**

Steals Per Game

1. Russell Westbrook (Thunder) - 2.38
- 7. De'Aaron Fox (Kings) - 1.77**
- 110. Anthony Davis (Pelicans) - 1.71**

Field-Goal Percentage

1. Rudy Gobert (Jazz) - .656
- 16. Julius Randle (Pelicans) - .546**
- 17. Enes Kanter (Knicks) - .541**

Double-Doubles

1. Embiid/Gobert - 39
- 14. Anthony Davis (Pelicans) - 32**
- 17. Karl-Anthony Towns (Timberwolves) - 30**
- 14. Enes Kanter (Knicks) - 25**
- 16. Julius Randle (Pelicans) - 22**

- Eight teams made the 2018 NCAA Tournament field, the second most of any league in the country and a new conference record. The league went 8-8
- Six teams from the SEC rank in the Associated Press Top 25 with one more receiving votes. The six SEC teams in the AP Top 25 is the most since the league had six on Jan. 21, 2003
- Nine SEC schools rank in the top 75 and four are in the top 25 of the NCAA's Jan. 23 NET rankings
- The SEC's .747 winning percentage entering conference play was its second-best winning percentage in the last 10 years, behind only last season's .763 mark

Washington Shows Ability to be 'as Good as any Player'

PJ Washington has shown the ability to be a very good college player. He's also shown the ability to be an elite, first-round NBA Draft type of player. It's that difference -- from good to great -- that has John Calipari wanting more from his sophomore forward.

In New York vs. Seton Hall, Washington scored a career-high 29 points to go along with 12 rebounds, a career-high-tying four blocks and four assists. Washington ignited the Wildcats early, was Kentucky's go-to player late in the game with 16 of the Wildcats' final 33 points in regulation and overtime, and was clutch at the free-throw line, making a career-best 12 of 13 from the charity stripe.

Then vs. No. 9/10 North Carolina, Washington put his full arsenal of skills on display with a memorable all-around performance. He posted 11 points, 10 rebounds and a career-high eight assists, just missing out on the fourth triple-double in school history. He settled for his team-leading fourth double-double of the season in just 11 games.

In a dominating win over No. 22/22 Mississippi State, Washington had a game-high 21 points, which included making a trio of 3s. He also added six boards and a career-high-tying four rejections.

Earlier this season, Washington had a dominant three-game stretch vs. North Dakota, VMI and Winthrop in which he averaged 21.0 points, 12.0 rebounds and 2.7 assists. Included in that stretch was a 25-point game that featured a career-best four 3-pointers, back-to-back double-doubles and a career-high 18-rebound game against VMI.

All told, Washington is averaging 12.3 points on the season and a team-best 7.8 rebounds while shooting 52.0 percent from the floor. He's also posting 1.9 assists and 1.2 blocks per game. A year after hitting just five 3s in 37 games at a 23.8-percent rate, he's already drained 14 this season in just 18 games and is making them at a 41.2-percent clip.

Here's the catch: If Washington can display dominating performances like he did vs. UNC, Mississippi State, Seton Hall and other, he should be doing it every game, his coach believes.

"That's who he should be the whole game," Calipari said following the Seton Hall performance. "That's who you are. Why aren't you getting 35 and 20? ... If that's who you are and you're making free throws and you're doing the things that you're doing, you're as good as any player in the country. Be that guy every night."

Calipari re-emphasized Washington's ability to dominate the game following a home victory over Mississippi State and just how high his ceiling is. Calipari said: "PJ played. Four blocks, 21 points and six rebounds and I still think he played without that motor (during) parts of the game. ... Come on, man. Battle. That's how good I think he is."

Super Herro

For each of the last 10 seasons with John Calipari at the helm, he's stressed a number of things: Every player is on his own path. Every player must embrace a role and focus on the areas of his strengths which in turn betters the team. Finally, he asks every player to continue to impact the game beyond scoring.

For Tyler Herro, determining a role and figuring out the college game took a little more time than many expected after a prolific performance in the Bahamas. Over his first six games, Herro averaged a respectable 10.0 points per game. He was shooting 39.3 percent from the field and 29.6 percent from 3-point range. Known as an explosive scorer, he knocked down just two or more 3s in just two of the six games.

But then, something clicked. The game slowed down. He found ways to get his shot off. His offensive play was sparked by his defensive effort. Beginning with a 16-point, eight-rebound, five-steal effort against Monmouth on Nov. 28, Herro's game has gone to another level.

Over the last 12 games, he's averaging a team-best 15.6 points per game and reached double figures in 11 of the 12. He's shooting 47.8 percent from the floor and 38.1 percent from deep. He's also drained multiple 3-pointers in nine of the 12 games. During SEC play, Herro is leading UK in scoring at 14.5 points per game. He's shooting 44.3 percent from the field and 42.3 percent from long range.

His breakthrough performance came in the form of a career-high 24-point effort on the road at Louisville, which marked the second-most points ever by a UK freshman against its archrival. He was named the Bluegrass Sports Commission's MVP of the

Measurables



Top Wing Span

1. Nick Richards - 7'5"
2. PJ Washington - 7'3"
3. Reid Travis - 7'0.25"
4. EJ Montgomery - 6'11.5"
5. Keldon Johnson - 6'8.75"

Top Vertical

1. Immanuel Quickley - 37.0"
2. Johnson/Richards/Washington - 36.50"
5. Ashton Hagans - 36.0"
6. Reid Travis - 35.5"

Top Hand Width

1. Nick Richards - 10.5"
2. PJ Washington - 10.25"
3. EJ Montgomery - 10.0"
4. Ashton Hagans - 9.75"
5. Jemarl Baker Jr. - 9.25"



game and then went on to win the USBWA Wayman Tisdale's National Freshman of the Week honor. NCAA.com named him its national player of the week, and he took home SEC Freshman of the Week accolades.

More recently, he posted 20 points in a huge road win at No. 14/12 Auburn. With the Tigers making a furious comeback, Herro scored 15 points after halftime on 5-of-7 shooting. He was a perfect 5 of 5 at the free-throw line, including the game-winning free throws in the final seconds of the game.

Herro has been particularly good in true road games this season. He's averaging a team-best 17.0 points on 51.1-percent shooting and 45.0 percent from behind the arc in Kentucky's four road games. Said after the Auburn win: "I just like hitting big shots against people who don't like us."

Overall, Herro is averaging 13.7 points per game with a team-best 32 3-pointers and a team-high 90.7-percent free-throw clip. He's made his last 22 foul shots.

As Kentucky continues to navigate its way through the next half of its schedule, Herro's development offensively will continue to evolve. But, it will also be important for him to continue to impact the game should team's try to take him away. Over the last 12 games, Herro is also averaging 4.6 rebounds per game, 1.9 assists and 1.1 steals.

And the Award Goes to ... Kentucky (and Herro)!

As John Calipari's team has dominated the Southeastern Conference during his tenure, so too have his players.

The aforementioned Tyler Herro, who played a key part in road victories at Georgia and No. 14/12 Auburn last week (see previous note), is the latest Wildcat to win a weekly SEC award. The freshman from Milwaukee was tabbed SEC Freshman of the Week on Monday after averaging a team-best 16.0 points, 4.0 assists and 4.0 steals per game last week.

Kentucky has won more weekly SEC honors (95) than any other school during the Calipari era, including 76 SEC Freshman of the Week honors and 18 SEC Player of the Week awards.

The honor is the second of the season for Herro and the league-leading sixth time a UK player has been named the league's top-performing freshman. Keldon Johnson and Hagans have each won it twice as well.

Hagans' Defense-First Mentality Making History

Ultimately the game of basketball is about who can score the most points, but if John Calipari was to write down some of the most important things that affect a basketball game, scoring would not be near the top of the list.

No player has had a bigger impact than Ashton Hagans doing the "other" things, especially defensively. Embracing his role as a defensive stopper, he has underscored the notion that there are other ways to affect the game than just scoring the ball.

Consider this: He's averaging 7.3 points on the season (although, he's averaging 10.7 since taking over a starting role), but he's been one of the most important players in Kentucky's improved play because of his defensive talents. Take, for example, the North Carolina win. Hagans scored seven points, but his fingerprints were all over the outcome, especially on the defensive end, where he tied a school record with eight steals (previously set by Wayne Turner on Nov. 24,

1997, vs. George Washington and Rajon Rondo on Feb. 19, 2005, vs. Mississippi State).

UNC head coach and Hall of Famer Roy Williams said it best: "Ashton Hagans is 2 for 6, seven points, and I thought in some ways he was more dominating in the game than anybody."

In some ways, it was reminiscent of Anthony Davis' 2012 national championship game performance. In that game, Davis made just 1 of 10 shots but was the most dominant player on the floor because of what he did defensively. He blocked six shots, came up with three steals and grabbed 16 rebounds en route to Final Four Most Outstanding Player honors.

Hagans' 2.3 steals per game is ranked second in the Southeastern Conference and third nationally among all freshmen. His steal rate per 40 minutes is 3.6 for the season, and over his last eight games that number rises to 4.9 steals per outing.

Prior to a two-steal night against Mississippi State, Hagans had corralled at least three steals in seven straight games. He's believed to be the only player in school history with such a streak (since steals became an official NCAA statistic in 1985-86). According to STATS, he was the first major-conference freshman with three or more steals in seven or more straight games since Wake Forest's Chris Paul did it 10 straight games in the 2003-04 season.

It's still early in the season but Hagans has entered himself in the conversation for the most steals in single-season school history. Rajon Rondo owns the record with 87 steals in 2004-05. Through 18 games that season, Rondo had 45 steals. Hagans has 41 to this point, but Rondo only played in 34 games that season.

And it's worth noting that as Hagans' defensive stock has been on the rise, his offensive numbers have followed. He's scored seven or more points in eight of the last 12 games, including back-to-back-to-back career-high scoring days vs. Louisville (11), Alabama (12) and Texas A&M (18), followed by a 15-point effort vs. Vanderbilt. Hagans then topped it with a career-high 23-point effort in his homecoming on the road at Georgia.

In addition to his scoring out put, he's also dished out three or more assists in all 12.

Hold Them to 55 Points, 40 Percent

Defense has always been a recipe for success for the Wildcats under John Calipari. The special ingredient: 55 points. UK is a perfect 68-0 under Calipari when holding the opponent to 55 points or fewer, including 4-0 this season. The Wildcats are 162-7 (.959) under Calipari when limiting the opponent to 63 points or less. Kentucky's 61-59 loss to Tennessee in 2017-18 snapped a 60-game winning streak when holding the opponent to 63 or less.

Kentucky has also fared well when it keeps its opponents to less than a 40-percent field-goal clip from the floor. UK is 171-15 (.919) against opponents under Calipari when its field-goal percentage is 40 percent or lower.

Prior to facing a high-octane offense at Auburn, UK had limited two straight two opponents to 50 points or less (47 to Vanderbilt and 49 to Georgia). That's the first time that's happened since Feb. 14, 2015 vs. South Carolina (43) and Feb. 17, 2015 against Tennessee (48). For the third time in four games, UK's defense stepped up again. The Wildcats limited No. 22/22 Mississippi State to a season-low 55 points and a 31.1 field-goal percentage.

UK's Record vs. AP Ranked Opponents and as an AP Ranked Opponent Under Cal

Kentucky (RK)	Opponent Rank																									RV	NR	TOTAL
	1	2	3	4	5	6	7	8	9	10	11	12	13	14	15	16	17	18	19	20	21	22	23	24	25			
1	-	0-1	0-1	1-0	2-0	2-0	-	2-0	1-0	-	0-1	-	-	-	-	2-0	1-0	1-0	-	1-0	3-0	1-0	-	-	-	6-2	46-2	69-7
2	-	-	-	0-1	1-0	0-1	-	-	-	-	-	1-0	1-0	-	1-0	-	1-0	-	0-1	-	-	-	-	-	-	4-0	23-0	32-3
3	-	-	-	1-0	-	-	-	-	0-1	-	-	1-0	-	-	-	-	-	-	-	0-1	-	-	-	-	-	1-0	17-0	20-2
4	-	0-1	-	-	-	-	-	-	-	-	-	-	-	1-0	-	-	-	-	-	-	-	-	-	-	1-0	1-0	6-2	9-3
5	-	-	-	-	-	0-1	-	-	-	-	1-0	-	-	-	-	-	-	-	-	-	-	-	-	1-0	-	-	8-0	10-1
6	-	-	-	-	-	-	1-0	1-0	-	0-1	-	-	-	-	-	-	-	-	1-0	-	-	-	-	-	-	1-0	6-0	10-1
7	-	-	-	0-1	-	-	-	-	-	-	-	-	-	-	-	-	-	-	-	-	-	-	-	-	-	-	2-1	2-2
8	-	-	-	-	-	-	-	-	-	-	-	-	1-0	-	-	-	-	-	-	-	-	-	-	1-0	0-1	2-3	11-0	15-4
9	-	-	-	-	-	-	-	-	-	-	-	-	-	-	-	-	-	-	-	-	-	-	-	-	-	-	3-2	3-2
10	-	-	-	-	-	-	-	-	-	-	-	-	-	0-1	-	-	-	-	-	-	-	-	-	-	-	0-3	10-1	10-5
11	1-0	-	-	-	-	-	1-0	0-1	-	-	-	1-0	-	-	-	-	0-1	-	-	-	-	2-0	-	-	-	-	6-1	11-3
12	-	-	-	-	-	-	-	-	-	-	-	-	-	1-0	-	1-0	-	-	-	-	-	-	-	-	-	1-0	2-1	5-1
13	-	-	-	-	-	-	-	-	-	-	-	-	-	-	-	-	-	-	-	-	-	-	-	-	-	-	6-2	6-2
14	-	-	0-1	-	-	-	-	-	-	-	-	-	-	-	-	-	-	-	-	-	-	-	-	-	-	1-1	7-1	8-3
15	-	-	-	-	-	-	-	-	-	-	-	1-0	-	-	-	-	-	-	-	-	-	-	-	-	-	1-0	3-0	5-0
16	-	-	-	-	-	-	-	-	-	-	-	-	-	-	-	1-0	-	-	-	-	-	-	-	-	-	2-0	4-1	7-1
17	-	-	-	-	-	-	-	-	-	-	-	-	-	-	-	-	-	-	-	-	-	-	1-1	-	-	-	3-2	4-3
18	-	-	-	-	-	-	-	-	-	-	-	-	-	-	-	-	-	-	-	-	-	-	0-1	-	-	3-2	6-2	9-4
19	-	-	-	1-0	-	-	-	-	1-0	-	-	-	-	-	-	-	-	-	-	-	-	-	-	-	-	-	2-0	4-0
20	-	-	-	0-1	-	-	-	-	-	-	-	-	-	-	-	-	-	-	-	-	1-0	-	-	-	-	-	3-1	4-2
21	-	-	-	-	-	-	-	-	-	-	-	-	-	-	-	-	-	-	-	-	-	-	-	-	-	1-0	2-1	3-1
22	-	-	-	-	-	-	-	-	-	-	-	1-0	-	-	-	-	-	-	-	-	-	-	-	-	-	1-0	5-1	7-1
23	-	-	-	-	-	-	-	-	-	-	-	-	-	-	-	-	-	-	-	-	-	-	-	-	0-1	3-0	3-1	
24	-	-	-	-	-	-	-	-	-	-	-	-	-	-	0-1	-	-	-	-	-	-	-	-	-	-	0-1	0-2	
25	0-1	-	-	-	-	-	0-1	-	-	-	-	-	-	-	-	-	-	-	-	-	-	-	-	-	-	-	1-1	1-3
RV	0-1	1-0	-	-	1-0	-	2-0	-	-	0-1	-	1-0	1-0	-	-	-	-	0-1	-	-	-	-	-	-	-	-	-	6-3
NR	-	-	-	0-1	-	-	-	-	-	-	1-0	-	-	-	-	1-0	-	-	-	-	-	-	-	-	-	-	-	2-1
TOTAL	1-2	1-2	0-2	3-4	4-1	2-1	4-1	3-0	2-2	1-2	1-1	4-0	5-0	2-1	1-1	4-0	3-0	1-2	1-1	1-1	4-0	4-0	1-2	1-1	1-0	Total	265-61	
																										Total	55-27	



NOTES

Points Per Possession

Game	Off. PPP	Def. PPP
vs. Duke	1.02	1.44
SOUTHERN ILLINOIS	1.04	0.87
NORTH DAKOTA	1.35	0.82
VMI	1.31	1.17
WINTHROP	1.10	0.94
TENNESSEE STATE	1.07	0.86
MONMOUTH	1.30	0.64
UNC GREENSBORO	1.10	0.86
vs. Seton Hall	1.06	1.08
UTAH	1.40	0.97
vs. North Carolina	0.96	0.87
at Louisville	1.15	0.94
at Alabama	0.96	0.99
TEXAS A&M	1.16	1.01
VANDERBILT	1.00	0.84
at Georgia	1.06	0.75
at Auburn	1.19	1.16
MISSISSIPPI STATE	1.09	0.79
KANSAS		
at Vanderbilt		
at Florida		
SOUTH CAROLINA		
at Mississippi State		
LSU		
TENNESSEE		
at Missouri		
AUBURN		
ARKANSAS		
at Tennessee		
at Ole Miss		
FLORIDA		

Overall

UK offensive high - 1.40 vs. UTAH
 UK offensive low - 0.96, twice, last at Alabama
 Kentucky SEC offensive high - 1.19 at Auburn
 Kentucky SEC offensive low - 0.96 at Alabama
 Kentucky postseason high -
 Kentucky postseason low -
 Opponent offensive high - 1.44 vs. Duke
 Opponent offensive low - 0.64 vs. MONMOUTH
 Opponent SEC offensive high - 1.16 at Auburn
 Opponent SEC offensive low - 0.75 at Georgia
 Opponent postseason high -
 Opponent postseason low -

Clutch Free Throws

Free-throw totals during a single-digit game with 5:00 to play or OT:

Player	FTs (Pct.)
Quade Green	4-4 (1.000)
Immanuel Quickley	5-6 (.833)
Tyler Herro	4-5 (.800)
Keldon Johnson	7-10 (.700)
Ashton Hagans	4-6 (.667)
PJ Washington	8-13 (.615)
Reid Travis	3-5 (.600)
Nick Richards	1-2 (.500)
EJ Montgomery	0-1 (.000)

Kentucky 36-52 (.692)

Kentucky Picked to Win 49th SEC Title

With a mix of seasoned veterans and another crop of talented newcomers, Kentucky will once again be the hunted. Of course that's the same mantra every season, but a select panel of media confirmed the standard for 2018-19 when it voted the Wildcats to win their sixth regular-season title under 10th-year head coach John Calipari.

Should Kentucky achieve the feat, it would mark the program's 49th overall regular-season title.

It's the 14th time since the 1998-99 season the Wildcats are the overall preseason favorite. Calipari has directed his teams to regular-season SEC crowns in 2010, 2012, 2015, 2016 and 2017. Kentucky has claimed the SEC Tournament title in each of the last four seasons and six in all, winning in 2010, 2011, 2015, 2016, 2017 and 2018.

Each school selected media members that cover their team and additional media from across the nation were selected by the conference office to comprise the voting panel. Points were compiled on a 14-13-12-11-10-9-8-7-6-5-4-3-2-1 basis. Each media member also voted for two All-SEC teams.

Travis, Washington Tabbed Preseason All-SEC

In a league as talented as it's ever been, Reid Travis and PJ Washington were tabbed preseason All-Southeastern Conference picks by both the league's coaches and the league's media.

Travis and Washington were both picked to the first team by the league's coaches. Travis was tabbed a first-team selection by the media while Washington was picked for the second team. Both players, along with Keldon Johnson, received at least one vote for the preseason pick for SEC Player of the Year by the media.

Kentucky has featured at least one player on the coaches' final All-SEC First Team since the 2006-07 season.

Johnson the Catalyst?

Arguably the most dangerous component of this Kentucky team -- and perhaps one of the main reasons UK started the season No. 2 in both major polls, the sixth time under John Calipari that the Wildcats have been ranked in the top three in both polls -- is UK's depth and number of options to attack opponents. Just about any player can go for 20 or more points on any given night.

Take, for instance, PJ Washington, who already has two games of 25 or more points. Then there's Reid Travis, who has scored more than 1,600 career points. Or Tyler Herro, who can catch fire and throw up a big number in the blink of an eye.

But to this point, the most consistent scorer has been Keldon Johnson.

That Johnson leads UK in scoring at 14.6 points per game isn't a surprise; but it's been his consistency and his efficiency that has started to turn heads.

When one considers that freshmen are typically plagued by bouts of inconsistency as they learn good shot selection and how hard it is to compete on a nightly basis at the college level, Johnson seems to be humming right along with all but four games in double figures.

Johnson has scored 20 or more in a team-high five games this season, but more importantly, he's experiencing success without shooting a ton of balls or doing so at an inefficient rate. He's making 50.9 percent of his shots, he's averaging 4.8 free-throw attempts per game and he's become one of Kentucky's most consistent 3-point shooters with a 38.3-percent clip.

The ability to make the 3-ball after a slow start has elevated Johnson's game to another level. After making just six of his first 19 attempts over the first eight games, he's made 17 in the 10 games since.

As of Jan. 22, Johnson is the only freshman in the country averaging at least 14.5 points per game, shooting at least 50 percent from the field, at least 38 percent from 3-point range and made at least 20 3s.

Calipari, who earlier in the season wondered who would step up and be the "catalyst" of this team, may have found him.

Travis a Candidate for Senior CLASS Award

Reid Travis is one of 30 candidates for the Senior CLASS Award the organization announced. Honoring student-athletes who excel both on and off the court, the candidates must be classified as an NCAA Division I senior and have notable achievements in four areas of excellence in community, classroom, character and competition to be eligible for the award.

An acronym for Celebrating Loyalty and Achievement for Staying in School, the Senior CLASS Award focuses on the total student-athlete and encourages students to use their platform in athletics to

make a positive impact as leaders in their communities.

Ten finalists will be named in February and placed on the official ballot for a nationwide vote from fans, coaches and media. The winner will be announced during the 2019 NCAA Men's Final Four in Minneapolis in April.

Travis graduated from Stanford University in June with a degree in science, technology and society before transferring to Kentucky as a graduate student this summer. He is enrolled in UK's master's program in health promotion with an emphasis in sport leadership. Travis is intrigued by career aspirations in technology entrepreneurship after his time in Silicon Valley.

While at Stanford, he served the Ronald McDonald house once a month, interacting with families and serving dinner. The Cardinal became close with one particular patient, Ty from Lake Tahoe, and the squad adopted him as a member of their team. Ty spent time at practices and games while getting treatment at Stanford. Additionally, Travis has been a mainstay as a volunteer alongside his mom, Jacqueline, at their hometown church in Minneapolis. He's assisted her with setups and the organization of various meals and mass preparation.

While at Kentucky, he helps oversee the execution of UK's God's Pantry initiative as a part of his "Good Deeds" project. He is a part of the organization of stuffing bagged lunches and deliveries to local elementary schools. The entire team participated in Samaritan's Feet in the Bahamas and worked with the Salvation Army at Thanksgiving.

On the court, he is a two-time first-team All-Pac 12 selection. He was named to the National Association of Basketball Coaches All-District First Team and the U.S. Basketball Writers Association All-District team a season ago. Travis capped his career with the Cardinal having become one of just three players in program history to amass at least 1,400 career points and 700 rebounds in fewer than 100 games played. He ranked third in the Pac-12 in both scoring (19.5 points per game) and rebounding (8.7 rebounds per game) while scoring in double-figures in all but one game.

This season, Travis is averaging 12.6 points and 6.7 rebounds per game for the 15-3 Wildcats. He's connecting on 53.1 percent of his field goals -- the best mark on the team of players with 45 or more shot attempts -- and 72.0 percent of his free throws. Just 18 games into his career with UK, he's blocked 15 shots, already the most he's had in a single season during his career.

Cats Not Counting on the Long Ball

While Kentucky has struggled to defend the 3, it hasn't relied on it offensively even though John Calipari think this could be his best 3-point shooting team at Kentucky.

UK is generating just 22.9 percent of its points from 3-pointers, ranked 337th in the country, according to KenPom.com (through games on Jan. 22). Although Calipari believes this is one of his best 3-point shooting teams, he's also called this more of a post-up team, and the numbers show it, as UK is taking just 17.1 3-point attempts per game.

But, it should be noted that while the numbers are low compared to the rest of the country, they're about the norm for Calipari's past Kentucky teams. There's an old expression in basketball that you live by the 3 or die by the 3, but UK has generally done neither under Calipari.

In fact, the Wildcats' 3-point field-goal attempt percentage of 29.9 percent is about average for Calipari's previous Kentucky teams, as is the make percentage of .357 (see numbers below).

Calipari would like to see his teams take between 20 to 24 3-point attempts per game, which UK has done five times this season but just once in the first eight games.

Year	Pct. of Attempts that were 3s	3-Point FG Pct.
2009-10:	.313	.331 (lowest)
2010-11:	.324 (highest)	.397 (highest)
2011-12:	.265	.378
2012-13:	.293	.346
2013-14:	.276	.332
2014-15:	.271	.349
2015-16:	.310	.366
2016-17:	.316	.353
2017-18:	.258 (lowest)	.357
2018-19:	.299	.357

Cats Trying to Shore up 3-Point Defense Woes

John Calipari-coached teams are typically among the best in the country at defending the 3-point shot.

Dating back to 2008-09 (the first season the NCAA has 3-point field-goal percentage defense statistics readily available), Calipari's



last 10 teams (including his 2008-09 Memphis squad) have ranked in the top 100 in all but one season in 3-point field-goal percentage defense. Three of those have ranked in the top 10 and not a single team allowed opponents to shoot better than 32.6 percent from behind the arc.

As a matter of fact, if one factors in Calipari's teams at UK, Memphis and UMass, only two teams have ever allowed the opposition to shoot better than 35.0 percent for a season and 14 of his prior 26 teams limited the opposition to 32.0 percent or less.

It's been a different story this season.

Punctuated by VMI's historic 3-point display in the middle of November, a performance that included 19 3-pointers -- the most ever by a Kentucky opponent -- and 10 by Bubba Parham, opponents are making 35.8 percent of their long-range shots against UK and making 8.1 3-point field goals per game.

Winthrop followed the historic VMI performance with 13-pointers of its own, and after a three-game improvement vs. Tennessee State, Monmouth and UNC Greensboro, Seton Hall hit 11. Six Kentucky opponents have hit 10 or more 3-pointers this season.

In other words, it doesn't just *seem* like Kentucky's foes are making more perimeter shots than they normally do; they *are*.

There is no question Kentucky needs to make some improvements on the perimeter, but there have been signs of progress.

UK's 3-point field-goal percentage defense vs. Southeastern Conference opponents dips down to 31.7 percent, and that's after facing one of the best perimeter shooting teams in the country in Auburn. The Wildcats limited Mississippi State to a 15.0-percent clip from behind the arc and just three made 3s.

Although six Kentucky opponents have hit 10 or more 3-pointers vs. UK this season, it's only happened twice in the last nine games after happening four times in the first nine.

Cats Cleaning the Glass

Although this Kentucky team isn't quite as long in the frontcourt as some of John Calipari's more recent teams, and has hit a bit of a downward stretch where its been outrebounded in three of the last eight games, it has rebounded the ball in dominating fashion this season and the proof is in the numbers.

UK has corralled 216 offensive rebounds on the season and snared 18 or more offensive rebounds against Southern Illinois, North Dakota and VMI. The Cats have hauled in double-digit offensive rebounds in 12 of 18 games.

That rate has propelled the Wildcats to seventh in KenPom.com's rankings for offensive rebounding percentage at 38.0 percent (through games on Jan. 22). The advantage on the offensive glass has enabled the Wildcats to average 11.1 second-chance points per game.

Prior to the Utah game, Kentucky had outrebounded eight consecutive opponents by a combined 138 rebounds, an average of plus-17.3 per game. It was the best eight-game stretch under Calipari. For the season, UK is plus-171. The 9.5 per game rebounding margin ranks seventh in the country (through games on Jan.22).

After an off rebounding night vs. Utah, Kentucky returned to its season dominance by outrebounding North Carolina, which entered the Dec. 22 game as best offensive rebounding team in the country, by 10. UK limited the Tar Heels to just five offensive boards.

Three Wildcats are averaging 5.1 rebounds or more per game, but sophomore PJ Washington has led the way with 7.8 boards per game. He's grabbed seven or more rebounds in 12 of the last 16 games, including double-figure outings in back-to-back games vs. VMI and Winthrop.

Washington grabbed a career-high 18 boards in the win over VMI with seven offensive boards and 11 on the defensive end.

The remarkable thing is Washington's 18-rebound game isn't even the best of the season. Against Southern Illinois, Nick Richards gobbled up a career-high 19 rebounds -- exactly what SIU totaled as a team -- to help lift Kentucky to a plus-29 margin on the boards. According to Big Blue History, a comprehensive fan website, it's the first time in school history a UK player has recorded as many rebounds as the opponent.

Richards had nine boards on the offensive end vs. SIU -- tied for the most in the Calipari era -- and 10 on the defensive end. The 19 total boards were the most by a Wildcat since Michael Kidd-Gilchrist had 19 in a win over Louisville on Dec. 31, 2011.

The two games by Washington and Richards marked the first time since the 2011-12 season that two different Wildcats have hauled in 18 or more in the same season. Kidd-Gilchrist (19 vs. Louisville) and Anthony Davis (18 vs. Chattanooga on Dec. 17, 2011) were the last tandem to turn the trick.

Taking Advantage of Free Points

One of Kentucky's strengths this season has been its success at the free-throw line. UK is earning 22.9 percent of its points at the charity stripe and connecting at a 75.1-percent rate. Kentucky's free-throw rate is ranked 27th in the country, according to KenPom.com (through games on Jan. 22), while its make percentage is 37th in the nation.

Five players are shooting 72.0 percent or better, led by freshman Tyler Herro's 90.7 percent.

Kentucky's strong performance at the line isn't relegated to its success rate of makes, but also the frequency in which the Cats are getting to the line and the number of makes per game. Through 18 games, Kentucky is traveling to the line an average of 24.3 times a game. The Wildcats are making an average of 18.2 a game. The opposition is averaging 11.1 makes on an average of 15.7 trips a game.

John Calipari's best free-throw shooting team at Kentucky shot 72.6 percent in 2014-15. The 2013-14 squad averaged the most trips (28.7) and makes (19.5) per game under Calipari's tutelage. UK's current free-throw percentage of .751 would be the highest since the 2008-09 team shot at a 77.3-percent clip.

Cats Deliver the Knockout Punch

UK is 248-5 (.980) in the John Calipari era when leading by at least 10 points at any time in the contest.

When Kentucky failed to put away South Carolina in 2017-18 after leading by as many as 14 points in the second half, it was the first time the Wildcats let a double-digit lead wind up in a loss since losing two such games in the 2015-16 campaign.

UK also blew two double-digit leads during the 2012-13 season. Four of the five losses have been to conference opponents.

Perhaps most impressive of all is that 70.9 percent of games Calipari has coached in at Kentucky have produced 10-point leads at some point during the game for UK. The Wildcats have led by 10 points or more in a whopping 85.5 percent of Calipari's 290 career wins at Kentucky.

Taking Care of Business

Kentucky's 55-27 record vs. opponents ranked in the Associated Press Top 25 in John Calipari's tenure is impressive, but the Wildcats' ability to beat all-comers can't be overlooked. Under Calipari, UK is 235-40 vs. unranked competition, an .855 winning percentage.

Always Efficient

According to Ken Pomeroy's calculations on kenpom.com, UK's teams under John Calipari have consistently ranked among the most efficient teams in the country per possession.

Year	Offense (Rank)	Defense (Rank)	Overall
2019	115.1 (20)	91.6 (11)	8th
2018	115.8 (24)	95.4 (22)	17th
2017	119.1 (12)	91.4 (7)	4th
2016	120.4 (5)	98.0 (53)	6th
2015	119.3 (5)	86.5 (2)	1st
2014	117.6 (10)	96.9 (41)	11th
2013	108.8 (42)	99.1 (129)	42nd
2012	122.9 (2)	88.2 (9)	1st
2011	118.1 (7)	90.4 (15)	6th
2010	116.1 (15)	86.2 (6)	3rd

through games on Jan. 22

National Domination

It took 117 seasons of basketball to do, but Kentucky has finally pulled off the rare and impressive feat of having defeated a team from all 50 states in the country.

North Dakota was the lone state from which the Wildcats had never played an opponent (nor, obviously, beaten one). UK finally had the opportunity in November and took care of business with a 96-58 win.

North Dakota is one of five states UK has played only once, the other four being Delaware, New Mexico, South Dakota and Vermont.

Tennessee -- not Kentucky -- is the state that UK has played more games, won more contests and dropped more matchups against than any other state because of Southeastern Conference rivals Tennessee and Vanderbilt.

2018-19 Lineup Comparison

A breakdown of Kentucky's most used lineups, including a breakdown of each lineup's +/- statistics:

Most Frequent Lineups	Total Minutes	Points For	Points Against	+/-	+/- per 40 min.
Hagens, Johnson, Herro, Travis, Washington	152:45	328	296	+32	+8.38
Johnson, Herro, Travis, Washington, Quickley	51:46	94	78	+16	+12.32
Hagens, Johnson, Herro, Travis, Montgomery	25:41	54	51	+3	+4.67
Johnson, Herro, Travis, Richards, Quickley	23:31	48	48	0	0.00
Hagens, Johnson, Herro, Washington, Richards	21:09	45	30	+15	+28.37
Hagens, Herro, Travis, Washington, Quickley	19:42	36	31	+5	+10.15
Johnson, Herro, Washington, Richards, Quickley	19:33	41	34	+7	+14.32
Johnson, Herro, Washington, Quickley, Montgomery	18:34	46	31	+15	+32.32
Johnson, Herro, Travis, Quickley, Montgomery	18:14	43	23	+20	+43.88
Hagens, Herro, Travis, Washington, Baker	18:05	31	31	0	0.00



NOTES

Baker Making up for Lost Time

Redshirt freshman guard Jemarl Baker Jr. made his much-anticipated debut vs. Seton Hall in New York. After redshirting last season and missing the first eight games of the 2018-19 season, Baker made his Kentucky debut late in the second half vs. the Pirates.

Baker did not record any statistics other than a minute of action, but it was an important minute for a player who has waited a long time to get on a college court in game action. He made his home debut against Utah and then really entered the regular rotation in a high-profile game with 15 key minutes -- a career high -- vs. No. 9/10 North Carolina.

Although he failed to score in the win vs. the Tar Heels, he showed his scoring ability in the late action vs. Utah and with a first-half 3-pointer at Louisville. Encouraged by John Calipari to shoot when he has the opportunity, Baker drilled a pair of 3-pointers on two attempts in just two minutes vs. the Utes for his first collegiate points. He was then a difference maker in UK's first SEC win of the season with four points, three assists and a rebound in 13 minutes vs. Texas A&M. John Calipari said he "changed the complexion" of the game because he was a "willing passer." He's received key minutes since and has been a regular in the rotation.

The sharpshooting guard out of Menifee, California, missed all of last season after undergoing knee surgery. He returned to full action over the summer but was withheld from game action, including the Bahamas, because of a few instances of swelling.

He averaged 17.1 points, 4.1 assists and 3.5 rebounds as a senior at Eleanor Roosevelt High School.

Forever Young

When PJ Washington, Quade Green (who has now transferred) and Nick Richards, three key pieces on the 2017-18 Southeastern Conference Tournament championship team, decided to return for their sophomore seasons, it marked a big boost in returning talent.

The trio accounted for 2,224 minutes, 905 points, 434 rebounds, 157 assists and 64 blocks a season ago. They combined for 80 starts in 2017-18. That's a lot by the John Calipari era standard.

As a matter of fact, throw in the returning reserves Brad Calipari and Jonny David and UK returned its highest percentage of minutes (33.1 percent), points (32.0 percent) and rebounds (30.6) since the 2014-15 team that went 38-1 and advanced to the Final Four. And that's not even factoring in a graduate transfer (Reid Travis) with more than 100 career starts.

But, to call this team experienced would be inaccurate -- at least according to Ken Pomeroy's experience rankings.

A year after checking in with the least amount of experience in the history of the KenPom.com rankings, UK is near the bottom once again.

Through the first 18 games of the season, Kentucky ranks 351 out of 353 teams in terms of experience with an average age of 0.66 years. It's the least experienced Power 5 team in the country, according to KenPom.

And according to one NCAA survey, UK is one of just 16 schools with one or fewer scholarship players that are seniors or graduate transfers. That same survey revealed that Kentucky is tied nationally for the second-most players who are sophomores or younger on scholarship.

Having said all that, it does rank as one of Calipari's most experienced teams at Kentucky, and that's important. Every team but one in the Calipari era has made the NCAA Tournament, but Calipari's best teams have always combined young talent with a few returning pieces.

The 2009-10 squad with John Wall and DeMarcus Cousins had veteran Patrick Patterson. The 2010-11 Final Four team had DeAndre Liggins and Josh Harrellson. The 2011-12 national championship team boasted three key returners in Terrence Jones, Doron Lamb and Darius Miller. The 2013-14 national runner-up squad featured Alex Poythress and Willie Cauley-Stein. And then the 2014-15 team that nearly ran the table had both Poythress and Cauley-Stein back again in addition to Andrew and Aaron Harrison and Dakari Johnson.

Comeback Cats

Kentucky came back from double-digit deficits in back-to-back games against Texas A&M and Vanderbilt. It was the first time that's happened since the Wildcats rallied from two straight double-figure holes at West Virginia and vs. Vanderbilt last January. The last time UK did it three straight times was vs. Florida, Vanderbilt and Texas A&M to end the 2016-17 regular season.

Both comeback victories this season had common denominators: slow starts. UK fell behind 10-0 to Texas A&M before trailing Vanderbilt 16-4 on Saturday.

Said John Calipari after the Vanderbilt hole: "We've got to figure out how we start games. It's getting ridiculous. It's five halves in a row where we just start the game and we're getting smashed."

Kentucky fared slightly better vs. Georgia but still trailed 11-6. The Wildcats seemed to put the problems behind them in their last two victories over Auburn and Mississippi State.

The obvious plus from the last three games is that UK found a way to fight back in both of the games and did so in fairly quick order. Against Texas A&M, Kentucky led by 12 at halftime, and after allowing Vanderbilt to score 22 points in the first 8:34 of Saturday's game, the Wildcats' defense limited the Commodores to just 25 points over the final 31:26 of game time.

Oddly enough, Vanderbilt has been at the wrong end of a number of double-digit comebacks:

- Jan. 12, 2019 - UK rallied from 12 down in the first half to win
- Jan. 30, 2018 - Kentucky came back from a 14-point deficit for the victory in overtime
- Feb. 28, 2017 - The Wildcats stormed back from a 19-point first-half hole for a dramatic victory over the Commodores
- Jan. 22, 1997 - UK trailed by 22 late in the first half in Nashville, Tenn., but found a way to rally and win

Bounce Back

The Wildcats don't lose very often during the John Calipari era, but when they do, they almost always bounce back. UK improved to 47-12 under Calipari following its loss to Alabama with a win over Texas A&M.

The Wildcats have only lost back-to-back games 12 times during the Calipari era with three of those losses having come during a four-game losing streak from Feb. 3-14, 2018. That was the first four-game losing streak under Calipari.

Previously, the last time UK lost four games in a row was in February 2009, when the Wildcats dropped four straight games to end the regular season. It's the first time Calipari had lost four straight since the end of the 2004-05 season at Memphis.

Calipari Plans to Redshirt for 2018-19

Junior Brad Calipari plans to redshirt for the 2018-19 season. If he doesn't play this season, he will have two seasons of eligibility remaining. He will continue to practice and travel with the team.

The two-time Southeastern Conference Academic Honor Roll member is on track to graduate in three years with a degree in communication. After that he plans to pursue graduate school.

Calipari has played in 27 career games in his first two seasons as a Wildcat and has recorded 11 points and five rebounds. He played in five of UK's six exhibition games in the preseason, totaling three points, three rebounds and two assists in 40 minutes. He played eight minutes vs. Transylvania but did not appear in the final tune-up against Indiana University of Pennsylvania.

Best in the Bluegrass

Kentucky has been dominant against teams in the state under John Calipari. With Saturday's win over Louisville, Kentucky is 17-2 against in-state foes with Calipari at the helm.

The mark also includes a 10-2 mark vs. Louisville. Two of the victories over the Cardinals came in postseason play. UK had its four-game winning streak snapped in 2016-17 but has won all five meetings played in Rupp Arena, including a 29-point blowout in 2017-18, the third-biggest margin of victory in the history of the series. Louisville's two wins have come by a combined six points.

Here's a list of the meetings between the state's two premier programs since Calipari took over at UK:

- Jan. 2, 2010 - UK won 71-62 at Rupp Arena
- Dec. 31, 2010 - UK won 78-63 at the KFC Yum! Center
- Dec. 31, 2011 - UK won 69-62 at Rupp Arena
- March 31, 2012 - UK won 69-61 at the Superdome (NCAA Final Four in New Orleans)
- Dec. 29, 2012 - Louisville won 80-77 at the KFC Yum! Center
- Dec. 28, 2013 - UK won 73-66 at Rupp Arena
- March 28, 2014 - UK won 74-69 at Lucas Oil Stadium (NCAA Sweet 16 in Indianapolis)
- Dec. 27, 2014 - UK won 58-50 at the KFC Yum! Center
- Dec. 26, 2015 - UK won 75-73 at Rupp Arena
- Dec. 21, 2016 - Louisville won 73-70 at the KFC Yum! Center
- Dec. 29, 2017 - UK won 90-61 at Rupp Arena
- Dec. 29, 2018 - UK won 71-58 at the KFC Yum! Center

Keep a Watchful Eye on These Cats

Stocked full of some of the nation's top talent, a handful of Wildcats are on a number of national watch lists to begin the season. In mid-January, Keldon Johnson was named to the Wooden Award midseason watch list for player of the year and Reid Travis is on the midseason list for the Lute Olson All America Team:

- Ashton Hagans - Naismith Defensive Player of the Year candidate
- Tyler Herro - Jerry West Award (Naismith Memorial Basketball Hall of Fame's best shooting guard)
- Keldon Johnson - John R. Wooden Award preseason and midseason (Los Angeles Athletic Club National Player of the Year), Citizen Naismith Trophy (Atlanta Tipoff Club NPOY), Julius Erving Award (HOF's best small forward)
- Nick Richards - Kareem Abdul-Jabbar Award (HOF's best center)
- PJ Washington - National Association of Basketball Coaches Division I Player of the Year, John R. Wooden Award, Citizen Naismith Trophy, Karl Malone Award (HOF's best power forward)
- Reid Travis - Lute Olson Award, NABC Division I Player of the Year, John R. Wooden Award, Citizen Naismith Trophy, Karl Malone Award (HOF's best power forward), Senior CLASS Award

Kentucky Signs Allen, Maxey

The first two dominoes of what expects to be another stellar Kentucky recruiting class fell this week with the official commitments of highly coveted prospects Tyrese Maxey and Don-taie Allen.

Both signed national letters of intent during the fall signing period and will be eligible to play for Kentucky starting with the 2019-20 season.

Maxey is a consensus top-10 player and a five-star prospect. Allen was a fast-riser in the recruiting rankings this summer and is a four-star prospect.

In every season in the Calipari era, the Wildcats have signed a top-three recruiting class according to the Recruiting Services Consensus Index, which tallies major recruiting rankings and plugs them into a formula to calculate a consensus ranking.

UK can only comment on prospective student-athletes who have signed official paperwork to play at Kentucky.

- Allen - At 6-foot-6, 200 pounds, Allen is a wing player by definition because of his ability to play both the guard and forward positions. His ability to shoot and handle the ball bodes



well for where the game is trending towards, but he'll also pose matchup problems for smaller defenders because of his athleticism and size. He dominated the Kentucky high school scene during his junior season, averaging 31.8 points and 11.4 rebounds for Pendleton. He shot 59.1 percent from the floor and 39.6 percent from 3-point range. He's ranked as high as No. 54 by Rivals. He's the first player from the state of Kentucky to sign a national letter of intent with UK since Dominique Hawkins and Derek Willis, who were both part of the class of 2013 (current freshman Zan Payne joined the team as a walk-on in the spring and did not sign an NLI)

- Maxey - A combo guard out of Garland, Texas, Maxey is a gifted scorer. He averaged 22.5 points, 7.0 rebounds, 3.1 assists and 2.3 steals per game last season while leading South Garland High School to the state semifinals. He was one of the leading scorers on the Nike summer circuit this past season. At 6-foot-4, 185 pounds, Maxey can play both guard positions because of his ability to put the ball in the basket, but he projects as a lead guard at the next level. Maxey is ranked as high as No. 7 overall by ESPN and No. 9 by Rivals. 247 Sports tabs him as the 10th-best overall player in his class. Perhaps his crowning prep achievement to this point was leading USA Basketball to a gold medal at the 2018 FIBA Americas Championship. With Maxey's contributions, Team USA posted a 6-0 record in St. Catharines, Canada. Maxey averaged 8.8 points and 2.0 rebounds during the run

Maxey Chosen for McDonald's All American Game

Kentucky signee Tyrese Maxey will continue the long-standing tradition of representing the Wildcats during the annual McDonald's All American Game after being one of 24 players selected for the 2019 edition of the game set for March 27 in Atlanta.

Joining an elite list that features some of the greatest players to play for Kentucky, Maxey will suit up for the west team in the 42nd edition of the game. Tipoff is set for 7 p.m. ET and it will air live on ESPN2.

With Maxey's selection, UK has signed 34 players during the John Calipari era who have been named to the prestigious high school event, more than any other school in the country during that time period. Kentucky can only publicize recruits who have signed letters of intent with the University of Kentucky. Multiple players from each of Calipari's signing classes have been tabbed McDonald's All Americans, including five each in 2013 and 2017.

Kentucky has signed 66 McDonald's All Americans since the team began in 1977, including current Wildcats Keldon Johnson (2018), EJ Montgomery (2018), Immanuel Quickley (2018), Nick Richards (2017) and PJ Washington (2017). Graduate transfer Reid Travis was also a McDonald's All American in 2014, although he did not sign with UK out of high school.

UK Led Nation with 31 Players on NBA Opening-Day Rosters

Every year the numbers gets bigger and wilder, but the bottom line remains the same: No school can match the Kentucky men's basketball team's ability to develop players and put them in the NBA.

A whopping 31 players on NBA opening-day rosters (including two-way, inactive and suspension lists) played and finished their college basketball careers at the University of Kentucky, the nation's most prolific NBA player-producing program in the country. UK's 31 players were once again the most of any college basketball program, beating the next-closest school (Duke with 25) by six players.

Of the 31 players in the NBA to start the 2018-19 season, 6.3 percent played and finished their college basketball careers at UK. There are actually fewer teams without a Wildcat (11) than there are NBA teams featuring Wildcats (19).

Kentucky's NBA dominance was best represented in Sacramento, Denver, New Orleans and Oklahoma City, where a combined 13 Wildcats now play at the highest level of the game. Former UK stars Willie Cauley-Stein, De'Aaron Fox, Wenyen Gabriel and Skal Labissiere call Sacramento their home; Trey Lyles, Jamal Murray and Jarred Vanderbilt play for Denver; Anthony Davis, Darius Miller and Julius Randle are in New Orleans; and Hamidou Diallo, Nerlens Noel and Patrick Patterson suit up for OKC.

Three other franchises – the Milwaukee Bucks (Eric Bledsoe, Jodie Meeks) the Charlotte Hornets (Michael Kidd-Gilchrist, Malik Monk) and the New York Knicks (Enes Kanter, Kevin Knox) – opened the season with at least two Wildcats apiece.

Of the 31 Wildcats on an opening-day NBA roster, coach John Calipari has coached 29 of them. With Tyreke Evans (Indianapolis Pacers) and Derrick Rose (Minnesota Timberwolves), who played for Calipari at Memphis, Calipari has coached 31 players on 2018-19 opening-day rosters.

Using figures compiled by basketball-reference.com and spotrac.com, Calipari-coached players only (which includes Rose and Evans but not Meeks or Rondo) have amassed nearly \$1.9 billion in career NBA contracts (\$1.87 billion). In the nine seasons Calipari has been the head coach at Kentucky, his players have totaled more than \$1.5 billion in NBA contracts.

In just the 2018-19 season alone, UK players are slated to make almost \$190 million. Calipari-coached players only (which includes Rose and Evans but not Meeks or Rondo) will make nearly \$195 million.

Among the most noteworthy performances of the season so far:

- Fox not only posted his first career triple-double on Nov. 1, he became the youngest player in league history to record 30 or more points, 15 or more assists, and 10 or rebounds in a game. He joined LeBron James as the only players in NBA history to record 30-point triple-doubles before their 21st birthday
- Devin Booker hit the game-winning shot at the buzzer vs. the Memphis Grizzlies on Nov. 4

- Kanter became the first Knick since 1970-71 to record 20 points and 20 rebounds off the bench with his 23-point, 24-rebound effort vs. the Bulls on Nov. 5
- Murray just missed out on becoming the eighth former Calipari player to score 50 or more points in a game with a career-high 48 points vs. the Celtics on Nov. 5
- Randle recorded a triple-double vs. the San Antonio Spurs on Nov. 19. In the process, he became just the fourth player in NBA history to record a triple-double in 25 minutes or less
- Davis reached 10,000 points on Nov. 21, becoming the eighth-youngest player to do so
- Kanter recorded his fourth career 20-20 game as a Knick on Nov. 25. He's one of eight players to have done it four times with the Knicks
- Knox scored 26 points off the bench on Dec. 1 to become the youngest player in franchise history to score 20 or more points
- On Dec. 9, Knox joined LeBron James as just the second player in NBA history with at least 25 points and 15 rebounds as a teenager. He also became just the second Knicks rookie over the last 35 years with 25 points and 15 rebounds in a game
- Davis tallied his 15th career 40-point, 15-rebound effort on Dec. 10. Only Shaquille O'Neal (19) has more over the last 35 years in the NBA
- On Dec. 16, John Wall became the second player in Washington's history to have multiple career games with 40 or more points and 10 or more assists
- On Jan. 3, Knox was named the Eastern Conference Rookie of the Month for his play during the month of December. He led the conference's rookies in scoring (17.1 ppg), 3-pointers (33), was second in rebounding (6.0 rpg) and led all rookies in minutes (34.9 mpg). He's the sixth different former UK player to win a Rookie of the Month honor
- Murray scored 34 of his 36 points in the second half on Jan. 3 in a win over the Kings. It was the most points scored in a half by a Nuggets player since Carmelo Anthony had 36 in the second half vs. Minnesota on Dec. 10, 2008
- On Jan. 8, Noel charted his 20th consecutive game with at least one block, marking the longest such streak in the NBA this season
- Towns posted monster numbers on Jan. 12 vs. the Pelicans, recording 27 points, a career-high 27 rebounds and four blocks. According to the Timberwolves, he's one of just five players in NBA history to post those numbers or better
- According to the Athletic, as of Jan. 12, 12 former Kentucky players have scored at least 25 points in a game this season, 14 have grabbed at least 10 rebounds in a game and seven have dished at least 10 assists in a game
- Davis recorded his 10th 45-point, 15-rebound game on Jan. 14. He's the only player since at least 1983 to have 10 or more, according to Basketball Reference
- Knox became the sixth-youngest player in NBA history to score 30 or more points in a game on Jan. 14. Booker is among those top six
- DeMarcus Cousins made his much-anticipated return from an achilles tear a year earlier with 14 points, six rebounds and three assists in 15 minutes on Jan. 18
- With 27 points against the Blazers on Jan. 24, Booker became the fifth-youngest player to register 5,000 career points. Only LeBron James, Kevin Durant, Carmelo Anthony and Dwight Howard did it faster

Four Drafted in 2018; Five Make NBA Rosters

Kentucky's aforementioned presence in the NBA was bolstered by yet another strong NBA Draft. Four players -- Hamidou Diallo (45th), Shai Gilgeous-Alexander (11th), Kevin Knox (ninth) and Jarred Vanderbilt (41st) were all selected in the 2018 NBA Draft.

Wenyen Gabriel went undrafted but proved himself worthy of a chance with a team with a great summer of workouts and NBA Summer League showing. Ultimately the Sacramento Kings signed him to a two-way deal.

In nine seasons with John Calipari at the helm, Kentucky has churned out three No. 1 selections, 26 first-rounders, 19 lottery picks and 35 total players in the NBA Draft. The 35 draft picks are nearly twice as many as the next school (Duke). With another surge of first-round picks, Kentucky has more first-round selections (36) than any other school in the NBA lottery era (since 1985).

Football Success Spells Basketball Glory?

The Kentucky football team enjoyed a historic season in 2018. The Wildcats accomplished all sorts of firsts, set school records and competed for a conference championship until late in the season. UK ultimately finished with 10 wins for the first time since 1977, punctuated by a victory over Penn State in the VRBO Citrus Bowl.

So what in the world does that have to do with Kentucky basketball?

Well, if you're into historical omens, past football success has coincidentally served as a precursor to the ultimate college basketball accomplishment. In the previous two fall seasons that UK football won at least 10 games, in the fall of 1950 and the fall of 1977, Kentucky basketball followed with a national championship in the spring of 1951 and the spring of 1978.

Can the basketball Wildcats make it three for three?

Davis Inducted into UK Athletics Hall of Fame

Anthony Davis was inducted into the UK Athletics Hall of Fame as a member of the 2017 class in September.

Davis led UK to the 2012 national championship with one of the most dominating seasons by a freshman in college basketball history. A winner of virtually every major national award,

Wins vs. Losses

Result	FG%	Opp. FG%	3-Pt. FG%	Opp 3-Pt. FG%	FT%	RPG	APG	TOPG	BPG	SPG	PPG	Opp PPG
Wins	.498	.397	.379	.339	.744	38.8	14.1	13.7	5.5	7.6	79.9	62.4
Losses	.435	.492	.255	.440	.776	35.7	15.0	13.7	4.3	3.7	80.7	93.0



NOTES

Davis was tabbed, among others: National Player of the Year, NCAA Final Four Most Outstanding Player, NCAA Consensus First Team All-American, National Freshman of the Year, Southeastern Conference Player of the Year, SEC Defensive Player of the Year and SEC Freshman of the Year.

The 2011-12 Wildcat guided UK to a 38-2 record and an SEC regular-season championship while shattering the single-season school record for blocks in a season with 186, which ranks as the fourth in NCAA history.

Davis was selected No. 1 overall in the 2012 NBA Draft and is now in his seventh season in the league. He's a five-time NBA All-Star, a three-time All-NBA First Team member, the 2017 NBA All-Star MVP and a 2012 Olympic gold medalist.

Success Rate

The Wildcats received an NCAA award in the spring of 2018 for placing in the top 10 percent of all men's basketball teams in the country in the NCAA's annual Academic Progress Rate. UK scored a perfect 1,000. It's the fourth straight year the men's basketball team received the award and the fifth time since 2009.

The APR provides a real-time look at a team's academic success by the progress of each student-athlete on scholarship. The APR measures academic eligibility, retention and graduation. The scores are a four-year composite, covering the 2013-14 through 2016-17 school years.

Every Division I sports team across the nation calculates its APR each academic year, similar to a report card. Scholarship student-athletes each semester earn one point for remaining eligible and one point for staying in school or graduating.

UK has received a perfect 1,000 mark in each of the last five single-year APR rates. The NCAA cut score to compete in the 2017-18 postseason is a 930 four-year APR. Teams scoring below 930 can face consequences intended to direct additional focus on academics. Those penalties can include practice restrictions and playing-season reductions.

Kentucky to Remain in Champions Classic through 2022

The State Farm Champions Classic, perhaps the signature annual event of the college basketball regular season, will continue through 2022 with Kentucky a part of it.

The Champions Classic, a neutral-site doubleheader featuring UK, Duke, Kansas and Michigan State, has added three more years to the current series, which was played in Indianapolis this season and New York next year. The additional three years will bring the event back to Chicago in 2020, New York in 2021 and Indianapolis in 2022.

UK, which played Duke this season at Bankers Life Fieldhouse in Indianapolis to tip off the season, will get Michigan State in 2019, Kansas in 2020, Duke in 2021 and Michigan State in 2022.

The event has been one of the most-watched collegiate events since its inception in 2011 with millions of fans tuning in every year. The series, which pits four programs that have a combined 18 national championships, 56 Final Four appearances and four Naismith Memorial Basketball Hall of Fame coaches, has been tightly bunched. Duke leads the pack with a 5-3 record, UK and Kansas are tied at 4-4, and Michigan State trails with a 3-5 mark.

Kentucky is also still a part of the CBS Sports Classic, which is currently under contract through 2019. UK will play North Carolina on Dec. 22 in Chicago as a part of that series and Ohio State on Dec. 21, 2019, in Las Vegas.

Green Transfers from Kentucky

Sophomore guard Quade Green decided in December to transfer from the University of Kentucky. He will play at Washington next season.

"I have loved my time at Kentucky and love Coach Cal and the staff," Green said. "This was a difficult decision and one I didn't take lightly. However, after talking with my family and the coaching staff, I just felt like it was best that I explore other opportunities for my athletic and academic future. I have enjoyed my time at Kentucky and I'll never forget the Big Blue Nation for its love and its support."

Green appeared in 43 games for the Wildcats over parts of two seasons, averaging 9.0 points and 2.6 assists per game. He was third on the 2017-18 team as a freshman with 41 3-pointers and had made 11 of 26 this season (42.3 percent).

The Philadelphia native started 13 of 34 games in 2017-18 and was averaging 17.8 minutes per game this season. He played a key role on the 2018 Southeastern Conference Tournament championship team, topping double figures 17 times, including six of his final 11 games played. He had three or more assists in 17 games last season. Green hit the game-winning layup in a comeback victory vs. Vanderbilt.

"I met with Quade yesterday and we talked through a lot of different things," UK men's basketball head coach John Calipari said. "The thing that struck me most is what a great kid Quade is. He felt like he was in a position that he couldn't overcome and he had the maturity to come in and sit down and talk through it with me."

"Quade has my full support with this decision. We haven't had many kids leave, but when we do, we always support them and, in just about every case, stay in touch with each other. I hope that will be the case with Quade."

Green scored in double figures in four games this season, including a season-high 17 points with three 3-pointers vs. VMI. He made a career-high four 3-pointers vs. Monmouth and dished out three or more assists in five games this season.



KENTUCKY BY THE NUMBERS

Date	Opponent	Result	Points	Rebounds	Blocks	Steals	Assists
N.6	#4/3 Duke ¹	L, 118-84	Johnson - 23	Herro - 9	Herro - 2 [^]	Johnson - 1	Herro - 5
N.9	SOUTHERN ILLINOIS	W, 71-59	Two tied - 15	Richards - 19 [^]	Richards - 3 [^]	Quickley - 2	Two tied - 3
N.14	NORTH DAKOTA ²	W, 96-59	Washington - 25 [^]	Johnson - 10 [^]	Two tied - 2 [^]	Herro - 5 [^]	Green - 5 [^]
N.18	VMI ²	W, 92-82	Travis - 22	Washington - 18 [^]	Montgomery - 3 [^]	Two tied - 2 [^]	Hagans - 4 [^]
N.21	WINTHROP ²	W, 87-74	Washington - 19 [^]	Washington - 11 [^]	Two tied - 2 [^]	Washington - 3 [^]	Herro - 7 [^]
N.23	TENNESSEE STATE ²	W, 77-62	Johnson - 27 [^]	Travis - 9 [^]	Two tied - 2 [^]	Washington - 2 [^]	Green - 4 [^]
N.28	MONMOUTH	W, 90-44	Herro - 16 [^]	Two tied - 8 [^]	Richards - 3 [^]	Herro - 5 [^]	Two tied - 3 [^]
D.1	UNC GREENSBORO	W, 78-61	Travis - 22 [^]	Travis - 12 [^]	Four tied - 1	Hagans - 3 [^]	Hagans - 3 [^]
D.8	Seton Hall ³	L, 84-83 ^{OT}	Washington - 29 [^]	Washington - 12 [^]	Washington - 4 [^]	Travis - 2	Two tied - 4
D.15	UTAH	W, 88-61	Johnson - 24 [^]	Montgomery - 5	Washington - 3 [^]	Two tied - 2 [^]	Hagans - 7 [^]
D.22	#9/10 North Carolina ⁴	W, 80-72	Johnson - 21 [^]	Washington - 10 [^]	Two tied - 2 [^]	Hagans - 8 [^]	Washington - 8 [^]
D.29	at rv/rv Louisville	W, 71-58	Herro - 24 [^]	Washington - 8	Washington - 4 [^]	Hagans - 3 [^]	Two tied - 3
J. 5	at Alabama*	L, 77-75	Washington - 15	Two tied - 7	Richards - 1	Two tied - 3 [^]	Hagans - 6 [^]
J. 8	TEXAS A&M *	W, 85-74	Herro - 21 [^]	Johnson - 6	Two tied - 2 [^]	Hagans - 5 [^]	Hagans - 5 [^]
J. 12	VANDERBILT *	W, 56-47	Two tied - 15 [^]	Travis - 12 [^]	Travis - 2 [^]	Hagans - 3 [^]	Hagans - 4 [^]
J. 15	at Georgia*	W, 69-49	Hagans - 23 [^]	Two tied - 7	Richards - 3 [^]	Hagans - 4 [^]	Two tied - 4 [^]
J. 19	at #14/12 Auburn*	W, 80-82	Two tied - 20	Three tied - 7	Two tied - 1	Hagans - 3 [^]	Hagans - 6 [^]
J. 22	#22/22 MISSISSIPPI STATE	W, 76-55	Washington - 21 [^]	Travis - 12	Washington - 4 [^]	Johnson - 3 [^]	Hagans - 9 [^]
J. 26	#9/10 KANSAS ⁵						
J. 29	at Vanderbilt*						
F. 2	at Florida*						
F. 5	SOUTH CAROLINA *						
F. 9	at Mississippi State*						
F. 12	LSU *						
F. 16	TENNESSEE *						
F. 19	at Missouri*						
F. 23	AUBURN *						
F. 26	ARKANSAS *						
M. 2	at Tennessee*						
M. 5	at Ole Miss*						
M. 9	FLORIDA *						

All games in **BOLD CAPS**; *SEC game, ^ game high
 1 - Champions Classic (Bankers Life Fieldhouse | Indianapolis)
 2 - Ohio Valley Hardwood Showcase (Rupp Arena)
 3 - CITI Sports Classic (Madison Square Garden | New York)
 4 - CBS Sports Classic (United Center | Chicago)
 5 - SEC/BIG 12 Challenge (Rupp Arena)

Times Led	Times Led	Times Led	Times Led	Times Led
Johnson - 7	Washington - 8	Richards - 9	Hagans - 9	Hagans - 13
Washington - 5	Travis - 5	Montgomery - 6	Herro - 3	Green - 4
Herro - 4	Johnson - 3	Washington - 6	Johnson - 3	Herro - 3
Hagans - 2	Herro - 3	Travis - 3	Washington - 3	Washington - 3
Travis - 2	Richards - 2	Herro - 2	Green - 1	
Quickley - 1	Hagans - 1	Hagans - 1	Quickley - 1	
	Montgomery - 1		Travis - 1	

Comparing the Calipari Era

A look at the statistics throughout the John Calipari era following 18 games ...

Year	FG%	Opp. FG%	3-Pt. FG%	FT%	RPG	Assists	TOs.	Blocks	Steals	Points	PPG	Record
2018-19	.486	.415	.357	.751	38.3	257	247	95	125	1440	80.0	15-3
2017-18	.486	.408	.350	.678	38.1	258	254	98	113	1399	77.7	14-4
2016-17	.496	.414	.357	.683	41.4	325	199	111	117	1680	93.3	16-2
2015-16	.464	.409	.320	.667	39.8	242	227	102	115	1394	77.4	14-4
2014-15	.457	.322	.358	.688	41.2	288	206	146	138	1359	75.5	18-0
2013-14	.472	.389	.311	.672	43.0	223	229	121	79	1434	79.7	14-4
2012-13	.484	.382	.363	.642	39.2	276	233	139	128	1366	75.9	12-6
2011-12	.483	.356	.367	.716	40.7	245	240	164	125	1427	79.3	17-1
2010-11	.460	.382	.408	.690	40.4	245	198	123	110	1426	79.2	14-4
2009-10	.500	.385	.390	.686	41.3	291	272	130	132	1479	82.2	18-0



MISCELLANEOUS STATS

Team Leaders

NO.	NAME	GAME LEADERS					GAMES WITH							
		PTS.	REBS.	BLKS.	ASSTS.	STLS.	10+ PTS	20+ PTS	10+REBS	3+ASSTS	3+BLKS	3+STLS	3+3S	DOUBLE-DOUBLE
0	Quade Green	- (3)	- (1)	-	4 (11)	1 (5)	4 (21)	- (1)	-	5 (22)	-	1 (1)	2 (6)	-
2	Ashton Hagans	2 (2)	1 (1)	1 (1)	13 (13)	9 (9)	5 (5)	1 (1)	15 (15)	-	8 (8)	-	-	
3	Keldon Johnson	7 (7)	3 (3)	-	-	3 (3)	14 (14)	5 (5)	2 (2)	-	3 (3)	2 (2)	2 (2)	
4	Nick Richards	- (1)	2 (10)	9 (21)	-	-	1 (8)	- (1)	1 (2)	-	3 (7)	-	- (1)	
5	Immanuel Quickley	1 (1)	-	-	-	1 (1)	5 (5)	-	2 (2)	-	1 (1)	1 (1)	-	
10	Jonny David	-	-	-	-	-	-	-	-	-	-	-	-	
12	Brad Calipari	-	-	- (1)	-	-	-	-	-	-	-	-	-	
13	Jemarl Baker Jr.	-	-	-	-	-	-	-	1 (1)	-	-	-	-	
14	Tyler Herro	4 (4)	3 (3)	2 (2)	3 (3)	3 (3)	14 (14)	3 (3)	7 (7)	-	2 (2)	6 (6)	-	
21	Zan Payne	-	-	-	-	-	-	-	-	-	-	-	-	
22	Reid Travis*	2 (38)	5 (54)	3 (14)	- (3)	1 (16)	11 (80)	4 (32)	3 (34)	1 (6)	- (2)	- (1)	1 (27)	
23	EJ Montgomery	-	1 (1)	6 (6)	-	-	1 (1)	-	-	1 (1)	-	-	-	
25	PJ Washington	5 (11)	8 (15)	6 (17)	3 (6)	3 (13)	9 (32)	3 (5)	4 (7)	5 (13)	4 (6)	1 (4)	2 (2)	

Career total in (parentheses); *Includes Stanford career

Starting Lineups

Guard	Guard	G/F	Forward	Forward	Games	W-L
Hagans	Herro	Johnson	Washington	Travis	11	8-3
Quickley	Herro	Johnson	Washington	Travis	4	4-0
Quickley	Herro	Johnson	Washington	Richards	2	2-0
Quickley	Herro	Johnson	Washington	Montgomery	1	1-0

Starter	Games Started	Wins	Losses
Hagans	11	8	3
Herro	18	15	3
Johnson	18	15	3
Montgomery	1	1	0
Quickley	7	7	0
Richards	2	2	0
Travis	15	12	3
Washington	18	15	3

Streaks

Overall	Won 5
Unranked AP teams anywhere	Won 3
Ranked AP teams anywhere	Won 3
Home	Won 14
Home AP ranked teams	Won 1
Home AP unranked teams	Won 15
Home SEC	Won 6
Home nonconference	Won 17
Home AP ranked SEC	Won 1
Home AP unranked SEC	Won 7
Home AP ranked nonconference	Lost 1
Home AP unranked nonconference	Won 51
Road	Won 2
Road AP ranked teams	Won 1
Road AP unranked teams	Won 1
Road SEC	Won 2
Road nonconference	Won 2
Road AP ranked SEC	Won 1
Road AP unranked SEC	Won 1
Road AP ranked nonconference	Won 1
Road AP unranked nonconference	Won 1
Neutral	Won 1
Neutral AP ranked teams	Won 1
Neutral AP unranked teams	Lost 2
Neutral SEC	Won 12
Neutral nonconference	Won 1
Neutral AP ranked SEC	Won 3
Neutral AP unranked SEC	Won 11
Neutral AP ranked nonconference	Won 1
Neutral AP unranked nonconference	Lost 2
Active Consecutive Made Starts	16
PJ Washington	24
Tyler Herro	18
Keldon Johnson	18
Reid Travis	12
Ashton Hagans	10
Active Consecutive Made Free Throws	19
Tyler Herro	22
Jonny David	2
Keldon Johnson	2
Immanuel Quickley	2
Nick Richards	2
Reid Travis	2
Jemarl Baker Jr.	1
Active Consecutive Games with a 3-Pointer	24
PJ Washington	3
Tyler Herro	2
EJ Montgomery	1
Immanuel Quickley	1

Win-Loss Margins

Margin	Games Won	Games Lost
1	1	1
2	1	1
3	1	1
4	1	1
5	1	1
6	1	1
7	1	1
8	1	1
9	1	1
10	1	1
11	1	1
12	1	1
13	2	1
14	1	1
15	1	1
16	1	1
17	1	1
18	1	1
19	1	1
20	1	1
21	1	1
22	1	1
23	1	1
24	1	1
25+	3	1

Dunk Tracker

Player	Dunks in 2018-19	Dunks in Career
PJ Washington	18	58
Nick Richards	12	40
Reid Travis	15	15 (UK only)
Keldon Johnson	12	12
EJ Montgomery	10	10
Ashton Hagans	3	3
Tyler Herro	2	2

Fast Facts

Shooting Percentage	.486
Avg. Assists Per Game	14.3
Points Off Turnovers	19.4
Second-Chance Points	11.1
Points in the Paint	37.4
Fast Break Points	12.6
Bench Points	19.6
Points Per Possession	1.132
Avg. Time of Possession	17.2

How UK Scored Its First Points

Player	Dunk/Layup	Jumper	3PT	FT
Hagans	1	-	-	-
Herro	1	1	1	-
Johnson	1	3	3	-
Quickley	-	-	-	1
Travis	1	2	-	1
Washington	2	-	-	-

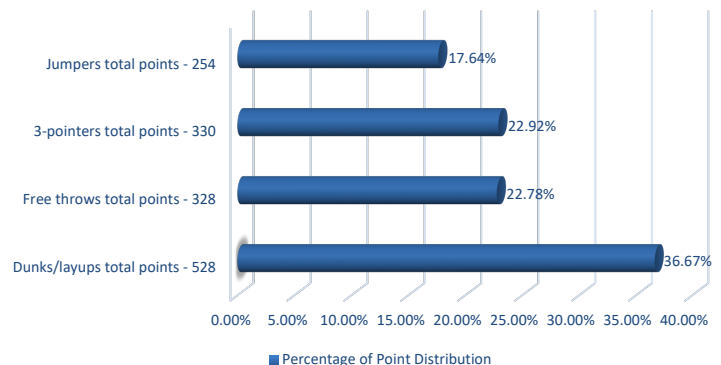
Kentucky's Record When

KENTUCKY RECORD	ALL	SEC
Leading at halftime:	13-2	4-1
Tied at the half:	0-0	0-0
Trailing at halftime:	2-1	1-0
Shoot 50% or better:	8-0	3-0
Shoot less than 50%:	7-3	2-1
Shoot higher % than opp.:	14-0	4-0
Shoot lower % than opp.:	1-3	1-1
Opp. shoot worse than 50%:	15-2	5-1
Opp. shoot 50% or higher:	0-1	0-0
Score less than 60 points:	1-0	1-0
Score 60-69 points:	1-0	1-0
Score 70-79 points:	5-1	1-1
Score 80-89 points:	5-2	2-0
Score 90-99 points:	3-0	0-0
Score 100+ points:	0-0	0-0
Opp. score less than 60 pts.:	7-0	3-0
Opp. score 60-69 pts.:	3-0	0-0
Opp. score 70-79 pts.:	3-1	1-1
Opp. score 80-89 points:	2-1	1-0
Opp. score 90-99 points:	0-0	0-0
Opp. score 100+ points:	0-1	0-0
Outrebounded opponent:	13-1	4-0
Outrebounded by opponent:	2-2	1-1
Equal number of rebounds:	0-0	0-0
Fewer turnovers than opp.:	8-2	2-1
Same turnovers as opp.:	2-0	0-0
More turnovers than opp.:	5-1	3-0
Make 8 or more 3-pointers:	4-0	1-0
Make 7 or fewer 3-pointers:	11-3	4-1
Games decided by 5 or fewer:	1-2	1-1
Overtime games:	0-1	0-0

KENTUCKY RECORD	ALL	SEC
On CBS:	1-0	0-0
On ESPN/ESPN2/ESPNU:	6-2	3-1
On FOX:	0-1	0-0
On SEC Network/(+):	8-0	2-0
vs. SEC at home:	3-0	3-0
vs. SEC on road:	2-1	2-1
Games vs. AP ranked opp.:	3-1	2-0
Games following a loss:	3-0	1-0
Games following a win:	12-2	4-1
More points in the paint:	13-2	5-1
Fewer/Same points in the paint:	2-1	0-0
More bench points than opp.:	8-0	3-0
Fewer or same bench pts.:	7-3	2-1
More 2nd-chance points:	9-1	2-1
Fewer or same 2nd chance pts.:	6-2	3-0
More or same points off TOs:	12-1	5-1
Fewer points off TOs:	3-2	0-0
On Monday:	0-0	0-0
On Tuesday:	3-1	3-0
On Wednesday:	3-0	0-0
On Thursday:	0-0	0-0
On Friday:	2-0	0-0
On Saturday:	6-2	2-1
On Sunday:	1-0	0-0
In November	6-1	0-0
In December	4-1	0-0
In January	5-1	5-1
In February	0-0	0-0
In March	0-0	0-0
In April	0-0	0-0

How the Cats are Scoring

Percentage of Point Distribution



THE LAST TIME UK ...

INDIVIDUALS

SCORING

Scored 25 points: PJ Washington (29) vs. Seton Hall, 12/8/18
Scored 30 points: Shai Gilgeous-Alexander (30) vs. Vanderbilt, 1/30/18
Scored 35 Points: De'Aaron Fox (39) vs. UCLA, 3/24/17
Scored 40 points: Malik Monk (47) vs. North Carolina, 12/17/16
Scored 45 points: Malik Monk (47) vs. North Carolina, 12/17/16
Scored 50 points: Jodie Meeks (54) at Tennessee, 1/13/09
Scored 55 points: Never
Two players had 20 points: Keldon Johnson (20), Tyler Herro (20), at Auburn, 1/19/19
Three players had 20 points: DeMarcus Cousins (27)/John Wall (21)/Patrick Patterson (20) vs. Sam Houston State, 11/19/09
Two players had 30 points: Patrick Patterson (33) and Jodie Meeks (32) vs. Tennessee State, 12/22/08
Scored 20 points in two straight games: Keldon Johnson (2) 12/15/18 - 12/22/18
Scored 20 points in three straight games: Kevin Knox (3) 2/20/18 - 2/28/18
Scored 20 points in four straight games: Malik Monk (4) 11/23/16 - 12/3/16
Scored 20 points in five straight games: Jamal Murray (12) 2/2/16 - 3/12/16
Scored 20 points in six straight games: Jamal Murray (12) 2/2/16 - 3/12/16
Scored 20 points in seven straight games: Jamal Murray (12) 2/2/16 - 3/12/16
Scored 20 points in eight straight games: Jamal Murray (12) 2/2/16 - 3/12/16
Scored 20 points in nine straight games: Jamal Murray (12) 2/2/16 - 3/12/16
Scored 20 points in 10 straight games: Jamal Murray (12) 2/2/16 - 3/12/16
Scored 20 points in 11 straight games: Jamal Murray (12) 2/2/16 - 3/12/16
Scored 20 points in 12 straight games: Jamal Murray (12) 2/2/16 - 3/12/16
Scored 20 points in 15 straight games: Dan Issel (18) 12/1/69 - 2/7/70
Scored 25 points in three straight games: Tayshaun Prince (3) 3/11/01-3/17/01
Scored 30 points in two straight games: Jodie Meeks vs. Appalachian State (46) 12/20/08; vs. Tennessee State (32) 12/22/08
Scored 30 points in three straight games: Dan Issel (6) 2/14/70 - 3/2/70
Scored in double figures in 10 straight games: Shai Gilgeous-Alexander (10) 2/20/18-3/22/18
Scored in double figures in 15 straight games: Malik Monk (30) 11/11/16-2/28/17
Scored in double figures in 20 straight games: Malik Monk (30) 11/11/16-2/28/17
Scored in double figures in 25 straight games: Malik Monk (30) 11/11/16-2/28/17
Scored in double figures in 30 straight games: Malik Monk (30) 11/11/16-2/28/17
Scored in double figures in 33 straight games: Jamal Murray (34) 11/17/15 - 3/19/16
Scored in double figures in 34 straight games: Jamal Murray (34) 11/17/15 - 3/19/16
Scored in double figures in 35 straight games: Kenny Walker (36) 11/14/85 - 3/22/86
Five players scored in double figures: PJ Washington (15), Keldon Johnson (13), Ashton Hagans (12), Tyler Herro (12), Reid Travis (12) at Alabama, 1/5/19
Six players scored in double figures: Kevin Knox (21), Shai Gilgeous-Alexander (14), Quade Green (12), PJ Washington (12), Hamidou Diallo (11), Jarred Vanderbilt (11) vs. Missouri, 2/24/18
Seven players scored in double figures: Randolph Morris (17), Kelenna Azubuike (15), Patrick Sparks (14), Chuck Hayes (12), Rajon Rondo (11), Ravi Moss (10) and Rameel Bradley (10) vs. Mississippi State 2/19/05,
Four players with 15 or more points: Kevin Knox (22), Quade Green (18), Shai Gilgeous-Alexander (17), Wenyen Gabriel (15) vs. Ole Miss, 2/28/18

DOUBLE-DOUBLES

Double-double: PJ Washington (11 points, 10 rebounds) vs. North Carolina, 12/22/18
Triple-double: Isaiah Briscoe (19 points, 11 rebounds, 10 assists) at Ole Miss, 12/29/16
20-10 (rebs) game: PJ Washington (29 points, 12 rebounds)

vs. Seton Hall, 12/8/18
20-10 (assts) game: De'Aaron Fox (24 points, 10 assists) vs. North Carolina, 12/17/16
20-15 game: Nick Richards (25 points, 15 rebounds) vs. Fort Wayne, 11/22/17
30-10 game: Tayshaun Prince (33 points, 11 rebounds) vs. Tennessee State, 12/22/98
Back-to-back 20-10 games: Julius Randle (3) 11/8/13 - 11/10/13
Three straight 20-10 games: Julius Randle (3) 11/8/13 - 11/12/13
Double-double in points and rebs.: PJ Washington (11 points, 10 rebounds) vs. North Carolina, 12/22/18
Double-double in points and assists: Isaiah Briscoe (19 points, 10 assists) at Ole Miss, 12/29/16
Double-double in points and blocks: Never
Double-double in points and steals: Never
Double-double in two consecutive games: PJ Washington (19 p, 18 r) vs. VMI, 11/18/18; (19 p, 11 r) vs. Winthrop, 11/21/18
Double-double in three consecutive games: - Julius Randle (19 p, 15 r) vs. Kansas State, 3/21/14; (13 p, 10 r), vs. Wichita State, 3/23/14; (15 p, 12 r), vs. Louisville, 3/28/14; (16 p, 11 r), vs. Michigan, 3/30/14
Double-double in four consecutive games: Julius Randle (19 p, 15 r) vs. Kansas State, 3/21/14; (13 p, 10 r), vs. Wichita State, 3/23/14; (15 p, 12 r), vs. Louisville, 3/28/14; (16 p, 11 r), vs. Michigan, 3/30/14
Double-double in five consecutive games: Julius Randle (14 p, 10 r) at Arkansas, (2/27/14); (10 p, 15 r) at South Carolina (3/1/14); (12 p, 11 r) vs. Alabama, (3/4/14); (16 p, 10 r) at Florida, (3/8/14); (17 p, 16 r) vs. LSU, (3/14/14); (12 p, 11 r) vs. Georgia, (3/15/14)
Double-double in six consecutive games: Julius Randle (14 p, 10 r) at Arkansas, (2/27/14); (10 p, 15 r) at South Carolina (3/1/14); (12 p, 11 r) vs. Alabama, (3/4/14); (16 p, 10 r) at Florida, (3/8/14); (17 p, 16 r) vs. LSU, (3/14/14); (12 p, 11 r) vs. Georgia, (3/15/14)
Double-double in seven consecutive games: Julius Randle (7) 11/18/13-11/27/13
Double-double in 10 consecutive games: Jim Andrews, 1972-73 season
Two players record double-doubles: Reid Travis (22 points, 12 rebounds), Keldon Johnson (13 points, 11 rebounds) vs. UNC Greensboro, 12/1/18
Three players record double-doubles: DeMarcus Cousins (19 pts, 14 rebs)/Patrick Patterson (19 pts, 10 rebs)/John Wall (18 pts, 10 rebs) at Mississippi State, 2/16/10
Four players record double-doubles: Jack Givens (30 pts, 13 rebs)/Kyle Macy (16 pts, 10 assts)/Mike Phillips (22 pts, 18 rebs)/Rick Robey (23 pts, 13 rebs) vs. Southern Methodist, 11/26/77
Five players record double-doubles: Never

FIELD GOALS

Made 12 FG in a game: Shai Gilgeous-Alexander (12) vs. Vanderbilt, 1/30/18
Made 15 FG in a game: Malik Monk (18) vs. North Carolina, 12/17/16
Made 16 FG in a game: Malik Monk (18) vs. North Carolina, 12/17/16
Made 17 FG in a game: Malik Monk (18) vs. North Carolina, 12/17/16
Made 18 FG in a game: Malik Monk (18) vs. North Carolina, 12/17/16
Made 19 FG in a game: Dan Issel (19) vs. Alabama, 2/23/70
Made 20 FG in a game: Dan Issel (23) vs. Ole Miss, 2/7/70
Made 21 FG in a game: Dan Issel (23) vs. Ole Miss, 2/7/70
Made 22 FG in a game: Dan Issel (23) vs. Ole Miss, 2/7/70
Made 23 FG in a game: Dan Issel (23) vs. Ole Miss, 2/7/70
Made 24 FG in a game: Never
Attempted 17 FG in a game: Ashton Hagans (18) at Georgia, 1/15/19
Attempted 18 FG in a game: Ashton Hagans (18) at Georgia, 1/15/19
Attempted 19 FG in a game: Shai Gilgeous-Alexander (19) vs. Vanderbilt, 1/30/18
Attempted 20 FG in a game: De'Aaron Fox (20) vs. UCLA, 3/24/17
Attempted 25 FG in a game: Malik Monk (28) vs. North Carolina, 12/17/16

3-POINTERS

Made 5 3-pointers in a game: Keldon Johnson (6) vs. Utah, 12/15/18
Made 6 3-pointers in a game: Keldon Johnson (6) vs. Utah, 12/15/18
Made 7 3-pointers in a game: Wenyen Gabriel (7) vs. Ala-

bama, 3/10/18
Made 8 3-pointers in a game: Malik Monk (8) vs. North Carolina, 12/17/16
Made 9 3-pointers in a game: Jodie Meeks (10) at Tennessee, 1/13/09
Made 10 3-pointers in a game: Jodie Meeks (10) at Tennessee, 1/13/09
Made 11 3-pointers in a game: Never
Attempted 10 3-pointers in a game: Malik Monk (11) vs. Georgia, 1/31/17
Attempted 15 3-pointers in a game: Jodie Meeks (15) at Tennessee, 1/13/09
Attempted 16 3-pointers in a game: Derrick Miller (16) vs. LSU 2/15/90
Attempted 17 3-pointers in a game: Derrick Miller (19) vs. Kansas 12/6/89
Attempted 18 3-pointers in a game: Derrick Miller (19) vs. Kansas 12/6/89
Attempted 19 3-pointers in a game: Derrick Miller (19) vs. Kansas 12/6/89
Attempted 20 3-pointers in a game: Never
Made a 3-pointer in 10 straight games: Kevin Knox (10), 2/10/18-3/11/18
Made a 3-pointer in 15 straight games: Jamal Murray (36), 11/13/15 - 3/19/16, Derek Willis (17), 1/12/16 - 3/17/16
Made a 3-pointer in 20 straight games: Jamal Murray (36), 11/13/15 - 3/19/16
Made a 3-pointer in 30 straight games: Jamal Murray (36), 11/13/15 - 3/19/16
Made two 3-pointers in 10 straight games: Kevin Knox (11), 2/10/16 - 3/11/18
Made three 3-pointers in 10 straight games: Gerald Fitch (20) 1/14/03 - 3/23/03
Made three 3-pointers in 15 straight games: Gerald Fitch (20) 1/14/03 - 3/23/03
Made three 3-pointers in 20 straight games: Gerald Fitch (20) 1/14/03 - 3/23/03
Made three 3-pointers in 25 straight games: Keith Bogans (29) 3/14/02 - 2/26/03

FREE THROWS

Made 8 FT in a game: Ashton Hagans (10), vs. Texas A&M, 1/8/19
Made 9 FT in a game: Ashton Hagans (10), vs. Texas A&M, 1/8/19
Made 10 FT in a game: Ashton Hagans (10), vs. Texas A&M, 1/8/19
Made 11 FT in a game: PJ Washington (12), vs. Seton Hall, 12/8/18
Made 12 FT in a game: PJ Washington (12), vs. Seton Hall, 12/8/18
Made 13 FT in a game: Keldon Johnson (13), vs. Tennessee State, 11/23/18
Made 14 FT in a game: Tyler Ulis (14) at Arkansas, 1/21/16
Made 15 FT in a game: Rodrick Rhodes (16) vs. Ole Miss 1/18/95
Made 16 FT in a game: Rodrick Rhodes (16) vs. Ole Miss 1/18/95
Made 17 FT in a game: Dwight Anderson (18) vs. Mississippi State 2/12/79
Made 18 FT in a game: Dwight Anderson (18) vs. Mississippi State 2/12/79
Made 18 FT in a game: Never
Attempted 10 FT in a game: Ashton Hagans (11), vs. Texas A&M, 1/8/19
Attempted 15 FT in a game: Keldon Johnson (18), vs. Tennessee State, 11/23/18
Attempted 20 FT in a game: PJ Washington (20) vs. Kansas State, 3/22/18
Attempted 25 FT in a game: Never

REBOUNDS

15 Rebs: PJ Washington (18) vs. VMI, 11/18/18
16 Rebs: PJ Washington (18) vs. VMI, 11/18/18
17 Rebs: PJ Washington (18) vs. VMI, 11/18/18
18 Rebs: PJ Washington (18) vs. VMI, 11/18/18
19 Rebs: Nick Richards (19) vs. Southern Illinois, 11/9/18
20 Rebs: Jared Prickett (20) vs. Arkansas 2/9/94
25 Rebs: Mike Phillips (28) vs. Tennessee 1/10/76
30 Rebs: Cotton Nash (30) vs. Ole Miss 2/8/64
34 Rebs: Bob Burrow (34) vs. Temple 12/10/55
35 Rebs: Never
10+ Rebs in three consecutive games: Julius Randle (4) 3/21/14 - 3/30/14
10+ Rebs in four consecutive games: Julius Randle (4) 3/21/14 - 3/30/14
10+ Rebs in five consecutive games: Julius Randle (10) 2/12/14 - 3/15/14



THE LAST TIME UK ...

10+ Rebs in six consecutive games: Julius Randle (10) 2/12/14 - 3/15/14

10+ Rebs in seven consecutive games: Julius Randle (10) 2/12/14 - 3/15/14

10+ rebs in eight consecutive games: Julius Randle (10) 2/12/14 - 3/15/14

10+ rebs in nine consecutive games: Julius Randle (10) 2/12/14 - 3/15/14

10+ rebs in 10 consecutive games: Julius Randle (10) 2/12/14 - 3/15/14

Two players had 10 rebounds: Reid Travis (12) and Keldon Johnson (11) vs. UNC Greensboro, 12/1/18

Three players had 10 rebounds: Michael Kidd-Gilchrist (19), Terrence Jones (11), Anthony Davis (10) vs. Louisville, 12/31/11

ASSISTS

6 assists: Ashton Hagans (9) vs. Mississippi State, 1/22/19

7 assists: Ashton Hagans (9) vs. Mississippi State, 1/22/19

8 assists: Ashton Hagans (9) vs. Mississippi State, 1/22/19

9 assists: Ashton Hagans (9) vs. Mississippi State, 1/22/19

10 assists: Shai Gilgeous-Alexander (10) vs. Ole Miss, 2/28/18

11 assists: Isaiah Briscoe (11) at Ole Miss, 12/29/16

12 assists: De'Aaron Fox (12) vs. Stephen F. Austin, 11/11/16

13 assists: Tyler Ulis (14) vs. LSU, 3/5/16

14 assists: Tyler Ulis (14) vs. LSU, 3/5/16

15 assists: John Wall (16) vs. Hartford, 12/29/09

16 assists: John Wall (16) vs. Hartford, 12/29/09

16 assists: Never

5+ assists in four consecutive games: De'Aaron Fox (6) 11/15/16 - 12/3/16

8+ assists in two consecutive games: Shai Gilgeous-Alexander (2) 3/9/18 - 3/10/18

BLOCKS

4 blocks: PJ Washington (4) vs. Mississippi State, 1/22/19

5 blocks: Skal Labissiere (6) vs. Stony Brook, 3/17/16

6 blocks: Skal Labissiere (6) vs. Stony Brook, 3/17/16

7 blocks: Karl-Anthony Towns (7) vs. Vanderbilt, 1/20/15

8 blocks: Willie Cauley-Stein (9) vs. Boise State, 12/10/13

9 blocks: Willie Cauley-Stein (9) vs. Boise State, 12/10/13

10 blocks: Nerlens Noel (12) at Ole Miss, 1/29/13

11 blocks: Nerlens Noel (12) at Ole Miss, 1/29/13

12 blocks: Nerlens Noel (12) at Ole Miss, 1/29/13

13 blocks: Never

STEALS

4 steals: Ashton Hagans (4) at Georgia, 1/15/19

5 steals: Ashton Hagans (5) vs. Texas A&M, 1/8/19

6 steals: Ashton Hagans (8) vs. North Carolina, 12/22/18

7 steals: Ashton Hagans (8) vs. North Carolina, 12/22/18

8 steals: Ashton Hagans (8) vs. North Carolina, 12/22/18

9 steals: Never

3+ steals in five consecutive games: Ashton Hagans (7) 12/22/18 - 1/19/19

3+ steals in 10 consecutive games: Never

MINUTES

Played every minute: PJ Washington (40) vs. Kansas State, 3/22/18

Played 40+ minutes: Keldon Johnson (43) vs. Seton Hall, 12/8/18

Played more than 50 minutes: Patrick Patterson (50) vs. Vanderbilt, 1/12/08

FOULS

Fouled out: Keldon Johnson vs. Mississippi State, 1/22/19

Two players fouled out: Jarred Vanderbilt, Wenyen Gabriel, at Texas A&M, 2/10/18

Three players fouled out: Hamidou Diallo, Wenyen Gabriel, Nick Richards at South Carolina, 1/16/18

Four players fouled out: Skal Labissiere, Marcus Lee, Alex Poythress, Derek Willis at Kansas, 1/30/16

Technical foul: PJ Washington, vs. Texas A&M, 1/8/19

TEAM

WINS/LOSSES

Won 10 straight games: 14, 2/7/17 - 3/24/17

Won 20 straight games: 38, 11/14/14 - 3/28/15

Won 30 straight games: 38, 11/14/14 - 3/28/15

Won 40 straight games: Never

Lost consecutive games: 4, 2/3/18 - 2/14/18

Lost three straight games: 4, 2/3/18 - 2/14/18

Lost four straight games: 4, 2/3/18 - 2/14/18

Lost five straight games: 5, 12/23/89 - 1/6/90

Lost 10 straight games: Never

STARTS

Started four freshmen: EJ Montgomery, Keldon Johnson, Immanuel Quickley, Tyler Herro vs. VMI, 11/18/18

Started five freshmen: Hamidou Diallo, Shai Gilgeous-Alexander, Kevin Knox, Nick Richards, PJ Washington vs. Kansas State, 3/22/18

SCORING

Scored 90 or more points: 92 vs. Monmouth, 11/28/18 (W, 90-44)

Scored 90 or more points (SEC game): 96 vs. Ole Miss, 2/28/18 (W, 96-78)

Scored 100 or more points: 107 vs. UIC, 11/26/17 (W, 107-73)

Scored 100 or more points (SEC game): 100 vs. Texas A&M, 1/3/17 (W, 100-58)

Scored 110 or more points: 115 vs. Arizona State, 11/28/16 (W, 115-69)

Scored 110 or more points (SEC game): 110 vs. Auburn, 2/21/15 (W, 110-75)

Scored 120 or more points: 120 vs. Vanderbilt, 2/7/96 (W, 120-81)

Scored 120 or more points (SEC game): 120 vs. Vanderbilt, 2/7/96 (W, 120-81)

Scored 130 or more points: 143 vs. Georgia, 2/27/56 (W, 143-66)

Scored 140 or more points: 143 vs. Georgia, 2/27/56 (W, 143-66)

Scored 150 or more points: Never

Scored less than 50 points: 48 vs. Vanderbilt, 3/15/13 (L, 64-48)

Scored 100 points in two consecutive games: vs. Cleveland State (11/23/16), vs. UT Martin (11/25/16), vs. Arizona State (11/28/16)

Scored 100 points in three consecutive games: vs. Cleveland State (11/23/16), vs. UT Martin (11/25/16), vs. Arizona State (11/28/16)

Scored 100 points in consecutive SEC games: 2/27/56-3/3/56

SHOOTING PERCENTAGES

Shot 70% from the field: .722 vs. Mississippi St., 2/15/86

Shot 65% from the field: .667 vs. UIC, 11/26/17

Shot 30% or less from the field: .281 at Texas A&M (1/10/15)

Allowed 50% shooting: .544 vs. Duke, 11/6/18

Allowed 60% shooting: .640 by Florida, 3/4/07

Allowed 30% or less shooting: .276 by Monmouth, 11/28/18 (16-58)

Allowed 20% or less shooting: .197 by Montana State, 11/23/14 (12-61)

FREE THROWS

Shot 90% or better from FT line: 91.3 (21-23) vs. Texas A&M (1/8/19)

Shot 100% from FT Line: 11-11 vs. Florida, 2/7/12

Shot 50% or less from FT line: .471 (8-17) at Texas A&M, 2/10/18

Attempted 40 FT: vs. Tennessee State (41), 11/23/18

Attempted five or less FT: vs. South Carolina (4) 1/21/06

Made 30 FT: 30 vs. Auburn, 3/14/15 (30-35)

3-POINTERS

Hit 0 3-pointers: 0 vs. Davidson, 3/15/18 (0-6)

Hit 10 3-pointers: 12 vs. Utah, 12/15/18 (12-21)

Hit 11 3-pointers: 12 vs. Utah, 12/15/18 (12-21)

Hit 12 3-pointers: 12 vs. Utah, 12/15/18 (12-21)

Hit 13 3-pointers: 13 vs. Texas A&M, 1/3/17 (13-25)

Hit 14 3-pointers: 15 vs. Georgia, 3/1/12 (15-27)

Hit 15 3-pointers: 15 vs. Georgia, 3/1/12 (15-27)

Hit 16 3-pointers: 16 vs. UNC-Asheville, 12/23/96 (16-33)

Hit 17 3-pointers: 20 vs. LSU, 3/4/95 (20-35)

Hit 18 3-pointers: 20 vs. LSU, 3/4/95 (20-35)

Hit 19 3-pointers: 20 vs. LSU, 3/4/95 (20-35)

Hit 20 3-pointers: 20 vs. LSU, 3/4/95 (20-35)

Hit 21 3-pointers: 21 vs. North Carolina, 12/27/89 (21-48)

Hit 22 3-pointers: Never

SCORING MARGINS

Won game by 50 points or more: 58 vs. Montana State (W, 86-28) 11/23/14

Won game by 60 points or more: 62 vs. Vanderbilt (W, 106-44) 3/5/03

Won game by 70 points or more: 74 vs. Tennessee-Martin (W, 124-50) 11/26/94

Lost game by 30 points or more: 34 vs. Duke (L, 118-84) 11/6/18

Lost game by 40 points or more: 41 at Vanderbilt (L, 93-52) 2/12/08

Lost game by 50 points or more: 55 at Kansas (L, 150-95) 12/9/89

Lost game by 60 points or more: 70 vs. Central (L, 87-17) 1/28/1910

Lost game by 70 points or more: 70 vs. Central (L, 87-17) 1/28/1910

Game decided by one point: vs. Seton Hall, 12/8/18 (L, 84-83 OT)

Game decided by two points: at Auburn, 1/19/19 (W, 82-80)

Game decided by three points: vs. Kansas State, 3/22/18 (L, 61-58)

Two consecutive games decided by one point: vs. North Carolina (W, 73-72) 12/3/11 and at Indiana (L, 73-72) 12/10/11

Three consecutive games decided by one point: Never

Two consecutive games decided by two points: at Ole Miss (L, 71-69) 2/1/11 and Florida (L, 70-68) 2/5/11

Came back from 10-point deficit for win: W, 56-47 vs. Vanderbilt (1/12/19); Trailed by 12 at 16-4 (15:12 in 1st)

Came back from 11-point deficit for win: W, 56-47 vs. Vanderbilt (1/12/19); Trailed by 12 at 16-4 (15:12 in 1st)

Came back from 12-point deficit for win: W, 56-47 vs. Vanderbilt (1/12/19); Trailed by 12 at 16-4 (15:12 in 1st)

Came back from 13-point deficit for win: W, 83-81 (OT) vs. Vanderbilt (1/30/18); Trailed by 14 at 45-31 (15:23 in 2nd)

Came back from 14-point deficit for win: W, 83-81 (OT) vs. Vanderbilt (1/30/18); Trailed by 14 at 45-31 (15:23 in 2nd)

Came back from 15-point deficit for win: W, 83-76 at West Virginia (1/27/18); Trailed by 17 at 40-23 (18:57 in 2nd)

Came back from 16-point deficit for win: W, 83-76 at West Virginia (1/27/18); Trailed by 17 at 40-23 (18:57 in 2nd)

Came back from 17-point deficit for win: W, 83-76 at West Virginia (1/27/18); Trailed by 17 at 40-23 (18:57 in 2nd)

Came back from 18-point deficit for win: W, 73-67 vs. Vanderbilt (2/28/17); Trailed by 19 at 25-6 (8:03 in 1st)

Came back from 19-point deficit for win: W, 73-67 vs. Vanderbilt (2/28/17); Trailed by 19 at 25-6 (8:03 in 1st)

Came back from 20-point deficit for win: W, 82-79 at Vanderbilt (2/22/97); Trailed by 22 at 40-18 (3:51 in 1st)

Came back from 30-point deficit for win: W, 99-95 at LSU (2/15/94); Trailed by 31 at 68-37 (15:34 in 2nd)

Came back from 31-point deficit for win: W, 99-95 at LSU (2/15/94); Trailed by 31 at 68-37 (15:34 in 2nd)

REBOUNDS

Pulled down 50 rebounds: 53 (15-38) vs. Troy, 11/20/17

Pulled down 55 rebounds: 59 (20-39) vs. Arizona State, 11/28/16

Pulled down 60 rebounds: 62 (19-43) vs. Morehead State, 12/16/96

OVERTIME GAMES

Played an overtime game: vs. Seton Hall, 12/8/18 (L, 84-83 OT)

Won an overtime game: vs. Vanderbilt, 1/30/18 (W, 83-81 OT)

Played an SEC overtime game: vs. Vanderbilt, 1/30/18 (W, 83-81 OT)

Won an SEC overtime game: vs. Vanderbilt, 1/30/18 (W, 83-81 OT)

Lost an overtime game: vs. Seton Hall, 12/8/18 (L, 84-83 OT)

Lost an SEC overtime game: at Texas A&M, 2/20/16 (L, 79-77 OT)

Played an overtime game in SEC Tournament: vs. Texas A&M, 3/13/16 (W, 82-77 OT)

Won an overtime game in SEC Tournament: vs. Texas A&M, 3/13/16 (W, 82-77 OT)

Played two overtimes: at Texas A&M, 1/10/15 (W, 70-64 2ot)

Played three overtimes: vs. Temple 12/7/57 (W, 85-83)

Played four overtimes: Never played four overtime game

Played consecutive games that went to overtime: 1/6/15 vs. Ole Miss (W, 89-86) and 1/10/15 at Texas A&M (70-64)



THE LAST TIME A UK OPPONENT ...

INDIVIDUALS

SCORING

Scored 25 points: Bryce Brown (28), Auburn, 1/19/19
Scored 30 points: Bubba Parham (35), VMI, 11/21/18
Scored 35 points: Bubba Parham (35), VMI, 11/21/18
Scored 40 points: Elston Turner (40), Texas A&M, 1/12/13
Scored 45 points: David Robinson (45), Navy, 1/25/87
Scored 50 points: Austin Carr (50), Notre Dame, 12/29/79
Scored 60 points: Pete Maravich (64), LSU, 2/21/70
Scored 65 points: Never
Two players had 20 points: R.J. Barrett, Zion Williamson, Cam Reddish, Duke, 11/6/18
Three players had 20 points: R.J. Barrett, Zion Williamson, Cam Reddish, Duke, 11/6/18
Two players had 30 points: Ronnie Henderson (36) and Claren Ceasar (32), LSU, 2/15/94
Five players scored in double figures: Alabama, 1/5/19

FIELD GOALS

Made 15 FG in a game: David Robinson (17), Navy, 1/25/87
Made 16 FG in a game: David Robinson (17), Navy, 1/25/87
Made 17 FG in a game: David Robinson (17), Navy, 1/25/87
Made 18 FG in a game: Steve Downing (19), Indiana, 12/11/71
Made 19 FG in a game: Steve Downing (19), Indiana, 12/11/71
Made 20 FG in a game: Johnny Neumann (20), Ole Miss, 1/2/71
Made 21 FG in a game: Austin Carr (21), Notre Dame, 12/29/70
Made 22 FG in a game: Austin Carr (22), Notre Dame, 3/12/70
Made 23 FG in a game: Pete Maravich (23), LSU, 2/21/70
Made 24 FG in a game: Never
Attempted 17 FG in a game: Quinnday Weatherspoon (17), Mississippi State, 1/22/19
Attempted 18 FG in a game: Bubba Parham (20), VMI, 11/28/18
Attempted 19 FG in a game: Bubba Parham (20), VMI, 11/28/18
Attempted 20 FG in a game: Bubba Parham (20), VMI, 11/28/18
Attempted 25 FG in a game: R.J. Barrett (26), Duke, 11/6/18
Attempted 30 FG in a game: Freeman Williams (40), Portland State, 12/16/17
Attempted 35 FG in a game: Freeman Williams (40), Portland State, 12/16/17
Attempted 40 FG in a game: Freeman Williams (40), Portland State, 12/16/17
Attempted 45 FG in a game: Johnny Neumann (50), Ole Miss, 1/2/71
Attempted 50 FG in a game: Johnny Neumann (50), Ole Miss, 1/2/71
Attempted 53 FG in a game: Pete Maravich (53), LSU, 2/22/69
Attempted 54 FG in a game: Never

3-POINTERS

Made 5 3-pointers in a game: Bryce Brown (6), Auburn, 1/19/19
Made 6 3-pointers in a game: Bryce Brown (6), Auburn, 1/19/19
Made 7 3-pointers in a game: Bubba Parham (10), VMI, 11/18/18
Made 8 3-pointers in a game: Bubba Parham (10), VMI, 11/18/18
Made 9 3-pointers in a game: Bubba Parham (10), VMI, 11/18/18
Made 10 3-pointers in a game: Bubba Parham (10), VMI, 11/18/18
Made 11 3-pointers in a game: Corey Allmond (11), Sam Houston State, 11/19/2009
Made 12 3-pointers in a game: Never
Attempted 10 3-pointers in a game: Myles Powell (11), Seton Hall, 12/8/18
Attempted 15 3-pointers in a game: Bubba Parham (16), VMI, 11/18/18
Attempted 16 3-pointers in a game: Bubba Parham (16), VMI, 11/18/18
Attempted 17 3-pointers in a game: Chris Jackson (17), LSU, 2/15/90
Attempted 18 3-pointers in a game: Jeff Boschee (18), Kansas, 3/14/99
Attempted 19 3-pointers in a game: Never

FREE THROWS

Made 10 FT in a game: Jeff Roberson (10), Vanderbilt, 1/30/18
Made 11 FT in a game: J.J. Frazier (12), Georgia, 2/18/17
Made 12 FT in a game: J.J. Frazier (12), Georgia, 2/18/17
Made 13 FT in a game: Sindarius Thornwell (14), South Carolina, 1/21/17

Made 14 FT in a game: Sindarius Thornwell (14), South Carolina, 1/21/17
Made 15 FT in a game: Brenton Williams (15), South Carolina, 3/1/14
Made 16 FT in a game: Dan Cross (16), Florida, 2/18/95
Made 17 FT in a game: John Mengelt (17), Auburn, 3/2/70
Made 18 FT in a game: Pete Maravich (18), LSU, 2/21/70
Made 19 FT in a game: Never
Attempted 10 FT in a game: Grant Williams (10), Tennessee, 2/6/18
Attempted 15 FT in a game: J.J. Frazier (15), Georgia, 2/18/17
Attempted 20 FT in a game: PJ Washington (20) vs. Kansas State, 3/22/18
Attempted 25 FT in a game: Harding McCaleb (25), Louisville, 2/22/16
Attempted 26 FT in a game: Never

REBOUNDS

15 Rebs: Kennedy Meeks (17), North Carolina, 3/26/17
16 Rebs: Kennedy Meeks (17), North Carolina, 3/26/17
17 Rebs: Kennedy Meeks (17), North Carolina, 3/26/17
18 Rebs: Sean May (19), North Carolina, 12/4/04
19 Rebs: Sean May (19), North Carolina, 12/4/04
20 Rebs: Andrew DeClercq (20), Florida, 1/18/94
25 Rebs: Leon Douglas (25), Alabama, 1/20/75
30 Rebs: Kenneth Stanley (30), USC, 12/4/61
31 Rebs: Never
Two players had 10 rebounds: Desean Murray (11) and Anfernee McLemore (11), Auburn, 2/4/18
Three players had 10 rebounds: Craig Victor II (12), Tim Quarterman (10), Ben Simmons (10), LSU, 1/5/16

ASSISTS

10 assists: Tonny Trocha-Morelos (10), Texas A&M, 3/4/2017
11 assists: Dwyane Wade (11), Marquette, 3/29/03
12 assists: Edgar Padilla (12), UMass, 3/30/96
13 assists: Billy McCaffrey (14), Vanderbilt, 1/13/93
14 assists: Billy McCaffrey (14), Vanderbilt, 1/13/93
15 assists: Eric Richardson (15), Alabama, 2/4/84
16 assists: Never

BLOCKS

5 blocks: Akolda Manyang (5), Utah Valley, 11/10/17
6 blocks: Sagaba Konate (7), West Virginia, 1/27/18
7 blocks: Sagaba Konate (7), West Virginia, 1/27/18
8 blocks: Jarvis Varnado (10), Mississippi State, 1/15/08
9 blocks: Jarvis Varnado (10), Mississippi State, 1/15/08
10 blocks: Jarvis Varnado (10), Mississippi State, 1/15/08
11 blocks: Samaki Walker (11), Louisville, 1/1/95
12 blocks: Never

STEALS

5 steals: Ben Simmons (7), LSU, 3/5/16
6 steals: Ben Simmons (7), LSU, 3/5/16
7 steals: Ben Simmons (7), LSU, 3/5/16
8 steals: Never

TEAM

SCORING

Scored 90 or more points: 118, Duke, 11/6/18 (L, 118-84)
Scored 90 or more points (SEC game): 90, Georgia, 3/4/09 (L, 90-85)
Scored 100 or more points: 118, Duke, 11/6/18 (L, 118-84)
Scored 100 or more points (SEC game): 101, Arkansas, 2/10/93 (L, 101-94)
Scored 110 or more points: 118, Duke, 11/6/18 (L, 118-84)
Scored 110 or more points (SEC game): 110, Vanderbilt, 3/4/67 (L, 110-94)
Scored 120 or more points: 121, North Carolina, 12/27/89 (L, 121-110)
Scored 120 or more points (SEC game): Never
Scored 130 or more points: 150, Kansas, 12/9/89 (L, 150-95)
Scored 140 or more points: 150, Kansas, 12/9/89 (L, 150-95)
Scored 150 or more points: 150, Kansas, 12/9/89 (L, 150-95)
Scored 160 or more points: Never
Scored less than 50 points: 49, Georgia, 1/15/19 (W, 69-49)
Scored less than 50 points (SEC game): 49, Georgia, 1/15/19 (W, 69-49)
Scored less than 40 points: 39, West Virginia, 3/26/15 (W, 78-39)
Scored less than 40 points (SEC game): 37, Missouri, 1/13/15 (W, 86-37)
Scored less than 30 points: 28, Montana State, 11/23/14 (W, 86-28)
Scored less than 30 points (SEC game): 26, Georgia Tech, 1/28/46 (W, 86-37)

Scored less than 20 points: 18, Western Ontario, 12/10/49 (W, 90-21)
Scored less than 20 points (SEC game): 18, Alabama, 2/10/40 (W, 46-18)
Scored less than 10 points: 9, Tulane, 12/21/34 (W, 39-9)
Scored less than 10 points (SEC game): Never
Scored less than 5 points: Never

SHOOTING PERCENTAGES

Shot 70% from the field: Never
Shot 60% from the field: .640, Florida, 3/4/07
Shot 50% from the field: .544, Duke, 11/6/18
Shot 30% or less from the field: .276, Monmouth, 11/28/18 (16-58)
Shot 20% or less from the field: .197, Montana State, 11/23/14 (12-61)
Shot 10% or less from the field: Never (shooting percentages not recorded prior to 1947)

3-Pointers

Made 10 or more 3-pointer: 13, Auburn, 1/19/19
Made 15 or more 3-pointers: 19, VMI, 11/18/18
Made 20 or more 3-pointers: Never
Made zero 3-pointers: 0, Auburn, 1/19/13 (0-15)

FREE THROWS

Shot 90% or better from FT line: 92.3 (12-13), Texas A&M, 1/9/19
Shot 100% from FT line: 5-5, VMI, 11/18/18
Shot 50% or less from FT line: .346 (9-26), Alabama, 2/11/17
Attempted 40 FT: 47, Kansas, 1/30/16 (30-47)
Attempted five or less FT: 5, VMI, 11/18/18 (5-5)
Made 30 FT: 30, Tennessee, 2/2/16 (30-34)

REBOUNDS

Pulled down 50 rebounds: 54 (17-37), Florida, 2/4/17



RUPP ARENA

Year-by-Year Records

Season	W-L	Percentage
2018-19	11-0	1.000
2017-18	16-2	.889
2016-17	15-2	.882
2015-16	17-0	1.000
2014-15	19-0	1.000
2013-14	16-2	.889
2012-13	16-2	.889
2011-12	18-0	1.000
2010-11	15-0	1.000
2009-10	18-0	1.000
2008-09	12-6	.667
2007-08	14-4	.778
2006-07	14-2	.875
2005-06	10-5	.667
2004-05	14-1	.933
2003-04	11-2	.846
2002-03	12-1	.923
2001-02	12-3	.800
2000-01	11-1	.917
1999-2000	14-0	1.000
1998-99	12-1	.923
1997-98	9-3	.750
1996-97	12-1	.923
1995-96	13-0	1.000
1994-95	12-1	.923
1993-94	13-1	.929
1992-93	16-0	1.000
1991-92	15-2	.882
1990-91	13-0	1.000
1989-90	13-2	.867
1988-89	8-6	.571
1987-88	14-2	.875
1986-87	13-2	.867
1985-86	18-0	1.000
1984-85	11-3	.786
1983-84	16-0	1.000
1982-83	14-1	.933
1981-82	15-1	.938
1980-81	15-0	1.000
1979-80	12-3	.800
1978-79	11-4	.733
1977-78	16-0	1.000
1976-77	12-2	.857
Total	588-68	.896

Top 10 All-Time Attendances

No.	Att.	Opp.	Date	Result
1.	24,479	Louisville	1/20/10	W, 71-62
2.	24,468	N. Carolina	12/5/09	W, 68-66
3.	24,465	Florida	2/10/07	L, 64-61
4.	24,459	Florida	2/4/03	W, 70-55
5.	24,432	Louisville	12/17/05	W, 73-61
6.	24,431	Florida	2/25/17	W, 76-66
7.	24,428	Florida	3/7/15	W, 67-50
8.	24,425	Florida	2/15/14	L, 69-59
9.	24,418	Kansas	1/28/17	L, 79-73
10.	24,416	Arkansas	2/28/15	W, 84-67

Top 10 Attendances of 18-19

No.	Att.	Opp.	Date	Result
1.	22,504	Vanderbilt	1/12/19	W, 56-47
2.	22,048	Texas A&M	1/8/19	W, 85-74
3.	21,922	Utah	12/15/18	W, 88-61
4.	21,853	UNCG	12/1/18	W, 78-61
5.	21,449	Miss. State	1/22/19	W, 76-55
6.	20,277	S. Illinois	11/9/18	W, 71-59
7.	20,224	Tenn. State	11/23/18	W, 77-62
8.	20,207	VMI	11/18/18	W, 92-82
9.	20,070	Winthrop	11/21/18	W, 87-74
10.	18,680	Monmouth	11/28/18	W, 90-44

Cats Rock at Rupp

The Wildcats are 588-68 (.896) in Rupp Arena. Among the most notable marks of dominance as the nation's toughest venue to play include:

- A school record 54-game winning streak to begin the John Calipari era
- The Wildcats are 312-42 (.881) in regular-season SEC games in the building
- Kentucky set a new program home record of 19 wins in 2014-15
- The Wildcats have gone undefeated at home in five of John Calipari's nine complete seasons
- Overall, UK has posted a perfect mark in 13 of Rupp Arena's 42 seasons

Cal Owns Longest Win Streaks in Rupp

With UK's 2011-12 season-opening victory over Marist, UK head coach John Calipari recorded his 34th consecutive win in Rupp Arena as UK's head coach. It broke former UK head coach Rick Pitino's longest streak of 33 games in the venue.

The winning streak reached as long as 54 games. Calipari didn't suffer his first loss in Rupp Arena until losing to Baylor in his fourth season. The 54-game run, however, was his longest career winning streak. He also had the second-longest streak in the arena as the Cats won 42 straight from March 4, 2014 to Nov. 25, 2016.

Pack the House

Kentucky has led the nation in average home attendance in 20 of the last 23 seasons. That number includes a Rupp Arena record of 24,110 in John Calipari's first season (2009-10) as head coach.

- Kentucky averaged 21,875 fans during the 2017-18 season
- UK has averaged 23,000 or more fans in seven of Calipari's nine complete seasons
- The Wildcats led the nation in average attendance in 2017-18

The Top-Ranked Team at Home

Kentucky has lost just three times at home as the Associated Press top-ranked team in the history of the program and just twice in Rupp Arena. Prior to the loss to UCLA by three on Dec. 3, 2016, the other two losses came by just one point.

The Wildcats are 53-2 all-time as the AP No. 1 team in Rupp Arena since its opening in 1976. The first loss was to Auburn, 53-52, on Jan. 9, 1988.

Coach Cal in Rupp Arena

It's been downright difficult to beat the Wildcats in Rupp Arena during the John Calipari era. UK is 161-8 (.953) in Rupp Arena under Calipari.

- UK is 18-4 (.818) vs. ranked opponents in Rupp in the Calipari era
- The Wildcats are 143-4 (.973) vs. unranked teams in Rupp under Cal
- UK is 85-3 (.966) at home vs. nonconference foes under Calipari
- Calipari notched his 100th career win in Rupp Arena as UK's coach with the Wildcats' 110-75 rout of Auburn on Feb. 21, 2014. It took Calipari just 104 games to reach the century mark at home, the fastest of any UK coach

Cal Passes Hall for Rupp Record

With a 101-70 victory over Cleveland State on Nov. 23, 2016, John Calipari passed former UK head coach Joe B. Hall for wins in Rupp Arena history.

Calipari currently has 161 victories inside the historic venue. Hall won 122.

Rupp Arena Quick Facts

Year Opened:	1976
First Game:	Nov. 27, 1976
All-Time Record:	588-68 (89.6)
Record Under Calipari:	161-8 (95.3)
Capacity:	23,000
Record Crowd:	24,479 (1/20/10)
Longest Winning Streak:	54 (11/9/10-12/1/12)
Current Winning Streak:	14

2018-19 Opponent Breakdown

Southern Illinois (Nov. 9)

All-time games in Rupp Arena: One
UK record in Rupp vs. SIU: 1-0
Last time in Rupp Arena: UK, 71-59 (11/9/18)

North Dakota (Nov. 14)

All-time games in Rupp Arena: One
UK record in Rupp vs. NDU: 1-0
Last time in Rupp Arena: UK, 96-58 (11/14/18)

VMI (Nov. 18)

All-time games in Rupp Arena: Three
UK record in Rupp vs. VMI: 2-1
Last time in Rupp Arena: UK, 92-82 (11/18/08)

Winthrop (Nov. 21)

All-time games in Rupp Arena: Three
UK record in Rupp vs. WU: 3-0
Last time in Rupp Arena: UK, 87-74 (11/21/18)

Tennessee State (Nov. 23)

All-time games in Rupp Arena: Four
UK record in Rupp vs. TSU: 4-0
Last time in Rupp Arena: UK, 77-62 (11/23/18)

Monmouth (Nov. 28)

All-time games in Rupp Arena: One
UK record in Rupp vs. MU: 1-0
Last time in Rupp Arena: UK, 90-44 (11/28/18)

UNC Greensboro (Nov. 23)

All-time games in Rupp Arena: One
UK record in Rupp vs. UNCG: 1-0
Last time in Rupp Arena: UK, 78-61 (12/1/18)

Utah (Dec. 15)

All-time games in Rupp Arena: Three
UK record in Rupp vs. Utah: 2-1
Last time in Rupp Arena: UK, 88-61 (12/15/18)

Texas A&M (Jan. 8)

All-time games in Rupp Arena: Six
UK record in Rupp vs. TAMU: 4-2
Last time in Rupp Arena: UK, 85-74 (1/8/19)

Vanderbilt (Jan. 12)

All-time games in Rupp Arena: 41
UK record in Rupp vs. VU: 39-2
Last time in Rupp Arena: UK, 56-47 (1/12/19)

Mississippi State (Jan. 22)

All-time games in Rupp Arena: 30
UK record in Rupp vs. MSU: 28-2
Last time in Rupp Arena: UK, 76-55 (1/22/19)

Kansas (Jan. 26)

All-time games in Rupp Arena: Six
UK record in Rupp vs. KU: 4-2
Last time in Rupp Arena: UK, 79-73 (1/28/17)

South Carolina (Feb. 5)

All-time games in Rupp Arena: 26
UK record in Rupp vs. USC: 24-2
Last time in Rupp Arena: UK, 85-69 (1/21/17)

LSU (Feb. 12)

All-time games in Rupp Arena: 31
UK record in Rupp vs. LSU: 26-5
Last time in Rupp Arena: UK, 92-85 (2/7/17)

Tennessee (Feb. 16)

All-time games in Rupp Arena: 42
UK record in Rupp vs. UT: 37-5
Last time in Rupp Arena: UT, 61-59 (2/6/18)

Auburn (Feb. 23)

All-time games in Rupp Arena: 29
UK record in Rupp vs. AU: 27-2
Last time in Rupp Arena: UK, 92-72 (1/14/17)

Arkansas (Feb. 26)

All-time games in Rupp Arena: 15
UK record in Rupp vs. UA: 12-3
Last time in Rupp Arena: UK, 97-71 (1/7/17)

Florida (Jan. 20)

All-time games in Rupp Arena: 42
UK record in Rupp vs. UF: 34-8
Last time in Rupp Arena: UF, 66-64 (1/20/18)



COACH CALIPARI

UK vs. AP Ranked Foes Under Cal

In John Calipari Era (2009-Present)

55-27

vs. No. 22 Mississippi State	Jan. 22, 2019	W, 76-55
at No. 14 Auburn	Jan. 19, 2019	W, 82-80
vs. No. 9 North Carolina (Chicago)	Dec. 22, 2018	W, 80-72
vs. No. 4 Duke (Indianapolis)	Nov. 6, 2018	L, 118-84
vs. No. 13 Tennessee (SECT)	March 11, 2018	W, 77-72
at No. 10 Auburn	Feb. 14, 2018	L, 76-66
vs. No. 15 Tennessee	Feb. 6, 2018	L, 61-59
at No. 7 West Virginia	Jan. 27, 2018	W, 83-76
at No. 23 Tennessee	Jan. 6, 2018	L, 76-65
vs. No. 4 Kansas (Chicago)	Nov. 14, 2017	L, 65-61
vs. No. 6 North Carolina (NCAA)	March 26, 2017	L, 75-73
vs. No. 8 UCLA (NCAA)	March 24, 2017	W, 86-75
vs. No. 19 Wichita St. (NCAA)	March 19, 2017	W, 65-62
vs. No. 13 Florida	Feb. 25, 2017	W, 76-66
at No. 24 Florida	Feb. 4, 2017	L, 88-66
vs. No. 2 Kansas	Jan. 28, 2017	L, 79-73
vs. No. 24 South Carolina	Jan. 21, 2017	W, 85-69
at No. 10 Louisville	Dec. 21, 2016	L, 73-70
vs. No. 7 North Carolina (Las Vegas)	Dec. 17, 2016	W, 103-100
vs. No. 11 UCLA	Dec. 3, 2016	L, 97-92
vs. No. 13 Michigan St. (New York)	Nov. 15, 2016	W, 69-48
vs. No. 14 Indiana (NCAA)	March 19, 2016	L, 73-67
vs. No. 17 Texas A&M (SECT)	March 13, 2016	W, 82-77
at No. 4 Kansas	Jan. 30, 2016	L, 90-84
vs. No. 16 Louisville	Dec. 27, 2015	W, 75-73
vs. No. 5 Duke (Chicago)	Nov. 17, 2015	W, 74-63
vs. No. 3 Wisconsin (NCAA)	April 4, 2015	L, 71-64
vs. No. 8 Notre Dame (NCAA)	March 28, 2015	W, 68-66
vs. No. 20 West Virginia (NCAA)	March 26, 2015	W, 78-39
vs. No. 21 Arkansas (SECT)	March 15, 2015	W, 78-63
vs. No. 18 Arkansas	Feb. 28, 2015	W, 84-67
at No. 4 Louisville	Dec. 27, 2014	W, 58-50
vs. No. 21 North Carolina	Dec. 13, 2014	W, 84-70
vs. No. 6 Texas	Dec. 5, 2014	W, 63-51
vs. No. 5 Kansas (Indianapolis)	Nov. 18, 2014	W, 72-40
vs. No. 18 UConn (NCAA)	April 7, 2014	L, 60-54
vs. No. 12 Wisconsin (NCAA)	April 5, 2014	W, 74-73
vs. No. 7 Michigan (NCAA)	March 30, 2014	W, 75-72
vs. No. 5 Louisville (NCAA)	March 28, 2014	W, 74-69
vs. No. 2 Wichita St. (NCAA)	March 23, 2014	W, 78-76
vs. No. 1 Florida (SECT)	March 16, 2014	L, 61-60
at No. 1 Florida	March 8, 2014	L, 84-65
vs. No. 3 Florida	Feb. 15, 2014	L, 69-59
vs. No. 4 Louisville	Dec. 28, 2013	W, 73-66
at No. 18 North Carolina	Dec. 14, 2013	L, 82-77
vs. No. 20 Baylor (Dallas)	Dec. 6, 2013	L, 67-62
vs. No. 2 Michigan St. (Chicago)	Nov. 12, 2013	L, 78-74
vs. No. 11 Florida	March 9, 2013	W, 61-57
at No. 7 Florida	Feb. 12, 2013	L, 69-52
at No. 16 Ole Miss	Jan. 29, 2013	W, 87-74
at No. 4 Louisville	Dec. 29, 2012	L, 80-77
vs. No. 9 Duke (Atlanta)	Nov. 13, 2012	L, 75-68
vs. No. 6 Kansas (NCAA)	April 2, 2012	W, 67-59
vs. No. 17 Louisville (NCAA)	March 31, 2012	W, 69-61
vs. No. 9 Baylor (NCAA)	March 25, 2012	W, 82-70
vs. No. 16 Indiana (NCAA)	March 23, 2012	W, 87-71
vs. No. 22 Florida (SECT)	March 10, 2012	W, 74-71
at No. 16 Florida	March 4, 2012	W, 74-59
vs. No. 8 Florida	Feb. 7, 2012	W, 78-58
vs. No. 4 Louisville	Dec. 31, 2011	W, 69-62
vs. No. 5 North Carolina	Dec. 3, 2011	W, 73-72
vs. No. 12 Kansas (New York)	Nov. 15, 2011	W, 75-65
vs. No. 9 UConn (NCAA)	April 2, 2011	L, 56-55
vs. No. 7 North Carolina (NCAA)	March 27, 2011	W, 76-69
vs. No. 1 Ohio State (NCAA)	March 25, 2011	W, 62-60
vs. No. 22 West Virginia (NCAA)	March 19, 2011	W, 71-63
vs. No. 12 Florida (SECT)	March 13, 2011	W, 70-54
vs. No. 21 Vanderbilt	March 1, 2011	W, 68-66
vs. No. 13 Florida	Feb. 26, 2011	W, 76-68
at No. 21 Vanderbilt	Feb. 12, 2011	L, 81-77
at No. 22 Louisville	Dec. 31, 2010	W, 78-63
vs. No. 23 Notre Dame (Louisville)	Dec. 8, 2010	W, 72-58
vs. No. 13 Washington (Maui)	Nov. 23, 2010	W, 74-67
vs. No. 6 West Virginia (NCAA)	March 27, 2010	L, 73-66
vs. No. 15 Tennessee (SECT)	March 13, 2010	W, 74-45
at No. 19 Tennessee	Feb. 27, 2010	L, 74-65
at No. 17 Vanderbilt	Feb. 20, 2010	W, 58-56
vs. No. 12 Tennessee	Feb. 13, 2010	W, 73-62
vs. No. 25 Ole Miss	Feb. 2, 2010	W, 85-75
vs. No. 21 Vanderbilt	Jan. 30, 2010	W, 85-72
vs. No. 14 UConn (New York)	Dec. 9, 2009	W, 64-61
vs. No. 10 North Carolina	Dec. 5, 2009	W, 68-66

Calipari's Record at UK vs:

vs. No. 1	1-2
vs. Top 3	2-6
vs. Top 5	9-10
vs. Top 10	21-17
vs. Top 15	34-20
vs. Top 20	44-24
vs. Top 25	55-27
Home	18-4
Away	7-11
Neutral	30-12
SEC Tourney	5-1

A Decorated Decade

Entering year No. 10 at Kentucky, John Calipari's time in Lexington has been every bit as successful -- and more -- as fans could have hoped when he agreed to become the head coach at UK back in the spring of 2009.

By just about every measure, he's been the most successful coach in college basketball during his time at Kentucky as he gets ready to put the first decade behind him. Among schools who have been to at least two Elite Eights and a Final Four since 2009-10, Calipari ranks:

- Second in wins (290)
- First in NCAA Tournament wins (28)
- Fourth in NCAA titles (one)
- First in Final Four appearances (four)
- First in Elite Eight appearances (six)
- First in Sweet 16 appearances (seven)
- Third in regular-season conference titles (five)
- Second in league tournament titles (six)

700 Victories and Counting

With Kentucky's win over UIC on Nov. 26, 2017, John Calipari reached the 700 on-court win plateau. He is one of just 41 coaches, regardless of NCAA level of classification, to reach that barrier. Only 29 coaches have done it with at least 10 seasons at the Division I level.

Calipari became the fourth-fastest coach to 700 on-court wins ever. Only Adolph Rupp (836 games), Jerry Tarkanian (876 games) and Roy Williams (879 games) did it faster.

Moving Up the Kentucky Career Wins List

With a 78-65 victory vs. Mississippi State on Jan. 23, 2018, John Calipari notched his 264th career win at Kentucky, moving him past Tubby Smith, who finished his UK career with a 263-83 mark. Calipari trails only the legendary Adolph Rupp (876 wins) and Joe B. Hall (297) for most wins at Kentucky. Calipari currently has 290 wins at Kentucky.

Although he's still climbing the charts, he's doing it faster than anyone else in school history. With a thrilling 75-73 victory over rival Louisville on Dec. 26, 2015, John Calipari captured his 200th career win at Kentucky faster than any coach in UK history -- and nearly faster than anyone has ever done it at any school.

Calipari reached the 200-win plateau in his 240th career game at Kentucky. Rick Pitino, previously the fastest to 200 wins at UK prior to Calipari, didn't capture his 200th Wildcat win until his 249th game. Rupp reached 200 during his 250th game.

Not only did Calipari reach the 200-win mark in record pace at Kentucky, he also nearly set the all-time Division I mark. With the win over U of L, he became the second-fastest Division I men's basketball coach to reach 200 victories at a single school, behind only LIU-Brooklyn's Clair Bee, who achieved the feat in 231 games.

Calipari is only the fifth UK coach to reach the 200-win plateau. He's currently the only coach in NCAA history with at least 189 victories at three different schools.

Calipari reached his 250th career win at Kentucky with a 73-63 comeback victory vs. Utah Valley for the 2017-18 season opener. Calipari reached 250 wins at UK faster than any UK coach. It took Rupp 312 games to reach 250 wins, whereas it took Calipari just 303.

Calipari Third on UK Games Coached List

With a win over UNC Greensboro on Dec. 1, 10th-year head coach John Calipari passed Tubby Smith for third in UK's lineage of coaching tenures in program history. Smith's 10-year career with the Wildcats ended with his 346th game. Calipari and UK's win over UNGC marked the 347th career game he's been at the helm.

Hall of Famer Adolph Rupp is obviously first with a 42-year tenure spanning 1,066 career games and 876 wins. Joe B. Hall ranks second with 397 career games and 297 wins. Calipari now sits seven wins shy of becoming the program's second all-time winningest coach and 40 games from becoming the second-longest tenured head coach.

The Dec. 22 game vs. North Carolina was Calipari's 350th career game at Kentucky. Through 350 games, Calipari's record at UK was 284-66, just one game off the pace of Rupp through his first 350 games.

First-Ballot Hall of Famer

Kentucky men's basketball coach John Calipari joined basketball's fraternity of legends in September 2015 after being elected to the Naismith Memorial Basketball Hall of Fame on the first ballot.

Calipari joined an elite group of basketball players and coaches in the Naismith Hall of Fame, considered to be one of the ultimate honors in the sport. The Class of 2015 included Calipari, Dick Bevetta, Wildcat Louie Dampier, Lindsay Gaze, Tom Heinsohn, John Isaacs, Spencer Haywood, Lisa Leslie, Dikembe Mutombo, George Raveling and JoJo White.

Calipari in Elite Company with Conference Championships

Kentucky men's basketball coach John Calipari added another first to his Hall of Fame career in 2017.

When Kentucky clinched at least a share of the 2017 Southeastern Conference championship by beating Vanderbilt on Feb. 28, 2017, he made history as a head coach. Calipari became the first NCAA Division I coach to lead three different programs (UMass, Memphis, Kentucky) to five on-court regular-season league titles five different times. He won the Atlantic 10 at the helm of UMass in 1992, 93, 94, 95 and 96. Memphis claimed the Conference USA crown in 2004, 06, 07, 08 and 09. Kentucky has captured the SEC five times in 2010, 12, 15, 16 and 17.

Perhaps more impressive is that Calipari has 30 combined regular-season and tournament championships after the 2018 SEC Tournament title. That trails only Mark Few of Gonzaga (32 titles) among all active coaches. All-time, Calipari trails only the great Adolph Rupp (41) and Few.

Calipari Unrivaled in Conference

John Calipari has won 15 league regular-season championships (including the 2010, 2012, 2015, 2016 and 2017 SEC championships) seven more than the next-closest coach in the SEC (Bruce Pearl has eight conference titles). With a 2018 SEC Tournament championship -- Calipari's fourth straight and sixth at UK -- he owns 15 conference tournament titles, 11 more than his closest competitors (Ben Howland and Kermit Davis).

He's tallied a 334-102 (.766) all-time record within conference play as a head coach and owns a 126-36 (.778) record since joining the SEC. Although he's been publicly outspoken against conference tournaments -- only because he doesn't favor playing three or more games on consecutive days to win the tournament -- his teams have gotten up for them. Calipari's teams at UMass, Memphis and Kentucky have been to 19 conference championship games in his 26-year career, winning a remarkable 15 of them.

There's No Place Like Home

Since the 2000-01 season, John Calipari-coached teams have posted a 314-27 (.921) record at home. At UK, Coach Cal is 161-8 (.953) in Rupp Arena.

In five of Calipari's nine complete seasons at Kentucky, the Wildcats have posted an undefeated record at home, including a school-record 19-0 mark during the 2014-15 season.

ON PACE WITH THE BARON OF THE BLUEGRASS

- Legendary coach Adolph Rupp won 876 career games while he was the coach of UK. He also led Kentucky to five NCAA titles during his 41-year tenure.
- John Calipari is just behind pace with Rupp to begin his career at UK in total victories. Calipari (.812) is slightly behind Rupp (.822) in total UK career winning percentage.

Coach	Games	Record	Next Game (358th Game)
Adolph Rupp	357	292-65	def. St. John's 70-50 (Dec. 21, 1946)
John Calipari	357	290-67	Jan. 26 vs. Kansas
Joe B. Hall	357	271-86	def. Ole Miss 76-57 (March 1, 1984)



COACH CALIPARI

UK vs. AP Ranked Foes Under Cal

Record as AP Top-Ranked Coach Since 2009-10

Coach	Schools	Records
1. John Calipari	Kentucky	69-7
2. Mike Krzyzewski	Duke	46-8
3. Bill Self	Kansas	42-8
4. Jay Wright	Villanova	28-6
5. Jim Boeheim	Syracuse	15-4
6. Tom Crean	Indiana	14-3
7. Thad Matta	Ohio State	13-2
8. Mark Few	Gonzaga	13-3
9. Sean Miller	Arizona	12-1
10. Billy Donovan	Florida	11-1

Record as AP Top-Ranked Coach Active

Coach	Schools	Records
1. Mike Krzyzewski	Duke	212-32
2. John Calipari	UK, Memphis, UMass	110-12
3. Roy Williams	UNC, Kansas	95-18
4. Bill Self	Kansas	44-9
5. Bruce Weber	Illinois	30-2
6. Jay Wright	Villanova	28-6
7. Jim Boeheim	Syracuse	24-5
8. Bob Huggins	Cincinnati	20-4
9. Tom Crean	Indiana	14-3
10. Mark Few	Gonzaga	13-3

through games on Jan. 22

All-Time Calipari Draft Picks

Player (School)	Round	Year (Overall)
Bam Adebayo (UK)	First	2017 (14)
Eric Bledsoe (UK)	First	2010 (18)
Devin Booker (UK)	First	2015 (13)
Antonio Burks (MEM)	Second	2004 (36)
Marcus Camby (UMASS)	First	1996 (2)
Rodney Carney (MEM)	First	2006 (16)
DeMarcus Cousins (UK)	First	2010 (5)
Willie Cauley-Stein (UK)	First	2015 (6)
Anthony Davis (UK)	First	2012 (1)
Hamidou Diallo (UK)	Second	2018 (45)
Joey Dorsey (MEM)	Second	2008 (33)
C. Douglas-Roberts (MEM)	Second	2008 (40)
Robert Dozier (MEM)	Second	2009 (60)
Tyrece Evans (MEM)	First	2009 (4)
De'Aaron Fox (UK)	First	2017 (5)
S. Gilgeous-Alexander (UK)	First	2018 (11)
Archie Goodwin (UK)	First	2013 (29)
Josh Harrellson (UK)	Second	2011 (45)
Andrew Harrison (UK)	Second	2015 (44)
Dakari Johnson (UK)	Second	2015 (48)
Terrence Jones (UK)	First	2012 (18)
Enes Kanter (UK)	First	2011 (3)
Michael Kidd-Gilchrist	First	2012 (2)
Brandon Knight (UK)	First	2011 (8)
Kevin Knox (UK)	First	2018 (9)
Skal Labissiere (UK)	First	2016 (28)
Doron Lamb (UK)	Second	2012 (42)
DeAndre Liggins (UK)	Second	2011 (53)
Trey Lyles (UK)	First	2015 (12)
Darius Miller (UK)	Second	2012 (46)
Malik Monk (UK)	First	2017 (11)
Jamal Murray (UK)	First	2016 (7)
Nerlens Noel (UK)	First	2013 (6)
Daniel Orton (UK)	First	2010 (29)
Patrick Patterson (UK)	First	2010 (14)
Julius Randle (UK)	First	2014 (7)
Lou Roe (UMass)	Second	1995 (30)
Derrick Rose (MEM)	First	2008 (1)
Marquis Teague (UK)	First	2012 (29)
Karl-Anthony Towns (UK)	First	2015 (1)
Tyler Ulis (UK)	Second	2016 (34)
Jarred Vanderbilt (UK)	Second	2018 (41)
Dajuan Wagner (MEM)	First	2002 (6)
John Wall (UK)	First	2010 (1)
Shawne Williams (MEM)	First	2006 (17)
James Young (UK)	First	2014 (17)

Calipari owns both of UK's longest winning streaks in the arena. He began his career at UK with a 54-game winning streak at Rupp Arena. It was the longest winning streak since the arena opened in 1976. With a win over Georgia on Feb. 9, 2016, he secured the second-longest streak in the storied building at 34 games (which ended at 42).

	Coach	Streak (Yrs)
1.	John Calipari	54 (2010-13)
2.	John Calipari	42 (2014-17)
3.	Rick Pitino	33 (1992-94)
4.	Joe B. Hall	30 (1981-82)
5.	Rick Pitino	27 (1995-97)

Life Away From Home Isn't So Bad Either

As good as John Calipari's team's have been at home, they're pretty good in hostile environments on the road. Dating back to the 2005-06 season, Calipari has recorded a 95-44 (.683) record on the road. At neutral-site venues, Kentucky is 73-18 (.802) all-time under Calipari.

Calipari at No. 1

John Calipari is one of just two coaches (Frank McGuire) to lead three programs to a No. 1 ranking. Calipari has led six of his 10 UK teams to the ranking and seven of his last 12 teams to the No. 1 ranking (he's done it nine times overall).

- When Coach Cal's teams have been at the top, they've been difficult to knock off:
- Calipari is 110-12 (.902) as the top-ranked Associated Press Top 25 coach in the country
- He's 69-7 (.908) when his team is at the top of the AP Top 25 as UK's head coach
- Calipari tallied a 32-4 mark at UMass when the Minutemen were No. 1 and he was 9-1 at Memphis when he had the Tigers at the pinnacle of the rankings
- Calipari (110) trails only Duke's Mike Krzyzewski (212) in active coaches with victories at No. 1
- Calipari has coached 122 career games as a No. 1 team, the fourth most in NCAA history, trailing Krzyzewski (244), John Wooden (228) and Adolph Rupp (131)
- Among coaches who have owned a No. 1 ranking in at least 119 games, Calipari's winning percentage of .902 trails only Wooden (.952) and is ahead of active coach Krzyzewski (.869)

30 is the new 20: Calipari Secures Another 20-Win Season

With an 87-66 win over Missouri on Feb. 24, 2018, John Calipari achieved another feat in his decorated coaching career. With his 20th victory in 2018, he secured his 24th consecutive on-court 20-win season. He leads all active coaches with that streak, ahead of Mike Krzyzewski (22) and Bill Self (20) who both also claimed a 20-win season in 2017-18.

With a first-round win over Northern Kentucky in the 2017 NCAA Tournament, Calipari and the Cats clinched a 30-win season for the fourth time as UK's head coach. Calipari has 10 seasons with 30 or more on-court wins. Only Krzyzewski (14) and Roy Williams (12) have more 30-win seasons as an active head coach. Calipari is the first coach in NCAA Division I history to record five straight on-court 30-win seasons, notching 30 wins in consecutive seasons from 2005-06 to 2009-10.

The Success Rate

John Calipari has graduated 100 percent of the players (18 of 18) who have been eligible to receive their diploma by the end of their senior years and exhausted their athletic eligibility. Of that group, Patrick Patterson, Jarrod Polson and Alex Poythress completed their

UK Collegiate Awards Under Calipari

All-America Honors	All-SEC	Shai Gilgeous-Alexander	2018
DeMarcus Cousins (2010) <i>AP (1), NABC (2), USBWA (2), SN (2)</i>	D. Cousins (2010) P. Patterson (2010) John Wall (2010)	1st (Coaches/AP) 1st (Coaches/2nd AP) 1st (Coaches/AP)	
John Wall (2010) <i>AP (1), NABC (2), USBWA (2), SN (2)</i>	T. Jones (2011) B. Knight (2011) Anthony Davis (2012)	1st (Coaches/AP) 1st (Coaches/2nd AP) 1st (Coaches/AP)	
Anthony Davis (2012) <i>AP (1), NABC (2), USBWA (2), SN (2)</i>	M. Kidd-Gilchrist (2012) T. Jones (2012) Doron Lamb (2012)	1st (Coaches/AP) 2nd (Coaches/AP) 2nd (Coaches)	
Michael Kidd-Gilchrist (2012) <i>AP (3), USBWA (2), NABC (3), SN (2)</i>	Nerlens Noel (2013) Julius Randle (2014) James Young (2014)	1st (Coaches/AP) 1st (Coaches/AP) 2nd (Coaches)	
Julius Randle (2014) <i>NABC (3)</i>	Devin Booker (2015) W. Cauley-Stein (2015) Aa. Harrison (2015)	2nd (Coaches/AP) 1st (Coaches/AP) 2nd (Coaches/AP)	
Willie Cauley-Stein (2015) <i>NABC (1), USBWA (1), SN (1)</i>	K. Towns (2015) Tyler Ulis (2016) Jamal Murray (2016)	1st (Coaches/AP) 1st (Coaches/AP) 1st (Coaches/AP)	
Karl-Anthony Towns (2015) <i>SN (3)</i>	Malik Monk (2017) De'Aaron Fox (2017) Bam Adebayo (2017)	1st (Coaches/AP) 1st (Coaches/AP) 2nd (Coaches/AP)	
Tyler Ulis (2016) <i>AP (1), SN (1), USBWA (2), NABC (2)</i>	Kevin Knox (2018) S. G. Alexander (2018)	1st (Coaches) 2nd (Coaches)	
Malik Monk (2017) <i>SN (2), USBWA (2), NABC (2), AP (2)</i>			
SEC Player of the Year	Patrick Patterson 2010 DeAndre Liggins 2011 Anthony Davis 2012 Michael Kidd-Gilchrist 2012 Nerlens Noel 2013 Willie Cauley-Stein 2013 Willie Cauley-Stein 2015 Tyler Ulis 2016		NCAA Final Four Team Anthony Davis (MVP) 2012 Michael Kidd-Gilchrist 2012 Doron Lamb 2012 Julius Randle 2014 James Young 2014
SEC Defensive Player of the Year	Anthony Davis 2012 (Coaches) Nerlens Noel 2013 (Coaches) Willie Cauley-Stein 2015 (Coaches) Tyler Ulis 2016 (Coaches)		NCAA Regional Tournament DeMarcus Cousins 2010 John Wall 2010 Josh Harrellson 2011 B. Knight (MVP) 2011 DeAndre Liggins 2011 M. Kidd-Gilchrist (MVP) 2012 Anthony Davis 2012 Doron Lamb 2012 Aaron Harrison 2014 Marcus Lee 2014 Julius Randle (MVP) 2014 Willie Cauley-Stein 2015 Andrew Harrison 2015 K. Towns (MVP) 2015 De'Aaron Fox 2017 Isaac Humphries 2017
SEC Freshman (Coaches)/Newcomer (AP) of the Year	John Wall 2010 (Coaches) Terrence Jones 2011 (Coaches/AP) Anthony Davis 2012 (Coaches/AP) Nerlens Noel 2013 (Coaches/AP) Julius Randle 2014 (Coaches/AP) Karl-Anthony Towns 2015 (Coaches/AP) Malik Monk 2017 (Coaches/AP) Kevin Knox 2018 (Coaches)	All-SEC Defensive Team DeAndre Liggins 2010 Anthony Davis 2012 Michael Kidd-Gilchrist 2012 Nerlens Noel 2013 Willie Cauley-Stein 2013 Willie Cauley-Stein 2015 Tyler Ulis 2016	SEC All-Tournament Team John Wall 2010 Eric Bledsoe 2010 DeMarcus Cousins 2010 Darius Miller 2011 Brandon Knight 2011 Josh Harrellson 2011 Anthony Davis 2012 Terrence Jones 2012 Aaron Harrison 2014 Julius Randle 2014 Willie Cauley-Stein 2015 Aaron Harrison 2015 Andrew Harrison 2015 Jamal Murray 2016 Tyler Ulis 2016 Bam Adebayo 2017 De'Aaron Fox 2017 Dominique Hawkins 2017 Wenyen Gabriel 2018 S. Gilgeous-Alexander 2018 Kevin Knox 2018
SEC Sixth Man of the Year	Darius Miller 2012 (Coaches) Kyle Wiltjer 2013 (Coaches) Devin Booker 2015 (Coaches)	Coaches' All-SEC Freshman Team Eric Bledsoe 2010 DeMarcus Cousins 2010 John Wall 2010 Brandon Knight 2011 Terrence Jones 2011 Doron Lamb 2011 Anthony Davis 2012 Michael Kidd-Gilchrist 2012 Willie Cauley-Stein 2013 Archie Goodwin 2013 Nerlens Noel 2013 Alex Poythress 2013 Julius Randle 2014 James Young 2014 Devin Booker 2015 Trey Lyles 2015 Karl-Anthony Towns 2015 Tyler Ulis 2015 Jamal Murray 2016 Malik Monk 2017 De'Aaron Fox 2017 Bam Adebayo 2017 Kevin Knox 2018	SEC Tournament MVP John Wall 2010 Darius Miller 2011 Willie Cauley-Stein 2015 Tyler Ulis 2016 De'Aaron Fox 2017 S. Gilgeous-Alexander 2018
CoSIDA Academic All-America	Alex Poythress (2nd) 2016		



COACH CALIPARI

degrees in three years. Jonny David and Brad Calipari are on track to graduate in May of 2019.

In the NCAA's Academic Progress Rate, which measures eligibility, retention and graduation, UK has posted a single-year Academic Progress Rate of 977 or higher in every season under Calipari, including a perfect 1,000 in the last five single-year reports. Kentucky's four-year composite score in the most recent report, which was released in May of 2018, was a 1,000, earning the team an NCAA academic award for the fourth year in a row for finishing in the top 10 percent of Division I men's basketball programs.

Under Calipari, the Wildcats routinely post a 3.0 grade-point average or better.

Dream Maker

As someone who prides himself on helping young men reach their dreams, Coach Cal has helped 46 players earn selection in the NBA Draft during his college coaching career, including 35 over his first nine seasons at Kentucky, which is more than any other coach.

- Four No. 1 overall selections (Derrick Rose, John Wall, Anthony Davis and Karl-Anthony Towns) during the nine drafts from 2008 to 2016. No other coach has more than two No. 1 picks
- In 2010, five of his UK players were selected in the first round for the first time in NBA history
- His six players in the 2012 and 2015 NBA drafts are the most in the two-round era
- Churned out 35 NBA Draft picks, 26 first-rounders, three No. 1 overall selections, seven top-five picks and 19 lottery picks at Kentucky
- Of the 54 players who have finished their college careers at Kentucky under Calipari, 35 have been selected in the NBA Draft (64.8 percent)
- Of the 21 players at UK who have declared for the NBA Draft after their freshman seasons, all 23 of 25 have been first-round picks. He is 27 for 29 in that regard when including his players from Memphis
- Dating back to the 2008 draft, 40 players under Coach Cal have been taken in the NBA Draft, including 28 first-rounders
- Only coach to produce the top two picks in the same draft (2012 - Anthony Davis and Michael Kidd-Gilchrist)
- Produced a top-10 pick in 11 straight drafts since 2008, the only school to do so during that time period

Developing Talent

John Calipari hasn't just signed the best talent in the country while he's been at Kentucky; he's been the best at developing that talent and getting it ready for the next level.

Of the 30 top-25 Rivals.com players Kentucky has signed and have completed their college eligibility at UK, 26 were drafted and 21 were selected in the first round. But that's only half the story. Calipari's players don't just make it to the pros; they're better prepared than anyone else. The proof is in the numbers.

Over the course of his career, Calipari's nearly 50 NBA pros have nearly \$1.9 billion in NBA contracts alone, which doesn't include endorsement deals and overseas contracts. Of his UK players in the NBA, they've earned nearly \$1.5 billion in guaranteed contracts.

Double-Digit Win Streaks

Kentucky's 38-game winning streak in 2014-15 was historic, but it wasn't completely out of the norm for John Calipari. With Kentucky's 14-game winning streak at the end of the 2016-17 season, Calipari has 18 streaks in his career where his teams have won 10 or more consecutive games during the season.

They've won 15 or more straight games nine times, 20 or more six times, 25 or more five times, and 30 or more one time. UK's 14-game winning streak before its season-ending loss last season was its longest since the 38-game winning streak in 2014-15.

- | | | | |
|-------------------------|---------------------------|--------------------------|---------------------------|
| 1. 38 Kentucky, 2014-15 | 6. 24 Kentucky, 2011-12 | T10. 14 UMass, 1991-92 | T16. 10 Memphis, 2001-02 |
| 2. 27 Memphis, 2008-09 | 7. 19 Kentucky, 2009-10 | T12. 12 Memphis, 2007-08 | T16. 10 UMass, 1993-94 |
| T3. 26 Memphis, 2007-08 | 8. 16 UMass, 1994-95 | T12. 12 Memphis, 2002-03 | T16. 10 Kentucky, 2010-11 |
| T3. 26 UMass, 1995-96 | 9. 15 Memphis, 2005-06 | T12. 12 UMass, 1992-93 | |
| 5. 25 Memphis, 2006-07 | T10. 14 Kentucky, 2016-17 | 15. 11 Memphis, 2003-04 | |

Calipari Knows Defense

Although the 2018-19 Wildcats are off to a slow defensive start, defense has always been a staple of John Calipari-coached teams. Dating back to complete NCAA records beginning in 2001-02, Calipari's teams have been among national leaders in several critical defensive categories.

Year	FG % Def.	3PT FG % Def.	Rebound Margin	Scoring Margin	Blocks
2001-02 (UM)	13th (39.5)	N/A (29.3)	11th (+6.6)	15th (+11.2)	54th (4.4)
2002-03 (UM)	28th (40.6)	N/A (29.3)	44th (+4.1)	32nd (+8.0)	26th (5.1)
2003-04 (UM)	34th (40.5)	N/A (35.8)	58th (+3.4)	48th (+7.1)	20th (5.0)
2004-05 (UM)	4th (38.4)	N/A (32.7)	75th (+2.9)	62nd (+5.9)	13th (5.4)
2005-06 (UM)	2nd (38.0)	N/A (30.3)	9th (+6.7)	5th (+14.6)	8th (6.4)
2006-07 (UM)	12th (39.0)	N/A (31.3)	28th (+5.3)	5th (+5.8)	12th (5.9)
2007-08 (UM)	12th (39.1)	N/A (30.2)	16th (+6.2)	2nd (+18.0)	8th (6.1)
2008-09 (UM)	1st (37.1)	10th (30.0)	19th (+6.1)	2nd (+16.3)	7th (6.0)
2009-10 (UK)	3rd (37.8)	47th (31.3)	4th (+8.1)	6th (+14.3)	4th (7.2)
2010-11 (UK)	15th (39.4)	59th (32.4)	60th (+3.6)	13th (+11.4)	3rd (6.3)
2011-12 (UK)	1st (37.4)	67th (31.8)	12th (+6.8)	1st (+16.8)	1st (8.6)
2012-13 (UK)	30th (39.2)	104th (32.4)	48th (+4.3)	48th (+8.2)	3rd (6.6)
2013-14 (UK)	59th (41.1)	67th (32.2)	2nd (+9.4)	43rd (+8.2)	13th (5.9)
2014-15 (UK)	1st (35.4)	3rd (27.1)	15th (+6.8)	1st (+20.1)	2nd (6.9)
2015-16 (UK)	24th (39.7)	75th (32.6)	39th (+5.2)	17th (+11.4)	6th (5.8)
2016-17 (UK)	98th (42.4)	12th (30.6)	39th (+4.7)	9th (+13.4)	15th (5.3)
2017-18 (UK)	14th (40.4)	4th (30.1)	40th (+5.1)	68th (+6.5)	31st (4.8)
2018-19 (UK)	81st (41.5)	264th (35.8)	7th (+9.5)	30th (+12.5)	14th (5.3)

rankings through Jan. 22

Former Players' NBA Awards

NBA Player of the Year	Anthony Davis (1st) 2015	Anthony Davis (2nd) 2017	John Wall 2014
Derrick Rose 2011	DeMarcus Cousins (2nd) 2015	Anthony Davis (2nd) 2015	Derrick Rose 2012
NBA Rookie of the Year	Derrick Rose (1st) 2012	John Wall (2nd) 2015	Derrick Rose 2011
Karl-Anthony Towns 2016	Derrick Rose (1st) 2011	Marcus Camby (1st) 2008	Derrick Rose 2010
Tyreke Evans 2010	All-NBA Rookie Team	Marcus Camby (1st) 2007	
Derrick Rose 2009	Jamal Murray (2nd) 2017	Marcus Camby (2nd) 2006	All-Star Game MVP
	K. Towns (1st) 2016	Marcus Camby (2nd) 2005	Anthony Davis 2017
NBA Defensive Player of the Year	Devin Booker (1st) 2016	NBA All-Star Team	Rising Stars Challenge MVP
Marcus Camby 2007	W. Cauley-Stein (2nd) 2016	DeMarcus Cousins 2018	Jamal Murray 2017
	Nerlens Noel (1st) 2015	Anthony Davis 2018	John Wall 2011
	Anthony Davis (1st) 2013	Karl-Anthony Towns 2018	Tyreke Evans 2010
NBA Cares Community Assist Award	M. Kidd-Gilchrist (2nd) 2013	John Wall 2018	
DeMarcus Cousins 2017	Brandon Knight (1st) 2012	DeMarcus Cousins 2017	Slam Dunk Contest Winner
John Wall 2016	D. Cousins (1st) 2011	Anthony Davis 2017	John Wall 2014
	John Wall (1st) 2011	John Wall 2017	
	Eric Bledsoe (2nd) 2011	DeMarcus Cousins 2016	Three-Point Contest Winner
All-NBA Team	Tyreke Evans (1st) 2010	Anthony Davis 2016	Devin Booker 2018
Anthony Davis (1st) 2018	Derrick Rose (1st) 2010	John Wall 2016	
K. Towns (3rd) 2018	Marcus Camby (1st) 1997	DeMarcus Cousins 2015	Skills Challenge Winner
Anthony Davis (1st) 2017		Anthony Davis 2015	Karl-Anthony Towns 2016
John Wall (3rd) 2017	All-NBA Defensive Team	John Wall 2015	
DeMarcus Cousins (2nd) 2016	Anthony Davis (1st) 2018	Anthony Davis 2014	

Recruiting Trail

The Wildcats have signed more top-25 players under John Calipari's leadership than any other school. Nearly a quarter of all Rivals' top-10 prospects nationally over the past 10 classes have signed with Coach Cal and the Cats.

PLAYER (YEAR)	ESPN	RIVALDS	247	MCD	JB
Dontaie Allen ('19)	91	54	84		
Tyrese Maxey ('19)	7	9	10	Y	
Ashton Hagans ('18)	20	13	12		
Tyler Herro ('18)	30	36	38		Y
Keldon Johnson ('18)	7	15	18	Y	Y
EJ Montgomery ('18)	14	11	6	Y	
Zan Payne ('18)	NR	NR	NR		
Immanuel Quickley ('18)	25	22	19	Y	
Jemarl Baker ('17)	66	82	90		
Hamidou Diallo ('17)	11~	10~	11		
Shai Gilgeous-Alexander ('17)	35	34	20		
Quade Green ('17)	24	22	33	Y	Y
Kevin Knox ('17)	10	10	18	Y	Y
Nick Richards ('17)	17	17	15	Y	Y
Jarred Vanderbilt ('17)	19	14	12	Y	Y
PJ Washington ('17)	12	15	9	Y	Y
Bam Adebayo ('16)	5	7	12	Y	Y
Brad Calipari ('16)	NR	NR	NR		
De'Aaron Fox ('16)	6	6	6	Y	Y
Wenwen Gabriel ('16)	14	13	14	Y	
Sacha Killeya-Jones ('16)	24	24	25	Y	
Malik Monk ('16)	9	9	10	Y	Y
Tai Wynyard ('16)	NR	NR	NR		
Isaiah Briscoe ('15)	13	10	16	Y	Y
Jonny David ('15)	NR@	NR@	NR@		
Isaac Humphries ('15)	49	NR^	62		
Skal Labissiere ('15)	2	1	2		Y
Charles Matthews ('15)	42	48	74	Y	
Jamal Murray ('15)	NA^	9	10		
Dillon Pulliam ('15)	NA	NA#	NA#		
Devin Booker ('14)	18	29	22	Y	Y
Trey Lyles ('14)	6	13	17	Y	Y
Karl-Anthony Towns ('14)	9	5	2	Y	Y
Tyler Ulis ('14)	25	21	20	Y	Y
EJ Floreal ('13)	NR@	NR@	NR@		
Aaron Harrison ('13)	9	7	5	Y	Y
Andrew Harrison ('13)	5	5	3	Y	Y
Dominique Hawkins ('13)	NR	NR	151		
Dakari Johnson ('13)	7	9	8	Y	Y
Marcus Lee ('13)	25	19	14	Y	Y
Julius Randle ('13)	3	2	2	Y	Y
Derek Willis ('13)	NR	115	58		
James Young ('13)	8	11	10	Y	Y
Archie Goodwin ('12)	15	14	18	Y	Y
Willie Cauley-Stein ('12)	40	40	47		
Tod Lanter ('12)	NA#@	NA#@	NA#@		
Julius Mays ('12)	NA#	NA#	NA#		
Nerlens Noel ('12)	1	2	1		Y
Alex Pooythress ('12)	13	8	7	Y	Y
Twany Beckham ('11)	NA#	NA#	NA#		
Anthony Davis ('11)	1	2	1	Y	Y
Ryan Harrow ('11)	NA#	NA#	NA#		
Michael Kidd-Gilchrist ('11)	4	3	2	Y	Y
Sam Malone ('11)	NR@	NR@	NR@		
Brian Long ('11)	NR@	NR@	NR@		
Marquis Teague ('11)	8	5	6	Y	Y
Kyle Wiltjer ('11)	19	22	21	Y	Y
Terrence Jones ('10)	9	13	8*	Y	Y
Enes Kanter ('10)	25	3	3*		
Brandon Knight ('10)	4	6	6*	Y	Y
Doron Lamb ('10)	29	21	28*	Y	Y
Jarrod Polson ('10)	NR@	NR@	NR*@		
Stacey Poole, Jr. ('10)	51	33	67*		
Eloy Vargas ('10)	NA#	NA#	NA#		
Eric Bledsoe ('09)	NR	23	37*		
DeMarcus Cousins ('09)	4	2	3*	Y	Y
Darnell Dodson ('09)	NA#	NA#	NA#		
Jon Hood ('09)	92	40	46*		
Daniel Orton ('09)	13	22	17*	Y	
John Wall ('09)	5	1	2*	Y	

Top-10 Players	22	23	23
Top-25 Players	41	43	42
Top-50 Players	47	50	48

McDonald's All-Americans 33
Jordan Brand Classic All-Americans 37

* Scout.com ranking | ~ final ranking in the 2017 class before early enrollment | ^ reclassified after final rankings were released | # transfer | @ joined team as walk-on



COACH CALIPARI

A “players-first” coach with a penchant for helping people reach their dreams, John Calipari, a Naismith Memorial Basketball Hall of Famer, has guided six teams to the Final Four, led one to a national championship and helped 46 players get selected in the NBA Draft during his 26-year college coaching career.

Calipari guided Kentucky to its eighth national championship and his first national title in 2012. In becoming only the second coach in NCAA history to lead three different schools to the Final Four, he has racked up more than 700 on-court victories, 19 NCAA Tournament appearances, six Final Fours and numerous national coach of the year honors.

In 2015, Coach Cal led college basketball’s first ever 38-0 team, and became one of just three coaches to make four Final Fours in a five-year span. At the end of the season, Calipari became the 96th coach to join the Naismith Memorial Basketball Hall of Fame.

While building a program out of obscurity at Massachusetts, laying the foundation at Memphis and restoring luster at the sport’s greatest program at Kentucky, he has totaled the second-most wins in NCAA history in the first 20 years of a college coaching career.

Quite honestly, though, Calipari’s on-court success overshadows a much more significant picture.

In his goal to lead a players-first program, he has helped 46 players realize their dreams and guided them to NBA Draft selections, including a record five first-round draft picks in 2010. Two years later, six Wildcats heard their names called at the 2012 draft, the most in the two-round draft era. UK, with Calipari’s help, would tie those six picks again in 2015, including a record-tying four lottery selections. His four No. 1 overall picks are twice as many as any other coach, and he’s had 35 players drafted during his first nine years at Kentucky, including 26 first-round picks.

Calipari’s players have entered the league NBA-ready. His players have garnered 18 All-Star selections, with Anthony Davis winning the game’s MVP honor in 2017. Rose was named MVP in 2011, five players have been tabbed All-NBA, three have been named NBA Rookie of the Year, and 11 players from Calipari’s first nine teams at Kentucky have made the NBA All-Rookie teams.

Much like he did at UMass, where his players graduated at nearly 80 percent, Calipari has stressed academics. Fifteen of his last 18 seniors at Memphis earned their bachelor’s degrees, and all 17 players at UK who were eligible to graduate by the end of their senior years walked away with a diploma in hand, including three players who earned their degree in just three years. Another Wildcat, Dillon Pulliam, is set to graduate in May of 2018. Calipari’s teams routinely have posted a combined team grade-point averages of 3.0 or better.

His foundation, The Calipari Foundation, has raised millions of dollars to help the lives of those in need in the Commonwealth and across the country. In 2010, he used a telethon to raise more than \$1 million for victims of the devastating earthquake in Haiti. He organized another one in 2012 for victims of Superstorm Sandy and another one in 2017 for victims of Hurricane Harvey.

In 2013, Calipari developed the idea of hosting an annual alumni weekend around his basketball fantasy experience with the intent to raise money for charity. After generating \$350,000 for selected organizations and charities during the inaugural game, the weekend (the game and the fantasy experience) has generated more than \$1 million for charity every year since, including in 2014 without the funds from an alumni game and 2016 with a celebrity softball game in place of the traditional basketball game.

In 2017, Coach Cal was named the head coach of the 2017 USA Basketball Men’s U19 World Cup Team, which finished third at the 2017 FIBA U19 World Cup in Cairo.

Author of five books, including the New York Times Best Seller “Players First: Coaching from the Inside Out,” Calipari is a master of communication and maximizing talent. He lives by the motto that “it’s never a matter of how far you have fallen, but instead it’s about how high you bounce back.”

BIOGRAPHICAL INFORMATION

Date of Birth: Feb. 10, 1959 | **Wife:** Ellen
Children: Erin, Megan, Brad

Education

Clarion State (1982)

Head Coaching Experience

University of Massachusetts (1989-96)
New Jersey Nets (NBA) (1997-99)
University of Memphis (2001-09)
University of Kentucky (2010-present)

COACHING AWARDS

- 2018 Naismith Hall of Fame 'Service Above Self' Honoree
- 2018 NABC Metropolitan Award
- 2015 Naismith Memorial Basketball Hall of Fame Inductee
- 2015 AP National Coach of the Year
- 2015 Naismith National Coach of the Year
- 2015 NABC National Coach of the Year
- 2015 The Sporting News National Coach of the Year
- 2015 Adolph Rupp National Coach of the Year
- 2015 SEC Coach of the Year (AP/Coaches)
- 2015 USBWA District IV Coach of the Year
- 2012 Nell & John Wooden Coach of the Year Leadership Award
- 2012 Naismith National Coach of the Year Finalist
- 2012 SEC Coach of the Year (AP/Coaches)
- 2010 Adolph Rupp National Coach of the Year
- 2010 Naismith National Coach of the Year Finalist
- 2010 SEC Coach of the Year (AP)
- 2010 *Sporting News* SEC Coach of the Year
- 2010 Yahoo! Sports SEC Coach of the Year
- 2010 USBWA District IV Coach of the Year
- 2009 NABC National Co-Coach of the Year
- 2009 *Sports Illustrated* National Coach of the Year
- 2009 Phelan National Coach of the Year
- 2009 Iba National Coach of the Year Finalist
- 2009 C-USA Coach of the Year
- 2008 Naismith National Coach of the Year
- 2008 C-USA Coach of the Year
- 2008 Iba National Coach of the Year Finalist
- 2008 Phelan National Coach of the Year Finalist
- 2007 Phelan National Coach of the Year Finalist
- 2007 USBWA District IV Coach of the Year
- 2007 *Basketball Times* South Region Coach of the Year
- 2006 C-USA Coach of the Year
- 2004 NABC District 7 Coach of the Year
- 1996 Naismith National Coach of the Year
- 1996 NABC National Coach of the Year
- 1996 *The Sporting News* National Coach of the Year
- 1996 Atlantic 10 Coach of the Year
- 1995 Naismith National Coach of the Year Finalist
- 1994 Naismith National Coach of the Year Finalist
- 1994 Atlantic 10 Coach of the Year
- 1993 USBWA District I Coach of the Year
- 1993 Atlantic 10 Coach of the Year
- 1992 Eastern Basketball Coach of the Year

CHART SHOWS STATS FROM 2009-10 SEASON THROUGH 2017-18
ONLY SCHOOLS WITH AT LEAST TWO OR MORE ELITE EIGHTS AND AT LEAST ONE FINAL FOUR WERE CONSIDERED

TEAMS	WINS	NCAA TOURNAMENT WINS	NATIONAL TITLES	FINAL FOURS	ELITE EIGHTS	SWEET 16'S	LEAGUE TITLES (RS)	LEAGUE TOURNAMENT TITLES
ARIZONA	247	13	0	0	3	5	5	3
DUKE	267	23	2	2	4	6	1	3
FLORIDA	226	17	0	1	5	5	3	1
GONZAGA	271	17	0	1	2	4	8	7
KANSAS	278	23	0	2	5	5	9	5
KENTUCKY	275	28	1	4	6	7	5	6
LOUISVILLE	238	16	1	2	3	4	2	3
MICHIGAN	217	17	0	2	3	4	2	2
MICHIGAN ST.	238	17	0	2	3	5	3	3
N. CAROLINA	248	22	1	2	4	5	4	1
SYRACUSE	232	18	0	2	3	5	0	0
UCONN	197	13	2	2	2	2	0	2
VILLANOVA	244	16	2	2	2	2	4	3
WISCONSIN	228	18	0	2	2	6	1	1



NCAA DIVISION I ACTIVE WINNINGEST COACHES

(On-Court By Percentage - Min. 10 yrs. at Division I level)

NO.	COACH/TEAM	YRS.	PCT.
1.	Mark Few/Gonzaga	18	.819
2.	Roy Williams/UNC	30	.788
3.	John Calipari/Kentucky	26	.779
4.	Mike Krzyzewski/Duke	43	.765
5.	Bill Self/Kansas	25	.765

*numbers going into the 2018-19 season

SINCE 2005-06 ...

Since the 2005-06 season, John Calipari's on-court record ranks him as the winningest coach. Totals through Jan. 22, 2019.

COACH	RECORD
1. John Calipari	427-81
2. Bill Self	416-82
3. Mike Krzyzewski	395-94
4. Mark Few	394-83
5. Roy Williams	387-115

MISCELLANEOUS ON-COURT RECORDS

Overall On-Court Record:735-207 (.780)
 March/April Record:157-44 (.781)
 NCAA Record:53-18 (.746)
 Record in Conference Games:334-102 (.766)
 Record in Conference Tournament:56-12 (.824)

- Calipari owns the most single-season wins with 38, tying his own record (Memphis in '08 and UK in '12) in 2015 with 38 wins. He owns the most single-season wins at UMass, Memphis and UK
- Calipari is one of two coaches (Roy Williams) in NCAA Division I history to have 400 or more wins in the first 16 years as a head coach. Calipari had 416 wins in his first 16 years
- Calipari is the winningest coach in NCAA Division I history for a five-year span with 173 victories (2008-12)
- Calipari is the first coach in NCAA Division I history to record five straight on-court 30-win seasons. Memphis hit the 30-win plateau from 2006-09
- Calipari is one of only two coaches (Rick Pitino) to lead three different schools to a Final Four
- Calipari is one of only three coaches (John Wooden, Mike Krzyzewski) to go to four Final Fours in five seasons
- Calipari started with a 54-0 record in Rupp Arena as head coach of the Wildcats
- Calipari has 31 players that have been chosen in the NBA Draft (24 first-round picks) over the last eight seasons
- Calipari has more wins (327) in a 10-year period (2006-15) than any other coach in college basketball history
- Calipari is the second-fastest Division I men's basketball coach to reach 200 victories at a single school, behind only LIU-Brooklyn's Claire Bee
- Calipari's 30 combined regular season and tournament league titles trail only Mark Few (32) of Gonzaga for the most among active coaches
- Calipari became the fourth-fastest coach to 700 on-court wins, behind only Adolph Rupp, Jerry Tarkanian and Roy Williams
- Calipari has the third-most wins in school history, behind only Adolph Rupp and Joe B. Hall

CAL IN CONFERENCE

SEC COACHES	CONFERENCE	Tournament	Conference
	CHAMPIONSHIPS	Championships	Coach of the Year
Avery Johnson, Alabama	0	0	0
Mike Anderson, Arkansas	1	1	1
Bruce Pearl, Auburn	8	2	7
Michael White, Florida	3	0	3
Tom Crean, Georgia	3	0	3
John Calipari, Kentucky	15	15	9
Will Wade, LSU	0	0	1
Cuonzo Martin, Missouri	1	0	1
Kermit Davis, Ole Miss	7	4	3
Ben Howland, Mississippi State	7	4	3
Frank Martin, South Carolina	0	0	1
Rick Barnes, Tennessee	4	1	6
Billy Kennedy, Texas A&M	5	2	4
Bryce Drew, Vanderbilt	4	2	3
TOTALS	58	31	45

CALIPARI VS. ALL OPPONENTS

Alabama 15-4	George Mason 1-0	Morehead State 2-0	St. Bonaventure 17-1
Albany 1-0	George Washington 8-9	Murray State 1-0	St. John's 1-0
Arizona 2-1	Georgetown 2-1	Nevada 1-0	St. Joseph's 15-5
Arizona State 2-1	Georgia 17-2	New Hampshire 5-0	St. Mary's 1-0
Arkansas 11-6	Georgia Tech 1-1	New Mexico 1-0	St. Peter's 1-0
Arkansas-Little Rock 3-0	Gonzaga 4-0	New Orleans 1-0	Stanford 3-2
Arkansas-Pine Bluff 1-0	Grand Canyon 1-0	NJIT 1-0	Stephen F. Austin 1-0
Arkansas State 4-0	Hampton 1-0	North Carolina 7-3	Stony Brook 1-0
Auburn 10-2	Hartford 2-0	North Carolina State 1-0	Syracuse 3-2
Austin Peay 6-1	Harvard 2-0	North Dakota 1-0	TCU 7-1
Baylor 1-2	Hofstra 1-0	North Texas 1-0	Temple 13-11
Belmont 2-0	Holy Cross 4-1	Northeastern 3-1	Tennessee 15-9
Boise State 1-0	Houston 16-3	Northern Kentucky 2-0	Tennessee State 1-0
Boston 7-1	Howard 1-0	Northwestern State 1-0	Tennessee Tech 1-0
Boston College 2-0	Illinois 1-1	Notre Dame 2-1	Texas 2-2
Bradley 1-0	Illinois State 1-0	Oakland 1-0	Texas A&M 9-3
Bucknell 1-0	Indiana 3-2	Ohio State 1-2	Towson State 1-0
Buffalo 2-0	Iowa 0-1	Oklahoma 5-1	Troy 1-0
BYU 1-0	Iowa State 2-0	Oklahoma State 0-2	Tulane 16-0
Cal State Northridge 1-0	Jackson State 2-0	Old Dominion 2-0	Tulsa 11-1
Canisius 1-0	Kansas 3-6	Ole Miss 14-4	UAB 14-3
Central Conn. St. 2-0	Kansas State 2-1	Oral Roberts 1-0	UCF 5-0
Charlotte 2-3	Keene State 1-0	Oregon State 1-0	UCLA 4-4
Chattanooga 2-0	Kentucky 2-4	Pennsylvania 3-0	UNC Asheville 2-0
Christian Brothers 2-0	La Salle 3-0	Penn State 4-4	UNC Greensboro 2-0
Cincinnati 6-7	Lafayette (Pa.) 1-0	Pepperdine 1-0	UNC Wilmington 1-0
Cleveland State 4-0	Lamar 4-0	Pittsburgh 2-1	UIC 1-0
Coastal Carolina 1-0	LIU-Brooklyn 1-0	Portland 3-0	USF 10-1
Colorado 1-1	Lipscomb 1-0	Princeton 2-0	Utah 2-1
Colorado State 0-1	Long Beach State 1-0	Providence 3-1	Utah Valley 1-0
Columbia 1-0	Louisiana Tech 1-1	Purdue 2-1	UTEP 5-0
Connecticut 2-5	Louisville 16-7	Radford 1-0	UT Arlington 3-0
Coppin State 1-0	Loyola 1-0	Rhode Island 16-2	UT Martin 5-0
Cornell 1-0	Lowell 2-1	Rice 4-0	Valparaiso 1-0
Dartmouth 1-0	LSU 11-2	Richmond 1-0	Vanderbilt 16-4
Davidson 1-0	Manhattan 2-0	Rider 1-0	Vermont 3-0
Dayton 1-0	Marist 2-0	Robert Morris 1-1	Villanova 2-0
DePaul 4-2	Marquette 3-1	Rutgers 11-4	Virginia 0-1
Detroit 1-0	Marshall 6-0	Saint Louis 4-3	Virginia Tech 3-0
Drexel 2-0	Maryland 5-3	Sam Houston State 1-0	VMI 1-0
Duke 1-3	Massachusetts 1-0	Samford 3-0	Wake Forest 2-1
Duquesne 12-4	Memphis 1-0	Santa Clara 1-0	Washington 1-0
East Carolina 7-0	Miami (Fla.) 0-1	Savannah State 1-0	West Virginia 13-7
East Tennessee State 4-0	Miami (Ohio) 2-0	Seton Hall 1-1	Western Kentucky 2-0
Eastern Kentucky 3-0	Michigan 1-0	Siena 4-0	Wichita State 2-0
Eastern Michigan 2-0	Michigan State 2-1	SMU 7-0	Winthrop 3-0
Fairfield 1-0	Middle Tennessee 3-0	South Carolina 13-3	Wisconsin 1-1
Florida 15-8	Milwaukee 1-0	South Connecticut 1-0	Wofford 1-0
Florida State 1-1	Mississippi State 13-0	Southeastern Louisiana 3-0	Wright State 1-0
Florida Tech 0-1	Mississippi Valley St. 1-0	Southern Cal 2-0	Xavier 2-2
Fordham 5-0	Missouri 8-3	Southern Illinois 1-0	Yale 1-0
Fort Wayne 1-0	Monmouth 2-0	Southern Miss 15-4	
Furman 1-0	Montana State 1-0	Southwest Texas St. 1-0	



TEAM GAME RECORDS CAL ERA

MOST FIELD GOALS

FGs.	Opponent	Date
46	MARIST	11/11/11
44	vs. Arizona State	11/28/16
44	AUBURN	2/21/15
42	UIC	11/26/17
42	LIU BROOKLYN	11/23/12
41	UT MARTIN	11/25/16
41	HARTFORD	12/29/09
40	vs. North Carolina	12/17/16
40	LAFAYETTE	11/16/12
38	CLEVELAND STATE	11/23/16
38	LSU	3/5/16
38	vs. Wake Forest	3/20/10

FEWEST FIELD GOALS

FGs.	Opponent	Date
14	at South Carolina	3/1/14
16	vs. Kansas State	3/22/18
16	ALABAMA	3/4/14
17	GEORGIA	12/31/17
17	LOUISVILLE	12/31/11
17	at Auburn	2/12/14
18	vs. LSU	3/9/12
18	vs. Vanderbilt	3/15/13
18	vs. Florida	3/16/14
18	vs. UConn	4/7/14
18	at Texas A&M	1/10/15
18	at South Carolina	1/24/15

MOST FIELD-GOAL ATTEMPTS

FGs.	Opponent	Date
84	vs. Arizona State	11/28/16
80	UCLA	12/3/16
77	ARKANSAS	1/23/10
76	ARKANSAS	2/27/14
75	MARIST	11/11/11
74	at Ole Miss	12/29/16
74	vs. North Carolina	12/17/16
74	UT MARTIN	11/25/16

FEWEST FIELD-GOAL ATTEMPTS

FGs.	Opponent	Date
39	at South Carolina	1/24/15
40	at Robert Morris	3/19/13
41	ALABAMA	1/31/15
41	TENNESSEE	1/31/12
42	vs. Kansas State	3/22/18
42	vs. Alabama	3/10/18
42	FLORIDA	2/15/14
42	vs. Providence	12/1/13
42	vs. LSU	3/9/12
42	vs. Cleveland State	11/24/09

MOST FREE THROWS

FTs.	Opponent	Date
35	vs. Indiana	3/23/12
33	at South Carolina	3/1/14
32	LOUISVILLE	12/31/11
31	MOREHEAD STATE	11/21/12
31	INDIANA	12/11/10
30	vs. Auburn	3/14/15
30	UNC ASHEVILLE	11/8/13
30	vs. Baylor	3/25/12
29	VMI	11/18/18
29	ILLINOIS STATE	11/30/15
29	at North Carolina	12/14/13

FEWEST FREE THROWS

FTs.	Opponent	Date
3	ETSU	11/17/17
4	vs. UConn	4/2/11
4	VANDERBILT	1/23/16
5	vs. Georgia	3/9/18
6	vs. Michigan	3/30/14
6	at Florida	2/12/13

6	at Alabama	1/22/13
6	vs. Princeton	3/17/11

MOST FREE-THROW ATTEMPTS

FTs.	Opponent	Date
48	UNC ASHEVILLE	11/8/13
46	ILLINOIS STATE	11/30/15
44	vs. Baylor	3/25/12
44	INDIANA	12/11/10
43	at North Carolina	12/14/13
43	LOUISVILLE	12/31/11
42	at South Carolina	3/1/14
41	vs. TENNESSEE STATE	11/23/18
41	vs. LSU	3/14/14
41	MOREHEAD STATE	11/21/12

FEWEST FREE-THROW ATTEMPTS

FTs.	Opponent	Date
6	VANDERBILT	1/23/16
10	vs. Georgia	3/9/18
10	vs. Wisconsin	4/4/15
11	at Georgia	1/15/19
11	at Louisville	12/29/18
11	at LSU	2/10/15
11	vs. Michigan	3/30/14
11	MISSISSIPPI STATE	2/27/13
11	at Florida	2/12/13
11	at Alabama	1/22/13
11	at Florida	3/4/12
11	GEORGIA	3/1/12
11	FLORIDA	2/7/12
11	vs. Princeton	3/17/11

MOST 3-POINTERS

3s.	Opponent	Date
15	GEORGIA	3/1/12
15	vs. ETSU	3/18/10
14	HARTFORD	12/29/09
13	TEXAS A&M	1/3/17
13	vs. Alabama	3/11/16
13	ETSU	11/12/10
12	UTAH	12/15/18
12	FLORIDA	2/6/16
12	vs. UCLA	12/20/14
12	CHATTANOOGA	12/17/11
12	vs. North Carolina	3/27/11
12	WINTHROP	12/22/10
12	VANDERBILT	1/30/10

FEWEST 3-POINTERS

3s.	Opponent	Date
0	vs. Davidson	3/15/18
1	at South Carolina	1/16/18
1	at Vanderbilt	1/10/17
1	Texas	12/5/14
1	LSU	2/22/14
1	vs. LSU	3/9/12
1	Tennessee	1/31/12
1	vs. Alabama	3/12/10

MOST 3-POINT ATTEMPTS

3s.	Opponent	Date
33	CHATTANOOGA	12/17/11
33	vs. ETSU	3/18/10
33	ARKANSAS	1/23/10
32	vs. West Virginia	3/27/10
28	vs. Arizona State	11/28/16
28	at Texas A&M	1/10/15
28	ALABAMA	3/4/14
28	vs. Vanderbilt	3/11/12
28	HARTFORD	12/29/09
27	GEORGIA	3/1/12
27	vs. UConn	4/2/11

FEWEST 3-POINT ATTEMPTS

3s.	Opponent	Date
5	vs. Wisconsin	4/4/15
5	vs. Wisconsin	4/5/14
5	at Tennessee	1/14/12
6	vs. Davidson	3/15/18
6	FLORIDA	3/7/15
6	Vanderbilt	1/20/15
7	at Missouri	1/29/15
7	PROVIDENCE	11/30/14
7	vs. Louisville	3/31/12
7	at Indiana	12/10/11

MOST REBOUNDS

Rebs.	Opponent	Date
59	vs. Arizona State	11/28/16
59	ARKANSAS	1/23/10
57	LOUISVILLE	12/31/11
56	ROBERT MORRIS	11/17/13
54	NJIT	11/14/15

FEWEST REBOUNDS

Rebs.	Opponent	Date
21	ALABAMA	1/31/15
21	at Tennessee	2/16/13
22	vs. Wisconsin	4/4/15
23	UTAH	12/15/18
24	GEORGIA	2/3/15
24	NORTH CAROLINA	12/13/14
24	TENNESSEE	1/18/14
25	vs. Baylor	12/6/13
25	at Robert Morris	3/19/13

MOST OFFENSIVE REBOUNDS

Rebs.	Opponent	Date
26	ARKANSAS	2/27/14
24	GRAND CANYON	11/14/14
24	vs. West Virginia	3/27/10
22	NJIT	11/14/15
22	at Auburn	2/2/14
22	ARKANSAS	1/23/10
21	at West Virginia	1/27/18
21	VALPARAISO	12/7/16
21	COLUMBIA	12/10/14
21	at South Carolina	3/1/14
21	BAYLOR	12/1/12
21	at Indiana	12/12/09

FEWEST OFFENSIVE REBOUNDS

Rebs.	Opponent	Date
1	vs. Alabama	3/10/18
3	at South Carolina	1/24/14
5	GEORGIA	2/3/15
5	ALABAMA	1/31/15
5	MISSISSIPPI STATE	2/15/11
5	GEORGIA	1/29/11

MOST DEFENSIVE REBOUNDS

Rebs.	Opponent	Date
39	vs. Arizona State	11/28/16
39	ROBERT MORRIS	11/17/13
39	EASTERN MICHIGAN	1/2/13
38	TROY	11/20/17
38	vs. Hampton	3/19/15
38	EASTERN KENTUCKY	12/7/14
38	vs. Cleveland State	11/24/09
37	at Texas A&M	1/10/15
37	LOUISVILLE	12/31/11
37	ARKANSAS	1/23/10

FEWEST DEFENSIVE REBOUNDS

Rebs.	Opponent	Date
9	at Tennessee	2/16/13
13	NORTH CAROLINA	12/13/14
15	vs. Baylor	12/6/13
15	at Alabama	1/18/11

16	UTAH	12/15/18
16	vs. Wisconsin	4/4/15
16	ALABAMA	1/31/15
16	TEXAS A&M	1/12/13
16	at Auburn	1/11/12
16	vs. UConn	11/24/10

MOST ASSISTS

Assts.	Opponent	Date
33	vs. Arizona State	11/28/16
30	HARTFORD	12/29/09
28	LIU BROOKLYN	11/23/12
28	vs. UNC Asheville	11/30/09
25	CLEVELAND STATE	11/23/16
25	AUBURN	2/21/15
25	vs. UCLA	12/20/14
24	vs. North Carolina	12/22/18
24	at Ole Miss	12/29/16
24	UT MARTIN	11/25/16
24	BOSTON	11/21/14
24	MARIST	11/11/11
24	vs. ETSU	3/18/10

FEWEST ASSISTS

Assts.	Opponent	Date
5	LSU	2/22/14
6	vs. Kansas State	3/22/18
6	at Florida	3/3/18
6	VANDERBILT	3/1/11

MOST TURNOVERS

TOs.	Opponent	Date
24	MOREHEAD STATE	11/13/09
23	SAM HOUSTON STATE	11/19/09
22	ETSU	11/17/17
21	LOUISVILLE	12/31/11
21	vs. Old Dominion	11/20/11
21	NORTH CAROLINA	12/5/09
20	EASTERN MICHIGAN	11/27/13
20	ALBANY	11/13/15
20	vs. Cleveland State	11/24/09

FEWEST TURNOVERS

TOs.	Opponent	Date
3	at Georgia	3/3/15
3	at South Carolina	2/4/12
4	ALABAMA	2/23/16
4	COLUMBIA	12/10/14
4	vs. Wisconsin	4/5/14
4	PORTLAND	11/26/11
5	vs. Georgia	3/9/18
5	vs. Georgia	3/12/16
5	at Vanderbilt	2/27/16
5	ALABAMA	1/31/15

MOST BLOCKS

Blks.	Opponent	Date
18	ST. JOHN'S	12/1/11
15	vs. Stony Brook	3/17/16
14	at Georgia	3/3/10
13	vs. UCLA	12/20/14
13	at Ole Miss	1/29/13
13	ARKANSAS	1/17/12
13	vs. Kansas	11/15/11
13	MARIST	11/11/11

FEWEST BLOCKS

Blks.	Opponent	Date
1	at Alabama	1/5/19
1	vs. Georgia	3/9/18
1	at Vanderbilt	1/10/17
1	vs. Alabama	3/11/16
1	at LSU	1/5/16
1	WRIGHT STATE	11/20/15
1	ALABAMA	1/31/15
1	at Missouri	1/29/15



TEAM GAME RECORDS CAL ERA

1	vs. Wisconsin	4/5/14
1	at Florida	3/8/14

MOST STEALS

Stls.	Opponent	Date
15	LAFAYETTE	11/16/12
13	OLE MISS	1/2/16
13	vs. UConn	12/9/09
12	vs. North Carolina	12/22/18
12	NORTH DAKOTA	11/14/18
12	STEPHEN F. AUSTIN	11/11/16
12	BOSTON	11/24/15
12	NORTH CAROLINA	12/13/14
12	PROVIDENCE	11/30/14
12	LIPSCOMB	12/15/12
12	PORTLAND	11/26/11
12	vs. Cornell	3/25/10
12	GEORGIA	1/9/10
12	vs. UNC Asheville	11/30/09

FEWEST STEALS

Stls.	Opponent	Date
0	vs. Baylor	12/6/13
1	vs. Duke	11/7/18
1	at West Virginia	1/27/18
1	vs. Michigan State	11/12/13
1	at Robert Morris	3/19/13
1	vs. West Virginia	3/19/11
1	FLORIDA	2/26/11

MOST PERSONAL FOULS

Fls.	Opponent	Date
33	at Kansas	1/30/16
32	at South Carolina	1/16/18
31	at Arkansas	1/14/14
31	at North Carolina	12/14/13
29	at Missouri	2/3/18
29	at South Carolina	3/1/14
28	VANDERBILT	1/30/10

FEWEST PERSONAL FOULS

Fls.	Opponent	Date
7	HARTFORD	12/29/09
8	MONTANA STATE	11/23/14
8	LAFAYETTE	11/16/12
8	vs. Florida	3/10/12
8	vs. Princeton	3/17/11
8	WINTHROP	12/22/10
8	DREXEL	12/21/09
8	vs. UNC Asheville	11/30/09

HIGHEST FIELD-GOAL PCT.

Pct.	Opponent	Date
.677	LIU BROOKLYN	11/23/12
.667	UIC	11/26/17
.647	AUBURN	2/21/15
.645	LAFAYETTE	11/16/12
.643	vs. Alabama	3/10/18
.643	vs. Providence	12/1/13
.614	SOUTH CAROLINA	2/5/13
.613	MARIST	11/11/11
.603	vs. Wake Forest	3/20/10
.603	HARTFORD	12/29/09

LOWEST FIELD-GOAL PCT.

Pct.	Opponent	Date
.269	at South Carolina	3/1/14
.281	at Texas A&M	1/10/15
.296	BAYLOR	12/1/12
.298	LOUISVILLE	12/31/11
.309	at Auburn	2/12/14
.313	at Missouri	2/3/18
.315	GEORGIA	12/31/17
.327	ALABAMA	3/4/14
.339	vs. UConn	4/2/11
.342	ARKANSAS	2/27/14

HIGHEST FREE-THROW PCT.

Pct.	Opponent	Date
1.000	FLORIDA	2/7/12
1.000	AUSTIN PEAY	12/19/09
.958	TENNESSEE	1/18/14
.955	at Florida	2/7/15
.946	vs. Indiana	3/23/12
.923	at Mississippi State	2/25/15
.913	TEXAS A&M	1/8/19
.900	vs. Wisconsin	4/4/15
.900	at Ole Miss	2/18/14
.895	DREXEL	12/21/09

min 10 attempts

LOWEST FREE-THROW PCT.

Pct.	Opponent	Date
.200	ETSU	11/17/17
.333	vs. UConn	4/2/11
.391	ETSU	11/12/10
.412	vs. Wake Forest	3/20/10
.435	at Vanderbilt	2/27/16
.471	at Texas A&M	2/10/18
.471	PROVIDENCE	11/30/14
.478	at Louisville	12/29/12

min 10 attempts

HIGHEST 3-POINT PCT.

Pct.	Opponent	Date
.700	at Florida	3/1/16
.692	DREXEL	12/21/09
.667	vs. Alabama	3/10/18
.667	AUSTIN PEAY	12/19/09
.636	vs. Michigan	3/30/14
.625	MISSOURI	2/24/18
.625	BOSTON	11/30/10
.600	FLORIDA	2/6/16
.600	FLORIDA	2/7/12
.591	vs. Alabama	3/11/16

min 10 attempts

LOWEST 3-POINT PCT.

Pct.	Opponent	Date
.000	vs. Davidson	3/15/18
.077	vs. Alabama	3/12/10
.083	TEXAS	12/5/14
.091	at South Carolina	1/16/18
.091	at Tennessee	2/27/10
.100	at Missouri	2/3/18
.100	TENNESSEE	1/31/12
.111	at Vanderbilt	1/10/17
.118	COLUMBIA	12/10/14
.125	vs. LSU	3/9/12
.125	vs. West Virginia	3/27/10
.125	vs. Cornell	3/25/10

min 10 attempts

HIGHEST REBOUND MARGIN

Margin	Opponent	Date
+31	NIJT	11/14/15
+30	NORTH DAKOTA	11/14/18
+30	GRAND CANYON	11/14/14
+29	SOUTHERN ILLINOIS	11/9/18
+28	NKU	11/10/13
+27	vs. Little Rock	1/3/12
+26	vs. Arizona State	11/28/16
+26	LOUISVILLE	12/31/11
+25	EASTERN KENTUCKY	12/9/15
+25	EASTERN MICHIGAN	1/2/13
+25	at Indiana	12/12/09

LOWEST REBOUND MARGIN

Margin	Opponent	Date
-25	at Florida	2/4/17
-18	at Tennessee	2/16/13
-16	vs. Baylor	12/6/13
-16	vs. Maryland	11/9/12

-15	TENNESSEE	1/18/14
-14	at LSU	1/5/16
-12	vs. Wisconsin	4/4/15
-12	GEORGIA	2/3/15
-12	at South Carolina	1/24/14
-12	vs. Alabama	3/12/10
-11	at Kansas	1/30/16
-11	TEXAS	12/5/14

VICTORY MARGINS

Margin (Score)	Opponent	Date
+58 (86-28)	MONTANA STATE	11/13/14
+52 (101-49)	LAFAYETTE	11/16/12
+50 (108-58)	MARIST	11/11/11
+49 (86-37)	MISSOURI	1/13/15
+48 (92-44)	UT ARLINGTON	11/25/14
+48 (88-40)	RADFORD	11/23/11
+46 (90-44)	MONMOUTH	11/28/18
+46 (115-69)	vs. Arizona State	11/28/16
+44 (88-44)	DREXEL	12/21/09
+43 (104-61)	HARTFORD	12/29/09

VICTORY MARGIN IN RUPP ARENA

Margin (Score)	Opponent	Date
+58 (86-28)	MONTANA STATE	11/13/14
+52 (101-49)	LAFAYETTE	11/16/12
+50 (108-58)	MARIST	11/11/11
+49 (86-37)	MISSOURI	1/13/15
+48 (92-44)	UT ARLINGTON	11/25/14
+48 (88-40)	RADFORD	11/23/11
+46 (90-44)	MONMOUTH	11/28/18
+44 (88-44)	DREXEL	12/21/09
+43 (104-61)	HARTFORD	12/29/09
+42 (100-58)	TEXAS A&M	1/3/17

VICTORY MARGIN IN SEC PLAY

Margin (Score)	Opponent	Date
+49 (86-37)	MISSOURI	1/13/15
+42 (100-58)	TEXAS A&M	1/3/17
+38 (82-44)	LSU	1/15/11
+35 (110-75)	AUBURN	2/21/15
+34 (82-48)	GEORGIA	2/9/16
+34 (88-54)	MISSOURI	1/27/16
+34 (77-43)	SOUTH CAROLINA	2/14/15
+34 (86-52)	at South Carolina	2/4/12
+31 (90-59)	SOUTH CAROLINA	2/19/11
+31 (101-70)	ARKANSAS	1/23/10
+30 (43-36)	MISSISSIPPI STATE	2/27/13
+30 (79-49)	GEORGIA	3/1/12

VICTORY MARGIN ON THE ROAD

Margin (Score)	Opponent	Date
+34 (86-52)	at South Carolina	2/4/12
+31 (79-48)	at Portland	11/19/10
+27 (89-62)	at South Carolina	2/13/16
+26 (81-55)	at LSU	2/6/10
+24 (74-50)	at LSU	1/28/12
+23 (99-76)	at Ole Miss	12/29/16
+22 (70-48)	at Alabama	1/17/15
+22 (75-53)	at Auburn	1/19/13
+20 (69-49)	at Georgia	1/15/19
+18 (74-56)	at Mississippi State	2/25/15
+18 (66-48)	at Tennessee	2/17/15

VICTORY MARGIN AT A NEUTRAL SITE

Margin (Score)	Opponent	Date
+46 (115-69)	vs. Arizona State	11/28/16
+39 (78-39)	vs. West Virginia	3/26/15
+39 (83-44)	vs. UCLA	12/20/14
+38 (85-47)	vs. Penn State	11/19/11
+32 (72-40)	vs. Kansas	11/18/14
+30 (90-60)	vs. Wake Forest	3/20/10
+29 (100-71)	vs. ETSU	3/18/10
+29 (74-45)	vs. Tennessee	3/13/10
+28 (85-57)	vs. Stony Brook	3/17/16

VICTORY MARGIN ON THE ROAD IN THE SEC

Margin (Score)	Opponent	Date
+34 (86-52)	at South Carolina	2/4/12
+27 (89-62)	at South Carolina	2/13/16
+26 (81-55)	at LSU	2/6/10
+24 (74-50)	at LSU	1/28/12
+23 (99-76)	at Ole Miss	12/29/16
+22 (70-48)	at Alabama	1/17/15
+22 (75-53)	at Auburn	1/19/13
+20 (69-49)	at Georgia	1/15/19
+18 (74-56)	at Mississippi State	2/25/15
+18 (66-48)	at Tennessee	2/17/15
+16 (77-61)	at Alabama	1/9/16
+16 (69-53)	at Missouri	1/29/15

VICTORY MARGIN IN THE SEC TOURNAMENT

Margin (Score)	Opponent	Date
+29 (74-45)	vs. Tennessee	3/13/10
+26 (85-59)	vs. Alabama	3/11/16
+24 (91-67)	vs. Auburn	3/14/15
+23 (86-63)	vs. Alabama	3/10/18
+18 (85-67)	vs. LSU	3/14/14
+17 (82-65)	vs. Arkansas	3/12/17
+16 (70-54)	vs. Florida	3/13/11
+15 (78-63)	vs. Arkansas	3/15/15
+15 (64-49)	vs. Florida	3/13/15
+14 (72-58)	vs. Alabama	3/12/11

VICTORY MARGIN IN THE NCAA TOURNAMENT

Margin (Score)	Opponent	Date
+39 (78-39)	vs. West Virginia	3/26/15
+30 (90-60)	vs. Wake Forest	3/20/10
+29 (100-71)	vs. ETSU	3/18/10
+28 (85-57)	vs. Stony Brook	3/17/16
+23 (79-56)	vs. Hampton	3/19/15
+20 (95-75)	vs. Buffalo	3/17/18
+17 (62-45)	vs. Cornell	3/25/10
+16 (87-71)	vs. Iowa State	3/17/12
+15 (81-66)	vs. Western Kentucky	3/15/12
+13 (64-51)	vs. Cincinnati	3/21/15
+12 (82-70)	vs. Baylor	3/25/12
+12 (102-90)	vs. Indiana	3/23/12





2018-19 SEASON/CAREER HIGHS

Points		
Season	23, at Georgia (1/15/19)	
Career	18, at Georgia (1/15/19)	
Rebounds		
Season	7, at Auburn, (1/19/19)	
Career	7, at Auburn, (1/19/19)	
Field Goals		
Season	9, at Georgia (1/15/19)	
Career	9, at Georgia (1/15/19)	
Field Goals Attempted		
Season	18, at Georgia (1/15/19)	
Career	18, at Georgia (1/15/19)	
3-Point Field Goals		
Season	1, 2x, last at Georgia (1/15/19)	
Career	1, 2x, last at Georgia (1/15/19)	
3-Point Field Goals Attempted		
Season	3, at Georgia (1/15/19)	
Career	3, at Georgia (1/15/19)	
Free Throws		
Season	10, vs. TEXAS A&M (1/8/19)	
Career	10, vs. TEXAS A&M (1/8/19)	
Free Throws Attempted		
Season	11, vs. TEXAS A&M (1/8/19)	
Career	11, vs. TEXAS A&M (1/8/19)	
Assists		
Season	9, vs. MISSISSIPPI STATE (1/22/19)	
Career	9, vs. MISSISSIPPI STATE (1/22/19)	
Steals		
Season	8, vs. North Carolina (12/22/18)	
Career	8, vs. North Carolina (12/22/18)	
Blocked Shots		
Season	2, vs. VMI (11/18/18)	
Career	2, vs. VMI (11/18/18)	
Minutes Played		
Season	35, 2x, last at Auburn (1/19/19)	
Career	35, 2x, last vs Auburn (1/19/19)	
MISCELLANEOUS		
	2018-19	CAREER
Dunks	3	3
Double-Figure		
Scoring Games	5	5
Double-Figure		
Rebounding Games	0	0
Games With		
Double-Double	0	0
Games Led UK		
in Scoring	2	2
Games Led UK		
in Rebounding	1	1
Games Led UK		
in Assists	13	13
Games Led UK		
in Steals	9	9
Games Led UK		
in Blocks	1	1
Games With		
3+ Assists	15	15
Games With		
3+ Blocks	0	0
Games With		
3+ Steals	8	8
Games With		
3+ 3-Pointers	0	0

- Pronunciation: HAY-gens
- Won SEC Freshman of the Week for a second time last week
- Set all sorts of career highs in his return to Georgia, including points (23), rebounds (five), field goals (19) and minutes (35)
- Scored in double figures in five in a row between Dec. 29-Jan. 15, averaging 15.8 points per game
- Leads UK with 41 steals, only four behind Rajon Rondo's 2004-05 pace through 18 games when he set the single-season school record
 - First player in school history with at least three steals in seven straight, a run that ended Jan. 22 vs. Mississippi State
 - Steals streak was the longest by a major-conference freshman since Chris Paul had a stretch of 10 straight games with three or more steals in the 2003-04 season.
 - No. 1 nationally in steals per game among freshmen who are averaging 25 minutes or less
- Leads team with 71 total assists, including three or more in his last 12 games
 - Dished a career high nine dimes Jan. 22 vs. MSU
- Tied Rajon Rondo and Wayne Turner's school record with eight steals against North Carolina
- Considered UK's best on-ball defender
- Forewent his final year of high school eligibility and enrolled at UK a year early
- Swept the major awards in the state of Georgia, winning both the Gatorade Georgia Player of the Year and the Mr. Georgia Basketball honor as a junior
 - Averaged 20.2 points, 10.7 assists, 7.6 assists, 3.6 steals while leading Newton to 7A state semifinals
- Rated as the No. 12 overall player in the final Rivals rankings and No. 13 by 247 Sports. ESPN ranked him No. 20 overall

Birthday: July 8
Parents: Monica Wheeler and Marvin Hagans
Major: Undeclared/exploratory studies in agriculture

Off the court he likes to ...
 Chill with teammates, play NBA2K, watch highlights, go out to eat and sleep

Did you know ...
 He won a football little league state championship as a kid and is a cousin to former NFL player Ronnie Brown



Game-By-Game Statistics

Opponent	Date	gs	min	Total		3-Pointers		Free throws		Rebounds				pf	a	t/o	blk	stl	pts	avg	
				fg-fga	pct	3fg-fga	pct	ft-fga	pct	off	def	tot	avg								
vs Duke	11/06/18	*	20	1-3	.333	0-1	.000	0-0	.000	0	1	1	1.0	4	4	3	0	0	2	2.0	
SOUTHERN ILLINOIS	11/09/18		13	0-0	.000	0-0	.000	0-0	.000	0	0	0	0.5	3	3	2	0	0	0	1.0	
NORTH DAKOTA	11/14/18		16	1-3	.333	0-1	.000	0-0	.000	1	1	2	1.0	0	1	2	0	1	2	1.3	
VMI	11/18/18		21	2-3	.667	0-0	.000	1-2	.500	0	1	1	1.0	1	4	0	2	2	5	2.3	
WINTHROP	11/21/18		16	1-1	1.000	0-0	.000	0-0	.000	1	1	2	1.2	2	1	3	0	1	2	2.2	
TENNESSEE STATE	11/23/18		12	1-4	.250	0-1	.000	0-0	.000	0	0	0	1.0	0	1	1	0	0	2	2.2	
MONMOUTH	11/28/18		20	2-3	.667	1-2	.500	2-2	1.000	0	2	2	1.1	1	3	2	0	1	7	2.9	
UNCG	12/01/18		28	1-3	.333	0-0	.000	3-3	1.000	0	2	2	1.3	2	3	2	1	3	5	3.1	
vs Seton Hall	12/08/18	*	30	3-7	.429	0-2	.000	2-3	.667	1	0	1	1.2	3	4	1	0	1	8	3.7	
UTAH	12/15/18	*	23	1-7	.143	0-0	.000	0-0	.000	0	0	0	1.1	1	7	2	0	1	2	3.5	
vs #9/10 North Carolina	12/22/18	*	31	2-6	.333	0-0	.000	3-4	.750	1	3	4	1.4	3	3	5	1	8	7	3.8	
at RV/RV Louisville	12/29/18	*	24	5-11	.455	0-1	.000	1-2	.500	2	0	2	1.4	3	3	1	0	3	11	4.4	
at Alabama	01/05/19	*	33	5-10	.500	0-0	.000	2-2	1.000	1	2	3	1.5	2	6	2	0	3	12	5.0	
TEXAS A&M	01/08/19	*	30	4-6	.667	0-1	.000	10-11	.909	0	1	1	1.5	1	5	1	0	5	18	5.9	
VANDERBILT	01/12/19	*	33	7-9	.778	0-1	.000	1-2	.500	1	3	4	1.7	1	4	5	0	3	15	6.5	
at Georgia	01/15/19	*	35	9-18	.500	1-3	.333	4-5	.800	1	4	5	1.9	1	4	1	0	4	23	7.6	
at #14/12 Auburn	01/19/19	*	35	2-4	.500	0-0	.000	2-3	.667	0	7	7	2.2	2	6	3	0	3	6	7.5	
#22/22 MISSISSIPPI STAT	01/22/19	*	33	2-6	.333	0-1	.000	1-2	.500	1	1	2	2.2	2	9	4	0	2	5	7.3	
Totals			11	453	49-104	.471	2-14	.143	32-41	.780	10	29	39	2.2	32	71	40	4	41	132	7.3

Games played: 18
 Minutes/game: 25.2
 Points/game: 7.3
 FG Pct: 47.1
 3FG Pct: 14.3
 FT Pct: 78.0

Rebounds/game: 2.2
 Assists/game: 3.9
 Turnovers/game: 2.2
 Assist/turnover ratio: 1.8
 Steals/game: 2.3
 Blocks/game: 0.2

Career Statistics

Year	GP-GS	Min-Avg	FG-FGA	Pct	3FG-FGA	Pct	FT-FTA	Pct	Off-Def-Tot-Avg	PF-FO	Ast	TO	Blk	Stl	Pts	Avg
2018-19	18-11	453-25.2	49-104	.471	2-14	.143	32-41	.780	10-29-39-2.2	32-0	71	40	4	41	132	7.3
TOTAL	18-11	453-25.2	49-104	.471	2-14	.143	32-41	.780	10-29-39-2.2	32-0	71	40	4	41	132	7.3

2018-19 SEASON/CAREER HIGHS

Points		
Season	27, vs. TENNESSEE STATE (11/23/18)	
Career	27, vs. TENNESSEE STATE (11/23/18)	
Rebounds		
Season	11, vs. UNCG (12/1/18)	
Career	11, vs. UNCG (12/1/18)	
Field Goals		
Season	8, 2x, last vs. UTAH (12/15/18)	
Career	8, 2x, last vs. UTAH (12/15/18)	
Field Goals Attempted		
Season	16, vs. Duke (11/6/18)	
Career	16, vs. Duke (11/6/18)	
3-Point Field Goals		
Season	4, vs. North Carolina (12/22/18)	
Career	4, vs. North Carolina (12/22/18)	
3-Point Field Goals Attempted		
Season	7, 2x last vs. North Carolina (12/22/18)	
Career	7, 2x last vs. North Carolina (12/22/18)	
Free Throws		
Season	13, vs. TENNESSEE STATE (11/23/18)	
Career	13, vs. TENNESSEE STATE (11/23/18)	
Free Throws Attempted		
Season	18, vs. TENNESSEE STATE (11/23/18)	
Career	18, vs. TENNESSEE STATE (11/23/18)	
Assists		
Season	4, at Alabama (1/5/19)	
Career	4, at Alabama (1/5/19)	
Steals		
Season	3, 3x, last vs. MISS. STATE (1/22/19)	
Career	3, 3x, last vs. MISS. STATE (1/22/19)	
Blocked Shots		
Season	1, 2x, last vs. MISS. STATE (1/22/19)	
Career	1, 2x, last vs. MISS. STATE (1/22/19)	
Minutes Played		
Season	43, vs. Seton Hall (12/8/18)	
Career	43, vs. Seton Hall (12/8/18)	
MISCELLANEOUS		
	2018-19	CAREER
Dunks	12	12
Double-Figure Scoring Games	14	14
Double-Figure Rebounding Games	2	2
Games With Double-Double	2	2
Games Led UK in Scoring	7	7
Games Led UK in Rebounding	3	3
Games Led UK in Assists	0	0
Games Led UK in Steals	3	3
Games Led UK in Blocks	0	0
Games With 3+ Assists	2	2
Games With 3+ Blocks	0	0
Games With 3+ Steals	3	3
Games With 3+ 3-Pointers	2	2

- Two-time SEC Freshman of the Week
- Only freshman in the country averaging at least 14.5 points per game, shooting at least 50 percent from the field, at least 38 percent from 3-point range and made at least 20 3s
- Averaging a team-best 14.6 points while shooting 50.9 percent from the floor
 - Scored in double figures in 14 of 18 games and 20 or more in a team-high five games
- Second on the team with 23 3-pointers and is shooting 38.3 percent from 3
- Scored 20 points on 7-of-11 shooting with two 3-pointers in the win at No. 14/12 Auburn
- Hit a buzzer-beater half-court shot to force overtime against Seton Hall
- Posted 24 points on 8-of-9 shooting with a career-high six 3-pointers vs. Utah
- Scored a career-high 27 points vs. Tennessee State and made 13 shots from the foul line
 - The 13 free throws are tied for the second most by a UK player under John Calipari
- His 23 points vs. Duke were tied for the fifth most in a debut in program history
- On the midseason watch list for the John R. Wooden Award and the preseason list for the Naismith Trophy
- Named to the Naismith Memorial Basketball Hall of Fame's Julius Erving Award watch list (best small forward)
- Averaged 12.8 points and 4.2 rebounds per game in six exhibition games while shooting at a 53.8-percent clip
- Averaged 22.1 points, 6.8 boards and 4.4 assists per game for Oak Hill Academy

Birthday: Oct. 11
Parents: Rochelle and Chris
Major: Undeclared/exploratory studies in agriculture

Off the court he likes to ...
 Play Fortnite, hang out with friends, spend time with family, fish and go to amusement parks

Did you know ...
 He was a member of the National Honor Society in high school and he wishes he had the talent to dance well



Game-By-Game Statistics

Opponent	Date	gs	min	Total		3-Pointers		Free throws		Rebounds				pts	avg						
				fg-fga	pct	3fg-fga	pct	ft-fa	pct	off	def	tot	avg								
vs Duke	11/06/18	*	30	8-16	.500	1-3	.333	6-10	.600	1	3	4	4.0	3	2	0	1	1	23	23.0	
SOUTHERN ILLINOIS	11/09/18	*	32	5-10	.500	0-3	.000	5-7	.714	0	4	4	4.0	1	2	3	0	1	15	19.0	
NORTH DAKOTA	11/14/18	*	34	3-4	.750	0-0	.000	6-8	.750	3	7	10	6.0	2	1	0	0	0	12	16.7	
VMI	11/18/18	*	25	4-8	.500	1-2	.500	0-0	.000	2	1	3	5.3	2	2	1	0	1	9	14.8	
WINTHROP	11/21/18	*	26	4-10	.400	2-5	.400	3-6	.500	1	6	7	5.6	2	1	2	0	1	13	14.4	
TENNESSEE STATE	11/23/18	*	35	7-15	.467	0-2	.000	13-18	.722	3	4	7	5.8	4	0	2	0	0	27	16.5	
MONMOUTH	11/28/18	*	31	5-9	.556	1-3	.333	4-5	.800	0	3	3	5.4	1	2	4	0	0	15	16.3	
UNCG	12/01/18	*	31	4-7	.571	1-1	1.000	4-6	.667	2	9	11	6.1	1	2	2	0	1	13	15.9	
vs Seton Hall	12/08/18	*	43	4-9	.444	2-6	.333	0-0	.000	1	4	5	6.0	3	1	3	0	0	10	15.2	
UTAH	12/15/18	*	33	8-9	.889	6-7	.857	2-2	1.000	0	2	2	5.6	2	0	2	0	1	24	16.1	
vs #9/10 North Carolina	12/22/18	*	23	7-11	.636	4-7	.571	3-4	.750	0	3	3	5.4	5	3	1	0	3	21	16.5	
at RV/RV Louisville	12/29/18	*	34	5-13	.385	1-5	.200	4-4	1.000	1	6	7	5.5	2	2	2	0	1	15	16.4	
at Alabama	01/05/19	*	30	5-10	.500	1-3	.333	2-2	1.000	1	6	7	5.6	3	4	1	0	3	13	16.2	
TEXAS A&M	01/08/19	*	27	2-9	.222	0-4	.000	4-4	1.000	2	4	6	5.6	1	2	4	0	0	8	15.6	
VANDERBILT	01/12/19	*	24	6-8	.750	1-2	.500	2-2	1.000	0	1	1	5.3	5	1	4	0	0	15	15.5	
at Georgia	01/15/19	*	27	0-6	.000	0-1	.000	0-0	.000	2	1	3	5.2	1	2	2	0	1	0	14.6	
at #14/12 Auburn	01/19/19	*	28	7-11	.636	2-5	.400	4-7	.571	2	1	3	5.1	1	0	1	0	0	20	14.9	
#22/22 MISSISSIPPI STAT	01/22/19	*	26	4-8	.500	0-1	.000	1-1	1.000	0	5	5	5.1	5	2	2	1	3	9	14.6	
Totals			18	539	88-173	.509	23-60	.383	63-86	.733	21	70	91	5.1	44	29	36	2	17	262	14.6

Games played: 18
 Minutes/game: 29.9
 Points/game: 14.6
 FG Pct: 50.9
 3FG Pct: 38.3
 FT Pct: 73.3

Rebounds/game: 5.1
 Assists/game: 1.6
 Turnovers/game: 2.0
 Assist/turnover ratio: 0.8
 Steals/game: 0.9
 Blocks/game: 0.1

Career Statistics

Year	GP-GS	Min-Avg	FG-FGA	Pct	3FG-FGA	Pct	FT-FTA	Pct	Off-Def-Tot-Avg	PF-FO	Ast	TO	Blk	Stl	Pts	Avg
2018-19	18-18	539-29.9	88-173	.509	23-60	.383	63-86	.733	21-70-91-5.1	44-3	29	36	2	17	262	14.6
TOTAL	18-18	539-29.9	88-173	.509	23-60	.383	63-86	.733	21-70-91-5.1	44-3	29	36	2	17	262	14.6

4

NICK RICHARDS

Sophomore | Forward | 6-11 | 240 lbs | Kingston, Jamaica | Patrick School

[@iamnickrichards](#) | [@nickrichards_](#) | [@iamnickrichards](#)

2018-19 SEASON/CAREER HIGHS

Points		
Season	10, vs. WINTHROP (11/21/18)	
Career	25, vs. FORT WAYNE (11/22/17)	
Rebounds		
Season	19, vs. SOUTHERN ILLINOIS (11/9/18)	
Career	19, vs. SOUTHERN ILLINOIS (11/9/18)	
Field Goals		
Season	4, vs. WINTHROP (11/21/18)	
Career	9, vs. FORT WAYNE (11/22/17)	
Field Goals Attempted		
Season	8, vs. SOUTHERN ILLINOIS (11/9/18)	
Career	10, vs. FORT WAYNE (11/22/17)	
3-Point Field Goals		
Season	-	
Career	-	
3-Point Field Goals Attempted		
Season	-	
Career	-	
Free Throws		
Season	4, vs. MISSISSIPPI STATE (1/22/19)	
Career	7, vs. FORT WAYNE (11/22/17)	
Free Throws Attempted		
Season	8, vs. MISSISSIPPI STATE (1/22/19)	
Career	8, vs. MISSISSIPPI STATE (1/22/19)	
Assists		
Season	2, at Alabama (1/5/19)	
Career	2, 2x, last at Alabama (1/5/19)	
Steals		
Season	1, 2x, last at Auburn (1/19/19)	
Career	1, 5x, last at Auburn (1/19/19)	
Blocked Shots		
Season	3, 3x, last at Georgia (1/15/19)	
Career	3, 7x, last at Georgia (1/15/19)	
Minutes Played		
Season	27, vs. SOUTHERN ILLINOIS (11/9/18)	
Career	27, vs. SOUTHERN ILLINOIS (11/9/18)	
MISCELLANEOUS		
	2018-19	CAREER
Dunks	12	40
Double-Figure		
Scoring Games	1	8
Double-Figure		
Rebounding Games	1	2
Games With		
Double-Double	0	1
Games Led UK		
in Scoring	0	1
Games Led UK		
in Rebounding	2	10
Games Led UK		
in Assists	0	0
Games Led UK		
in Steals	0	0
Games Led UK		
in Blocks	9	21
Games With		
3+ Assists	0	0
Games With		
3+ Blocks	3	7
Games With		
3+ Steals	0	0
Games With		
3+ 3-Pointers	0	0

- Leads the team with 23 blocks
- Coming off a solid 10 minutes vs. MSU on Jan. 22, totaling eight points, six rebounds and a blocked shot. His eight points are his best since a season-high 10 vs. Winthrop on Nov. 21.
- Grabbed six rebounds and blocked two shots in 10 minutes vs. North Carolina
- Scored six points and had a career-high-tying three blocks in win over Monmouth
- Played one of the best games of his career vs. Southern Illinois with eight points, a career-high 19 rebounds and a career-high-tying three blocks
 - The 19 rebounds were the most by a UK player since Michael Kidd-Gilchrist hauled in 19 boards vs. Louisville on Dec. 31, 2011. The 19 rebounds also matched SIU's team total
- Named to the Naismith Memorial Basketball Hall of Fame's Kareem Abdul Jabbar Award preseason watch list (best center)
- Averaged 11.5 points, 5.2 rebounds with a team-high-tying 10 blocks in the six exhibition games
- Scored in double figures seven times during his freshman season and started all 37 games
 - Averaged 5.1 points, 4.4 rebounds and 0.9 blocks per game a season ago
 - Finished second on the team in blocks with 33 and fourth in total rebounds with 163
- Recorded a double-double (25 points, 15 rebounds) vs. Fort Wayne
 - Became the third UK player in the Calipari era with 25 points and 15 rebounds in a game (Terrence Jones vs. Notre Dame, 12/8/10); DeMarcus Cousins vs. Sam

Birthday: Nov. 29
Mother: Marion Tenn
Major: Undeclared/exploratory studies in agriculture

Off the court he likes to ...
 Play FIFA (video game), shop for sneakers, shop for clothes, watch movies, and hang out with friends and family

Did you know ...
 He's the second UK player to hail from the Patrick School, joining Michael Kidd-Gilchrist. He's also a soccer enthusiast



Game-By-Game Statistics

Opponent	Date	gs	min	Total		3-Pointers		Free throws		Rebounds				pf	a	t/o	blk	stl	pts	avg
				fg-fga	pct	3fg-fga	pct	ft-fa	pct	off	def	tot	avg							
vs Duke	11/06/18	13		0-1	.000	0-0	.000	0-0	.000	0	2	2	2.0	3	0	3	1	0	0	0.0
SOUTHERN ILLINOIS	11/09/18	27		3-8	.375	0-0	.000	2-3	.667	9	10	19	10.5	2	1	3	3	0	8	4.0
NORTH DAKOTA	11/14/18	16		1-2	.500	0-0	.000	0-0	.000	1	1	2	7.7	5	0	2	2	0	2	3.3
VMI	11/18/18	8		3-3	1.000	0-0	.000	0-0	.000	1	1	2	6.3	1	0	0	0	0	6	4.0
WINTHROP	11/21/18	*	12	4-4	1.000	0-0	.000	2-2	1.000	1	0	1	5.2	2	0	2	2	0	10	5.2
TENNESSEE STATE	11/23/18	*	10	1-1	1.000	0-0	.000	0-0	.000	0	1	1	4.5	2	0	0	0	0	2	4.7
MONMOUTH	11/28/18	9		2-3	.667	0-0	.000	2-2	1.000	2	0	2	4.1	3	0	0	3	0	6	4.9
UNCG	12/01/18	1		0-0	.000	0-0	.000	0-0	.000	0	0	0	3.6	1	0	1	1	0	0	4.3
vs Seton Hall	12/08/18	12		1-2	.500	0-0	.000	1-2	.500	2	3	5	3.8	1	0	0	0	0	3	4.1
UTAH	12/15/18	12		0-0	.000	0-0	.000	0-0	.000	0	2	2	3.6	3	0	0	1	0	0	3.7
vs #9/10 North Carolina	12/22/18	10		1-2	.500	0-0	.000	0-0	.000	1	5	6	3.8	1	0	0	2	0	2	3.5
at RV/RV Louisville	12/29/18	7		0-0	.000	0-0	.000	0-0	.000	2	1	3	3.8	1	0	0	1	0	0	3.3
at Alabama	01/05/19	13		0-1	.000	0-0	.000	1-2	.500	2	1	3	3.7	0	2	0	1	0	1	3.1
TEXAS A&M	01/08/19	11		2-2	1.000	0-0	.000	1-1	1.000	0	1	1	3.5	2	0	0	2	0	5	3.2
VANDERBILT	01/12/19	10		1-2	.500	0-0	.000	0-0	.000	0	1	1	3.3	1	0	0	0	1	2	3.1
at Georgia	01/15/19	15		2-5	.400	0-0	.000	0-0	.000	4	3	7	3.6	1	0	0	3	0	4	3.2
at #14/12 Auburn	01/19/19	10		0-0	.000	0-0	.000	1-2	.500	0	1	1	3.4	3	1	0	0	1	1	3.1
#22/22 MISSISSIPPI STAT	01/22/19	10		2-5	.400	0-0	.000	4-8	.500	5	1	6	3.6	3	0	0	1	0	8	3.3
Totals		2	206	23-41	.561	0-0	.000	14-22	.636	30	34	64	3.6	35	4	11	23	2	60	3.3

Games played: 18
 Minutes/game: 11.4
 Points/game: 3.3
 FG Pct: 56.1
 FT Pct: 63.6

Rebounds/game: 3.6
 Assists/game: 0.2
 Turnovers/game: 0.6
 Assist/turnover ratio: 0.4
 Steals/game: 0.1
 Blocks/game: 1.3

Career Statistics

Year	GP-GS	Min-Avg	FG-FGA	Pct	3FG-FGA	Pct	FT-FTA	Pct	Off-Def-Tot-Avg	PF-FO	Ast	TO	Blk	Stl	Pts	Avg
2017-18	37-37	543-14.7	69-112	.616	0-0	.000	51-71	.718	55-108-163-4.4	76-1	9	26	33	3	189	5.1
2018-19	18-2	206-11.4	23-41	.561	0-0	.000	14-22	.636	30-34-64-3.6	35-1	4	11	23	2	60	3.3
TOTAL	55-39	749-13.6	92-153	.601	0-0	.000	65-93	.699	85-142-227-4.1	111-2	13	37	56	5	249	4.5

5

IMMANUEL QUICKLEY

Freshman | Guard | 6-3 | 185 lbs | Havre de Grace, Md. | John Carroll School

[@IQ_GodSon](#) | [@immanuelquickley_](#)

2018-19 SEASON/CAREER HIGHS

Points		
Season	15, vs. SOUTHERN ILLINOIS (11/9/18)	
Career	15, vs. SOUTHERN ILLINOIS (11/9/18)	
Rebounds		
Season	6, vs. WINTHROP (11/21/18)	
Career	6, vs. WINTHROP (11/21/18)	
Field Goals		
Season	6, vs. SOUTHERN ILLINOIS (11/9/18)	
Career	6, vs. SOUTHERN ILLINOIS (11/9/18)	
Field Goals Attempted		
Season	10, vs. SOUTHERN ILLINOIS (11/9/18)	
Career	10, vs. SOUTHERN ILLINOIS (11/9/18)	
3-Point Field Goals		
Season	3, vs. VANDERBILT (1/12/19)	
Career	3, vs. VANDERBILT (1/12/19)	
3-Point Field Goals Attempted		
Season	7, vs. VANDERBILT (1/12/19)	
Career	7, vs. VANDERBILT (1/12/19)	
Free Throws		
Season	8, vs. NORTH DAKOTA (11/14/18)	
Career	8, vs. NORTH DAKOTA (11/14/18)	
Free Throws Attempted		
Season	10, vs. NORTH DAKOTA (11/14/18)	
Career	10, vs. NORTH DAKOTA (11/14/18)	
Assists		
Season	4, vs. NORTH DAKOTA (11/14/18)	
Career	4, vs. NORTH DAKOTA (11/14/18)	
Steals		
Season	3, vs. TEXAS A&M (1/8/19)	
Career	3, vs. TEXAS A&M (1/8/19)	
Blocked Shots		
Season	1, vs. North Carolina (12/22/18)	
Career	1, vs. North Carolina (12/22/18)	
Minutes Played		
Season	31, 2x, last vs. WINTHROP (11/21/18)	
Career	31, 2x, last vs. WINTHROP (11/21/18)	
MISCELLANEOUS		
	2018-19	CAREER
Dunks	0	0
Double-Figure		
Scoring Games	5	5
Double-Figure		
Rebounding Games	0	0
Games With		
Double-Double	0	0
Games Led UK		
in Scoring	1	1
Games Led UK		
in Rebounding	0	0
Games Led UK		
in Assists	0	0
Games Led UK		
in Steals	1	1
Games Led UK		
in Blocks	0	0
Games With		
3+ Assists	2	2
Games With		
3+ Blocks	0	0
Games With		
3+ Steals	1	1
Games With		
3+ 3-Pointers	1	1

- Scored a combined 30 points over a three-game stretch between Jan. 5-12, including at least two 3-pointers during that stretch and a career-high three vs. Vanderbilt
- Made 36 of his 44 foul shots, an 81.8-percent clip
- Scored 12 points in the win over Utah, his best output since scoring 12 on Nov. 14
- Had 12 points and a season-high four assists to couple with two steals vs. North Dakota
- Scored a team-high-tying 15 points in the win vs. Southern Illinois
 - Made 6 of 10 from the floor, including 2 of 4 from behind the arc
- Went a perfect 6 for 6 from the line against Duke
- Dished out a team-high 24 assists with just three turnovers over the six exhibition games
 - Averaged 7.3 points, 4.5 rebounds and 4.5 assists per game in the four Bahamas exhibition games
 - Had four or more assists in all four wins in the Bahamas
- Scored 12 points with five assists and a steal against Mega Bemax
- Two-time state champion at the John Carroll School
 - Three-time Maryland All-State selection
- Averaged 20.0 points, 6.0 rebounds and 6.0 assists per game as a senior
- Also a member of the USA U17 and U19 teams, winning gold with U17 team at the FIBA Championships
- McDonald's Game All American
 - Won the 3-point contest at the event
- Ranked a top-three player at his position in class of 2018 by ESPN, 247 and Rivals

Birthday: June 17

Parents: Nitrease and Marcellous

Major: Undeclared/exploratory studies in agriculture

Off the court he likes to ...

Play the drums, watch movies, go to church, dance and play video games

Did you know ...

An honor-roll student in high school, he also excels musically and can play the saxophone, the piano and the drums



Game-By-Game Statistics

Opponent	Date	gs	min	Total		3-Pointers		Free throws		Rebounds				Other							
				fg-fga	pct	3fg-fga	pct	ft-fga	pct	off	def	tot	avg	pf	a	t/o	blk	stl	pts	avg	
vs Duke	11/06/18		19	0-3	.000	0-2	.000	6-6	1.000	0	1	1	1.0	2	1	1	0	0	6	6.0	
SOUTHERN ILLINOIS	11/09/18	*	31	6-10	.600	2-4	.500	1-1	1.000	0	4	4	2.5	2	0	2	0	2	15	10.5	
NORTH DAKOTA	11/14/18	*	27	2-5	.400	0-2	.000	8-10	.800	0	1	1	2.0	0	4	0	0	2	12	11.0	
VMI	11/18/18	*	27	0-4	.000	0-3	.000	6-6	1.000	0	1	1	1.8	0	2	1	0	1	6	9.8	
WINTHROP	11/21/18	*	31	1-1	1.000	1-1	1.000	0-0	.000	0	6	6	2.6	3	3	1	0	0	3	8.4	
TENNESSEE STATE	11/23/18	*	26	3-6	.500	1-2	.500	2-2	1.000	1	0	1	2.3	0	2	1	0	0	9	8.5	
MONMOUTH	11/28/18	*	20	1-3	.333	0-2	.000	2-2	1.000	0	2	2	2.3	0	2	2	0	0	4	7.9	
UNCG	12/01/18	*	17	0-2	.000	0-2	.000	1-2	.500	0	1	1	2.1	1	1	1	0	0	1	7.0	
vs Seton Hall	12/08/18		26	3-6	.500	2-3	.667	0-2	.000	0	1	1	2.0	1	2	1	0	0	8	7.1	
UTAH	12/15/18		23	4-7	.571	2-3	.667	2-2	1.000	0	1	1	1.9	3	2	1	0	0	12	7.6	
vs #9/10 North Carolina	12/22/18		15	0-1	.000	0-1	.000	2-2	1.000	0	3	3	2.0	2	1	3	1	0	2	7.1	
at RV/RV Louisville	12/29/18		18	1-3	.333	0-2	.000	0-0	.000	0	1	1	1.9	3	2	2	0	2	2	6.7	
at Alabama	01/05/19		15	3-5	.600	2-4	.500	0-0	.000	0	2	2	1.9	1	0	1	0	0	8	6.8	
TEXAS A&M	01/08/19		13	4-4	1.000	2-2	1.000	0-1	.000	0	1	1	1.9	0	2	0	0	3	10	7.0	
VANDERBILT	01/12/19		20	4-9	.444	3-7	.429	1-2	.500	0	0	0	1.7	0	0	0	0	0	12	7.3	
at Georgia	01/15/19		13	1-3	.333	0-1	.000	0-0	.000	0	0	0	1.6	2	2	0	0	1	2	7.0	
at #14/12 Auburn	01/19/19		14	1-3	.333	0-1	.000	3-4	.750	0	2	2	1.6	1	1	0	0	1	5	6.9	
#22/22 MISSISSIPPI STAT	01/22/19		17	1-3	.333	1-2	.500	2-2	1.000	0	2	2	1.7	1	1	1	0	0	5	6.8	
Totals			7	372	35-78	.449	16-44	.364	36-44	.818	1	29	30	1.7	22	28	18	1	12	122	6.8

Games played: 18
 Minutes/game: 20.7
 Points/game: 6.8
 FG Pct: 44.9
 3FG Pct: 36.4
 FT Pct: 81.8

Rebounds/game: 1.7
 Assists/game: 1.6
 Turnovers/game: 1.0
 Assist/turnover ratio: 1.6
 Steals/game: 0.7
 Blocks/game: 0.1

Career Statistics

Year	GP-GS	Min-Avg	FG-FGA	Pct	3FG-FGA	Pct	FT-FTA	Pct	Off-Def-Tot-Avg	PF-FO	Ast	TO	Blk	Stl	Pts	Avg
2018-19	18-7	372-20.7	35-78	.449	16-44	.364	36-44	.818	1-29-30-1.7	22-0	28	18	1	12	122	6.8
TOTAL	18-7	372-20.7	35-78	.449	16-44	.364	36-44	.818	1-29-30-1.7	22-0	28	18	1	12	122	6.8

10

JONNY DAVID

Senior | Guard | 6-2 | 188 lbs | Pittsburgh | Mt. Lebanon

[@JonnyDavid](#)

[@jddavid010](#)

[@JonnyDavidUK10](#)

2018-19 SEASON/CAREER HIGHS

Points		
Season	-	
Career	5, vs. TEXAS A&M (1/3/17)	
Rebounds		
Season	1, vs. NORTH DAKOTA (11/14/18)	
Career	1, vs. NORTH DAKOTA (11/14/18)	
Field Goals		
Season	-	
Career	1, vs. TEXAS A&M (1/3/17)	
Field Goals Attempted		
Season	-	
Career	1, 4X, last vs. TEXAS A&M (1/3/17)	
3-Point Field Goals		
Season	-	
Career	1, vs. TEXAS A&M (1/3/17)	
3-Point Field Goals Attempted		
Season	-	
Career	1, 3x, last vs. TEXAS A&M (1/3/17)	
Free Throws		
Season	-	
Career	2, 2x, last vs. TEXAS A&M (1/3/17)	
Free Throws Attempted		
Season	-	
Career	2, 3x, last vs. TEXAS A&M (1/3/17)	
Assists		
Season	-	
Career	-	
Steals		
Season	-	
Career	-	
Blocked Shots		
Season	-	
Career	-	
Minutes Played		
Season	2, 2x, last vs. MONMOUTH (11/28/18)	
Career	3, vs. CLEVELAND ST. (11/23/16)	
MISCELLANEOUS		
	2018-19	CAREER
Dunks	0	0
Double-Figure		
Scoring Games	0	0
Double-Figure		
Rebounding Games	0	0
Games With		
Double-Double	0	0
Games Led UK		
in Scoring	0	0
Games Led UK		
in Rebounding	0	0
Games Led UK		
in Assists	0	0
Games Led UK		
in Steals	0	0
Games Led UK		
in Blocks	0	0
Games With		
3+ Assists	0	0
Games With		
3+ Blocks	0	0
Games With		
3+ Steals	0	0
Games With		
3+ 3-Pointers	0	0

- Played a minute vs. Utah
- Snared his first career rebound, on the offensive end, in two minutes against North Dakota
- Saw two minutes of action in the win over Monmouth
- Played one minute in UK's exhibition win over Transylvania
- Saw action in UK's final two Bahamas exhibition games
 - Scored the game's final bucket in the win over Team Toronto
 - Hauled in a rebound vs. Mega Bemax
- Seen action in 28 career games and scored seven career points
- SEC Academic Honor Roll member the past three seasons
- On pace to graduate in May with a degree in kinesiology
- 1,000-point scorer in high school
- His father was a letterwinner at the University of Pittsburgh while head coach John Calipari was an assistant coach

Birthday: Nov. 7
Parents: Joseph and Sandi Major
Major: Kinesiology

Off the court he likes to ...
 Hang out with family and friends, play video games, watch Netflix/movies, go on adventures, and travel

Did you know ...
 He averaged 18.5 points as a senior and knocked down the winning shot on senior night to win a sectional title



Game-By-Game Statistics

Opponent	Date	gs	min	Total fg-fga	pct	3-Pointers 3fg-fga	pct	Free throws ft-fta	pct	Rebounds off	def	tot	avg	pf	a	l/o	blk	stl	pts	avg	
vs Duke	11/06/18		dnp	-	-	-	-	-	-	-	-	-	-	-	-	-	-	-	-	-	-
SOUTHERN ILLINOIS	11/09/18		dnp	-	-	-	-	-	-	-	-	-	-	-	-	-	-	-	-	-	-
NORTH DAKOTA	11/14/18	2	0-0	.000	0-0	.000	0-0	.000	0	1	0	1	1.0	0	0	0	0	0	0	0	0.0
VMI	11/18/18		dnp	-	-	-	-	-	-	-	-	-	-	-	-	-	-	-	-	-	-
WINTHROP	11/21/18		dnp	-	-	-	-	-	-	-	-	-	-	-	-	-	-	-	-	-	-
TENNESSEE STATE	11/23/18		dnp	-	-	-	-	-	-	-	-	-	-	-	-	-	-	-	-	-	-
MONMOUTH	11/28/18	2	0-0	.000	0-0	.000	0-0	.000	0	0	0	0	0.5	0	0	0	0	0	0	0	0.0
UNCG	12/01/18		dnp	-	-	-	-	-	-	-	-	-	-	-	-	-	-	-	-	-	-
vs Seton Hall	12/08/18		dnp	-	-	-	-	-	-	-	-	-	-	-	-	-	-	-	-	-	-
UTAH	12/15/18	1	0-0	.000	0-0	.000	0-0	.000	0	0	0	0	0.3	0	0	0	0	0	0	0	0.0
vs #9/10 North Carolina	12/22/18		dnp	-	-	-	-	-	-	-	-	-	-	-	-	-	-	-	-	-	-
at RV/RV Louisville	12/29/18		dnp	-	-	-	-	-	-	-	-	-	-	-	-	-	-	-	-	-	-
at Alabama	01/05/19		dnp	-	-	-	-	-	-	-	-	-	-	-	-	-	-	-	-	-	-
TEXAS A&M	01/08/19		dnp	-	-	-	-	-	-	-	-	-	-	-	-	-	-	-	-	-	-
VANDERBILT	01/12/19		dnp	-	-	-	-	-	-	-	-	-	-	-	-	-	-	-	-	-	-
at Georgia	01/15/19		dnp	-	-	-	-	-	-	-	-	-	-	-	-	-	-	-	-	-	-
at #14/12 Auburn	01/19/19		dnp	-	-	-	-	-	-	-	-	-	-	-	-	-	-	-	-	-	-
#22/22 MISSISSIPPI STAT	01/22/19	1	0-0	.000	0-0	.000	0-0	.000	0	0	0	0	0.3	0	0	0	0	0	0	0	0.0
Totals		0	6	0-0	.000	0-0	.000	0-0	.000	1	0	1	0.3	0	0	0	0	0	0	0	0.0

Games played: 4
 Minutes/game: 1.5

Rebounds/game: 0.3

Career Statistics

Year	GP-GS	Min-Avg	FG-FGA	Pct	3FG-FGA	Pct	FT-FTA	Pct	Off-Def-Tot-Avg	PF-FO	Ast	TO	Blk	Stl	Pts	Avg
2015-16	11-0	11-1.0	0-2	.00	0-2	.000	2-2	1.000	0-0-0-0.0	1-0	0	1	0	0	2	0.2
2016-17	7-0	11-1.6	1-2	.500	1-1	1.000	2-4	.500	0-0-0-0.0	0-0	0	3	0	0	5	0.7
2017-18	6-0	4-0.7	0-0	.000	0-0	.000	0-0	.000	0-0-0-0.0	1-0	0	2	0	0	0	0.0
2018-19	4-0	6-1.5	0-0	.000	0-0	.000	0-0	.000	1-0-1-0.3	0-0	0	0	0	0	0	0.0
TOTAL	28-0	32-1.1	1-4	.250	1-3	.333	4-6	.667	1-0-1-0.0	2-0	0	6	0	0	7	0.3

12

BRAD CALIPARI

Junior | Guard | 6-0 | 179 lbs | Franklin Lakes, N.J. | MacDuffie School

[@bradcalipari](#) |
 [@brad.calipari](#) |
 [@bradcalipari](#)

2018-19 SEASON/CAREER HIGHS

Points	
Season	-
Career	3, 3x, last vs. MISSOURI (2/24/18)
Rebounds	
Season	-
Career	1, 5x, last at Texas A&M (2/10/18)
Field Goals	
Season	-
Career	1, 3x, last vs. MISSOURI (2/24/18)
Field Goals Attempted	
Season	-
Career	3, 2x, last vs. Arizona State (11/28/16)
3-Point Field Goals	
Season	-
Career	1, 3x, last vs. MISSOURI (2/24/18)
3-Point Field Goals Attempted	
Season	-
Career	3, vs. CLEVELAND STATE (11/23/16)
Free Throws	
Season	-
Career	2, vs. CANISIUS (11/13/16)
Free Throws Attempted	
Season	-
Career	3, vs. CANISIUS (11/13/16)
Assists	
Season	-
Career	1, 2x, last vs. LOUISVILLE (12/29/17)
Steals	
Season	-
Career	-
Blocked Shots	
Season	-
Career	1, vs. CLEVELAND STATE (11/23/16)
Minutes Played	
Season	-
Career	8, vs. CLEVELAND STATE (11/23/16)

MISCELLANEOUS	2018-19	CAREER
Dunks	0	0
Double-Figure Scoring Games	0	0
Double-Figure Rebounding Games	0	0
Games With Double-Double	0	0
Games Led UK in Scoring	0	0
Games Led UK in Rebounding	0	0
Games Led UK in Assists	0	0
Games Led UK in Steals	0	0
Games Led UK in Blocks	0	1
Games With 3+ Assists	0	0
Games With 3+ Blocks	0	0
Games With 3+ Steals	0	0
Games With 3+ 3-Pointers	0	0

- Pronunciation: cal-uh-PEAR-ee
- Plans to redshirt in 2018-19 and will have two years of eligibility remaining
- On track to graduate this season. Plans to pursue graduate school
- Totaled eight minutes in UK's exhibition against Transylvania
- Played in all four games in the Bahamas. He drained a 3-pointer against the Bahamas National Team and had a rebound in three of the four wins
 - Also dished out an assist against Team Toronto
- Has been a part of two international basketball trips with Global Sports Academy
 - Averaged 14.3 points, 6.5 assists and 3.3 rebounds in four games in Croatia in 2017
 - Averaged 13.2 points and 7.0 assists in four games in Europe in 2018
- Two-time SEC Academic Honor Roll member
- Played in 15 games as a freshman, scoring eight points. Saw action in 12 games and recorded three points and two boards as a sophomore
- Averaged 15.3 points, 3.6 assists and 2.6 rebounds per game as a senior in high school
- Finished his high school career as a 1,000-point scorer

Birthday: Nov. 11
Parents: John and Ellen
Major: Communication

Off the court he likes to ...
 Play Fortnite, sleep, watch Spongebob Squarepants, cook and listen to music

Did you know ...
 He earned academic honors in high school for art, specializing in drawing. His definition of a true hero is anyone who is a servant leader



Game-By-Game Statistics

Career Statistics

Year	GP-GS	Min-Avg	FG-FGA	Pct	3FG-FGA	Pct	FT-FTA	Pct	Off-Def-Tot-Avg	PF-FO	Ast	TO	Blk	Stl	Pts	Avg
2016-17	15-0	45-3.0	2-13	.154	2-12	.167	2-5	.400	1-2-3-0.2	3-0	1	2	1	0	8	0.5
2017-18	12-0	28-2.3	1-7	.143	1-7	.143	0-0	.000	0-2-2-0.2	0-0	1	2	0	0	3	0.3
2018-19	0-0	0-0.0	0-0	.000	0-0	.000	0-0	.000	0-0-0-0.0	0-0	0	0	0	0	0	0.0
TOTAL	27-0	73-2.7	3-20	.150	3-19	.158	2-5	.400	1-4-5-0.2	3-0	2	4	1	0	11	0.4

13

Redshirt Freshman | Guard | 6-4 | 192 lbs | Menifee, Calif. | Eleanor Roosevelt

JEMARL BAKER JR.

[@jemarlbakerjr](#) | [@jemarlbakerjr_](#)

2018-19 SEASON/CAREER HIGHS

Points		
Season	6, 2x, last at Georgia (1/15/19)	
Career	6, 2x, last at Georgia (1/15/19)	
Rebounds		
Season	1, 5x, last at Auburn (1/19/19)	
Career	1, 5x, last at Auburn (1/19/19)	
Field Goals		
Season	2, 2x, last at Georgia (1/15/19)	
Career	2, 2x, last at Georgia (1/15/19)	
Field Goals Attempted		
Season	4, at Louisville (12/29/18)	
Career	4, at Louisville (12/29/18)	
3-Point Field Goals		
Season	2, 2x, last at Georgia (1/15/19)	
Career	2, 2x, last at Georgia (1/15/19)	
3-Point Field Goals Attempted		
Season	4, at Louisville (12/29/18)	
Career	4, at Louisville (12/29/18)	
Free Throws		
Season	1, vs. TEXAS A&M (1/8/19)	
Career	1, vs. TEXAS A&M (1/8/19)	
Free Throws Attempted		
Season	1, vs. TEXAS A&M (1/8/19)	
Career	1, vs. TEXAS A&M (1/8/19)	
Assists		
Season	3, vs. TEXAS A&M (1/8/19)	
Career	3, vs. TEXAS A&M (1/8/19)	
Steals		
Season	1, at Georgia (1/15/19)	
Career	1, at Georgia (1/15/19)	
Blocked Shots		
Season	1, vs. North Carolina (12/22/18)	
Career	1, vs. North Carolina (12/22/18)	
Minutes Played		
Season	15, vs. North Carolina (12/22/18)	
Career	15, vs. North Carolina (12/22/18)	
MISCELLANEOUS		
	2018-19	CAREER
Dunks	0	0
Double-Figure Scoring Games	0	0
Double-Figure Rebounding Games	0	0
Games With Double-Double	0	0
Games Led UK in Scoring	0	0
Games Led UK in Rebounding	0	0
Games Led UK in Assists	0	0
Games Led UK in Steals	0	0
Games Led UK in Blocks	0	0
Games With 3+ Assists	1	1
Games With 3+ Blocks	0	0
Games With 3+ Steals	0	0
Games With 3+ 3-Pointers	0	0

- Pronunciation: like Jamal
- Become a key contributor off the bench with a shot-making ability and solid defense
- Went 2 for 2 from 3-point range at Georgia on Jan. 15
- Logged 13 key minutes vs. Texas A&M that included a four-point play, a career-high three assists and solid defense
 - Calipari said Baker's ability to be a "willing passer" changed "the whole complexion of the game"
- Played a career-high 15 minutes vs. North Carolina
- Heeding the advice of Coach Cal to shoot the ball when he gets his opportunity, made back-to-back 3-pointers in two minutes vs. Utah
- Made his debut against Seton Hall, entering the game in in the last minute of the first half
- Did not participate in any of the four Bahamas exhibition game with knee soreness
- Returned to practice after the Bahamas and scored 12 points in the Blue-White Game
- Dean's List in fall of 2017 and an SEC First-Year Academic Honor Roll member
- Redshirted in 2017-18 after undergoing knee surgery in October
- Considered one of the premier shooters in the country with range that extends beyond the college 3-point arc
- A consensus four-star prospect ranked among the top 100

Birthday: June 12
Parents: Jemarl Sr. and Portia
Major: Undeclared/exploratory studies in agriculture

Off the court he likes to ...
 Shop, play video games, eat, watch movies and listen to music

Did you know ...
 His dad played basketball at Cal State Northridge and his sister Anyia played hoops at Grand Canyon University



Game-By-Game Statistics

Opponent	Date	gs	min	Total fg-fga	pct	3-Pointers 3fg-fga	pct	Free throws ft-fta	pct	Rebounds off	def	tot	avg	pf	a	l/o	bik	stl	pts	avg
vs Duke	11/06/18	dnp	-	-	-	-	-	-	-	-	-	-	-	-	-	-	-	-	-	-
SOUTHERN ILLINOIS	11/09/18	dnp	-	-	-	-	-	-	-	-	-	-	-	-	-	-	-	-	-	-
NORTH DAKOTA	11/14/18	dnp	-	-	-	-	-	-	-	-	-	-	-	-	-	-	-	-	-	-
VMI	11/18/18	dnp	-	-	-	-	-	-	-	-	-	-	-	-	-	-	-	-	-	-
WINTHROP	11/21/18	dnp	-	-	-	-	-	-	-	-	-	-	-	-	-	-	-	-	-	-
TENNESSEE STATE	11/23/18	dnp	-	-	-	-	-	-	-	-	-	-	-	-	-	-	-	-	-	-
MONMOUTH	11/28/18	dnp	-	-	-	-	-	-	-	-	-	-	-	-	-	-	-	-	-	-
UNCG	12/01/18	dnp	-	-	-	-	-	-	-	-	-	-	-	-	-	-	-	-	-	-
vs Seton Hall	12/08/18	1	0-0	.000	0-0	.000	0-0	.000	0	0	0	0.0	0	0	0	0	0	0	0	0.0
UTAH	12/15/18	2	2-2	1.000	2-2	1.000	0-0	.000	0	0	0	0.0	1	0	0	0	0	0	6	3.0
vs #9/10 North Carolina	12/22/18	15	0-3	.000	0-3	.000	0-0	.000	0	1	1	0.3	0	1	1	1	1	0	0	2.0
at RV/RV Louisville	12/29/18	8	1-4	.250	1-4	.250	0-0	.000	1	0	1	0.5	1	0	1	0	0	3	2.3	
at Alabama	01/05/19	6	0-0	.000	0-0	.000	0-0	.000	0	0	0	0.4	0	0	0	0	0	0	1.8	
TEXAS A&M	01/08/19	13	1-3	.333	1-2	.500	1-1	1.000	0	1	1	0.5	2	3	1	0	0	4	2.2	
VANDERBILT	01/12/19	7	0-3	.000	0-3	.000	0-0	.000	0	0	0	0.4	0	0	0	0	0	0	1.9	
at Georgia	01/15/19	13	2-3	.667	2-2	1.000	0-0	.000	0	1	1	0.5	1	1	2	0	1	6	2.4	
at #14/12 Auburn	01/19/19	8	0-1	.000	0-1	.000	0-0	.000	0	1	1	0.6	1	0	1	0	0	0	2.1	
#22/22 MISSISSIPPI STAT	01/22/19	6	0-1	.000	0-1	.000	0-0	.000	0	0	0	0.5	0	0	1	0	0	0	1.9	
Totals		0	79	6-20	.300	6-18	.333	1-1	1.000	1	4	5	0.5	6	5	7	1	1	19	1.9

Games played: 10
 Minutes/game: 7.9
 Points/game: 1.9
 FG Pct: 30.0
 3FG Pct: 33.3
 FT Pct: 100.0

Rebounds/game: 0.5
 Assists/game: 0.5
 Turnovers/game: 0.7
 Assist/turnover ratio: 0.7
 Steals/game: 0.1
 Blocks/game: 0.1

Career Statistics

Year	GP-GS	Min-Avg	FG-FGA	Pct	3FG-FGA	Pct	FT-FTA	Pct	Off-Def-Tot-Avg	PF-FO	Ast	TO	Blk	Stl	Pts	Avg
2018-19	10-0	79-7.9	6-20	.300	6-18	.333	1-1	1.000	1-4-5-0.5	6-0	5	7	1	1	19	1.9
TOTAL	10-0	79-7.9	6-20	.300	6-18	.333	1-1	1.000	1-4-5-0.5	6-0	5	7	1	1	19	1.9

14

TYLER HERRO

Freshman | Guard | 6-5 | 195 lbs | Milwaukee | Whitnall

[@raf_tyler](#) | [@nolimitherro](#)

2018-19 SEASON/CAREER HIGHS

Points		
Season	24, at Louisville (12/29/18)	
Career	24, at Louisville (12/29/18)	
Rebounds		
Season	9, vs. Duke (11/6/18)	
Career	9, vs. Duke (11/6/18)	
Field Goals		
Season	10, at Louisville (12/29/18)	
Career	10, at Louisville (12/29/18)	
Field Goals Attempted		
Season	17, vs. North Carolina (12/22/18)	
Career	17, vs. North Carolina (12/22/18)	
3-Point Field Goals		
Season	4, at Louisville (12/29/18)	
Career	4, at Louisville (12/29/18)	
3-Point Field Goals Attempted		
Season	8, 2x, last vs. North Carolina (12/22/18)	
Career	8, 2x, last vs. North Carolina (12/22/18)	
Free Throws		
Season	5, 3x, last vs. MISS. STATE (1/22/19)	
Career	5, 3x, last vs. MISS. STATE (1/22/19)	
Free Throws Attempted		
Season	6, vs. UNCG (12/1/18)	
Career	6, vs. UNCG (12/1/18)	
Assists		
Season	7, vs. WINTHROP (11/21/18)	
Career	7, vs. WINTHROP (11/21/18)	
Steals		
Season	5, 2x, last vs. MONMOUTH (11/28/18)	
Career	5, 2x, last vs. MONMOUTH (11/28/18)	
Blocked Shots		
Season	2, 2x, last vs. Seton Hall (12/8/18)	
Career	2, 2x, last vs. Seton Hall (12/8/18)	
Minutes Played		
Season	37, vs. MISSISSIPPI STATE (1/22/19)	
Career	37, vs. MISSISSIPPI STATE (1/22/19)	
MISCELLANEOUS		
	2018-19	CAREER
Dunks	2	2
Double-Figure		
Scoring Games	14	14
Double-Figure		
Rebounding Games	0	0
Games With		
Double-Double	0	0
Games Led UK		
in Scoring	4	4
Games Led UK		
in Rebounding	3	3
Games Led UK		
in Assists	3	3
Games Led UK		
in Steals	3	3
Games Led UK		
in Blocks	2	2
Games With		
3+ Assists	7	7
Games With		
3+ Blocks	0	0
Games With		
3+ Steals	2	2
Games With		
3+ 3-Pointers	6	6

- Pronunciation: Hero
- Two-time and current SEC Freshman of the Week
- Had 18 points, making all three of his 3-point tries, vs. No. 22/22 Mississippi State
 - UK is 6-0 this season when Herro makes at least three 3-pointers
 - UKs is 10-0 this season when Herro scores at least 15 points.
- Scored 20 points, including 15 in the second half and the game-winning free throws, in a win at No. 14/12 Auburn
- Knocked down 22 straight free throws
- Recorded 21 points on 7-of-14 shooting with three 3-pointers vs. Texas A&M
- Reached double figures in a team-high-tying 14 games
- Leads UK in scoring in conferece play with a 14.5 average
- Leads Kentucky in 3-pointers made (32) and second on the team in steals (20)
- Made at least two 3-pointers in 10 of 11 games from Nov. 21 to Jan. 8
- Scored a career-high 24 to win Bluegrass Sports Commission MVP of the Louisville game
- USBWA Wayman Tisdale National Freshman of the Week and NCAA.com National Player of the Week for the week of Dec. 31 after the Louisville game
- Named to Naismith Memorial Basketball Hall of Fame's Jerry West Award preseason watch list (best shooting guard)
- Led the Wildcats in scoring during Bahamas trip. Averaged 17.3 points per game while also adding 2.3 rebounds and 1.8 assists
- Jordan Brand Classic and Nike Hoop Summit pick
- Averaged 32.9 points, 7.4 rebounds, 3.6 assists and 3.3 steals per game as a First Team All-State selection his senior season

Birthdate: Jan. 20
Parents: Jen and Chris
Major: Undeclared/exploratory studies in agriculture

Off the court he likes to ...
 Play video games, eat, hang out with friends, spend time with family and ride roller coasters

Did you know ...
 His nickname is "Boy Wonder" and he chose No. 14 because he's been wearing it since his freshman year in high school



Game-By-Game Statistics

Opponent	Date	gs	min	Total		3-Pointers		Free throws		Rebounds				pf	a	l/o	blk	stl	pts	avg	
				fg-fga	pct	3fg-fga	pct	ft-fta	pct	off	def	tot	avg								
vs Duke	11/06/18	*	33	4-11	.364	1-6	.167	5-5	1.000	0	9	9	9.0	1	5	1	2	0	14	14.0	
SOUTHERN ILLINOIS	11/09/18	*	20	0-6	.000	0-2	.000	0-0	.000	1	2	3	6.0	1	0	1	0	1	0	7.0	
NORTH DAKOTA	11/14/18	*	25	7-12	.583	1-2	.500	3-3	1.000	0	1	1	4.3	0	3	2	0	5	18	10.7	
VMI	11/18/18	*	19	2-6	.333	1-3	.333	0-0	.000	0	2	2	3.8	2	2	2	1	0	5	9.3	
WINTHROP	11/21/18	*	25	6-14	.429	3-8	.375	0-0	.000	0	3	3	3.6	1	7	1	0	0	15	10.4	
TENNESSEE STATE	11/23/18	*	25	3-7	.429	2-6	.333	0-0	.000	0	4	4	3.7	1	0	2	0	1	8	10.0	
MONMOUTH	11/28/18	*	28	6-10	.600	2-5	.400	2-2	1.000	1	7	8	4.3	1	1	0	0	5	16	10.9	
UNCG	12/01/18	*	35	6-12	.500	2-6	.333	4-6	.667	1	4	5	4.4	3	1	3	1	0	18	11.8	
vs Seton Hall	12/08/18	*	26	4-13	.308	0-6	.000	2-2	1.000	0	2	2	4.1	3	1	1	2	0	10	11.6	
UTAH	12/15/18	*	31	7-12	.583	2-6	.333	1-2	.500	0	2	2	3.9	0	1	0	0	2	17	12.1	
vs #9/10 North Carolina	12/22/18	*	36	6-17	.353	3-8	.375	0-1	.000	1	3	4	3.9	2	5	3	0	1	15	12.4	
at RV/RV Louisville	12/29/18	*	36	10-13	.769	4-6	.667	0-0	.000	1	4	5	4.0	2	1	2	1	2	24	13.3	
at Alabama	01/05/19	*	35	4-12	.333	2-6	.333	2-2	1.000	0	3	3	3.9	2	0	1	0	0	12	13.2	
TEXAS A&M	01/08/19	*	36	7-14	.500	3-7	.429	4-4	1.000	2	3	5	4.0	3	1	4	0	0	21	13.8	
VANDERBILT	01/12/19	*	36	1-3	.333	0-2	.000	2-2	1.000	0	6	6	4.1	2	3	3	1	0	4	13.1	
at Georgia	01/15/19	*	31	4-10	.400	0-2	.000	4-4	1.000	1	6	7	4.3	0	4	1	0	1	12	13.1	
at #14/12 Auburn	01/19/19	*	34	6-12	.500	3-6	.500	5-5	1.000	0	3	3	4.2	4	3	0	1	20	13.5		
#22/22 MISSISSIPPI STAT	01/22/19	*	37	5-10	.500	3-3	1.000	5-5	1.000	0	5	5	4.3	1	1	2	0	1	18	13.7	
Totals			18	548	88-194	.454	32-90	.356	39-43	.907	8	69	77	4.3	27	40	32	8	20	247	13.7

Games played: 18
 Minutes/game: 30.4
 Points/game: 13.7
 FG Pct: 45.4
 3FG Pct: 35.6
 FT Pct: 90.7

Rebounds/game: 4.3
 Assists/game: 2.2
 Turnovers/game: 1.8
 Assist/turnover ratio: 1.3
 Steals/game: 1.1
 Blocks/game: 0.4

Career Statistics

Year	GP-GS	Min-Avg	FG-FGA	Pct	3FG-FGA	Pct	FT-FTA	Pct	Off-Def-Tot-Avg	PF-FO	Ast	TO	Blk	Stl	Pts	Avg
2018-19	18-18	548-30.4	88-194	.454	32-90	.356	39-43	.907	8-69-77-4.3	27-0	40	32	8	20	247	13.7
TOTAL	18-18	548-30.4	88-194	.454	32-90	.356	39-43	.907	8-69-77-4.3	27-0	40	32	8	20	247	13.7

2018-19 SEASON/CAREER HIGHS

Points	
Season	22, 3x, last vs. UNCG (12/1/18)
Career	33, vs. WASHINGTON (2/22/18)
Rebounds	
Season	12, 3x, last vs. MISS. STATE (1/22/19)
Career	17, vs. Harvard (11/12/16)
Field Goals	
Season	8, vs. UNCG (12/1/18)
Career	11, 4x, last vs. WASHINGTON (2/22/18)
Field Goals Attempted	
Season	16, vs. UNCG (12/1/18)
Career	19, 2x, last at Long Beach St. (12/3/17)
3-Point Field Goals	
Season	1, 5x, last vs. North Carolina (12/22/18)
Career	3, vs. ARIZONA STATE (1/17/18)
3-Point Field Goals Attempted	
Season	4, vs. North Carolina (12/22/18)
Career	6, vs. ARIZONA STATE (1/17/18)
Free Throws	
Season	10, vs. VMI (11/18/18)
Career	19, at Kansas (12/3/16)
Free Throws Attempted	
Season	13, vs. Duke (11/6/18)
Career	22, at Kansas (12/3/16)
Assists	
Season	3, vs. North Carolina (12/22/18)
Career	4, 2x, last vs. CAL POLY (11/10/17)
Steals	
Season	2, vs. Seton Hall (12/8/18)
Career	4, vs. DEPAUL (12/15/15)
Blocked Shots	
Season	2, 3x, last vs. VANDERBILT (1/12/19)
Career	3, 2x, last vs. DARTMOUTH (12/12/15)
Minutes Played	
Season	38, vs. North Carolina (12/22/18)
Career	44, vs. GREEN BAY (11/13/15)

MISCELLANEOUS	2018-19	CAREER*
Dunks	15	-
Double-Figure Scoring Games	11	80
Double-Figure Rebounding Games	3	34
Games With Double-Double	1	27
Games Led UK in Scoring	2	38
Games Led UK in Rebounding	5	54
Games Led UK in Assists	0	3
Games Led UK in Steals	1	16
Games Led UK in Blocks	3	14
Games With 3+ Assists	1	6
Games With 3+ Blocks	0	2
Games With 3+ Steals	0	5
Games With 3+ 3-Pointers	0	1

*includes Stanford statistics

- Preseason All-SEC First Team selection by the league's media
- Senior CLASS Award candidate
- Reached double-figure scoring in 11 games this season
- Best SEC game of the season at No. 14/12 Auburn with 17 points and a team-high-tying seven rebounds
- Averaging 6.7 rebounds, second best on the team, and 12.6 points, which is third best
- Shooting 53.1 percent, the best mark on the team of players with a minimum of 50 shots
- Scored 22 points in three games this season
 - Recorded his first double-double at UK -- and 27th of his career -- with 12 rebounds to go along with his 22 points vs. UNC Greensboro
- On the Naismith Trophy, Wooden Award and NABC National Player of the Year watch lists
- Named to the Naismith Memorial Basketball Hall of Fame's Karl Malone Award preseason watch list (best power forward)
- Graduate transfer who concluded his career at Stanford as a three-time captain and two-time All-Pac-12 First Team member
 - One of three Stanford players in program history to have at least 1,400 points and 700 rebounds in fewer than 100 games played
 - Ranked third in the Pac-12 in both scoring (19.5 ppg) and rebounding (8.7 rpg)
 - Scored in double figures in all but one of his 35 games played as a senior
- Only player in the Pac-12 and one of only five Power 5 conference players to finish the season ranked in the top five of his league in both scoring and rebounding in his junior season
- Out of high school he was a consensus top-50 player
 - Played in the McDonald's All American Game

Birthday: Nov. 25
Parents: Nathaniel and Jacqueline
Graduate Program: Sport Leadership

Off the court he likes to ...
 Facetime with family, go to the movies, fish, watch "The Office" or "Seinfeld," and bowl

Did you know ...
 He wrote poetry and participated in poetry contests while he was in middle school



Game-By-Game Statistics

Opponent	Date	qs	min	Total		3-Pointers		Free throws		Rebounds				pf	a	t/o	blk	stl	pts	avg	
				fg-fga	pct	3fg-fga	pct	ft-fa	pct	off	def	tot	avg								
vs Duke	11/06/18	*	30	6-8	.750	1-1	1.000	9-13	.692	4	3	7	7.0	2	1	3	1	0	22	22.0	
SOUTHERN ILLINOIS	11/09/18	*	14	1-2	.500	0-0	.000	4-6	.667	2	3	5	6.0	2	1	0	1	0	6	14.0	
NORTH DAKOTA	11/14/18	*	21	4-12	.333	1-2	.500	2-2	1.000	4	3	7	6.3	3	0	1	0	0	11	13.0	
VMI	11/18/18	*	24	6-8	.750	0-1	.000	10-12	.833	3	3	6	6.3	2	0	3	0	0	22	15.3	
WINTHROP	11/21/18	*	25	3-5	.600	0-0	.000	2-3	.667	2	1	3	5.6	2	2	4	1	1	8	13.8	
TENNESSEE STATE	11/23/18	*	24	4-4	1.000	0-0	.000	5-9	.556	4	5	9	6.2	4	1	2	2	0	13	13.7	
MONMOUTH	11/28/18	*	27	4-6	.667	1-2	.500	4-5	.800	0	6	6	6.1	1	1	1	1	0	13	13.6	
UNCG	12/01/18	*	37	8-16	.500	1-1	1.000	5-6	.833	4	8	12	6.9	1	2	0	0	1	22	14.6	
vs Seton Hall	12/08/18	*	34	3-6	.500	0-0	.000	7-8	.875	1	5	6	6.8	5	2	3	1	2	13	14.4	
UTAH	12/15/18	*	32	7-10	.700	0-1	.000	2-4	.500	1	2	3	6.4	0	1	0	0	0	16	14.6	
vs #9/10 North Carolina	12/22/18	*	38	6-15	.400	1-4	.250	7-11	.636	3	4	7	6.5	2	3	1	1	0	20	15.1	
at RV/RV Louisville	12/29/18	*	30	4-8	.500	0-1	.000	1-2	.500	1	3	4	6.3	3	0	0	2	0	9	14.6	
at Alabama	01/05/19	*	29	6-13	.462	0-2	.000	0-1	.000	1	5	6	6.2	3	1	5	0	0	12	14.4	
TEXAS A&M	01/08/19	*	30	3-6	.500	0-0	.000	0-0	.000	2	2	4	6.1	2	1	0	1	1	6	13.8	
VANDERBILT	01/12/19	*	30	2-6	.333	0-0	.000	1-2	.500	3	9	12	6.5	2	1	2	2	0	5	13.2	
at Georgia	01/15/19	*	22	3-7	.429	0-1	.000	0-0	.000	0	5	5	6.4	1	1	1	0	0	6	12.8	
at #14/12 Auburn	01/19/19	*	29	6-7	.857	0-0	.000	5-5	1.000	3	4	7	6.4	4	0	1	1	0	17	13.0	
#22/22 MISSISSIPPI STAT	01/22/19	*	30	1-6	.167	0-1	.000	3-4	.750	4	8	12	6.7	0	1	3	1	1	5	12.6	
Totals			15	506	77-145	.531	5-17	.294	67-93	.720	42	79	121	6.7	39	19	30	15	6	226	12.6

Games played: 18
 Minutes/game: 28.1
 Points/game: 12.6
 FG Pct: 53.1
 3FG Pct: 29.4
 FT Pct: 72.0

Rebounds/game: 6.7
 Assists/game: 1.1
 Turnovers/game: 1.7
 Assist/turnover ratio: 0.6
 Steals/game: 0.3
 Blocks/game: 0.8

Career Statistics

Year	GP-GS	Min-Avg	FG-FGA	Pct	3FG-FGA	Pct	FT-FTA	Pct	Off-Def-Tot-Avg	PF-FO	Ast	TO	Blk	Stl	Pts	Avg
2014-15	28-12	646-23.1	67-137	.489	0-0	.000	39-85	.459	62-94-156-5.6	60-0	12	27	7	24	173	6.2
2015-16	8-8	262-32.8	39-70	.557	0-0	.000	24-50	.480	26-31-57-7.1	19-1	6	17	5	6	102	12.8
2016-17	27-27	813-30.1	176-304	.579	0-1	.000	118-181	.652	93-146-239-8.9	64-1	14	56	5	14	470	17.4
2017-18	35-35	1190-34.0	250-474	.527	18-61	.295	164-243	.675	104-202-306-8.7	91-3	47	72	4	26	682	19.5
2018-19	18-15	506-28.1	77-145	.531	5-17	.294	67-93	.720	42-79-121-6.7	39-1	19	30	15	6	226	12.6
TOTAL	116-97	3417-29.5	609-1130	.539	23-79	.291	412-652	.632	327-552-879-7.6	273-6	98	202	36	76	1653	14.3

2018-19 SEASON/CAREER HIGHS

Points		
Season	10, vs. SOUTHERN ILLINOIS (11/9/18)	
Career	10, vs. SOUTHERN ILLINOIS (11/9/18)	
Rebounds		
Season	7, 2x, last vs. N. DAKOTA (11/14/18)	
Career	7, 2x, last vs. N. DAKOTA (11/14/18)	
Field Goals		
Season	4, 4x, last vs. UNCG (12/1/18)	
Career	4, 4x, last vs. UNCG (12/1/18)	
Field Goals Attempted		
Season	8, 2x, last vs. N. DAKOTA (11/14/18)	
Career	8, 2x, last vs. N. DAKOTA (11/14/18)	
3-Point Field Goals		
Season	1, vs. MISSISSIPPI STATE (1/22/19)	
Career	vs. MISSISSIPPI STATE (1/22/19)	
3-Point Field Goals Attempted		
Season	2, vs. MISSISSIPPI STATE (1/22/19)	
Career	2, vs. MISSISSIPPI STATE (1/22/19)	
Free Throws		
Season	3, vs. TENNESSEE STATE (11/23/18)	
Career	3, vs. TENNESSEE STATE (11/23/18)	
Free Throws Attempted		
Season	4, vs. TENNESSEE STATE (11/23/18)	
Career	4, vs. TENNESSEE STATE (11/23/18)	
Assists		
Season	2, 2x, last vs. MONMOUTH (11/28/18)	
Career	2, 2x, last vs. MONMOUTH (11/28/18)	
Steals		
Season	2, vs. MONMOUTH (11/28/18)	
Career	2, vs. MONMOUTH (11/28/18)	
Blocked Shots		
Season	3, vs. VMI (11/18/18)	
Career	3, vs. VMI (11/18/18)	
Minutes Played		
Season	26, 2x, last vs. MONMOUTH (11/28/18)	
Career	26, 2x, last vs. MONMOUTH (11/28/18)	
MISCELLANEOUS		
	2018-19	CAREER
Dunks	10	0
Double-Figure		
Scoring Games	1	1
Double-Figure		
Rebounding Games	0	0
Games With		
Double-Double	0	0
Games Led UK		
in Scoring	0	0
Games Led UK		
in Rebounding	0	0
Games Led UK		
in Assists	0	0
Games Led UK		
in Steals	0	0
Games Led UK		
in Blocks	6	6
Games With		
3+ Assists	0	0
Games With		
3+ Blocks	1	1
Games With		
3+ Steals	0	0
Games With		
3+ 3-Pointers	0	0

- Third on the team with 19 blocks
- All-around contributor, averaging 4.3 points, 3.6 rebounds and 1.1 blocks in 14.4 minutes per game
- Solid game off the bench with six points, six rebounds and a block in 14 minutes at Georgia
- Strong showing vs. Southern Illinois with 10 points, seven boards and two swats
- Nearly matched that effort with eight points, seven boards and two blocks vs. North Dakota in a season-high 26 minutes
 - Said Calipari after the UND game: "EJ Montgomery's going to have to play more. ... You need to have separators in the game at some point that can make a play out of nothing. He does that."
- Led Kentucky with 14 points on 7-of-10 shooting against Transylvania
 - Also had nine rebounds and a blocked shot
- Tallied eight points and had six rebounds in 19 minutes against the Bahamas National Team during UK's exhibition tour this summer
 - Missed the final three games with back spasms
- Averaged 25.6 points, 13.6 rebounds and 4.3 assists per game as a senior at Wheeler
- Scored 12 points and hauled in five rebounds in the McDonald's All American Game
- Considered a five-star recruit and ranked as high as No. 6 overall by 247 Sports
 - Rivals ranked him No. 11 overall, while ESPN listed him at No. 14

Birthday: Sept. 12
Parents: Efreem and Glenda
Major: Undeclared/exploratory studies in agriculture

Off the court he likes to ...
 Watch movies, hang out with friends, play video games, spend time with family and go to the beach

Did you know ...
 Both of his parents and two older sisters played basketball in college and his favorite movies are "Love and Basketball" and "The Purge"



Game-By-Game Statistics

Opponent	Date	gs	min	Total		3-Pointers		Free throws		Rebounds				pf	a	l/o	blk	stl	pts	avg	
				fg-fga	pct	3fg-fga	pct	ft-fga	pct	off	def	tot	avg								
vs Duke	11/06/18		22	4-6	.667	0-0	.000	0-0	.000	3	3	6	6.0	4	1	3	0	0	8	8.0	
SOUTHERN ILLINOIS	11/09/18		17	4-8	.500	0-0	.000	2-3	.667	4	3	7	6.5	1	0	1	2	0	10	9.0	
NORTH DAKOTA	11/14/18		26	4-8	.500	0-1	.000	0-0	.000	3	4	7	6.7	3	0	1	2	0	8	8.7	
VMI	11/18/18	*	16	1-5	.200	0-0	.000	1-2	.500	2	3	5	6.3	3	0	2	3	0	3	7.3	
WINTHROP	11/21/18		16	2-4	.500	0-0	.000	2-2	1.000	1	1	2	5.4	2	2	0	2	0	6	7.0	
TENNESSEE STATE	11/23/18		24	1-3	.333	0-0	.000	3-4	.750	3	3	6	5.5	1	0	1	2	0	5	6.7	
MONMOUTH	11/28/18		26	3-6	.500	0-1	.000	1-2	.500	1	3	4	5.3	4	2	1	1	2	7	6.7	
UNCG	12/01/18		15	4-6	.667	0-0	.000	0-0	.000	3	2	5	5.3	1	0	2	1	0	8	6.9	
vs Seton Hall	12/08/18		8	0-1	.000	0-0	.000	0-0	.000	0	0	0	4.7	2	0	1	0	0	0	6.1	
UTAH	12/15/18		12	1-3	.333	0-0	.000	0-0	.000	2	3	5	4.7	0	1	0	1	0	2	5.7	
vs #9/10 North Carolina	12/22/18		2	1-1	1.000	0-0	.000	0-0	.000	1	0	1	4.4	1	0	1	0	0	2	5.4	
at RV/RV Louisville	12/29/18		10	1-2	.500	0-1	.000	0-1	.000	0	2	2	4.2	3	0	0	0	0	2	5.1	
at Alabama	01/05/19		8	1-4	.250	0-0	.000	0-0	.000	0	0	0	3.8	0	0	0	0	0	2	4.8	
TEXAS A&M	01/08/19		12	2-4	.500	0-0	.000	0-0	.000	0	2	2	3.7	0	0	1	2	1	4	4.8	
VANDERBILT	01/12/19		8	0-0	.000	0-0	.000	0-0	.000	0	3	3	3.7	0	0	0	1	0	0	4.5	
at Georgia	01/15/19		14	3-6	.500	0-0	.000	0-0	.000	2	4	6	3.8	3	0	1	1	0	6	4.6	
at #14/12 Auburn	01/19/19		10	0-2	.000	0-0	.000	0-0	.000	0	1	1	3.6	2	0	1	0	1	0	4.3	
#22/22 MISSISSIPPI STAT	01/22/19		13	2-5	.400	1-2	.500	0-0	.000	2	0	2	3.6	1	0	1	1	1	5	4.3	
Totals			1	259	34-74	.459	1-5	.200	9-14	.643	27	37	64	3.6	31	6	17	19	5	78	4.3

Games played: 18
 Minutes/game: 14.4
 Points/game: 4.3
 FG Pct: 45.9
 3FG Pct: 20.0
 FT Pct: 64.3

Rebounds/game: 3.6
 Assists/game: 0.3
 Turnovers/game: 0.9
 Assist/turnover ratio: 0.4
 Steals/game: 0.3
 Blocks/game: 1.1

Career Statistics

Year	GP-GS	Min-Avg	FG-FGA	Pct	3FG-FGA	Pct	FT-FTA	Pct	Off-Def-Tot-Avg	PF-FO	Ast	TO	Blk	Stl	Pts	Avg
2018-19	18-1	259-14.4	34-74	.459	1-5	.200	9-14	.643	27-37-64-3.6	31-0	6	17	19	5	78	4.3
TOTAL	18-1	259-14.4	34-74	.459	1-5	.200	9-14	.643	27-37-64-3.6	31-0	6	17	19	5	78	4.3

2018-19 SEASON/CAREER HIGHS

Points		
Season	29, vs. Seton Hall (12/8/18)	
Career	29, vs. Seton Hall (12/8/18)	
Rebounds		
Season	18, vs. VMI (11/18/18)	
Career	18, vs. VMI (11/18/18)	
Field Goals		
Season	9, 2x, last vs. MISS. STATE (1/22/19)	
Career	9, 2x, last vs. MISS. STATE (1/22/19)	
Field Goals Attempted		
Season	15, 2x, last vs. MISS. STATE (1/22/19)	
Career	15, 2x, last vs. MISS. STATE (1/22/19)	
3-Point Field Goals		
Season	4, vs. NORTH DAKOTA (11/14/18)	
Career	4, vs. NORTH DAKOTA (11/14/18)	
3-Point Field Goals Attempted		
Season	5, 2x, last vs. MISS. STATE (1/22/19)	
Career	5, 2x, last vs. MISS. STATE (1/22/19)	
Free Throws		
Season	12, vs. Seton Hall (12/8/18)	
Career	12, vs. Seton Hall (12/8/18)	
Free Throws Attempted		
Season	13, vs. Seton Hall (12/8/18)	
Career	20, vs. Kansas State (3/22/18)	
Assists		
Season	8, vs. North Carolina (12/22/18)	
Career	8, vs. North Carolina (12/22/18)	
Steals		
Season	3, vs. WINTHROP (11/21/18)	
Career	3, 4x, last vs. WINTHROP (11/21/18)	
Blocked Shots		
Season	4, 3x, last vs. MISS. STATE (1/22/19)	
Career	4, 5x, last vs. MISS. STATE (1/22/19)	
Minutes Played		
Season	35, vs. Seton Hall (12/8/18)	
Career	40, vs. Kansas State (3/22/18)	
MISCELLANEOUS		
	2018-19	CAREER
Dunks	18	58
Double-Figure Scoring Games	9	32
Double-Figure Rebounding Games	4	7
Games With Double-Double	4	7
Games Led UK in Scoring	5	11
Games Led UK in Rebounding	8	15
Games Led UK in Assists	3	6
Games Led UK in Steals	3	13
Games Led UK in Blocks	6	17
Games With 3+ Assists	5	13
Games With 3+ Blocks	4	6
Games With 3+ Steals	1	4
Games With 3+ 3-Pointers	2	2

- Preseason All-SEC First Team selection by the league's media
- Coming off a 21-point, six-rebound and career-high-tying four-block game vs. Mississippi State on Jan. 22
- Averaging a team-best 7.8 rebounds per game to go along with 12.6 points per game
- Second on the team in blocks with 22, one off Nick Richards' team lead
- Has six or more rebounds in seven of UK's last eight games.
- Led UK in rebounding in a team-high eight games this season.
- Posted his fourth double-double of the season with 11 points and 10 rebounds and came pretty close to a triple-double with a career-high eight assists against North Carolina
- Scored a career-high 29 points in a double-double performance (12 rebounds) against Seton Hall. Also blocked a career-high-tying four shots and tied his season best with four assists
- Became first player since Bam Adebayo in March of 2017 to have consecutive double-doubles. He posted game highs in points (19) and rebounds (11) in win over Winthrop and had 19 points and a career-high 18 rebounds (the third most ever by a John Calipari player at Kentucky) vs. VMI
- Scored 25 points, including a career-best four 3-pointers, in the win over North Dakota in just 17 minutes
- On the Naismith Trophy, Wooden Award and NABC National Player of the Year watch lists
- Named to the Naismith Memorial Basketball Hall of Fame's Karl Malone Award preseason watch list (best power forward)
- Led the team with an average of 15.0 points per game over the six-game exhibition slate. He also logged 7.2 rebounds a game with 10 assists, 10 blocks and seven steals
- Declared for the NBA Draft and went through the Draft process before returning for his sophomore season

Birthday: August 23
Parents: Sherry and Paul Sr.
Major: Undeclared/exploratory studies in agriculture

Off the court he likes to ...
 Play Fortnite, spend time with friends, talk to loved ones, shop and watch TV

Did you know ...
 He befriended UK football star Josh Allen during a service trip to Marshall County this summer



Game-By-Game Statistics

Opponent	Date	qs	min	Total		3-Pointers		Free throws		Rebounds				pf	a	t/o	blk	stl	pts	avg	
				fg-fga	pct	3fg-fga	pct	ft-fa	pct	off	def	tot	avg								
vs Duke	11/06/18	*	17	3-7	.429	1-2	.500	1-2	.500	1	1	2	2.0	5	0	0	0	0	8	8.0	
SOUTHERN ILLINOIS	11/09/18	*	20	1-2	.500	0-0	.000	1-2	.500	2	4	6	4.0	3	1	5	0	0	3	5.5	
NORTH DAKOTA	11/14/18	*	17	9-13	.692	4-5	.800	3-5	.600	1	6	7	5.0	2	1	3	1	1	25	12.0	
VMI	11/18/18	*	33	6-12	.500	0-0	.000	7-9	.778	7	11	18	8.3	0	3	1	0	0	19	13.8	
WINTHROP	11/21/18	*	27	7-11	.636	0-1	.000	5-7	.714	1	10	11	8.8	0	4	3	1	3	19	14.8	
TENNESSEE STATE	11/23/18	*	27	1-6	.167	0-1	.000	4-8	.500	2	5	7	8.5	2	0	1	1	2	6	13.3	
MONMOUTH	11/28/18	*	19	3-6	.500	1-2	.500	1-1	1.000	2	6	8	8.4	5	1	1	0	0	8	12.6	
UNCG	12/01/18	*	28	4-9	.444	1-1	1.000	0-1	.000	3	5	8	8.4	4	2	4	0	0	9	12.1	
vs Seton Hall	12/08/18	*	35	8-15	.533	1-3	.333	12-13	.923	4	8	12	8.8	1	4	2	4	0	29	14.0	
UTAH	12/15/18	*	31	4-8	.500	0-2	.000	1-2	.500	3	1	4	8.3	0	1	1	3	2	9	13.5	
vs #9/10 North Carolina	12/22/18	*	30	5-9	.556	1-3	.333	0-0	.000	3	7	10	8.5	2	8	2	2	0	11	13.3	
at RV/RV Louisville	12/29/18	*	33	2-3	.667	0-0	.000	1-2	.500	2	6	8	8.4	3	3	1	4	1	5	12.6	
at Alabama	01/05/19	*	31	4-10	.400	0-3	.000	7-8	.875	1	6	7	8.3	4	1	1	0	1	15	12.8	
TEXAS A&M	01/08/19	*	28	4-8	.500	0-2	.000	1-1	1.000	1	4	5	8.1	2	2	1	0	1	9	12.5	
VANDERBILT	01/12/19	*	32	1-4	.250	0-1	.000	1-4	.250	5	3	8	8.1	3	1	0	1	1	3	11.9	
at Georgia	01/15/19	*	30	4-6	.667	1-1	1.000	1-2	.500	3	3	6	7.9	4	0	1	0	0	10	11.8	
at #14/12 Auburn	01/19/19	*	32	4-8	.500	1-2	.500	4-7	.571	3	4	7	7.9	4	2	3	1	0	13	11.8	
#22/22 MISSISSIPPI STAT	01/22/19	*	27	9-15	.600	3-5	.600	0-0	.000	2	4	6	7.8	4	0	2	4	0	21	12.3	
Totals			18	497	79-152	.520	14-34	.412	50-74	.676	46	94	140	7.8	48	34	32	22	12	222	12.3

Games played: 18
 Minutes/game: 27.6
 Points/game: 12.3
 FG Pct: 52.0
 3FG Pct: 41.2
 FT Pct: 67.6

Rebounds/game: 7.8
 Assists/game: 1.9
 Turnovers/game: 1.8
 Assist/turnover ratio: 1.1
 Steals/game: 0.7
 Blocks/game: 1.2

Career Statistics

Year	GP-GS	Min-Avg	FG-FGA	Pct	3FG-FGA	Pct	FT-FTA	Pct	Off-Def-Tot-Avg	PF-FO	Ast	TO	Blk	Stl	Pts	Avg
2017-18	37-30	1012-27.4	135-260	.519	5-21	.238	126-208	.606	67-144-211-5.7	100-4	57	71	31	28	401	10.8
2018-19	18-18	497-27.6	79-152	.520	14-34	.412	50-74	.676	46-94-140-7.8	48-2	34	32	22	12	222	12.3
TOTAL	55-48	1509-27.4	214-412	.519	19-55	.345	176-282	.624	113-238-351-6.4	148-6	91	103	53	40	623	11.3



The Automated ScoreBook
 Kentucky Combined Team Statistics (as of Jan 22, 2019)
 All games



RECORD:	OVERALL	HOME	AWAY	NEUTRAL
ALL GAMES	15-3	11-0	3-1	1-2
CONFERENCE	5-1	3-0	2-1	0-0
NON-CONFERENCE	10-2	8-0	1-0	1-2

##	Player	gp-gs	min	avg	Total		3-Point		F-Throw		Rebounds				Other				pts	avg		
					fg-fga	fg%	3fg-fga	3fg%	ft-fga	ft%	off	def	tot	avg	pf	dq	a	to			blk	stl
03	Johnson, Keldon	18-18	539	29.9	88-173	.509	23-60	.383	63-86	.733	21	70	91	5.1	44	3	29	36	2	17	262	14.6
14	Herro, Tyler	18-18	548	30.4	88-194	.454	32-90	.356	39-43	.907	8	69	77	4.3	27	0	40	32	8	20	247	13.7
22	Travis, Reid	18-15	506	28.1	77-145	.531	5-17	.294	67-93	.720	42	79	121	6.7	39	1	19	30	15	6	226	12.6
25	Washington, PJ	18-18	497	27.6	79-152	.520	14-34	.412	50-74	.676	46	94	140	7.8	48	2	34	32	22	12	222	12.3
00	Green, Quade	9-0	160	17.8	22-49	.449	11-26	.423	17-19	.895	3	9	12	1.3	7	0	21	21	0	9	72	8.0
02	Hagans, Ashton	18-11	453	25.2	49-104	.471	2-14	.143	32-41	.780	10	29	39	2.2	32	0	71	40	4	41	132	7.3
05	Quickley, Immanuel	18-7	372	20.7	35-78	.449	16-44	.364	36-44	.818	1	29	30	1.7	22	0	28	18	1	12	122	6.8
23	Montgomery, EJ	18-1	259	14.4	34-74	.459	1-5	.200	9-14	.643	27	37	64	3.6	31	0	6	17	19	5	78	4.3
04	Richards, Nick	18-2	206	11.4	23-41	.561	0-0	.000	14-22	.636	30	34	64	3.6	35	1	4	11	23	2	60	3.3
13	Baker, Jemarl	10-0	79	7.9	6-20	.300	6-18	.333	1-1	1.000	1	4	5	0.5	6	0	5	7	1	1	19	1.9
10	David, Jonny	4-0	6	1.5	0-0	.000	0-0	.000	0-0	.000	1	0	1	0.3	0	0	0	0	0	0	0	0.0
Team											26	19	45		1		3					
Total.....		18	3625		501-1030	.486	110-308	.357	328-437	.751	216	473	689	38.3	292	7	257	247	95	125	1440	80.0
Opponents.....		18	3625		435-1049	.415	146-408	.358	199-282	.706	165	353	518	28.8	361	-	209	267	54	102	1215	67.5

TEAM STATISTICS	UK	OPP	Date	Opponent	Score	Att.
SCORING	1440	1215	1	11/6/18	vs #4/3 Duke	L 84-118 18907
Points per game	80.0	67.5		11/9/18	SOUTHERN ILLINOIS	w 71-59 20277
Scoring margin	+12.5	-	2	11/14/18	NORTH DAKOTA	w 96-58 18555
FIELD GOALS-ATT	501-1030	435-1049	2	11/18/18	VMI	w 92-82 20207
Field goal pct	.486	.415	2	11/21/18	WINTHROP	w 87-74 20070
3 POINT FG-ATT	110-308	146-408	2	11/23/18	TENNESSEE STATE	w 77-62 20224
3-point FG pct	.357	.358		11/28/18	MONMOUTH	w 90-44 18680
3-pt FG made per game	6.1	8.1		12/1/18	UNCG	w 78-61 21853
FREE THROWS-ATT	328-437	199-282	3	12/8/18	vs Seton Hall	Lot 83-84 10244
Free throw pct	.751	.706		12/15/18	UTAH	w 88-61 21922
F-Throws made per game	18.2	11.1	4	12/22/18	vs #9/10 North Carolina	w 80-72 15124
REBOUNDS	689	518		12/29/18	at RV/RV Louisville	w 71-58 20882
Rebounds per game	38.3	28.8	*	1/5/19	at Alabama	L 75-77 12424
Rebounding margin	+9.5	-	*	1/8/19	TEXAS A&M	w 85-74 22048
ASSISTS	257	209	*	1/12/19	VANDERBILT	w 56-47 22504
Assists per game	14.3	11.6	*	1/15/19	at Georgia	w 69-49 10523
TURNOVERS	247	267	*	1/19/19	at #14/12 Auburn	w 82-80 9121
Turnovers per game	13.7	14.8	*	1/22/19	#22/22 MISSISSIPPI STATE	w 76-55 21449
Turnover margin	+1.1	-				
Assist/turnover ratio	1.0	0.8				
STEALS	125	102				
Steals per game	6.9	5.7				
BLOCKS	95	54				
Blocks per game	5.3	3.0				
ATTENDANCE	227789	97225				
Home games-Avg/Game	11-20708	4-13238				
Neutral site-Avg/Game	-	3-14758				

* - Conference game

Score by Periods	1st	2nd	OT	Totals
Kentucky	699	728	13	1440
Opponents	568	633	14	1215



The Automated ScoreBook
 Kentucky Combined Team Statistics (as of Jan 22, 2019)
 Conference games



RECORD:	OVERALL	HOME	AWAY	NEUTRAL
ALL GAMES	5-1	3-0	2-1	0-0
CONFERENCE	5-1	3-0	2-1	0-0
NON-CONFERENCE	0-0	0-0	0-0	0-0

##	Player	gp-gs	min	avg	Total		3-Point		F-Throw		Rebounds				pf	dq	a	to	blk	stl	pts	avg		
					fg-fga	fg%	3fg-fga	3fg%	ft-fga	ft%	off	def	tot	avg										
14	Herro, Tyler	6-6	209	34.8	27-61	.443	11-26	.423	22-22	1.000	3	26	29	4.8	10	0	13	14	1	3	87	14.5		
02	Hagans, Ashton	6-6	199	33.2	29-53	.547	1-6	.167	20-25	.800	4	18	22	3.7	9	0	34	16	0	20	79	13.2		
25	Washington, PJ	6-6	180	30.0	26-51	.510	5-14	.357	14-22	.636	15	24	39	6.5	21	0	6	8	6	3	71	11.8		
03	Johnson, Keldon	6-6	162	27.0	24-52	.462	4-16	.250	13-16	.813	7	18	25	4.2	16	2	11	14	1	7	65	10.8		
22	Travis, Reid	6-6	170	28.3	21-45	.467	0-4	.000	9-12	.750	13	33	46	7.7	12	0	5	12	5	2	51	8.5		
05	Quickley, Immanuel	6-0	92	15.3	14-27	.519	8-17	.471	6-9	.667	0	7	7	1.2	5	0	6	2	0	5	42	7.0		
04	Richards, Nick	6-0	69	11.5	7-15	.467	0-0	.000	7-13	.538	11	8	19	3.2	10	0	3	0	7	2	21	3.5		
23	Montgomery, EJ	6-0	65	10.8	8-21	.381	1-2	.500	0-0	.000	4	10	14	2.3	6	0	0	4	5	3	17	2.8		
13	Baker, Jemarl	6-0	53	8.8	3-11	.273	3-9	.333	1-1	1.000	0	3	3	0.5	4	0	4	5	0	1	10	1.7		
10	David, Jonny	1-0	1	1.0	0-0	.000	0-0	.000	0-0	.000	0	0	0	0.0	0	0	0	0	0	0	0	0.0		
Team											6	7	13											
Total.....		6	1200		159-336	.473	33-94	.351	92-120	.767	63	154	217	36.2	93	2	82	77	25	46	443	73.8		
Opponents.....		6	1200		133-335	.397	45-142	.317	71-96	.740	56	131	187	31.2	107	-	62	88	25	32	382	63.7		

TEAM STATISTICS	UK	OPP	Date	Opponent	Score	Att.
SCORING	443	382	* 1/5/19	at Alabama	L 75-77	12424
Points per game	73.8	63.7	* 1/8/19	TEXAS A&M	w 85-74	22048
Scoring margin	+10.2	-	* 1/12/19	VANDERBILT	w 56-47	22504
FIELD GOALS-ATT	159-336	133-335	* 1/15/19	at Georgia	w 69-49	10523
Field goal pct	.473	.397	* 1/19/19	at #14/12 Auburn	w 82-80	9121
3 POINT FG-ATT	33-94	45-142	* 1/22/19	#22/22 MISSISSIPPI STATE	w 76-55	21449
3-point FG pct	.351	.317	* - Conference game			
3-pt FG made per game	5.5	7.5				
FREE THROWS-ATT	92-120	71-96				
Free throw pct	.767	.740				
F-Throws made per game	15.3	11.8				
REBOUNDS	217	187				
Rebounds per game	36.2	31.2				
Rebounding margin	+5.0	-				
ASSISTS	82	62				
Assists per game	13.7	10.3				
TURNOVERS	77	88				
Turnovers per game	12.8	14.7				
Turnover margin	+1.8	-				
Assist/turnover ratio	1.1	0.7				
STEALS	46	32				
Steals per game	7.7	5.3				
BLOCKS	25	25				
Blocks per game	4.2	4.2				
ATTENDANCE	66001	32068				
Home games-Avg/Game	3-22000	3-10689				
Neutral site-Avg/Game	-	0-0				

Score by Periods	1st	2nd	Totals
Kentucky	218	225	443
Opponents	186	196	382



The Automated ScoreBook
 Kentucky Category Leaders (as of Jan 22, 2019)
 All games



Points	G	Pts	Pts/G	Scoring Average	G	Pts	Avg/G
Johnson, Keldon	18	262	14.6	Johnson, Keldon	18	262	14.6
Herro, Tyler	18	247	13.7	Herro, Tyler	18	247	13.7
Travis, Reid	18	226	12.6	Travis, Reid	18	226	12.6
Washington, PJ	18	222	12.3	Washington, PJ	18	222	12.3
Hagans, Ashton	18	132	7.3	Green, Quade	9	72	8.0
Quickley, Immanuel	18	122	6.8	Hagans, Ashton	18	132	7.3
Montgomery, EJ	18	78	4.3	Quickley, Immanuel	18	122	6.8
Green, Quade	9	72	8.0	Montgomery, EJ	18	78	4.3
Richards, Nick	18	60	3.3	Richards, Nick	18	60	3.3
Baker, Jemarl	10	19	1.9	Baker, Jemarl	10	19	1.9
				David, Jonny	4	0	0.0

FG Percentage	FG	Att	Pct	Field Goal Attempts	G	Att	Att/G
Richards, Nick	23	41	.561	Herro, Tyler	18	194	10.8
Travis, Reid	77	145	.531	Johnson, Keldon	18	173	9.6
Washington, PJ	79	152	.520	Washington, PJ	18	152	8.4
Johnson, Keldon	88	173	.509	Travis, Reid	18	145	8.1
Hagans, Ashton	49	104	.471	Hagans, Ashton	18	104	5.8
Montgomery, EJ	34	74	.459				
Herro, Tyler	88	194	.454	Field Goals Made	G	Made	Made/G
Green, Quade	22	49	.449	Johnson, Keldon	18	88	4.9
Quickley, Immanuel	35	78	.449	Herro, Tyler	18	88	4.9
Baker, Jemarl	6	20	.300	Washington, PJ	18	79	4.4
				Travis, Reid	18	77	4.3
				Hagans, Ashton	18	49	2.7

3-Point Percentage	3FG	Att	Pct	3-Point FG Attempts	G	Att	Att/G
Green, Quade	11	26	.423	Herro, Tyler	18	90	5.0
Washington, PJ	14	34	.412	Johnson, Keldon	18	60	3.3
Johnson, Keldon	23	60	.383	Quickley, Immanuel	18	44	2.4
Quickley, Immanuel	16	44	.364	Washington, PJ	18	34	1.9
Herro, Tyler	32	90	.356	Green, Quade	9	26	2.9
Baker, Jemarl	6	18	.333				
Travis, Reid	5	17	.294	3-Point FG Made	G	Made	Made/G
Montgomery, EJ	1	5	.200	Herro, Tyler	18	32	1.8
Hagans, Ashton	2	14	.143	Johnson, Keldon	18	23	1.3
				Quickley, Immanuel	18	16	0.9
				Washington, PJ	18	14	0.8
				Green, Quade	9	11	1.2

Free Throw Percent	FG	Att	Pct	Free Throw Attempts	G	Att	Att/G
Baker, Jemarl	1	1	1.000	Travis, Reid	18	93	5.2
Herro, Tyler	39	43	.907	Johnson, Keldon	18	86	4.8
Green, Quade	17	19	.895	Washington, PJ	18	74	4.1
Quickley, Immanuel	36	44	.818	Quickley, Immanuel	18	44	2.4
Hagans, Ashton	32	41	.780	Herro, Tyler	18	43	2.4
Johnson, Keldon	63	86	.733				
Travis, Reid	67	93	.720	Free Throws Made	G	Made	Made/G
Washington, PJ	50	74	.676	Travis, Reid	18	67	3.7
Montgomery, EJ	9	14	.643	Johnson, Keldon	18	63	3.5
Richards, Nick	14	22	.636	Washington, PJ	18	50	2.8
				Herro, Tyler	18	39	2.2
				Quickley, Immanuel	18	36	2.0



The Automated ScoreBook
 Kentucky Category Leaders (as of Jan 22, 2019)
 All games



Rebounds	G	Reb	Reb/G
Washington, PJ	18	140	7.8
Travis, Reid	18	121	6.7
Johnson, Keldon	18	91	5.1
Herro, Tyler	18	77	4.3
Richards, Nick	18	64	3.6
Montgomery, EJ	18	64	3.6

Rebound Average	G	Reb	Avg/G
Washington, PJ	18	140	7.8
Travis, Reid	18	121	6.7
Johnson, Keldon	18	91	5.1
Herro, Tyler	18	77	4.3
Richards, Nick	18	64	3.6
Montgomery, EJ	18	64	3.6

Offensive Rebounds	G	No.	Avg/G
Washington, PJ	18	46	2.6
Travis, Reid	18	42	2.3
Richards, Nick	18	30	1.7
Montgomery, EJ	18	27	1.5
Johnson, Keldon	18	21	1.2

Defensive Rebounds	G	No.	Avg/G
Washington, PJ	18	94	5.2
Travis, Reid	18	79	4.4
Johnson, Keldon	18	70	3.9
Herro, Tyler	18	69	3.8
Montgomery, EJ	18	37	2.1

Fouls	G	No.	Per/G
Washington, PJ	18	48	2.7
Johnson, Keldon	18	44	2.4
Travis, Reid	18	39	2.2
Richards, Nick	18	35	1.9
Hagans, Ashton	18	32	1.8

Foulsouts	G	No.
Johnson, Keldon	18	3
Washington, PJ	18	2
Travis, Reid	18	1
Richards, Nick	18	1

Assists	G	No.	Ast/G
Hagans, Ashton	18	71	3.9
Herro, Tyler	18	40	2.2
Washington, PJ	18	34	1.9
Johnson, Keldon	18	29	1.6
Quickley, Immanuel	18	28	1.6

Steals	G	No.	Stl/G
Hagans, Ashton	18	41	2.3
Herro, Tyler	18	20	1.1
Johnson, Keldon	18	17	0.9
Quickley, Immanuel	18	12	0.7
Washington, PJ	18	12	0.7

Blocked Shots	G	No.	Blk/G
Richards, Nick	18	23	1.3
Washington, PJ	18	22	1.2
Montgomery, EJ	18	19	1.1
Travis, Reid	18	15	0.8
Herro, Tyler	18	8	0.4

Minutes	G	No.	Min/G
Herro, Tyler	18	548	30.4
Johnson, Keldon	18	539	29.9
Travis, Reid	18	506	28.1
Washington, PJ	18	497	27.6
Hagans, Ashton	18	453	25.2

Turnovers	G	No.	TO/G
Hagans, Ashton	18	40	2.2
Johnson, Keldon	18	36	2.0
Washington, PJ	18	32	1.8
Herro, Tyler	18	32	1.8
Travis, Reid	18	30	1.7



The Automated ScoreBook
 Kentucky Overall/Conference Statistics (as of Jan 22, 2019)
 All games



SUMMARY	Overall Statistics										Conference Statistics									
	gp-gs	min/g	fg%	3fg%	ft%	r/g	a/g	stl	blk	pts/g	gp-gs	min/g	fg%	3fg%	ft%	r/g	a/g	stl	blk	pts/g
Johnson, Keldon	18-18	29.9	.509	.383	.733	5.1	1.6	17	2	14.6	6-6	27.0	.462	.250	.813	4.2	1.8	7	1	10.8
Herro, Tyler	18-18	30.4	.454	.356	.907	4.3	2.2	20	8	13.7	6-6	34.8	.443	.423	1.000	4.8	2.2	3	1	14.5
Travis, Reid	18-15	28.1	.531	.294	.720	6.7	1.1	6	15	12.6	6-6	28.3	.467	.000	.750	7.7	0.8	2	5	8.5
Washington, PJ	18-18	27.6	.520	.412	.676	7.8	1.9	12	22	12.3	6-6	30.0	.510	.357	.636	6.5	1.0	3	6	11.8
Green, Quade	9-0	17.8	.449	.423	.895	1.3	2.3	9	0	8.0										
Hagans, Ashton	18-11	25.2	.471	.143	.780	2.2	3.9	41	4	7.3	6-6	33.2	.547	.167	.800	3.7	5.7	20	0	13.2
Quickley, Immanuel	18-7	20.7	.449	.364	.818	1.7	1.6	12	1	6.8	6-0	15.3	.519	.471	.667	1.2	1.0	5	0	7.0
Montgomery, EJ	18-1	14.4	.459	.200	.643	3.6	0.3	5	19	4.3	6-0	10.8	.381	.500	.000	2.3	0.0	3	5	2.8
Richards, Nick	18-2	11.4	.561	.000	.636	3.6	0.2	2	23	3.3	6-0	11.5	.467	.000	.538	3.2	0.5	2	7	3.5
Baker, Jemarl	10-0	7.9	.300	.333	1.000	0.5	0.5	1	1	1.9	6-0	8.8	.273	.333	1.000	0.5	0.7	1	0	1.7
David, Jonny	4-0	1.5	.000	.000	.000	0.3	0.0	0	0	0.0	1-0	1.0	.000	.000	.000	0.0	0.0	0	0	0.0
Totals	18		.486	.357	.751	38.3	14.3	125	95	80.0	6		.473	.351	.767	36.2	13.7	46	25	73.8
Opponent	18		.415	.358	.706	28.8	11.6	102	54	67.5	6		.397	.317	.740	31.2	10.3	32	25	63.7

SCORING	Overall Statistics								Conference Statistics							
	fg-fga	fg%	3fg-fga	3fg%	ft-fta	ft%	pts	pts/g	fg-fga	fg%	3fg-fga	3fg%	ft-fta	ft%	pts	pts/g
Johnson, Keldon	88-173	.509	23-60	.383	63-86	.733	262	14.6	24-52	.462	4-16	.250	13-16	.813	65	10.8
Herro, Tyler	88-194	.454	32-90	.356	39-43	.907	247	13.7	27-61	.443	11-26	.423	22-22	1.000	87	14.5
Travis, Reid	77-145	.531	5-17	.294	67-93	.720	226	12.6	21-45	.467	0-4	.000	9-12	.750	51	8.5
Washington, PJ	79-152	.520	14-34	.412	50-74	.676	222	12.3	26-51	.510	5-14	.357	14-22	.636	71	11.8
Green, Quade	22-49	.449	11-26	.423	17-19	.895	72	8.0								
Hagans, Ashton	49-104	.471	2-14	.143	32-41	.780	132	7.3	29-53	.547	1-6	.167	20-25	.800	79	13.2
Quickley, Immanuel	35-78	.449	16-44	.364	36-44	.818	122	6.8	14-27	.519	8-17	.471	6-9	.667	42	7.0
Montgomery, EJ	34-74	.459	1-5	.200	9-14	.643	78	4.3	8-21	.381	1-2	.500	0-0	.000	17	2.8
Richards, Nick	23-41	.561	0-0	.000	14-22	.636	60	3.3	7-15	.467	0-0	.000	7-13	.538	21	3.5
Baker, Jemarl	6-20	.300	6-18	.333	1-1	1.000	19	1.9	3-11	.273	3-9	.333	1-1	1.000	10	1.7
David, Jonny	0-0	.000	0-0	.000	0-0	.000	0	0.0	0-0	.000	0-0	.000	0-0	.000	0	0.0
Totals	501-1030	.486	110-308	.357	328-437	.751	1440	80.0	159-336	.473	33-94	.351	92-120	.767	443	73.8
Opponent	435-1049	.415	146-408	.358	199-282	.706	1215	67.5	133-335	.397	45-142	.317	71-96	.740	382	63.7

TOTALS	Overall Statistics										Conference Statistics								
	o-reb	d-reb	total	pf	fo	a	to	a/to	hi	pts	o-reb	d-reb	total	pf	fo	a	to	a/to	hi
Johnson, Keldon	21	70	91	44	3	29	36	0.8	27	7	18	25	16	2	11	14	0.8	20	
Herro, Tyler	8	69	77	27	0	40	32	1.3	24	3	26	29	10	0	13	14	0.9	21	
Travis, Reid	42	79	121	39	1	19	30	0.6	22	13	33	46	12	0	5	12	0.4	17	
Washington, PJ	46	94	140	48	2	34	32	1.1	29	15	24	39	21	0	6	8	0.8	21	
Green, Quade	3	9	12	7	0	21	21	1.0	17										
Hagans, Ashton	10	29	39	32	0	71	40	1.8	23	4	18	22	9	0	34	16	2.1	23	
Quickley, Immanuel	1	29	30	22	0	28	18	1.6	15	0	7	7	5	0	6	2	3.0	12	
Montgomery, EJ	27	37	64	31	0	6	17	0.4	10	4	10	14	6	0	0	4	0.0	6	
Richards, Nick	30	34	64	35	1	4	11	0.4	10	11	8	19	10	0	3	0	0.0	8	
Baker, Jemarl	1	4	5	6	0	5	7	0.7	6	0	3	3	4	0	4	5	0.8	6	
David, Jonny	1	0	1	0	0	0	0	0.0	0	0	0	0	0	0	0	0	0.0	0	
Totals	216	473	689	292	7	257	247	1.0	96	63	154	217	93	2	82	77	1.1	85	
Opponent	165	353	518	361	-	209	267	0.8	118	56	131	187	107	-	62	88	0.7	80	



The Automated ScoreBook
 Kentucky Opponent Game-by-Game (as of Jan 22, 2019)
 All games



OPPONENT STATISTICS

Opponent	Date	Score		Total		3-Pointers		Free throws		Rebounds				pf	a	t/o	blk	stl	pts	avg
				fg-fga	pct	3fg-fga	pct	ft-fga	pct	off	def	tot	avg							
vs #4/3 Duke	11/6/18	84-118	L	43-79	.544	12-26	.462	20-29	.690	13	25	38	38.0	26	22	4	3	10	118	118.0
SOUTHERN ILLINOIS	11/9/18	71-59	W	23-56	.411	5-16	.313	8-12	.667	7	12	19	28.5	24	13	13	2	7	59	88.5
NORTH DAKOTA	11/14/18	96-58	W	19-48	.396	7-19	.368	13-18	.722	5	10	15	24.0	19	8	20	5	5	58	78.3
VMI	11/18/18	92-82	W	29-62	.468	19-38	.500	5-5	1.000	6	16	22	23.5	26	14	13	1	2	82	79.2
WINTHROP	11/21/18	87-74	W	28-59	.475	13-28	.464	5-8	.625	2	20	22	23.2	21	16	19	0	4	74	78.2
TENNESSEE STATE	11/23/18	77-62	W	22-54	.407	6-16	.375	12-19	.632	10	18	28	24.0	29	11	19	1	5	62	75.5
MONMOUTH	11/28/18	90-44	W	16-58	.276	2-16	.125	10-16	.625	13	12	25	24.1	21	4	16	2	6	44	71.0
UNCG	12/1/18	78-61	W	24-67	.358	7-20	.350	6-10	.600	12	18	30	24.9	17	7	11	3	8	61	69.8
vs Seton Hall	12/8/18	83-84	Lot	27-59	.458	11-26	.423	19-26	.731	10	25	35	26.0	25	15	16	5	8	84	71.3
UTAH	12/15/18	88-61	W	24-54	.444	7-23	.304	6-8	.750	13	18	31	26.5	15	12	18	2	2	61	70.3
vs #9/10 North Carolina	12/22/18	80-72	W	27-63	.429	7-18	.389	11-16	.688	5	28	33	27.1	19	18	18	3	8	72	70.5
at RV/RV Louisville	12/29/18	71-58	W	20-55	.364	5-20	.250	13-19	.684	13	20	33	27.6	12	7	12	2	5	58	69.4
at Alabama	1/5/19	75-77	L	27-59	.458	10-23	.435	13-17	.765	7	33	40	28.5	16	14	17	4	2	77	70.0
TEXAS A&M	1/8/19	85-74	W	27-56	.482	8-17	.471	12-13	.923	8	21	29	28.6	19	8	19	3	8	74	70.3
VANDERBILT	1/12/19	56-47	W	17-47	.362	7-25	.280	6-12	.500	7	14	21	28.1	14	6	12	4	4	47	68.7
at Georgia	1/15/19	69-49	W	17-56	.304	4-27	.148	11-16	.688	12	23	35	28.5	15	12	14	4	5	49	67.5
at #14/12 Auburn	1/19/19	82-80	W	26-56	.464	13-30	.433	15-20	.750	7	19	26	28.4	25	17	11	4	5	80	68.2
#22/22 MISSISSIPPI STAT	1/22/19	76-55	W	19-61	.311	3-20	.150	14-18	.778	15	21	36	28.8	18	5	15	6	8	55	67.5
Opponents		1215		435-1049	.415	146-408	.358	199-282	.706	165	353	518	28.8	361	209	267	54	102	1215	67.5
Kentucky		1440		501-1030	.486	110-308	.357	328-437	.751	216	473	689	38.3	292	257	247	95	125	1440	80.0

Games played: 18
 Points/game: 67.5
 FG Pct: 41.5
 3FG Pct: 35.8
 FT Pct: 70.6

Rebounds/game: 28.8
 Assists/game: 11.6
 Turnovers/game: 14.8
 Assist/turnover ratio: 0.8
 Steals/game: 5.7
 Blocks/game: 3.0



The Automated ScoreBook
 Kentucky Team High/Low Analysis (as of Jan 22, 2019)
 All games



Kentucky - TEAM GAME HIGHS

POINTS	96	NORTH DAKOTA (11/14/18)
	92	VMI (11/18/18)
	90	MONMOUTH (11/28/18)
	88	UTAH (12/15/18)
	87	WINTHROP (11/21/18)
FIELD GOALS MADE	34	UTAH (12/15/18)
	33	NORTH DAKOTA (11/14/18)
FIELD GOAL ATTEMPTS	65	at Alabama (1/5/19)
	65	vs #9/10 North Carolina (12/22/18)
FIELD GOAL PERCENTAGE	.586 (34-58)	UTAH (12/15/18)
	.566 (30-53)	MONMOUTH (11/28/18)
3 PT FIELD GOALS MADE	12	UTAH (12/15/18)
	10	MONMOUTH (11/28/18)
3 PT FG ATTEMPTS	26	vs #9/10 North Carolina (12/22/18)
	24	MONMOUTH (11/28/18)
3 PT FG PERCENTAGE	.571 (12-21)	UTAH (12/15/18)
	.500 (8-16)	#22/22 MISSISSIPPI STATE (1/22/19)
FREE THROWS MADE	29	VMI (11/18/18)
	28	vs #4/3 Duke (11/6/18)
FREE THROW ATTEMPTS	41	TENNESSEE STATE (11/23/18)
	38	vs #4/3 Duke (11/6/18)
FREE THROW PERCENTAGE	.913 (21-23)	TEXAS A&M (1/8/19)
	.870 (20-23)	MONMOUTH (11/28/18)
REBOUNDS	48	SOUTHERN ILLINOIS (11/9/18)
	46	UNCG (12/1/18)
ASSISTS	24	vs #9/10 North Carolina (12/22/18)
	20	WINTHROP (11/21/18)
STEALS	12	vs #9/10 North Carolina (12/22/18)
	12	NORTH DAKOTA (11/14/18)
BLOCKED SHOTS	8	#22/22 MISSISSIPPI STATE (1/22/19)
	8	at RV/RV Louisville (12/29/18)
	8	vs #9/10 North Carolina (12/22/18)
TURNOVERS	19	WINTHROP (11/21/18)
	19	SOUTHERN ILLINOIS (11/9/18)
FOULS	25	vs #4/3 Duke (11/6/18)
	21	at RV/RV Louisville (12/29/18)
	21	vs Seton Hall (12/8/18)



The Automated ScoreBook
 Kentucky High/Low Analysis (as of Jan 22, 2019)
 All games



Opponent - GAME HIGHS

POINTS	118		vs #4/3 Duke (11/6/18)
	84		vs Seton Hall (12/8/18)
	82		VMI (11/18/18)
	80		at #14/12 Auburn (1/19/19)
	77		at Alabama (1/5/19)
FIELD GOALS MADE	43		vs #4/3 Duke (11/6/18)
	29		VMI (11/18/18)
FIELD GOAL ATTEMPTS	79		vs #4/3 Duke (11/6/18)
	67		UNCG (12/1/18)
FIELD GOAL PERCENTAGE	.544	(43-79)	vs #4/3 Duke (11/6/18)
	.482	(27-56)	TEXAS A&M (1/8/19)
3 PT FIELD GOALS MADE	19		VMI (11/18/18)
	13		at #14/12 Auburn (1/19/19)
	13		WINTHROP (11/21/18)
3 PT FG ATTEMPTS	38		VMI (11/18/18)
	30		at #14/12 Auburn (1/19/19)
3 PT FG PERCENTAGE	.500	(19-38)	VMI (11/18/18)
	.471	(8-17)	TEXAS A&M (1/8/19)
FREE THROWS MADE	20		vs #4/3 Duke (11/6/18)
	19		vs Seton Hall (12/8/18)
FREE THROW ATTEMPTS	29		vs #4/3 Duke (11/6/18)
	26		vs Seton Hall (12/8/18)
FREE THROW PERCENTAGE	1.000	(5-5)	VMI (11/18/18)
	.923	(12-13)	TEXAS A&M (1/8/19)
REBOUNDS	40		at Alabama (1/5/19)
	38		vs #4/3 Duke (11/6/18)
ASSISTS	22		vs #4/3 Duke (11/6/18)
	18		vs #9/10 North Carolina (12/22/18)
STEALS	10		vs #4/3 Duke (11/6/18)
	8		#22/22 MISSISSIPPI STATE (1/22/19)
	8		TEXAS A&M (1/8/19)
	8		vs #9/10 North Carolina (12/22/18)
	8		vs Seton Hall (12/8/18)
	8		UNCG (12/1/18)
BLOCKED SHOTS	6		#22/22 MISSISSIPPI STATE (1/22/19)
	5		vs Seton Hall (12/8/18)
	5		NORTH DAKOTA (11/14/18)
TURNOVERS	20		NORTH DAKOTA (11/14/18)
	19		TEXAS A&M (1/8/19)
	19		TENNESSEE STATE (11/23/18)
	19		WINTHROP (11/21/18)
FOULS	29		TENNESSEE STATE (11/23/18)
	26		VMI (11/18/18)
	26		vs #4/3 Duke (11/6/18)



The Automated ScoreBook
 Kentucky High/Low Analysis (as of Jan 22, 2019)
 All games



Kentucky - GAME LOWS

POINTS	56	VANDERBILT (1/12/19)
	69	at Georgia (1/15/19)
	71	SOUTHERN ILLINOIS (11/9/18)
	71	at RV/RV Louisville (12/29/18)
	75	at Alabama (1/5/19)
FIELD GOALS MADE	22	VANDERBILT (1/12/19)
	23	TENNESSEE STATE (11/23/18)
FIELD GOAL ATTEMPTS	44	VANDERBILT (1/12/19)
	48	at #14/12 Auburn (1/19/19)
FIELD GOAL PERCENTAGE	.431 (28-65)	vs #9/10 North Carolina (12/22/18)
	.431 (28-65)	at Alabama (1/5/19)
3 PT FIELD GOALS MADE	4	vs #4/3 Duke (11/6/18)
	4	SOUTHERN ILLINOIS (11/9/18)
	4	TENNESSEE STATE (11/23/18)
	4	VANDERBILT (1/12/19)
	4	at Georgia (1/15/19)
3 PT FG ATTEMPTS	11	at Georgia (1/15/19)
	12	UNCG (12/1/18)
3 PT FG PERCENTAGE	.235 (4-17)	vs #4/3 Duke (11/6/18)
	.250 (4-16)	VANDERBILT (1/12/19)
	.250 (5-20)	vs Seton Hall (12/8/18)
FREE THROWS MADE	7	at RV/RV Louisville (12/29/18)
	8	UTAH (12/15/18)
	8	VANDERBILT (1/12/19)
FREE THROW ATTEMPTS	11	at RV/RV Louisville (12/29/18)
	11	at Georgia (1/15/19)
FREE THROW PERCENTAGE	.571 (8-14)	VANDERBILT (1/12/19)
	.636 (7-11)	at RV/RV Louisville (12/29/18)
REBOUNDS	23	UTAH (12/15/18)
	28	TEXAS A&M (1/8/19)
ASSISTS	8	TENNESSEE STATE (11/23/18)
	10	VANDERBILT (1/12/19)
STEALS	1	vs #4/3 Duke (11/6/18)
	3	vs Seton Hall (12/8/18)
BLOCKED SHOTS	1	at Alabama (1/5/19)
	2	at #14/12 Auburn (1/19/19)
TURNOVERS	6	UTAH (12/15/18)
	9	at RV/RV Louisville (12/29/18)
FOULS	10	UTAH (12/15/18)
	12	VMI (11/18/18)



The Automated ScoreBook
Kentucky High/Low Analysis (as of Jan 22, 2019)
All games



Opponent - GAME LOWS

POINTS	44		MONMOUTH (11/28/18)
	47		VANDERBILT (1/12/19)
	49		at Georgia (1/15/19)
	55		#22/22 MISSISSIPPI STATE (1/22/19)
	58		NORTH DAKOTA (11/14/18)
	58		at RV/RV Louisville (12/29/18)
FIELD GOALS MADE	16		MONMOUTH (11/28/18)
	17		VANDERBILT (1/12/19)
	17		at Georgia (1/15/19)
FIELD GOAL ATTEMPTS	47		VANDERBILT (1/12/19)
	48		NORTH DAKOTA (11/14/18)
FIELD GOAL PERCENTAGE	.276	(16-58)	MONMOUTH (11/28/18)
	.304	(17-56)	at Georgia (1/15/19)
3 PT FIELD GOALS MADE	2		MONMOUTH (11/28/18)
	3		#22/22 MISSISSIPPI STATE (1/22/19)
3 PT FG ATTEMPTS	16		SOUTHERN ILLINOIS (11/9/18)
	16		TENNESSEE STATE (11/23/18)
	16		MONMOUTH (11/28/18)
3 PT FG PERCENTAGE	.125	(2-16)	MONMOUTH (11/28/18)
	.148	(4-27)	at Georgia (1/15/19)
FREE THROWS MADE	5		VMI (11/18/18)
	5		WINTHROP (11/21/18)
FREE THROW ATTEMPTS	5		VMI (11/18/18)
	8		WINTHROP (11/21/18)
	8		UTAH (12/15/18)
FREE THROW PERCENTAGE	.500	(6-12)	VANDERBILT (1/12/19)
	.600	(6-10)	UNCG (12/1/18)
REBOUNDS	15		NORTH DAKOTA (11/14/18)
	19		SOUTHERN ILLINOIS (11/9/18)
ASSISTS	4		MONMOUTH (11/28/18)
	5		#22/22 MISSISSIPPI STATE (1/22/19)
STEALS	2		VMI (11/18/18)
	2		UTAH (12/15/18)
	2		at Alabama (1/5/19)
BLOCKED SHOTS	0		WINTHROP (11/21/18)
	1		VMI (11/18/18)
	1		TENNESSEE STATE (11/23/18)
TURNOVERS	4		vs #4/3 Duke (11/6/18)
	11		UNCG (12/1/18)
	11		at #14/12 Auburn (1/19/19)
FOULS	12		at RV/RV Louisville (12/29/18)
	14		VANDERBILT (1/12/19)



The Automated ScoreBook
 Kentucky Player High/Low Analysis (as of Jan 22, 2019)
 All games



Kentucky - INDIVIDUAL GAME HIGHS

Points	29		Washington, PJ vs Seton Hall (12/8/18)
	27		Johnson, Keldon vs Tennessee State (11/23/18)
	25		Washington, PJ vs North Dakota (11/14/18)
	24		Herro, Tyler at RV/RV Louisville (12/29/18)
	24		Johnson, Keldon vs Utah (12/15/18)
Field Goals Made	10		Herro, Tyler at RV/RV Louisville (12/29/18)
	9		Washington, PJ vs #22/22 Mississippi State (1/22/19)
	9		Hagans, Ashton at Georgia (1/15/19)
	9		Washington, PJ vs North Dakota (11/14/18)
Field Goal Att.	18		Hagans, Ashton at Georgia (1/15/19)
	17		Herro, Tyler vs #9/10 North Carolina (12/22/18)
FG Pct (min 5 made)	.889	(8-9)	Johnson, Keldon vs Utah (12/15/18)
	.857	(6-7)	Travis, Reid at #14/12 Auburn (1/19/19)
3-Point FG Made	6		Johnson, Keldon vs Utah (12/15/18)
	4		Herro, Tyler at RV/RV Louisville (12/29/18)
	4		Johnson, Keldon vs #9/10 North Carolina (12/22/18)
	4		Green, Quade vs Monmouth (11/28/18)
	4		Washington, PJ vs North Dakota (11/14/18)
3-Point FG Att.	8		Herro, Tyler vs #9/10 North Carolina (12/22/18)
	8		Herro, Tyler vs Winthrop (11/21/18)
3-Pt FG Pct (min 2 made)	1.000	(3-3)	Herro, Tyler vs #22/22 Mississippi State (1/22/19)
	1.000	(2-2)	Baker, Jemarl at Georgia (1/15/19)
	1.000	(2-2)	Quickley, Immanuel vs Texas A&M (1/8/19)
	1.000	(2-2)	Baker, Jemarl vs Utah (12/15/18)
Free Throws Made	13		Johnson, Keldon vs Tennessee State (11/23/18)
	12		Washington, PJ vs Seton Hall (12/8/18)
Free Throw Att.	18		Johnson, Keldon vs Tennessee State (11/23/18)
	13		Washington, PJ vs Seton Hall (12/8/18)
	13		Travis, Reid vs #4/3 Duke (11/6/18)
FT Pct (min 3 made)	1.000	(6-6)	Quickley, Immanuel vs VMI (11/18/18)
	1.000	(6-6)	Quickley, Immanuel vs #4/3 Duke (11/6/18)
	1.000	(5-5)	Herro, Tyler vs #22/22 Mississippi State (1/22/19)
	1.000	(5-5)	Travis, Reid at #14/12 Auburn (1/19/19)
	1.000	(5-5)	Herro, Tyler at #14/12 Auburn (1/19/19)
	1.000	(5-5)	Herro, Tyler vs #4/3 Duke (11/6/18)
	1.000	(4-4)	Herro, Tyler at Georgia (1/15/19)
	1.000	(4-4)	Herro, Tyler vs Texas A&M (1/8/19)
	1.000	(4-4)	Johnson, Keldon vs Texas A&M (1/8/19)
	1.000	(4-4)	Johnson, Keldon at RV/RV Louisville (12/29/18)
	1.000	(4-4)	Green, Quade vs Winthrop (11/21/18)
	1.000	(4-4)	Green, Quade vs VMI (11/18/18)
	1.000	(3-3)	Hagans, Ashton vs UNCG (12/1/18)
1.000	(3-3)	Herro, Tyler vs North Dakota (11/14/18)	
Rebounds	19		Richards, Nick vs Southern Illinois (11/9/18)
	18		Washington, PJ vs VMI (11/18/18)
Assists	9		Hagans, Ashton vs #22/22 Mississippi State (1/22/19)
	8		Washington, PJ vs #9/10 North Carolina (12/22/18)
Steals	8		Hagans, Ashton vs #9/10 North Carolina (12/22/18)
	5		Hagans, Ashton vs Texas A&M (1/8/19)
	5		Herro, Tyler vs Monmouth (11/28/18)
	5		Herro, Tyler vs North Dakota (11/14/18)
Blocked Shots	4		Washington, PJ vs #22/22 Mississippi State (1/22/19)
	4		Washington, PJ at RV/RV Louisville (12/29/18)

	4	Washington, PJ vs Seton Hall (12/8/18)
Turnovers	5	Hagans, Ashton vs Vanderbilt (1/12/19)
	5	Travis, Reid at Alabama (1/5/19)
	5	Hagans, Ashton vs #9/10 North Carolina (12/22/18)
	5	Washington, PJ vs Southern Illinois (11/9/18)
Fouls	5	Johnson, Keldon vs #22/22 Mississippi State (1/22/19)
	5	Johnson, Keldon vs Vanderbilt (1/12/19)
	5	Johnson, Keldon vs #9/10 North Carolina (12/22/18)
	5	Travis, Reid vs Seton Hall (12/8/18)
	5	Washington, PJ vs Monmouth (11/28/18)
	5	Richards, Nick vs North Dakota (11/14/18)
	5	Washington, PJ vs #4/3 Duke (11/6/18)
Minutes	43	Johnson, Keldon vs Seton Hall (12/8/18)
	38	Travis, Reid vs #9/10 North Carolina (12/22/18)
	37	Herro, Tyler vs #22/22 Mississippi State (1/22/19)
	37	Travis, Reid vs UNCG (12/1/18)
	36	Herro, Tyler vs Vanderbilt (1/12/19)
	36	Herro, Tyler vs Texas A&M (1/8/19)
	36	Herro, Tyler at RV/RV Louisville (12/29/18)
	36	Herro, Tyler vs #9/10 North Carolina (12/22/18)



The Automated ScoreBook
 Kentucky Opponent High/Low Analysis (as of Jan 22, 2019)
 All games



OPPONENT INDIVIDUAL GAME HIGHS

Points	35		Parham, Bubba vs VMI (11/18/18)
	33		R.J. Barrett vs #4/3 Duke (11/6/18)
	28		BROWN, Bryce at #14/12 Auburn (1/19/19)
	28		POWELL,MYLES vs Seton Hall (12/8/18)
	28		Zion Williamson vs #4/3 Duke (11/6/18)
Field Goals Made	13		R.J. Barrett vs #4/3 Duke (11/6/18)
	11		Parham, Bubba vs VMI (11/18/18)
	11		Zion Williamson vs #4/3 Duke (11/6/18)
Field Goal Att.	26		R.J. Barrett vs #4/3 Duke (11/6/18)
	20		Parham, Bubba vs VMI (11/18/18)
FG Pct (min 5 made)	.889	(8-9)	BROWN, Bryce at #14/12 Auburn (1/19/19)
	.846	(11-13)	Zion Williamson vs #4/3 Duke (11/6/18)
3-Point FG Made	10		Parham, Bubba vs VMI (11/18/18)
	6		BROWN, Bryce at #14/12 Auburn (1/19/19)
	6		Mack, Tevin at Alabama (1/5/19)
	6		POWELL,MYLES vs Seton Hall (12/8/18)
3-Point FG Att.	16		Parham, Bubba vs VMI (11/18/18)
	11		POWELL,MYLES vs Seton Hall (12/8/18)
3-Pt FG Pct (min 2 made)	1.000	(2-2)	Davis, Tripp vs Tennessee State (11/23/18)
	1.000	(2-2)	Zunic, Kyle vs Winthrop (11/21/18)
	1.000	(2-2)	Falden, Charles vs Winthrop (11/21/18)
Free Throws Made	7		Cam Reddish vs #4/3 Duke (11/6/18)
	6		BROWN, Bryce at #14/12 Auburn (1/19/19)
	6		Ingram, Dazon at Alabama (1/5/19)
	6		CALE,MYLES vs Seton Hall (12/8/18)
	6		Quinn, Diago vs Monmouth (11/28/18)
	6		POWELL,MYLES vs Seton Hall (12/8/18)
Free Throw Att.	8		POWELL,MYLES vs Seton Hall (12/8/18)
	8		Quinn, Diago vs Monmouth (11/28/18)
	8		R.J. Barrett vs #4/3 Duke (11/6/18)
FT Pct (min 3 made)	1.000	(7-7)	Cam Reddish vs #4/3 Duke (11/6/18)
	1.000	(6-6)	BROWN, Bryce at #14/12 Auburn (1/19/19)
	1.000	(6-6)	Ingram, Dazon at Alabama (1/5/19)
	1.000	(6-6)	CALE,MYLES vs Seton Hall (12/8/18)
	1.000	(4-4)	Weatherspoon, Nick vs #22/22 Mississippi State (1/22/19)
	1.000	(4-4)	Mekowulu, Christian vs Texas A&M (1/8/19)
	1.000	(4-4)	Chandler, Jay Jay vs Texas A&M (1/8/19)
	1.000	(4-4)	MCKNIGHT,QUINCY vs Seton Hall (12/8/18)
	1.000	(3-3)	Weatherspoon, Q vs #22/22 Mississippi State (1/22/19)
	1.000	(3-3)	Seventh Woods vs #9/10 North Carolina (12/22/18)
Rebounds	13		Woodard, Robert vs #22/22 Mississippi State (1/22/19)
	11		Jack White vs #4/3 Duke (11/6/18)
	7		Tre Jones vs #4/3 Duke (11/6/18)
	6		HARPER, Jared at #14/12 Auburn (1/19/19)
Assists	6		Jones, Herbert at Alabama (1/5/19)
	6		R.J. Barrett vs #4/3 Duke (11/6/18)
	6		MCKNIGHT,QUINCY vs Seton Hall (12/8/18)
Steals	4		Cam Reddish vs #4/3 Duke (11/6/18)
	4		Ado, Abdul vs #22/22 Mississippi State (1/22/19)
Blocked Shots	3		NZEI,MICHAEL vs Seton Hall (12/8/18)
	3		Pickett, Adam vs Winthrop (11/21/18)
Turnovers	7		MCKNIGHT,QUINCY vs Seton Hall (12/8/18)
	6		

Fouls	5	Perry, Reggie vs #22/22 Mississippi State (1/22/19)
	5	Holman, Aric vs #22/22 Mississippi State (1/22/19)
	5	SPENCER, Horace at #14/12 Auburn (1/19/19)
	5	MCLEMORE, Anfernee at #14/12 Auburn (1/19/19)
	5	RHODEN, JARED vs Seton Hall (12/8/18)
	5	MAMUKELASHVILI, S vs Seton Hall (12/8/18)
	5	NZEI, MICHAEL vs Seton Hall (12/8/18)
	5	Hamilton, Eric vs UNCG (12/1/18)
	5	Dickey, James vs UNCG (12/1/18)
	5	Traore, Mustapha vs Monmouth (11/28/18)
	5	Ukaegbu, Jermaine vs Winthrop (11/21/18)
	5	Stephens, Jake vs VMI (11/18/18)
	5	Fletcher, Armon vs Southern Illinois (11/9/18)



The Automated ScoreBook
 Kentucky Team Game-by-Game Comparison (as of Jan 22, 2019)
 All games



Opponent	1st	2nd	Score	Mar	Total FG	FG Pct	3-Pointers	3FG Pct	Free Throws	FT Pct	Rebounds	Assist	T/Over	Block	Steal	Fouls
#4/3 Duke	42/59	42/59	84-118	(34)	26-59/43-79	.441/.544	4-17/12-26	.235/.462	28-38/20-29	.737/.690	37/38 (1)	17/22	15/4	5/3	1/10	25/26
SOUTHERN ILLINOIS	31/28	40/31	71-59	+12	24-54/23-56	.444/.411	4-14/5-16	.286/.313	19-27/8-12	.704/.667	48/19 +29	11/13	19/13	6/2	5/7	15/24
NORTH DAKOTA	46/25	50/33	96-58	+38	33-62/19-48	.532/.396	6-13/7-19	.462/.368	24-30/13-18	.800/.722	45/15 +30	15/8	13/20	5/5	12/5	15/19
VMI	48/34	44/48	92-82	+10	29-59/29-62	.492/.468	5-14/19-38	.357/.500	29-35/5-5	.829/1000	43/22 +21	15/14	11/13	6/1	6/2	12/26
WINTHROP	51/37	36/37	87-74	+13	31-55/28-59	.564/.475	7-18/13-28	.389/.464	18-24/5-8	.750/.625	37/22 +15	20/16	19/19	6/0	8/4	16/21
TENNESSEE STATE	35/27	42/35	77-62	+15	23-52/22-54	.442/.407	4-15/6-16	.267/.375	27-41/12-19	.659/.632	37/28 +9	8/11	14/19	5/1	4/5	14/29
MONMOUTH	44/22	46/22	90-44	+46	30-53/16-58	.566/.276	10-24/2-16	.417/.125	20-23/10-16	.870/.625	40/25 +15	15/4	14/16	5/2	8/6	16/21
UNCG	37/40	41/21	78-61	+17	28-58/24-67	.483/.358	5-12/7-20	.417/.350	17-24/6-10	.708/.600	46/30 +16	12/7	17/11	4/3	5/8	15/17
Seton Hall	31/25	39/45	83-84	(1)	27-62/27-59	.435/.458	5-20/11-26	.250/.423	24-30/19-26	.800/.731	38/35 +3	14/15	15/16	7/5	3/8	21/25
UTAH	41/27	47/34	88-61	+27	34-58/24-54	.586/.444	12-21/7-23	.571/.304	8-12/6-8	.667/.750	23/31 (8)	13/12	6/18	5/2	6/2	10/15
#9/10 North Carolina	40/31	40/41	80-72	+8	28-65/27-63	.431/.429	9-26/7-18	.346/.389	15-22/11-16	.682/.688	44/33 +11	24/18	18/18	8/3	12/8	19/19
RV/RV Louisville	35/27	36/31	71-58	+13	29-57/20-55	.509/.364	6-20/5-20	.300/.250	7-11/13-19	.636/.684	34/33 +1	11/7	9/12	8/2	9/5	21/12
Alabama	40/38	35/39	75-77	(2)	28-65/27-59	.431/.458	5-18/10-23	.278/.435	14-17/13-17	.824/.765	32/40 (8)	14/14	11/17	1/4	7/2	15/16
TEXAS A&M	46/34	39/40	85-74	+11	29-56/27-56	.518/.482	6-18/8-17	.333/.471	21-23/12-13	.913/.923	28/29 (1)	16/8	12/19	5/3	11/8	13/19
VANDERBILT	28/30	28/17	56-47	+9	22-44/17-47	.500/.362	4-16/7-25	.250/.280	8-14/6-12	.571/.500	38/21 +17	10/6	15/12	5/4	5/4	14/14
Georgia	35/31	34/18	69-49	+20	28-64/17-56	.438/.304	4-11/4-27	.364/.148	9-11/11-16	.818/.688	43/35 +8	14/12	10/14	4/4	8/5	14/15
#14/12 Auburn	35/27	47/53	82-80	+2	26-48/26-56	.542/.464	6-15/13-30	.400/.433	24-33/15-20	.727/.750	33/26 +7	14/17	13/11	2/4	7/5	20/25
#22/22 MISSISSIPPI STATE	34/26	42/29	76-55	+21	26-59/19-61	.441/.311	8-16/3-20	.500/.150	16-22/14-18	.727/.778	43/36 +7	14/5	16/15	8/6	8/8	17/18

Note: Game totals are displayed in the format TEAM/OPPONENT for each category