



# KENTUCKY

## 2018-19 MEN'S BASKETBALL



8 NATIONAL CHAMPIONSHIPS | MOST WINS IN COLLEGE BASKETBALL | 48 SEC TITLES | 31 SEC TOURNAMENT CHAMPIONSHIPS | 55 ALL-AMERICANS | 126 NBA DRAFT PICKS

### #13/14 KENTUCKY (10-2, 0-0) at ALABAMA (9-3, 0-0)


Saturday, Jan. 5 • 1 p.m. ET • Coleman Coliseum (15,383) • Tuscaloosa, Ala.

#UKvsUA #DreamBIG @KentuckyMBB

#### THE BASICS

**Series Breakdown**

- Overall - UK, 112-37
- In Tuscaloosa - UK, 31-23
- Calipari vs. UA - 15-3
- Johnson vs. UK - 0-7
- Current UK streak - W10



<b>John Calipari</b>	<b>Avery Johnson</b>
Overall Record: 730-206*	Overall Record: 66-49
Record at UK: 285-66	Record at UA: 66-49
Overall Seasons: 27th	Overall Seasons: Fourth
At UK: 10th	At UA: Fourth

\*on-court record

#### BY THE NUMBERS

- 2,273** All-time wins, NCAA leader
- 48** SEC regular-season titles the Wildcats have won
- 11** Kentucky's standing in the latest NET rankings
- 3** Straight SEC Freshman of the Week honors for UK


#### TALE OF THE TAPE

UK	STAT	UA
83.1	Points PG	76.5
69.4	Opp. Points PG	71.3
39.3	Rebounds PG	39.0
14.6	Assists PG	12.8
5.8	Blocks PG	3.8
6.6	Steals PG	5.2
.493	FG Pct.	.457
.360	3-Pt FG Pct.	.340
.744	FT Pct.	.678
.423	Opp. FG Pct.	.442
.380	Opp. 3-Pt FG Pct.	.351

#### A WIN WOULD ...

- Be UK's third consecutive victory away from home this season and third overall
- Mark the Wildcats' 11th straight win over Alabama
- Put Calipari within 11 wins of Joe B. Hall's Kentucky win total
- Improve UK's record against the Crimson Tide to 113-37
- Move UK to 32-23 in Tuscaloosa, Ala.
- Mark Kentucky's eighth straight SEC-opener victory
- Improve UK's SEC-opening record to 9-1 under Calipari

#### PREVIOUS GAME STARTERS




**2**

#### ASHTON HAGANS

6-3 • 192 • GUARD • FRESHMAN  
CARTERSVILLE, GA. | NEWTON

Tied single-game UK record with eight steals vs. UNC | Also had career highs in rebounds (four) and minutes (31) | Leads UK with 3.1 assists per game and has three or more in six straight | Had a career-high 11 points at Louisville




**3**

#### KELDON JOHNSON

6-6 • 211 • GUARD • FRESHMAN  
SOUTH HILL, VA. | OAK HILL ACADEMY

Julius Erving watch list for best small forward | Wooden, Naismith watch lists for player of the year | Leads UK in scoring with 16.4 points per game | Scored in double figures in all but one game | Scored 21 points with four treys vs. UNC



**14**

#### TYLER HERRO

6-5 • 195 • GUARD • FRESHMAN  
MILWAUKEE | WHITNALL HIGH SCHOOL

Jerry West watch list for best shooting guard | Averaging 13.3 points and has drained 21 3-pointers | USBWA National Freshman of the Week | Tallied a career-high 24 points en route to being named the game's MVP at Louisville




**22**

#### REID TRAVIS

6-8 • 238 • FORWARD • GRADUATE STUDENT  
MINNEAPOLIS | STANFORD

Preseason All-SEC First Team | Two-time All-Pac-12 First Team | Totaled more than 1,400 points, 700 boards at Stanford | Averaging 14.6 points and 6.3 rebounds a game | Scored 20 or more points in a team-high-tying four games



**25**

#### PJ WASHINGTON

6-8 • 228 • FORWARD • SOPHOMORE  
DALLAS | FINDLAY PREP

Career-high 29 points vs. Seton Hall and 12 rebounds for third double-double | Near triple-double vs. UNC with 11 points, 10 boards and career-high eight assists | Wooden, Naismith, NABC watch lists for player of the year

#### LEADERS

POINTS PER GAME	
UK Keldon Johnson	16.4
UA Kira Lewis Jr.	15.0
REBOUNDS PER GAME	
UK PJ Washington	8.4
UA Donta Hall	8.2
ASSISTS PER GAME	
UK Ashton Hagans	3.1
UA Kira Lewis Jr.	3.1
STEALS PER GAME	
UK Ashton Hagans	1.8
UA Herbert Jones	1.2
3-POINTERS	
UK Tyler Herro	21
UA John Petty	22
FIELD-GOAL PERCENTAGE	
UK Nick Richards	.615
UA Donta Hall	.644
FREE-THROW PERCENTAGE	
UK Immanuel Quickley	.857
UA Kira Lewis Jr.	.822

#### NEED TO KNOW

Kentucky was picked to win the SEC regular-season title by the media

Kentucky is 982-278 (.779) all-time in SEC play. Only two other teams have won more than 700 league games

PJ Washington and Reid Travis were both selected to the preseason All-SEC teams by the media and coaches

Tyler Herro won a number of awards this week, including USBWA National Freshman of the Week and SEC Freshman of the Week, after scoring a career-high 24 points at Louisville

John Calipari has won a combined 30 regular-season and tournament league titles as a head coach and trails only Mark Few (32) among active coaches. Only Few and Adolph Rupp (41) have more all time

Kentucky has limited its last seven opponents to a 3-point clip of .324 after the first five were shooting .441 percent

#### SCHEDULE

OCTOBER						
26	2/2	-/-	^TRANSYLVANIA	SEC	W, 94-66	
NOVEMBER						
2	2/2	-/-	^INDIANA UNIV. OF PA.	SEC	W, 86-64	
6	2/2	4/3	vs. Duke <sup>1</sup>	ESPN	L, 118-84	
9	2/2	-/-	SOUTHERN ILLINOIS	SEC	W, 71-59	
14	10/2	-/-	NORTH DAKOTA <sup>2</sup>	SEC	W, 96-58	
18	10/2	-/-	VMI <sup>2</sup>	SEC	W, 92-82	
21	10/1	-/-	WINTHROP <sup>2</sup>	SEC	W, 87-74	
23	10/10	-/-	TENNESSEE STATE <sup>2</sup>	SEC	W, 77-62	
28	10/9	-/-	MONMOUTH	SEC	W, 90-44	
DECEMBER						
1	10/9	-/-	UNC GREENSBORO	ESPN2	W, 78-61	
8	9/8	-/-	vs. Seton Hall <sup>3</sup>	FOX	L, 84-83 <sup>OT</sup>	
15	19/18	-/-	UTAH	ESPN2	W, 88-61	
22	19/18	9/10	vs. North Carolina <sup>4</sup>	CBS	W, 80-72	
29	16/15	RV/RV	at Louisville	ESPN2	W, 71-58	
JANUARY						
5	13/14	-/-	at Alabama*	ESPN	1 p.m.	
8	-/-	-/-	TEXAS A&M*	SEC	7 p.m.	
12	-/-	-/-	VANDERBILT*	SEC	8:30 p.m.	
15	-/-	-/-	at Georgia*	ESPN2/U/SEC	7 p.m.	
19	-/-	-/-	at Auburn*	ESPN/2	4/6 p.m.	
22	-/-	-/-	MISSISSIPPI STATE*	ESPN/2	7 p.m.	
26	-/-	-/-	KANSAS <sup>5</sup>	ESPN/2	6 p.m.	
29	-/-	-/-	at Vanderbilt*	ESPN/2	9 p.m.	
FEBRUARY						
2	-/-	-/-	at Florida*	ESPN/2	4/6 p.m.	
5	-/-	-/-	SOUTH CAROLINA*	SEC	7 p.m.	
9	-/-	-/-	at Mississippi State*	CBS	1 p.m.	
12	-/-	-/-	LSU*	ESPN/2	7 p.m.	
16	-/-	-/-	TENNESSEE*	ESPN/2	8 p.m.	
19	-/-	-/-	at Missouri*	ESPN/2	9 p.m.	
23	-/-	-/-	AUBURN*	CBS	1:30 p.m.	
26	-/-	-/-	ARKANSAS*	ESPN2/SEC	9 p.m.	
MARCH						
2	-/-	-/-	at Tennessee*	CBS	2 p.m.	
5	-/-	-/-	at Ole Miss*	ESPN2/U/SEC	9 p.m.	
9	-/-	-/-	FLORIDA*	CBS	2 p.m.	
13-17	-/-	-/-	SEC Tournament <sup>6</sup>	ESPN/SEC	TBA	

All times Eastern | \*SEC conference game | HOME GAMES IN CAPS | ^Exhibition  
<sup>1</sup>State Farm Champions Classic (Indianapolis | Bankers Life Fieldhouse)  
<sup>2</sup>Ohio Valley Hardwood Showcase (Rupp Arena | Lexington, Ky.)  
<sup>3</sup>Citi Hoops Classic (Madison Square Garden | New York)  
<sup>4</sup>CBS Sports Classic (United Center | Chicago)  
<sup>5</sup>SEC/Big 12 Challenge (Rupp Arena | Lexington, Ky.)  
<sup>6</sup>SEC Tournament (Bridgestone Arena | Nashville, Tenn.)

#### BROADCAST INFO

**ESPN**  **UK SPORTS NETWORK** 

Dan Shulman, play-by-play  
Jay Bilas, analyst

Tom Leach, play-by-play  
Mike Pratt, analyst

**SATELLITE RADIO** 

Sirius 134 | XM 190 | Internet 961



# TV CHART



**2 ASHTON HAGANS**  
**Freshman | Guard**  
 6-3 | 192  
 Cartersville, Ga.  
 Newton  
 @H23Ash  
 @ashton.hagans



**3 KELDON JOHNSON**  
**Freshman | Guard**  
 6-6 | 211  
 South Hill, Va.  
 Oak Hill Academy  
 @keldonjohnson



**4 NICK RICHARDS**  
**Sophomore | Forward**  
 6-11 | 244  
 Kingston, Jamaica  
 The Patrick School  
 @iamnickrichards  
 @nickrichards\_  
 @iamnickrichards



**5 IMMANUEL QUICKLEY**  
**Freshman | Guard**  
 6-3 | 185  
 Havre de Grace, Md.  
 The John Carroll School  
 @IQ\_GodSon  
 @immanuelquickley\_



**10 JONNY DAVID**  
**Senior | Guard**  
 6-2 | 188  
 Pittsburgh  
 Mt. Lebanon  
 @JonnyDavid  
 @jdavid010  
 @JonnyDavidUK10



**12 BRAD CALIPARI**  
**Junior | Guard**  
 6-0 | 179  
 Franklin Lakes, N.J.  
 MacDuffie School  
 @bradcalipari  
 @brad.calipari  
 @bradcalipari



**13 JEMARL BAKER JR.**  
**R-Freshman | Guard**  
 6-4 | 192  
 Menifee, Calif.  
 Eleanor Roosevelt  
 @jemarlbakerjr  
 @jemarlbakerjr



**14 TYLER HERRO**  
**Freshman | Guard**  
 6-5 | 195  
 Milwaukee  
 Whitnall  
 @raf\_tyler  
 @nolimitherro



**21 ZAN PAYNE**  
**Freshman | G/F**  
 6-4 | 240  
 Lexington, Ky.  
 Lexington Catholic  
 @youngpayne2321  
 @alexander.payne23



**22 REID TRAVIS**  
**Graduate | Forward**  
 6-8 | 240  
 Minneapolis  
 Stanford University  
 @2ReidTravis2  
 @reid\_travis\_22



**23 EJ MONTGOMERY**  
**Freshman | Forward**  
 6-10 | 225  
 Fort Pierce, Fla.  
 Wheeler  
 @E\_Montgomery  
 @\_mont23



**25 PJ WASHINGTON**  
**Sophomore | Forward**  
 6-8 | 228  
 Dallas  
 Findlay Prep  
 @PJWashington  
 @pj\_washington



**JOHN CALIPARI**  
**Head Coach**  
 10th Season  
 @UKCoachCalipari  
 @UKCoachCalipari  
 @UKCoachCalipari



**KENNY PAYNE**  
**Assoc. Head Coach**  
 Ninth season at UK  
 Fifth season as associate HC



**TONY BARBEE**  
**Assistant Coach**  
 Fifth season at UK  
 Fourth season as assistant  
 @CoachTonyBarbee



**JOEL JUSTUS**  
**Assistant Coach**  
 Fifth season at UK  
 Third season as assistant  
 @UKCoachJustus  
 @UKCoachJustus



**JOHN ROBIC**  
**Special Assistant**  
 10th season at UK  
 Third season as special asst.

**Pronunciation Guide**

JEMARL Baker (Jamal)

Brad/John CALIPARI (cal-uh-PEAR-ee)

Ashton HAGANS (HAY-Gens)

## Roster

ALPHABETICAL				HOMETOWN (PREVIOUS SCHOOL)		
NO.	NAME	POS.	HT.	WT.	CL.	
13	Jemarl Baker Jr.	G	6-4	192	R-Fr.	Menifee, Calif. (Eleanor Roosevelt)
12	Brad Calipari	G	6-0	179	Jr.	Franklin Lakes, N.J. (MacDuffie School)
10	Jonny David	G	6-2	188	Sr.	Pittsburgh (Mt. Lebanon)
2	Ashton Hagans	G	6-3	192	Fr.	Cartersville, Ga. (Newton)
14	Tyler Herro	G	6-5	195	Fr.	Milwaukee (Whitnall)
3	Keldon Johnson	G	6-6	211	Fr.	South Hill, Va. (Oak Hill Academy)
23	EJ Montgomery	F	6-10	225	Fr.	Fort Pierce, Fla. (Wheeler)
21	Zan Payne	G/F	6-4	240	Fr.	Lexington, Ky. (Lexington Catholic)
5	Immanuel Quickley	G	6-3	185	Fr.	Havre de Grace, Md. (The John Carroll School)
4	Nick Richards	F	6-11	244	So.	Kingston, Jamaica (The Patrick School)
22	Reid Travis	F	6-8	240	Gr.	Minneapolis (Stanford University)
25	PJ Washington	F	6-8	228	So.	Dallas (Findlay Prep)

**Head Coach:** John Calipari (Clarion, 1982)  
**Associate Head Coach:** Kenny Payne (Louisville, 2003)  
**Assistant Coaches:** Tony Barbee (UMass, 1993)  
 Joel Justus (UNC Wilmington, 2004)  
**Special Asst. to the Head Coach:** John Robic (Denison, 1986)  
**Assoc. AD/Basketball Operations:** Chris Woolard (UCLA, 1997)

**Director of Basketball Admin.:** Will Barton (Kentucky, 2013)  
**Strength Coach:** Robert Harris (Kentucky State, 2009)  
**Athletic Trainer:** Chris Simmons (Memphis, 2002)  
**Equipment Manager:** Mark Evans (Kentucky, 2013)  
**Recruiting Analyst:** Brady Kennedy (Kentucky, 2016)



# POLLS, STATS, MEDIA INFO

## Weekly Media Schedule

all times ET unless indicated otherwise

3 Thu.	4 Fri.	5 Sat.	6 Sun.	7 Mon.	8 Tue.	9 Wed.
SEC teleconference: 11:35 a.m.	Practice: 10 a.m.	at Alabama 1 p.m.   ESPN	Practice: 10 a.m., 2:30 p.m.	Media: 2 p.m.	vs. Texas A&M 7 p.m.   SEC Network	Off day
Media: 2 p.m.	Travel day		No media availability	Practice: 2:30 p.m.		
Practice: 2:30 p.m.				John Calipari Show: 6 p.m.		

### Communications & PR Staff



**Eric Lindsey**  
Director  
Cell - 859.619.0944  
Email - eric.lindsey@uky.edu



**Deb Moore**  
Associate Director  
Cell - 859.559.5781  
Email - deb.moore@uky.edu



**Jake Most**  
Assistant Director  
Cell - 516.996.3229  
Email - jake.most@uky.edu

### Media Information

#### CREDENTIAL REQUESTS

Requests for single-game credentials should be made as far in advance as possible and no later than five days prior to game day online at sportssystem.com/Kentucky.

#### CREDENTIAL CRITERIA

The University of Kentucky's decision to issue credentials to a media outlet for the purposes of covering a UK basketball home or away event is determined by a variety of factors. They include the following:

- Amount of coverage given to Kentucky throughout the season
- Intention/ability to cover all 22 sports at Kentucky
- Distribution/size of publication: free, subscription, sale on newsstands, website traffic, etc.
- Radio or TV station program format and size of audience
- Length of existence of the publication, amount of original copy generated, number of full-time employees of the publication and the journalistic experience of the reporter(s)
- Attendance at Kentucky media sessions, including Olympic sport opportunities
- Space availability
- Professionalism, which includes but is not limited to conduct at games, press conferences, practices, on social media, etc.

The University of Kentucky has the right to revoke credentials under its own discretion.

#### INTERVIEW POLICIES-GENERAL

All interviews with University of Kentucky basketball players or staff members must be arranged through the Communications and public relations office. Media should never contact a player or coach directly.

The Wildcat Coal Lodge, dormitories, team locker rooms and other team quarters are private team areas. Media members are not permitted in these areas unless accompanied by appropriate university personnel.

#### PRACTICE/PRESS CONFERENCES

Other than announced exceptions, UK basketball practices are closed to the media. UK will accept requests to attend practice. All requests must be made by 10 a.m. the day before the practice. In cases in which practices are open to the media, no cell phones are allowed in the practice facility.

Player interviews are conducted prior to practices the day before a game and will be available to all UK media in the Joe Craft Center lower-level lobby. UK will accept requests for player interviews, but they must be submitted 24 hours prior to the scheduled availability.

Coach John Calipari or an assistant coach will meet with members of the media immediately following player interviews in the lower level lobby of the Joe Craft Center.

Gameday shoot-arounds are closed to the media.

#### TELEPHONE PLAYER INTERVIEWS

Telephone interviews are available to the media on a call-back basis. Individual player and coach telephone numbers will not be given to members of the media.

Players are instructed not to conduct interviews when contacted directly by telephone. The communications and public relations office will arrange for telephone interviews at a time most convenient for the student-athlete.

Other special requests are handled on a case-by-case basis.

#### POSTGAME INTERVIEWS

Following each game, there is a cooling-off period, during which time the players shower and dress. Approximately 10 minutes after the game ends, Coach Calipari conducts his postgame press conference while a player is taken to the UK Sports Network.

Following Coach Calipari's press conference and the cooling-off period, selected UK players are brought to the media interview room.

### The Polls

#### Associated Press Top 25 Dec. 31

1. Duke (35)
2. Michigan (9)
3. Tennessee (12)
4. Virginia (4)
5. Kansas (4)
6. Nevada
7. Gonzaga
8. Michigan State
9. Florida State
10. Virginia Tech
11. Texas Tech
12. Auburn
13. Kentucky
14. Ohio State
15. North Carolina
16. Marquette
17. Mississippi State
18. NC State
19. Houston
20. Buffalo
21. Indiana
22. Wisconsin
23. Oklahoma
24. Nebraska
25. Iowa

**Receiving Votes:** Arizona State, Kansas State, Villanova, Seton Hall, TCU, Cincinnati, Iowa State, Florida, Purdue, Toledo, Louisville, St. John's, North Texas

#### USA Today Coaches Poll Dec. 31

1. Duke (10)
2. Virginia (11)
3. Tennessee (7)
4. Michigan (4)
5. Nevada
6. Kansas
7. Michigan State
8. Gonzaga
9. Florida State
10. Virginia Tech
11. Texas Tech
12. Ohio State
13. Auburn
14. Kentucky
15. North Carolina
16. Mississippi State
17. Houston
18. Marquette
19. NC State
20. Buffalo
21. Iowa
22. Indiana
23. Nebraska
24. Wisconsin
25. Oklahoma

**Receiving Votes:** Arizona State, Villanova, Cincinnati, TCU, Kansas State, Iowa State, Seton Hall, Florida, UCF, Purdue, Furman, North Texas, St. John's, Toledo

### UK in the Rankings

#### Team Rankings (through games on Dec. 30)

Category	Stat	SEC [NCAA]
Scoring	83.1	3rd [29th]
Scoring Defense	69.4	7th [129th]
Scoring Margin	+13.7	3rd [40th]
Free Throw %	.744	3rd [48th]
Field Goal %	.493	3rd [21st]
Field Goal % Def.	.423	12th [135th]
3-Point FG %	.360	4th [107th]
3-Point FG % Def.	.380	13th [324th]
Rebounding Off.	39.3	5th
Rebounding Def.	27.6	1st
Rebounding Margin	+11.7	1st [6th]
Blocks Per Game	5.8	5th [11th]
Assists Per Game	14.6	7th [126th]
Steals Per Game	6.6	8th [169th]
Turnover Margin	+0.8	9th [155th]
Assist/TO Ratio	1.0	8th [166th]
Off. Rebs. Per Game	12.8	3rd [45th]
Def. Rebs. Per Game	26.6	7th [129th]
Def. Rebound %	.745	2nd
Off. Rebound %	.408	1st
3-Point FG Per Game	6.4	13th [293rd]

#### Individual Rankings

Category/Player	Stat	SEC [NCAA]
Def. Rebs. Per Game/Washington	5.8	6th [96th]
Double-Doubles/Washington	4	4th [67th]
Double-Doubles/Johnson	2	8th [169th]
Field-Goal Pct./Johnson	.529	3rd [94th]
Free-Throw Pct./Quickley	.857	T2nd [70th]
Minutes Per Game/Johnson	31.4	T9th
Off. rebs. per game/Washington	2.6	9th [116th]
Rebounds Per Game/Washington	8.4	4th [77th]
Rebounds Per Game/Travis	6.3	17th
Points Per Game/Johnson	16.4	6th [184th]
Points Per game/Travis	14.6	13th
Points Per game/Herro	13.3	20th
Steals Per Game/Hagans	1.8	5th [114th]

### SEC Standings (through games on Dec. 30)

Team	SEC Record	Overall Record	Games Back
Mississippi State	0-0 (.000)	12-1 (.923)	0.0
Tennessee	0-0 (.000)	11-1 (.917)	0.0
Auburn	0-0 (.000)	11-2 (.846)	0.0
<b>Kentucky</b>	<b>0-0 (.000)</b>	<b>10-2 (.833)</b>	<b>0.0</b>
Ole Miss	0-0 (.000)	10-2 (.833)	0.0
LSU	0-0 (.000)	10-3 (.769)	0.0
Alabama	0-0 (.000)	9-3 (.750)	0.0
Arkansas	0-0 (.000)	9-3 (.750)	0.0
Missouri	0-0 (.000)	9-3 (.750)	0.0
Vanderbilt	0-0 (.000)	8-3 (.727)	0.0
Florida	0-0 (.000)	8-4 (.667)	0.0
Georgia	0-0 (.000)	8-4 (.667)	0.0
Texas A&M	0-0 (.000)	6-5 (.545)	0.0
South Carolina	0-0 (.000)	4-7 (.364)	0.0

### Upcoming in the SEC

Jan. 5-12

Contest	Time	TV Network
<b>Saturday, Jan. 5</b>		
<b>Kentucky at Alabama</b>	1 p.m.	ESPN
Georgia at Tennessee	3:30 p.m.	SEC Network
Arkansas at Texas A&M	6 p.m.	SEC Network
South Carolina at Florida	7 p.m.	ESPN2
Ole Miss at Vanderbilt	8:30 p.m.	SEC Network
<b>Tuesday, Jan. 8</b>		
Tennessee at Missouri	7 p.m.	ESPN2
<b>Texas A&amp;M at Kentucky</b>	<b>7 p.m.</b>	<b>SEC Network</b>
Alabama at LSU	9 p.m.	SEC Network
Mississippi State at South Carolina	9 p.m.	ESPN2
<b>Wednesday, Jan. 9</b>		
Vanderbilt at Georgia	6:30 p.m.	SEC Network
Auburn at Ole Miss	7 p.m.	ESPN2
Florida at Arkansas	8:30 p.m.	SEC Network
<b>Saturday, Jan. 12</b>		
Missouri at South Carolina	1 p.m.	SEC Network
Ole Miss at Mississippi State	1 p.m.	CBS
Texas A&M at Alabama	3:30 p.m.	SEC Network
Georgia at Auburn	4 p.m.	ESPN2/U
Tennessee at Florida	6 p.m.	ESPN/2
LSU at Arkansas	6 p.m.	SEC Network
<b>Vanderbilt at Kentucky</b>	<b>8:30 p.m.</b>	<b>SEC Network</b>

All times Eastern





# NOTES

## Honoring the Cats

### Ashton Hagans

- SEC Freshman of the Week (Dec. 24)

### Tyler Herro

- USBWA Wayman Tisdale National Freshman of the Week (Jan. 2)
- NCAA.com National Player of the Week (Dec. 31)
- SEC Freshman of the Week (Dec. 31)
- Jerry West Award Preseason Watch List

### Keldon Johnson

- SEC Freshman of the Week (Dec. 17)
- SEC Freshman of the Week (Nov. 26)
- John R. Wooden Award Preseason Top 50
- Citizen Naismith Trophy Early Season Watch List
- Julius Erving Award Preseason Watch List

### Nick Richards

- Kareem Abdul-Jabbar Award Preseason Watch List

### Reid Travis

- Senior CLASS Award Candidate
- John R. Wooden Award Preseason Top 50
- NABC Division I Player of the Year Watch List
- Citizen Naismith Trophy Early Season Watch List
- Preseason AP All-American Honorable Mention
- Preseason All-SEC First Team
- Karl Malone Award Preseason Watch List

### PJ Washington

- John R. Wooden Award Preseason Top 50
- NABC Division I Player of the Year Watch List
- Citizen Naismith Trophy Early Season Watch List
- Preseason All-SEC Second Team
- NBC Sports Preseason All-America Fourth Team
- Karl Malone Award Preseason Watch List

## Freshmen Lead Cats Past Louisville

Tyler Herro better get used to being the center of attention after a career performance that also showed how No. 16/15 Kentucky has progressed since its season-opening blowout loss to Duke.

The freshman guard had a career-high 24 points, Keldon Johnson added 15 and the Wildcats beat Louisville 71-58 on Saturday in this fierce Bluegrass rivalry.

A close game for 10 minutes quickly swung toward the Wildcats (10-2) behind an 11-0 run for a 31-17 lead. The spurt typified their success on both ends. They kept the Cardinals (9-4) from passing and driving inside and grabbed offensive rebounds leading to second and third chances.

Herro thrived the most, making his first three attempts on the way to finishing 10 of 13 from the field with four 3-pointers. That surpassed his previous best of 18 achieved twice, most recently on Dec. 1 against UNC Greensboro.

"I felt like I was in a rhythm since warmups," said Herro, who has averaged 16.7 points over his past six games. "But I feel like my shot's going to work all the time."

Johnson was just 5 of 13 but helped Kentucky keep a double-digit lead for much of the final 30 minutes. The Wildcats won their third in a row overall and 10th of 12 in the Bluegrass rivalry.

Kentucky's latest victory was more notable, coming a week after it controlled then-No. 9/10 North Carolina 80-72 in Chicago. Though the most challenging part of the Wildcats' season begins with next week's Southeastern Conference opener at Alabama, they appeared to have turned a corner in many phases.

"At the beginning of this year we were a bad defensive team," Kentucky coach John Calipari said. "Unwilling passers, 'I'm only passing if I don't have a shot.' We had guys so focused on themselves they couldn't play for us.

"You know what, I missed it. I missed it as a coach. After I saw it, (I said) we are going back to these things and get better at this stuff."

Calipari credited Herro and Johnson for starting Kentucky's offensive flow.

"We started playing and he got by a guy," the coach added, "Keldon got by a guy, and then we opened up the offense a little bit and played a little different than we've been playing. But he (Herro) played well. He also rebounded the ball, ends up with five rebounds."

Christen Cunningham had a season-high 20 points and Jordan Nwora 17 for Louisville, which shot just 36 percent in having its three-game winning streak stopped. Hoping to win its second game over a ranked school since beating then-No. 9 Michigan State last month, the Cardinals didn't get closer than 50-41 with 9:39 remaining.

"We were playing down 10 the whole game," first-year coach Chris Mack said. "We could never get it down where we could put a little bit of game pressure on them. A big part of that is us; a larger part is our opponent."

- UK improved to 8-2 in the KFC Yum! Center (including NCAA Tournament appearances)

- The Wildcats are 93-43 in true road games under Calipari

- Kentucky is now 243-5 in the Calipari era when leading by at least 10 points at any time in the contest. UK has had a 10-point lead in a whopping 85.3 percent of Calipari's 285 wins at Kentucky

- UK dominated in the paint, outscoring the Cardinals 42-22 in the interior. The Wildcats are now 8-1 on the season when outscoring its competition in the paint

- Kentucky blocked eight shots and has now tallied four or more blocks in all 12 games

- The Wildcats are now 159-7 when limiting the opponent to 63 points or less. Kentucky held Louisville to 58 points

- In limiting the Cardinals to 36.4 percent from the field, UK improved to 168-15 under Calipari when limiting the opponent to 40 percent or less

- Herro, who made a career-high four 3-pointers, was named the Bluegrass Sports Commission's MVP and finished the game two points shy of tying the freshman record for points vs. the Cardinals as a freshman. He became the fifth player in program history to have his first career 20-point effort come against Louisville joining (Winston Bennett, 1985; Josh Harrellson, 2010; Michael Kidd-Gilchrist, 2011; Shai Gilgeous-Alexander, 2017)

- Ashton Hagans scored a career-high 11 points and added three steals and three assists

- PJ Washington tied his career high with four blocks

- Calipari is 16-7 (.696) against Louisville all-time and has the second-most wins against the Cardinals of any active coach in the country (Bob Huggins, 17-15)

- Kentucky has held Louisville to less than 50-percent shooting in 22 straight games

- UK has consecutive wins of 13 points or more against Louisville for the first time since 1995-96

- The Cats are 22-1 against the Cardinals when limiting their opponent to 69 points or less since 1983

## S-E-C! S-E-C! S-E-C!

Kentucky has the unquestionable reputation as the league's gold standard. Since the SEC's inception in 1932-33, the Wildcats have been the most dominant team in the league, recording a 982-278 mark (.779) in regular-season conference play. Only two other teams have won more than 700 regular-season SEC games (Alabama and Tennessee), and no other team has a better winning percentage.

- Kentucky has averaged 11.6 wins and only 3.3 losses per season in 85 seasons in the SEC

- UK has won 48 SEC titles and 31 SEC Tournament championships

- The Wildcats have won 16 of the last 26 SEC Tournament titles

- Kentucky has won at least a share of five of the last nine SEC regular-season championships under head coach John Calipari

- UK has played in the championship game of the SEC Tournament in eight of Calipari's nine seasons, winning the tournament six times, including each of the last four

- The SEC won the Big 12/SEC Challenge for the first time with a 6-4 margin in 2018

- Eight teams made the 2018 NCAA Tournament field, the second most of any league in the country and a new conference record. The league went 8-8

- Four teams from the SEC rank in the top 25 of both major polls

- Ten SEC schools rank in the top 75 of the NCAA's Jan. 1 NET rankings

## Calipari in Elite Company with Conference Championships

Kentucky men's basketball coach John Calipari added another first to his Hall of Fame career in 2017.

When Kentucky clinched at least a share of the 2017 Southeastern Conference championship by beating Vanderbilt on Feb. 28, 2017, he made history as a head coach. Calipari became the first NCAA Division I coach to lead three different programs (UMass, Memphis, Kentucky) to five on-court regular-season league titles five different times. He won the Atlantic 10 at the helm of UMass in 1992, 93, 94, 95 and 96. Memphis claimed the Conference USA crown in 2004, 06, 07, 08 and 09. Kentucky has captured the SEC five times in 2010, 12, 15, 16 and 17.

Perhaps more impressive is that Calipari has 30 combined regular-season and tournament championships after the 2018 SEC Tournament title. That trails only Mark Few of Gonzaga (32 titles) among all active coaches. All-time, Calipari trails only the great Adolph Rupp (41) and Few.

## Calipari Unrivaled in Conference

John Calipari has won 15 league regular-season championships (including the 2010, 2012, 2015, 2016 and 2017 SEC championships) seven more than the next-closest coach in the SEC (Bruce Pearl has eight conference titles). With a 2018 SEC Tournament championship -- Calipari's fourth straight and sixth at UK -- he owns 15 conference tournament titles, 11 more than his closest competitors (Ben Howland and Kermit Davis).

He's tallied a 329-101 (.765) all-time record within conference play as a head coach and owns a 121-35 (.776) record since joining the SEC.

Although he's been publicly outspoken against conference tournaments -- only because he doesn't favor playing three or more games on consecutive days to win the tournament -- his teams have gotten up for them. Calipari's teams at UMass, Memphis and Kentucky have been to 19

## Tracking the Cats

### Charges Drawn

- Quade Green - 2
- Keldon Johnson - 1
- Nick Richards - 1

### First Sub

- Nick Richards - 5
- Quade Green - 4
- Ashton Hagans - 4
- Immanuel Quickley - 3
- EJ Montgomery - 2
- Reid Travis - 2

### Five-Second Violations

- Forced by Kentucky - 1
- Forced by Opponent - 0

### Shot-Clock Violations

- Forced by Kentucky - 9
- Forced by Opponent - 1

### Tipoffs

- Won by Kentucky - 5
- Won by Opponent - 7

### Traditional 3-Point Plays

- Reid Travis - 8
- PJ Washington - 4
- Keldon Johnson - 3
- Ashton Hagans - 2
- Quade Green - 1
- Tyler Herro - 1
- Immanuel Quickley - 1



## 2018-19 Lead-Deficit Comparison

Opponent	Biggest Lead	Biggest Deficit	Biggest Run	Changes	Ties	Led	Trailed	Result
vs. Duke	None	37 (2nd)	7-0	0	0	0:00	39:14	L, 118-84
S. ILLINOIS	12 (2nd)	8 (1st)	9-0	5	3	17:40	19:31	W, 71-59
N. DAKOTA	38 (2nd)	4 (1st)	15-0	5	2	35:45	1:32	W, 96-58
VMI	19 (2nd)	2 (1st)	12-0	8	6	31:53	2:20	W, 92-82
WINTHROP	26 (2nd)	1 (1st)	11-0	2	0	39:22	0:21	W, 87-74
TENNESSEE ST.	20 (2nd)	6 (1st)	11-0	3	2	29:28	8:45	W, 77-62
MONMOUTH	47 (2nd)	N/A	11-0	0	2	38:53	0:00	W, 90-44
UNCG	17 (2nd)	5 (1st)	10-0	5	5	16:52	19:45	W, 78-61
vs. Seton Hall	8 (1st)	4 (2nd)	8-0	13	11	24:19	7:40	L, 84-83 <sup>OT</sup>
UTAH	28 (2nd)	8 (1st)	13-0	2	2	33:21	5:06	W, 88-61
vs. N. Carolina	12 (2nd)	3 (1st)	5-0	2	4	35:33	2:53	W, 89-72
at Louisville	16 (2nd)	3 (1st)	11-0	3	3	36:24	1:09	W, 71-58
at Alabama								
TEXAS A&M								
VANDERBILT								
at Georgia								
at Auburn								
MISSISSIPPI ST.								
KANSAS								
at Vanderbilt								
at Florida								
SOUTH CAROLINA								
at Mississippi St.								
LSU								
TENNESSEE								
at Missouri								
AUBURN								
ARKANSAS								
at Tennessee								
at Ole Miss								
FLORIDA								
<b>BIGGEST/MOST</b>	<b>47</b>	<b>37</b>	<b>15-0</b>	<b>13</b>	<b>11</b>	<b>39:22</b>	<b>39:14</b>	
<b>TOTALS</b>						<b>340:30</b>	<b>108:18</b>	

conference championship games in his 26-year career, winning a remarkable 15 of them.

### Kentucky Picked to Win 49th SEC Title

With a mix of seasoned veterans and another crop of talented newcomers, Kentucky will once again be the hunted. Of course that's the same mantra every season, but a select panel of media confirmed the standard for 2018-19 when it voted the Wildcats to win their sixth regular-season title under 10th-year head coach John Calipari.

Should Kentucky achieve the feat, it would mark the program's 49th overall regular-season title.

It's the 14th time since the 1998-99 season the Wildcats are the overall pre-season favorite. Calipari has directed his teams to regular-season SEC crowns in 2010, 2012, 2015, 2016 and 2017. Kentucky has claimed the SEC Tournament title in each of the last four seasons and six in all, winning in 2010, 2011, 2015, 2016, 2017 and 2018.

Each school selected media members that cover their team and additional media from across the nation were selected by the conference office to comprise the voting panel. Points were compiled on a 14-13-12-11-10-9-8-7-6-5-4-3-2-1 basis. Each media member also voted for two All-SEC teams.

### Travis, Washington Tabled Preseason All-SEC

In a league as talented as it's ever been, Reid Travis and PJ Washington were tabbed preseason All-Southeastern Conference picks by both the league's coaches and the league's media.

Travis and Washington were both picked to the first team by the league's coaches. Travis was tabbed a first-team selection by the media while Washington was picked for the second team. Both players, along with Keldon Johnson, received at least one vote for the preseason pick for SEC Player of the Year by the media.

Kentucky has featured at least one player on the coaches' final All-SEC First Team since the 2006-07 season.

### Herro Collects Freshman of the Week Honors

Tyler Herro's monster performance vs. Louisville led to a number of awards this week, headlined by winning the U.S. Basketball Writers Association Freshman of the Week and NCAA.com National Player of the Week.

The USBWA honor is the first of the season for any UK player and any player from the Southeastern Conference. It is the first for a UK player since Kevin Knox claimed the honor on Jan. 28, 2018 after a 35-point performance at West Virginia.

That wasn't all for Herro after the big game vs. the Cardinals.

Herro became the third straight Kentucky freshman guard to win SEC Freshman of the Week honors. Tyler Herro hauled in this week's award after pouring in a career-high 24 points and winning Bluegrass Sports Commission MVP honors of the Kentucky-Louisville game on Saturday.

Herro was sensational and equally efficient for the Cats. The Milwaukee native scored 24 points on 10-of-13 shooting while also connecting on a career-high four 3-pointers. The win was the second in a row for UK away from home and its second against an opponent either ranked in the Associated Press Top 25 or receiving votes.

Over the last six games, Herro is averaging 16.7 points per game while shooting 50.6 percent from the floor. He's made 13 3-pointers during that stretch.

Saturday's scoring output of 24 points was two shy of UK's freshman record against the Cardinals.

He also contributed five boards, two steals, a block and an assist. In the opening 20 minutes, Herro was the catalyst to an 11-0 run that helped the Wildcats take an eight-point lead into the break. He had 12 points on 6-of-8 shooting in the opening stanza and two 3s.

The SEC honor is the first of the season for Herro but the fourth time a UK player has been named the league's top-performing freshman. Keldon Johnson has twice been named Freshman of the Week and Ashton Hagans took home the honor last week after helping UK to a win over then-No. 9/10 North Carolina. Johnson, Hagans and Herro have now hauled in the award in three consecutive weeks.

Kentucky has won more weekly SEC honors (93) than any other school during the Calipari era, including 75 SEC Freshman of the Week honors and 18 SEC Player of the Week awards.

### Camp Cal in Session

Class is still in session.

No, the players are not in school during this time of the season for the holiday break but learning and development is at its peak right now for the Wildcats during what John Calipari likes to call "Camp Cal."

During this time period, when there are no restrictions on practice hours and the Wildcats are free of any academic responsibilities, the Wildcats often practice two times a day and sometimes even three if one includes a workout session with strength and conditioning coach Rob Harris. With no responsibilities outside practice, Calipari likes the team to be together focusing on basketball for much of the break as possible.

In between practices, Calipari will sometimes have the players over to his



# NOTES

## CATS IN THE NBA

At the beginning of the 2018-19 season, 31 former Wildcats were on an opening-day roster, more than any other school in the country. The following listing is as of opening day.

Name	Team
Bam Adebayo	Miami Heat
Eric Bledsoe	Milwaukee Bucks
Devin Booker	Phoenix Suns
Isaiah Briscoe	Orlando Magic
Willie Cauley-Stein	Sacramento Kings
DeMarcus Cousins	Golden State Warriors
Anthony Davis	New Orleans Pelicans
Hamido Diallo	Oklahoma City Thunder
De'Aaron Fox	Sacramento Kings
Wenyen Gabriel	Sacramento Kings
Shai Gilgeous-Alexander	Los Angeles Clippers
Andrew Harrison	Memphis Grizzlies
Enes Kanter	New York Knicks
Michael Kidd-Gilchrist	Charlotte Hornets
Brandon Knight	Phoenix Suns
Kevin Knox	New York Knicks
Skal Labissiere	Sacramento Kings
Trey Lyles	Denver Nuggets
Jodie Meeks	Milwaukee Bucks
Darius Miller	New Orleans Pelicans
Malik Monk	Charlotte Hornets
Jamal Murray	Denver Nuggets
Nerlens Noel	Oklahoma City Thunder
Patrick Patterson	Oklahoma City Thunder
Alex Poythress	Atlanta Hawks
Julius Randle	New Orleans Pelicans
Rajon Rondo	Los Angeles Lakers
Karl-Anthony Towns	Minnesota Timberwolves
Tyler Ulis	Chicago Bulls
Jarred Vanderbilt	Denver Nuggets
John Wall	Washington Wizards

Several former Wildcats are among the NBA league leaders in the major statistical categories. Stats are through Jan. 1. Former UK players are in **BOLD**.

### Points Per Game

1. James Harden (Rockets) - 33.3
- 73. Anthony Davis (Pelicans) - 28.5**
- 12. Devin Booker (Suns) - 25.1**
- 18. Karl-Anthony Towns (Timberwolves) - 21.7**

### Rebounds Per Game

1. Andre Drummond (Pistons) - 15.0
- 4. Anthony Davis (Pelicans) - 13.0**
- 9. Karl-Anthony Towns (Timberwolves) - 12.1**
- 14. Enes Kanter (Knicks) - 10.6**
- 19. Julius Randle (Lakers) - 9.4**

### Assists Per Game

1. Russell Westbrook (Thunder) - 10.1
- 73. John Wall (Wizards) - 8.7**
- 9. De'Aaron Fox (Kings) - 7.5**
- 71. Devin Booker (Suns) - 7.1**

### Blocks Per Game

1. Myles Turner (Pacers) - 2.86
- 2. Anthony Davis (Pelicans) - 2.64**
- 12. Karl-Anthony Towns (Timberwolves) - 1.92**
- 14. Nerlens Noel (Thunder) - 1.49**

### Steals Per Game

1. Russell Westbrook (Thunder) - 2.75
- 10. Anthony Davis (Pelicans) - 1.73**
- 12. De'Aaron Fox (Kings) - 1.70**
- 20. John Wall (Wizards) - 1.53**

### Field-Goal Percentage

1. Rudy Gobert (Jazz) - .660
- 18. Enes Kanter (Knicks) - .543**
- 19. Julius Randle (Pelicans) - .541**

### 3-Pointers Made Per Game

1. Stephen Curry (Warriors) - 4.9
- 20. Devin Booker (Suns) - 2.4**

### Double-Doubles

1. Joel Embiid (76ers) - 32
- 74. Anthony Davis (Pelicans) - 25**
- 79. Karl-Anthony Towns (Timberwolves) - 23**
- 12. Enes Kanter (Knicks) - 22**
- 715. Julius Randle (Pelicans) - 19**

house to eat and rest. In the evenings, the team will go out together to eat almost every night. The team will basically eat, sleep and drink basketball during this time of the season, and it's often when Calipari's teams improve the most.

The proof is in the numbers. As successful as Calipari's teams have in the nonconference portion of their schedule this year, it's the conference season where his teams really take off. UK has won five regular-season Southeastern Conference titles in nine seasons under Calipari and another six SEC Tournament championships.

## Johnson the Catalyst?

Arguably the most dangerous component of this Kentucky team -- and perhaps one of the main reasons UK started the season No. 2 in both major polls, the sixth time under John Calipari that the Wildcats have been ranked in the top three in both polls -- is UK's depth and number of options to attack opponents. Just about any player can go for 20 or more points on any given night.

Take, for instance, PJ Washington, who already has two games of 25 or more points. Then there's Reid Travis, who has scored nearly 1,600 career points. Or Tyler Herro, who can catch fire and throw up a big number in the blink of an eye.

But to this point, the most consistent scorer has been Kedon Johnson.

That Johnson leads UK in scoring at 16.4 points per game isn't a surprise; but it's been his consistency and his efficiency that has started to turn heads.

When one considers that freshmen are typically plagued by bouts of inconsistency as they learn good shot selection and how hard it is to compete on a nightly basis at the college level, Johnson seems to be humming right along with all but one game in double figures. His lone game with single-digit scoring: nine points.

Johnson has scored 20 or more in four games this season, but more importantly, he's experiencing success without shooting a ton of balls or doing so at an inefficient rate. He's making 52.9 percent of his shots, he's averaging 5.8 free-throw attempts per game and he's arguably become Kentucky's most consistent 3-point shooter with a 43.2-percent clip.

The ability to make the 3-ball in recent weeks has elevated Johnson's game to another level. After making just six of his first 19 attempts over the first eight games, he has made 13 3-pointers over the last four games.

As of Jan. 1, Johnson is the only freshman in the country averaging at least 15 points per game, shooting at least 50 percent from the field, at least 40 percent from 3-point range and made at least 15 3s.

Calipari, who earlier in the season wondered who would step up and be the "catalyst" of this team, may have found him.

## Good or Great? Washington Shows Ability to be 'as Good as any Player'

PJ Washington has shown the ability to be a very good college player. He's also shown the ability to be an elite, first-round NBA Draft type of player. It's that difference -- from good to great -- that has John Calipari wanting more from his sophomore forward.

The latest three displays of dominance from Washington were a pair of neutral-site performances and one on the road against good competition. In New York vs. Seton Hall, Washington scored a career-high 29 points to go along with 12 rebounds, a career-high-tying four blocks and four assists. Washington ignited the Wildcats early, was Kentucky's go-to player late in the game with 16 of the Wildcats' final 33 points in regulation and overtime, and was clutch at the free-throw line, making a career-best 12 of 13 from the charity stripe.

Then vs. No. 9/10 North Carolina, Washington put his full arsenal of skills on display with a memorable all-around performance. He posted 11 points, 10 rebounds and a career-high eight assists, just missing out on the fourth triple-double in school history. He settled for his team-leading fourth double-double of the season in just 11 games.

At Louisville, Washington displayed another all-around performance. He had five points, eight boards, three assists, a steal and another career-high-tying four blocks in 34 minutes of play.

Earlier this season, Washington had a dominant three-game stretch vs. North Dakota, VMI and Winthrop in which he averaged 21.0 points, 12.0 rebounds and 2.7 assists. Included in that stretch was a 25-point game that featured a career-best four 3-pointers, back-to-back double-doubles and a career-high 18-rebound game against VMI.

All told, Washington is averaging 12.6 points on the season and a team-best 8.4 rebounds while shooting 52.5 percent from the floor. He's also posting 2.3 assists and 1.3 blocks per game.

Here's the catch: If Washington can display dominating performances like he did vs. UNC, Seton Hall, North Dakota, VMI and Winthrop, he should be doing it every game, his coach believes.

"That's who he should be the whole game," Calipari said following the Seton Hall performance. "That's who you are. Why aren't you getting 35 and 20? ... If that's who you are and you're making free throws and you're doing the things that you're doing, you're as good as any player in the country. Be that guy every night."

## It's About More Than Just Scoring

Ultimately the game of basketball is about who can score the most points, but if John Calipari was to write down some of the most important things that affect a basketball game, scoring would not be near the top of the list.

## Measurables



### Top Wing Span

1. Nick Richards - 7'5"
2. PJ Washington - 7'3"
3. Reid Travis - 7'0.25"
4. EJ Montgomery - 6'11.5"
5. Keldon Johnson - 6'8.75"

### Top Vertical

1. Immanuel Quickley - 37.0"
- T2. Johnson/Richards/Washington - 36.50"
5. Ashton Hagans - 36.0"
6. Reid Travis - 35.5"

### Top Hand Width

1. Nick Richards - 10.5"
2. PJ Washington - 10.25"
3. EJ Montgomery - 10.0"
4. Ashton Hagans - 9.75"
5. Jemarl Baker Jr. - 9.25"





No player has had a bigger impact than Ashton Hagans doing the "other" things, especially defensively. Embracing his role as a defensive stopper, he has underscored the notion that there are other ways to affect the game than just scoring the ball.

Consider this: He's averaging just 4.4 points on the season, but he's been one of the most important players in Kentucky's improved play. Take, for example, the North Carolina win. Hagans scored seven points -- one off his career high -- but his fingerprints were all over the outcome, especially on the defensive end, where he tied a school record with eight steals (previously set by Wayne Turner on Nov. 24, 1997, vs. George Washington and Rajon Rondo on Feb. 19, 2005, vs. Mississippi State).

UNC head coach and Hall of Famer Roy Williams said it best: "Ashton Hagans is 2 for 6, seven points, and I thought in some ways he was more dominating in the game than anybody."

In some ways, it was reminiscent of Anthony Davis' 2012 national championship game performance. In that game, Davis made just 1 of 10 shots but was the most dominant player on the floor because of what he did defensively. He blocked six shots, came up with three steals and grabbed 16 rebounds en route to Final Four Most Outstanding Player honors.

And it's worth noting that as Hagans' defensive stock has been on the rise, his offensive numbers have started to follow. He's scored seven or more points in four of the last six games, including a career-high 11 points at Louisville, and dished out three or more assists in all six. His minutes have gone up and he's appeared to have taken over lead point guard responsibilities.

Tyler Herro is another player who is doing more than just scoring.

Although plenty talented offensively -- he is averaging 13.3 points per game, after all -- Herro has found ways to make an impact in other areas. He's had two rebounding games of eight or more boards and three games with five or more assists.

However, it's the two games with five or more steals that's made Calipari-era history. Herro became just the second player under Calipari's tutelage to register five or more steals in a game at least twice in a season when he had five against North Dakota and another five in a win over Monmouth. The only other player to do so? John Wall, who had six against both UConn and UNC Asheville during the 2009-10 season.

## Travis a Candidate for Senior CLASS Award

Reid Travis is one of 30 candidates for the Senior CLASS Award the organization announced. Honoring student-athletes who excel both on and off the court, the candidates must be classified as an NCAA Division I senior and have notable achievements in four areas of excellence in community, classroom, character and competition to be eligible for the award.

An acronym for Celebrating Loyalty and Achievement for Staying in School, the Senior CLASS Award focuses on the total student-athlete and encourages students to use their platform in athletics to make a positive impact as leaders in their communities.

Ten finalists will be named in February and placed on the official ballot for a nationwide vote from fans, coaches and media. The winner will be announced during the 2019 NCAA Men's Final Four in Minneapolis in April.

Travis graduated from Stanford University in June with a degree in science, technology and society before transferring to Kentucky as a graduate student this summer. He is enrolled in UK's master's program in health promotion with an emphasis in sport leadership. Travis is intrigued by career aspirations in technology entrepreneurship after his time in Silicon Valley.

While at Stanford, he served the Ronald McDonald house once a month, interacting with families and serving dinner. The Cardinal became close with one particular patient, Ty from Lake Tahoe, and the squad adopted him as a member of their team. Ty spent time at practices and games while getting treatment at Stanford. Additionally, Travis has been a mainstay as a volunteer alongside his mom, Jacqueline, at their hometown church in Minneapolis. He's assisted her with setups and the organization of various meals and mass preparation.

While at Kentucky, he helps oversee the execution of UK's God's Pantry initiative as a part of his "Good Deeds" project. He is a part of the organization of stuffing bagged lunches and deliveries to local elementary schools. The entire team participated in Samaritan's Feet in the Bahamas and worked with the Salvation Army at Thanksgiving.

On the court, he is a two-time first-team All-Pac 12 selection. He was named to the National Association of Basketball Coaches All-District First Team and the U.S. Basketball Writers Association All-District team a season ago. Travis capped his career with the Cardinal having become one of just three players in program history to amass at least 1,400 career points and 700 rebounds in fewer than 100 games played. He ranked third in the Pac-12 in both scoring (19.5 points per game) and rebounding (8.7 rebounds per game) while scoring in double-figures in all but one game.

This season, Travis is averaging 14.6 points and 6.3 rebounds per game for the 10-2 Wildcats. Both of those totals rank second on the team. He's connecting on 56.0 percent of his field goals and 71.6 percent of his free throws. Just 12 games into his career with UK, he's blocked 10 shots, already the most he's had in a single season during his career.

## Baker Making up for Lost Time

Redshirt freshman guard Jemarl Baker Jr. made his much-anticipated debut vs. Seton Hall in New York. After redshirting last season and missing the first eight games of the 2018-19 season, Baker made his Kentucky debut late in the second half vs. the Pirates.

Baker did not record any statistics other than a minute of action, but it was an important minute for a player who has waited a long time to get on a college court in game action. He made his home debut against Utah and then really entered the regular rotation in a high-profile game with 15 key minutes -- a career high -- vs. No. 9/10 North Carolina and eight more at Louisville.

Although he failed to score in the win vs. the Tar Heels, he showed his scoring ability in the late action vs. Utah and with a first-half 3-pointer at Louisville. Encouraged by John Calipari to shoot when he has the opportunity, Baker drilled a pair of 3-pointers on two attempts in just two minutes vs. the Utes for his first collegiate points.

The sharpshooting guard out of Menifee, California, missed all of last season after undergoing knee surgery. He returned to full action over the summer but was withheld from game action, including the Bahamas, because of a few instances of swelling.

He averaged 17.1 points, 4.1 assists and 3.5 rebounds as a senior at Eleanor Roosevelt High School.

## Cats Trying to Shore up 3-Point Defense Woes

John Calipari-coached teams are typically among the best in the country at defending the 3-point shot.

Dating back to 2008-09 (the first season the NCAA has 3-point field-goal percentage de-

## UK's Record vs. AP Ranked Opponents and as an AP Ranked Opponent Under Cal

Kentucky (RK)	Opponent Rank																									RV	NR	TOTAL
	1	2	3	4	5	6	7	8	9	10	11	12	13	14	15	16	17	18	19	20	21	22	23	24	25			
1	-	0-1	0-1	1-0	2-0	2-0	-	2-0	1-0	-	0-1	-	-	-	2-0	1-0	1-0	-	1-0	3-0	1-0	-	-	-	6-2	46-2	69-7	
2	-	-	-	0-1	1-0	0-1	-	-	-	-	-	1-0	1-0	-	1-0	-	1-0	-	0-1	-	-	-	-	-	4-0	23-0	32-3	
3	-	-	-	1-0	-	-	-	-	0-1	-	-	1-0	-	-	-	-	-	-	-	0-1	-	-	-	-	-	1-0	17-0	20-2
4	-	0-1	-	-	-	-	-	-	-	-	-	-	-	1-0	-	-	-	-	-	-	-	-	-	1-0	1-0	6-2	9-3	
5	-	-	-	-	-	0-1	-	-	-	-	1-0	-	-	-	-	-	-	-	-	-	-	-	-	1-0	-	8-0	10-1	
6	-	-	-	-	-	-	1-0	1-0	-	0-1	-	-	-	-	-	-	-	-	1-0	-	-	-	-	-	1-0	6-0	10-1	
7	-	-	-	0-1	-	-	-	-	-	-	-	-	-	-	-	-	-	-	-	-	-	-	-	-	-	2-1	2-2	
8	-	-	-	-	-	-	-	-	-	-	-	-	1-0	-	-	-	-	-	-	-	-	-	-	0-1	2-3	11-0	14-4	
9	-	-	-	-	-	-	-	-	-	-	-	-	-	-	-	-	-	-	-	-	-	-	-	-	-	3-2	3-2	
10	-	-	-	-	-	-	-	-	-	-	-	-	0-1	-	-	-	-	-	-	-	-	-	-	-	0-3	10-1	10-5	
11	1-0	-	-	-	-	-	1-0	0-1	-	-	-	1-0	-	-	-	-	0-1	-	-	-	2-0	-	-	-	-	6-1	11-3	
12	-	-	-	-	-	-	-	-	-	-	-	-	-	-	1-0	-	-	-	-	-	-	-	-	-	1-0	1-1	3-1	
13	-	-	-	-	-	-	-	-	-	-	-	-	-	-	-	-	-	-	-	-	-	-	-	-	-	6-1	6-1	
14	-	-	0-1	-	-	-	-	-	-	-	-	-	-	-	-	-	-	-	-	-	-	-	-	-	1-1	7-1	8-3	
15	-	-	-	-	-	-	-	-	-	-	-	1-0	-	-	-	-	-	-	-	-	-	-	-	-	1-0	3-0	5-0	
16	-	-	-	-	-	-	-	-	-	-	-	-	-	-	-	1-0	-	-	-	-	-	-	-	-	2-0	4-1	7-1	
17	-	-	-	-	-	-	-	-	-	-	-	-	-	-	-	-	-	-	-	-	-	-	1-1	-	-	3-2	4-3	
18	-	-	-	-	-	-	-	-	-	-	-	-	-	-	-	-	-	-	-	-	-	0-1	-	-	3-2	4-2	7-4	
19	-	-	-	1-0	-	-	-	-	1-0	-	-	-	-	-	-	-	-	-	-	-	-	-	-	-	-	2-0	4-0	
20	-	-	-	0-1	-	-	-	-	-	-	-	-	-	-	-	-	-	-	-	-	1-0	-	-	-	-	3-1	4-2	
21	-	-	-	-	-	-	-	-	-	-	-	-	-	-	-	-	-	-	-	-	-	-	-	-	1-0	2-1	3-1	
22	-	-	-	-	-	-	-	-	-	-	-	1-0	-	-	-	-	-	-	-	-	-	-	-	-	1-0	5-1	7-1	
23	-	-	-	-	-	-	-	-	-	-	-	-	-	-	-	-	-	-	-	-	-	-	-	0-1	3-0	3-1		
24	-	-	-	-	-	-	-	-	-	-	-	-	-	0-1	-	-	-	-	-	-	-	-	-	-	0-1	0-2		
25	0-1	-	-	-	-	-	0-1	-	-	-	-	-	-	-	-	-	-	-	-	-	-	-	-	-	1-1	1-3		
RV	0-1	1-0	-	-	1-0	-	2-0	-	-	0-1	-	1-0	1-0	-	-	-	0-1	-	-	-	-	-	-	-	-	-	6-3	
NR	-	-	-	0-1	-	-	-	-	-	-	1-0	-	-	-	1-0	-	-	-	-	-	-	-	-	-	-	-	2-1	
TOTAL	1-2	1-2	0-2	3-4	4-1	2-1	4-1	3-0	2-2	1-2	1-1	4-0	5-0	1-1	1-1	4-0	3-0	1-2	1-1	1-1	4-0	3-0	1-2	1-1	1-0	Total	260-60	
																										Total	53-27	



# NOTES

## Points Per Possession

Game	Off. PPP	Def. PPP
vs. Duke	1.02	1.44
SOUTHERN ILLINOIS	1.04	0.87
NORTH DAKOTA	1.35	0.82
VMI	1.31	1.17
WINTHROP	1.10	0.94
TENNESSEE STATE	1.07	0.86
MONMOUTH	1.30	0.64
UNC GREENSBORO	1.10	0.86
vs. Seton Hall	1.06	1.08
UTAH	1.40	0.97
vs. North Carolina	0.96	0.87
at Louisville	1.15	0.94
at Alabama		
TEXAS A&M		
VANDERBILT		
at Georgia		
at Auburn		
MISSISSIPPI STATE		
KANSAS		
at Vanderbilt		
at Florida		
SOUTH CAROLINA		
at Mississippi State		
LSU		
TENNESSEE		
at Missouri		
AUBURN		
ARKANSAS		
at Tennessee		
at Ole Miss		
FLORIDA		

## Overall

UK offensive high - 1.40 vs. UTAH  
 UK offensive low - 0.96 vs. North Carolina  
 Kentucky SEC offensive high -  
 Kentucky SEC offensive low -  
 Kentucky postseason high -  
 Kentucky postseason low -

Opponent offensive high - 1.44 vs. Duke  
 Opponent offensive low - 0.64 vs. MONMOUTH  
 Opponent SEC offensive high -  
 Opponent SEC offensive low -  
 Opponent postseason high -  
 Opponent postseason low -

## Clutch Free Throws

Free-throw totals during a single-digit game with 5:00 to play or OT:

Player	FTs (Pct.)
Quade Green	4-4 (1.000)
Immanuel Quickley	4-4 (1.000)
PJ Washington	7-9 (.778)
Keldon Johnson	4-6 (.667)
Reid Travis	3-5 (.600)
Ashton Hagans	2-4 (.500)
Nick Richards	1-2 (.500)
Tyler Herro	0-1 (.000)
EJ Montgomery	0-1 (.000)

**Kentucky 25-36 (.694)**

fense statistics readily available), Calipari's last 10 teams (including his 2008-09 Memphis squad) have ranked in the top 100 in all but one season in 3-point field-goal percentage defense. Three of those have ranked in the top 10 and not a single team allowed opponents to shoot better than 32.6 percent from behind the arc.

As a matter of fact, if one factors in Calipari's teams at UK, Memphis and UMass, only two teams have ever allowed the opposition to shoot better than 35.0 percent for a season and 14 of his prior 26 teams limited the opposition to 32.0 percent or less.

It's been a different story this season.

Punctuated by VMI's historic 3-point display in the middle of November, a performance that included 19 3-pointers -- the most ever by a Kentucky opponent -- and 10 by Bubba Parham, opponents are making 38.0 percent of their long-range shots against UK and making 8.4 3-point field goals per game. Kentucky's 3-point field-goal percentage defense ranks 326th in the country (through games on Jan. 1).

Winthrop followed the historic VMI performance with 13-pointers of its own, and after a three-game improvement vs. Tennessee State, Monmouth and UNC Greensboro, Seton Hall hit 11. Four Kentucky opponents have hit 11 or more 3-pointers this season.

In other words, it doesn't just *seem* like Kentucky's foes are making more perimeter shots than they normally do; they *are*.

There is no question Kentucky needs to make some improvements on the perimeter, but perhaps there are other factors involved as well.

First, it's still fairly early in the season. Twelve games isn't a large sample size, and if history tells us anything, the numbers will return to the median. If no other Calipari team has allowed opponents to shoot better than 32.6 percent from behind the arc, chances are Kentucky's current 3-point field-goal percentage defense will continue to get better.

The other could be the opponents. Up until Monmouth, Kentucky's opponents were all 3-point-shooting-happy teams.

At the time, five of the first six opponents UK faced ranked in the top 80 in 3-point field goal percentage and three ranked in the top 20 in 3-point field goals made per game. Sometimes a good offense just beats a good defense, and though Calipari would be the first to tell you the defense needs to get significantly better, part of the early-season perimeter struggles on defense could just be buzzard's luck in scheduling good 3-point shooting teams.

UK has shown some improvements recently in defending the 3. Even with the Seton Hall performance, opponents are only shooting 32.4 percent from 3 over the last seven games.

## Cats Not Counting on the Long Ball

While Kentucky has struggled to defend the 3, it hasn't relied on it offensively even though John Calipari think this could be his best 3-point shooting team at Kentucky.

UK is generating just 23.2 percent of its points from 3-pointers, ranked 335th in the country, according to KenPom.com (through games on Jan. 1). In recent weeks, Calipari has called this more of a post-up team, and the numbers show it, as UK is taking just 17.8 3-point attempts per game.

But, it should be noted that while the numbers are low compared to the rest of the country, they're about the norm for Calipari's past Kentucky teams. There's an old expression in basketball that you live by the 3 or die by the 3, but UK has generally done neither under Calipari.

In fact, the Wildcats' 3-point field-goal attempt percentage of 30.8 percent is about average for Calipari's previous Kentucky teams, as is the make percentage of .360 (see numbers below).

Calipari would like to see his teams take between 20 to 24 3-point attempts per game. Although the season average falls below that, the Wildcats have taken more attempts in recent games. After taking 20 or more 3-point shots in just one of the first eight games, UK has taken 20 or more in its last four, including a season-high 26 vs. North Carolina.

UK has made 27 3-pointers over its last three games.

Year	Pct. of Attempts that were 3s	3-Point FG Pct.
2009-10:	.313	.331 (lowest)
2010-11:	.324 (highest)	.397 (highest)
2011-12:	.265	.378
2012-13:	.293	.346
2013-14:	.276	.332
2014-15:	.271	.349
2015-16:	.310	.366
2016-17:	.316	.353
2017-18:	.258 (lowest)	.357
2018-19:	.308	.360

## Cats Cleaning the Glass

Although this Kentucky team isn't quite as long in the frontcourt as some of John Calipari's more recent teams, it has rebounded the ball in dominating fashion this season.

UK has corralled 153 offensive rebounds on the season and snared 18 or more offensive rebounds against Southern Illinois, North Dakota and VMI. The Cats have hauled in double-digit offensive rebounds in nine of 12 games.

That rate has propelled the Wildcats to third in KenPom.com's rankings for offensive rebounding percentage at 40.8 percent (through games on Jan. 1). The dominance on the offensive glass has enabled the Wildcats to average 12.6 second-chance points per game.

Prior to the Utah game, Kentucky had outrebounded its last eight opponents by a combined 138 rebounds, an average of plus-17.3 per game. It was the best eight-game stretch under Calipari. For the season, UK is plus-141. The 11.8 per game rebounding margin ranks fifth in the country (through games on Jan. 1).

After an off rebounding night vs. Utah, Kentucky returned to its season dominance by outrebounding North Carolina, which entered the Dec. 22 game as best offensive rebounding team in the country, by 10. UK limited the Tar Heels to just five offensive boards.

Three Wildcats are averaging 5.5 rebounds or more per game, but sophomore PJ Washington has led the way with 8.4 boards per game. He's grabbed seven or more rebounds in nine of the 10 nine games, including double-figure outings in back-to-back games vs. VMI and Winthrop.

Washington grabbed a career-high 18 boards in the win over VMI with seven offensive boards and 11 on the defensive end.

The remarkable thing is Washington's 18-rebound game isn't even the best of the season. Against Southern Illinois, Nick Richards gobbled up a career-high 19 rebounds -- exactly what SIU totaled as a team -- to help lift Kentucky to a plus-29 margin on the boards. According to Big Blue History, a comprehensive fan website, it's the first time in school history a UK player has recorded as many rebounds as the opponent.

Richards had nine boards on the offensive end vs. SIU -- tied for the most in the Calipari era -- and 10 on the defensive end. The 19 total boards were the most by a Wildcat since Michael Kidd-Gilchrist had 19 in a win over Louisville on Dec. 31, 2011.

The two games by Washington and Richards marked the first time since the 2011-12 season that two different Wildcats have hauled in 18 or more in the same season. Kidd-Gilchrist (19 vs. Louisville) and Anthony Davis (18 vs. Chattanooga on Dec. 17, 2011) were the last tandem to turn the trick.

This team has the makings to be Calipari's best rebounding team at Kentucky. The 2013-14 team, led by 10.4 boards a game from freshman Julius Randle, ranked second in the country with a plus-9.4 rebound margin. The 2009-10 team had the best per-game average of 41.7, just above this season's 39.3 mark.

## Taking Advantage of Free Points

Kentucky has been increasingly impressive on the boards, but offensively one of its strengths has been its success at the free-throw line. UK is earning 23.7 percent of its points at the charity stripe and connecting at a 74.4-percent rate. Kentucky's free-throw rate is ranked 23rd in the country, according to KenPom.com (through games on Jan. 1), while its make percentage is 47th in the nation.

Five players are shooting 71.4 percent or better, led by freshman Immanuel Quickley's 85.7 percent.

Kentucky's strong performance at the line isn't relegated to its success rate of makes, but also the frequency in which the Cats are getting to the line and the number of makes per game. Through 12 games, Kentucky is traveling to the line an average of 26.4 times a game. The Wildcats are making an average of 19.7 a game. The opposition is averaging 10.7 makes on an average of 15.5 trips a game.

John Calipari's best free-throw shooting team at Kentucky shot 72.6 percent in 2014-15. The 2013-14 squad averaged the most trips (28.7) and makes (19.5) per game under Calipari's tutelage.

## Big-Game Cal, Cats

John Calipari's teams aren't just good against the best teams in the country, they're great. Not only does Kentucky have a 53-27 record (.663) vs. Associated Press Top 25 teams, UK is 5-4 when both teams are ranked in the AP top five under Calipari.

All-time, Calipari is 11-8 when both teams are ranked in the AP top five. When both teams are ranked in the AP Top 25, Calipari's all-time record is 76-50, including a 45-23 mark at Kentucky. When both are ranked in the top 10 he has a 24-16 record, including 13-9 at UK.





## National Domination

It took 117 seasons of basketball to do, but Kentucky has finally pulled off the rare and impressive feat of having defeated a team from all 50 states in the country.

North Dakota was the lone state from which the Wildcats had never played an opponent (nor, obviously, beaten one). UK finally had the opportunity in November and took care of business with a 96-58 win.

North Dakota is one of five states UK has played only once, the other four being Delaware, New Mexico, South Dakota and Vermont.

Tennessee -- not Kentucky -- is the state that UK has played more games, won more contests and dropped more matchups against than any other state because of Southeastern Conference rivals Tennessee and Vanderbilt.

## Cats Deliver the Knockout Punch

UK is 243-5 (.980) in the John Calipari era when leading by at least 10 points at any time in the contest.

When Kentucky failed to put away South Carolina in 2017-18 after leading by as many as 14 points in the second half, it was the first time the Wildcats let a double-digit lead wind up in a loss since losing two such games in the 2015-16 campaign.

UK also blew two double-digit leads during the 2012-13 season. Four of the five losses have been to conference opponents.

Perhaps most impressive of all is that 70.7 percent of games Calipari has coached in at Kentucky have produced 10-point leads at some point during the game for UK. The Wildcats have led by 10 points or more in a whopping 85.3 percent of Calipari's 285 career wins at Kentucky.

## Taking Care of Business

Kentucky's 53-27 record vs. opponents ranked in the Associated Press Top 25 in John Calipari's tenure is impressive, but the Wildcats' ability to beat all-comers can't be overlooked. Under Calipari, UK is 232-39 vs. unranked competition, an .856 winning percentage.

## Bounce Back

The Wildcats don't lose very often during the John Calipari era, but when they do, they almost always bounce back. UK improved to 46-12 under Calipari following a loss with a win over Utah.

The Wildcats have only lost back-to-back games 12 times during the Calipari era with three of those losses having come during a four-game losing streak from Feb. 3-14, 2018. That was the first four-game losing streak under Calipari.

Previously, the last time UK lost four games in a row was in February 2009, when the Wildcats dropped four straight games to end the regular season. It's the first time Calipari had lost four straight since the end of the 2004-05 season at Memphis.

## Always Efficient

According to Ken Pomeroy's calculations on kenpom.com, UK's teams under John Calipari have consistently ranked among the most efficient teams in the country per possession.

Year	Offense (Rank)	Defense (Rank)	Overall
2019	115.6 (12)	93.6 (28)	13th
2018	115.8 (24)	95.4 (22)	17th
2017	119.1 (12)	91.4 (7)	4th
2016	120.4 (5)	98.0 (53)	6th
2015	119.3 (5)	86.5 (2)	1st
2014	117.6 (10)	96.9 (41)	11th
2013	108.8 (42)	99.1 (129)	42nd
2012	122.9 (2)	88.2 (9)	1st
2011	118.1 (7)	90.4 (15)	6th
2010	116.1 (15)	86.2 (6)	3rd

*through games on Jan. 1*

## Hold Them to 55 Points, 40 Percent

Defense has always been a recipe for success for the Wildcats under John Calipari. The special ingredient: 55 points. UK is a perfect 65-0 under Calipari when holding the opponent to 55 points or fewer. The Wildcats are 159-7 (.958) under Calipari when limiting the opponent to 63 points or less. Kentucky's 61-59 loss to Tennessee in 2017-18 snapped a 60-game winning

streak when holding the opponent to 63 or less.

Kentucky has also fared well when it keeps its opponents to less than a 40-percent field-goal clip from the floor. UK is 168-15 (.918) against opponents under Calipari when its field-goal percentage is 40 percent or lower.

## Calipari Plans to Redshirt for 2018-19

Junior Brad Calipari plans to redshirt for the 2018-19 season. If he doesn't play this season, he will have two seasons of eligibility remaining. He will continue to practice and travel with the team.

The two-time Southeastern Conference Academic Honor Roll member is on track to graduate in three years with a degree in communication. After that he plans to pursue graduate school.

Calipari has played in 27 career games in his first two seasons as a Wildcat and has recorded 11 points and five rebounds. He played in five of UK's six exhibition games in the preseason, totaling three points, three rebounds and two assists in 40 minutes. He played eight minutes vs. Transylvania but did not appear in the final tune-up against Indiana University of Pennsylvania.

## Best in the Bluegrass

Kentucky has been dominant against teams in the state under John Calipari. With Saturday's win over Louisville, Kentucky is 17-2 against in-state foes with Calipari at the helm.

The mark also includes a 10-2 mark vs. Louisville. Two of the victories over the Cardinals came in postseason play. UK had its four-game winning streak snapped in 2016-17 but has won all five meetings played in Rupp Arena, including a 29-point blowout in 2017-18, the third-biggest margin of victory in the history of the series. Louisville's two wins have come by a combined six points.

Here's a list of the meetings between the state's two premier programs since Calipari took over at UK:

- Jan. 2, 2010 - UK won 71-62 at Rupp Arena
- Dec. 31, 2010 - UK won 78-63 at the KFC Yum! Center
- Dec. 31, 2011 - UK won 69-62 at Rupp Arena
- March 31, 2012 - UK won 69-61 at the Superdome (NCAA Final Four in New Orleans)
- Dec. 29, 2012 - Louisville won 80-77 at the KFC Yum! Center
- Dec. 28, 2013 - UK won 73-66 at Rupp Arena
- March 28, 2014 - UK won 74-69 at Lucas Oil Stadium (NCAA Sweet 16 in Indianapolis)
- Dec. 27, 2014 - UK won 58-50 at the KFC Yum! Center
- Dec. 26, 2015 - UK won 75-73 at Rupp Arena
- Dec. 21, 2016 - Louisville won 73-70 at the KFC Yum! Center
- Dec. 29, 2017 - UK won 90-61 at Rupp Arena
- Dec. 29, 2018 - UK won 71-58 at the KFC Yum! Center

## Keep a Watchful Eye on These Cats

Stocked full of some of the nation's top talent, a handful of Wildcats are on a number of national preseason watch lists:

- Tyler Herro - Jerry West Award (Naismith Memorial Basketball Hall of Fame's best shooting guard)
- Keldon Johnson - John R. Wooden Award (Los Angeles Athletic Club National Player of the Year), Citizen Naismith Trophy (Atlanta Tipoff Club NPOY), Julius Erving Award (HOF's best small forward)
- Nick Richards - Kareem Abdul-Jabbar Award (HOF's best center)
- PJ Washington - National Association of Basketball Coaches Division I Player of the Year, John R. Wooden Award, Citizen Naismith Trophy, Karl Malone Award (HOF's best power forward)
- Reid Travis - NABC Division I Player of the Year, John R. Wooden Award, Citizen Naismith Trophy, Karl Malone Award (HOF's best power forward), Senior CLASS Award

## Kentucky Signs Allen, Maxey

The first two dominoes of what expects to be another stellar Kentucky recruiting class fell this week with the official commitments of highly coveted prospects Tyrese Maxey and Don-taie Allen.

Both signed national letters of intent during the fall signing period and will be eligible to play for Kentucky starting with the 2019-20 season.

Maxey is a consensus top-10 player and a five-star prospect. Allen was a fast-riser in the recruiting rankings this summer and is a four-star prospect.

## 2018-19 Lineup Comparison

A breakdown of Kentucky's most used lineups, including a breakdown of each lineup's +/- statistics:

Most Frequent Lineups	Total Minutes	Points For	Points Against	+/-	+/- per 40 min.
Hagans, Johnson, Herro, Travis, Washington	70:27	168	142	+26	+14.76
Johnson, Herro, Travis, Washington, Quickley	44:26	84	71	+13	+11.70
Johnson, Herro, Travis, Richards, Quickley	23:31	48	48	00	0.00
Johnson, Herro, Washington, Quickley, Montgomery	18:34	46	31	+15	+32.32
Hagans, Johnson, Herro, Travis, Montgomery	16:47	38	38	0	0.00
Johnson, Herro, Washington, Richards, Quickley	16:26	36	27	+9	+21.91
Johnson, Herro, Travis, Quickley, Montgomery	15:55	40	19	+21	+52.77
Johnson, Travis, Washington, Green, Quickley	14:46	32	9	+23	+62.30
Hagans, Johnson, Washington, Green, Montgomery	13:04	30	25	+5	+15.31
Hagans, Johnson, Travis, Green, Montgomery	12:30	16	30	-14	-44.80



# NOTES

In every season in the Calipari era, the Wildcats have signed a top-three recruiting class according to the Recruiting Services Consensus Index, which tallies major recruiting rankings and plugs them into a formula to calculate a consensus ranking.

UK can only comment on prospective student-athletes who have signed official paperwork to play at Kentucky.

- Allen - At 6-foot-6, 200 pounds, Allen is a wing player by definition because of his ability to play both the guard and forward positions. His ability to shoot and handle the ball bodes well for where the game is trending towards, but he'll also pose matchup problems for smaller defenders because of his athleticism and size. He dominated the Kentucky high school scene during his junior season, averaging 31.8 points and 11.4 rebounds for Pendleton. He shot 59.1 percent from the floor and 39.6 percent from 3-point range. He's ranked as high as No. 54 by Rivals. He's the first player from the state of Kentucky to sign a national letter of intent with UK since Dominique Hawkins and Derek Willis, who were both part of the class of 2013 (current freshman Zan Payne joined the team as a walk-on in the spring and did not sign an NLI)
- Maxey - A combo guard out of Garland, Texas, Maxey is a gifted scorer. He averaged 22.5 points, 7.0 rebounds, 3.1 assists and 2.3 steals per game last season while leading South Garland High School to the state semifinals. He was one of the leading scorers on the Nike summer circuit this past season. At 6-foot-4, 185 pounds, Maxey can play both guard positions because of his ability to put the ball in the basket, but he projects as a lead guard at the next level. Maxey is ranked as high as No. 7 overall by ESPN and No. 9 by Rivals. 247 Sports tabs him as the 10th-best overall player in his class. Perhaps his crowning prep achievement to this point was leading USA Basketball to a gold medal at the 2018 FIBA Americas Championship. With Maxey's contributions, Team USA posted a 6-0 record in St. Catharines, Canada. Maxey averaged 8.8 points and 2.0 rebounds during the run

## Forever Young

When PJ Washington, Quade Green (who has now transferred) and Nick Richards, three key pieces on the 2017-18 Southeastern Conference Tournament championship team, decided to return for their sophomore seasons, it marked a big boost in returning talent.

The trio accounted for 2,224 minutes, 905 points, 434 rebounds, 157 assists and 64 blocks a season ago. They combined for 80 starts in 2017-18. That's a lot by the John Calipari era standard.

As a matter of fact, throw in the returning reserves Brad Calipari and Jonny David and UK returned its highest percentage of minutes (33.1 percent), points (32.0 percent) and rebounds (30.6) since the 2014-15 team that went 38-1 and advanced to the Final Four. And that's not even factoring in a graduate transfer (Reid Travis) with more than 100 career starts.

But, to call this team experienced would be inaccurate -- at least according to Ken Pomeroy's experience rankings.

A year after checking in with the least amount of experience in the history of the KenPom.com rankings, UK is near the bottom once again.

Through the first 12 games of the season, Kentucky ranks 350 out of 353 teams in terms of experience with an average age of 0.68 years. It's the second-least experienced Power 5 team in the country, according to KenPom.

And according to one NCAA survey, UK is one of just 16 schools with one or fewer scholarship players that are seniors or graduate transfers. That same survey revealed that Kentucky is tied nationally for the second-most players who are sophomores or younger on scholarship.

Having said all that, it does rank as one of Calipari's most experienced teams at Kentucky, and that's important. Every team but one in the Calipari era has made the NCAA Tournament, but Calipari's best teams have always combined young talent with a few returning pieces.

The 2009-10 squad with John Wall and DeMarcus Cousins had veteran Patrick Patterson. The 2010-11 Final Four team had DeAndre Liggins and Josh Harrellson. The 2011-12 national championship team boasted three key returners in Terrence Jones, Doron Lamb and Darius Miller. The 2013-14 national runner-up squad featured Alex Poythress and Willie Cauley-Stein. And then the 2014-15 team that nearly ran the table had both Poythress and Cauley-Stein back again in addition to Andrew and Aaron Harrison and Dakari Johnson.

## Kentucky's Schedule as Good as it Gets

Kentucky's schedule is always among the toughest in the country but this season's might be the best of the John Calipari era.

UK faced the likes of Duke (Nov. 6) in Indianapolis in the State Farm Champions Classic, Seton Hall (Dec. 8) in Madison Square Garden in the Citi Hoops Classic, Utah (Dec. 15) in Rupp Arena, North Carolina (Dec. 22) in Chicago in the CBS Sports Classic and concluded December with a road game at Louisville (Dec. 29). UK will also face Kansas (Jan. 26) in Rupp Arena as a part of the SEC/Big 12 Challenge.

And that's just the nonconference slate.

The Southeastern Conference featured eight teams in the NCAA Tournament a season ago. UK will play three of those teams twice.

The Wildcats will face 16 teams that played in the postseason in 2018, including 12 in the NCAA Tournament. UK's competition combined to go 526-356 (.596) last season.

Thirteen teams finished the 2017-18 season with an RPI in the top 50 and seven ended the season in one of the major two polls.

Kentucky's nonconference schedule will see the Wildcats play in premier venues such as the United Center in Chicago (vs. UNC), Bankers Life Fieldhouse in Indianapolis (vs. Duke) and Madison Square Garden in New York (vs. Seton Hall), plus a difficult road game at Louisville.

Five of UK's nonconference opponents played in the NCAA Tournament last season. According to a survey among NCAA schools, that's tied for the third most in the country.

Seven Kentucky opponents entered the 2018-19 season ranked in the Associated Press Top 25, including four top-10 opponents in Kansas (1), Duke (4), Tennessee (6) and North Carolina (8). Four more teams sit just outside the top 25 and received votes.

## UK Leads Nation with 31 Players on NBA Rosters

Every year the numbers gets bigger and wilder, but the bottom line remains the same: No school can match the Kentucky men's basketball team's ability to develop players and put them in the NBA.

A whopping 31 players on NBA opening-day rosters (including two-way, inactive and suspension lists) played and finished their college basketball careers at the University of Kentucky, the nation's most prolific NBA player-producing program in the country. UK's 31 players were once again the most of any college basketball program, beating the next-closest school (Duke with 25) by six players.

Of the 31 players in the NBA to start the 2018-19 season, 6.3 percent played and finished their college basketball careers at UK. There are actually fewer teams without a Wildcat (11) than there are NBA teams featuring Wildcats (19).

Kentucky's NBA dominance was best represented in Sacramento, Denver, New Orleans and Oklahoma City, where a combined 13 Wildcats now play at the highest level of the game. Former UK stars Willie Cauley-Stein, De'Aaron Fox, Wenyen Gabriel and Skal Labissiere call Sacramento their home; Trey Lyles, Jamal Murray and Jarrod Vanderbilt play for Denver; Anthony Davis, Darius Miller and Julius Randle are in New Orleans; and Hamidou Diallo, Nerlens Noel and Patrick Patterson suit up for OKC.

Three other franchises -- the Milwaukee Bucks (Eric Bledsoe, Jodie Meeks) the Charlotte Hornets (Michael Kidd-Gilchrist, Malik Monk) and the New York Knicks (Enes Kanter, Kevin Knox) -- opened the season with at least two Wildcats apiece.

Of the 31 Wildcats on an opening-day NBA roster, head coach John Calipari has coached 29 of them. With Tyreke Evans (Indianapolis Pacers) and Derrick Rose (Minnesota Timberwolves), who played for Calipari at Memphis, Calipari has coached 31 players on 2018-19 opening-day rosters.

Using figures compiled by basketball-reference.com and spotrac.com, Calipari-coached players only (which includes Rose and Evans but not Meeks or Rondo) have amassed nearly \$1.9 billion in career NBA contracts (\$1.87 billion). In the nine seasons Calipari has been the head coach at Kentucky, his players have totaled more than \$1.5 billion in NBA contracts.

In just the 2018-19 season alone, UK players are slated to make almost \$190 million. Calipari-coached players only (which includes Rose and Evans but not Meeks or Rondo) will make nearly \$195 million.

Among the most noteworthy performances of the season so far:

- Fox not only posted his first career triple-double on Nov. 1, he became the youngest player in league history to record 30 or more points, 15 or more assists, and 10 or rebounds in a game. He joined LeBron James as the only players in NBA history to record 30-point triple-doubles before their 21st birthday
- Devin Booker hit the game-winning shot at the buzzer vs. the Memphis Grizzlies on Nov. 4
- Kanter became the first Knick since 1970-71 to record 20 points and 20 rebounds off the bench with his 23-point, 24-rebound effort vs. the Bulls on Nov. 5
- Murray just missed out on becoming the eighth former Calipari player to score 50 or more points in a game with a career-high 48 points vs. the Celtics on Nov. 5
- Randle recorded a triple-double vs. the San Antonio Spurs on Nov. 19. In the process, he became just the fourth player in NBA history to record a triple-double in 25 minutes or less
- Davis reached 10,000 points on Nov. 21, becoming the eighth-youngest player to reach the milestone
- Kanter recorded his fourth career 20-20 game as a Knick on Nov. 25. He's one of eight players to have done it four times with the Knicks
- Knox scored 26 points off the bench on Dec. 1 to become the youngest player in franchise history to score 20 or more points
- On Dec. 9, Knox joined LeBron James as just the second player in NBA history with at least 25 points and 15 rebounds as a teenager. He also became just the second Knick rookie over the last 35 years with 25 points and 15 rebounds in a game
- Davis tallied his 15th career 40-point, 15-rebound effort on Dec. 10. Only Shaquille O'Neal (19) has more over the last 35 years in the NBA
- On Dec. 16, John Wall became the second player in Washington's history to have multiple career games with 40 or more points and 10 or more assists
- On Dec. 28, Davis scored 48 points and had 17 rebounds, marking his ninth career game with 45-plus points and 15-plus boards. It's the most of any player since the ABA-NBA merger. Shaquille O'Neal is second with seven such games. Davis has amassed 48-plus points and 17-plus boards four times in his career. Since 2004, the entire NBA has combined to amass those numbers just once

## Four Drafted in 2018; Five Make NBA Rosters

Kentucky's aforementioned presence in the NBA was bolstered by yet another strong NBA Draft. Four players -- Hamidou Diallo (45th), Shai Gilgeous-Alexander (11th), Kevin Knox (ninth) and Jarrod Vanderbilt (41st) were all selected in the 2018 NBA Draft.

Wenyen Gabriel went undrafted but proved himself worthy of a chance with a team with a great summer of workouts and NBA Summer League showing. Ultimately the Sacramento Kings signed him to a two-way deal.

In nine seasons with John Calipari at the helm, Kentucky has churned out three No. 1 selections, 26 first-rounders, 19 lottery picks and 35 total players in the NBA Draft. The 35 draft picks are nearly twice as many as the next school (Duke). With another surge of first-round picks, Kentucky has more first-round selections (36) than any other school in the NBA lottery era (since 1985).

## Davis Inducted into UK Athletics Hall of Fame

Anthony Davis was inducted into the UK Athletics Hall of Fame as a member of the 2017 class in September.

Davis led UK to the 2012 national championship with one of the most dominating seasons



by a freshman in college basketball history. A winner of virtually every major national award, Davis was tabbed, among others: National Player of the Year, NCAA Final Four Most Outstanding Player, NCAA Consensus First Team All-American, National Freshman of the Year, Southeastern Conference Player of the Year, SEC Defensive Player of the Year and SEC Freshman of the Year.

The 2011-12 Wildcat guided UK to a 38-2 record and an SEC regular-season championship while shattering the single-season school record for blocks in a season with 186, which ranks as the fourth in NCAA history.

Davis was selected No. 1 overall in the 2012 NBA Draft and is now in his seventh season in the league. He's a five-time NBA All-Star, a three-time All-NBA First Team member, the 2017 NBA All-Star MVP and a 2012 Olympic gold medalist.

## Success Rate

The Wildcats received an NCAA award in the spring of 2018 for placing in the top 10 percent of all men's basketball teams in the country in the NCAA's annual Academic Progress Rate. UK scored a perfect 1,000.

It's the fourth straight year the men's basketball team received the award and the fifth time since 2009.

The APR provides a real-time look at a team's academic success by the progress of each student-athlete on scholarship. The APR measures academic eligibility, retention and graduation. The scores are a four-year composite, covering the 2013-14 through 2016-17 school years.

Every Division I sports team across the nation calculates its APR each academic year, similar to a report card. Scholarship student-athletes each semester earn one point for remaining eligible and one point for staying in school or graduating.

UK has received a perfect 1,000 mark in each of the last five single-year APR rates. The NCAA cut score to compete in the 2017-18 postseason is a 930 four-year APR. Teams scoring below 930 can face consequences intended to direct additional focus on academics. Those penalties can include practice restrictions and playing-season reductions.

## Kentucky to Remain in Champions Classic through 2022

The State Farm Champions Classic, perhaps the signature annual event of the college basketball regular season, will continue through 2022 with Kentucky a part of it.

The Champions Classic, a neutral-site doubleheader featuring UK, Duke, Kansas and Michigan State, has added three more years to the current series, which was played in Indianapolis this season and New York next year. The additional three years will bring the event back to Chicago in 2020, New York in 2021 and Indianapolis in 2022.

UK, which played Duke this season at Bankers Life Fieldhouse in Indianapolis to tip off the season, will get Michigan State in 2019, Kansas in 2020, Duke in 2021 and Michigan State in 2022.

The event has been one of the most-watched collegiate events since its inception in 2011 with millions of fans tuning in every year. The series, which pits four programs that have a combined 18 national championships, 56 Final Four appearances and four Naismith Memorial Basketball Hall of Fame coaches, has been tightly bunched. Duke leads the pack with a 5-3 record, UK and Kansas are tied at 4-4, and Michigan State trails with a 3-5 mark.

Kentucky is also still a part of the CBS Sports Classic, which is currently under contract through 2019. UK will play North Carolina on Dec. 22 in Chicago as a part of that series and Ohio State on Dec. 21, 2019, in Las Vegas.

## Green Transfers from Kentucky

Sophomore guard Quade Green has decided to transfer from the University of Kentucky. Green notified Kentucky of his decision last week and will have the ability to transfer to any school without any restrictions, per NCAA rules.

"I have loved my time at Kentucky and love Coach Cal and the staff," Green said. "This was a difficult decision and one I didn't take lightly. However, after talking with my family and the coaching staff, I just felt like it was best that I explore other opportunities for my athletic and academic future. I have enjoyed my time at Kentucky and I'll never forget the Big Blue Nation for its love and its support."

Green appeared in 43 games for the Wildcats over parts of two seasons, averaging 9.0 points and 2.6 assists per game. He was third on the 2017-18 team as a freshman with 41 3-pointers and had made 11 of 26 this season (42.3 percent).

The Philadelphia native started 13 of 34 games in 2017-18 and was averaging 17.8 minutes per game this season. He played a key role on the 2018 Southeastern Conference Tournament championship team, topping double figures 17 times, including six of his final 11 games played. He had three or more assists in 17 games last season. Green hit the game-winning layup in a comeback victory vs. Vanderbilt.

"I met with Quade yesterday and we talked through a lot of different things," UK men's basketball head coach John Calipari said. "The thing that struck me most is what a great kid Quade is. He felt like he was in a position that he couldn't overcome and he had the maturity to come in and sit down and talk through it with me."

"Quade has my full support with this decision. We haven't had many kids leave, but when we do, we always support them and, in just about every case, stay in touch with each other. I hope that will be the case with Quade."

Green scored in double figures in four games this season, including a season-high 17 points

with three 3-pointers vs. VMI. He made a career-high four 3-pointers vs. Monmouth and dished out three or more assists in five games this season.

## Wins vs. Losses

Result	FG%	Opp. FG%	3-Pt. FG%	Opp 3-Pt. FG%	FT%	RPG	APG	TOPG	BPG	SPG	PPG	Opp PPG
Wins	.504	.403	.384	.364	.739	39.7	14.4	14.0	5.8	7.5	83.0	63.1
Losses	.438	.507	.243	.442	.765	37.5	15.5	15.0	6.0	2.0	83.5	101.0





# KENTUCKY BY THE NUMBERS

Date	Opponent	Result	Points	Rebounds	Blocks	Steals	Assists
N.6	#4/3 Duke <sup>1</sup>	L, 118-84	Johnson - 23	Herro - 9	Herro - 2 <sup>^</sup>	Johnson - 1	Herro - 5
N.9	<b>SOUTHERN ILLINOIS</b>	W, 71-59	Two tied - 15	Richards - 19 <sup>^</sup>	Richards - 3 <sup>^</sup>	Quickley - 2	Two tied - 3
N.14	<b>NORTH DAKOTA</b> <sup>2</sup>	W, 96-59	Washington - 25 <sup>^</sup>	Johnson - 10 <sup>^</sup>	Two tied - 2 <sup>^</sup>	Herro - 5 <sup>^</sup>	Green - 5 <sup>^</sup>
N.18	<b>VMI</b> <sup>2</sup>	W, 92-82	Travis - 22	Washington - 18 <sup>^</sup>	Montgomery - 3 <sup>^</sup>	Two tied - 2 <sup>^</sup>	Hagans - 4 <sup>^</sup>
N.21	<b>WINTHROP</b> <sup>2</sup>	W, 87-74	Washington - 19 <sup>^</sup>	Washington - 11 <sup>^</sup>	Two tied - 2 <sup>^</sup>	Washington - 3 <sup>^</sup>	Herro - 7 <sup>^</sup>
N.23	<b>TENNESSEE STATE</b> <sup>2</sup>	W, 77-62	Johnson - 27 <sup>^</sup>	Travis - 9 <sup>^</sup>	Two tied - 2 <sup>^</sup>	Washington - 2 <sup>^</sup>	Green - 4 <sup>^</sup>
N.28	<b>MONMOUTH</b>	W, 90-44	Herro - 16 <sup>^</sup>	Two tied - 8 <sup>^</sup>	Richards - 3 <sup>^</sup>	Herro - 5 <sup>^</sup>	Two tied - 3 <sup>^</sup>
D.1	<b>UNC GREENSBORO</b>	W, 78-61	Travis - 22 <sup>^</sup>	Travis - 12 <sup>^</sup>	Four tied - 1	Hagans - 3 <sup>^</sup>	Hagans - 3 <sup>^</sup>
D.8	Seton Hall <sup>3</sup>	L, 84-83 <sup>OT</sup>	Washington - 29 <sup>^</sup>	Washington - 12 <sup>^</sup>	Washington - 4 <sup>^</sup>	Travis - 2	Two tied - 4
D.15	<b>UTAH</b>	W, 88-61	Johnson - 24 <sup>^</sup>	Montgomery - 5	Washington - 3 <sup>^</sup>	Two tied - 2 <sup>^</sup>	Hagans - 7 <sup>^</sup>
D.22	North Carolina <sup>4</sup>	W, 80-72	Johnson - 21 <sup>^</sup>	Washington - 10 <sup>^</sup>	Two tied - 2 <sup>^</sup>	Hagans - 8 <sup>^</sup>	Washington - 8 <sup>^</sup>
D.29	at Louisville	W, 71-58	Herro - 24 <sup>^</sup>	Washington - 8	Washington - 4 <sup>^</sup>	Hagans - 3 <sup>^</sup>	Two tied - 3
J. 5	at Alabama*						
J. 8	<b>TEXAS A&amp;M</b> *						
J. 12	<b>VANDERBILT</b> *						
J. 15	at Georgia*						
J. 19	at Auburn*						
J. 22	<b>MISSISSIPPI STATE</b> *						
J. 26	<b>KANSAS</b> <sup>5</sup>						
J. 29	at Vanderbilt*						
F. 2	at Florida*						
F. 5	<b>SOUTH CAROLINA</b> *						
F. 9	at Mississippi State*						
F. 12	<b>LSU</b> *						
F. 16	<b>TENNESSEE</b> *						
F. 19	at Missouri*						
F. 23	<b>AUBURN</b> *						
F. 26	<b>ARKANSAS</b> *						
M. 2	at Tennessee*						
M. 5	at Ole Miss*						
M. 9	<b>FLORIDA</b> *						

All games in **BOLD CAPS**; \*SEC game, ^ game high  
 1 - Champions Classic (Bankers Life Fieldhouse | Indianapolis)  
 2 - Ohio Valley Hardwood Showcase (Rupp Arena)  
 3 - CITI Sports Classic (Madison Square Garden | New York)  
 4 - CBS Sports Classic (United Center | Chicago)  
 5 - SEC/BIG 12 Challenge (Rupp Arena)

Points	Rebounds	Blocks	Steals	Assists
Johnson - 5	Washington - 6	Richards - 6	Hagans - 4	Hagans - 7
Washington - 3	Herro - 2	Montgomery - 5	Herro - 3	Green - 4
Herro - 2	Travis - 2	Washington - 4	Washington - 3	Washington - 3
Travis - 2	Johnson - 1	Herro - 2	Green - 1	Herro - 2
Quickley - 1	Montgomery - 1	Hagans - 1	Johnson - 1	
	Richards - 1	Richards - 1	Quickley - 1	
		Travis - 1	Travis - 1	

## Comparing the Calipari Era

A look at the statistics throughout the John Calipari era following 12 games ...

Year	FG%	Opp. FG%	3-Pt. FG%	FT%	RPG	Assists	TOs.	Blocks	Steals	Points	PPG	Record
2018-19	.493	.423	.360	.744	39.3	175	170	70	79	997	83.1	10-2
2017-18	.494	.400	.368	.692	40.1	193	176	71	79	978	81.5	10-2
2016-17	.484	.401	.332	.683	42.7	229	138	82	85	1117	93.1	10-2
2015-16	.470	.402	.317	.671	39.8	164	156	74	78	937	78.1	10-2
2014-15	.475	.300	.314	.659	41.6	208	135	104	102	921	76.8	12-0
2013-14	.482	.381	.317	.675	44.1	152	156	89	49	978	81.5	9-3
2012-13	.489	.386	.369	.633	38.8	190	150	92	93	940	78.3	8-4
2011-12	.499	.349	.367	.692	41.3	176	147	112	90	987	82.2	11-1
2010-11	.464	.378	.412	.687	41.2	160	132	79	68	966	80.5	10-2
2009-10	.501	.379	.421	.697	42.5	194	198	95	87	981	81.8	12-0



# MISCELLANEOUS STATS

## Team Leaders

NO.	NAME	GAME LEADERS					GAMES WITH							
		PTS.	REBS.	BLKS.	ASSTS.	STLS.	10+ PTS	20+ PTS	10+REBS	3+ASSTS	3+BLKS	3+STLS	3+3s	DOUBLE-DOUBLE
0	Quade Green	- (3)	- (1)	-	4 (11)	1 (5)	4 (21)	- (1)	-	5 (22)	-	1 (1)	2 (6)	-
2	Ashton Hagans	-	-	1 (1)	7 (7)	4 (4)	1 (1)	-	9 (9)	-	3 (3)	-	-	
3	Keldon Johnson	5 (5)	1 (1)	-	-	1 (1)	11 (11)	4 (4)	2 (2)	1 (1)	1 (1)	2 (2)	2 (2)	
4	Nick Richards	- (1)	1 (9)	6 (18)	-	-	1 (8)	- (1)	1 (2)	-	2 (6)	-	- (1)	
5	Immanuel Quickley	1 (1)	-	-	-	1 (1)	3 (3)	-	2 (2)	-	-	-	-	
10	Jonny David	-	-	-	-	-	-	-	-	-	-	-	-	
12	Brad Calipari	-	-	- (1)	-	-	-	-	-	-	-	-	-	
13	Jemarl Baker Jr.	-	-	-	-	-	-	-	-	-	-	-	-	
14	Tyler Herro	2 (2)	2 (2)	2 (2)	2 (2)	3 (3)	9 (9)	1 (1)	-	4 (4)	-	2 (2)	3 (3)	
21	Zan Payne	-	-	-	-	-	-	-	-	-	-	-	-	
22	Reid Travis*	2 (38)	2 (51)	1 (12)	- (3)	1 (16)	9 (78)	4 (32)	1 (32)	1 (6)	- (2)	- (5)	- (1)	
23	EJ Montgomery	-	1 (1)	5 (5)	-	-	1 (1)	-	-	1 (1)	-	-	-	
25	PJ Washington	3 (9)	6 (13)	4 (15)	3 (6)	3 (13)	5 (28)	2 (4)	4 (7)	5 (13)	3 (5)	1 (4)	1 (1)	

Career total in (parentheses); \*Includes Stanford career

### Starting Lineups

Guard	Guard	G/F	Forward	Forward	Games	W-L
Hagans	Herro	Johnson	Washington	Travis	5	3-2
Quickley	Herro	Johnson	Washington	Travis	4	4-0
Quickley	Herro	Johnson	Washington	Richards	2	2-0
Quickley	Herro	Johnson	Washington	Montgomery	1	1-0

Starter	Games Started	Wins	Losses
Hagans	5	3	2
Herro	12	10	2
Johnson	12	10	2
Montgomery	1	1	0
Quickley	7	7	0
Richards	2	2	0
Travis	9	7	2
Washington	12	10	2

### Streaks

Overall	Won 3
Unranked AP teams anywhere	Won 2
Ranked AP teams anywhere	Won 1
Home	Won 11
Home AP ranked teams	Lost 1
Home AP unranked teams	Won 13
Home SEC	Won 3
Home nonconference	Won 17
Home AP ranked SEC	Lost 1
Home AP unranked SEC	Won 5
Home AP ranked nonconference	Lost 1
Home AP unranked nonconference	Won 51
Road	Won 1
Road AP ranked teams	Lost 1
Road AP unranked teams	Won 1
Road SEC	Lost 1
Road nonconference	Won 2
Road AP ranked SEC	Lost 5
Road AP unranked SEC	Lost 1
Road AP ranked nonconference	Won 1
Road AP unranked nonconference	Won 1
Neutral	Won 1
Neutral AP ranked teams	Won 1
Neutral AP unranked teams	Lost 2
Neutral SEC	Won 12
Neutral nonconference	Won 1
Neutral AP ranked SEC	Won 3
Neutral AP unranked SEC	Won 11
Neutral AP ranked nonconference	Won 1
Neutral AP unranked nonconference	Lost 2

### Win-Loss Margins

Margin	Games Won	Games Lost
1	1	
2		
3		
4		
5		
6		
7		
8	1	
9		
10	1	
11		
12	1	
13	2	
14		
15	1	
16		
17	1	
18		
19		
20		
21		
22		
23		
24		
25+	3	1

### Dunk Tracker

Player	Dunks in 2018-19	Dunks in Career
PJ Washington	11	51
Nick Richards	8	36
Keldon Johnson	9	9
EJ Montgomery	9	9
Reid Travis	7	7 (UK only)
Tyler Herro	2	2
Ashton Hagans	1	1

### Fast Facts

Shooting Percentage	.493
Avg. Assists Per Game	14.6
Points Off Turnovers	20.2
Second-Chance Points	12.6
Points in the Paint	38.0
Fast Break Points	12.5
Bench Points	21.8
Points Per Possession	1.158
Avg. Time of Possession	16.5

### How UK Scored Its First Points

Player	Dunk/Layup	Jumper	3PT	FT
Hagans	1			
Herro	1	1		
Johnson		2	3	
Quickley				1
Travis				1
Washington	2			

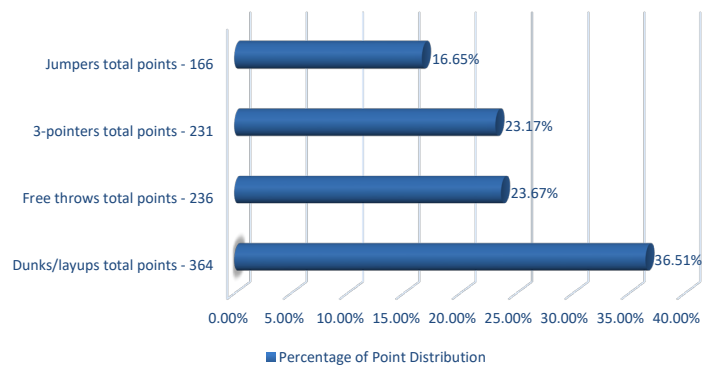
### Kentucky's Record When

KENTUCKY RECORD	ALL	SEC
Leading at halftime:	9-1	0-0
Tied at the half:	0-0	0-0
Trailing at halftime:	1-1	0-0
Shoot > 50%:	5-0	0-0
Shoot < 50%:	5-2	0-0
Shoot higher % than opp.:	10-0	0-0
Shoot lower % than opp.:	0-2	0-0
Opp. shoot worse than 50%:	10-1	0-0
Opp. shoot 50% or higher:	0-1	0-0
Score less than 60 points:	0-0	0-0
Score 60-69 points:	0-0	0-0
Score 70-79 points:	4-0	0-0
Score 80-89 points:	3-2	0-0
Score 90-99 points:	3-0	0-0
Score 100+ points:	0-0	0-0
Opp. score less than 60 pts.:	4-0	0-0
Opp. score 60-69 pts.:	3-0	0-0
Opp. score 70-79 pts.:	2-0	0-0
Opp. score 80-89 points:	1-1	0-0
Opp. score 90-99 points:	0-0	0-0
Opp. score 100+ points:	0-1	0-0
Outrebounded opponent:	9-1	0-0
Outrebounded by opponent:	1-1	0-0
Equal number of rebounds:	0-0	0-0
Fewer turnovers than opp.:	6-1	0-0
Same turnovers as opp.:	2-0	0-0
More turnovers than opp.:	2-1	0-0
Make 8 or more 3-pointers:	3-0	0-0
Make 7 or fewer 3-pointers:	7-2	0-0
Games decided by 5 or fewer:	0-1	0-0
Overtime games:	0-1	0-0

KENTUCKY RECORD	ALL	SEC
On CBS:	1-0	0-0
On ESPN/ESPN2/ESPNU:	3-1	0-0
On FOX:	0-1	0-0
On SEC Network/(+):	6-0	0-0
vs. SEC at Home:	0-0	0-0
vs. SEC on Road:	0-0	0-0
Games vs. AP ranked opp.:	1-1	0-0
Games following a loss:	2-0	0-0
Games following a win:	8-1	0-0
More points in the paint:	8-1	0-0
Fewer/Same points in the paint:	2-1	0-0
More bench points than opp.:	5-0	0-0
Fewer or same bench pts.:	5-2	0-0
More 2nd-chance points:	7-0	0-0
Fewer or same 2nd chance pts.:	3-2	0-0
More or same points off TOs:	7-0	0-0
Fewer points off TOs:	3-2	0-0
On Monday:	0-0	0-0
On Tuesday:	0-1	0-0
On Wednesday:	3-0	0-0
On Thursday:	0-0	0-0
On Friday:	2-0	0-0
On Saturday:	4-1	0-0
On Sunday:	1-0	0-0
In November:	6-1	0-0
In December:	4-1	0-0
In January:	0-0	0-0
In February:	0-0	0-0
In March:	0-0	0-0
In April:	0-0	0-0

### How the Cats are Scoring

#### Percentage of Point Distribution



# THE LAST TIME UK ...

## INDIVIDUALS

### SCORING

**Scored 25 points:** PJ Washington (29) vs. Seton Hall, 12/8/18  
**Scored 30 points:** Shai Gilgeous-Alexander (30) vs. Vanderbilt, 1/30/18  
**Scored 35 Points:** De'Aaron Fox (39) vs. UCLA, 3/24/17  
**Scored 40 points:** Malik Monk (47) vs. North Carolina, 12/17/16  
**Scored 45 points:** Malik Monk (47) vs. North Carolina, 12/17/16  
**Scored 50 points:** Jodie Meeks (54) at Tennessee, 1/13/09  
**Scored 55 points:** Never  
**Two players had 20 points:** Keldon Johnson (21), Reid Travis (20), vs. North Carolina, 12/22/18  
**Three players had 20 points:** DeMarcus Cousins (27)/John Wall (21)/Patrick Patterson (20) vs. Sam Houston State, 11/19/09  
**Two players had 30 points:** Patrick Patterson (33) and Jodie Meeks (32) vs. Tennessee State, 12/22/08  
**Scored 20 points in two straight games:** Keldon Johnson (2) 12/15/18 - 12/22/18  
**Scored 20 points in three straight games:** Kevin Knox (3) 2/20/18 - 2/28/18  
**Scored 20 points in four straight games:** Malik Monk (4) 11/23/16 - 12/3/16  
**Scored 20 points in five straight games:** Jamal Murray (12) 2/2/16 - 3/12/16  
**Scored 20 points in six straight games:** Jamal Murray (12) 2/2/16 - 3/12/16  
**Scored 20 points in seven straight games:** Jamal Murray (12) 2/2/16 - 3/12/16  
**Scored 20 points in eight straight games:** Jamal Murray (12) 2/2/16 - 3/12/16  
**Scored 20 points in nine straight games:** Jamal Murray (12) 2/2/16 - 3/12/16  
**Scored 20 points in 10 straight games:** Jamal Murray (12) 2/2/16 - 3/12/16  
**Scored 20 points in 11 straight games:** Jamal Murray (12) 2/2/16 - 3/12/16  
**Scored 20 points in 12 straight games:** Jamal Murray (12) 2/2/16 - 3/12/16  
**Scored 20 points in 15 straight games:** Dan Issel (18) 12/1/69 - 2/7/70  
**Scored 25 points in three straight games:** Tayshaun Prince (3) 3/11/01-3/17/01  
**Scored 30 points in two straight games:** Jodie Meeks vs. Appalachian State (46) 12/20/08; vs. Tennessee State (32) 12/22/08  
**Scored 30 points in three straight games:** Dan Issel (6) 2/14/70 - 3/2/70  
**Scored in double figures in 10 straight games:** Shai Gilgeous-Alexander (10) 2/20/18-3/22/18  
**Scored in double figures in 15 straight games:** Malik Monk (30) 11/11/16-2/28/17  
**Scored in double figures in 20 straight games:** Malik Monk (30) 11/11/16-2/28/17  
**Scored in double figures in 25 straight games:** Malik Monk (30) 11/11/16-2/28/17  
**Scored in double figures in 30 straight games:** Malik Monk (30) 11/11/16-2/28/17  
**Scored in double figures in 33 straight games:** Jamal Murray (34) 11/17/15 - 3/19/16  
**Scored in double figures in 34 straight games:** Jamal Murray (34) 11/17/15 - 3/19/16  
**Scored in double figures in 35 straight games:** Kenny Walker (36) 11/14/85 - 3/22/86  
**Five players scored in double figures:** PJ Washington (19), Tyler Herro (15), Keldon Johnson (13), Quade Green (11), Nick Richards vs. Winthrop, 11/21/18  
**Six players scored in double figures:** Kevin Knox (21), Shai Gilgeous-Alexander (14), Quade Green (12), PJ Washington (12), Hamidou Diallo (11), Jarred Vanderbilt (11) vs. Missouri, 2/24/18  
**Seven players scored in double figures:** Randolph Morris (17), Kelenna Azubuike (15), Patrick Sparks (14), Chuck Hayes (12), Rajon Rondo (11), Ravi Moss (10) and Rameel Bradley (10) vs. Mississippi State 2/19/05,  
**Four players with 15 or more points:** Kevin Knox (22), Quade Green (18), Shai Gilgeous-Alexander (17), Wenyen Gabriel (15) vs. Ole Miss, 2/28/18

### DOUBLE-DOUBLES

**Double-double:** PJ Washington (11 points, 10 rebounds) vs. North Carolina, 12/22/18  
**Triple-double:** Isaiah Briscoe (19 points, 11 rebounds, 10 assists) at Ole Miss, 12/29/16  
**20-10 (rebs) game:** PJ Washington (29 points, 12 rebounds)

vs. Seton Hall, 12/8/18  
**20-10 (assts) game:** De'Aaron Fox (24 points, 10 assists) vs. North Carolina, 12/17/16  
**20-15 game:** Nick Richards (25 points, 15 rebounds) vs. Fort Wayne, 11/22/17  
**30-10 game:** Tayshaun Prince (33 points, 11 rebounds) vs. Tennessee State, 12/22/98  
**Back-to-back 20-10 games:** Julius Randle (3) 11/8/13 - 11/10/13  
**Three straight 20-10 games:** Julius Randle (3) 11/8/13 - 11/12/13  
**Double-double in points and rebs.:** PJ Washington (11 points, 10 rebounds) vs. North Carolina, 12/22/18  
**Double-double in points and assists:** Isaiah Briscoe (19 points, 10 assists) at Ole Miss, 12/29/16  
**Double-double in points and blocks:** Never  
**Double-double in points and steals:** Never  
**Double-double in two consecutive games:** PJ Washington (19 p, 18 r) vs. VMI, 11/18/18; (19 p, 11 r) vs. Winthrop, 11/21/18  
**Double-double in three consecutive games:** - Julius Randle (19 p, 15 r) vs. Kansas State, 3/21/14; (13 p, 10 r), vs. Wichita State, 3/23/14; (15 p, 12 r), vs. Louisville, 3/28/14; (16 p, 11 r), vs. Michigan, 3/30/14  
**Double-double in four consecutive games:** Julius Randle (19 p, 15 r) vs. Kansas State, 3/21/14; (13 p, 10 r), vs. Wichita State, 3/23/14; (15 p, 12 r), vs. Louisville, 3/28/14; (16 p, 11 r), vs. Michigan, 3/30/14  
**Double-double in five consecutive games:** Julius Randle (14 p, 10 r) at Arkansas, 2/27/14; (10 p, 15 r) at South Carolina (3/1/14); (12 p, 11 r) vs. Alabama, (3/4/14); (16 p, 10 r) at Florida, (3/8/14); (17 p, 16 r) vs. LSU, (3/14/14); (12 p, 11 r) vs. Georgia, (3/15/14)  
**Double-double in six consecutive games:** Julius Randle (14 p, 10 r) at Arkansas, (2/27/14); (10 p, 15 r) at South Carolina (3/1/14); (12 p, 11 r) vs. Alabama, (3/4/14); (16 p, 10 r) at Florida, (3/8/14); (17 p, 16 r) vs. LSU, (3/14/14); (12 p, 11 r) vs. Georgia, (3/15/14)  
**Double-double in seven consecutive games:** Julius Randle (7) 11/18/13-11/27/13  
**Double-double in 10 consecutive games:** Jim Andrews, 1972-73 season  
**Two players record double-doubles:** Reid Travis (22 points, 12 rebounds), Keldon Johnson (13 points, 11 rebounds) vs. UNC Greensboro, 12/1/18  
**Three players record double-doubles:** DeMarcus Cousins (19 pts, 14 rebs)/Patrick Patterson (19 pts, 10 rebs)/John Wall (18 pts, 10 rebs) at Mississippi State, 2/16/10  
**Four players record double-doubles:** Jack Givens (30 pts, 13 rebs)/Kyle Macy (16 pts, 10 assts)/Mike Phillips (22 pts, 18 rebs)/Rick Robey (23 pts, 13 rebs) vs. Southern Methodist, 11/26/77  
**Five players record double-doubles:** Never

### FIELD GOALS

**Made 12 FG in a game:** Shai Gilgeous-Alexander (12) vs. Vanderbilt, 1/30/18  
**Made 15 FG in a game:** Malik Monk (18) vs. North Carolina, 12/17/16  
**Made 16 FG in a game:** Malik Monk (18) vs. North Carolina, 12/17/16  
**Made 17 FG in a game:** Malik Monk (18) vs. North Carolina, 12/17/16  
**Made 18 FG in a game:** Malik Monk (18) vs. North Carolina, 12/17/16  
**Made 19 FG in a game:** Dan Issel (19) vs. Alabama, 2/23/70  
**Made 20 FG in a game:** Dan Issel (23) vs. Ole Miss, 2/7/70  
**Made 21 FG in a game:** Dan Issel (23) vs. Ole Miss, 2/7/70  
**Made 22 FG in a game:** Dan Issel (23) vs. Ole Miss, 2/7/70  
**Made 23 FG in a game:** Dan Issel (23) vs. Ole Miss, 2/7/70  
**Made 24 FG in a game:** Never  
**Attempted 17 FG in a game:** Tyler Herro (17) vs. North Carolina, 12/22/18  
**Attempted 18 FG in a game:** Kevin Knox (18) at Arkansas, 2/20/18  
**Attempted 19 FG in a game:** Shai Gilgeous-Alexander (19) vs. Vanderbilt, 1/30/18  
**Attempted 20 FG in a game:** De'Aaron Fox (20) vs. UCLA, 3/24/17  
**Attempted 25 FG in a game:** Malik Monk (28) vs. North Carolina, 12/17/16

### 3-POINTERS

**Made 5 3-pointers in a game:** Keldon Johnson (6) vs. Utah, 12/15/18  
**Made 6 3-pointers in a game:** Keldon Johnson (6) vs. Utah, 12/15/18  
**Made 7 3-pointers in a game:** Wenyen Gabriel (7) vs. Ala-

bama, 3/10/18  
**Made 8 3-pointers in a game:** Malik Monk (8) vs. North Carolina, 12/17/16  
**Made 9 3-pointers in a game:** Jodie Meeks (10) at Tennessee, 1/13/09  
**Made 10 3-pointers in a game:** Jodie Meeks (10) at Tennessee, 1/13/09  
**Made 11 3-pointers in a game:** Never  
**Attempted 10 3-pointers in a game:** Malik Monk (11) vs. Georgia, 1/31/17  
**Attempted 15 3-pointers in a game:** Jodie Meeks (15) at Tennessee, 1/13/09  
**Attempted 16 3-pointers in a game:** Derrick Miller (16) vs. LSU 2/15/90  
**Attempted 17 3-pointers in a game:** Derrick Miller (19) vs. Kansas 12/6/89  
**Attempted 18 3-pointers in a game:** Derrick Miller (19) vs. Kansas 12/6/89  
**Attempted 19 3-pointers in a game:** Derrick Miller (19) vs. Kansas 12/6/89  
**Attempted 20 3-pointers in a game:** Never  
**Made a 3-pointer in 10 straight games:** Kevin Knox (10), 2/10/18-3/11/18  
**Made a 3-pointer in 15 straight games:** Jamal Murray (36), 11/13/15 - 3/19/16, Derek Willis (17), 1/12/16 - 3/17/16  
**Made a 3-pointer in 20 straight games:** Jamal Murray (36), 11/13/15 - 3/19/16  
**Made a 3-pointer in 30 straight games:** Jamal Murray (36), 11/13/15 - 3/19/16  
**Made two 3-pointers in 10 straight games:** Kevin Knox (11), 2/10/16 - 3/11/18  
**Made three 3-pointers in 10 straight games:** Gerald Fitch (20) 1/14/03 - 3/23/03  
**Made three 3-pointers in 15 straight games:** Gerald Fitch (20) 1/14/03 - 3/23/03  
**Made three 3-pointers in 20 straight games:** Gerald Fitch (20) 1/14/03 - 3/23/03  
**Made three 3-pointers in 25 straight games:** Keith Bogans (29) 3/14/02 - 2/26/03

### FREE THROWS

**Made 8 FT in a game:** PJ Washington (12), vs. Seton Hall, 12/8/18  
**Made 9 FT in a game:** PJ Washington (12), vs. Seton Hall, 12/8/18  
**Made 10 FT in a game:** PJ Washington (12), vs. Seton Hall, 12/8/18  
**Made 11 FT in a game:** PJ Washington (12), vs. Seton Hall, 12/8/18  
**Made 12 FT in a game:** PJ Washington (12), vs. Seton Hall, 12/8/18  
**Made 13 FT in a game:** Keldon Johnson (13), vs. Tennessee State, 11/23/18  
**Made 14 FT in a game:** Tyler Ulis (14) at Arkansas, 1/21/16  
**Made 15 FT in a game:** Rodrick Rhodes (16) vs. Ole Miss 1/18/95  
**Made 16 FT in a game:** Rodrick Rhodes (16) vs. Ole Miss 1/18/95  
**Made 17 FT in a game:** Dwight Anderson (18) vs. Mississippi State 2/12/79  
**Made 18 FT in a game:** Dwight Anderson (18) vs. Mississippi State 2/12/79  
**Made 18 FT in a game:** Never  
**Attempted 10 FT in a game:** PJ Washington (11), vs. North Carolina, 12/22/18  
**Attempted 15 FT in a game:** Keldon Johnson (18), vs. Tennessee State, 11/23/18  
**Attempted 20 FT in a game:** PJ Washington (20) vs. Kansas State, 3/22/18  
**Attempted 25 FT in a game:** Never

### REBOUNDS

**15 Rebs:** PJ Washington (18) vs. VMI, 11/18/18  
**16 Rebs:** PJ Washington (18) vs. VMI, 11/18/18  
**17 Rebs:** PJ Washington (18) vs. VMI, 11/18/18  
**18 Rebs:** PJ Washington (18) vs. VMI, 11/18/18  
**19 Rebs:** Nick Richards (19) vs. Southern Illinois, 11/9/18  
**20 Rebs:** Jared Prickett (20) vs. Arkansas 2/9/94  
**25 Rebs:** Mike Phillips (28) vs. Tennessee 1/10/76  
**30 Rebs:** Cotton Nash (30) vs. Ole Miss 2/8/64  
**34 Rebs:** Bob Burrow (34) vs. Temple 12/10/55  
**35 Rebs:** Never  
**10+ Rebs in three consecutive games:** Julius Randle (4) 3/21/14 - 3/30/14  
**10+ Rebs in four consecutive games:** Julius Randle (4) 3/21/14 - 3/30/14  
**10+ Rebs in five consecutive games:** Julius Randle (10)





# THE LAST TIME UK ...

2/12/14 - 3/15/14

**10+ Rebs in six consecutive games:** Julius Randle (10) 2/12/14 - 3/15/14

**10+ Rebs in seven consecutive games:** Julius Randle (10) 2/12/14 - 3/15/14

**10+ rebs in eight consecutive games:** Julius Randle (10) 2/12/14 - 3/15/14

**10+ rebs in nine consecutive games:** Julius Randle (10) 2/12/14 - 3/15/14

**10+ rebs in 10 consecutive games:** Julius Randle (10) 2/12/14 - 3/15/14

**Two players had 10 rebounds:** Reid Travis (12) and Keldon Johnson (11) vs. UNC Greensboro, 12/1/18

**Three players had 10 rebounds:** Michael Kidd-Gilchrist (19), Terrence Jones (11), Anthony Davis (10) vs. Louisville, 12/31/11

## ASSISTS

**6 assists:** PJ Washington (8) vs. North Carolina, 12/22/18

**7 assists:** PJ Washington (8) vs. North Carolina, 12/22/18

**8 assists:** PJ Washington (8) vs. North Carolina, 12/22/18

**9 assists:** Shai Gilgeous-Alexander (9) vs. Georgia, 3/9/18

**10 assists:** Shai Gilgeous-Alexander (10) vs. Ole Miss, 2/28/18

**11 assists:** Isaiah Briscoe (11) at Ole Miss, 12/29/16

**12 assists:** De'Aaron Fox (12) vs. Stephen F. Austin, 11/11/16

**13 assists:** Tyler Ulis (14) vs. LSU, 3/5/16

**14 assists:** Tyler Ulis (14) vs. LSU, 3/5/16

**15 assists:** John Wall (16) vs. Hartford, 12/29/09

**16 assists:** John Wall (16) vs. Hartford, 12/29/09

**16 assists:** Never

**5+ assists in four consecutive games:** De'Aaron Fox (6) 11/15/16 - 12/3/16

**8+ assists in two consecutive games:** Shai Gilgeous-Alexander (2) 3/9/18 - 3/10/18

## BLOCKS

**4 blocks:** PJ Washington (4) at Louisville, 12/29/18

**5 blocks:** Skal Labissiere (6) vs. Stony Brook, 3/17/16

**6 blocks:** Skal Labissiere (6) vs. Stony Brook, 3/17/16

**7 blocks:** Karl-Anthony Towns (7) vs. Vanderbilt, 1/20/15

**8 blocks:** Willie Cauley-Stein (9) vs. Boise State, 12/10/13

**9 blocks:** Willie Cauley-Stein (9) vs. Boise State, 12/10/13

**10 blocks:** Nerlens Noel (12) at Ole Miss, 1/29/13

**11 blocks:** Nerlens Noel (12) at Ole Miss, 1/29/13

**12 blocks:** Nerlens Noel (12) at Ole Miss, 1/29/13

**13 blocks:** Never

## STEALS

**4 steals:** Ashton Hagans (8) vs. North Carolina, 12/22/18

**5 steals:** Ashton Hagans (8) vs. North Carolina, 12/22/18

**6 steals:** Ashton Hagans (8) vs. North Carolina, 12/22/18

**7 steals:** Ashton Hagans (8) vs. North Carolina, 12/22/18

**8 steals:** Ashton Hagans (8) vs. North Carolina, 12/22/18

**9 steals:** Never

## MINUTES

**Played every minute:** PJ Washington (40) vs. Kansas State, 3/22/18

**Played 40+ minutes:** Keldon Johnson (43) vs. Seton Hall, 12/8/18

**Played more than 50 minutes:** Patrick Patterson (50) vs. Vanderbilt, 1/12/08

## FOULS

**Fouled out:** Keldon Johnson vs. North Carolina, 12/22/18

**Two players fouled out:** Jarred Vanderbilt, Wenyen Gabriel, at Texas A&M, 2/10/18

**Three players fouled out:** Hamidou Diallo, Wenyen Gabriel, Nick Richards at South Carolina, 1/16/18

**Four players fouled out:** Skal Labissiere, Marcus Lee, Alex Poythress, Derek Willis at Kansas, 1/30/16

**Technical foul:** John Calipari, vs. North Carolina, 12/22/18

## TEAM

### WINS/LOSSES

**Won 10 straight games:** 14, 2/7/17 - 3/24/17

**Won 20 straight games:** 38, 11/14/14 - 3/28/15

**Won 30 straight games:** 38, 11/14/14 - 3/28/15

**Won 40 straight games:** Never

**Lost consecutive games:** 4, 2/3/18 - 2/14/18

**Lost three straight games:** 4, 2/3/18 - 2/14/18

**Lost four straight games:** 4, 2/3/18 - 2/14/18

**Lost five straight games:** 5, 12/23/89 - 1/6/90

**Lost 10 straight games:** Never

## STARTS

**Started four freshmen:** EJ Montgomery, Keldon Johnson, Immanuel Quickley, Tyler Herro vs. VMI, 11/18/18

**Started five freshmen:** Hamidou Diallo, Shai Gilgeous-Alexander, Kevin Knox, Nick Richards, PJ Washington vs. Kansas State, 3/22/18

## SCORING

**Scored 90 or more points:** 92 vs. Monmouth, 11/28/18 (W, 90-44)

**Scored 90 or more points (SEC game):** 96 vs. Ole Miss, 2/28/18 (W, 96-78)

**Scored 100 or more points:** 107 vs. UIC, 11/26/17 (W, 107-73)

**Scored 100 or more points (SEC game):** 100 vs. Texas A&M, 1/3/17 (W, 100-58)

**Scored 110 or more points:** 115 vs. Arizona State, 11/28/16 (W, 115-69)

**Scored 110 or more points (SEC game):** 110 vs. Auburn, 2/21/15 (W, 110-75)

**Scored 120 or more points:** 120 vs. Vanderbilt, 2/7/96 (W, 120-81)

**Scored 120 or more points (SEC game):** 120 vs. Vanderbilt, 2/7/96 (W, 120-81)

**Scored 130 or more points:** 143 vs. Georgia, 2/27/56 (W, 143-66)

**Scored 140 or more points:** 143 vs. Georgia, 2/27/56 (W, 143-66)

**Scored 150 or more points:** Never

**Scored less than 50 points:** 48 vs. Vanderbilt, 3/15/13 (L, 64-48)

**Scored 100 points in two consecutive games:** vs. Cleveland State (11/23/16), vs. UT Martin (11/25/16), vs. Arizona State (11/28/16)

**Scored 100 Points in three consecutive games:** vs. Cleveland State (11/23/16), vs. UT Martin (11/25/16), vs. Arizona State (11/28/16)

**Scored 100 points in consecutive SEC games:** 2/27/56-3/3/56

## SHOOTING PERCENTAGES

**Shot 70% from the field:** .722 vs. Mississippi St., 2/15/86

**Shot 65% from the field:** .667 vs. UIC, 11/26/17

**Shot 30% or less from the field:** .281 at Texas A&M (1/10/15)

**Allowed 50% shooting:** .544 vs. Duke, 11/6/18

**Allowed 60% shooting:** .640 by Florida, 3/4/07

**Allowed 30% or less shooting:** .276 by Monmouth, 11/28/18 (16-58)

**Allowed 20% or less shooting:** .197 by Montana State, 11/23/14 (12-61)

## FREE THROWS

**Shot 90% or better from FT line:** 90.0 (9-10) vs. Wisconsin (4/4/15)

**Shot 100% from FT Line:** 11-11 vs. Florida, 2/7/12

**Shot 50% or less from FT line:** .471 (8-17) at Texas A&M, 2/10/18

**Attempted 40 FT:** vs. Tennessee State (41), 11/23/18

**Attempted five or less FT:** vs. South Carolina (4) 1/21/06

**Made 30 FT:** 30 vs. Auburn, 3/14/15 (30-35)

## 3-POINTERS

**Hit 0 3-pointers:** 0 vs. Davidson, 3/15/18 (0-6)

**Hit 10 3-pointers:** 12 vs. Utah, 12/15/18 (12-21)

**Hit 11 3-pointers:** 12 vs. Utah, 12/15/18 (12-21)

**Hit 12 3-pointers:** 12 vs. Utah, 12/15/18 (12-21)

**Hit 13 3-pointers:** 13 vs. Texas A&M, 1/3/17 (13-25)

**Hit 14 3-pointers:** 15 vs. Georgia, 3/1/12 (15-27)

**Hit 15 3-pointers:** 15 vs. Georgia, 3/1/12 (15-27)

**Hit 16 3-pointers:** 16 vs. UNC-Asheville, 12/23/96 (16-33)

**Hit 17 3-pointers:** 20 vs. LSU, 3/4/95 (20-35)

**Hit 18 3-pointers:** 20 vs. LSU, 3/4/95 (20-35)

**Hit 19 3-pointers:** 20 vs. LSU, 3/4/95 (20-35)

**Hit 20 3-pointers:** 20 vs. LSU, 3/4/95 (20-35)

**Hit 21 3-pointers:** 21 vs. North Carolina, 12/27/89 (21-48)

**Hit 22 3-pointers:** Never

## SCORING MARGINS

**Won game by 50 points or more:** 58 vs. Montana State (W, 86-28) 11/23/14

**Won game by 60 points or more:** 62 vs. Vanderbilt (W, 106-44) 3/5/03

**Won game by 70 points or more:** 74 vs. Tennessee-Martin (W, 124-50) 11/26/94

**Lost game by 30 points or more:** 34 vs. Duke (L, 118-84) 11/6/18

**Lost game by 40 points or more:** 41 at Vanderbilt (L, 93-52) 2/12/08

**Lost game by 50 points or more:** 55 at Kansas (L, 150-95) 12/9/89

**Lost game by 60 points or more:** 70 vs. Central (L, 87-17) 1/28/1910

**Lost game by 70 points or more:** 70 vs. Central (L, 87-17) 1/28/1910

**Game decided by one point:** vs. Seton Hall, 12/8/18 (L, 84-83 OT)

**Game decided by two points:** vs. Tennessee, 2/3/18 (L, 61-59)

**Game decided by three points:** vs. Kansas State, 3/22/18 (L, 61-58)

**Two consecutive games decided by one point:** vs. North Carolina (W, 73-72) 12/3/11 and at Indiana (L, 73-72) 12/10/11

**Three consecutive games decided by one point:** Never

**Two consecutive games decided by two points:** at Ole Miss (L, 71-69) 2/1/11 and Florida (L, 70-68) 2/5/11

**Came back from 10-point deficit for win:** W, 87-72 at Arkansas (2/20/18); Trailed by 11 at 11-0 (17:71 in 1st)

**Came back from 11-point deficit for win:** W, 87-72 at Arkansas (2/20/18); Trailed by 11 at 11-0 (17:71 in 1st)

**Came back from 12-point deficit for win:** W, 83-81 (OT) vs. Vanderbilt (1/30/18); Trailed by 14 at 45-31 (15:23 in 2nd)

**Came back from 13-point deficit for win:** W, 83-81 (OT) vs. Vanderbilt (1/30/18); Trailed by 14 at 45-31 (15:23 in 2nd)

**Came back from 14-point deficit for win:** W, 83-81 (OT) vs. Vanderbilt (1/30/18); Trailed by 14 at 45-31 (15:23 in 2nd)

**Came back from 15-point deficit for win:** W, 83-76 at West Virginia (1/27/18); Trailed by 17 at 40-23 (18:57 in 2nd)

**Came back from 16-point deficit for win:** W, 83-76 at West Virginia (1/27/18); Trailed by 17 at 40-23 (18:57 in 2nd)

**Came back from 17-point deficit for win:** W, 83-76 at West Virginia (1/27/18); Trailed by 17 at 40-23 (18:57 in 2nd)

**Came back from 18-point deficit for win:** W, 73-67 vs. Vanderbilt (2/28/17); Trailed by 19 at 25-6 (8:03 in 1st)

**Came back from 19-point deficit for win:** W, 73-67 vs. Vanderbilt (2/28/17); Trailed by 19 at 25-6 (8:03 in 1st)

**Came back from 20-point deficit for win:** W, 82-79 at Vanderbilt (2/22/97); Trailed by 22 at 40-18 (3:51 in 1st)

**Came back from 30-point deficit for win:** W, 99-95 at LSU (2/15/94); Trailed by 31 at 68-37 (15:34 in 2nd)

**Came back from 31-point deficit for win:** W, 99-95 at LSU (2/15/94); Trailed by 31 at 68-37 (15:34 in 2nd)

## REBOUNDS

**Pulled down 50 rebounds:** 53 (15-38) vs. Troy, 11/20/17

**Pulled down 55 rebounds:** 59 (20-39) vs. Arizona State, 11/28/16

**Pulled down 60 rebounds:** 62 (19-43) vs. Morehead State, 12/16/96

## OVERTIME GAMES

**Played an overtime game:** vs. Seton Hall, 12/8/18 (L, 84-83 OT)

**Won an overtime game:** vs. Vanderbilt, 1/30/18 (W, 83-81 OT)

**Played an SEC overtime game:** vs. Vanderbilt, 1/30/18 (W, 83-81 OT)

**Won an SEC overtime game:** vs. Vanderbilt, 1/30/18 (W, 83-81 OT)

**Lost an overtime game:** vs. Seton Hall, 12/8/18 (L, 84-83 OT)

**Lost an SEC overtime game:** at Texas A&M, 2/20/16 (L, 79-77 OT)

**Played an overtime game in SEC Tournament:** vs. Texas A&M, 3/13/16 (W, 82-77 OT)

**Won an overtime game in SEC Tournament:** vs. Texas A&M, 3/13/16 (W, 82-77 OT)

**Played two overtimes:** at Texas A&M, 1/10/15 (W, 70-64 2ot)

**Played three overtimes:** vs. Temple 12/7/57 (W, 85-83)

**Played four overtimes:** Never played four overtime game

**Played consecutive games that went to overtime:** 1/6/15 vs. Ole Miss (W, 89-86) and 1/10/15 at Texas A&M (70-64)



# THE LAST TIME A UK OPPONENT ...

## INDIVIDUALS

### SCORING

**Scored 25 points:** Myles Powell (28), Seton Hall, 12/9/18  
**Scored 30 points:** Bubba Parham (35), VMI, 11/21/18  
**Scored 35 points:** Bubba Parham (35), VMI, 11/21/18  
**Scored 40 points:** Elston Turner (40), Texas A&M, 1/12/13  
**Scored 45 points:** David Robinson (45), Navy, 1/25/87  
**Scored 50 points:** Austin Carr (50), Notre Dame, 12/29/79  
**Scored 60 points:** Pete Maravich (64), LSU, 2/21/70  
**Scored 65 points:** Never  
**Two players had 20 points:** R.J. Barrett, Zion Williamson, Cam Reddish, Duke, 11/6/18  
**Three players had 20 points:** R.J. Barrett, Zion Williamson, Cam Reddish, Duke, 11/6/18  
**Two players had 30 points:** Ronnie Henderson (36) and Claren Ceasar (32), LSU, 2/15/94  
**Five players scored in double figures:** Winthrop, 11/21/18

### FIELD GOALS

**Made 15 FG in a game:** David Robinson (17), Navy, 1/25/87  
**Made 16 FG in a game:** David Robinson (17), Navy, 1/25/87  
**Made 17 FG in a game:** David Robinson (17), Navy, 1/25/87  
**Made 18 FG in a game:** Steve Downing (19), Indiana, 12/11/71  
**Made 19 FG in a game:** Steve Downing (19), Indiana, 12/11/71  
**Made 20 FG in a game:** Johnny Neumann (20), Ole Miss, 1/2/71  
**Made 21 FG in a game:** Austin Carr (21), Notre Dame, 12/29/70  
**Made 22 FG in a game:** Austin Carr (22), Notre Dame, 3/12/70  
**Made 23 FG in a game:** Pete Maravich (23), LSU, 2/21/70  
**Made 24 FG in a game:** Never  
**Attempted 17 FG in a game:** Jordan Nwora (17), Louisville, 12/29/18  
**Attempted 18 FG in a game:** Bubba Parham (20), VMI, 11/28/18  
**Attempted 19 FG in a game:** Bubba Parham (20), VMI, 11/28/18  
**Attempted 20 FG in a game:** Bubba Parham (20), VMI, 11/28/18  
**Attempted 25 FG in a game:** R.J. Barrett (26), Duke, 11/6/18  
**Attempted 30 FG in a game:** Freeman Williams (40), Portland State, 12/16/17  
**Attempted 35 FG in a game:** Freeman Williams (40), Portland State, 12/16/17  
**Attempted 40 FG in a game:** Freeman Williams (40), Portland State, 12/16/17  
**Attempted 45 FG in a game:** Johnny Neumann (50), Ole Miss, 1/2/71  
**Attempted 50 FG in a game:** Johnny Neumann (50), Ole Miss, 1/2/71  
**Attempted 53 FG in a game:** Pete Maravich (53), LSU, 2/22/69  
**Attempted 54 FG in a game:** Never

### 3-POINTERS

**Made 5 3-pointers in a game:** Myles Powell (6), Seton Hall, 12/8/18  
**Made 6 3-pointers in a game:** Myles Powell (6), Seton Hall, 12/8/18  
**Made 7 3-pointers in a game:** Bubba Parham (10), VMI, 11/18/18  
**Made 8 3-pointers in a game:** Bubba Parham (10), VMI, 11/18/18  
**Made 9 3-pointers in a game:** Bubba Parham (10), VMI, 11/18/18  
**Made 10 3-pointers in a game:** Bubba Parham (10), VMI, 11/18/18  
**Made 11 3-pointers in a game:** Corey Allmond (11), Sam Houston State, 11/19/2009  
**Made 12 3-pointers in a game:** Never  
**Attempted 10 3-pointers in a game:** Myles Powell (11), Seton Hall, 12/8/18  
**Attempted 15 3-pointers in a game:** Bubba Parham (16), VMI, 11/18/18  
**Attempted 16 3-pointers in a game:** Bubba Parham (16), VMI, 11/18/18  
**Attempted 17 3-pointers in a game:** Chris Jackson (17), LSU, 2/15/90  
**Attempted 18 3-pointers in a game:** Jeff Boschee (18), Kansas, 3/14/99  
**Attempted 19 3-pointers in a game:** Never

### FREE THROWS

**Made 10 FT in a game:** Jeff Roberson (10), Vanderbilt, 1/30/18  
**Made 11 FT in a game:** J.J. Frazier (12), Georgia, 2/18/17  
**Made 12 FT in a game:** J.J. Frazier (12), Georgia, 2/18/17  
**Made 13 FT in a game:** Sindarius Thornwell (14), South Carolina, 1/21/17

**Made 14 FT in a game:** Sindarius Thornwell (14), South Carolina, 1/21/17  
**Made 15 FT in a game:** Brenton Williams (15), South Carolina, 3/1/14  
**Made 16 FT in a game:** Dan Cross (16), Florida, 2/18/95  
**Made 17 FT in a game:** John Mengelt (17), Auburn, 3/2/70  
**Made 18 FT in a game:** Pete Maravich (18), LSU, 2/21/70  
**Made 19 FT in a game:** Never  
**Attempted 10 FT in a game:** Grant Williams (10), Tennessee, 2/6/18  
**Attempted 15 FT in a game:** J.J. Frazier (15), Georgia, 2/18/17  
**Attempted 20 FT in a game:** PJ Washington (20) vs. Kansas State, 3/22/18  
**Attempted 25 FT in a game:** Harding McCaleb (25), Louisville, 2/22/16  
**Attempted 26 FT in a game:** Never

### REBOUNDS

**15 Rebs:** Kennedy Meeks (17), North Carolina, 3/26/17  
**16 Rebs:** Kennedy Meeks (17), North Carolina, 3/26/17  
**17 Rebs:** Kennedy Meeks (17), North Carolina, 3/26/17  
**18 Rebs:** Sean May (19), North Carolina, 12/4/04  
**19 Rebs:** Sean May (19), North Carolina, 12/4/04  
**20 Rebs:** Andrew DeClercq (20), Florida, 1/18/94  
**25 Rebs:** Leon Douglas (25), Alabama, 1/20/75  
**30 Rebs:** Kenneth Stanley (30), USC, 12/4/61  
**31 Rebs:** Never  
**Two players had 10 rebounds:** Desean Murray (11) and Anfernee McLemore (11), Auburn, 2/4/18  
**Three players had 10 rebounds:** Craig Victor II (12), Tim Quarterman (10), Ben Simmons (10), LSU, 1/5/16

### ASSISTS

**10 assists:** Tonny Trocha-Morelos (10), Texas A&M, 3/4/2017  
**11 assists:** Dwyane Wade (11), Marquette, 3/29/03  
**12 assists:** Edgar Padilla (12), UMass, 3/30/96  
**13 assists:** Billy McCaffrey (14), Vanderbilt, 1/13/93  
**14 assists:** Billy McCaffrey (14), Vanderbilt, 1/13/93  
**15 assists:** Eric Richardson (15), Alabama, 2/4/84  
**16 assists:** Never

### BLOCKS

**5 blocks:** Akolda Manyang (5), Utah Valley, 11/10/17  
**6 blocks:** Sagaba Konate (7), West Virginia, 1/27/18  
**7 blocks:** Sagaba Konate (7), West Virginia, 1/27/18  
**8 blocks:** Jarvis Varnado (10), Mississippi State, 1/15/08  
**9 blocks:** Jarvis Varnado (10), Mississippi State, 1/15/08  
**10 blocks:** Jarvis Varnado (10), Mississippi State, 1/15/08  
**11 blocks:** Samaki Walker (11), Louisville, 1/1/95  
**12 blocks:** Never

### STEALS

**5 steals:** Ben Simmons (7), LSU, 3/5/16  
**6 steals:** Ben Simmons (7), LSU, 3/5/16  
**7 steals:** Ben Simmons (7), LSU, 3/5/16  
**8 steals:** Never

## TEAM

### SCORING

**Scored 90 or more points:** 118, Duke, 11/6/18 (L, 118-84)  
**Scored 90 or more points (SEC game):** 90, Georgia, 3/4/09 (L, 90-85)  
**Scored 100 or more points:** 118, Duke, 11/6/18 (L, 118-84)  
**Scored 100 or more points (SEC game):** 101, Arkansas, 2/10/93 (L, 101-94)  
**Scored 110 or more points:** 118, Duke, 11/6/18 (L, 118-84)  
**Scored 110 or more points (SEC game):** 110, Vanderbilt, 3/4/67 (L, 110-94)  
**Scored 120 or more points:** 121, North Carolina, 12/27/89 (L, 121-110)  
**Scored 120 or more points (SEC game):** Never  
**Scored 130 or more points:** 150, Kansas, 12/9/89 (L, 150-95)  
**Scored 140 or more points:** 150, Kansas, 12/9/89 (L, 150-95)  
**Scored 150 or more points:** 150, Kansas, 12/9/89 (L, 150-95)  
**Scored 160 or more points:** Never  
**Scored less than 50 points (SEC game):** 48, Georgia, 2/9/16 (W, 82-48)  
**Scored less than 40 points:** 39, West Virginia, 3/26/15 (W, 78-39)  
**Scored less than 40 points (SEC game):** 37, Missouri, 1/13/15 (W, 86-37)  
**Scored less than 30 points:** 28, Montana State, 11/23/14 (W, 86-28)  
**Scored less than 30 points (SEC game):** 26, Georgia Tech, 1/28/46 (W, 86-37)  
**Scored less than 20 points:** 18, Western Ontario, 12/10/49

(W, 90-21)

**Scored less than 20 points (SEC game):** 18, Alabama, 2/10/40 (W, 46-18)

**Scored less than 10 points:** 9, Tulane, 12/21/34 (W, 39-9)

**Scored less than 10 points (SEC game):** Never

**Scored less than 5 points:** Never

### SHOOTING PERCENTAGES

**Shot 70% from the field:** Never

**Shot 60% from the field:** .640, Florida, 3/4/07

**Shot 50% from the field:** .544, Duke, 11/6/18

**Shot 30% or less from the field:** .276, Monmouth, 11/28/18 (16-58)

**Shot 20% or less from the field:** .197, Montana State, 11/23/14 (12-61)

**Shot 10% or less from the field:** Never (shooting percentages not recorded prior to 1947)

### 3-Pointers

**Made 10 or more 3-pointer:** 11, Seton Hall, 12/8/18

**Made 15 or more 3-pointers:** 19, VMI, 11/18/18

**Made 20 or more 3-pointers:** Never

**Made zero 3-pointers:** 0, Auburn, 1/19/13 (0-15)

### FREE THROWS

**Shot 90% or better from FT line:** 100.0 (5-5), VMI, 11/18/18

**Shot 100% from FT Line:** 5-5, VMI, 11/18/18

**Shot 50% or less from FT line:** .346 (9-26), Alabama, 2/11/17

**Attempted 40 FT:** 47, Kansas, 1/30/16 (30-47)

**Attempted five or less FT:** 5, VMI, 11/18/18 (5-5)

**Made 30 FT:** 30, Tennessee, 2/2/16 (30-34)

### REBOUNDS

**Pulled down 50 rebounds:** 54 (17-37), Florida, 2/4/17



# RUPP ARENA

## Year-by-Year Records

Season	W-L	Percentage
2018-19	8-0	1.000
2017-18	16-2	.889
2016-17	15-2	.882
2015-16	17-0	1.000
2014-15	19-0	1.000
2013-14	16-2	.889
2012-13	16-2	.889
2011-12	18-0	1.000
2010-11	15-0	1.000
2009-10	18-0	1.000
2008-09	12-6	.667
2007-08	14-4	.778
2006-07	14-2	.875
2005-06	10-5	.667
2004-05	14-1	.933
2003-04	11-2	.846
2002-03	12-1	.923
2001-02	12-3	.800
2000-01	11-1	.917
1999-2000	14-0	1.000
1998-99	12-1	.923
1997-98	9-3	.750
1996-97	12-1	.923
1995-96	13-0	1.000
1994-95	12-1	.923
1993-94	13-1	.929
1992-93	16-0	1.000
1991-92	15-2	.882
1990-91	13-0	1.000
1989-90	13-2	.867
1988-89	8-6	.571
1987-88	14-2	.875
1986-87	13-2	.867
1985-86	18-0	1.000
1984-85	11-3	.786
1983-84	16-0	1.000
1982-83	14-1	.933
1981-82	15-1	.938
1980-81	15-0	1.000
1979-80	12-3	.800
1978-79	11-4	.733
1977-78	16-0	1.000
1976-77	12-2	.857
<b>Total</b>	<b>585-68</b>	<b>.896</b>

## Top 10 All-Time Attendances

No.	Att.	Opp.	Date	Result
1.	24,479	Louisville	1/20/10	W, 71-62
2.	24,468	N. Carolina	12/5/09	W, 68-66
3.	24,465	Florida	2/10/07	L, 64-61
4.	24,459	Florida	2/4/03	W, 70-55
5.	24,432	Louisville	12/17/05	W, 73-61
6.	24,431	Florida	2/25/17	W, 76-66
7.	24,428	Florida	3/7/15	W, 67-50
8.	24,425	Florida	2/15/14	L, 69-59
9.	24,418	Kansas	1/28/17	L, 79-73
10.	24,416	Arkansas	2/28/15	W, 84-67

## Top 10 Attendances of 18-19

No.	Att.	Opp.	Date	Result
1.	21,922	Utah	12/15/18	W, 88-61
2.	21,853	UNCG	12/1/18	W, 78-61
3.	20,277	S. Illinois	11/9/18	W, 71-59
4.	20,224	Tenn. State	11/23/18	W, 77-62
5.	20,207	VMI	11/18/18	W, 92-82
6.	20,070	Winthrop	11/21/18	W, 87-74
7.	18,680	Monmouth	11/28/18	W, 90-44
8.	18,555	N. Dakota	11/14/19	W, 96-58
9.	-			
10.	-			

## Cats Rock at Rupp

The Wildcats are 585-68 (.896) in Rupp Arena. Among the most notable marks of dominance as the nation's toughest venue to play include:

- A school record 54-game winning streak to begin the John Calipari era
- The Wildcats are 309-42 (.880) in regular-season SEC games in the building
- Kentucky set a new program home record of 19 wins in 2014-15
- The Wildcats have gone undefeated at home in five of John Calipari's nine complete seasons
- Overall, UK has posted a perfect mark in 13 of Rupp Arena's 42 seasons

## Cal Owns Longest Win Streaks in Rupp

With UK's 2011-12 season-opening victory over Marist, UK head coach John Calipari recorded his 34th consecutive win in Rupp Arena as UK's head coach. It broke former UK head coach Rick Pitino's longest streak of 33 games in the venue.

The winning streak reached as long as 54 games. Calipari didn't suffer his first loss in Rupp Arena until losing to Baylor in his fourth season. The 54-game run, however, was his longest career winning streak. He also had the second-longest streak in the arena as the Cats won 42 straight from March 4, 2014 to Nov. 25, 2016.

## Pack the House

Kentucky has led the nation in average home attendance in 20 of the last 23 seasons. That number includes a Rupp Arena record of 24,110 in John Calipari's first season (2009-10) as head coach.

- Kentucky averaged 21,875 fans during the 2017-18 season
- UK has averaged 23,000 or more fans in seven of Calipari's nine complete seasons
- The Wildcats led the nation in average attendance in 2017-18

## The Top-Ranked Team at Home

Kentucky has lost just three times at home as the Associated Press top-ranked team in the history of the program and just twice in Rupp Arena. Prior to the loss to UCLA by three on Dec. 3, 2016, the other two losses came by just one point.

The Wildcats are 53-2 all-time as the AP No. 1 team in Rupp Arena since its opening in 1976. The first loss was to Auburn, 53-52, on Jan. 9, 1988.

## Coach Cal in Rupp Arena

It's been downright difficult to beat the Wildcats in Rupp Arena during the John Calipari era. UK is 158-8 (.952) in Rupp Arena under Calipari.

- UK is 17-4 (.810) vs. ranked opponents in Rupp in the Calipari era
- The Wildcats are 141-4 (.972) vs. unranked teams in Rupp under Cal
- UK is 85-3 (.966) at home vs. nonconference foes under Calipari
- Calipari notched his 100th career win in Rupp Arena as UK's coach with the Wildcats' 110-75 rout of Auburn on Feb. 21, 2014. It took Calipari just 104 games to reach the century mark at home, the fastest of any UK coach

## Cal Passes Hall for Rupp Record

With a 101-70 victory over Cleveland State on Nov. 23, 2016, John Calipari passed former UK head coach Joe B. Hall for wins in Rupp Arena history.

Calipari currently has 158 victories inside the historic venue. Hall won 122.

## Rupp Arena Quick Facts

<b>Year Opened:</b>	1976
<b>First Game:</b>	Nov. 27, 1976
<b>All-Time Record:</b>	585-68 (89.6)
<b>Record Under Calipari:</b>	158-8 (95.2)
<b>Capacity:</b>	23,000
<b>Record Crowd:</b>	24,479 (1/20/10)
<b>Longest Winning Streak:</b>	54 (11/9/10-12/1/12)
<b>Current Winning Streak:</b>	11

## 2018-19 Opponent Breakdown

### Southern Illinois (Nov. 9)

All-time games in Rupp Arena: One  
UK record in Rupp vs. SIU: 1-0  
Last time in Rupp Arena: UK, 71-59 (11/9/18)

### North Dakota (Nov. 14)

All-time games in Rupp Arena: One  
UK record in Rupp vs. NDU: 1-0  
Last time in Rupp Arena: UK, 96-58 (11/14/18)

### VMI (Nov. 18)

All-time games in Rupp Arena: Three  
UK record in Rupp vs. VMI: 2-1  
Last time in Rupp Arena: UK, 92-82 (11/18/08)

### Winthrop (Nov. 21)

All-time games in Rupp Arena: Three  
UK record in Rupp vs. WU: 3-0  
Last time in Rupp Arena: UK, 87-74 (11/21/18)

### Tennessee State (Nov. 23)

All-time games in Rupp Arena: Four  
UK record in Rupp vs. TSU: 4-0  
Last time in Rupp Arena: UK, 77-62 (11/23/18)

### Monmouth (Nov. 28)

All-time games in Rupp Arena: One  
UK record in Rupp vs. MU: 1-0  
Last time in Rupp Arena: UK, 90-44 (11/28/18)

### UNC Greensboro (Nov. 23)

All-time games in Rupp Arena: One  
UK record in Rupp vs. UNCG: 1-0  
Last time in Rupp Arena: UK, 78-61 (12/1/18)

### Utah (Dec. 15)

All-time games in Rupp Arena: Three  
UK record in Rupp vs. Utah: 2-1  
Last time in Rupp Arena: UK, 88-61 (12/15/18)

### Texas A&M (Jan. 8)

All-time games in Rupp Arena: Five  
UK record in Rupp vs. TAMU: 3-2  
Last time in Rupp Arena: UK, 74-73 (1/9/18)

### Vanderbilt (Jan. 12)

All-time games in Rupp Arena: 40  
UK record in Rupp vs. VU: 38-2  
Last time in Rupp Arena: UK, 83-81<sup>ot</sup> (1/30/18)

### Mississippi State (Jan. 22)

All-time games in Rupp Arena: 29  
UK record in Rupp vs. MSU: 27-2  
Last time in Rupp Arena: UK, 78-65 (1/23/18)

### Kansas (Jan. 26)

All-time games in Rupp Arena: Six  
UK record in Rupp vs. KU: 4-2  
Last time in Rupp Arena: UK, 79-73 (1/28/17)

### South Carolina (Feb. 5)

All-time games in Rupp Arena: 26  
UK record in Rupp vs. USC: 24-2  
Last time in Rupp Arena: UK, 85-69 (1/21/17)

### LSU (Feb. 12)

All-time games in Rupp Arena: 31  
UK record in Rupp vs. LSU: 26-5  
Last time in Rupp Arena: UK, 92-85 (2/7/17)

### Tennessee (Feb. 16)

All-time games in Rupp Arena: 42  
UK record in Rupp vs. UT: 37-5  
Last time in Rupp Arena: UT, 61-59 (2/6/18)

### Auburn (Feb. 23)

All-time games in Rupp Arena: 29  
UK record in Rupp vs. AU: 27-2  
Last time in Rupp Arena: UK, 92-72 (1/14/17)

### Arkansas (Feb. 26)

All-time games in Rupp Arena: 15  
UK record in Rupp vs. UA: 12-3  
Last time in Rupp Arena: UK, 97-71 (1/7/17)

### Florida (Jan. 20)

All-time games in Rupp Arena: 42  
UK record in Rupp vs. UF: 34-8  
Last time in Rupp Arena: UF, 66-64 (1/20/18)





# COACH CALIPARI

## UK vs. AP Ranked Foes Under Cal

### In John Calipari Era (2009-Present)

#### 53-27

vs. No. 9 North Carolina (Chicago)	Dec. 22, 2018	W, 80-72
vs. No. 4 Duke (Indianapolis)	Nov. 6, 2018	L, 118-84
vs. No. 13 Tennessee (SECT)	March 11, 2018	W, 77-72
at No. 10 Auburn	Feb. 14, 2018	L, 76-66
vs. No. 15 Tennessee	Feb. 6, 2018	L, 61-59
at No. 7 West Virginia	Jan. 27, 2018	W, 83-76
at No. 23 Tennessee	Jan. 6, 2018	L, 76-65
vs. No. 4 Kansas (Chicago)	Nov. 14, 2017	L, 65-61
vs. No. 6 North Carolina (NCAA)	March 26, 2017	L, 75-73
vs. No. 8 UCLA (NCAA)	March 24, 2017	W, 86-75
vs. No. 19 Wichita St. (NCAA)	March 19, 2017	W, 65-62
vs. No. 13 Florida	Feb. 25, 2017	W, 76-66
at No. 24 Florida	Feb. 4, 2017	L, 88-66
vs. No. 2 Kansas	Jan. 28, 2017	L, 79-73
vs. No. 24 South Carolina	Jan. 21, 2017	W, 85-69
at No. 10 Louisville	Dec. 21, 2016	L, 73-70
vs. No. 7 North Carolina (Las Vegas)	Dec. 17, 2016	W, 103-100
vs. No. 11 UCLA	Dec. 3, 2016	L, 97-92
vs. No. 13 Michigan St. (New York)	Nov. 15, 2016	W, 69-48
vs. No. 14 Indiana (NCAA)	March 19, 2016	L, 73-67
vs. No. 17 Texas A&M (SECT)	March 13, 2016	W, 82-77
at No. 4 Kansas	Jan. 30, 2016	L, 90-84
vs. No. 16 Louisville	Dec. 27, 2015	W, 75-73
vs. No. 5 Duke (Chicago)	Nov. 17, 2015	W, 74-63
vs. No. 3 Wisconsin (NCAA)	April 4, 2015	L, 71-64
vs. No. 8 Notre Dame (NCAA)	March 28, 2015	W, 68-66
vs. No. 20 West Virginia (NCAA)	March 26, 2015	W, 78-39
vs. No. 21 Arkansas (SECT)	March 15, 2015	W, 78-63
vs. No. 18 Arkansas	Feb. 28, 2015	W, 84-67
at No. 4 Louisville	Dec. 27, 2014	W, 58-50
vs. No. 21 North Carolina	Dec. 13, 2014	W, 84-70
vs. No. 6 Texas	Dec. 5, 2014	W, 63-51
vs. No. 5 Kansas (Indianapolis)	Nov. 18, 2014	W, 72-40
vs. No. 18 UConn (NCAA)	April 7, 2014	L, 60-54
vs. No. 12 Wisconsin (NCAA)	April 5, 2014	W, 74-73
vs. No. 7 Michigan (NCAA)	March 30, 2014	W, 75-72
vs. No. 5 Louisville (NCAA)	March 28, 2014	W, 74-69
vs. No. 2 Wichita St. (NCAA)	March 23, 2014	W, 78-76
vs. No. 1 Florida (SECT)	March 16, 2014	L, 61-60
at No. 1 Florida	March 8, 2014	L, 84-65
vs. No. 3 Florida	Feb. 15, 2014	L, 69-59
vs. No. 4 Louisville	Dec. 28, 2013	W, 73-66
at No. 18 North Carolina	Dec. 14, 2013	L, 82-77
vs. No. 20 Baylor (Dallas)	Dec. 6, 2013	L, 67-62
vs. No. 2 Michigan St. (Chicago)	Nov. 12, 2013	L, 78-74
vs. No. 11 Florida	March 9, 2013	W, 61-57
at No. 7 Florida	Feb. 12, 2013	L, 69-52
at No. 16 Ole Miss	Jan. 29, 2013	W, 87-74
at No. 4 Louisville	Dec. 29, 2012	L, 80-77
vs. No. 9 Duke (Atlanta)	Nov. 13, 2012	L, 75-68
vs. No. 6 Kansas (NCAA)	April 2, 2012	W, 67-59
vs. No. 17 Louisville (NCAA)	March 31, 2012	W, 69-61
vs. No. 9 Baylor (NCAA)	March 25, 2012	W, 82-70
vs. No. 16 Indiana (NCAA)	March 23, 2012	W, 87-71
vs. No. 22 Florida (SECT)	March 10, 2012	W, 74-71
at No. 16 Florida	March 4, 2012	W, 74-59
vs. No. 8 Florida	Feb. 7, 2012	W, 78-58
vs. No. 4 Louisville	Dec. 31, 2011	W, 69-62
vs. No. 5 North Carolina	Dec. 3, 2011	W, 73-72
vs. No. 12 Kansas (New York)	Nov. 15, 2011	W, 75-65
vs. No. 9 UConn (NCAA)	April 2, 2011	L, 56-55
vs. No. 7 North Carolina (NCAA)	March 27, 2011	W, 76-69
vs. No. 1 Ohio State (NCAA)	March 25, 2011	W, 62-60
vs. No. 22 West Virginia (NCAA)	March 19, 2011	W, 71-63
vs. No. 12 Florida (SECT)	March 13, 2011	W, 70-54
vs. No. 21 Vanderbilt	March 1, 2011	W, 68-66
vs. No. 13 Florida	Feb. 26, 2011	W, 76-68
at No. 21 Vanderbilt	Feb. 12, 2011	L, 81-77
at No. 22 Louisville	Dec. 31, 2010	W, 78-63
vs. No. 23 Notre Dame (Louisville)	Dec. 8, 2010	W, 72-58
vs. No. 13 Washington (Maui)	Nov. 23, 2010	W, 74-67
vs. No. 6 West Virginia (NCAA)	March 27, 2010	L, 73-66
vs. No. 15 Tennessee (SECT)	March 13, 2010	W, 74-45
at No. 19 Tennessee	Feb. 27, 2010	L, 74-65
at No. 17 Vanderbilt	Feb. 20, 2010	W, 58-56
vs. No. 12 Tennessee	Feb. 13, 2010	W, 73-62
vs. No. 25 Ole Miss	Feb. 2, 2010	W, 85-75
vs. No. 21 Vanderbilt	Jan. 30, 2010	W, 85-72
vs. No. 14 UConn (New York)	Dec. 9, 2009	W, 64-61
vs. No. 10 North Carolina	Dec. 5, 2009	W, 68-66

### Calipari's Record at UK vs:

vs. No. 1	1-2
vs. Top 3	2-6
vs. Top 5	9-10
vs. Top 10	21-17
vs. Top 15	33-20
vs. Top 20	43-24
vs. Top 25	53-27
Home	17-4
Away	6-11
Neutral	30-12
SEC Tourney	5-1
NCAA Tourney	15-6

## A Decorated Decade

Entering year No. 10 at Kentucky, John Calipari's time in Lexington has been every bit as successful -- and more -- as fans could have hoped when he agreed to become the head coach at UK back in the spring of 2009.

By just about every measure, he's been the most successful coach in college basketball during his time at Kentucky as he gets ready to put the first decade behind him. Among schools who have been to at least two Elite Eights and a Final Four since 2009-10, Calipari ranks:

- Second in wins (285)
- First in NCAA Tournament wins (28)
- Fourth in NCAA titles (one)
- First in Final Four appearances (four)
- First in Elite Eight appearances (six)
- First in Sweet 16 appearances (seven)
- Third in regular-season conference titles (five)
- Second in league tournament titles (six)

## 700 Victories and Counting

With Kentucky's win over UIC on Nov. 26, 2017, John Calipari reached the 700 on-court win plateau. He is one of just 41 coaches, regardless of NCAA level of classification, to reach that barrier. Only 29 coaches have done it with at least 10 seasons at the Division I level.

Calipari became the fourth-fastest coach to 700 on-court wins ever. Only Adolph Rupp (836 games), Jerry Tarkanian (876 games) and Roy Williams (879 games) did it faster.

## Moving Up the Kentucky Career Wins List

With a 78-65 victory vs. Mississippi State on Jan. 23, 2018, John Calipari notched his 264th career win at Kentucky, moving him past Tubby Smith, who finished his UK career with a 263-83 mark. Calipari trails only the legendary Adolph Rupp (876 wins) and Joe B. Hall (297) for most wins at Kentucky. Calipari currently has 285 wins at Kentucky.

Although he's still climbing the charts, he's doing it faster than anyone else in school history. With a thrilling 75-73 victory over rival Louisville on Dec. 26, 2015, John Calipari captured his 200th career win at Kentucky faster than any coach in UK history -- and nearly faster than anyone has ever done it at any school.

Calipari reached the 200-win plateau in his 240th career game at Kentucky. Rick Pitino, previously the fastest to 200 wins at UK prior to Calipari, didn't capture his 200th Wildcat win until his 249th game. Rupp reached 200 during his 250th game.

Not only did Calipari reach the 200-win mark in record pace at Kentucky, he also nearly set the all-time Division I mark. With the win over U of L, he became the second-fastest Division I men's basketball coach to reach 200 victories at a single school, behind only LIU-Brooklyn's Clair Bee, who achieved the feat in 231 games.

Calipari is only the fifth UK coach to reach the 200-win plateau. He's currently the only coach in NCAA history with at least 189 victories at three different schools.

Calipari reached his 250th career win at Kentucky with a 73-63 comeback victory vs. Utah Valley for the 2017-18 season opener. Calipari reached 250 wins at UK faster than any UK coach. It took Rupp 312 games to reach 250 wins, whereas it took Calipari just 303.

## Calipari Third on UK Games Coached List

With a win over UNC Greensboro on Dec. 1, 10th-year head coach John Calipari passed Tubby Smith for third in UK's lineage of coaching tenures in program history. Smith's 10-year career with the Wildcats ended with his 346th game. Calipari and UK's win over UNCG marked the 347th career game he's been at the helm.

Hall of Famer Adolph Rupp is obviously first with a 42-year tenure spanning 1,066 career games and 876 wins. Joe B. Hall ranks second with 397 career games and 297 wins. With a win over Louisville, Calipari now sits 12 wins shy of becoming the program's second all-time winningest coach and 46 games from becoming the second-longest tenured head coach.

The Dec. 22 game vs. North Carolina was Calipari's 350th career game at Kentucky. Through 350 games, Calipari's record at UK was 284-66, just one game off the pace of Rupp through his first 350 games.

## First-Ballot Hall of Famer

Kentucky men's basketball coach John Calipari joined basketball's fraternity of legends in September 2015 after being elected to the Naismith Memorial Basketball Hall of Fame on the first ballot.

Calipari joined an elite group of basketball players and coaches in the Naismith Hall of Fame, considered to be one of the ultimate honors in the sport. The Class of 2015 included Calipari, Dick Bevetta, Wildcat Louie Dampier, Lindsay Gaze, Tom Heinsohn, John Isaacs, Spencer Haywood, Lisa Leslie, Dikembe Mutombo, George Raveling and JoJo White.

## Calipari in Elite Company with Conference Championships

Kentucky men's basketball coach John Calipari added another first to his Hall of Fame career in 2017.

When Kentucky clinched at least a share of the 2017 Southeastern Conference championship by beating Vanderbilt on Feb. 28, 2017, he made history as a head coach. Calipari became the first NCAA Division I coach to lead three different programs (UMass, Memphis, Kentucky) to five on-court regular-season league titles five different times. He won the Atlantic 10 at the helm of UMass in 1992, 93, 94, 95 and 96. Memphis claimed the Conference USA crown in 2004, 06, 07, 08 and 09. Kentucky has captured the SEC five times in 2010, 12, 15, 16 and 17.

Perhaps more impressive is that Calipari has 30 combined regular-season and tournament championships after the 2018 SEC Tournament title. That trails only Mark Few of Gonzaga (32 titles) among all active coaches. All-time, Calipari trails only the great Adolph Rupp (41) and Few.

## Calipari Unrivaled in Conference

John Calipari has won 15 league regular-season championships (including the 2010, 2012, 2015, 2016 and 2017 SEC championships) seven more than the next-closest coach in the SEC (Bruce Pearl has eight conference titles). With a 2018 SEC Tournament championship -- Calipari's fourth straight and sixth at UK -- he owns 15 conference tournament titles, 11 more than his closest competitors (Ben Howland and Kermit Davis).

He's tallied a 329-101 (.765) all-time record within conference play as a head coach and owns a 121-35 (.776) record since joining the SEC.

Although he's been publicly outspoken against conference tournaments -- only because he doesn't favor playing three or more games on consecutive days to win the tournament -- his teams have gotten up for them. Calipari's teams at UMass, Memphis and Kentucky have been to 19 conference championship games in his 26-year career, winning a remarkable 15 of them.

## There's No Place Like Home

Since the 2000-01 season, John Calipari-coached teams have posted a 311-27 (.920) record at home. At UK, Coach Cal is 158-8 (.952) in Rupp Arena.

In five of Calipari's nine complete seasons at Kentucky, the Wildcats have posted an undefeated record at home, including a school-record 19-0 mark during the 2014-15 season.

## ON PACE WITH THE BARON OF THE BLUEGRASS

- Legendary coach Adolph Rupp won 876 career games while he was the coach of UK. He also led Kentucky to five NCAA titles during his 41-year tenure.
- John Calipari is just behind pace with Rupp to begin his career at UK in total victories. Calipari (.812) is slightly behind Rupp (.822) in total UK career winning percentage.

Coach	Games	Record	Next Game (352nd Game)
Adolph Rupp	351	286-65	def. Fort Knox 68-31 (Dec. 2, 1946)
John Calipari	351	285-66	Jan. 5 at Alabama
Joe B. Hall	351	266-85	def. Mississippi State 77-58 (Feb. 6, 1984)





# COACH CALIPARI

degrees in three years. Jonny David and Brad Calipari are on track to graduate in May of 2019.

In the NCAA's Academic Progress Rate, which measures eligibility, retention and graduation, UK has posted a single-year Academic Progress Rate of 977 or higher in every season under Calipari, including a perfect 1,000 in the last five single-year reports. Kentucky's four-year composite score in the most recent report, which was released in May of 2018, was a 1,000, earning the team an NCAA academic award for the fourth year in a row for finishing in the top 10 percent of Division I men's basketball programs.

Under Calipari, the Wildcats routinely post a 3.0 grade-point average or better.

## Dream Maker

As someone who prides himself on helping young men reach their dreams, Coach Cal has helped 46 players earn selection in the NBA Draft during his college coaching career, including 35 over his first nine seasons at Kentucky, which is more than any other coach.

- Four No. 1 overall selections (Derrick Rose, John Wall, Anthony Davis and Karl-Anthony Towns) during the nine drafts from 2008 to 2016. No other coach has more than two No. 1 picks
- In 2010, five of his UK players were selected in the first round for the first time in NBA history
- His six players in the 2012 and 2015 NBA drafts are the most in the two-round era
- Churned out 35 NBA Draft picks, 26 first-rounders, three No. 1 overall selections, seven top-five picks and 19 lottery picks at Kentucky
- Of the 54 players who have finished their college careers at Kentucky under Calipari, 35 have been selected in the NBA Draft (64.8 percent)
- Of the 21 players at UK who have declared for the NBA Draft after their freshman seasons, all 23 of 25 have been first-round picks. He is 27 for 29 in that regard when including his players from Memphis
- Dating back to the 2008 draft, 40 players under Coach Cal have been taken in the NBA Draft, including 28 first-rounders
- Only coach to produce the top two picks in the same draft (2012 - Anthony Davis and Michael Kidd-Gilchrist)
- Produced a top-10 pick in 11 straight drafts since 2008, the only school to do so during that time period

## Developing Talent

John Calipari hasn't just signed the best talent in the country while he's been at Kentucky; he's been the best at developing that talent and getting it ready for the next level.

Of the 30 top-25 Rivals.com players Kentucky has signed and have completed their college eligibility at UK, 26 were drafted and 21 were selected in the first round. But that's only half the story. Calipari's players don't just make it to the pros; they're better prepared than anyone else. The proof is in the numbers.

Over the course of his career, Calipari's nearly 50 NBA pros have nearly \$1.5 billion in NBA contracts alone, which doesn't include endorsement deals and overseas contracts. Of his UK players in the NBA, they've earned nearly \$1.9 billion in guaranteed contracts.

## Double-Digit Win Streaks

Kentucky's 38-game winning streak in 2014-15 was historic, but it wasn't completely out of the norm for John Calipari. With Kentucky's 14-game winning streak at the end of the 2016-17 season, Calipari has 18 streaks in his career where his teams have won 10 or more consecutive games during the season.

They've won 15 or more straight games nine times, 20 or more six times, 25 or more five times, and 30 or more one time.

UK's 14-game winning streak before its season-ending loss last season was its longest since the 38-game winning streak in 2014-15.

- |                         |                           |                          |                           |
|-------------------------|---------------------------|--------------------------|---------------------------|
| 1. 38 Kentucky, 2014-15 | 6. 24 Kentucky, 2011-12   | T10. 14 UMass, 1991-92   | T16. 10 Memphis, 2001-02  |
| 2. 27 Memphis, 2008-09  | 7. 19 Kentucky, 2009-10   | T12. 12 Memphis, 2007-08 | T16. 10 UMass, 1993-94    |
| T3. 26 Memphis, 2007-08 | 8. 16 UMass, 1994-95      | T12. 12 Memphis, 2002-03 | T16. 10 Kentucky, 2010-11 |
| T3. 26 UMass, 1995-96   | 9. 15 Memphis, 2005-06    | T12. 12 UMass, 1992-93   |                           |
| 5. 25 Memphis, 2006-07  | T10. 14 Kentucky, 2016-17 | 15. 11 Memphis, 2003-04  |                           |

## Calipari Knows Defense

Although the 2018-19 Wildcats are off to a slow defensive start, defense has always been a staple of John Calipari-coached teams. Dating back to complete NCAA records beginning in 2001-02, Calipari's teams have been among national leaders in several critical defensive categories.

Year	FG % Def.	3PT FG % Def.	Rebound Margin	Scoring Margin	Blocks
2001-02 (UM)	13th (39.5)	N/A (29.3)	11th (+6.6)	15th (+11.2)	54th (4.4)
2002-03 (UM)	28th (40.6)	N/A (29.3)	44th (+4.1)	32nd (+8.0)	26th (5.1)
2003-04 (UM)	34th (40.5)	N/A (35.8)	58th (+3.4)	48th (+7.1)	20th (5.0)
2004-05 (UM)	<b>4th (38.4)</b>	N/A (32.7)	75th (+2.9)	62nd (+5.9)	13th (5.4)
2005-06 (UM)	<b>2nd (38.0)</b>	N/A (30.3)	<b>9th (+6.7)</b>	<b>5th (+14.6)</b>	<b>8th (6.4)</b>
2006-07 (UM)	12th (39.0)	N/A (31.3)	28th (+5.3)	<b>5th (+5.8)</b>	12th (5.9)
2007-08 (UM)	12th (39.1)	N/A (30.2)	16th (+6.2)	<b>2nd (+18.0)</b>	<b>8th (6.1)</b>
2008-09 (UM)	<b>1st (37.1)</b>	<b>10th (30.0)</b>	19th (+6.1)	<b>2nd (+16.3)</b>	<b>7th (6.0)</b>
2009-10 (UK)	<b>3rd (37.8)</b>	47th (31.3)	<b>4th (+8.1)</b>	<b>6th (+14.3)</b>	<b>4th (7.2)</b>
2010-11 (UK)	15th (39.4)	59th (32.4)	60th (+3.6)	13th (+11.4)	<b>3rd (6.3)</b>
2011-12 (UK)	<b>1st (37.4)</b>	67th (31.8)	12th (+6.8)	<b>1st (+16.8)</b>	<b>1st (8.6)</b>
2012-13 (UK)	30th (39.2)	104th (32.4)	48th (+4.3)	48th (+8.2)	<b>3rd (6.6)</b>
2013-14 (UK)	59th (41.1)	67th (32.2)	<b>2nd (+9.4)</b>	43rd (+8.2)	13th (5.9)
2014-15 (UK)	<b>1st (35.4)</b>	<b>3rd (27.1)</b>	15th (+6.8)	<b>1st (+20.1)</b>	<b>2nd (6.9)</b>
2015-16 (UK)	24th (39.7)	75th (32.6)	39th (+5.2)	17th (+11.4)	<b>6th (5.8)</b>
2016-17 (UK)	98th (42.4)	12th (30.6)	39th (+4.7)	<b>9th (+13.4)</b>	15th (5.3)
2017-18 (UK)	14th (40.4)	<b>4th (30.1)</b>	40th (+5.1)	68th (+6.5)	31st (4.8)
2018-19 (UK)	135th (42.3)	324th (38.0)	<b>6th (+11.8)</b>	39th (+13.7)	11th (5.8)

rankings through Dec. 29

## Former Players' NBA Awards

<b>NBA Player of the Year</b>	Anthony Davis (1st) 2015	Anthony Davis (2nd) 2017	John Wall 2014
Derrick Rose 2011	DeMarcus Cousins (2nd) 2015	Anthony Davis (2nd) 2015	Derrick Rose 2012
<b>NBA Rookie of the Year</b>	Derrick Rose (1st) 2012	John Wall (2nd) 2015	Derrick Rose 2011
Karl-Anthony Towns 2016	Derrick Rose (1st) 2011	Marcus Camby (1st) 2008	Derrick Rose 2010
Tyreke Evans 2010	<b>All-NBA Rookie Team</b>	Marcus Camby (1st) 2007	
Derrick Rose 2009	Jamal Murray (2nd) 2017	Marcus Camby (2nd) 2006	<b>All-Star Game MVP</b>
	K. Towns (1st) 2016	Marcus Camby (2nd) 2005	Anthony Davis 2017
<b>NBA Defensive Player of the Year</b>	Devin Booker (1st) 2016	<b>NBA All-Star Team</b>	<b>Rising Stars Challenge MVP</b>
Marcus Camby 2007	W. Cauley-Stein (2nd) 2016	DeMarcus Cousins 2018	Jamal Murray 2017
	Nerlens Noel (1st) 2015	Anthony Davis 2018	John Wall 2011
	Anthony Davis (1st) 2013	Karl-Anthony Towns 2018	Tyreke Evans 2010
<b>NBA Cares Community Assist Award</b>	M. Kidd-Gilchrist (2nd) 2013	John Wall 2018	
DeMarcus Cousins 2017	Brandon Knight (1st) 2012	DeMarcus Cousins 2017	<b>Slam Dunk Contest Winner</b>
John Wall 2016	D. Cousins (1st) 2011	Anthony Davis 2017	John Wall 2014
	John Wall (1st) 2011	John Wall 2017	
	Eric Bledsoe (2nd) 2011	DeMarcus Cousins 2016	<b>Three-Point Contest Winner</b>
<b>All-NBA Team</b>	Tyreke Evans (1st) 2010	Anthony Davis 2016	Devin Booker 2018
Anthony Davis (1st) 2018	Derrick Rose (1st) 2010	John Wall 2016	
K. Towns (3rd) 2018	Marcus Camby (1st) 1997	DeMarcus Cousins 2015	<b>Skills Challenge Winner</b>
Anthony Davis (1st) 2017		Anthony Davis 2015	Karl-Anthony Towns 2016
John Wall (3rd) 2017	<b>All-NBA Defensive Team</b>	John Wall 2015	
DeMarcus Cousins (2nd) 2016	Anthony Davis (1st) 2018	Anthony Davis 2014	

## Recruiting Trail

The Wildcats have signed more top-25 players under John Calipari's leadership than any other school. Nearly a quarter of all Rivals' top-10 prospects nationally over the past 10 classes have signed with Coach Cal and the Cats.

PLAYER (YEAR)	ESPN	RIVALS	247	MCD	JB
Dontaie Allen ('19)	91	54	84		
Tyrese Maxey ('19)	7	9	10		
Ashton Hagans ('18)	20	13	12		
Tyler Herro ('18)	30	36	38		Y
Keldon Johnson ('18)	7	15	18	Y	Y
EJ Montgomery ('18)	14	11	6		Y
Zan Payne ('18)	NR	NR	NR		
Immanuel Quickley ('18)	25	22	19		Y
Jemarl Baker ('17)	66	82	90		
Hamidou Diallo ('17)	11~	10~	11		
Shai Gilgeous-Alexander ('17)	35	34	20		
Quade Green ('17)	24	22	33	Y	Y
Kevin Knox ('17)	10	10	18	Y	Y
Nick Richards ('17)	17	17	15	Y	Y
Jarred Vanderbilt ('17)	19	14	12	Y	Y
PJ Washington ('17)	12	15	9	Y	Y
Bam Adebayo ('16)	5	7	12	Y	Y
Brad Calipari ('16)	NR	NR	NR		
De'Aaron Fox ('16)	6	6	6	Y	Y
Wenwen Gabriel ('16)	14	13	14		Y
Sacha Killeya-Jones ('16)	24	24	25	Y	
Malik Monk ('16)	9	9	10	Y	Y
Tai Wynyard ('16)	NR	NR	NR		
Isaiah Briscoe ('15)	13	10	16	Y	Y
Jonny David ('15)	NR@	NR@	NR@		
Isaac Humphries ('15)	49	NR^	62		
Skal Labissiere ('15)	2	1	2		Y
Charles Matthews ('15)	42	48	74	Y	
Jamal Murray ('15)	NA^	9	10		
Dillon Pulliam ('15)	NA^	NA#	NA#		
Devin Booker ('14)	18	29	22	Y	Y
Trey Lyles ('14)	6	13	17	Y	Y
Karl-Anthony Towns ('14)	9	5	2	Y	Y
Tyler Ulis ('14)	25	21	20	Y	Y
EJ Floreal ('13)	NR@	NR@	NR@		
Aaron Harrison ('13)	9	7	5	Y	Y
Andrew Harrison ('13)	5	5	3	Y	Y
Dominique Hawkins ('13)	NR	NR	151		
Dakari Johnson ('13)	7	9	8	Y	Y
Marcus Lee ('13)	25	19	14	Y	Y
Julius Randle ('13)	3	2	2	Y	Y
Derek Willis ('13)	NR	115	58		
James Young ('13)	8	11	10	Y	Y
Archie Goodwin ('12)	15	14	18	Y	Y
Willie Cauley-Stein ('12)	40	40	47		
Tod Lanter ('12)	NA#@	NA#@	NA#@		
Julius Mays ('12)	NA#	NA#	NA#		
Nerlens Noel ('12)	1	2	1		Y
Alex Pooythress ('12)	13	8	7	Y	Y
Twany Beckham ('11)	NA#	NA#	NA#		
Anthony Davis ('11)	1	2	1	Y	Y
Ryan Harrow ('11)	NA#	NA#	NA#		
Michael Kidd-Gilchrist ('11)	4	3	2	Y	Y
Sam Malone ('11)	NR@	NR@	NR@		
Brian Long ('11)	NR@	NR@	NR@		
Marquis Teague ('11)	8	5	6	Y	Y
Kyle Wiltjer ('11)	19	22	21	Y	Y
Terrence Jones ('10)	9	13	8*	Y	Y
Enes Kanter ('10)	25	3	3*		
Brandon Knight ('10)	4	6	6*	Y	Y
Doron Lamb ('10)	29	21	28*	Y	Y
Jarrod Polson ('10)	NR@	NR@	NR*@		
Stacey Poole, Jr. ('10)	51	33	67*		
Eloy Vargas ('10)	NA#	NA#	NA#		
Eric Bledsoe ('09)	NR	23	37*		
DeMarcus Cousins ('09)	4	2	3*	Y	Y
Darnell Dodson ('09)	NA#	NA#	NA#		
Jon Hood ('09)	92	40	46*		
Daniel Orton ('09)	13	22	17*		Y
John Wall ('09)	5	1	2*		Y

<b>Top-10 Players</b>	<b>22</b>	<b>23</b>	<b>23</b>
<b>Top-25 Players</b>	<b>41</b>	<b>43</b>	<b>42</b>
<b>Top-50 Players</b>	<b>47</b>	<b>50</b>	<b>48</b>

**McDonald's All-Americans** 33  
**Jordan Brand Classic All-Americans** 37

\* Scout.com ranking | ~ final ranking in the 2017 class before early enrollment | ^ reclassified after final rankings were released | # transfer | @ joined team as walk-on





# COACH CALIPARI

A “players-first” coach with a penchant for helping people reach their dreams, John Calipari, a Naismith Memorial Basketball Hall of Famer, has guided six teams to the Final Four, led one to a national championship and helped 46 players get selected in the NBA Draft during his 26-year college coaching career.

Calipari guided Kentucky to its eighth national championship and his first national title in 2012. In becoming only the second coach in NCAA history to lead three different schools to the Final Four, he has racked up more than 700 on-court victories, 19 NCAA Tournament appearances, six Final Fours and numerous national coach of the year honors.

In 2015, Coach Cal led college basketball’s first ever 38-0 team, and became one of just three coaches to make four Final Fours in a five-year span. At the end of the season, Calipari became the 96th coach to join the Naismith Memorial Basketball Hall of Fame.

While building a program out of obscurity at Massachusetts, laying the foundation at Memphis and restoring luster at the sport’s greatest program at Kentucky, he has totaled the second-most wins in NCAA history in the first 20 years of a college coaching career.

Quite honestly, though, Calipari’s on-court success overshadows a much more significant picture.

In his goal to lead a players-first program, he has helped 46 players realize their dreams and guided them to NBA Draft selections, including a record five first-round draft picks in 2010. Two years later, six Wildcats heard their names called at the 2012 draft, the most in the two-round draft era. UK, with Calipari’s help, would tie those six picks again in 2015, including a record-tying four lottery selections. His four No. 1 overall picks are twice as many as any other coach, and he’s had 35 players drafted during his first nine years at Kentucky, including 26 first-round picks.

Calipari’s players have entered the league NBA-ready. His players have garnered 18 All-Star selections, with Anthony Davis winning the game’s MVP honor in 2017. Rose was named MVP in 2011, five players have been tabbed All-NBA, three have been named NBA Rookie of the Year, and 11 players from Calipari’s first nine teams at Kentucky have made the NBA All-Rookie teams.

Much like he did at UMass, where his players graduated at nearly 80 percent, Calipari has stressed academics. Fifteen of his last 18 seniors at Memphis earned their bachelor’s degrees, and all 17 players at UK who were eligible to graduate by the end of their senior years walked away with a diploma in hand, including three players who earned their degree in just three years. Another Wildcat, Dillon Pulliam, is set to graduate in May of 2018. Calipari’s teams routinely have posted a combined team grade-point averages of 3.0 or better.

His foundation, The Calipari Foundation, has raised millions of dollars to help the lives of those in need in the Commonwealth and across the country. In 2010, he used a telethon to raise more than \$1 million for victims of the devastating earthquake in Haiti. He organized another one in 2012 for victims of Superstorm Sandy and another one in 2017 for victims of Hurricane Harvey.

In 2013, Calipari developed the idea of hosting an annual alumni weekend around his basketball fantasy experience with the intent to raise money for charity. After generating \$350,000 for selected organizations and charities during the inaugural game, the weekend (the game and the fantasy experience) has generated more than \$1 million for charity every year since, including in 2014 without the funds from an alumni game and 2016 with a celebrity softball game in place of the traditional basketball game.

In 2017, Coach Cal was named the head coach of the 2017 USA Basketball Men’s U19 World Cup Team, which finished third at the 2017 FIBA U19 World Cup in Cairo.

Author of five books, including the New York Times Best Seller “Players First: Coaching from the Inside Out,” Calipari is a master of communication and maximizing talent. He lives by the motto that “it’s never a matter of how far you have fallen, but instead it’s about how high you bounce back.”

## BIOGRAPHICAL INFORMATION

**Date of Birth:** Feb. 10, 1959 | **Wife:** Ellen  
**Children:** Erin, Megan, Brad

### Education

Clarion State (1982)

### Head Coaching Experience

University of Massachusetts (1989-96)  
New Jersey Nets (NBA) (1997-99)  
University of Memphis (2001-09)  
**University of Kentucky (2010-present)**

## COACHING AWARDS

- 2018 Naismith Hall of Fame 'Service Above Self' Honoree
- 2018 NABC Metropolitan Award
- 2015 Naismith Memorial Basketball Hall of Fame Inductee
- 2015 AP National Coach of the Year
- 2015 Naismith National Coach of the Year
- 2015 NABC National Coach of the Year
- 2015 The Sporting News National Coach of the Year
- 2015 Adolph Rupp National Coach of the Year
- 2015 SEC Coach of the Year (AP/Coaches)
- 2015 USBWA District IV Coach of the Year
- 2012 Nell & John Wooden Coach of the Year Leadership Award
- 2012 Naismith National Coach of the Year Finalist
- 2012 SEC Coach of the Year (AP/Coaches)
- 2010 Adolph Rupp National Coach of the Year
- 2010 Naismith National Coach of the Year Finalist
- 2010 SEC Coach of the Year (AP)
- 2010 *Sporting News* SEC Coach of the Year
- 2010 Yahoo! Sports SEC Coach of the Year
- 2010 USBWA District IV Coach of the Year
- 2009 NABC National Co-Coach of the Year
- 2009 *Sports Illustrated* National Coach of the Year
- 2009 Phelan National Coach of the Year
- 2009 Iba National Coach of the Year Finalist
- 2009 C-USA Coach of the Year
- 2008 Naismith National Coach of the Year
- 2008 C-USA Coach of the Year
- 2008 Iba National Coach of the Year Finalist
- 2008 Phelan National Coach of the Year Finalist
- 2007 Phelan National Coach of the Year Finalist
- 2007 USBWA District IV Coach of the Year
- 2007 *Basketball Times* South Region Coach of the Year
- 2006 C-USA Coach of the Year
- 2004 NABC District 7 Coach of the Year
- 1996 Naismith National Coach of the Year
- 1996 NABC National Coach of the Year
- 1996 *The Sporting News* National Coach of the Year
- 1996 Atlantic 10 Coach of the Year
- 1995 Naismith National Coach of the Year Finalist
- 1994 Naismith National Coach of the Year Finalist
- 1994 Atlantic 10 Coach of the Year
- 1993 USBWA District I Coach of the Year
- 1993 Atlantic 10 Coach of the Year
- 1992 Eastern Basketball Coach of the Year

CHART SHOWS STATS FROM 2009-10 SEASON THROUGH 2017-18

ONLY SCHOOLS WITH AT LEAST TWO OR MORE ELITE EIGHTS AND AT LEAST ONE FINAL FOUR WERE CONSIDERED

TEAMS	WINS	NCAA TOURNAMENT WINS	NATIONAL TITLES	FINAL FOURS	ELITE EIGHTS	SWEET 16'S	LEAGUE TITLES (RS)	LEAGUE TOURNAMENT TITLES
ARIZONA	247	13	0	0	3	5	5	3
DUKE	267	23	2	2	4	6	1	3
FLORIDA	226	17	0	1	5	5	3	1
GONZAGA	271	17	0	1	2	4	8	7
KANSAS	278	23	0	2	5	5	9	5
KENTUCKY	275	28	1	4	6	7	5	6
LOUISVILLE	238	16	1	2	3	4	2	3
MICHIGAN	217	17	0	2	3	4	2	2
MICHIGAN ST.	238	17	0	2	3	5	3	3
N. CAROLINA	248	22	1	2	4	5	4	1
SYRACUSE	232	18	0	2	3	5	0	0
UCONN	197	13	2	2	2	2	0	2
VILLANOVA	244	16	2	2	2	2	4	3
WISCONSIN	228	18	0	2	2	6	1	1



# COACH CALIPARI

## NCAA DIVISION I ACTIVE WINNINGEST COACHES

(On-Court By Percentage - Min. 10 yrs. at Division I level)

NO.	COACH/TEAM	YRS.	PCT.
1.	Mark Few/Gonzaga	18	.819
2.	Roy Williams/UNC	30	.788
3.	<b>John Calipari/Kentucky</b>	<b>26</b>	<b>.779</b>
4.	Mike Krzyzewski/Duke	43	.765
5.	Bill Self/Kansas	25	.765

\*numbers going into the 2018-19 season

## SINCE 2005-06 ...

Since the 2005-06 season, John Calipari's on-court record ranks him as the winningest coach. Totals through Dec. 29, 2018.

COACH	RECORD
1. <b>John Calipari</b>	<b>422-80</b>
2. Bill Self	411-80
3. Mike Krzyzewski	390-93
4. Mark Few	388-83
5. Roy Williams	381-114

## MISCELLANEOUS ON-COURT RECORDS

**Overall On-Court Record:** .....730-206 (.780)  
**March/April Record:** .....157-44 (.781)  
**NCAA Record:** .....53-18 (.746)  
**Record in Conference Games:** .....329-101 (.765)  
**Record in Conference Tournament:** .....56-12 (.824)

- Calipari owns the most single-season wins with 38, tying his own record (Memphis in '08 and UK in '12) in 2015 with 38 wins. He owns the most single-season wins at UMass, Memphis and UK
- Calipari is one of two coaches (Roy Williams) in NCAA Division I history to have 400 or more wins in the first 16 years as a head coach. Calipari had 416 wins in his first 16 years
- Calipari is the winningest coach in NCAA Division I history for a five-year span with 173 victories (2008-12)
- Calipari is the first coach in NCAA Division I history to record five straight on-court 30-win seasons. Memphis hit the 30-win plateau from 2006-09
- Calipari is one of only two coaches (Rick Pitino) to lead three different schools to a Final Four
- Calipari is one of only three coaches (John Wooden, Mike Krzyzewski) to go to four Final Fours in five seasons
- Calipari started with a 54-0 record in Rupp Arena as head coach of the Wildcats
- Calipari has 31 players that have been chosen in the NBA Draft (24 first-round picks) over the last eight seasons
- Calipari has more wins (327) in a 10-year period (2006-15) than any other coach in college basketball history
- Calipari is the second-fastest Division I men's basketball coach to reach 200 victories at a single school, behind only LIU-Brooklyn's Claire Bee
- Calipari's 30 combined regular season and tournament league titles trail only Mark Few (32) of Gonzaga for the most among active coaches
- Calipari became the fourth-fastest coach to 700 on-court wins, behind only Adolph Rupp, Jerry Tarkanian and Roy Williams
- Calipari has the third-most wins in school history, behind only Adolph Rupp and Joe B. Hall

## CAL IN CONFERENCE

SEC COACHES	CONFERENCE CHAMPIONSHIPS	Tournament Championships	Conference Coach of the Year
Avery Johnson, Alabama	0	0	0
Mike Anderson, Arkansas	1	1	1
Bruce Pearl, Auburn	8	2	7
Michael White, Florida	3	0	3
Tom Crean, Georgia	3	0	3
<b>John Calipari, Kentucky</b>	<b>15</b>	<b>15</b>	<b>9</b>
Will Wade, LSU	0	0	1
Cuonzo Martin, Missouri	1	0	1
Kermit Davis, Ole Miss	7	4	3
Ben Howland, Mississippi State	7	4	3
Frank Martin, South Carolina	0	0	1
Rick Barnes, Tennessee	4	1	6
Billy Kennedy, Texas A&M	5	2	4
Bryce Drew, Vanderbilt	4	2	3
<b>TOTALS</b>	<b>58</b>	<b>31</b>	<b>45</b>

## CALIPARI VS. ALL OPPONENTS

Alabama ..... 15-3	George Mason ..... 1-0	Morehead State ..... 2-0	St. Bonaventure ..... 17-1
Albany ..... 1-0	George Washington ..... 8-9	Murray State ..... 1-0	St. John's ..... 1-0
Arizona ..... 2-1	Georgetown ..... 2-1	Nevada ..... 1-0	St. Joseph's ..... 15-5
Arizona State ..... 2-1	Georgia ..... 16-2	New Hampshire ..... 5-0	St. Mary's ..... 1-0
Arkansas ..... 11-6	Georgia Tech ..... 1-1	New Mexico ..... 1-0	St. Peter's ..... 1-0
Arkansas-Little Rock ..... 3-0	Gonzaga ..... 4-0	New Orleans ..... 1-0	Stanford ..... 3-2
Arkansas-Pine Bluff ..... 1-0	Grand Canyon ..... 1-0	NJIT ..... 1-0	Stephen F. Austin ..... 1-0
Arkansas State ..... 4-0	Hampton ..... 1-0	North Carolina ..... 7-3	Stony Brook ..... 1-0
Auburn ..... 9-2	Hartford ..... 2-0	North Carolina State ..... 1-0	Syracuse ..... 3-2
Austin Peay ..... 6-1	Harvard ..... 2-0	North Dakota ..... 1-0	TCU ..... 7-1
Baylor ..... 1-2	Hofstra ..... 1-0	North Texas ..... 1-0	Temple ..... 13-11
Belmont ..... 2-0	Holy Cross ..... 4-1	Northeastern ..... 3-1	Tennessee ..... 15-9
Boise State ..... 1-0	Houston ..... 16-3	Northern Kentucky ..... 2-0	Tennessee State ..... 1-0
Boston ..... 7-1	Howard ..... 1-0	Northwestern State ..... 1-0	Tennessee Tech ..... 1-0
Boston College ..... 2-0	Illinois ..... 1-1	Notre Dame ..... 2-1	Texas ..... 2-2
Bradley ..... 1-0	Illinois State ..... 1-0	Oakland ..... 1-0	Texas A&M ..... 8-3
Bucknell ..... 1-0	Indiana ..... 3-2	Ohio State ..... 1-2	Towson State ..... 1-0
Buffalo ..... 2-0	Iowa ..... 0-1	Oklahoma ..... 5-1	Troy ..... 1-0
BYU ..... 1-0	Iowa State ..... 2-0	Oklahoma State ..... 0-2	Tulane ..... 16-0
Cal State Northridge ..... 1-0	Jackson State ..... 2-0	Old Dominion ..... 2-0	Tulsa ..... 11-1
Canisius ..... 1-0	Kansas ..... 3-6	Ole Miss ..... 14-4	UAB ..... 14-3
Central Conn. St. .... 2-0	Kansas State ..... 2-1	Oral Roberts ..... 1-0	UCF ..... 5-0
Charlotte ..... 2-3	Keene State ..... 1-0	Oregon State ..... 1-0	UCLA ..... 4-4
Chattanooga ..... 2-0	Kentucky ..... 2-4	Pennsylvania ..... 3-0	UNC Asheville ..... 2-0
Christian Brothers ..... 2-0	La Salle ..... 3-0	Penn State ..... 4-4	UNC Greensboro ..... 2-0
Cincinnati ..... 6-7	Lafayette (Pa.) ..... 1-0	Pepperdine ..... 1-0	UNC Wilmington ..... 1-0
Cleveland State ..... 4-0	Lamar ..... 4-0	Pittsburgh ..... 2-1	UIC ..... 1-0
Coastal Carolina ..... 1-0	LIU-Brooklyn ..... 1-0	Portland ..... 3-0	USF ..... 10-1
Colorado ..... 1-1	Lipscomb ..... 1-0	Princeton ..... 2-0	Utah ..... 2-1
Colorado State ..... 0-1	Long Beach State ..... 1-0	Providence ..... 3-1	Utah Valley ..... 1-0
Columbia ..... 1-0	Louisiana Tech ..... 1-1	Purdue ..... 2-1	UTEP ..... 5-0
Connecticut ..... 2-5	Louisville ..... 16-7	Radford ..... 1-0	UT Arlington ..... 3-0
Coppin State ..... 1-0	Loyola ..... 1-0	Rhode Island ..... 16-2	UT Martin ..... 5-0
Cornell ..... 1-0	Lowell ..... 2-1	Rice ..... 4-0	Valparaiso ..... 1-0
Dartmouth ..... 1-0	LSU ..... 11-2	Richmond ..... 1-0	Vanderbilt ..... 15-4
Davidson ..... 1-0	Manhattan ..... 2-0	Rider ..... 1-0	Vermont ..... 3-0
Dayton ..... 1-0	Marist ..... 2-0	Robert Morris ..... 1-1	Villanova ..... 2-0
DePaul ..... 4-2	Marquette ..... 3-1	Rutgers ..... 11-4	Virginia ..... 0-1
Detroit ..... 1-0	Marshall ..... 6-0	Saint Louis ..... 4-3	Virginia Tech ..... 3-0
Drexel ..... 2-0	Maryland ..... 5-3	Sam Houston State ..... 1-0	VMI ..... 1-0
Duke ..... 1-3	Massachusetts ..... 1-0	Samford ..... 3-0	Wake Forest ..... 2-1
Duquesne ..... 12-4	Memphis ..... 1-0	Santa Clara ..... 1-0	Washington ..... 1-0
East Carolina ..... 7-0	Miami (Fla.) ..... 0-1	Savannah State ..... 1-0	West Virginia ..... 13-7
East Tennessee State ... 4-0	Miami (Ohio) ..... 2-0	Seton Hall ..... 1-1	Western Kentucky ..... 2-0
Eastern Kentucky ..... 3-0	Michigan ..... 1-0	Siena ..... 4-0	Wichita State ..... 2-0
Eastern Michigan ..... 2-0	Michigan State ..... 2-1	SMU ..... 7-0	Winthrop ..... 3-0
Fairfield ..... 1-0	Middle Tennessee ..... 3-0	South Carolina ..... 13-3	Wisconsin ..... 1-1
Florida ..... 15-8	Milwaukee ..... 1-0	South Connecticut ..... 1-0	Wofford ..... 1-0
Florida State ..... 1-1	Mississippi State ..... 12-0	Southeastern Louisiana 3-0	Wright State ..... 1-0
Florida Tech ..... 0-1	Mississippi Valley St. .... 1-0	Southern Cal ..... 2-0	Xavier ..... 2-2
Fordham ..... 5-0	Missouri ..... 8-3	Southern Illinois ..... 1-0	Yale ..... 1-0
Fort Wayne ..... 1-0	Monmouth ..... 2-0	Southern Miss ..... 15-4	
Furman ..... 1-0	Montana State ..... 1-0	Southwest Texas St. .... 1-0	



# INDIVIDUAL GAME RECORDS CAL ERA

MOST POINTS			MOST POINTS/REBOUNDS/ASSISTS		
Pts.	Player vs. Opponent	Date	P/R/A	Player vs. Opponent	Date
47	Malik Monk vs. North Carolina	12/17/16	49 (47/0/2)	Malik Monk vs. UNC	12/17/16
39	De'Aaron Fox vs. UCLA	3/24/17	47 (27/17/3)	Terrence Jones vs. Notre Dame	12/8/10
37	Malik Monk vs. GEORGIA	1/31/17	46 (29/13/4)	PJ Washington vs. Seton Hall	12/8/18
35	Jamal Murray vs. FLORIDA	2/6/16	46 (39/3/4)	De'Aaron Fox vs. UCLA	3/24/17
35	Terrence Jones vs. AUBURN	1/11/11	45 (29/13/3)	Terrence Jones vs. Oklahoma	11/22/10
34	Kevin Knox at West Virginia	1/27/17	45 (27/18/0)	DeMarcus Cousins vs. SAM HOUSTON STATE	11/19/09
34	Malik Monk at Ole Miss	12/29/16	44 (24/19/1)	Michael Kidd-Gilchrist vs. LOUISVILLE	12/31/11
33	Malik Monk vs. FLORIDA	2/25/17	43 (33/9/2)	Jamal Murray at Vanderbilt	2/27/16
33	Jamal Murray at Vanderbilt	2/27/16	43 (35/8/0)	Terrence Jones vs. AUBURN	1/11/11
33	Jamal Murray vs. Ohio State	12/19/15	42 (33/4/5)	Malik Monk vs. FLORIDA	2/25/17
32	Doron Lamb vs. WINTHROP	12/22/10	42 (23/11/8)	Isaiah Briscoe vs. GEORGIA	1/31/17
30	Shai Gilgeous-Alexander vs. VANDERBILT	1/30/18	42 (35/6/1)	Jamal Murray vs. FLORIDA	2/6/16
30	Tyler Ulis vs. Texas A&M	3/13/16			
30	Brandon Knight vs. West Virginia	3/19/11			
29	PJ Washington vs. Seton Hall	12/8/18			
29	Shai Gilgeous-Alexander vs. Tennessee	3/11/18			
29	Julius Randle vs. BELMONT	12/21/13			
29	Terrence Jones vs. Oklahoma	11/22/10			
29	Eric Bledsoe vs. East Tennessee State	3/18/10			
<b>SEC:</b> 37, Malik Monk vs. GEORGIA, 1/31/17 <b>Postseason:</b> 39, De'Aaron Fox vs. UCLA, 3/24/17 <b>SEC Tourney:</b> 30, Tyler Ulis vs. Texas A&M, 3/13/16 <b>NCAA Tourney:</b> 39, De'Aaron Fox vs. UCLA, 3/24/17 <b>Rupp Arena:</b> 37, Malik Monk vs. GEORGIA, 1/31/17 <b>On the Road:</b> 34, Kevin Knox at West Virginia, 1/27/17 <b>Neutral:</b> 47, Malik Monk vs. North Carolina, 12/17/16 <b>SEC Road:</b> 34, Malik Monk at Ole Miss, 12/29/16 <b>Ranked Opp.:</b> 47, Malik Monk vs. North Carolina, 12/17/16 <b>Freshman:</b> 47, Malik Monk vs. North Carolina, 12/17/16 <b>Sophomore:</b> 30, Tyler Ulis vs. Texas A&M, 3/13/16 <b>Junior:</b> 25, Derek Willis vs. TENNESSEE, 2/18/16 <b>Senior:</b> 25, Alex Poythress at Alabama, 1/19/16 <b>Opener:</b> 25, Terrence Jones vs. ETSU, 11/12/10 <b>SEC Opener:</b> 34, Malik Monk at Ole Miss, 12/29/16 <i>**In some cases, the most recent occurrence is listed</i>			<b>SEC:</b> 16, Wenyen Gabriel, vs. AUBURN, 1/14/17 <b>Postseason:</b> 18, Bam Adebayo, vs. NKU, 3/17/17 <b>SEC Tourney:</b> 16, Julius Randle vs. LSU, 3/14/14 <b>NCAA Tourney:</b> 18, Bam Adebayo, vs. NKU, 3/17/17 <b>Rupp Arena:</b> 19, Nick Richards vs. SOUTHERN ILLINOIS, 11/9/18 <b>On the Road:</b> 17, Terrence Jones at Wash., 11/23/10 <b>SEC Road:</b> 15, Bam Adebayo at Missouri, 2/21/17 <b>Ranked Opp.:</b> 19, Michael Kidd-Gilchrist vs. LOUISVILLE, 12/31/11 <b>Freshman:</b> 19, Michael Kidd-Gilchrist vs. LOUISVILLE, 12/31/11 <b>Sophomore:</b> 19, Nick Richards vs. SOUTHERN ILLINOIS, 11/9/18 <b>Junior:</b> 18, Patrick Patterson vs. RIDER, 11/21/09 <b>Senior:</b> 14, Josh Harrellson at Arkansas, 2/23/11 <b>Opener:</b> 16, Julius Randle vs. UNC ASHEVILLE, 11/8/13 <b>SEC Opener:</b> 12, Willie Cauley-Stein vs. OLE MISS, 1/6/15 <i>**In some cases, the most recent occurrence is listed</i>		
MOST REBOUNDS			MOST MINUTES WITHOUT A TURNOVER		
Rebs	Player vs. Opponent	Date	Mins.	Player vs. Opponent	Date
19	Nick Richards vs. SOUTHERN ILLINOIS	11/9/18	44	Darius Miller at Arkansas	2/23/11
19	Michael Kidd-Gilchrist vs. LOUISVILLE	12/31/11	41	Aaron Harrison vs. LSU	2/22/14
18	PJ Washington vs. VMI	11/18/18	40	Tyler Ulis vs. Duke	11/17/15
18	Bam Adebayo vs. Northern Kentucky	3/17/17	40	Aaron Harrison vs. OLE MISS	1/6/15
18	Anthony Davis vs. CHATTANOOGA	12/17/11	40	Alex Poythress vs. MISSOURI	2/23/13
18	DeMarcus Cousins vs. LOUISVILLE	1/2/10	39	Nerlens Noel vs. TEXAS A&M	1/12/13
18	Patrick Patterson vs. RIDER	11/21/09	39	Ryan Harrow at Louisville	12/29/12
18	DeMarcus Cousins vs. SAM HOUSTON STATE	11/19/09	39	Anthony Davis vs. ALABAMA	1/21/12
17	Terrence Jones vs. Notre Dame	12/8/10	39	Michael Kidd-Gilchrist vs. LOUISVILLE	12/31/11
17	Terrence Jones at Washington	11/23/10	38	Aaron Harrison at LSU	1/28/14
16	Wenyen Gabriel vs. AUBURN	1/14/17	38	Patrick Patterson vs. Mississippi State	3/14/10
16	Julius Randle vs. LSU	3/14/14			
16	Julius Randle vs. UNC ASHEVILLE	11/8/13			
16	Nerlens Noel vs. BAYLOR	12/1/12			
16	Anthony Davis vs. Kansas	4/2/12			
16	Anthony Davis vs. LITTLE ROCK	1/3/12			
MOST OFFENSIVE REBOUNDS			MOST BLOCKED SHOTS		
Rebs	Player vs. Opponent	Date	Blks.	Player vs. Opponent	Date
9	Nick Richards vs. SOUTHERN ILLINOIS	11/9/18	12	Nerlens Noel at Ole Miss	1/29/13
9	Willie Cauley-Stein vs. ARKANSAS	2/27/14	9	Willie Cauley-Stein vs. BOISE STATE	12/10/13
9	DeMarcus Cousins vs. OLE MISS	2/2/10	9	Willie Cauley-Stein vs. Providence	12/1/13
9	Patrick Patterson vs. RIDER	11/21/09	8	Nerlens Noel at Alabama	1/22/13
8	Bam Adebayo vs. UT MARTIN	11/25/16	8	Anthony Davis at South Carolina	2/4/12
8	Dakari Johnson vs. GRAND CANYON	11/14/14	8	Anthony Davis vs. ST. JOHN'S	12/1/11
8	DeMarcus Cousins vs. VANDERBILT	1/30/10	7	Karl-Anthony Towns vs. VANDERBILT	1/20/15
8	Patrick Patterson at Indiana	12/12/09	7	Willie Cauley-Stein vs. EAST MICHIGAN	11/27/13
8	DeMarcus Cousins vs. SAM HOUSTON STATE	11/19/09	7	Willie Cauley-Stein vs. MISSOURI	2/23/13
			7	Nerlens Noel at Auburn	1/19/13
			7	Nerlens Noel vs. TEXAS A&M	1/12/13
			7	Nerlens Noel vs. LIPSCOMB	12/15/12
			7	Nerlens Noel vs. PORTLAND	12/8/12
			7	Anthony Davis vs. Western Kentucky	3/15/12
			7	Anthony Davis at Vanderbilt	2/11/12
			7	Anthony Davis vs. TENNESSEE	1/31/12
			7	Anthony Davis vs. ARKANSAS	1/17/12
			7	Anthony Davis vs. SOUTH CAROLINA	1/7/12
			7	Anthony Davis vs. Kansas	11/15/11
MOST DEFENSIVE REBOUNDS			SEC:		
Rebs	Player vs. Opponent	Date	12, Nerlens Noel at Ole Miss, 1/29/13		
15	Terrence Jones vs. Notre Dame	12/8/10	<b>Postseason:</b> 7, A. Davis vs. Western Kentucky, 3/15/12		
14	DeMarcus Cousins vs. LOUISVILLE	1/2/10	<b>SEC Tourney:</b> 6, Anthony Davis vs. LSU, 3/11/12		
13	Anthony Davis vs. LSU	3/9/12	<b>NCAA Tourney:</b> 7, A. Davis vs. Western Kentucky, 3/15/12		
13	Michael Kidd-Gilchrist vs. LOUISVILLE	12/31/11	<b>Rupp Arena:</b> 9, Willie Cauley-Stein vs. BOISE STATE, 12/10/13		
13	Anthony Davis vs. CHATTANOOGA	12/17/11	<b>On the Road:</b> 12, Nerlens Noel at Ole Miss, 1/29/13		
13	Terrence Jones vs. Washington	11/23/10	<b>SEC Road:</b> 12, Nerlens Noel at Ole Miss, 1/29/13		
12	Jarred Vanderbilt vs. MISSOURI	2/24/18	<b>Ranked Opp.:</b> 12, Nerlens Noel at Ole Miss, 1/29/13		
12	Bam Adebayo vs. Northern Kentucky	3/17/17	<b>Freshman:</b> 12, Nerlens Noel at Ole Miss, 1/29/13		
12	Karl-Anthony Towns vs. GEORGIA	2/3/15	<b>Sophomore:</b> 9, Willie Cauley-Stein vs. BOISE STATE, 12/10/13		
12	Julius Randle vs. Kansas State	3/21/14	<b>Junior:</b> 4, Willie Cauley-Stein vs. ARKANSAS, 2/28/15		
12	Anthony Davis vs. Kansas	4/2/12	<b>Senior:</b> 6, Josh Harrellson vs. PENN, 1/3/11		
12	Anthony Davis vs. Louisville	3/31/12	<b>Opener:</b> 5, Anthony Davis vs. MARIST, 11/11/11		
12	Anthony Davis vs. LITTLE ROCK	1/3/12	<b>SEC Opener:</b> 7, A. Davis vs. SOUTH CAROLINA, 1/7/12		
MOST ASSISTS			<i>**In some cases, the most recent occurrence is listed</i>		
Assts.	Player vs. Opponent	Date	MOST STEALS		
16	John Wall vs. HARTFORD	12/29/09	Stls.	Player vs. Opponent	Date
14	Tyler Ulis vs. LSU	3/5/16	8	Ashton Hagans vs. North Carolina	12/22/18
14	John Wall vs. UNC Asheville	11/30/09	6	Tyler Ulis vs. OLE MISS	1/2/16
12	De'Aaron Fox vs. STEPHEN F. AUSTIN	11/11/16	6	Willie Cauley-Stein vs. GEORGIA	1/25/14
12	Tyler Ulis at South Carolina	2/13/16	6	Nerlens Noel vs. BAYLOR	12/1/12
11	Isaiah Briscoe at Ole Miss	12/29/16	6	John Wall vs. UConn	12/9/09
11	De'Aaron Fox vs. CLEVELAND STATE	11/23/16	6	John Wall vs. UNC Asheville	11/30/09
11	Tyler Ulis at Florida	3/1/16	5	Tyler Herrero vs. MONMOUTH	11/28/18
11	Tyler Ulis at Texas A&M	2/20/16	5	Tyler Herrero vs. NORTH DAKOTA	11/14/18
11	Tyler Ulis vs. FLORIDA	2/6/16	5	Shai Gilgeous-Alexander vs. Davidson	3/15/18
11	John Wall vs. East Tennessee State	3/18/10	5	Malik Monk vs. UCLA	12/3/16
11	John Wall vs. RIDER	11/21/09	5	Aaron Harrison vs. ARKANSAS	2/28/15
			5	Willie Cauley-Stein vs. Texas	12/5/14
			5	DeAndre Liggins vs. TENNESSEE	2/8/11
			5	Darius Miller at Portland	11/19/10
MOST 3-POINTERS MADE			<b>SEC:</b> 6, Tyler Ulis vs. OLE MISS, 1/2/16		
3's	Player vs. Opponent	Date	<b>Postseason:</b> 5, Shai Gilgeous-Alexander vs. Davidson, 3/15/18		
8	Malik Monk vs. North Carolina	12/17/16	<b>SEC Tourney:</b> 5, John Wall vs. Mississippi State, 3/14/10		
8	Jamal Murray vs. FLORIDA	2/6/16	<b>NCAA Tourney:</b> 5, Shai Gilgeous-Alexander vs. Davidson, 3/15/18		
8	Eric Bledsoe vs. ETSU	3/18/10	<b>Rupp Arena:</b> 6, Tyler Ulis vs. OLE MISS, 1/2/16		
MOST FREE THROWS			<b>On the Road:</b> 5, Darius Miller at Portland, 11/19/10		
Fts	Player vs. Opponent	Date	<b>SEC Road:</b> 3, Fox/ Monk at Ole Miss, 12/29/16		
14	Tyler Ulis at Arkansas	1/21/16	<b>Ranked Opp.:</b> 8, Ashton Hagans vs. North Carolina, 12/22/18		
13	Keldon Johnson vs. TENNESSEE STATE	11/23/18	<b>Freshman:</b> 8, Ashton Hagans vs. North Carolina, 12/22/18		
13	De'Aaron Fox vs. UCLA	3/24/17	<b>Sophomore:</b> 6, Tyler Ulis vs. OLE MISS, 1/2/16		
13	Julius Randle at Ole Miss	2/18/14	<b>Junior:</b> 5, Willie Cauley-Stein vs. TEXAS, 12/5/14		
13	Julius Randle vs. BELMONT	12/21/13	<b>Senior:</b> 4, Dominique Hawkins vs. Arkansas, 3/12/17		
			<b>Opener:</b> 4, Knox/Gilgeous-Alexander vs. UTAH VALLEY, 11/10/17		
			<b>SEC Opener:</b> 6, Tyler Ulis vs. OLE MISS, 1/2/16		
			<i>**In some cases, the most recent occurrence is listed</i>		





# TEAM GAME RECORDS CAL ERA

## MOST FIELD GOALS

FGs.	Opponent	Date
46	MARIST	11/11/11
44	vs. Arizona State	11/28/16
44	AUBURN	2/21/15
42	UIC	11/26/17
42	LIU BROOKLYN	11/23/12
41	UT MARTIN	11/25/16
41	HARTFORD	12/29/09
40	vs. North Carolina	12/17/16
40	LAFAYETTE	11/16/12
38	CLEVELAND STATE	11/23/16
38	LSU	3/5/16
38	vs. Wake Forest	3/20/10

## FEWEST FIELD GOALS

FGs.	Opponent	Date
14	at South Carolina	3/1/14
16	vs. Kansas State	3/22/18
16	ALABAMA	3/4/14
17	GEORGIA	12/31/17
17	LOUISVILLE	12/31/11
17	at Auburn	2/12/14
18	vs. LSU	3/9/12
18	vs. Vanderbilt	3/15/13
18	vs. Florida	3/16/14
18	vs. UConn	4/7/14
18	at Texas A&M	1/10/15
18	at South Carolina	1/24/15

## MOST FIELD-GOAL ATTEMPTS

FGs.	Opponent	Date
84	vs. Arizona State	11/28/16
80	UCLA	12/3/16
77	ARKANSAS	1/23/10
76	ARKANSAS	2/27/14
75	MARIST	11/11/11
74	at Ole Miss	12/29/16
74	vs. North Carolina	12/17/16
74	UT MARTIN	11/25/16

## FEWEST FIELD-GOAL ATTEMPTS

FGs.	Opponent	Date
39	at South Carolina	1/24/15
40	at Robert Morris	3/19/13
41	ALABAMA	1/31/15
41	TENNESSEE	1/31/12
42	vs. Kansas State	3/22/18
42	vs. Alabama	3/10/18
42	FLORIDA	2/15/14
42	vs. Providence	12/1/13
42	vs. LSU	3/9/12
42	vs. Cleveland State	11/24/09

## MOST FREE THROWS

FTs.	Opponent	Date
35	vs. Indiana	3/23/12
33	at South Carolina	3/1/14
32	LOUISVILLE	12/31/11
31	MOREHEAD STATE	11/21/12
31	INDIANA	12/11/10
30	vs. Auburn	3/14/15
30	UNC ASHEVILLE	11/8/13
30	vs. Baylor	3/25/12
29	VMI	11/18/18
29	ILLINOIS STATE	11/30/15
29	at North Carolina	12/14/13

## FEWEST FREE THROWS

FTs.	Opponent	Date
3	ETSU	11/17/17
4	vs. UConn	4/2/11
4	VANDERBILT	1/23/16
5	vs. Georgia	3/9/18
6	vs. Michigan	3/30/14
6	at Florida	2/12/13

6	at Alabama	1/22/13
6	vs. Princeton	3/17/11

## MOST FREE-THROW ATTEMPTS

FTs.	Opponent	Date
48	UNC ASHEVILLE	11/8/13
46	ILLINOIS STATE	11/30/15
44	vs. Baylor	3/25/12
44	INDIANA	12/11/10
43	at North Carolina	12/14/13
43	LOUISVILLE	12/31/11
42	at South Carolina	3/1/14
41	vs. TENNESSEE STATE	11/23/18
41	vs. LSU	3/14/14
41	MOREHEAD STATE	11/21/12

## FEWEST FREE-THROW ATTEMPTS

FTs.	Opponent	Date
6	VANDERBILT	1/23/16
10	vs. Georgia	3/9/18
10	vs. Wisconsin	4/4/15
11	at Louisville	12/29/18
11	at LSU	2/10/15
11	vs. Michigan	3/30/14
11	MISSISSIPPI STATE	2/27/13
11	at Florida	2/12/13
11	at Alabama	1/22/13
11	at Florida	3/4/12
11	GEORGIA	3/1/12
11	FLORIDA	2/7/12
11	vs. Princeton	3/17/11

## MOST 3-POINTERS

3s.	Opponent	Date
15	GEORGIA	3/1/12
15	vs. ETSU	3/18/10
14	HARTFORD	12/29/09
13	TEXAS A&M	1/3/17
13	vs. Alabama	3/11/16
13	ETSU	11/12/10
12	UTAH	12/15/18
12	FLORIDA	2/6/16
12	vs. UCLA	12/20/14
12	CHATTANOOGA	12/17/11
12	vs. North Carolina	3/27/11
12	WINTHROP	12/22/10
12	VANDERBILT	1/30/10

## FEWEST 3-POINTERS

3s.	Opponent	Date
0	vs. Davidson	3/15/18
1	at South Carolina	1/16/18
1	at Vanderbilt	1/10/17
1	Texas	12/5/14
1	LSU	2/22/14
1	vs. LSU	3/9/12
1	Tennessee	1/31/12
1	vs. Alabama	3/12/10

## MOST 3-POINT ATTEMPTS

3s.	Opponent	Date
33	CHATTANOOGA	12/17/11
33	vs. ETSU	3/18/10
33	ARKANSAS	1/23/10
32	vs. West Virginia	3/27/10
28	vs. Arizona State	11/28/16
28	at Texas A&M	1/10/15
28	ALABAMA	3/4/14
28	vs. Vanderbilt	3/11/12
28	HARTFORD	12/29/09
27	GEORGIA	3/1/12
27	vs. UConn	4/2/11

## FEWEST 3-POINT ATTEMPTS

3s.	Opponent	Date
5	vs. Wisconsin	4/4/15

5	vs. Wisconsin	4/5/14
5	at Tennessee	1/14/12
6	vs. Davidson	3/15/18
6	FLORIDA	3/7/15
6	Vanderbilt	1/20/15
7	at Missouri	1/29/15
7	PROVIDENCE	11/30/14
7	vs. Louisville	3/31/12
7	at Indiana	12/10/11

## MOST REBOUNDS

Rebs.	Opponent	Date
59	vs. Arizona State	11/28/16
59	ARKANSAS	1/23/10
57	LOUISVILLE	12/31/11
56	ROBERT MORRIS	11/17/13
54	NJIT	11/14/15

## FEWEST REBOUNDS

Rebs.	Opponent	Date
21	ALABAMA	1/31/15
21	at Tennessee	2/16/13
22	vs. Wisconsin	4/4/15
23	UTAH	12/15/18
24	GEORGIA	2/3/15
24	NORTH CAROLINA	12/13/14
24	TENNESSEE	1/18/14
25	vs. Baylor	12/6/13
25	at Robert Morris	3/19/13

## MOST OFFENSIVE REBOUNDS

Rebs.	Opponent	Date
26	ARKANSAS	2/27/14
24	GRAND CANYON	11/14/14
24	vs. West Virginia	3/27/10
22	NJIT	11/14/15
22	at Auburn	2/2/14
22	ARKANSAS	1/23/10
21	at West Virginia	1/27/18
21	VALPARAISO	12/7/16
21	COLUMBIA	12/10/14
21	at South Carolina	3/1/14
21	BAYLOR	12/1/12
21	at Indiana	12/12/09

## FEWEST OFFENSIVE REBOUNDS

Rebs.	Opponent	Date
1	vs. Alabama	3/10/18
3	at South Carolina	1/24/14
5	GEORGIA	2/3/15
5	ALABAMA	1/31/15
5	MISSISSIPPI STATE	2/15/11
5	GEORGIA	1/29/11

## MOST DEFENSIVE REBOUNDS

Rebs.	Opponent	Date
39	vs. Arizona State	11/28/16
39	ROBERT MORRIS	11/17/13
39	EASTERN MICHIGAN	1/2/13
38	TROY	11/20/17
38	vs. Hampton	3/19/15
38	EASTERN KENTUCKY	12/7/14
38	vs. Cleveland State	11/24/09
37	at Texas A&M	1/10/15
37	LOUISVILLE	12/31/11
37	ARKANSAS	1/23/10

## FEWEST DEFENSIVE REBOUNDS

Rebs.	Opponent	Date
9	at Tennessee	2/16/13
13	NORTH CAROLINA	12/13/14
15	vs. Baylor	12/6/13
15	at Alabama	1/18/11
16	UTAH	12/15/18
16	vs. Wisconsin	4/4/15
16	ALABAMA	1/31/15

16	TEXAS A&M	1/12/13
16	at Auburn	1/11/12
16	vs. UConn	11/24/10

## MOST ASSISTS

Assts.	Opponent	Date
33	vs. Arizona State	11/28/16
30	HARTFORD	12/29/09
28	LIU BROOKLYN	11/23/12
28	vs. UNC Asheville	11/30/09
25	CLEVELAND STATE	11/23/16
25	AUBURN	2/21/15
25	vs. UCLA	12/20/14
24	vs. North Carolina	12/22/18
24	at Ole Miss	12/29/16
24	UT MARTIN	11/25/16
24	BOSTON	11/21/14
24	MARIST	11/11/11
24	vs. ETSU	3/18/10

## FEWEST ASSISTS

Assts.	Opponent	Date
5	LSU	2/22/14
6	vs. Kansas State	3/22/18
6	at Florida	3/3/18
6	VANDERBILT	3/1/11

## MOST TURNOVERS

TOs.	Opponent	Date
24	MOREHEAD STATE	11/13/09
23	SAM HOUSTON STATE	11/19/09
22	ETSU	11/17/17
21	LOUISVILLE	12/31/11
21	vs. Old Dominion	11/20/11
21	NORTH CAROLINA	12/5/09
20	EASTERN MICHIGAN	11/27/13
20	ALBANY	11/13/15
20	vs. Cleveland State	11/24/09

## FEWEST TURNOVERS

TOs.	Opponent	Date
3	at Georgia	3/3/15
3	at South Carolina	2/4/12
4	ALABAMA	2/23/16
4	COLUMBIA	12/10/14
4	vs. Wisconsin	4/5/14
4	PORTLAND	11/26/11
5	vs. Georgia	3/9/18
5	vs. Georgia	3/12/16
5	at Vanderbilt	2/27/16
5	ALABAMA	1/31/15

## MOST BLOCKS

Blks.	Opponent	Date
18	ST. JOHN'S	12/1/11
15	vs. Stony Brook	3/17/16
14	at Georgia	3/3/10
13	vs. UCLA	12/20/14
13	at Ole Miss	1/29/13
13	ARKANSAS	1/17/12
13	vs. Kansas	11/15/11
13	MARIST	11/11/11

## FEWEST BLOCKS

Blks.	Opponent	Date
1	vs. Georgia	3/9/19
1	at Vanderbilt	1/10/17
1	vs. Alabama	3/11/16
1	at LSU	1/5/16
1	WRIGHT STATE	11/20/15
1	ALABAMA	1/31/15
1	at Missouri	1/29/15
1	vs. Wisconsin	4/5/14
1	at Florida	3/8/14



# TEAM GAME RECORDS CAL ERA

## MOST STEALS

Stls.	Opponent	Date
15	LAFAYETTE	11/16/12
13	OLE MISS	1/2/16
13	vs. UConn	12/9/09
12	vs. North Carolina	12/22/18
12	NORTH DAKOTA	11/14/18
12	STEPHEN F. AUSTIN	11/11/16
12	BOSTON	11/24/15
12	NORTH CAROLINA	12/13/14
12	PROVIDENCE	11/30/14
12	LIPSCOMB	12/15/12
12	PORTLAND	11/26/11
12	vs. Cornell	3/25/10
12	GEORGIA	1/9/10
12	vs. UNC Asheville	11/30/09

## FEWEST STEALS

Stls.	Opponent	Date
0	vs. Baylor	12/6/13
1	vs. Duke	11/7/18
1	at West Virginia	1/27/18
1	vs. Michigan State	11/12/13
1	at Robert Morris	3/19/13
1	vs. West Virginia	3/19/11
1	FLORIDA	2/26/11

## MOST PERSONAL FOULS

Fls.	Opponent	Date
33	at Kansas	1/30/16
32	at South Carolina	1/16/18
31	at Arkansas	1/14/14
31	at North Carolina	12/14/13
29	at Missouri	2/3/18
29	at South Carolina	3/1/14
28	VANDERBILT	1/30/10

## FEWEST PERSONAL FOULS

Fls.	Opponent	Date
7	HARTFORD	12/29/09
8	MONTANA STATE	11/23/14
8	LAFAYETTE	11/16/12
8	vs. Florida	3/10/12
8	vs. Princeton	3/17/11
8	WINTHROP	12/22/10
8	DREXEL	12/21/09
8	vs. UNC Asheville	11/30/09

## HIGHEST FIELD-GOAL PCT.

Pct.	Opponent	Date
.677	LIU BROOKLYN	11/23/12
.667	UIC	11/26/17
.647	AUBURN	2/21/15
.645	LAFAYETTE	11/16/12
.643	vs. Alabama	3/10/18
.643	vs. Providence	12/1/13
.614	SOUTH CAROLINA	2/5/13
.613	MARIST	11/11/11
.603	vs. Wake Forest	3/20/10
.603	HARTFORD	12/29/09

## LOWEST FIELD-GOAL PCT.

Pct.	Opponent	Date
.269	at South Carolina	3/1/14
.281	at Texas A&M	1/10/15
.296	BAYLOR	12/1/12
.298	LOUISVILLE	12/31/11
.309	at Auburn	2/12/14
.313	at Missouri	2/3/18
.315	GEORGIA	12/31/17
.327	ALABAMA	3/4/14
.339	vs. UConn	4/2/11
.342	ARKANSAS	2/27/14

## HIGHEST FREE-THROW PCT.

Pct.	Opponent	Date
1.000	FLORIDA	2/7/12
1.000	AUSTIN PEAY	12/19/09
.958	TENNESSEE	1/18/14
.955	at Florida	2/7/15
.946	vs. Indiana	3/23/12
.923	at Mississippi State	2/25/15
.900	vs. Wisconsin	4/4/15
.900	at Ole Miss	2/18/14
.895	DREXEL	12/21/09
.889	at Alabama	1/17/15
.889	TENNESSEE	1/31/12

*min 10 attempts*

## LOWEST FREE-THROW PCT.

Pct.	Opponent	Date
.200	ETSU	11/17/17
.333	vs. UConn	4/2/11
.391	ETSU	11/12/10
.412	vs. Wake Forest	3/20/10
.435	at Vanderbilt	2/27/16
.471	at Texas A&M	2/10/18
.471	PROVIDENCE	11/30/14
.478	at Louisville	12/29/12

*min 10 attempts*

## HIGHEST 3-POINT PCT.

Pct.	Opponent	Date
.700	at Florida	3/1/16
.692	DREXEL	12/21/09
.667	vs. Alabama	3/10/18
.667	AUSTIN PEAY	12/19/09
.636	vs. Michigan	3/30/14
.625	MISSOURI	2/24/18
.625	BOSTON	11/30/10
.600	FLORIDA	2/6/16
.600	FLORIDA	2/7/12
.591	vs. Alabama	3/11/16

*min 10 attempts*

## LOWEST 3-POINT PCT.

Pct.	Opponent	Date
.000	vs. Davidson	3/15/18
.077	vs. Alabama	3/12/10
.083	TEXAS	12/5/14
.091	at South Carolina	1/16/18
.091	at Tennessee	2/27/10
.100	at Missouri	2/3/18
.100	TENNESSEE	1/31/12
.111	at Vanderbilt	1/10/17
.118	COLUMBIA	12/10/14
.125	vs. LSU	3/9/12
.125	vs. West Virginia	3/27/10
.125	vs. Cornell	3/25/10

*min 10 attempts*

## HIGHEST REBOUND MARGIN

Margin	Opponent	Date
+31	NJIT	11/14/15
+30	NORTH DAKOTA	11/14/18
+30	GRAND CANYON	11/14/14
+29	SOUTHERN ILLINOIS	11/9/18
+28	NKU	11/10/13
+27	vs. Little Rock	1/3/12
+26	vs. Arizona State	11/28/16
+26	LOUISVILLE	12/31/11
+25	EASTERN KENTUCKY	12/9/15
+25	EASTERN MICHIGAN	1/2/13
+25	at Indiana	12/12/09

## LOWEST REBOUND MARGIN

Margin	Opponent	Date
-25	at Florida	2/4/17
-18	at Tennessee	2/16/13
-16	vs. Baylor	12/6/13

-16	vs. Maryland	11/9/12
-15	TENNESSEE	1/18/14
-14	at LSU	1/5/16
-12	vs. Wisconsin	4/4/15
-12	GEORGIA	2/3/15
-12	at South Carolina	1/24/14
-12	vs. Alabama	3/12/10
-11	at Kansas	1/30/16
-11	TEXAS	12/5/14

## VICTORY MARGINS

Margin (Score)	Opponent	Date
+58 (86-28)	MONTANA STATE	11/13/14
+52 (101-49)	LAFAYETTE	11/16/12
+50 (108-58)	MARIST	11/11/11
+49 (86-37)	MISSOURI	1/13/15
+48 (92-44)	UT ARLINGTON	11/25/14
+48 (88-40)	RADFORD	11/23/11
+46 (90-44)	MONMOUTH	11/28/18
+46 (115-69)	vs. Arizona State	11/28/16
+44 (88-44)	DREXEL	12/21/09
+43 (104-61)	HARTFORD	12/29/09

## VICTORY MARGIN IN RUPP ARENA

Margin (Score)	Opponent	Date
+58 (86-28)	MONTANA STATE	11/13/14
+52 (101-49)	LAFAYETTE	11/16/12
+50 (108-58)	MARIST	11/11/11
+49 (86-37)	MISSOURI	1/13/15
+48 (92-44)	UT ARLINGTON	11/25/14
+48 (88-40)	RADFORD	11/23/11
+46 (90-44)	MONMOUTH	11/28/18
+44 (88-44)	DREXEL	12/21/09
+43 (104-61)	HARTFORD	12/29/09
+42 (100-58)	TEXAS A&M	1/3/17

## VICTORY MARGIN IN SEC PLAY

Margin (Score)	Opponent	Date
+49 (86-37)	MISSOURI	1/13/15
+42 (100-58)	TEXAS A&M	1/3/17
+38 (82-44)	LSU	1/15/11
+35 (110-75)	AUBURN	2/21/15
+34 (82-48)	GEORGIA	2/9/16
+34 (88-54)	MISSOURI	1/27/16
+34 (77-43)	SOUTH CAROLINA	2/14/15
+34 (86-52)	at South Carolina	2/4/12
+31 (90-59)	SOUTH CAROLINA	2/19/11
+31 (101-70)	ARKANSAS	1/23/10
+30 (43-36)	MISSISSIPPI STATE	2/27/13
+30 (79-49)	GEORGIA	3/1/12

## VICTORY MARGIN ON THE ROAD

Margin (Score)	Opponent	Date
+34 (86-52)	at South Carolina	2/4/12
+31 (79-48)	at Portland	11/19/10
+27 (89-62)	at South Carolina	2/13/16
+26 (81-55)	at LSU	2/6/10
+24 (74-50)	at LSU	1/28/12
+23 (99-76)	at Ole Miss	12/29/16
+22 (70-48)	at Alabama	1/17/15
+22 (75-53)	at Auburn	1/19/13
+18 (74-56)	at Mississippi State	2/25/15
+18 (66-48)	at Tennessee	2/17/15
+17 (90-73)	at Indiana	12/12/09

## VICTORY MARGIN AT A NEUTRAL SITE

Margin (Score)	Opponent	Date
+46 (115-69)	vs. Arizona State	11/28/16
+39 (78-39)	vs. West Virginia	3/26/15
+39 (83-44)	vs. UCLA	12/20/14
+38 (85-47)	vs. Penn State	11/19/11
+32 (72-40)	vs. Kansas	11/18/14
+30 (90-60)	vs. Wake Forest	3/20/10
+29 (100-71)	vs. ETSU	3/18/10
+29 (74-45)	vs. Tennessee	3/13/10

+28 (85-57)	vs. Stony Brook	3/17/16
+26 (85-59)	vs. Alabama	3/11/16

## VICTORY MARGIN ON THE ROAD IN THE SEC

Margin (Score)	Opponent	Date
+34 (86-52)	at South Carolina	2/4/12
+27 (89-62)	at South Carolina	2/13/16
+26 (81-55)	at LSU	2/6/10
+24 (74-50)	at LSU	1/28/12
+23 (99-76)	at Ole Miss	12/29/16
+22 (70-48)	at Alabama	1/17/15
+22 (75-53)	at Auburn	1/19/13
+18 (74-56)	at Mississippi State	2/25/15
+18 (66-48)	at Tennessee	2/17/15
+16 (77-61)	at Alabama	1/9/16
+16 (69-53)	at Missouri	1/29/15

## VICTORY MARGIN IN THE SEC TOURNAMENT

Margin (Score)	Opponent	Date
+29 (74-45)	vs. Tennessee	3/13/10
+26 (85-59)	vs. Alabama	3/11/16
+24 (91-67)	vs. Auburn	3/14/15
+23 (86-63)	vs. Alabama	3/10/18
+18 (85-67)	vs. LSU	3/14/14
+17 (82-65)	vs. Arkansas	3/12/17
+16 (70-54)	vs. Florida	3/13/11
+15 (78-63)	vs. Arkansas	3/15/15
+14 (64-49)	vs. Florida	3/13/15
+15 (72-58)	vs. Alabama	3/12/11

## VICTORY MARGIN IN THE NCAA TOURNAMENT

Margin (Score)	Opponent	Date
+39 (78-39)	vs. West Virginia	3/26/15
+30 (90-60)	vs. Wake Forest	3/20/10
+29 (100-71)	vs. ETSU	3/18/10
+28 (85-57)	vs. Stony Brook	3/17/16
+23 (79-56)	vs. Hampton	3/19/15
+20 (95-75)	vs. Buffalo	3/17/18
+17 (62-45)	vs. Cornell	3/25/10
+16 (87-71)	vs. Iowa State	3/17/12
+15 (81-66)	vs. Western Kentucky	3/15/12
+13 (64-51)	vs. Cincinnati	3/21/15
+12 (82-70)	vs. Baylor	3/25/12
+12 (102-90)	vs. Indiana	3/23/12





# ASHTON HAGANS

Freshman | Guard | 6-3 | 192 lbs | Cartersville, Ga. | Newton

[@H23Ash](#) | [@ashton.hagans](#)

## 2018-19 SEASON/CAREER HIGHS

<b>Points</b>		
Season	11, at Louisville (12/29/18)	
Career	11, at Louisville (12/29/18)	
<b>Rebounds</b>		
Season	4, vs. North Carolina (12/22/18)	
Career	4, vs. North Carolina (12/22/18)	
<b>Field Goals</b>		
Season	5, at Louisville (12/29/18)	
Career	5, at Louisville (12/29/18)	
<b>Field Goals Attempted</b>		
Season	11, at Louisville (12/29/18)	
Career	11, at Louisville (12/29/18)	
<b>3-Point Field Goals</b>		
Season	1, vs. MONMOUTH (11/28/18)	
Career	1, vs. MONMOUTH (11/28/18)	
<b>3-Point Field Goals Attempted</b>		
Season	2, 2x, last vs. Seton Hall (12/8/18)	
Career	2, 2x, last vs. Seton Hall (12/8/18)	
<b>Free Throws</b>		
Season	3, 2x, last vs. North Carolina (12/22/18)	
Career	3, 2x, last vs. North Carolina (12/22/18)	
<b>Free Throws Attempted</b>		
Season	4, vs. North Carolina (12/22/18)	
Career	4, vs. North Carolina (12/22/18)	
<b>Assists</b>		
Season	7, vs. UTAH (12/15/18)	
Career	7, vs. UTAH (12/15/18)	
<b>Steals</b>		
Season	8, vs. North Carolina (12/22/18)	
Career	8, vs. North Carolina (12/22/18)	
<b>Blocked Shots</b>		
Season	2, vs. VMI (11/18/18)	
Career	2, vs. VMI (11/18/18)	
<b>Minutes Played</b>		
Season	31, vs. North Carolina (12/22/18)	
Career	31, vs. North Carolina (12/22/18)	
<b>MISCELLANEOUS</b>		
	<b>2018-19</b>	<b>CAREER</b>
Dunks	1	1
Double-Figure		
Scoring Games	1	1
Double-Figure		
Rebounding Games	0	0
Games With		
Double-Double	0	0
Games Led UK		
in Scoring	0	0
Games Led UK		
in Rebounding	0	0
Games Led UK		
in Assists	7	7
Games Led UK		
in Steals	4	4
Games Led UK		
in Blocks	1	1
Games With		
3+ Assists	9	9
Games With		
3+ Blocks	0	0
Games With		
3+ Steals	3	3
Games With		
3+ 3-Pointers	0	0

- Pronunciation: HAY-gens
- Coming off a career-high 11 points against Louisville
- Leads UK with 21 steals
- Leads team with 37 total assists, including three or more in his last six games
- Seen an increase in minutes over the last six games, including four starts in a row
- SEC Freshman of the Week on Dec. 24
- Tied Rajon Rondo and Wayne Turner's school record with eight steals against North Carolina
  - Also posted seven points, career high-four boards and three assists in 31 minutes vs. UNC
- Dished out a career-high seven assists with just one turnover in 23 minutes vs. Utah
- Eight points with four assists vs. Seton Hall
- Considered UK's best on-ball defender
- Averaged 5.5 points, 2.8 assists and 1.7 steals in six exhibition games
- Forewent his final year of high school eligibility and enrolled at UK a year early
- Swept the major awards in the state of Georgia, winning both the Gatorade Georgia Player of the Year and the Mr. Georgia Basketball honor as a junior
  - Averaged 20.2 points, 10.7 assists, 7.6 assists, 3.6 steals while leading Newton to 7A state semifinals
- Rated as the No. 12 overall player in the final Rivals rankings and No. 13 by 247 Sports. ESPN ranked him No. 20 overall
  - Consensus top three point guard in class of 2018

**Birthday:** July 8  
**Parents:** Monica Wheeler and Marvin Hagans  
**Major:** Undeclared/exploratory studies in agriculture

**Off the court he likes to ...**  
 Chill with teammates, play NBA2K, watch highlights, go out to eat and sleep

**Did you know ...**  
 He won a football little league state championship as a kid and is a cousin to former NFL player Ronnie Brown



## Game-By-Game Statistics

Opponent	Date	gs	min	Total		3-Pointers		Free throws		Rebounds				pf	a	t/o	blk	stl	pts	avg	
				fg-fga	pct	3fg-fga	pct	ft-fa	pct	off	def	tot	avg								
vs Duke	11/6/18	*	20	1-3	.333	0-1	.000	0-0	.000	0	1	1	1.0	4	4	3	0	0	2	2.0	
SOUTHERN ILLINOIS	11/9/18		13	0-0	.000	0-0	.000	0-0	.000	0	0	0.5	3	3	2	0	0	0	1.0		
NORTH DAKOTA	11/14/18		16	1-3	.333	0-1	.000	0-0	.000	1	1	2	1.0	0	1	2	0	1	2	1.3	
VMI	11/18/18		21	2-3	.667	0-0	.000	1-2	.500	0	1	1	1.0	1	4	0	2	2	5	2.3	
WINTHROP	11/21/18		16	1-1	1.000	0-0	.000	0-0	.000	1	1	2	1.2	2	1	3	0	1	2	2.2	
TENNESSEE STATE	11/23/18		12	1-4	.250	0-1	.000	0-0	.000	0	0	0	1.0	0	1	1	0	0	2	2.2	
MONMOUTH	11/28/18		20	2-3	.667	1-2	.500	2-2	1.000	0	2	2	1.1	1	3	2	0	1	7	2.9	
UNCG	12/1/18		28	1-3	.333	0-0	.000	3-3	1.000	0	2	2	1.3	2	3	2	1	3	5	3.1	
vs Seton Hall	12/8/18	*	30	3-7	.429	0-2	.000	2-3	.667	1	0	1	1.2	3	4	1	0	1	8	3.7	
UTAH	12-15-18	*	23	1-7	.143	0-0	.000	0-0	.000	0	0	0	1.1	1	7	2	0	1	2	3.5	
vs #9/10 North Carolina	12/22/18	*	31	2-6	.333	0-0	.000	3-4	.750	1	3	4	1.4	3	3	5	1	8	7	3.8	
at RV/RV Louisville	12/29/18	*	24	5-11	.455	0-1	.000	1-2	.500	2	0	2	1.4	3	3	1	0	3	11	4.4	
<b>Totals</b>			<b>5</b>	<b>254</b>	<b>20-51</b>	<b>.392</b>	<b>1-8</b>	<b>.125</b>	<b>12-16</b>	<b>.750</b>	<b>6</b>	<b>11</b>	<b>17</b>	<b>1.4</b>	<b>23</b>	<b>37</b>	<b>24</b>	<b>4</b>	<b>21</b>	<b>53</b>	<b>4.4</b>

Games played: 12  
 Minutes/game: 21.2  
 Points/game: 4.4  
 FG Pct: 39.2  
 3FG Pct: 12.5  
 FT Pct: 75.0

Rebounds/game: 1.4  
 Assists/game: 3.1  
 Turnovers/game: 2.0  
 Assist/turnover ratio: 1.5  
 Steals/game: 1.8  
 Blocks/game: 0.3

## Career Statistics

Year	GP-GS	Min-Avg	FG-FGA	Pct	3FG-FGA	Pct	FT-FTA	Pct	Off-Def-Tot-Avg	PF-FO	Ast	TO	Blk	Stl	Pts	Avg
2018-19	12-5	254-21.2	20-51	.392	1-8	.125	12-16	.750	6-11-17-1.4	23-0	37	24	4	21	53	4.4
<b>TOTAL</b>	<b>12-5</b>	<b>254-21.2</b>	<b>20-51</b>	<b>.392</b>	<b>1-8</b>	<b>.125</b>	<b>12-16</b>	<b>.750</b>	<b>6-11-17-1.4</b>	<b>23-0</b>	<b>37</b>	<b>24</b>	<b>4</b>	<b>21</b>	<b>53</b>	<b>4.4</b>



## 2018-19 SEASON/CAREER HIGHS

<b>Points</b>		
Season	27, vs. TENNESSEE STATE (11/23/18)	
Career	27, vs. TENNESSEE STATE (11/23/18)	
<b>Rebounds</b>		
Season	11, vs. UNCG (12/1/18)	
Career	11, vs. UNCG (12/1/18)	
<b>Field Goals</b>		
Season	8, 2x, last vs. UTAH (12/15/18)	
Career	8, 2X, last vs. UTAH (12/15/18)	
<b>Field Goals Attempted</b>		
Season	16, vs. Duke (11/6/18)	
Career	16, vs. Duke (11/6/18)	
<b>3-Point Field Goals</b>		
Season	4, vs. North Carolina (12/22/18)	
Career	4, vs. North Carolina (12/22/18)	
<b>3-Point Field Goals Attempted</b>		
Season	7, 2x last vs. North Carolina (12/22/18)	
Career	7, 2x last vs. North Carolina (12/22/18)	
<b>Free Throws</b>		
Season	13, vs. TENNESSEE STATE (11/23/18)	
Career	13, vs. TENNESSEE STATE (11/23/18)	
<b>Free Throws Attempted</b>		
Season	18, vs. TENNESSEE STATE (11/23/18)	
Career	18, vs. TENNESSEE STATE (11/23/18)	
<b>Assists</b>		
Season	3, vs. North Carolina (12/22/18)	
Career	3, vs. North Carolina (12/22/18)	
<b>Steals</b>		
Season	3, vs. North Carolina (12/22/18)	
Career	3, vs. North Carolina (12/22/18)	
<b>Blocked Shots</b>		
Season	1, vs. Duke (11/6/18)	
Career	1, vs. Duke (11/6/18)	
<b>Minutes Played</b>		
Season	43, vs. Seton Hall (12/8/18)	
Career	43, vs. Seton Hall (12/8/18)	
<b>MISCELLANEOUS</b>		
	<b>2018-19</b>	<b>CAREER</b>
Dunks	9	9
Double-Figure Scoring Games	11	11
Double-Figure Rebounding Games	2	2
Games With Double-Double	2	2
Games Led UK in Scoring	5	5
Games Led UK in Rebounding	1	1
Games Led UK in Assists	0	0
Games Led UK in Steals	1	1
Games Led UK in Blocks	0	0
Games With 3+ Assists	1	1
Games With 3+ Blocks	0	0
Games With 3+ Steals	1	1
Games With 3+ 3-Pointers	2	2

- Only freshman in the country averaging at least 15 points per game, shooting at least 50 percent from the field, at least 40 percent from 3-point range and made at least 15 3s
- Averaging a team-best 16.4 points while shooting 52.9 percent from the floor
  - Scored in double figures in 11 of 12 games and 20 or more in a team-high-tying four games
  - Second on the team with 19 3-pointers and is shooting 43.2 percent from 3
- Hit a buzzer-beater half-court shot to force overtime against Seton Hall
- Scored a career-high 27 points vs. Tennessee State and made 13 shots from the foul line
  - The 13 free throws are tied for the second most by a UK player under John Calipari
- Posted two double-doubles
- His 23 points vs. Duke were tied for the fifth most in a debut in program history
- On the preseason watch lists for the Naismith Trophy and John R. Wooden Award
- Named to the Naismith Memorial Basketball Hall of Fame's Julius Erving Award watch list (best small forward)
- Averaged 12.8 points and 4.2 rebounds per game in six exhibition games while shooting at a 53.8-percent clip
- Posted 13.3 points and 4.8 rebounds a game in the Bahamas
  - Topped 11 or more points in all four wins
  - Shot 52.5 percent from the field and 44.4 percent from 3-point range
- Averaged 22.1 points, 6.8 boards and 4.4 assists per game for Oak Hill Academy

**Birthday:** Oct. 11  
**Parents:** Rochelle and Chris  
**Major:** Undeclared/exploratory studies in agriculture

**Off the court he likes to ...**  
 Play Fortnite, hang out with friends, spend time with family, fish and go to amusement parks

**Did you know ...**  
 He was a member of the National Honor Society in high school and he wishes he had the talent to dance well



## Game-By-Game Statistics

Opponent	Date	gs	min	Total		3-Pointers		Free throws		Rebounds				pf	a	t/o	blk	stl	pts	avg	
				fg-fga	pct	3fg-fga	pct	ft-fa	pct	off	def	tot	avg								
vs Duke	11/6/18	*	30	8-16	.500	1-3	.333	6-10	.600	1	3	4	4.0	3	2	0	1	1	23	23.0	
SOUTHERN ILLINOIS	11/9/18	*	32	5-10	.500	0-3	.000	5-7	.714	0	4	4	4.0	1	2	3	0	1	15	19.0	
NORTH DAKOTA	11/14/18	*	34	3-4	.750	0-0	.000	6-8	.750	3	7	10	6.0	2	1	0	0	0	12	16.7	
VMI	11/18/18	*	25	4-8	.500	1-2	.500	0-0	.000	2	1	3	5.3	2	2	1	0	1	9	14.8	
WINTHROP	11/21/18	*	26	4-10	.400	2-5	.400	3-6	.500	1	6	7	5.6	2	1	2	0	1	13	14.4	
TENNESSEE STATE	11/23/18	*	35	7-15	.467	0-2	.000	13-18	.722	3	4	7	5.8	4	0	2	0	0	27	16.5	
MONMOUTH	11/28/18	*	31	5-9	.556	1-3	.333	4-5	.800	0	3	3	5.4	1	2	4	0	0	15	16.3	
UNCG	12/1/18	*	31	4-7	.571	1-1	1.000	4-6	.667	2	9	11	6.1	1	2	2	0	1	13	15.9	
vs Seton Hall	12/8/18	*	43	4-9	.444	2-6	.333	0-0	.000	1	4	5	6.0	3	1	3	0	0	10	15.2	
UTAH	12-15-18	*	33	8-9	.889	6-7	.857	2-2	1.000	0	2	2	5.6	2	0	2	0	1	24	16.1	
vs #9/10 North Carolina	12/22/18	*	23	7-11	.636	4-7	.571	3-4	.750	0	3	3	5.4	5	3	1	0	3	21	16.5	
at RV/RV Louisville	12/29/18	*	34	5-13	.385	1-5	.200	4-4	1.000	1	6	7	5.5	2	2	2	0	1	15	16.4	
Totals			12	377	64-121	.529	19-44	.432	50-70	.714	14	52	66	5.5	28	18	22	1	10	197	16.4

Games played: 12  
 Minutes/game: 31.4  
 Points/game: 16.4  
 FG Pct: 52.9  
 3FG Pct: 43.2  
 FT Pct: 71.4

Rebounds/game: 5.5  
 Assists/game: 1.5  
 Turnovers/game: 1.8  
 Assist/turnover ratio: 0.8  
 Steals/game: 0.8  
 Blocks/game: 0.1

## Career Statistics

Year	GP-GS	Min-Avg	FG-FGA	Pct	3FG-FGA	Pct	FT-FTA	Pct	Off-Def-Tot-Avg	PF-FO	Ast	TO	Blk	Stl	Pts	Avg
2018-19	12-12	377-31.4	64-121	.529	19-44	.432	50-70	.714	14-52-66-5.5	28-1	18	22	1	10	197	16.4
<b>TOTAL</b>	<b>12-12</b>	<b>377-31.4</b>	<b>64-121</b>	<b>.529</b>	<b>19-44</b>	<b>.432</b>	<b>50-70</b>	<b>.714</b>	<b>14-52-66-5.5</b>	<b>28-1</b>	<b>18</b>	<b>22</b>	<b>1</b>	<b>10</b>	<b>197</b>	<b>16.4</b>

## 2018-19 SEASON/CAREER HIGHS

Points		
Season	10, vs. WINTHROP (11/21/18)	
Career	25, vs. FORT WAYNE (11/22/17)	
Rebounds		
Season	19, vs. SOUTHERN ILLINOIS (11/9/18)	
Career	19, vs. SOUTHERN ILLINOIS (11/9/18)	
Field Goals		
Season	4, vs. WINTHROP (11/21/18)	
Career	9, vs. FORT WAYNE (11/22/17)	
Field Goals Attempted		
Season	8, vs. SOUTHERN ILLINOIS (11/9/18)	
Career	10, vs. FORT WAYNE (11/22/17)	
3-Point Field Goals		
Season	-	
Career	-	
3-Point Field Goals Attempted		
Season	-	
Career	-	
Free Throws		
Season	2, 3x, last vs. MONMOUTH (11/28/18)	
Career	7, vs. FORT WAYNE (11/22/17)	
Free Throws Attempted		
Season	3, vs. SOUTHERN ILLINOIS (11/9/18)	
Career	7, 2x, last vs. VANDERBILT (1/30/18)	
Assists		
Season	1, vs. SOUTHERN ILLINOIS (11/9/18)	
Career	2, vs. UCLA (12/23/17)	
Steals		
Season	-	
Career	1, 3x, last vs. OLE MISS (2/28/18)	
Blocked Shots		
Season	3, 2x, last vs. MONMOUTH (11/28/18)	
Career	3, 6x, last vs. MONMOUTH (11/28/18)	
Minutes Played		
Season	27, vs. SOUTHERN ILLINOIS (11/9/18)	
Career	27, vs. SOUTHERN ILLINOIS (11/9/18)	
MISCELLANEOUS		
	2018-19	CAREER
Dunks	8	36
Double-Figure		
Scoring Games	1	8
Double-Figure		
Rebounding Games	1	2
Games With		
Double-Double	0	1
Games Led UK		
in Scoring	0	1
Games Led UK		
in Rebounding	1	9
Games Led UK		
in Assists	0	0
Games Led UK		
in Steals	0	0
Games Led UK		
in Blocks	6	18
Games With		
3+ Assists	0	0
Games With		
3+ Blocks	2	6
Games With		
3+ Steals	0	0
Games With		
3+ 3-Pointers	0	0

- Tied for the team lead with 16 blocks
- Grabbed six rebounds and blocked two shots in 10 minutes vs. North Carolina
- Scored 10 points, including six of UK's first 11 in the second half, in the win over Winthrop
- Scored six points and had a career-high-tying three blocks in win over Monmouth
- Played one of the best games of his career vs. Southern Illinois with eight points, a career-high 19 rebounds and a career-high-tying three blocks
- The 19 rebounds were the most by a UK player since Michael Kidd-Gilchrist hauled in 19 boards vs. Louisville on Dec. 31, 2011. The 19 rebounds also matched SIU's team total
- Named to the Naismith Memorial Basketball Hall of Fame's Kareem Abdul Jabbar Award preseason watch list (best center)
- Averaged 11.5 points, 5.2 rebounds with a team-high-tying 10 blocks in the six exhibition games
- Scored in double figures seven times during his freshman season and started all 37 games
- Averaged 5.1 points, 4.4 rebounds and 0.9 blocks per game a season ago
- Finished second on the team in blocks with 33 and fourth in total rebounds with 163
- Recorded a double-double (25 points, 15 rebounds) vs. Fort Wayne
- Became the third UK player in the Calipari era with 25 points and 15 rebounds in a game (Terrence Jones vs. Notre Dame, 12/8/10); DeMarcus Cousins vs. Sam Houston State, 11/19/09)
- Has the top wingspan on the team at 7-foot-5

**Birthday:** Nov. 29  
**Mother:** Marion Tenn  
**Major:** Undeclared/exploratory studies in agriculture

**Off the court he likes to ...**  
 Play FIFA (video game), shop for sneakers, shop for clothes, watch movies, and hang out with friends and family

**Did you know ...**  
 He's the second UK player to hail from the Patrick School, joining Michael Kidd-Gilchrist. He's also a soccer enthusiast



## Game-By-Game Statistics

Opponent	Date	gs	min	Total		3-Pointers		Free throws		Rebounds				pf	a	t/o	blk	stl	pls	avg	
				fg-fga	pct	3fg-fga	pct	ft-fa	pct	off	def	tot	avg								
vs Duke	11/6/18		13	0-1	.000	0-0	.000	0-0	.000	0	2	2	2.0	3	0	3	1	0	0	0.0	
SOUTHERN ILLINOIS	11/9/18		27	3-8	.375	0-0	.000	2-3	.667	9	10	19	10.5	2	1	3	3	0	8	4.0	
NORTH DAKOTA	11/14/18		16	1-2	.500	0-0	.000	0-0	.000	1	1	2	7.7	5	0	2	2	0	2	3.3	
VMI	11/18/18		8	3-3	1.000	0-0	.000	0-0	.000	1	1	2	6.3	1	0	0	0	0	6	4.0	
WINTHROP	11/21/18	*	12	4-4	1.000	0-0	.000	2-2	1.000	1	0	1	5.2	2	0	2	2	0	10	5.2	
TENNESSEE STATE	11/23/18	*	10	1-1	1.000	0-0	.000	0-0	.000	0	1	1	4.5	2	0	0	0	0	2	4.7	
MONMOUTH	11/28/18		9	2-3	.667	0-0	.000	2-2	1.000	2	0	2	4.1	3	0	0	3	0	6	4.9	
UNCG	12/1/18		1	0-0	.000	0-0	.000	0-0	.000	0	0	0	3.6	1	0	1	1	0	0	4.3	
vs Seton Hall	12/8/18		12	1-2	.500	0-0	.000	1-2	.500	2	3	5	3.8	1	0	0	0	0	3	4.1	
UTAH	12-15-18		12	0-0	.000	0-0	.000	0-0	.000	0	2	2	3.6	3	0	0	1	0	0	3.7	
vs #9/10 North Carolina	12/22/18		10	1-2	.500	0-0	.000	0-0	.000	1	5	6	3.8	1	0	0	2	0	2	3.5	
at RV/RV Louisville	12/29/18		7	0-0	.000	0-0	.000	0-0	.000	2	1	3	3.8	1	0	0	1	0	0	3.3	
Totals			2	137	16-26	.615	0-0	.000	7-9	.778	19	26	45	3.8	25	1	11	16	0	39	3.3

Games played: 12  
 Minutes/game: 11.4  
 Points/game: 3.3  
 FG Pct: 61.5  
 FT Pct: 77.8

Rebounds/game: 3.8  
 Assists/game: 0.1  
 Turnovers/game: 0.9  
 Assist/turnover ratio: 0.1  
 Blocks/game: 1.3

## Career Statistics

Year	GP-GS	Min-Avg	FG-FGA	Pct	3FG-FGA	Pct	FT-FTA	Pct	Off-Def-Tot-Avg	PF-FO	Ast	TO	Blk	Stl	Pts	Avg
2017-18	37-37	543-14.7	69-112	.616	0-0	.000	51-71	.718	55-108-163-4.4	76-1	9	26	33	3	189	5.1
2018-19	12-2	137-11.4	16-26	.615	0-0	.000	7-9	.778	19-26-45-3.8	25-1	1	11	16	0	39	3.3
<b>TOTAL</b>	<b>49-39</b>	<b>680-13.9</b>	<b>85-138</b>	<b>.616</b>	<b>0-0</b>	<b>.000</b>	<b>58-80</b>	<b>.725</b>	<b>74-134-208-4.2</b>	<b>101-2</b>	<b>10</b>	<b>37</b>	<b>49</b>	<b>3</b>	<b>228</b>	<b>4.7</b>

# 5

# IMMANUEL QUICKLEY

Freshman | Guard | 6-3 | 185 lbs | Havre de Grace, Md. | John Carroll School

[@IQ\\_GodSon](#) | [@immanuelquickley\\_](#)

## 2018-19 SEASON/CAREER HIGHS

<b>Points</b>		
Season	15, vs. SOUTHERN ILLINOIS (11/9/18)	
Career	15, vs. SOUTHERN ILLINOIS (11/9/18)	
<b>Rebounds</b>		
Season	6, vs. WINTHROP (11/21/18)	
Career	6, vs. WINTHROP (11/21/18)	
<b>Field Goals</b>		
Season	6, vs. SOUTHERN ILLINOIS (11/9/18)	
Career	6, vs. SOUTHERN ILLINOIS (11/9/18)	
<b>Field Goals Attempted</b>		
Season	10, vs. SOUTHERN ILLINOIS (11/9/18)	
Career	10, vs. SOUTHERN ILLINOIS (11/9/18)	
<b>3-Point Field Goals</b>		
Season	2, 3x, last vs. UTAH (12/15/18)	
Career	2, 3x, last vs. UTAH (12/15/18)	
<b>3-Point Field Goals Attempted</b>		
Season	4, vs. SOUTHERN ILLINOIS (11/9/18)	
Career	4, vs. SOUTHERN ILLINOIS (11/9/18)	
<b>Free Throws</b>		
Season	8, vs. NORTH DAKOTA (11/14/18)	
Career	8, vs. NORTH DAKOTA (11/14/18)	
<b>Free Throws Attempted</b>		
Season	10, vs. NORTH DAKOTA (11/14/18)	
Career	10, vs. NORTH DAKOTA (11/14/18)	
<b>Assists</b>		
Season	4, vs. NORTH DAKOTA (11/14/18)	
Career	4, vs. NORTH DAKOTA (11/14/18)	
<b>Steals</b>		
Season	2, 3x, last at Louisville (12/29/18)	
Career	2, 3x, last at Louisville (12/29/18)	
<b>Blocked Shots</b>		
Season	1, vs. North Carolina (12/22/18)	
Career	1, vs. North Carolina (12/22/18)	
<b>Minutes Played</b>		
Season	31, 2x, last vs. WINTHROP (11/21/18)	
Career	31, 2x, last vs. WINTHROP (11/21/18)	
<b>MISCELLANEOUS</b>		
	<b>2018-19</b>	<b>CAREER</b>
Dunks	0	0
Double-Figure		
Scoring Games	3	3
Double-Figure		
Rebounding Games	0	0
Games With		
Double-Double	0	0
Games Led UK		
in Scoring	1	1
Games Led UK		
in Rebounding	0	0
Games Led UK		
in Assists	0	0
Games Led UK		
in Steals	1	1
Games Led UK		
in Blocks	0	0
Games With		
3+ Assists	2	2
Games With		
3+ Blocks	0	0
Games With		
3+ Steals	0	0
Games With		
3+ 3-Pointers	0	0

- Scored 12 points in the win over Utah, his best output since scoring 12 on Nov. 14
- Made 30 of his 35 foul shots, an 85.7-percent clip
- Had 12 points and a season-high four assists to couple with two steals vs. North Dakota
- Scored a team-high-tying 15 points in the win vs. Southern Illinois
  - Made 6 of 10 from the floor, including 2 of 4 from behind the arc
- Went a perfect 6 for 6 from the line against Duke
- Dished out a team-high 24 assists with just three turnovers over the six exhibition games
  - Made the start at point guard in the exhibition win over Transylvania. Scored three points and added six boards and a team-high four assists
  - Averaged 7.3 points, 4.5 rebounds and 4.5 assists per game in the four Bahamas exhibition games
  - Had four or more assists in all four wins in the Bahamas
  - Scored 12 points with five assists and a steal against Mega Bemax
- Two-time state champion at the John Carroll School
  - Three-time Maryland All-State selection
- Averaged 20.0 points, 6.0 rebounds and 6.0 assists per game as a senior
- Also a member of the USA U17 and U19 teams, winning gold with U17 team at the FIBA Championships
- McDonald's Game All American
  - Won the 3-point contest at the event
- Ranked a top-three player at his position in class of 2018 by ESPN, 247 and Rivals

**Birthday:** June 17

**Parents:** Nitrease and Marcellous

**Major:** Undeclared/exploratory studies in agriculture

**Off the court he likes to ...**

Play the drums, watch movies, go to church, dance and play video games

**Did you know ...**

An honor-roll student in high school, he also excels musically and can play the saxophone, the piano and the drums



## Game-By-Game Statistics

Opponent	Date	qs	min	Total		3-Pointers		Free throws		Rebounds				pf	a	t/o	blk	stl	pts	avg	
				fg-fga	pct	3fg-fga	pct	ft-fa	pct	off	def	tot	avg								
vs Duke	11/6/18		19	0-3	.000	0-2	.000	6-6	1.000	0	1	1	1.0	2	1	1	0	0	6	6.0	
SOUTHERN ILLINOIS	11/9/18	*	31	6-10	.600	2-4	.500	1-1	1.000	0	4	4	2.5	2	0	2	0	2	15	10.5	
NORTH DAKOTA	11/14/18	*	27	2-5	.400	0-2	.000	8-10	.800	0	1	1	2.0	0	4	0	0	2	12	11.0	
VMI	11/18/18	*	27	0-4	.000	0-3	.000	6-6	1.000	0	1	1	1.8	0	2	1	0	1	6	9.8	
WINTHROP	11/21/18	*	31	1-1	1.000	1-1	1.000	0-0	.000	0	6	6	2.6	3	3	1	0	0	3	8.4	
TENNESSEE STATE	11/23/18	*	26	3-6	.500	1-2	.500	2-2	1.000	1	0	1	2.3	0	2	1	0	0	9	8.5	
MONMOUTH	11/28/18	*	20	1-3	.333	0-2	.000	2-2	1.000	0	2	2	2.3	0	2	2	0	0	4	7.9	
UNCG	12/1/18	*	17	0-2	.000	0-2	.000	1-2	.500	0	1	1	2.1	1	1	1	0	0	1	7.0	
vs Seton Hall	12/8/18		26	3-6	.500	2-3	.667	0-2	.000	0	1	1	2.0	1	2	1	0	0	8	7.1	
UTAH	12-15-18		23	4-7	.571	2-3	.667	2-2	1.000	0	1	1	1.9	3	2	1	0	0	12	7.6	
vs #9/10 North Carolina	12/22/18		15	0-1	.000	0-1	.000	2-2	1.000	0	3	3	2.0	2	1	3	1	0	2	7.1	
at RV/RV Louisville	12/29/18		18	1-3	.333	0-2	.000	0-0	.000	0	1	1	1.9	3	2	2	0	2	2	6.7	
<b>Totals</b>			<b>7</b>	<b>280</b>	<b>21-51</b>	<b>.412</b>	<b>8-27</b>	<b>.296</b>	<b>30-35</b>	<b>.857</b>	<b>1</b>	<b>22</b>	<b>23</b>	<b>1.9</b>	<b>17</b>	<b>22</b>	<b>16</b>	<b>1</b>	<b>7</b>	<b>80</b>	<b>6.7</b>

Games played: 12  
 Minutes/game: 23.3  
 Points/game: 6.7  
 FG Pct: 41.2  
 3FG Pct: 29.6  
 FT Pct: 85.7

Rebounds/game: 1.9  
 Assists/game: 1.8  
 Turnovers/game: 1.3  
 Assist/turnover ratio: 1.4  
 Steals/game: 0.6  
 Blocks/game: 0.1

## Career Statistics

Year	GP-GS	Min-Avg	FG-FGA	Pct	3FG-FGA	Pct	FT-FTA	Pct	Off-Def-Tot-Avg	PF-FO	Ast	TO	Blk	Stl	Pts	Avg
2018-19	12-7	280-23.3	21-51	.412	8-27	.296	30-35	.857	1-22-23-1.9	17-0	22	16	1	7	80	6.7
<b>TOTAL</b>	<b>12-7</b>	<b>280-23.3</b>	<b>21-51</b>	<b>.412</b>	<b>8-27</b>	<b>.296</b>	<b>30-35</b>	<b>.857</b>	<b>1-22-23-1.9</b>	<b>17-0</b>	<b>22</b>	<b>16</b>	<b>1</b>	<b>7</b>	<b>80</b>	<b>6.7</b>



# 10

# JONNY DAVID

Senior | Guard | 6-2 | 188 lbs | Pittsburgh | Mt. Lebanon

[@JonnyDavid](#)

[@jddavid010](#)

[@JonnyDavidUK10](#)

## 2018-19 SEASON/CAREER HIGHS

<b>Points</b>		
Season	-	
Career	5, vs. TEXAS A&M (1/3/17)	
<b>Rebounds</b>		
Season	1, vs. NORTH DAKOTA (11/14/18)	
Career	1, vs. NORTH DAKOTA (11/14/18)	
<b>Field Goals</b>		
Season	-	
Career	1, vs. TEXAS A&M (1/3/17)	
<b>Field Goals Attempted</b>		
Season	-	
Career	1, 4X, last vs. TEXAS A&M (1/3/17)	
<b>3-Point Field Goals</b>		
Season	-	
Career	1, vs. TEXAS A&M (1/3/17)	
<b>3-Point Field Goals Attempted</b>		
Season	-	
Career	1, 3x, last vs. TEXAS A&M (1/3/17)	
<b>Free Throws</b>		
Season	-	
Career	2, 2x, last vs. TEXAS A&M (1/3/17)	
<b>Free Throws Attempted</b>		
Season	-	
Career	2, 3x, last vs. TEXAS A&M (1/3/17)	
<b>Assists</b>		
Season	-	
Career	-	
<b>Steals</b>		
Season	-	
Career	-	
<b>Blocked Shots</b>		
Season	-	
Career	-	
<b>Minutes Played</b>		
Season	2, 2x, last vs. MONMOUTH (11/28/18)	
Career	3, vs. CLEVELAND ST. (11/23/16)	
<b>MISCELLANEOUS</b>		
	<b>2018-19</b>	<b>CAREER</b>
Dunks	0	0
Double-Figure Scoring Games	0	0
Double-Figure Rebounding Games	0	0
Games With Double-Double	0	0
Games Led UK in Scoring	0	0
Games Led UK in Rebounding	0	0
Games Led UK in Assists	0	0
Games Led UK in Steals	0	0
Games Led UK in Blocks	0	0
Games With 3+ Assists	0	0
Games With 3+ Blocks	0	0
Games With 3+ Steals	0	0
Games With 3+ 3-Pointers	0	0

- Played a minute vs. Utah
- Snared his first career rebound, on the offensive end, in two minutes against North Dakota
- Saw two minutes of action in the win over Monmouth
- Played one minute in UK's exhibition win over Transylvania
- Saw action in UK's final two Bahamas exhibition games
  - Scored the game's final bucket in the win over Team Toronto
  - Hauled in a rebound vs. Mega Bemax
- Seen action in 24 career games and scored seven career points
- SEC Academic Honor Roll member the past three seasons
- On pace to graduate in May with a degree in kinesiology
- 1,000-point scorer in high school
- His father was a letterwinner at the University of Pittsburgh while head coach John Calipari was an assistant coach

**Birthday:** Nov. 7  
**Parents:** Joseph and Sandi Major  
**Major:** Kinesiology

**Off the court he likes to ...**  
 Hang out with family and friends, play video games, watch Netflix/movies, go on adventures, and travel

**Did you know ...**  
 He averaged 18.5 points as a senior and knocked down the winning shot on senior night to win a sectional title



## Game-By-Game Statistics

Opponent	Date	gs	min	Total		3-Pointers		Free throws		Rebounds				pf	a	t/o	blk	stl	pts	avg
				fg-fga	pct	3fg-fga	pct	ft-fa	pct	off	def	tot	avg							
SOUTHERN ILLINOIS	11/9/18		dnp	-	-	-	-	-	-	-	-	-	-	-	-	-	-	-	-	-
NORTH DAKOTA	11/14/18	2	0-0	.000	0-0	.000	0-0	.000	0-0	.000	1	0	1	1.0	0	0	0	0	0	0.0
VMI	11/18/18		dnp	-	-	-	-	-	-	-	-	-	-	-	-	-	-	-	-	-
WINTHROP	11/21/18		dnp	-	-	-	-	-	-	-	-	-	-	-	-	-	-	-	-	-
TENNESSEE STATE	11/23/18		dnp	-	-	-	-	-	-	-	-	-	-	-	-	-	-	-	-	-
MONMOUTH	11/28/18	2	0-0	.000	0-0	.000	0-0	.000	0-0	.000	0	0	0	0.5	0	0	0	0	0	0.0
UNCG	12/1/18		dnp	-	-	-	-	-	-	-	-	-	-	-	-	-	-	-	-	-
vs Seton Hall	12/8/18		dnp	-	-	-	-	-	-	-	-	-	-	-	-	-	-	-	-	-
UTAH	12/15/18	1	0-0	.000	0-0	.000	0-0	.000	0-0	.000	0	0	0	0.3	0	0	0	0	0	0.0
<b>Totals</b>		0	5	0-0	.000	0-0	.000	0-0	.000	0-0	.000	1	0	1	0.3	0	0	0	0	0.0

Games played: 3  
 Minutes/game: 1.7

Rebounds/game: 0.3

## Career Statistics

Year	GP-GS	Min-Avg	FG-FGA	Pct	3FG-FGA	Pct	FT-FTA	Pct	Off-Def-Tot-Avg	PF-FO	Ast	TO	Blk	Stl	Pts	Avg
2015-16	11-0	11-1.0	0-2	.00	0-2	.000	2-2	1.000	0-0-0-0.0	1-0	0	1	0	0	2	0.2
2016-17	7-0	11-1.6	1-2	.500	1-1	1.000	2-4	.500	0-0-0-0.0	0-0	0	3	0	0	5	0.7
2017-18	6-0	4-0.7	0-0	.000	0-0	.000	0-0	.000	0-0-0-0.0	1-0	0	2	0	0	0	0.0
2018-19	3-0	5-1.7	0-0	.000	0-0	.000	0-0	.000	1-0-1-0.3	0-0	0	0	0	0	0	0.0
<b>TOTAL</b>	<b>27-0</b>	<b>31-1.1</b>	<b>1-4</b>	<b>.250</b>	<b>1-3</b>	<b>.333</b>	<b>4-6</b>	<b>.667</b>	<b>1-0-1-0.0</b>	<b>2-0</b>	<b>0</b>	<b>6</b>	<b>0</b>	<b>0</b>	<b>7</b>	<b>0.3</b>

# 12

# BRAD CALIPARI

Junior | Guard | 6-0 | 179 lbs | Franklin Lakes, N.J. | MacDuffie School

[@bradcalipari](#) | 
 [@brad.calipari](#) | 
 [@bradcalipari](#)

## 2018-19 SEASON/CAREER HIGHS

<b>Points</b>	
Season	-
Career	3, 3x, last vs. MISSOURI (2/24/18)
<b>Rebounds</b>	
Season	-
Career	1, 5x, last at Texas A&M (2/10/18)
<b>Field Goals</b>	
Season	-
Career	1, 3x, last vs. MISSOURI (2/24/18)
<b>Field Goals Attempted</b>	
Season	-
Career	3, 2x, last vs. Arizona State (11/28/16)
<b>3-Point Field Goals</b>	
Season	-
Career	1, 3x, last vs. MISSOURI (2/24/18)
<b>3-Point Field Goals Attempted</b>	
Season	-
Career	3, vs. CLEVELAND STATE (11/23/16)
<b>Free Throws</b>	
Season	-
Career	2, vs. CANISIUS (11/13/16)
<b>Free Throws Attempted</b>	
Season	-
Career	3, vs. CANISIUS (11/13/16)
<b>Assists</b>	
Season	-
Career	1, 2x, last vs. LOUISVILLE (12/29/17)
<b>Steals</b>	
Season	-
Career	-
<b>Blocked Shots</b>	
Season	-
Career	1, vs. CLEVELAND STATE (11/23/16)
<b>Minutes Played</b>	
Season	-
Career	8, vs. CLEVELAND STATE (11/23/16)

MISCELLANEOUS	2018-19	CAREER
Dunks	0	0
Double-Figure Scoring Games	0	0
Double-Figure Rebounding Games	0	0
Games With Double-Double	0	0
Games Led UK in Scoring	0	0
Games Led UK in Rebounding	0	0
Games Led UK in Assists	0	0
Games Led UK in Steals	0	0
Games Led UK in Blocks	0	1
Games With 3+ Assists	0	0
Games With 3+ Blocks	0	0
Games With 3+ Steals	0	0
Games With 3+ 3-Pointers	0	0

- Pronunciation: cal-uh-PEAR-ee
- Plans to redshirt in 2018-19 and will have two years of eligibility remaining
- On track to graduate this season. Plans to pursue graduate school
- Totaled eight minutes in UK's exhibition against Transylvania
- Played in all four games in the Bahamas. He drained a 3-pointer against the Bahamas National Team and had a rebound in three of the four wins
  - Also dished out an assist against Team Toronto
- Has been a part of two international basketball trips with Global Sports Academy
  - Averaged 14.3 points, 6.5 assists and 3.3 rebounds in four games in Croatia in 2017
  - Averaged 13.2 points and 7.0 assists in four games in Europe in 2018
- Two-time SEC Academic Honor Roll member
- Played in 15 games as a freshman, scoring eight points. Saw action in 12 games and recorded three points and two boards as a sophomore
- Averaged 15.3 points, 3.6 assists and 2.6 rebounds per game as a senior in high school
- Finished his high school career as a 1,000-point scorer

**Birthday:** Nov. 11  
**Parents:** John and Ellen  
**Major:** Communication

**Off the court he likes to ...**  
 Play Fortnite, sleep, watch Spongebob Squarepants, cook and listen to music

**Did you know ...**  
 He earned academic honors in high school for art, specializing in drawing. His definition of a true hero is anyone who is a servant leader



## Game-By-Game Statistics

## Career Statistics

Year	GP-GS	Min-Avg	FG-FGA	Pct	3FG-FGA	Pct	FT-FTA	Pct	Off-Def-Tot-Avg	PF-FO	Ast	TO	Blk	Stl	Pts	Avg
2016-17	15-0	45-3.0	2-13	.154	2-12	.167	2-5	.400	1-2-3-0.2	3-0	1	2	1	0	8	0.5
2017-18	12-0	28-2.3	1-7	.143	1-7	.143	0-0	.000	0-2-2-0.2	0-0	1	2	0	0	3	0.3
2018-19	0-0	0-0.0	0-0	.000	0-0	.000	0-0	.000	0-0-0-0.0	0-0	0	0	0	0	0	0.0
<b>TOTAL</b>	<b>27-0</b>	<b>73-2.7</b>	<b>3-20</b>	<b>.150</b>	<b>3-19</b>	<b>.158</b>	<b>2-5</b>	<b>.400</b>	<b>1-4-5-0.2</b>	<b>3-0</b>	<b>2</b>	<b>4</b>	<b>1</b>	<b>0</b>	<b>11</b>	<b>0.4</b>

# 13

Redshirt Freshman | Guard | 6-4 | 192 lbs | Menifee, Calif. | Eleanor Roosevelt

# JEMARL BAKER JR.

[@jemarlbakerjr](#) | [@jemarlbakerjr\\_](#)

## 2018-19 SEASON/CAREER HIGHS

<b>Points</b>		
Season	6, vs. UTAH (12/15/18)	
Career	6, vs. UTAH (12/15/18)	
<b>Rebounds</b>		
Season	1, 2x, last at Louisville (12/29/18)	
Career	1, 2x, last at Louisville (12/29/18)	
<b>Field Goals</b>		
Season	2, vs. UTAH (12/15/18)	
Career	2, vs. UTAH (12/15/18)	
<b>Field Goals Attempted</b>		
Season	4, at Louisville (12/29/18)	
Career	4, at Louisville (12/29/18)	
<b>3-Point Field Goals</b>		
Season	2, vs. UTAH (12/15/18)	
Career	2, vs. UTAH (12/15/18)	
<b>3-Point Field Goals Attempted</b>		
Season	4, at Louisville (12/29/18)	
Career	4, at Louisville (12/29/18)	
<b>Free Throws</b>		
Season	-	
Career	-	
<b>Free Throws Attempted</b>		
Season	-	
Career	-	
<b>Assists</b>		
Season	1, vs. North Carolina (12/22/18)	
Career	1, vs. North Carolina (12/22/18)	
<b>Steals</b>		
Season	-	
Career	-	
<b>Blocked Shots</b>		
Season	1, vs. North Carolina (12/22/18)	
Career	1, vs. North Carolina (12/22/18)	
<b>Minutes Played</b>		
Season	15, vs. North Carolina (12/22/18)	
Career	15, vs. North Carolina (12/22/18)	
<b>MISCELLANEOUS</b>		
	<b>2018-19</b>	<b>CAREER</b>
Dunks	0	0
Double-Figure Scoring Games	0	0
Double-Figure Rebounding Games	0	0
Games With Double-Double	0	0
Games Led UK in Scoring	0	0
Games Led UK in Rebounding	0	0
Games Led UK in Assists	0	0
Games Led UK in Steals	0	0
Games Led UK in Blocks	0	0
Games With 3+ Assists	0	0
Games With 3+ Blocks	0	0
Games With 3+ Steals	0	0
Games With 3+ 3-Pointers	0	0

- Pronunciation: like Jamal
- Played a career-high 15 minutes vs. North Carolina
- Heeding the advice of Coach Cal to shoot the ball when he gets his opportunity, made back-to-back 3-pointers in two minutes vs. Utah
- Made his UK debut against Seton Hall, entering the game in the last minute of the first half
- Did not participate in any of the four Bahamas exhibition game as he was held-out due to knee soreness
- Returned to practice after the Bahamas and scored 12 points in the Blue-White Game
- Dean's List in fall of 2017 and an SEC First-Year Academic Honor Roll member
- Redshirted in 2017-18 after undergoing knee surgery in October
- Considered one of the premier shooters in the country with range that extends beyond the college 3-point arc
- A consensus four-star prospect ranked among the top 100
- Averaged 17.1 points, 4.1 assists and 3.5 rebounds per game as a senior
- Led Roosevelt to its first-ever state title

**Birthday:** June 12  
**Parents:** Jemarl Sr. and Portia  
**Major:** Undeclared/exploratory studies in agriculture

**Off the court he likes to ...**  
 Shop, play video games, eat, watch movies and listen to music

**Did you know ...**  
 His dad played basketball at Cal State Northridge and his sister Anyia played hoops at Grand Canyon University



## Game-By-Game Statistics

Opponent	Date	qs	min	Total		3-Pointers		Free throws		Rebounds				pf	a	t/o	blk	stl	pts	avg	
				fg-fga	pct	3fg-fga	pct	ft-fla	pct	off	def	tot	avg								
NORTH DAKOTA	11/14/18		dnp	-	-	-	-	-	-	-	-	-	-	-	-	-	-	-	-	-	
VMI	11/18/18		dnp	-	-	-	-	-	-	-	-	-	-	-	-	-	-	-	-	-	
WINTHROP	11/21/18		dnp	-	-	-	-	-	-	-	-	-	-	-	-	-	-	-	-	-	
TENNESSEE STATE	11/23/18		dnp	-	-	-	-	-	-	-	-	-	-	-	-	-	-	-	-	-	
MONMOUTH	11/28/18		dnp	-	-	-	-	-	-	-	-	-	-	-	-	-	-	-	-	-	
UNCG	12/1/18		dnp	-	-	-	-	-	-	-	-	-	-	-	-	-	-	-	-	-	
vs Seton Hall	12/8/18		1	0-0	.000	0-0	.000	0-0	.000	0	0	0	0	0	0	0	0	0	0	0.0	
UTAH	12-15-18		2	2-2	1.000	2-2	1.000	0-0	.000	0	0	0	0	0	0	0	0	0	0	6	3.0
vs #9/10 North Carolina	12/22/18		15	0-3	.000	0-3	.000	0-0	.000	0	1	1	0.3	0	1	1	1	0	0	2.0	
at RV/RV Louisville	12/29/18		8	1-4	.250	1-4	.250	0-0	.000	1	0	1	0.5	1	0	1	0	0	3	2.3	
<b>Totals</b>			0	26	3-9	.333	3-9	.333	0-0	.000	1	1	2	0.5	2	1	2	1	0	9	2.3

Games played: 4  
 Minutes/game: 6.5  
 Points/game: 2.3  
 FG Pct: 33.3  
 3FG Pct: 33.3

Rebounds/game: 0.5  
 Assists/game: 0.3  
 Turnovers/game: 0.5  
 Assist/turnover ratio: 0.5  
 Blocks/game: 0.3

## Career Statistics

Year	GP-GS	Min-Avg	FG-FGA	Pct	3FG-FGA	Pct	FT-FTA	Pct	Off-Def-Tot-Avg	PF-FO	Ast	TO	Blk	Stl	Pts	Avg
2018-19	4-0	26-6.5	3-9	.333	3-9	.333	0-0	.000	1-1-2-0.5	2-0	1	2	1	0	9	2.3
<b>TOTAL</b>	<b>4-0</b>	<b>26-6.5</b>	<b>3-9</b>	<b>.333</b>	<b>3-9</b>	<b>.333</b>	<b>0-0</b>	<b>.000</b>	<b>1-1-2-0.5</b>	<b>2-0</b>	<b>1</b>	<b>2</b>	<b>1</b>	<b>0</b>	<b>9</b>	<b>2.3</b>



# 14

# TYLER HERRO

Freshman | Guard | 6-5 | 195 lbs | Milwaukee | Whitnall

[@raf\\_tyler](#) | [@nolimitherro](#)

## 2018-19 SEASON/CAREER HIGHS

<b>Points</b>		
Season	24, at Louisville (12/29/18)	
Career	24, at Louisville (12/29/18)	
<b>Rebounds</b>		
Season	9, vs. Duke (11/6/18)	
Career	9, vs. Duke (11/6/18)	
<b>Field Goals</b>		
Season	10, at Louisville (12/29/18)	
Career	10, at Louisville (12/29/18)	
<b>Field Goals Attempted</b>		
Season	17, vs. North Carolina (12/22/18)	
Career	17, vs. North Carolina (12/22/18)	
<b>3-Point Field Goals</b>		
Season	4, at Louisville (12/29/18)	
Career	4, at Louisville (12/29/18)	
<b>3-Point Field Goals Attempted</b>		
Season	8, 2x, last vs. North Carolina (12/22/18)	
Career	8, 2x, last vs. North Carolina (12/22/18)	
<b>Free Throws</b>		
Season	5, vs. Duke (11/6/18)	
Career	5, vs. Duke (11/6/18)	
<b>Free Throws Attempted</b>		
Season	6, vs. UNCG (12/1/18)	
Career	6, vs. UNCG (12/1/18)	
<b>Assists</b>		
Season	7, vs. WINTHROP (11/21/18)	
Career	7, vs. WINTHROP (11/21/18)	
<b>Steals</b>		
Season	5, 2x, last vs. MONMOUTH (11/28/18)	
Career	5, 2x, last vs. MONMOUTH (11/28/18)	
<b>Blocked Shots</b>		
Season	2, 2x, last vs. Seton Hall (12/8/18)	
Career	2, 2x, last vs. Seton Hall (12/8/18)	
<b>Minutes Played</b>		
Season	36, 2x, last at Louisville (12/29/18)	
Career	36, 2x, last at Louisville (12/29/18)	
<b>MISCELLANEOUS</b>		
	<b>2018-19</b>	<b>CAREER</b>
Dunks	2	2
Double-Figure		
Scoring Games	9	9
Double-Figure		
Rebounding Games	0	0
Games With		
Double-Double	0	0
Games Led UK		
in Scoring	2	2
Games Led UK		
in Rebounding	2	2
Games Led UK		
in Assists	2	2
Games Led UK		
in Steals	3	3
Games Led UK		
in Blocks	2	2
Games With		
3+ Assists	4	4
Games With		
3+ Blocks	0	0
Games With		
3+ Steals	2	2
Games With		
3+ 3-Pointers	3	3

- Pronunciation: Hero
- Scored a career-high 24 to win Bluegrass Sports Commission MVP of the Louisville game
- USBWA Wayman Tisdale National Freshman of the Week and NCAA.com National Player of the Week for the week of Dec. 31 after the Louisville game
- SEC Freshman of the Week on Dec. 31
- Reached double figures in six straight and nine of 12 overall
- Leads UK in 3-pointers made (21) and second on the team in steals (17)
- Averaging 16.7 points over the last six games
- Made at least two 3-pointers in seven of his last nine
- 18 points on 6-of-12 shooting vs. UNC Greensboro
- Posted game highs in points (16), rebounds (eight) and steals (five) in a win over Monmouth
- Scored 15 points with three 3-pointers and a season-high seven assists in win over Winthrop
- Poured in 18 points and added a game-high five steals in win over North Dakota
- Named to the Naismith Memorial Basketball Hall of Fame's Jerry West Award preseason watch list (best shooting guard)
- Led the Wildcats in scoring during Bahamas trip. Averaged 17.3 points per game while also adding 2.3 rebounds and 1.8 assists
- Jordan Brand Classic and Nike Hoop Summit pick
- Averaged 32.9 points, 7.4 rebounds, 3.6 assists and 3.3 steals per game as a First Team All-State selection his senior season

**Birthday:** Jan. 20  
**Parents:** Jen and Chris  
**Major:** Undeclared/exploratory studies in agriculture

**Off the court he likes to ...**  
 Play video games, eat, hang out with friends, spend time with family and ride roller coasters

**Did you know ...**  
 His nickname is "Boy Wonder" and he chose No. 14 because he's been wearing it since his freshman year in high school



## Game-By-Game Statistics

Opponent	Date	gs	min	Total		3-Pointers		Free throws		Rebounds				pf	a	t/o	blk	stl	pts	avg	
				fg-fga	pct	3fg-fga	pct	ft-fa	pct	off	def	tot	avg								
vs Duke	11/6/18	*	33	4-11	.364	1-6	.167	5-5	1.000	0	9	9	9.0	1	5	1	2	0	14	14.0	
SOUTHERN ILLINOIS	11/9/18	*	20	0-6	.000	0-2	.000	0-0	.000	1	2	3	6.0	1	0	1	0	1	0	7.0	
NORTH DAKOTA	11/14/18	*	25	7-12	.583	1-2	.500	3-3	1.000	0	1	1	4.3	0	3	2	0	5	18	10.7	
VMI	11/18/18	*	19	2-6	.333	1-3	.333	0-0	.000	0	2	2	3.8	2	2	2	1	0	5	9.3	
WINTHROP	11/21/18	*	25	6-14	.429	3-8	.375	0-0	.000	0	3	3	3.6	1	7	1	0	0	15	10.4	
TENNESSEE STATE	11/23/18	*	25	3-7	.429	2-6	.333	0-0	.000	0	4	4	3.7	1	0	2	0	1	8	10.0	
MONMOUTH	11/28/18	*	28	6-10	.600	2-5	.400	2-2	1.000	1	7	8	4.3	1	1	0	0	5	16	10.9	
UNCG	12/1/18	*	35	6-12	.500	2-6	.333	4-6	.667	1	4	5	4.4	3	1	3	1	0	18	11.8	
vs Seton Hall	12/8/18	*	26	4-13	.308	0-6	.000	2-2	1.000	0	2	2	4.1	3	1	1	2	0	10	11.6	
UTAH	12-15-18	*	31	7-12	.583	2-6	.333	1-2	.500	0	2	2	3.9	0	1	0	0	2	17	12.1	
vs #9/10 North Carolina	12/22/18	*	36	6-17	.353	3-8	.375	0-1	.000	1	3	4	3.9	2	5	3	0	1	15	12.4	
at RV/RV Louisville	12/29/18	*	36	10-13	.769	4-6	.667	0-0	.000	1	4	5	4.0	2	1	2	1	2	24	13.3	
<b>Totals</b>			<b>12</b>	<b>339</b>	<b>61-133</b>	<b>.459</b>	<b>21-64</b>	<b>.328</b>	<b>17-21</b>	<b>.810</b>	<b>5</b>	<b>43</b>	<b>48</b>	<b>4.0</b>	<b>17</b>	<b>27</b>	<b>18</b>	<b>7</b>	<b>17</b>	<b>160</b>	<b>13.3</b>

Games played: 12  
 Minutes/game: 28.3  
 Points/game: 13.3  
 FG Pct: 45.9  
 3FG Pct: 32.8  
 FT Pct: 81.0

Rebounds/game: 4.0  
 Assists/game: 2.3  
 Turnovers/game: 1.5  
 Assist/turnover ratio: 1.5  
 Steals/game: 1.4  
 Blocks/game: 0.6

## Career Statistics

Year	GP-GS	Min-Avg	FG-FGA	Pct	3FG-FGA	Pct	FT-FTA	Pct	Off-Def-Tot-Avg	PF-FO	Ast	TO	Blk	Stl	Pts	Avg
2018-19	12-12	339-28.3	61-133	.459	21-64	.328	17-21	.810	5-43-48-4.0	17-0	27	18	7	17	160	13.3
<b>TOTAL</b>	<b>12-12</b>	<b>339-28.3</b>	<b>61-133</b>	<b>.459</b>	<b>21-64</b>	<b>.328</b>	<b>17-21</b>	<b>.810</b>	<b>5-43-48-4.0</b>	<b>17-0</b>	<b>27</b>	<b>18</b>	<b>7</b>	<b>17</b>	<b>160</b>	<b>13.3</b>



## 2018-19 SEASON/CAREER HIGHS

<b>Points</b>	
Season	22, 3x, last vs. UNCG (12/1/18)
Career	33, vs. WASHINGTON (2/22/18)
<b>Rebounds</b>	
Season	12, vs. UNCG (12/1/18)
Career	17, vs. Harvard (11/12/16)
<b>Field Goals</b>	
Season	8, vs. UNCG (12/1/18)
Career	11, 4x, last vs. WASHINGTON (2/22/18)
<b>Field Goals Attempted</b>	
Season	16, vs. UNCG (12/1/18)
Career	19, 2x, last at Long Beach St. (12/3/17)
<b>3-Point Field Goals</b>	
Season	1, 5x, last vs. North Carolina (12/22/18)
Career	3, vs. ARIZONA STATE (1/17/18)
<b>3-Point Field Goals Attempted</b>	
Season	4, vs. North Carolina (12/22/18)
Career	6, vs. ARIZONA STATE (1/17/18)
<b>Free Throws</b>	
Season	10, vs. VMI (11/18/18)
Career	19, at Kansas (12/3/16)
<b>Free Throws Attempted</b>	
Season	13, vs. Duke (11/6/18)
Career	22, at Kansas (12/3/16)
<b>Assists</b>	
Season	3, vs. North Carolina (12/22/18)
Career	4, 2x, last vs. CAL POLY (11/10/17)
<b>Steals</b>	
Season	2, vs. Seton Hall (12/8/18)
Career	4, vs. DEPAUL (12/15/15)
<b>Blocked Shots</b>	
Season	2, 2x, last vs. Louisville (12/29/18)
Career	3, 2x, last vs. DARTMOUTH (12/12/15)
<b>Minutes Played</b>	
Season	38, vs. North Carolina (12/22/18)
Career	44, vs. GREEN BAY (11/13/15)

## MISCELLANEOUS 2018-19 CAREER\*

Dunks	7	-
Double-Figure Scoring Games	9	78
Double-Figure Rebounding Games	1	32
Games With Double-Double	1	27
Games Led UK in Scoring	2	38
Games Led UK in Rebounding	2	51
Games Led UK in Assists	0	3
Games Led UK in Steals	1	16
Games Led UK in Blocks	1	12
Games With 3+ Assists	1	6
Games With 3+ Blocks	0	2
Games With 3+ Steals	0	5
Games With 3+ 3-Pointers	0	1

\*includes Stanford statistics

- Preseason All-SEC First Team selection by the league's media
- Reached double-figure scoring in six of the last seven games
- Averaging 14.6 points and 6.3 rebounds, both second best on the team
- Reached double figures in all but three games
- Shooting 56.0 percent, the best mark on the team of players with a minimum of 30 shots
- Scored 22 points in three games this season
  - Recorded his first double-double at UK -- and 27th of his career -- with 12 rebounds to go along with his 22 points vs. UNC Greensboro
- On the Naismith Trophy, Wooden Award and NABC National Player of the Year watch lists
- Named to the Naismith Memorial Basketball Hall of Fame's Karl Malone Award preseason watch list (best power forward)
- Graduate transfer who concluded his career at Stanford as a three-time captain and two-time All-Pac-12 First Team member
  - One of three Stanford players in program history to have at least 1,400 points and 700 rebounds in fewer than 100 games played
  - Ranked third in the Pac-12 in both scoring (19.5 ppg) and rebounding (8.7 rpg)
  - Scored in double figures in all but one of his 35 games played as a senior
- Only player in the Pac-12 and one of only five Power 5 conference players to finish the season ranked in the top five of his league in both scoring and rebounding

**Birthday:** Nov. 25  
**Parents:** Nathaniel and Jacqueline  
**Graduate Program:** Sport Leadership

**Off the court he likes to ...**  
 Facetime with family, go to the movies, fish, watch "The Office" or "Seinfeld," and bowl

**Did you know ...**  
 He wrote poetry and participated in poetry contests while he was in middle school



## Game-By-Game Statistics

Opponent	Date	qs	min	Total		3-Pointers		Free throws		Rebounds				pf	a	t/o	blk	stl	pts	avg	
				fg-fga	pct	3fg-fga	pct	ft-fga	pct	off	def	tot	avg								
vs Duke	11/6/18	*	30	6-8	.750	1-1	1.000	9-13	.692	4	3	7	7.0	2	1	3	1	0	22	22.0	
SOUTHERN ILLINOIS	11/9/18	*	14	1-2	.500	0-0	.000	4-6	.667	2	3	5	6.0	2	1	0	1	0	6	14.0	
NORTH DAKOTA	11/14/18	*	21	4-12	.333	1-2	.500	2-2	1.000	4	3	7	6.3	3	0	1	0	0	11	13.0	
VMI	11/18/18	*	24	6-8	.750	0-1	.000	10-12	.833	3	3	6	6.3	2	0	3	0	0	22	15.3	
WINTHROP	11/21/18	*	25	3-5	.600	0-0	.000	2-3	.667	2	1	3	5.6	2	2	4	1	1	8	13.8	
TENNESSEE STATE	11/23/18	*	24	4-4	1.000	0-0	.000	5-9	.556	4	5	9	6.2	4	1	2	2	0	13	13.7	
MONMOUTH	11/28/18	*	27	4-6	.667	1-2	.500	4-5	.800	0	6	6	6.1	1	1	1	1	0	13	13.6	
UNCG	12/1/18	*	37	8-16	.500	1-1	1.000	5-6	.833	4	8	12	6.9	1	2	0	0	1	22	14.6	
vs Seton Hall	12/8/18	*	34	3-6	.500	0-0	.000	7-8	.875	1	5	6	6.8	5	2	3	1	2	13	14.4	
UTAH	12-15-18	*	32	7-10	.700	0-1	.000	2-4	.500	1	2	3	6.4	0	1	0	0	0	16	14.6	
vs #9/10 North Carolina	12/22/18	*	38	6-15	.400	1-4	.250	7-11	.636	3	4	7	6.5	2	3	1	1	0	20	15.1	
at RV/RV Louisville	12/29/18	*	30	4-8	.500	0-1	.000	1-2	.500	1	3	4	6.3	3	0	0	2	0	9	14.6	
Totals			9	336	56-100	.560	5-13	.385	58-81	.716	29	46	75	6.3	27	14	18	10	4	175	14.6

Games played: 12  
 Minutes/game: 28.0  
 Points/game: 14.6  
 FG Pct: 56.0  
 3FG Pct: 38.5  
 FT Pct: 71.6

Rebounds/game: 6.3  
 Assists/game: 1.2  
 Turnovers/game: 1.5  
 Assist/turnover ratio: 0.8  
 Steals/game: 0.3  
 Blocks/game: 0.8

## Career Statistics

Year	GP-GS	Min-Avg	FG-FGA	Pct	3FG-FGA	Pct	FT-FTA	Pct	Off-Def-Tot-Avg	PF-FO	Ast	TO	Blk	Stl	Pts	Avg
2014-15	28-12	646-23.1	67-137	.489	0-0	.000	39-85	.459	62-94-156-5.6	60-0	12	27	7	24	173	6.2
2015-16	8-8	262-32.8	39-70	.557	0-0	.000	24-50	.480	26-31-57-7.1	19-1	6	17	5	6	102	12.8
2016-17	27-27	813-30.1	176-304	.579	0-1	.000	118-181	.652	93-146-239-8.9	64-1	14	56	5	14	470	17.4
2017-18	35-35	1190-34.0	250-474	.527	18-61	.295	164-243	.675	104-202-306-8.7	91-3	47	72	4	26	682	19.5
2018-19	12-9	336-28.0	56-100	.560	5-13	.385	58-81	.716	29-46-75-6.3	27-1	14	18	10	4	175	14.6
<b>TOTAL</b>	<b>110-91</b>	<b>3247-29.5</b>	<b>588-1085</b>	<b>.542</b>	<b>23-74</b>	<b>.307</b>	<b>403-640</b>	<b>.630</b>	<b>314-519-833-7.6</b>	<b>261-6</b>	<b>93</b>	<b>190</b>	<b>31</b>	<b>74</b>	<b>1602</b>	<b>14.6</b>



## 2018-19 SEASON/CAREER HIGHS

<b>Points</b>		
Season	10, vs. SOUTHERN ILLINOIS (11/9/18)	
Career	10, vs. SOUTHERN ILLINOIS (11/9/18)	
<b>Rebounds</b>		
Season	7, 2x, last vs. N. DAKOTA (11/14/18)	
Career	7, 2x, last vs. N. DAKOTA (11/14/18)	
<b>Field Goals</b>		
Season	4, 4x, last vs. UNCG (12/1/18)	
Career	4, 4x, last vs. UNCG (12/1/18)	
<b>Field Goals Attempted</b>		
Season	8, 2x, last vs. N. DAKOTA (11/14/18)	
Career	8, 2x, last vs. N. DAKOTA (11/14/18)	
<b>3-Point Field Goals</b>		
Season	-	
Career	-	
<b>3-Point Field Goals Attempted</b>		
Season	1, 3x, last at Louisville (12/29/18)	
Career	1, 3x, last at Louisville (12/29/18)	
<b>Free Throws</b>		
Season	3, vs. TENNESSEE STATE (11/23/18)	
Career	3, vs. TENNESSEE STATE (11/23/18)	
<b>Free Throws Attempted</b>		
Season	4, vs. TENNESSEE STATE (11/23/18)	
Career	4, vs. TENNESSEE STATE (11/23/18)	
<b>Assists</b>		
Season	2, 2x, last vs. MONMOUTH (11/28/18)	
Career	2, 2x, last vs. MONMOUTH (11/28/18)	
<b>Steals</b>		
Season	2, vs. MONMOUTH (11/28/18)	
Career	2, vs. MONMOUTH (11/28/18)	
<b>Blocked Shots</b>		
Season	3, vs. VMI (11/18/18)	
Career	3, vs. VMI (11/18/18)	
<b>Minutes Played</b>		
Season	26, 2x, last vs. MONMOUTH (11/28/18)	
Career	26, 2x, last vs. MONMOUTH (11/28/18)	
<b>MISCELLANEOUS</b>		
	<b>2018-19</b>	<b>CAREER</b>
Dunks	9	9
Double-Figure Scoring Games	1	1
Double-Figure Rebounding Games	0	0
Games With Double-Double	0	0
Games Led UK in Scoring	0	0
Games Led UK in Rebounding	0	0
Games Led UK in Assists	0	0
Games Led UK in Steals	0	0
Games Led UK in Blocks	5	5
Games With 3+ Assists	0	0
Games With 3+ Blocks	1	1
Games With 3+ Steals	0	0
Games With 3+ 3-Pointers	0	0

- Third on the team with 14 blocks
- All-around contributor, averaging 5.1 points, 4.2 rebounds and 1.2 blocks in 16.2 minutes per game
- Made his first career start vs. VMI and blocked a team-high three shots
- Strong showing vs. Southern Illinois with 10 points, seven boards and two swats
- Nearly matched that effort with eight points, seven boards and two blocks vs. North Dakota in a season-high 26 minutes
  - Said Calipari after the UND game: "EJ Montgomery's going to have to play more. ... You need to have separators in the game at some point that can make a play out of nothing. He does that."
- Led Kentucky with 14 points on 7-of-10 shooting against Transylvania
  - Also had nine rebounds and a blocked shot
- Tallied eight points and had six rebounds in 19 minutes against the Bahamas National Team during UK's exhibition tour this summer
  - Missed the final three games with back spasms
- Averaged 25.6 points, 13.6 rebounds and 4.3 assists per game as a senior at Wheeler
- Scored 12 points and hauled in five rebounds in the McDonald's All American Game
- Considered a five-star recruit and ranked as high as No. 6 overall by 247 Sports
  - Rivals ranked him No. 11 overall, while ESPN listed him at No. 14

**Birthday:** Sept. 12  
**Parents:** Efreem and Glenda  
**Major:** Undeclared/exploratory studies in agriculture

**Off the court he likes to ...**  
 Watch movies, hang out with friends, play video games, spend time with family and go to the beach

**Did you know ...**  
 Both of his parents and two older sisters played basketball in college and his favorite movies are "Love and Basketball" and "The Purge"



## Game-By-Game Statistics

Opponent	Date	gs	min	Total		3-Pointers		Free throws		Rebounds				pf	a	t/o	blk	stl	pts	avg	
				fg-fga	pct	3fg-fga	pct	ft-fa	pct	off	def	tot	avg								
vs Duke	11/6/18		22	4-6	.667	0-0	.000	0-0	.000	3	3	6	6.0	4	1	3	0	0	8	8.0	
SOUTHERN ILLINOIS	11/9/18		17	4-8	.500	0-0	.000	2-3	.667	4	3	7	6.5	1	0	1	2	0	10	9.0	
NORTH DAKOTA	11/14/18		26	4-8	.500	0-1	.000	0-0	.000	3	4	7	6.7	3	0	1	2	0	8	8.7	
VMI	11/18/18 *		16	1-5	.200	0-0	.000	1-2	.500	2	3	5	6.3	3	0	2	3	0	3	7.3	
WINTHROP	11/21/18		16	2-4	.500	0-0	.000	2-2	1.000	1	1	2	5.4	2	2	0	2	0	6	7.0	
TENNESSEE STATE	11/23/18		24	1-3	.333	0-0	.000	3-4	.750	3	3	6	5.5	1	0	1	2	0	5	6.7	
MONMOUTH	11/28/18		26	3-6	.500	0-1	.000	1-2	.500	1	3	4	5.3	4	2	1	1	2	7	6.7	
UNCG	12/1/18		15	4-6	.667	0-0	.000	0-0	.000	3	2	5	5.3	1	0	2	1	0	8	6.9	
vs Seton Hall	12/8/18		8	0-1	.000	0-0	.000	0-0	.000	0	0	0	4.7	2	0	1	0	0	0	6.1	
UTAH	12-15-18		12	1-3	.333	0-0	.000	0-0	.000	2	3	5	4.7	0	1	0	1	0	2	5.7	
vs #9/10 North Carolina	12/22/18		2	1-1	1.000	0-0	.000	0-0	.000	1	0	1	4.4	1	0	1	0	0	2	5.4	
at RV/RV Louisville	12/29/18		10	1-2	.500	0-1	.000	0-1	.000	0	2	2	4.2	3	0	0	0	0	2	5.1	
<b>Totals</b>			<b>1</b>	<b>194</b>	<b>26-53</b>	<b>.491</b>	<b>0-3</b>	<b>.000</b>	<b>9-14</b>	<b>.643</b>	<b>23</b>	<b>27</b>	<b>50</b>	<b>4.2</b>	<b>25</b>	<b>6</b>	<b>13</b>	<b>14</b>	<b>2</b>	<b>61</b>	<b>5.1</b>

Games played: 12  
 Minutes/game: 16.2  
 Points/game: 5.1  
 FG Pct: .491  
 3FG Pct: 0.0  
 FT Pct: .643

Rebounds/game: 4.2  
 Assists/game: 0.5  
 Turnovers/game: 1.1  
 Assist/turnover ratio: 0.5  
 Steals/game: 0.2  
 Blocks/game: 1.2

## Career Statistics

Year	GP-GS	Min-Avg	FG-FGA	Pct	3FG-FGA	Pct	FT-FTA	Pct	Off-Def-Tot-Avg	PF-FO	Ast	TO	Blk	Stl	Pts	Avg
2018-19	12-1	194-16.2	26-53	.491	0-3	.000	9-14	.643	23-27-50-4.2	25-0	6	13	14	2	61	5.1
<b>TOTAL</b>	<b>12-1</b>	<b>194-16.2</b>	<b>26-53</b>	<b>.491</b>	<b>0-3</b>	<b>.000</b>	<b>9-14</b>	<b>.643</b>	<b>23-27-50-4.2</b>	<b>25-0</b>	<b>6</b>	<b>13</b>	<b>14</b>	<b>2</b>	<b>61</b>	<b>5.1</b>

## 2018-19 SEASON/CAREER HIGHS

<b>Points</b>		
Season	29, vs. Seton Hall (12/8/18)	
Career	29, vs. Seton Hall (12/8/18)	
<b>Rebounds</b>		
Season	18, vs. VMI (11/18/18)	
Career	18, vs. VMI (11/18/18)	
<b>Field Goals</b>		
Season	9, vs. NORTH DAKOTA (11/14/18)	
Career	9, vs. NORTH DAKOTA (11/14/18)	
<b>Field Goals Attempted</b>		
Season	15, vs. Seton Hall (12/8/18)	
Career	15, vs. Seton Hall (12/8/18)	
<b>3-Point Field Goals</b>		
Season	4, vs. NORTH DAKOTA (11/14/18)	
Career	4, vs. NORTH DAKOTA (11/14/18)	
<b>3-Point Field Goals Attempted</b>		
Season	5, vs. NORTH DAKOTA (11/14/18)	
Career	5, vs. NORTH DAKOTA (11/14/18)	
<b>Free Throws</b>		
Season	12, vs. Seton Hall (12/8/18)	
Career	12, vs. Seton Hall (12/8/18)	
<b>Free Throws Attempted</b>		
Season	13, vs. Seton Hall (12/8/18)	
Career	20, vs. Kansas State (3/22/18)	
<b>Assists</b>		
Season	8, vs. North Carolina (12/22/18)	
Career	8, vs. North Carolina (12/22/18)	
<b>Steals</b>		
Season	3, vs. WINTHROP (11/21/18)	
Career	3, 4x, last vs. WINTHROP (11/21/18)	
<b>Blocked Shots</b>		
Season	4, 2x, last at Louisville (12/29/18)	
Career	4, 4x, last at Louisville (12/29/18)	
<b>Minutes Played</b>		
Season	35, vs. Seton Hall (12/8/18)	
Career	40, vs. Kansas State (3/22/18)	
<b>MISCELLANEOUS</b>		
	<b>2018-19</b>	<b>CAREER</b>
Dunks	11	51
Double-Figure		
Scoring Games	5	28
Double-Figure		
Rebounding Games	4	7
Games With		
Double-Double	4	7
Games Led UK		
in Scoring	3	9
Games Led UK		
in Rebounding	6	13
Games Led UK		
in Assists	3	6
Games Led UK		
in Steals	4	14
Games Led UK		
in Blocks	4	15
Games With		
3+ Assists	5	13
Games With		
3+ Blocks	3	5
Games With		
3+ Steals	1	4
Games With		
3+ 3-Pointers	1	1

- Preseason All-SEC First Team selection by the league's media
- Averaging a team-best 8.4 rebounds and 1.3 blocks a game to go along with 12.6 points
- Posted his fourth double-double of the season with 11 points and 10 rebounds and came pretty close to a triple-double with a career-high eight assists against North Carolina
- Scored a career-high 29 points in a double-double performance (12 rebounds) against Seton Hall. Also blocked a career-high-tying four shots and tied his season best with four assists
- Became first player since Bam Adebayo in March of 2017 to have consecutive double-doubles. He posted game highs in points (19) and rebounds (11) in win over Winthrop and had 19 points and a career-high 18 rebounds (the third most ever by a John Calipari player at Kentucky) vs. VMI
- Scored a career-high 25 points, including a career-best four 3-pointers, in the win over North Dakota in just 17 minutes
- On the Naismith Trophy, Wooden Award and NABC National Player of the Year watch lists
- Named to the Naismith Memorial Basketball Hall of Fame's Karl Malone Award preseason watch list (best power forward)
- Led the team with an average of 15.0 points per game over the six-game exhibition slate. He also logged 7.2 rebounds a game with 10 assists, 10 blocks and seven steals
- Declared for the NBA Draft and went through the Draft process before returning for his sophomore season

**Birthday:** August 23  
**Parents:** Sherry and Paul Sr.  
**Major:** Undeclared/exploratory studies in agriculture

**Off the court he likes to ...**  
 Play Fortnite, spend time with friends, talk to loved ones, shop and watch TV

**Did you know ...**  
 He befriended UK football star Josh Allen during a service trip to Marshall County this summer



## Game-By-Game Statistics

Opponent	Date	gs	min	Total		3-Pointers		Free throws		Rebounds				pf	a	t/o	blk	stl	pts	avg	
				fg-fga	pct	3fg-fga	pct	ft-fa	pct	off	def	tot	avg								
vs Duke	11/6/18	*	17	3-7	.429	1-2	.500	1-2	.500	1	1	2	2.0	5	0	0	0	0	8	8.0	
SOUTHERN ILLINOIS	11/9/18	*	20	1-2	.500	0-0	.000	1-2	.500	2	4	6	4.0	3	1	5	0	0	3	5.5	
NORTH DAKOTA	11/14/18	*	17	9-13	.692	4-5	.800	3-5	.600	1	6	7	5.0	2	1	3	1	1	25	12.0	
VMI	11/18/18	*	33	6-12	.500	0-0	.000	7-9	.778	7	11	18	8.3	0	3	1	0	0	19	13.8	
WINTHROP	11/21/18	*	27	7-11	.636	0-1	.000	5-7	.714	1	10	11	8.8	0	4	3	1	3	19	14.8	
TENNESSEE STATE	11/23/18	*	27	1-6	.167	0-1	.000	4-8	.500	2	5	7	8.5	2	0	1	1	2	6	13.3	
MONMOUTH	11/28/18	*	19	3-6	.500	1-2	.500	1-1	1.000	2	6	8	8.4	5	1	1	0	0	8	12.6	
UNCG	12/1/18	*	28	4-9	.444	1-1	1.000	0-1	.000	3	5	8	8.4	4	2	4	0	0	9	12.1	
vs Seton Hall	12/8/18	*	35	8-15	.533	1-3	.333	12-13	.923	4	8	12	8.8	1	4	2	4	0	29	14.0	
UTAH	12-15-18	*	31	4-8	.500	0-2	.000	1-2	.500	3	1	4	8.3	0	1	1	3	2	9	13.5	
vs #9/10 North Carolina	12/22/18	*	30	5-9	.556	1-3	.333	0-0	.000	3	7	10	8.5	2	8	2	2	0	11	13.3	
at RV/RV Louisville	12/29/18	*	33	2-3	.667	0-0	.000	1-2	.500	2	6	8	8.4	3	3	1	4	1	5	12.6	
Totals			12	317	53-101	.525	9-20	.450	36-52	.692	31	70	101	8.4	27	28	24	16	9	151	12.6

Games played: 12  
 Minutes/game: 26.4  
 Points/game: 12.6  
 FG Pct: 52.5  
 3FG Pct: 45.0  
 FT Pct: 69.2

Rebounds/game: 8.4  
 Assists/game: 2.3  
 Turnovers/game: 2.0  
 Assist/turnover ratio: 1.2  
 Steals/game: 0.8  
 Blocks/game: 1.3

## Career Statistics

Year	GP-GS	Min-Avg	FG-FGA	Pct	3FG-FGA	Pct	FT-FTA	Pct	Off-Def-Tot-Avg	PF-FO	Ast	TO	Blk	Stl	Pts	Avg
2017-18	37-30	1012-27.4	135-260	.519	5-21	.238	126-208	.606	67-144-211-5.7	100-4	57	71	31	28	401	10.8
2018-19	12-12	317-26.4	53-101	.525	9-20	.450	36-52	.692	31-70-101-8.4	27-2	28	24	16	9	151	12.6
<b>TOTAL</b>	<b>49-42</b>	<b>1329-27.1</b>	<b>188-361</b>	<b>.521</b>	<b>14-41</b>	<b>.341</b>	<b>162-260</b>	<b>.623</b>	<b>98-214-312-6.4</b>	<b>127-6</b>	<b>85</b>	<b>95</b>	<b>47</b>	<b>37</b>	<b>552</b>	<b>11.3</b>





# BOX SCORES

## GAME 10

#19/18 KENTUCKY 88, UTAH 61



Official Basketball Box Score - Game Totals - Final Statistics  
Utah vs Kentucky  
12/15/18 5 p.m. at Rupp Arena - Lexington, Ky.



##	Player	Total		3-Ptr		Rebounds		PF	TP	A	TO	Blk	Stl	Min	
		Fg	Fga	Fg	Fga	Off	Def								Total
03	Tillman, Donnie	1	6	1	3	2	5	1	3	3	1	1	1	25	
11	Gschy, Both	1	6	1	4	2	2	1	2	2	1	3	0	26	
21	Battin, Riley	1	2	1	4	0	0	5	0	2	0	0	0	32	
34	Johnson, Jayce	1	5	0	1	1	2	3	11	0	0	0	0	23	
02	Barefield, Sedrick	1	1	0	3	1	4	1	4	5	3	0	0	30	
01	Jones, Charles	0	2	0	0	0	0	0	0	2	2	0	0	13	
05	Van Dyke, Parker	0	2	1	3	0	0	0	0	0	0	0	0	14	
13	Topalovic, Novak	0	3	0	0	0	2	0	1	1	0	0	0	11	
20	Allen, Timmy	0	3	0	1	2	3	4	7	0	1	0	0	19	
25	Rydzalich, Beau	0	0	0	0	0	0	0	0	0	0	0	0	0	
31	Morley, Brandon	0	2	0	0	1	1	2	4	0	1	0	0	7	
Team		2	1	3	3	3	4	4	7	0	1	0	0	2	
Totals		24	54	7	23	6	8	13	18	31	15	6	1	2	200

FG % 1st Half: 12-29 41.4% 2nd half: 12-25 48.0% Game: 24-54 44.4% Deadeball  
3FG % 1st Half: 3-12 25.0% 2nd half: 4-11 36.4% Game: 7-23 30.4% Rebounds  
FT % 1st Half: 0-0 0.0% 2nd half: 6-8 75.0% Game: 6-8 75.0%

### Kentucky 88 • 8-2

##	Player	Total		3-Ptr		Rebounds		PF	TP	A	TO	Blk	Stl	Min		
		Fg	Fga	Fg	Fga	Off	Def								Total	
22	Travis, Reid	7	10	0	1	2	3	0	16	1	0	0	0	32		
25	Washington, PJ	4	8	0	2	1	4	0	9	1	3	2	1	31		
02	Hagans, Ashton	1	7	0	0	0	0	1	2	7	2	0	1	23		
03	Johnson, Keldon	1	8	0	2	2	24	0	2	0	1	3	3	33		
14	Herrro, Tyler	1	7	1	2	6	1	2	0	17	1	0	0	21		
04	Richardson, Nick	0	0	0	0	0	0	0	0	0	0	0	0	12		
05	Quickley, Immanuel	4	7	2	3	2	2	0	1	1	3	12	2	0	23	
10	David, Jomny	0	0	0	0	0	0	0	0	0	0	0	0	1		
13	Baker, Jemari	2	2	0	0	0	0	0	0	0	0	0	0	2		
23	Montgomery, EJ	1	3	0	0	0	0	0	0	0	0	0	0	12		
Team		1	3	4	4	4	4	4	7	0	1	0	0	2		
Totals		34	58	12	21	8	12	7	16	23	10	88	13	6	5	200

FG % 1st Half: 17-32 53.1% 2nd half: 17-26 65.4% Game: 34-58 58.6% Deadeball  
3FG % 1st Half: 6-12 50.0% 2nd half: 6-9 66.7% Game: 12-21 57.1% Rebounds  
FT % 1st Half: 1-2 50.0% 2nd half: 7-10 70.0% Game: 8-12 66.7%

Officials: Doug Shows, Rand McCall, Chuck Jones  
Technical fouls: Utah-None, Kentucky-None  
Attendance: 21922

Score by periods	1st		2nd		Total
	Utah	Kentucky	Utah	Kentucky	
	11	17	8	8	61
	11	17	8	8	61

Last FG: UTAH 2nd-02:56, UK 2nd-00:40.  
Largest lead - UTAH by 8 1st-16:50, UK by 28 2nd-00:40.  
UTAH led for 05:06, UK led for 33:51. Game was tied for 01:13.  
Score tied - 2 times.  
Lead changed - 2 times.

## GAME 13

#13/14 KENTUCKY at ALABAMA

## GAME 11

#19/18 KENTUCKY 80, #9/10 NORTH CAROLINA 72



Official Basketball Box Score - Game Totals - Final Statistics  
Kentucky vs #9/10 North Carolina  
12/22/18 5:15 p.m. ET at United Center, Chicago



##	Player	Total		3-Ptr		Rebounds		PF	TP	A	TO	Blk	Stl	Min			
		Fg	Fga	Fg	Fga	Off	Def								Total		
22	Travis, Reid	6	15	1	4	7	11	3	4	7	2	20	3	1	0	38	
25	Washington, PJ	5	9	1	3	0	0	3	7	10	2	11	8	2	0	30	
02	Hagans, Ashton	2	6	0	0	3	4	1	3	4	3	7	3	5	1	8	31
03	Johnson, Keldon	7	11	4	7	3	4	0	3	3	5	21	3	1	0	23	
14	Herrro, Tyler	6	17	3	8	0	1	3	4	2	15	3	0	1	36		
04	Richardson, Nick	1	2	0	0	0	0	1	5	6	1	2	0	0	2	10	
05	Quickley, Immanuel	0	1	0	1	2	0	3	2	1	3	1	0	1	15		
13	Baker, Jemari	0	3	0	0	0	1	1	0	0	1	1	0	1	15		
23	Montgomery, EJ	1	1	0	0	0	1	0	1	0	1	0	0	2			
Team		2	3	5	5	5	5	5	5	5	5	5	5	5	5		
Totals		28	65	9	26	15	22	12	32	44	18	80	24	18	0	12	200

FG % 1st Half: 14-35 40.0% 2nd half: 14-30 46.7% Game: 28-65 43.1% Deadeball  
3FG % 1st Half: 4-12 33.3% 2nd half: 5-11 45.5% Game: 9-26 34.6% Rebounds  
FT % 1st Half: 8-12 66.7% 2nd half: 7-10 70.0% Game: 15-22 68.2%

### #9/10 North Carolina 72 • 8-3

##	Player	Total		3-Ptr		Rebounds		PF	TP	A	TO	Blk	Stl	Min		
		Fg	Fga	Fg	Fga	Off	Def								Total	
15	Garrison Brooks	3	3	0	0	1	2	6	8	4	7	2	3	0	1	19
30	Luke Maye	6	13	3	5	1	2	1	5	6	4	16	1	2	1	33
02	Coby White	3	10	1	4	1	2	2	2	2	8	2	4	0	1	30
13	Cameron Johnson	6	10	2	4	3	4	4	1	1	17	2	5	0	1	30
04	Kenny Williams	4	10	1	2	2	4	1	5	6	3	11	5	1	0	27
00	Sevent Woods	2	4	0	0	3	3	0	1	3	7	3	2	0	1	15
01	Leahy Black	0	2	0	1	0	0	2	2	0	0	1	0	0	10	
03	Andrew Platek	0	1	0	0	0	0	0	0	0	0	0	0	0	2	
04	Brendan Robinson	0	0	0	0	0	0	0	0	0	0	0	0	0	7	
05	Nasir Little	2	8	0	0	0	0	1	1	4	2	1	0	0	14	
11	Shen Rush	0	0	0	0	0	0	0	0	0	0	0	0	0	0	
21	Sterling Marley	1	1	0	0	0	0	1	2	0	1	2	0	0	10	
23	Walker Miller	0	0	0	0	0	0	0	0	0	0	0	0	0	0	
25	Caleb Ellis	0	0	0	0	0	0	0	0	0	0	0	0	0	0	
30	KJ Smith	0	0	0	0	0	0	0	0	0	0	0	0	0	0	
42	Brendan Huffman	0	0	0	0	0	0	0	0	0	0	0	0	0	3	
Team		0	0	0	0	0	0	0	0	0	0	0	0	0	0	
Totals		27	63	7	18	11	16	0	28	30	19	72	18	3	8	200

FG % 1st Half: 14-34 41.2% 2nd half: 13-29 44.8% Game: 27-63 42.9% Deadeball  
3FG % 1st Half: 2-6 33.3% 2nd half: 5-13 38.5% Game: 7-19 36.3% Rebounds  
FT % 1st Half: 1-2 50.0% 2nd half: 10-14 71.4% Game: 11-16 68.8%

Officials: Patrick Evans, Chris Raszczak, Ted Valentine  
Technical fouls: Kentucky-TEAM, #9/10 North Carolina-None  
Attendance: 15124  
2018-19 Men's Basketball, Round 6, Kentucky vs North Carolina, Played at .

Score by periods	1st		2nd		Total
	Kentucky	NC	Kentucky	NC	
	40	40	40	40	80
	40	40	40	40	80

Last FG: UK 2nd-02:53, UNC 2nd-00:46.  
Largest lead - UK by 12 2nd-19:26, UNC by 3 1st-13:44.  
UK led for 35:13, UNC led for 02:53. Game was tied for 01:34.  
Score tied - 4 times.  
Lead changed - 4 times.

## GAME 14

TEXAS A&M at KENTUCKY

## GAME 12

#16/15 KENTUCKY 71, LOUISVILLE 58



Official Basketball Box Score - Game Totals - Final Statistics  
Kentucky vs Louisville  
12/29/18 2 p.m. at KFC Yum Center | Louisville, Ky.



##	Player	Total		3-Ptr		Rebounds		PF	TP	A	TO	Blk	Stl	Min		
		Fg	Fga	Fg	Fga	Off	Def								Total	
22	Travis, Reid	4	8	0	1	2	1	3	4	3	9	0	0	2	0	30
25	Washington, PJ	2	3	0	0	1	2	6	8	3	5	3	1	4	1	33
02	Hagans, Ashton	5	11	0	1	2	0	2	3	11	3	1	0	3	24	
03	Johnson, Keldon	5	13	1	5	4	1	6	7	2	15	2	2	0	1	34
14	Herrro, Tyler	10	13	4	6	0	0	1	4	5	2	4	1	2	1	36
04	Richardson, Nick	0	0	0	0	0	2	1	3	1	0	0	0	1	7	
05	Quickley, Immanuel	1	3	0	0	0	0	1	1	3	2	2	2	0	2	18
13	Baker, Jemari	1	4	1	4	0	0	1	0	1	1	3	0	1	0	8
23	Montgomery, EJ	1	2	0	1	0	1	0	2	2	3	2	0	0	10	
Team		0	0	0	0	0	0	0	0	0	0	0	0	0	0	
Totals		29	57	6	20	7	11	10	24	34	21	71	11	9	8	200

FG % 1st Half: 15-27 55.6% 2nd half: 14-30 46.7% Game: 29-57 50.9% Deadeball  
3FG % 1st Half: 4-10 40.0% 2nd half: 2-10 20.0% Game: 6-20 30.0% Rebounds  
FT % 1st Half: 1-2 50.0% 2nd half: 6-9 66.7% Game: 7-11 63.6%

### Louisville 58 • 9-4

##
----



The Automated ScoreBook  
 Kentucky Combined Team Statistics (as of Dec 29, 2018)  
 All games



RECORD:	OVERALL	HOME	AWAY	NEUTRAL
ALL GAMES	10-2	8-0	1-0	1-2
CONFERENCE	0-0	0-0	0-0	0-0
NON-CONFERENCE	10-2	8-0	1-0	1-2

#	Player	gp-gs	min	avg	Total		3-Point		F-Throw		Rebounds				pf	dq	a	to	blk	stl	pts	avg
					fg-fga	fg%	3fg-fga	3fg%	ft-fga	ft%	off	def	tot	avg								
03	Johnson, Keldon	12-12	377	31.4	64-121	.529	19-44	.432	50-70	.714	14	52	66	5.5	28	1	18	22	1	10	197	16.4
22	Travis, Reid	12-9	336	28.0	56-100	.560	5-13	.385	58-81	.716	29	46	75	6.3	27	1	14	18	10	4	175	14.6
14	Herro, Tyler	12-12	339	28.3	61-133	.459	21-64	.328	17-21	.810	5	43	48	4.0	17	0	27	18	7	17	160	13.3
25	Washington, PJ	12-12	317	26.4	53-101	.525	9-20	.450	36-52	.692	31	70	101	8.4	27	2	28	24	16	9	151	12.6
00	Green, Quade	9-0	160	17.8	22-49	.449	11-26	.423	17-19	.895	3	9	12	1.3	7	0	21	21	0	9	72	8.0
05	Quickley, Immanuel	12-7	280	23.3	21-51	.412	8-27	.296	30-35	.857	1	22	23	1.9	17	0	22	16	1	7	80	6.7
23	Montgomery, EJ	12-1	194	16.2	26-53	.491	0-3	.000	9-14	.643	23	27	50	4.2	25	0	6	13	14	2	61	5.1
02	Hagans, Ashton	12-5	254	21.2	20-51	.392	1-8	.125	12-16	.750	6	11	17	1.4	23	0	37	24	4	21	53	4.4
04	Richards, Nick	12-2	137	11.4	16-26	.615	0-0	.000	7-9	.778	19	26	45	3.8	25	1	1	11	16	0	39	3.3
13	Baker, Jemarl	4-0	26	6.5	3-9	.333	3-9	.333	0-0	.000	1	1	2	0.5	2	0	1	2	1	0	9	2.3
10	David, Jonny	3-0	5	1.7	0-0	.000	0-0	.000	0-0	.000	1	0	1	0.3	0	0	0	0	0	0	0	0.0
Team											20	12	32				1					
Total.....		12	2425		342-694	.493	77-214	.360	236-317	.744	153	319	472	39.3	198	5	175	170	70	79	997	83.1
Opponents.....		12	2425		302-714	.423	101-266	.380	128-186	.688	109	222	331	27.6	254	-	147	179	29	70	833	69.4

TEAM STATISTICS	UK	OPP	Date	Opponent	Score	Att.
SCORING	997	833	1	11/6/18	vs #4/3 Duke	L 84-118 18907
Points per game	83.1	69.4		11/9/18	SOUTHERN ILLINOIS	w 71-59 20277
Scoring margin	+13.7	-	2	11/14/18	NORTH DAKOTA	w 96-58 18555
FIELD GOALS-ATT	342-694	302-714	2	11/18/18	VMI	w 92-82 20207
Field goal pct	.493	.423	2	11/21/18	WINTHROP	w 87-74 20070
3 POINT FG-ATT	77-214	101-266	2	11/23/18	TENNESSEE STATE	w 77-62 20224
3-point FG pct	.360	.380		11/28/18	MONMOUTH	w 90-44 18680
3-pt FG made per game	6.4	8.4		12/1/18	UNCG	w 78-61 21853
FREE THROWS-ATT	236-317	128-186	3	12/8/18	vs Seton Hall	Lot 83-84 10244
Free throw pct	.744	.688		12/15/18	UTAH	w 88-61 21922
F-Throws made per game	19.7	10.7	4	12/22/18	vs #9/10 North Carolina	w 80-72 15124
REBOUNDS	472	331		12/29/18	at Louisville	w 71-58 20882
Rebounds per game	39.3	27.6				
Rebounding margin	+11.8	-				
ASSISTS	175	147				
Assists per game	14.6	12.3				
TURNOVERS	170	179				
Turnovers per game	14.2	14.9				
Turnover margin	+0.8	-				
Assist/turnover ratio	1.0	0.8				
STEALS	79	70				
Steals per game	6.6	5.8				
BLOCKS	70	29				
Blocks per game	5.8	2.4				
ATTENDANCE	161788	65157				
Home games-Avg/Game	8-20224	1-20882				
Neutral site-Avg/Game	-	3-14758				

\* - Conference game

Score by Periods	1st	2nd	OT	Totals
Kentucky	481	503	13	997
Opponents	382	437	14	833



The Automated ScoreBook  
 Kentucky Category Leaders (as of Dec 29, 2018)  
 All games



Points	G	Pts	Pts/G	Scoring Average	G	Pts	Avg/G
Johnson, Keldon	12	197	16.4	Johnson, Keldon	12	197	16.4
Travis, Reid	12	175	14.6	Travis, Reid	12	175	14.6
Herro, Tyler	12	160	13.3	Herro, Tyler	12	160	13.3
Washington, PJ	12	151	12.6	Washington, PJ	12	151	12.6
Quickley, Immanuel	12	80	6.7	Green, Quade	9	72	8.0
Green, Quade	9	72	8.0	Quickley, Immanuel	12	80	6.7
Montgomery, EJ	12	61	5.1	Montgomery, EJ	12	61	5.1
Hagans, Ashton	12	53	4.4	Hagans, Ashton	12	53	4.4
Richards, Nick	12	39	3.3	Richards, Nick	12	39	3.3
Baker, Jemarl	4	9	2.3	Baker, Jemarl	4	9	2.3
				David, Jonny	3	0	0.0

FG Percentage	FG	Att	Pct	Field Goal Attempts	G	Att	Att/G
Richards, Nick	16	26	.615	Herro, Tyler	12	133	11.1
Travis, Reid	56	100	.560	Johnson, Keldon	12	121	10.1
Johnson, Keldon	64	121	.529	Washington, PJ	12	101	8.4
Washington, PJ	53	101	.525	Travis, Reid	12	100	8.3
Montgomery, EJ	26	53	.491	Montgomery, EJ	12	53	4.4
Herro, Tyler	61	133	.459				
Green, Quade	22	49	.449	Field Goals Made	G	Made	Made/G
Quickley, Immanuel	21	51	.412	Johnson, Keldon	12	64	5.3
Hagans, Ashton	20	51	.392	Herro, Tyler	12	61	5.1
Baker, Jemarl	3	9	.333	Travis, Reid	12	56	4.7
				Washington, PJ	12	53	4.4
				Montgomery, EJ	12	26	2.2

3-Point Percentage	3FG	Att	Pct	3-Point FG Attempts	G	Att	Att/G
Washington, PJ	9	20	.450	Herro, Tyler	12	64	5.3
Johnson, Keldon	19	44	.432	Johnson, Keldon	12	44	3.7
Green, Quade	11	26	.423	Quickley, Immanuel	12	27	2.3
Travis, Reid	5	13	.385	Green, Quade	9	26	2.9
Baker, Jemarl	3	9	.333	Washington, PJ	12	20	1.7
Herro, Tyler	21	64	.328				
Quickley, Immanuel	8	27	.296	3-Point FG Made	G	Made	Made/G
Hagans, Ashton	1	8	.125	Herro, Tyler	12	21	1.8
Montgomery, EJ	0	3	.000	Johnson, Keldon	12	19	1.6
				Green, Quade	9	11	1.2
				Washington, PJ	12	9	0.8
				Quickley, Immanuel	12	8	0.7

Free Throw Percent	FG	Att	Pct	Free Throw Attempts	G	Att	Att/G
Green, Quade	17	19	.895	Travis, Reid	12	81	6.8
Quickley, Immanuel	30	35	.857	Johnson, Keldon	12	70	5.8
Herro, Tyler	17	21	.810	Washington, PJ	12	52	4.3
Richards, Nick	7	9	.778	Quickley, Immanuel	12	35	2.9
Hagans, Ashton	12	16	.750	Herro, Tyler	12	21	1.8
Travis, Reid	58	81	.716				
Johnson, Keldon	50	70	.714	Free Throws Made	G	Made	Made/G
Washington, PJ	36	52	.692	Travis, Reid	12	58	4.8
Montgomery, EJ	9	14	.643	Johnson, Keldon	12	50	4.2
				Washington, PJ	12	36	3.0
				Quickley, Immanuel	12	30	2.5
				Herro, Tyler	12	17	1.4
				Green, Quade	9	17	1.9





The Automated ScoreBook  
 Kentucky Category Leaders (as of Dec 29, 2018)  
 All games



Rebounds	G	Reb	Reb/G	Assists	G	No.	Ast/G
Washington, PJ	12	101	8.4	Hagans, Ashton	12	37	3.1
Travis, Reid	12	75	6.3	Washington, PJ	12	28	2.3
Johnson, Keldon	12	66	5.5	Herro, Tyler	12	27	2.3
Montgomery, EJ	12	50	4.2	Quickley, Immanuel	12	22	1.8
Herro, Tyler	12	48	4.0	Green, Quade	9	21	2.3

Rebound Average	G	Reb	Avg/G	Steals	G	No.	Stl/G
Washington, PJ	12	101	8.4	Hagans, Ashton	12	21	1.8
Travis, Reid	12	75	6.3	Herro, Tyler	12	17	1.4
Johnson, Keldon	12	66	5.5	Johnson, Keldon	12	10	0.8
Montgomery, EJ	12	50	4.2	Green, Quade	9	9	1.0
Herro, Tyler	12	48	4.0	Washington, PJ	12	9	0.8

Offensive Rebounds	G	No.	Avg/G	Blocked Shots	G	No.	Blk/G
Washington, PJ	12	31	2.6	Richards, Nick	12	16	1.3
Travis, Reid	12	29	2.4	Washington, PJ	12	16	1.3
Montgomery, EJ	12	23	1.9	Montgomery, EJ	12	14	1.2
Richards, Nick	12	19	1.6	Travis, Reid	12	10	0.8
Johnson, Keldon	12	14	1.2	Herro, Tyler	12	7	0.6

Defensive Rebounds	G	No.	Avg/G	Minutes	G	No.	Min/G
Washington, PJ	12	70	5.8	Johnson, Keldon	12	377	31.4
Johnson, Keldon	12	52	4.3	Herro, Tyler	12	339	28.3
Travis, Reid	12	46	3.8	Travis, Reid	12	336	28.0
Herro, Tyler	12	43	3.6	Washington, PJ	12	317	26.4
Montgomery, EJ	12	27	2.3	Quickley, Immanuel	12	280	23.3

Fouls	G	No.	Per/G	Turnovers	G	No.	TO/G
Johnson, Keldon	12	28	2.3	Washington, PJ	12	24	2.0
Washington, PJ	12	27	2.3	Hagans, Ashton	12	24	2.0
Travis, Reid	12	27	2.3	Johnson, Keldon	12	22	1.8
Richards, Nick	12	25	2.1	Green, Quade	9	21	2.3
Montgomery, EJ	12	25	2.1	Herro, Tyler	12	18	1.5
				Travis, Reid	12	18	1.5

Foulsouts	G	No.
Washington, PJ	12	2
Johnson, Keldon	12	1
Travis, Reid	12	1
Richards, Nick	12	1



The Automated ScoreBook  
 Kentucky Overall/Conference Statistics (as of Dec 29, 2018)  
 All games



SUMMARY	Overall Statistics										Conference Statistics										
	gp-gs	min/g	fg%	3fg%	ft%	r/g	a/g	stl	blk	pts/g	gp-gs	min/g	fg%	3fg%	ft%	r/g	a/g	stl	blk	pts/g	
Johnson, Keldon	12-12	31.4	.529	.432	.714	5.5	1.5	10	1	16.4											
Travis, Reid	12-9	28.0	.560	.385	.716	6.3	1.2	4	10	14.6											
Herro, Tyler	12-12	28.3	.459	.328	.810	4.0	2.3	17	7	13.3											
Washington, PJ	12-12	26.4	.525	.450	.692	8.4	2.3	9	16	12.6											
Green, Quade	9-0	17.8	.449	.423	.895	1.3	2.3	9	0	8.0											
Quickley, Immanuel	12-7	23.3	.412	.296	.857	1.9	1.8	7	1	6.7											
Montgomery, EJ	12-1	16.2	.491	.000	.643	4.2	0.5	2	14	5.1											
Hagans, Ashton	12-5	21.2	.392	.125	.750	1.4	3.1	21	4	4.4											
Richards, Nick	12-2	11.4	.615	.000	.778	3.8	0.1	0	16	3.3											
Baker, Jemarl	4-0	6.5	.333	.333	.000	0.5	0.3	0	1	2.3											
David, Jonny	3-0	1.7	.000	.000	.000	0.3	0.0	0	0	0.0											
Totals	12		.493	.360	.744	39.3	14.6	79	70	83.1	0		.000	.000	.000	0.0	0.0	0	0	0.0	0.0
Opponent	12		.423	.380	.688	27.6	12.3	70	29	69.4	0		.000	.000	.000	0.0	0.0	0	0	0.0	0.0

SCORING	Overall Statistics									Conference Statistics								
	fg-fga	fg%	3fg-fga	3fg%	ft-fta	ft%	pts	pts/g		fg-fga	fg%	3fg-fga	3fg%	ft-fta	ft%	pts	pts/g	
Johnson, Keldon	64-121	.529	19-44	.432	50-70	.714	197	16.4										
Travis, Reid	56-100	.560	5-13	.385	58-81	.716	175	14.6										
Herro, Tyler	61-133	.459	21-64	.328	17-21	.810	160	13.3										
Washington, PJ	53-101	.525	9-20	.450	36-52	.692	151	12.6										
Green, Quade	22-49	.449	11-26	.423	17-19	.895	72	8.0										
Quickley, Immanuel	21-51	.412	8-27	.296	30-35	.857	80	6.7										
Montgomery, EJ	26-53	.491	0-3	.000	9-14	.643	61	5.1										
Hagans, Ashton	20-51	.392	1-8	.125	12-16	.750	53	4.4										
Richards, Nick	16-26	.615	0-0	.000	7-9	.778	39	3.3										
Baker, Jemarl	3-9	.333	3-9	.333	0-0	.000	9	2.3										
David, Jonny	0-0	.000	0-0	.000	0-0	.000	0	0.0										
Totals	342-694	.493	77-214	.360	236-317	.744	997	83.1	0-0	.000	0-0	.000	0-0	.000	0	0.0	0	0.0
Opponent	302-714	.423	101-266	.380	128-186	.688	833	69.4	0-0	.000	0-0	.000	0-0	.000	0	0.0	0	0.0

TOTALS	Overall Statistics										Conference Statistics									
	o-reb	d-reb	total	pf	fo	a	to	a/to	hi	pts	o-reb	d-reb	total	pf	fo	a	to	a/to	hi	pts
Johnson, Keldon	14	52	66	28	1	18	22	0.8	27											
Travis, Reid	29	46	75	27	1	14	18	0.8	22											
Herro, Tyler	5	43	48	17	0	27	18	1.5	24											
Washington, PJ	31	70	101	27	2	28	24	1.2	29											
Green, Quade	3	9	12	7	0	21	21	1.0	17											
Quickley, Immanuel	1	22	23	17	0	22	16	1.4	15											
Montgomery, EJ	23	27	50	25	0	6	13	0.5	10											
Hagans, Ashton	6	11	17	23	0	37	24	1.5	11											
Richards, Nick	19	26	45	25	1	1	11	0.1	10											
Baker, Jemarl	1	1	2	2	0	1	2	0.5	6											
David, Jonny	1	0	1	0	0	0	0	0.0	0											
Totals	153	319	472	198	5	175	170	1.0	96	0	0	0	0	0	0	0	0	0.0	0.0	
Opponent	109	222	331	254	-	147	179	0.8	118	0	0	0	0	-	0	0	0	0.0	0.0	



The Automated ScoreBook  
 Kentucky Opponent Game-by-Game (as of Dec 29, 2018)  
 All games



OPPONENT STATISTICS

Opponent	Date	Score		Total		3-Pointers		Free throws		Rebounds				pf	a	t/o	blk	stl	pts	avg
				fg-fga	pct	3fg-fga	pct	ft-fa	pct	off	def	tot	avg							
vs #4/3 Duke	11/6/18	84-118	L	43-79	.544	12-26	.462	20-29	.690	13	25	38	38.0	26	22	4	3	10	118	118.0
SOUTHERN ILLINOIS	11/9/18	71-59	W	23-56	.411	5-16	.313	8-12	.667	7	12	19	28.5	24	13	13	2	7	59	88.5
NORTH DAKOTA	11/14/18	96-58	W	19-48	.396	7-19	.368	13-18	.722	5	10	15	24.0	19	8	20	5	5	58	78.3
VMI	11/18/18	92-82	W	29-62	.468	19-38	.500	5-5	1.000	6	16	22	23.5	26	14	13	1	2	82	79.2
WINTHROP	11/21/18	87-74	W	28-59	.475	13-28	.464	5-8	.625	2	20	22	23.2	21	16	19	0	4	74	78.2
TENNESSEE STATE	11/23/18	77-62	W	22-54	.407	6-16	.375	12-19	.632	10	18	28	24.0	29	11	19	1	5	62	75.5
MONMOUTH	11/28/18	90-44	W	16-58	.276	2-16	.125	10-16	.625	13	12	25	24.1	21	4	16	2	6	44	71.0
UNCG	12/1/18	78-61	W	24-67	.358	7-20	.350	6-10	.600	12	18	30	24.9	17	7	11	3	8	61	69.8
vs Seton Hall	12/8/18	83-84	Lot	27-59	.458	11-26	.423	19-26	.731	10	25	35	26.0	25	15	16	5	8	84	71.3
UTAH	12/15/18	88-61	W	24-54	.444	7-23	.304	6-8	.750	13	18	31	26.5	15	12	18	2	2	61	70.3
vs #9/10 North Carolina	12/22/18	80-72	W	27-63	.429	7-18	.389	11-16	.688	5	28	33	27.1	19	18	18	3	8	72	70.5
at Louisville	12/29/18	71-58	W	20-55	.364	5-20	.250	13-19	.684	13	20	33	27.6	12	7	12	2	5	58	69.4
Opponents		833		302-714	.423	101-266	.380	128-186	.688	109	222	331	27.6	254	147	179	29	70	833	69.4
Kentucky		997		342-694	.493	77-214	.360	236-317	.744	153	319	472	39.3	198	175	170	70	79	997	83.1

Games played: 12  
 Points/game: 69.4  
 FG Pct: 42.3  
 3FG Pct: 38.0  
 FT Pct: 68.8

Rebounds/game: 27.6  
 Assists/game: 12.3  
 Turnovers/game: 14.9  
 Assist/turnover ratio: 0.8  
 Steals/game: 5.8  
 Blocks/game: 2.4





The Automated ScoreBook  
 Kentucky Team High/Low Analysis (as of Dec 29, 2018)  
 All games



Kentucky - TEAM GAME HIGHS

POINTS	96	NORTH DAKOTA (11/14/18)
	92	VMI (11/18/18)
	90	MONMOUTH (11/28/18)
	88	UTAH (12/15/18)
	87	WINTHROP (11/21/18)
FIELD GOALS MADE	34	UTAH (12/15/18)
	33	NORTH DAKOTA (11/14/18)
FIELD GOAL ATTEMPTS	65	vs #9/10 North Carolina (12/22/18)
	62	vs Seton Hall (12/8/18)
	62	NORTH DAKOTA (11/14/18)
FIELD GOAL PERCENTAGE	.586 (34-58)	UTAH (12/15/18)
	.566 (30-53)	MONMOUTH (11/28/18)
3 PT FIELD GOALS MADE	12	UTAH (12/15/18)
	10	MONMOUTH (11/28/18)
3 PT FG ATTEMPTS	26	vs #9/10 North Carolina (12/22/18)
	24	MONMOUTH (11/28/18)
	24	MONMOUTH (11/28/18)
3 PT FG PERCENTAGE	.571 (12-21)	UTAH (12/15/18)
	.462 (6-13)	NORTH DAKOTA (11/14/18)
	.462 (6-13)	NORTH DAKOTA (11/14/18)
FREE THROWS MADE	29	VMI (11/18/18)
	28	vs #4/3 Duke (11/6/18)
FREE THROW ATTEMPTS	41	TENNESSEE STATE (11/23/18)
	38	vs #4/3 Duke (11/6/18)
	38	vs #4/3 Duke (11/6/18)
FREE THROW PERCENTAGE	.870 (20-23)	MONMOUTH (11/28/18)
	.829 (29-35)	VMI (11/18/18)
REBOUNDS	48	SOUTHERN ILLINOIS (11/9/18)
	46	UNCG (12/1/18)
ASSISTS	24	vs #9/10 North Carolina (12/22/18)
	20	WINTHROP (11/21/18)
STEALS	12	vs #9/10 North Carolina (12/22/18)
	12	NORTH DAKOTA (11/14/18)
BLOCKED SHOTS	8	at Louisville (12/29/18)
	8	vs #9/10 North Carolina (12/22/18)
TURNOVERS	19	WINTHROP (11/21/18)
	19	SOUTHERN ILLINOIS (11/9/18)
	19	SOUTHERN ILLINOIS (11/9/18)
FOULS	25	vs #4/3 Duke (11/6/18)
	21	at Louisville (12/29/18)
	21	vs Seton Hall (12/8/18)



The Automated ScoreBook  
Kentucky High/Low Analysis (as of Dec 29, 2018)  
All games



Opponent - GAME HIGHS

POINTS	118		vs #4/3 Duke (11/6/18)
	84		vs Seton Hall (12/8/18)
	82		VMI (11/18/18)
	74		WINTHROP (11/21/18)
	72		vs #9/10 North Carolina (12/22/18)
FIELD GOALS MADE	43		vs #4/3 Duke (11/6/18)
	29		VMI (11/18/18)
FIELD GOAL ATTEMPTS	79		vs #4/3 Duke (11/6/18)
	67		UNCG (12/1/18)
FIELD GOAL PERCENTAGE	.544	(43-79)	vs #4/3 Duke (11/6/18)
	.475	(28-59)	WINTHROP (11/21/18)
3 PT FIELD GOALS MADE	19		VMI (11/18/18)
	13		WINTHROP (11/21/18)
3 PT FG ATTEMPTS	38		VMI (11/18/18)
	28		WINTHROP (11/21/18)
3 PT FG PERCENTAGE	.500	(19-38)	VMI (11/18/18)
	.464	(13-28)	WINTHROP (11/21/18)
FREE THROWS MADE	20		vs #4/3 Duke (11/6/18)
	19		vs Seton Hall (12/8/18)
FREE THROW ATTEMPTS	29		vs #4/3 Duke (11/6/18)
	26		vs Seton Hall (12/8/18)
FREE THROW PERCENTAGE	1.000	(5-5)	VMI (11/18/18)
	.750	(6-8)	UTAH (12/15/18)
REBOUNDS	38		vs #4/3 Duke (11/6/18)
	35		vs Seton Hall (12/8/18)
ASSISTS	22		vs #4/3 Duke (11/6/18)
	18		vs #9/10 North Carolina (12/22/18)
STEALS	10		vs #4/3 Duke (11/6/18)
	8		vs #9/10 North Carolina (12/22/18)
	8		vs Seton Hall (12/8/18)
	8		UNCG (12/1/18)
BLOCKED SHOTS	5		vs Seton Hall (12/8/18)
	5		NORTH DAKOTA (11/14/18)
TURNOVERS	20		NORTH DAKOTA (11/14/18)
	19		TENNESSEE STATE (11/23/18)
	19		WINTHROP (11/21/18)
FOULS	29		TENNESSEE STATE (11/23/18)
	26		VMI (11/18/18)
	26		vs #4/3 Duke (11/6/18)



The Automated ScoreBook  
 Kentucky High/Low Analysis (as of Dec 29, 2018)  
 All games



Kentucky - GAME LOWS

POINTS	71		SOUTHERN ILLINOIS (11/9/18)
	71		at Louisville (12/29/18)
	77		TENNESSEE STATE (11/23/18)
	78		UNCG (12/1/18)
	80		vs #9/10 North Carolina (12/22/18)
FIELD GOALS MADE	23		TENNESSEE STATE (11/23/18)
	24		SOUTHERN ILLINOIS (11/9/18)
FIELD GOAL ATTEMPTS	52		TENNESSEE STATE (11/23/18)
	53		MONMOUTH (11/28/18)
FIELD GOAL PERCENTAGE	.431	(28-65)	vs #9/10 North Carolina (12/22/18)
	.435	(27-62)	vs Seton Hall (12/8/18)
3 PT FIELD GOALS MADE	4		vs #4/3 Duke (11/6/18)
	4		SOUTHERN ILLINOIS (11/9/18)
	4		TENNESSEE STATE (11/23/18)
3 PT FG ATTEMPTS	12		UNCG (12/1/18)
	13		NORTH DAKOTA (11/14/18)
3 PT FG PERCENTAGE	.235	(4-17)	vs #4/3 Duke (11/6/18)
	.250	(5-20)	vs Seton Hall (12/8/18)
FREE THROWS MADE	7		at Louisville (12/29/18)
	8		UTAH (12/15/18)
FREE THROW ATTEMPTS	11		at Louisville (12/29/18)
	12		UTAH (12/15/18)
FREE THROW PERCENTAGE	.636	(7-11)	at Louisville (12/29/18)
	.659	(27-41)	TENNESSEE STATE (11/23/18)
REBOUNDS	23		UTAH (12/15/18)
	34		at Louisville (12/29/18)
ASSISTS	8		TENNESSEE STATE (11/23/18)
	11		SOUTHERN ILLINOIS (11/9/18)
	11		at Louisville (12/29/18)
STEALS	1		vs #4/3 Duke (11/6/18)
	3		vs Seton Hall (12/8/18)
BLOCKED SHOTS	4		UNCG (12/1/18)
	5		vs #4/3 Duke (11/6/18)
	5		NORTH DAKOTA (11/14/18)
	5		TENNESSEE STATE (11/23/18)
	5		MONMOUTH (11/28/18)
	5		UTAH (12/15/18)
TURNOVERS	6		UTAH (12/15/18)
	9		at Louisville (12/29/18)
FOULS	10		UTAH (12/15/18)
	12		VMI (11/18/18)





The Automated ScoreBook  
 Kentucky High/Low Analysis (as of Dec 29, 2018)  
 All games



Opponent - GAME LOWS

POINTS	44		MONMOUTH (11/28/18)
	58		NORTH DAKOTA (11/14/18)
	58		at Louisville (12/29/18)
	59		SOUTHERN ILLINOIS (11/9/18)
	61		UNCG (12/1/18)
	61		UTAH (12/15/18)
FIELD GOALS MADE	16		MONMOUTH (11/28/18)
	19		NORTH DAKOTA (11/14/18)
FIELD GOAL ATTEMPTS	48		NORTH DAKOTA (11/14/18)
	54		TENNESSEE STATE (11/23/18)
	54		UTAH (12/15/18)
FIELD GOAL PERCENTAGE	.276	(16-58)	MONMOUTH (11/28/18)
	.358	(24-67)	UNCG (12/1/18)
3 PT FIELD GOALS MADE	2		MONMOUTH (11/28/18)
	5		SOUTHERN ILLINOIS (11/9/18)
	5		at Louisville (12/29/18)
3 PT FG ATTEMPTS	16		SOUTHERN ILLINOIS (11/9/18)
	16		TENNESSEE STATE (11/23/18)
	16		MONMOUTH (11/28/18)
3 PT FG PERCENTAGE	.125	(2-16)	MONMOUTH (11/28/18)
	.250	(5-20)	at Louisville (12/29/18)
FREE THROWS MADE	5		VMI (11/18/18)
	5		WINTHROP (11/21/18)
FREE THROW ATTEMPTS	5		VMI (11/18/18)
	8		WINTHROP (11/21/18)
	8		UTAH (12/15/18)
FREE THROW PERCENTAGE	.600	(6-10)	UNCG (12/1/18)
	.625	(5-8)	WINTHROP (11/21/18)
	.625	(10-16)	MONMOUTH (11/28/18)
REBOUNDS	15		NORTH DAKOTA (11/14/18)
	19		SOUTHERN ILLINOIS (11/9/18)
ASSISTS	4		MONMOUTH (11/28/18)
	7		UNCG (12/1/18)
	7		at Louisville (12/29/18)
STEALS	2		VMI (11/18/18)
	2		UTAH (12/15/18)
BLOCKED SHOTS	0		WINTHROP (11/21/18)
	1		VMI (11/18/18)
	1		TENNESSEE STATE (11/23/18)
TURNOVERS	4		vs #4/3 Duke (11/6/18)
	11		UNCG (12/1/18)
FOULS	12		at Louisville (12/29/18)
	15		UTAH (12/15/18)



The Automated ScoreBook  
 Kentucky Player High/Low Analysis (as of Dec 29, 2018)  
 All games



Kentucky - INDIVIDUAL GAME HIGHS

Points	29		Washington, PJ vs Seton Hall (12/8/18)
	27		Johnson, Keldon vs Tennessee State (11/23/18)
	25		Washington, PJ vs North Dakota (11/14/18)
	24		Herro, Tyler at Louisville (12/29/18)
	24		Johnson, Keldon vs Utah (12/15/18)
Field Goals Made	10		Herro, Tyler at Louisville (12/29/18)
	9		Washington, PJ vs North Dakota (11/14/18)
Field Goal Att.	17		Herro, Tyler vs #9/10 North Carolina (12/22/18)
	16		Travis, Reid vs UNCG (12/1/18)
	16		Johnson, Keldon vs #4/3 Duke (11/6/18)
FG Pct (min 5 made)	.889	(8-9)	Johnson, Keldon vs Utah (12/15/18)
	.769	(10-13)	Herro, Tyler at Louisville (12/29/18)
3-Point FG Made	6		Johnson, Keldon vs Utah (12/15/18)
	4		Herro, Tyler at Louisville (12/29/18)
	4		Johnson, Keldon vs #9/10 North Carolina (12/22/18)
	4		Green, Quade vs Monmouth (11/28/18)
	4		Washington, PJ vs North Dakota (11/14/18)
3-Point FG Att.	8		Herro, Tyler vs #9/10 North Carolina (12/22/18)
	8		Herro, Tyler vs Winthrop (11/21/18)
3-Pt FG Pct (min 2 made)	1.000	(2-2)	Baker, Jemarl vs Utah (12/15/18)
	.857	(6-7)	Johnson, Keldon vs Utah (12/15/18)
Free Throws Made	13		Johnson, Keldon vs Tennessee State (11/23/18)
	12		Washington, PJ vs Seton Hall (12/8/18)
Free Throw Att.	18		Johnson, Keldon vs Tennessee State (11/23/18)
	13		Washington, PJ vs Seton Hall (12/8/18)
	13		Travis, Reid vs #4/3 Duke (11/6/18)
FT Pct (min 3 made)	1.000	(6-6)	Quickley, Immanuel vs VMI (11/18/18)
	1.000	(6-6)	Quickley, Immanuel vs #4/3 Duke (11/6/18)
	1.000	(5-5)	Herro, Tyler vs #4/3 Duke (11/6/18)
	1.000	(4-4)	Johnson, Keldon at Louisville (12/29/18)
	1.000	(4-4)	Green, Quade vs Winthrop (11/21/18)
	1.000	(4-4)	Green, Quade vs VMI (11/18/18)
	1.000	(3-3)	Hagans, Ashton vs UNCG (12/1/18)
1.000	(3-3)	Herro, Tyler vs North Dakota (11/14/18)	
Rebounds	19		Richards, Nick vs Southern Illinois (11/9/18)
	18		Washington, PJ vs VMI (11/18/18)
Assists	8		Washington, PJ vs #9/10 North Carolina (12/22/18)
	7		Hagans, Ashton vs Utah (12/15/18)
	7		Herro, Tyler vs Winthrop (11/21/18)
Steals	8		Hagans, Ashton vs #9/10 North Carolina (12/22/18)
	5		Herro, Tyler vs Monmouth (11/28/18)
	5		Herro, Tyler vs North Dakota (11/14/18)
Blocked Shots	4		Washington, PJ at Louisville (12/29/18)
	4		Washington, PJ vs Seton Hall (12/8/18)
Turnovers	5		Hagans, Ashton vs #9/10 North Carolina (12/22/18)
	5		Washington, PJ vs Southern Illinois (11/9/18)
Fouls	5		Johnson, Keldon vs #9/10 North Carolina (12/22/18)
	5		Travis, Reid vs Seton Hall (12/8/18)
	5		Washington, PJ vs Monmouth (11/28/18)
	5		Richards, Nick vs North Dakota (11/14/18)
	5		Washington, PJ vs #4/3 Duke (11/6/18)
Minutes	43		Johnson, Keldon vs Seton Hall (12/8/18)
	38		Travis, Reid vs #9/10 North Carolina (12/22/18)

37	Travis, Reid vs UNCG (12/1/18)
36	Herro, Tyler at Louisville (12/29/18)
36	Herro, Tyler vs #9/10 North Carolina (12/22/18)



The Automated ScoreBook  
 Kentucky Opponent High/Low Analysis (as of Dec 29, 2018)  
 All games



OPPONENT INDIVIDUAL GAME HIGHS

Points	35		Parham, Bubba vs VMI (11/18/18)
	33		R.J. Barrett vs #4/3 Duke (11/6/18)
	28		POWELL,MYLES vs Seton Hall (12/8/18)
	28		Zion Williamson vs #4/3 Duke (11/6/18)
	22		Gach, Both vs Utah (12/15/18)
	22		Alonso, Francis vs UNCG (12/1/18)
	22		Cam Reddish vs #4/3 Duke (11/6/18)
Field Goals Made	13		R.J. Barrett vs #4/3 Duke (11/6/18)
	11		Parham, Bubba vs VMI (11/18/18)
	11		Zion Williamson vs #4/3 Duke (11/6/18)
Field Goal Att.	26		R.J. Barrett vs #4/3 Duke (11/6/18)
	20		Parham, Bubba vs VMI (11/18/18)
FG Pct (min 5 made)	.846	(11-13)	Zion Williamson vs #4/3 Duke (11/6/18)
	.833	(5-6)	Johnson, Jayce vs Utah (12/15/18)
3-Point FG Made	10		Parham, Bubba vs VMI (11/18/18)
	6		POWELL,MYLES vs Seton Hall (12/8/18)
3-Point FG Att.	16		Parham, Bubba vs VMI (11/18/18)
	11		POWELL,MYLES vs Seton Hall (12/8/18)
3-Pt FG Pct (min 2 made)	1.000	(2-2)	Davis, Tripp vs Tennessee State (11/23/18)
	1.000	(2-2)	Zunic, Kyle vs Winthrop (11/21/18)
	1.000	(2-2)	Falden, Charles vs Winthrop (11/21/18)
Free Throws Made	7		Cam Reddish vs #4/3 Duke (11/6/18)
	6		CALE,MYLES vs Seton Hall (12/8/18)
	6		Quinn, Diago vs Monmouth (11/28/18)
Free Throw Att.	8		POWELL,MYLES vs Seton Hall (12/8/18)
	8		Quinn, Diago vs Monmouth (11/28/18)
	8		R.J. Barrett vs #4/3 Duke (11/6/18)
FT Pct (min 3 made)	1.000	(7-7)	Cam Reddish vs #4/3 Duke (11/6/18)
	1.000	(6-6)	CALE,MYLES vs Seton Hall (12/8/18)
	1.000	(4-4)	MCKNIGHT,QUINCY vs Seton Hall (12/8/18)
	1.000	(3-3)	Seventh Woods vs #9/10 North Carolina (12/22/18)
	1.000	(3-3)	Falden, Charles vs Winthrop (11/21/18)
	1.000	(3-3)	Parham, Bubba vs VMI (11/18/18)
Rebounds	11		Jack White vs #4/3 Duke (11/6/18)
	9		Steven Enoch at Louisville (12/29/18)
	9		McKnight, Kamar vs Tennessee State (11/23/18)
Assists	7		Tre Jones vs #4/3 Duke (11/6/18)
	6		R.J. Barrett vs #4/3 Duke (11/6/18)
Steals	4		MCKNIGHT,QUINCY vs Seton Hall (12/8/18)
	4		Cam Reddish vs #4/3 Duke (11/6/18)
Blocked Shots	3		NZEI,MICHAEL vs Seton Hall (12/8/18)
	2		Dickey, James vs UNCG (12/1/18)
Turnovers	7		Pickett, Adam vs Winthrop (11/21/18)
	6		MCKNIGHT,QUINCY vs Seton Hall (12/8/18)
Fouls	5		MAMUKELASHVILI,S vs Seton Hall (12/8/18)
	5		RHODEN,JARED vs Seton Hall (12/8/18)
	5		NZEI,MICHAEL vs Seton Hall (12/8/18)
	5		Dickey, James vs UNCG (12/1/18)
	5		Hamilton, Eric vs UNCG (12/1/18)
	5		Traore, Mustapha vs Monmouth (11/28/18)
	5		Ukaegbu, Jermaine vs Winthrop (11/21/18)
	5		Stephens, Jake vs VMI (11/18/18)
	5		Fletcher, Armon vs Southern Illinois (11/9/18)





The Automated ScoreBook  
 Kentucky Team Game-by-Game Comparison (as of Dec 29, 2018)  
 All games



Opponent	1st	2nd	Score	Mar	Total FG	FG Pct	3-Pointers	3FG Pct	Free Throws	FT Pct	Rebounds	Assist	T/Over	Block	Steal	Fouls
#4/3 Duke	42/59	42/59	84-118	(34)	26-59/43-79	.441/.544	4-17/12-26	.235/.462	28-38/20-29	.737/.690	37/38 (1)	17/22	15/4	5/3	1/10	25/26
SOUTHERN ILLINOIS	31/28	40/31	71-59	+12	24-54/23-56	.444/.411	4-14/5-16	.286/.313	19-27/8-12	.704/.667	48/19 +29	11/13	19/13	6/2	5/7	15/24
NORTH DAKOTA	46/25	50/33	96-58	+38	33-62/19-48	.532/.396	6-13/7-19	.462/.368	24-30/13-18	.800/.722	45/15 +30	15/8	13/20	5/5	12/5	15/19
VMI	48/34	44/48	92-82	+10	29-59/29-62	.492/.468	5-14/19-38	.357/.500	29-35/5-5	.829/1000	43/22 +21	15/14	11/13	6/1	6/2	12/26
WINTHROP	51/37	36/37	87-74	+13	31-55/28-59	.564/.475	7-18/13-28	.389/.464	18-24/5-8	.750/.625	37/22 +15	20/16	19/19	6/0	8/4	16/21
TENNESSEE STATE	35/27	42/35	77-62	+15	23-52/22-54	.442/.407	4-15/6-16	.267/.375	27-41/12-19	.659/.632	37/28 +9	8/11	14/19	5/1	4/5	14/29
MONMOUTH	44/22	46/22	90-44	+46	30-53/16-58	.566/.276	10-24/2-16	.417/.125	20-23/10-16	.870/.625	40/25 +15	15/4	14/16	5/2	8/6	16/21
UNCG	37/40	41/21	78-61	+17	28-58/24-67	.483/.358	5-12/7-20	.417/.350	17-24/6-10	.708/.600	46/30 +16	12/7	17/11	4/3	5/8	15/17
Seton Hall	31/25	39/45	83-84	(1)	27-62/27-59	.435/.458	5-20/11-26	.250/.423	24-30/19-26	.800/.731	38/35 +3	14/15	15/16	7/5	3/8	21/25
UTAH	41/27	47/34	88-61	+27	34-58/24-54	.586/.444	12-21/7-23	.571/.304	8-12/6-8	.667/.750	23/31 (8)	13/12	6/18	5/2	6/2	10/15
#9/10 North Carolina	40/31	40/41	80-72	+8	28-65/27-63	.431/.429	9-26/7-18	.346/.389	15-22/11-16	.682/.688	44/33 +11	24/18	18/18	8/3	12/8	18/19
Louisville	35/27	36/31	71-58	+13	29-57/20-55	.509/.364	6-20/5-20	.300/.250	7-11/13-19	.636/.684	34/33 +1	11/7	9/12	8/2	9/5	21/12

Note: Game totals are displayed in the format TEAM/OPPONENT for each category