



Vanderbilt (9-10, 0-6) vs. #7/6 Kentucky (16-3, 5-1)
Nashville, Tenn. - Memorial Gym - 8 p.m. CT

TV: ESPN

TV Talent: Karl Ravech (pxp), Jimmy Dykes (analyst), Kris Budden (sidelines)

Radio: Vanderbilt Radio Network from IMG College, vucommidores.com

Radio Talent: Joe Fisher (pxp), Tim Thompson (analyst)

Satellite Radio: Sirius 121, XM 190

Live Stats: vucommidores.com

Twitter Updates: @VandyMBB

Vanderbilt Athletic Communications

2601 Jess Neely Drive, Nashville, TN 37212

phone: 615-322-4121

www.vucommidores.com

VANDERBILT SCHEDULE/RESULTS

NOVEMBER

Date	VU	Opp	Opponent	Time/Result	TV/Rec.
Nov. 6	-	-	Winthrop	W, 92-79	1-0
Nov. 11	-	-	USC	W, 82-78	2-0
Nov. 16	RV	-	Alcorn State	W, 79-54	3-0
Nov. 19	RV	-	Liberty	W, 79-70	4-0
Nov. 23	RV	-	Kent State	L, 75-77	4-1
Nov. 27	-	-	Savannah St.	W, 120-85	5-1

DECEMBER

Date	VU	Opp	Opponent	Time	TV/Rec.
Dec. 1	-	-	N.C. State	L, 65-80	5-2
Dec. 5	-	-	Middle Tenn.	W, 79-51	6-2
Dec. 17	-	18/19	Arizona St.	W, 81-65	7-2
Dec. 22	-	-	Kansas St.	L, 58-69	7-3
Dec. 29	-	-	Tenn. St.	W, 95-76	8-3
Dec. 31	-	-	UNC Asheville	W, 90-59	9-3

JANUARY

Date	VU	Opp	Opponent	Time	TV/Rec.
Jan. 5	-	-	Ole Miss*	L, 71-81	9-4, 0-1
Jan. 9	-	-	Georgia*	L, 63-82	9-5, 0-2
Jan. 12	-	18/18	Kentucky*	L, 47-56	9-6, 0-3
Jan. 16	-	RV/-	S. Carolina*	L, 71-74	9-7, 0-4
Jan. 19	-	24/23	Miss. State*	L, 55-71	9-8, 0-5
Jan. 23	-	1/1	Tennessee*	L, 83-88 ot	9-9, 0-6
Jan. 26	-	RV/RV	Oklahoma&	L, 55-86	9-10
Jan. 29	-	7/6	Kentucky*	8 pm	ESPN

FEBRUARY

Date	VU	Opp	Opponent	Time	TV/Rec.
Feb. 2	-	-	Missouri*	7:30 pm	SECN
Feb. 5	-	-	Arkansas*	8 pm	SECN
Feb. 9	-	-	Alabama*	7:30 pm	SECN
Feb. 13	-	-	Florida*	8 pm	ESPN2/ESPN
Feb. 16	-	-	Auburn*	11 am	ESPN2/U
Feb. 19	-	-	Tennessee*	6 pm	ESPN2/U
Feb. 23	-	-	Alabama*	5 pm	ESPN2/U
Feb. 27	-	-	Florida*	8 pm	SECN



MARCH

Date	VU	Opp	Opponent	Time	TV/Rec.
Mar. 2	-	-	Texas A&M*	5 pm	SECN
Mar. 6	-	-	Arkansas*	7:30 pm	SECN
Mar. 9	-	-	LSU*	7:30 pm	SECN

ALL TIMES CENTRAL











RANKINGS: AP/ESPN *SEC GAME; #NIT Season Tip-Off, Nashville, Tenn.; %SEC/Big 12 Challenge; ^SEC Tournament, St. Louis, Mo.

GAME INFORMATION

 <p>2018-19 Record: 9-10, 0-6 Head Coach: Bryce Drew Career Record: 164-95 (7) VU Record: 40-46 (3)</p> <p>2018-19 LEADERS Points: Saben Lee (13.4) Rebounds: Simisola Shittu (7.3) Assists: Saben Lee (3.7) Blocks: Clevon Brown (1.2)</p>	<p>SERIES INFORMATION</p> <p>Series Record: UK leads, 145-47. Last Meeting: UK win, 56-47 on 1/12/19 in Lexington. Record at Vanderbilt: UK leads 54-27. Record at Kentucky: UK leads 86-15. Record at Neutral Site: Tied at 5. Coach Drew vs. Kentucky: Coach Drew is 0-5 against Kentucky.</p>	 <p>2018-19 Record: 16-3, 5-1 Head Coach: John Calipari Career Record: 736-207 (27) Kentucky Record: 291-67 (10)</p> <p>2018-19 LEADERS Points: Keldon Johnson (14.6) Rebounds: P.J. Washington (8.1) Assists: Ashton Hagans (4.1) Blocks: Nick Richards (1.5)</p>
--	--	---

QUICK HITTERS

- ★ Vanderbilt fell to 9-10 on the season after dropping an 86-55 decision to Oklahoma Saturday afternoon in Norman in the SEC/Big 12 Challenge. Sophomore guard Saben Lee tied his career high with 24 points for the Commodores.
- ★ Lee leads the Commodores in scoring with 13.4 points per game. In his last two contests against Tennessee and Oklahoma, Lee is averaging 22.5 points, six rebounds, and five assists
- ★ This will be the second meeting between the two schools this season. The Wildcats won 56-47 on January 12 in Lexington.
- ★ Vanderbilt, an inaugural member of the Southeastern Conference, is in their 86th season of SEC competition. Vanderbilt has won two SEC Tournament titles (1951, 2012) and three regular season titles in 1965, 1974, and 1993. This will be the 67th SEC season in Memorial Gym for the Commodores.
- ★ The Commodores enter the game as the 305th-most experienced team in the country according to KenPom.com. Vanderbilt's leading top three leading scorers are two freshmen, Aaron Nesmith and Simisola Shittu, and sophomore Saben Lee.
- ★ Nesmith leads the Commodors in SEC games only with 14.3 points per game. He also averages 5.3 rebounds per game against league opponents.
- ★ Shittu is the league's freshman leading rebounder.
- ★ Nine Commodores have scored in double figures in a game so far this season.
- ★ Vanderbilt freshman guard Darius Garland declared for the NBA Draft on Jan. 22.
- ★ Kentucky will be the fifth ranked opponent for the Commodores this season - Vanderbilt is 1-3 against ranked teams. The Commodores lost to Kentucky and Mississippi State and defeated Arizona State on Dec. 17 at Memorial Gym. The win snapped an eight-game losing streak to ranked opponents, dating back to a 72-62 overtime win over 17th-ranked Florida at the 2017 SEC Tournament (3/10/17) at Bridgestone Arena. The Sun Devils went on to defeat Kansas later in the month.
- ★ Vanderbilt's average height is 78.5 inches (6 feet, 5 inches) and ranks 17th nationally according to KenPom.
- ★ The Commodores have marched to the charity-stripe 468 times this season, which is first among SEC schools. Vanderbilt is third in the SEC with 323 free throw makes.
- ★ Vanderbilt also ranks in the top five in the SEC in 3FG Attempts (4th, 421), Defensive rebounds per game (3rd, 27.11), Fewest Turnovers (3rd, 234), 3FG% Defense (1st, 31.0), 3FG Made (5th, 7.9), and Turnovers per game (3rd, 13.0).
- ★ Individually, Lee is ranked in the top 10 in the SEC in assist/turnover ratio (9th, 1.6), assists per game (8th, 3.7), free throw attempts (2nd, 136) and free throws made (2nd, 94). Ryan is ranked in 3FG attempts (7th, 111) and 3FG made (7th, 2.22), while Shittu is ranked in defensive rebounds per game (5th, 5.72), double doubles (9th, 3), free throw attempts (6th, 100), free throws made (10th, 63), rebounds per game (8th, 7.5), and total rebounds (7th, 135).
- ★ Joe Toye scored in double figures in three straight games for the first time of his four-year career in the first three games of the 2018-19 season and has double-digit points in nine games this season. He is the team's lone senior.
- ★ Vanderbilt won their 800th career game at Memorial Gym against Arizona State on December 17. Memorial Gym, which opened in 1952, is the oldest basketball arena in the SEC.
- ★ Vanderbilt won its first road game of the season at USC, the first time the Commodores have had a season-opening road win since a 72-70 win over St. Mary's on November 20, 2009.
- ★ The Commodores signed a pair of four-star prospects in the early signing period. Austin Crowley, a 6'4 shooting guard from West Point, Miss. who attends Sunrise Christian Academy in Wichita, Kansas, and Dylan Disu, a 6'8 power forward from Plugerville, Texas who attends Hendrickson High School, each signed a letter of intent with the Commodores in November. Disu recently posted a 20-point, 20-rebound performance, and Crowley is ranked as the 55th prospect in the nation in the class of 2019 by 247sports.com following a breakout spring and summer.

0		<p>SABEN LEE G ★ 6-2 ★ 183 ★ So. ★ Phoenix, Ariz.</p> <table border="1"> <thead> <tr> <th>PPG</th> <th>RPG</th> <th>APG</th> <th>SPG</th> <th>BPG</th> <th>MPG</th> </tr> </thead> <tbody> <tr> <td>13.4</td> <td>3.6</td> <td>3.7</td> <td>1.0</td> <td>0.2</td> <td>30.4</td> </tr> </tbody> </table>	PPG	RPG	APG	SPG	BPG	MPG	13.4	3.6	3.7	1.0	0.2	30.4	<p>NOTES: Leading scorer in all games...Tied a career high with 24 points at Oklahoma...Scored in double figures in 13 games this year...Currently 8th in SEC in assists, and 2nd in FTs made and attempted ...Son of former FSU/ NFL great Amp Lee.</p>	<p>CAREER HIGHS Pts. - 24, vs. Ariz. St. (12/17/17) Rebs. - 9, vs. TAMU (2/24/18) Ast. - 9, vs. TAMU (2/24/18) Min. - 42, vs. UT (1/23/19)</p>
PPG	RPG	APG	SPG	BPG	MPG											
13.4	3.6	3.7	1.0	0.2	30.4											
1		<p>YANNI WETZELL F/C ★ 6-10 ★ 240 ★ Jr. ★ Auckland, N.Z.</p> <table border="1"> <thead> <tr> <th>PPG</th> <th>RPG</th> <th>APG</th> <th>SPG</th> <th>BPG</th> <th>MPG</th> </tr> </thead> <tbody> <tr> <td>5.3</td> <td>3.3</td> <td>0.4</td> <td>0.6</td> <td>0.5</td> <td>17.6</td> </tr> </tbody> </table>	PPG	RPG	APG	SPG	BPG	MPG	5.3	3.3	0.4	0.6	0.5	17.6	<p>NOTES: Made five starts this season...Scored Commodore-high of 16 points against UNC Asheville...Tallied 12 points in win over nationally-ranked Arizona State...Averaged 15.5 points and 6.8 rebounds in his final season at St. Mary's.</p>	<p>CAREER HIGHS Pts. - 29, vs. Newman (2/23/17) Rebs. - 12, vs. Newman (1/21/17) Ast. - 5, vs. Okla. Christian (2/9/17) Min. - 42, vs. Rogers St.(12/16/16)</p>
PPG	RPG	APG	SPG	BPG	MPG											
5.3	3.3	0.4	0.6	0.5	17.6											
2		<p>JOE TOYE G/F ★ 6-7 ★ 210 ★ Sr. ★ Chicago, Ill.</p> <table border="1"> <thead> <tr> <th>PPG</th> <th>RPG</th> <th>APG</th> <th>SPG</th> <th>BPG</th> <th>MPG</th> </tr> </thead> <tbody> <tr> <td>8.9</td> <td>3.2</td> <td>0.7</td> <td>0.6</td> <td>0.4</td> <td>25.2</td> </tr> </tbody> </table>	PPG	RPG	APG	SPG	BPG	MPG	8.9	3.2	0.7	0.6	0.4	25.2	<p>NOTES: Only senior on this year's roster...Tallied 15 points vs. Kent St...Scored 16 points in win at USC; also added a career-high nine rebounds...Scored in double figures in three straight games to start the season and nine games overall, including 12 vs. Ole Miss.</p>	<p>CAREER HIGHS Pts. - 18, 2x last vs. TSU (12/29/18) Rebs. - 9, at USC (11/11/18) Ast. - 4, 2x, last vs. MSU (2/14/18) Min. - 38, vs. Florida (3/10/17)</p>
PPG	RPG	APG	SPG	BPG	MPG											
8.9	3.2	0.7	0.6	0.4	25.2											
3		<p>MAXWELL EVANS G ★ 6-2 ★ 192 ★ So. ★ Houston, Texas</p> <table border="1"> <thead> <tr> <th>PPG</th> <th>RPG</th> <th>APG</th> <th>SPG</th> <th>BPG</th> <th>MPG</th> </tr> </thead> <tbody> <tr> <td>4.8</td> <td>1.9</td> <td>1.4</td> <td>0.3</td> <td>0.1</td> <td>14.2</td> </tr> </tbody> </table>	PPG	RPG	APG	SPG	BPG	MPG	4.8	1.9	1.4	0.3	0.1	14.2	<p>NOTES: Played season-high 26 minutes and scored career-high 16 points against Savannah State ...Scored in double figures in four games this year, including 10 against Georgia...Played in 29 games and made 15 starts as a true freshman in 2017-18..</p>	<p>CAREER HIGHS Pts. - 16, vs. Savannah State (11/27/17) Rebs. - 9, at Arkansas (02/10/18) Ast. - 6, vs. USC (11/19/17) Min. - 32, vs. USC (11/19/17)</p>
PPG	RPG	APG	SPG	BPG	MPG											
4.8	1.9	1.4	0.3	0.1	14.2											
10		<p>DARIUS GARLAND G ★ 6-2 ★ 175 ★ Fr. ★ Nashville, Tenn.</p> <table border="1"> <thead> <tr> <th>PPG</th> <th>RPG</th> <th>APG</th> <th>SPG</th> <th>BPG</th> <th>MPG</th> </tr> </thead> <tbody> <tr> <td>16.2</td> <td>3.8</td> <td>2.6</td> <td>0.8</td> <td>0.4</td> <td>27.8</td> </tr> </tbody> </table>	PPG	RPG	APG	SPG	BPG	MPG	16.2	3.8	2.6	0.8	0.4	27.8	<p>NOTES: Injured meniscus vs. Kent St., out for the season...Scored a SEC-best 33 points against Liberty... Won SEC Freshman of the week honors in two VU wins... Named a 2018 McDonald's All-American...Declared for the NBA Draft on January 23.</p>	<p>CAREER HIGHS Pts. - 33, vs Liberty (11/19/18) Rebs. - 7, vs. Alcorn St. (11/16/18) Ast. - 4, 3x, last vs Liberty (11/19/18) Min. - 37, vs. Liberty (11/19/18)</p>
PPG	RPG	APG	SPG	BPG	MPG											
16.2	3.8	2.6	0.8	0.4	27.8											
11		<p>SIMISOLA SHITTU F/C ★ 6-10 ★ 240 ★ Fr. ★ Burlington, Ont.</p> <table border="1"> <thead> <tr> <th>PPG</th> <th>RPG</th> <th>APG</th> <th>SPG</th> <th>BPG</th> <th>MPG</th> </tr> </thead> <tbody> <tr> <td>13.1</td> <td>7.3</td> <td>2.1</td> <td>0.7</td> <td>0.7</td> <td>28.3</td> </tr> </tbody> </table>	PPG	RPG	APG	SPG	BPG	MPG	13.1	7.3	2.1	0.7	0.7	28.3	<p>NOTES: Tallied double doubles in three games this season (Winthrop, USC, Georgia)...Leads team in scoring and rebounding...Fifth-leading freshmen scorer in the SEC and leading freshmen rebounder...Tallied career-high 21 points vs. Ole Miss.</p>	<p>CAREER HIGHS Pts. - 21, vs. Ole Miss (01/5/19) Rebs. - 15, at USC (11/11/18) Ast. - 5, vs Savannah State (11/27/18) Min. - 35, vs. UT (1/23/19)</p>
PPG	RPG	APG	SPG	BPG	MPG											
13.1	7.3	2.1	0.7	0.7	28.3											
13		<p>MATTHEW MOYER F ★ 6-8 ★ 217 ★ R-So. ★ Gahanna, Ohio</p> <table border="1"> <thead> <tr> <th>PPG</th> <th>RPG</th> <th>APG</th> <th>SPG</th> <th>BPG</th> <th>MPG</th> </tr> </thead> <tbody> <tr> <td>4.8</td> <td>3.2</td> <td>0.7</td> <td>0.3</td> <td>0.6</td> <td>15.8</td> </tr> </tbody> </table>	PPG	RPG	APG	SPG	BPG	MPG	4.8	3.2	0.7	0.3	0.6	15.8	<p>NOTES: Transferred from Syracuse...Granted immediate eligibility on Nov. 15...Scored most points as a Commodore against Middle Tennessee (14 points)...Played in 2017-18 after redshirting in 2016-17...Named the Conn. Gatorade POY as a senior at South Kent Prep.</p>	<p>CAREER HIGHS Pts. - 18, vs. UConn (12/5/17) Rebs. - 10, at Fla. St. (1/13/18) Ast. - 5, vs Savannah State (11/27/18) Min. - 36, vs. UConn (12/5/17)</p>
PPG	RPG	APG	SPG	BPG	MPG											
4.8	3.2	0.7	0.3	0.6	15.8											
15		<p>CLEVON BROWN F ★ 6-8 ★ 240 ★ Jr. ★ San Antonio, Texas</p> <table border="1"> <thead> <tr> <th>PPG</th> <th>RPG</th> <th>APG</th> <th>SPG</th> <th>BPG</th> <th>MPG</th> </tr> </thead> <tbody> <tr> <td>2.8</td> <td>2.5</td> <td>0.4</td> <td>0.3</td> <td>1.2</td> <td>14.3</td> </tr> </tbody> </table>	PPG	RPG	APG	SPG	BPG	MPG	2.8	2.5	0.4	0.3	1.2	14.3	<p>NOTES: Scored eight points in win at USC... Played 19 minutes vs. Winthrop in season opener, had six points, six rebounds and two blocks...Had three or more blocks in seven career games, including three against UNC Asheville.</p>	<p>CAREER HIGHS Pts. - 13, vs. Austin Peay (11/10/17) Rebs. - 6, 2x, last at UF (12/30/17) Ast. - 4 vs South Carolina (1/16/19) Min. - 31, at UK (1/30/18)</p>
PPG	RPG	APG	SPG	BPG	MPG											
2.8	2.5	0.4	0.3	1.2	14.3											
24		<p>AARON NESMITH F ★ 6-6 ★ 213 ★ Fr. ★ Charleston, S.C.</p> <table border="1"> <thead> <tr> <th>PPG</th> <th>RPG</th> <th>APG</th> <th>SPG</th> <th>BPG</th> <th>MPG</th> </tr> </thead> <tbody> <tr> <td>9.9</td> <td>5.7</td> <td>1.3</td> <td>0.7</td> <td>0.6</td> <td>26.1</td> </tr> </tbody> </table>	PPG	RPG	APG	SPG	BPG	MPG	9.9	5.7	1.3	0.7	0.6	26.1	<p>NOTES: Started last five games...Posted a career-high 24 points vs. Tenn...Scored 23 points against South Carolina...Leads team in scoring in SEC play...Named the S.C. Gatorade Player of the Year as a senior...Scored over 2,000 career points at Porter Gaud High School.</p>	<p>CAREER HIGHS Pts. - 24, vs UT (1/23/19) Rebs. - 13, vs Savannah State (11/27/18) Ast. - 4, at USC (11/11/18) Min. - 42, vs UT (1/23/19)</p>
PPG	RPG	APG	SPG	BPG	MPG											
9.9	5.7	1.3	0.7	0.6	26.1											
32		<p>MATT RYAN F ★ 6-8 ★ 209 ★ Jr. ★ Cortlandt Manor, N.Y.</p> <table border="1"> <thead> <tr> <th>PPG</th> <th>RPG</th> <th>APG</th> <th>SPG</th> <th>BPG</th> <th>MPG</th> </tr> </thead> <tbody> <tr> <td>9.2</td> <td>2.7</td> <td>1.1</td> <td>0.1</td> <td>0.1</td> <td>24.0</td> </tr> </tbody> </table>	PPG	RPG	APG	SPG	BPG	MPG	9.2	2.7	1.1	0.1	0.1	24.0	<p>NOTES: Transfer from Notre Dame who transferred after 2016-17 season...Scored season-high 19 points vs. UNC Asheville...Scored in double figures in seven games this year...While at ND, the team advanced to the 2nd round (2017) and the Elite Eight (2016).</p>	<p>CAREER HIGHS Pts. - 23, vs. Chicago St. (11/26/16) Rebs. - 7, 2x last vs. Liberty (11/19/18) Ast. - 4, vs. Alcorn St. (11/16/18) Min. - 35, vs. Georgia Tech (1/13/16)</p>
PPG	RPG	APG	SPG	BPG	MPG											
9.2	2.7	1.1	0.1	0.1	24.0											

Ibas

Henry
Gene
Moe
Clarence

1,630
Wins

Suttons

Eddie
Scott
Sean

1,171
Wins

Drews

Homer
Scott
Bryce

1,132
Wins

All-Time Winningest Collegiate Coaching Families

The Drew family is now third on the all-time winningest collegiate coaching family in college basketball history with 1,132 wins.

- Homer Drew - 640**
(Bethel College - 252; IU-South Bend - 17; Valparaiso - 371)
- Scott Drew - 328**
(Valparaiso - 20; Baylor - 308)
- Bryce Drew - 164**
(Valparaiso - 124; Vanderbilt -39)

ABOUT KENTUCKY

QUICK FACTS

LocationLexington, Ky.
Founded 1865
Conference.....SEC
Enrollment.....28,098
Nickname.....Wildcats
Colors.....Blue and White
Home Arena Rupp Arena (23,000)
President.....Eli Capilouto
Athletics Director..... Mitch Barnhart

Basketball Staff
Head Coach John Calipari
Record Overall 736-207 (27)
UK Record: 291-67 (10)
Assistant Coaches Tony Barbee, Kenny Payne,
 Joel Justus

- ★ Kentucky enters the game ranked as the seventh (AP) team in the country. The Wildcats have an overall record of 16-3 and an SEC mark of 5-1.
- ★ Freshman Keldon Johnson leads the Wildcats in scoring with 14.6 points per game. Tyler Herro (13.3), Reid Travis (12.8), and P.J. Washington (12.7) also average double digits.
- ★ This will be the 193rd meeting between the two schools, with Kentucky holding a 145-47 advantage in the series. The Wildcats are 54-27 all-time against the Commodores in games played at Vanderbilt. The Wildcats are the Commodores' second-most played all-time opponent (Tennessee first, 196 career meetings).
- ★ Vanderbilt is 15-88 all-time against a ranked Kentucky team and 14-27 against ranked Wildcat teams in Nashville.
- ★ Kentucky has won five straight games in the series. Vanderbilt's last win came at Memorial Gym on February 27, 2016 (74-62). Kentucky was ranked #16 in the Associated Press poll in that contest.

STAT COMPARISON

	VU		UK	
	All	SEC	All	SEC
Record	9-10	0-6	16-3	5-1
Scoring Offense	75.8	65.0	79.5	73.8
Scoring Defense	72.7	75.3	67.3	63.7
FG%	.445	.400	.481	.473
FG% Defense	.425	.465	.412	.397
3FG%	.333	.313	.350	.351
3FG% Defense	.310	.291	.360	.317
Free Throw %	.690	.607	.750	.767
Rebounding	37.2	31.3	38.8	36.2
Rebounding Margin	+1.7	-5.7	+9.7	+5.0
Turnovers/game	13.5	12.7	13.6	12.8
Opponent Turnovers	11.9	11.3	14.5	14.7
Steals	4.9	4.8	6.8	7.7
Blocks	4.3	2.8	5.4	4.2

Underclassmen Leading Way

Sophomore Saben Lee and freshmen Simisola Shittu and Aaron Nesmith are the Commodores' leading scorers for the season.
 Departed freshman Darius Garland also averaged 16.4 points per game before a knee injury derailed his season five games into the season.

3-Point U

The Commodores are one of only three schools (UNLV and Princeton) to have made a three-point basket in every game since the inception of the three-point line in the 1986-87 season.
 With a made three against Kentucky, Vanderbilt will move to 1,051 consecutive games with a three-pointer.

VU Staff Can Score

The Vanderbilt men's basketball staff has combined to score a total of 5,486 collegiate points, with head coach Bryce Drew leading the way with 2,142 points. Here's a breakdown of the staff's scoring totals.

Head Coach Bryce Drew, Valparaiso	2,142
Asst. Coach Casey Shaw, Toledo	1,562
Assoc. Head Coach Roger Powell, Jr., Illinois	1,178
Asst. Coach Jake Diebler, Valparaiso	586
Total	5,468

Garland Superlatives

Most Points by Freshman in Debut, SEC Since 2010-11

Tremont Waters, LSU	27	11/10/17 vs. Alcorn
Terrence Jones, UK	25	11/12/10 vs. EastTn
Darius Garland, VU	24	11/6/18 vs. Win
Keldon Johnson, UK	23	11/6/18 vs. Duke
Frankie Hughes, Mizzou	23	11/13/16 vs. AlaA&M
Julius Randle, UK	23	11/8/13 vs. NC-Ash
Anthony Davis, UK	23	11/11/11 vs. Marist

Three Commodores on NBA Rosters

Former Commodores Damian Jones, Luke Kornet, and Wade Baldwin IV are currently on NBA active rosters. Jones averaged 17.1 minutes and 5.4 points per game with the Golden State Warriors this season before being sidelined with a torn left pectoral muscle. He has won two championships with the team in his three seasons in the Bay Area. Kornet is a two-way player with the New York Knicks and is averaging 15.5 minutes and 7.2 points per game in 23 games and eight starts. Baldwin is averaging 5.5 minutes per game in 13 games with the Portland Trail Blazers.

Three Freshman - 20+ Points

The Commodores are one of only four programs (Duke, UNC Asheville, Pittsburgh) in the nation to have three separate freshman score 20 points or more in a game (Darius Garland, Aaron Nesmith, Simisola Shittu)

Replacing Three 1,000 Point Scorers

Matthew Fisher-Davis, Riley LaChance and Jeff Roberson each departed Vanderbilt in 2018 as 1,000-point scorers. Each were four-year players for the Commodores who advanced to the postseason on three different occasions (2015 NIT, 2016 and 2017 NCAA Tournaments). There has been only one other class of Vanderbilt players to have three 1,000-point scorers - the vaunted "F Troop" - Butch Feher, Joe Ford and Jeff Fosnes in 1976. Roberson and Fisher-Davis are now playing in the NBA G League, while LaChance has taken his talents to play professionally in Poland.

Against the SEC

An inaugural member of the SEC, Vanderbilt has a career 716-714 record against current members of the SEC.

Last Time Out

Box Score vs. Oklahoma

Recap



Official Basketball Box Score -- Game Totals -- Final Statistics
Vanderbilt vs Oklahoma
 01/26/19 3 p.m. at Lloyd Noble Center (Norman, Okla.)



Vanderbilt 55 • 9-10

#	Player	Total FG-FGA	3-Ptr FG-FGA	FT-FTA	Rebounds			PF	TP	A	TO	Blk	Stl	Min
					Off	Def	Tot							
01	WETZELL, Yann	1-8	0-2	2-2	1	3	4	3	4	0	3	0	1	31
13	MOYER, Matthew	0-4	0-2	0-2	2	1	3	0	0	0	0	0	0	11
24	NESMITH, Aaron	3-6	2-3	1-2	0	5	5	2	9	0	1	0	1	27
11	SHITTU, Simisola	3-9	0-3	1-1	0	4	4	1	7	1	6	0	0	23
00	LEE, Saben	9-12	2-2	4-4	1	7	8	1	24	3	6	1	3	37
02	TOYE, Joe	0-5	0-3	0-0	1	1	2	0	0	0	4	0	2	18
03	EVANS, Maxwell	0-1	0-1	0-0	1	0	1	0	0	1	0	0	0	9
15	BROWN, Clevon	2-3	0-0	0-0	2	0	2	4	4	1	1	1	0	20
32	RYAN, Matt	3-9	1-5	0-1	2	3	5	2	7	1	0	1	0	24
	Team				0	0	0				1			
	Totals	21-57	5-21	8-12	10	24	34	13	55	7	22	3	7	200

FG % 1st Half: 10-27 37.0% 2nd half: 11-30 36.7% Game: 21-57 36.8% Deadball Rebounds 1
 3FG % 1st Half: 3-8 37.5% 2nd half: 2-13 15.4% Game: 5-21 23.8%
 FT % 1st Half: 0-1 0.0% 2nd half: 8-11 72.7% Game: 8-12 66.7%

Oklahoma 86 • 15-5

#	Player	Total FG-FGA	3-Ptr FG-FGA	FT-FTA	Rebounds			PF	TP	A	TO	Blk	Stl	Min
					Off	Def	Tot							
21	Doolittle, Kristian	1-4	0-0	2-2	0	3	3	1	4	0	1	0	1	15
35	Manek, Brady	6-11	2-6	2-2	1	3	4	2	16	0	2	1	0	24
00	James, Christian	8-15	3-9	2-2	2	3	5	0	21	2	1	0	3	28
01	Odomes, Rashard	7-8	0-0	0-1	1	2	3	2	14	3	0	0	1	22
24	Bieniemy, Jamal	0-2	0-1	0-0	0	5	5	1	0	7	1	0	4	29
02	Calixte, Aaron	3-8	2-5	0-0	0	1	1	2	8	1	0	0	0	22
03	Reynolds, Miles	4-6	0-0	1-2	0	1	1	2	9	2	2	0	1	16
04	McNeace, Jamuni	1-3	0-0	0-0	0	3	3	0	2	0	0	0	1	19
05	Freeman, Matt	2-4	0-2	0-0	0	1	1	0	4	0	1	1	0	10
22	Geha, Patrick	1-1	0-0	0-0	0	0	0	0	2	0	1	0	0	4
32	Streller, Read	0-0	0-0	0-0	0	1	1	1	0	0	1	0	0	3
44	Polla, Hannes	3-3	0-0	0-0	0	2	2	2	6	0	1	2	0	8
	Team				3	4	7				1			
	Totals	36-65	7-23	7-9	7	29	36	13	86	15	12	4	11	200

FG % 1st Half: 16-36 44.4% 2nd half: 20-29 69.0% Game: 36-65 55.4% Deadball Rebounds 0
 3FG % 1st Half: 5-15 33.3% 2nd half: 2-8 25.0% Game: 7-23 30.4%
 FT % 1st Half: 4-5 80.0% 2nd half: 3-4 75.0% Game: 7-9 77.8%

Officials: Kipp Kissinger, Chance Moore, Tony Padilla
 Technical fouls: Vanderbilt-None. Oklahoma-None.
 Attendance: 8848
 2019 SEC/Big 12 Challenge
 Estimated Attendance: 7,526

Score by periods	1st	2nd	Total
Vanderbilt	23	32	55
Oklahoma	41	45	86

Points	In Paint	Off T/O	2nd Chance	Fast Break	Bench
VU	30	8	2	2	11
OU	52	22	11	7	31

Last FG - VU 2nd-03:29, OU 2nd-00:48.
 Largest lead - VU by 2 1st-12:08, OU by 31 2nd-00:48.
 VU led for 00:15. OU led for 39:13. Game was tied for 00:32.

Score tied - 1 time.
 Lead changed - 2 times.

NORMAN, Okla. - Oklahoma used a 19-0 run midway through the first half to propel the Sooners to an 86-55 victory Saturday afternoon in Norman, Okla. in the SEC/Big 12 Challenge. Vanderbilt was led by Saben Lee, who tied a career-high with 24 points for the Commodores.

The Sooners converted on 55.4% of their shots from the floor and were led by Christian James, who scored 21 points. Brady Manek also tallied 16 points while Rashard Odomes added 14. Oklahoma also took advantage of 22 Commodore turnovers and outscored Vanderbilt, 22-8, on points off of turnovers.

Lee was impressive for Vanderbilt, converting on nine of his 12 shots from the field, adding a season-high eight rebounds, and dishing out six assists.

Last Time Out Vs. Kentucky

Box Score

Recap



Official Basketball Box Score -- Game Totals -- Final Statistics
Vanderbilt vs Kentucky
 01/12/19 8:30pm at Rupp Arena - Lexington, KY



Vanderbilt 47 • 9-6, 0-3

#	Player	f	Total			3-Ptr			Rebounds			PF	TP	A	TO	Blk	Stl	Min
			FG-FGA	FG-FGA	FT-FTA	FG-FGA	FG-FGA	FT-FTA	Off	Def	Tot							
24	NESMITH, Aaron	f	5-11	1-6	0-0	2	3	5	3	11	1	1	0	0	0	0	35	
32	RYAN, Matt	f	1-7	1-6	0-0	0	1	1	3	3	0	0	1	0	0	24		
11	SHITTU, Simisola	c	4-10	0-1	0-1	3	2	5	2	8	0	3	1	1	1	32		
00	LEE, Saben	g	2-6	1-2	4-6	0	1	1	2	9	2	0	0	1	1	31		
02	TOYE, Joe	g	3-7	2-6	1-3	1	5	6	0	9	1	0	0	0	0	36		
01	WETZELL, Yanni		0-1	0-0	0-0	0	0	0	1	0	0	1	1	0	9			
03	EVANS, Maxwell		0-1	0-0	0-0	0	1	1	2	0	2	4	0	1	15			
13	MOYER, Matthew		2-4	2-4	1-2	0	1	1	1	7	0	1	1	1	14			
15	BROWN, Clevon		0-0	0-0	0-0	0	0	0	0	0	0	0	0	0	4			
Team						1	0	1			2							
Totals			17-47	7-25	6-12	7	14	21	14	47	6	12	4	4	200			

FG % 1st Half: 11-22 50.0% 2nd half: 6-25 24.0% Game: 17-47 36.2% Deadball Rebounds 3
 3FG % 1st Half: 5-11 45.5% 2nd half: 2-14 14.3% Game: 7-25 28.0%
 FT % 1st Half: 3-7 42.9% 2nd half: 3-5 60.0% Game: 6-12 50.0%

Kentucky 56 • 12-3, 2-1

#	Player	f	Total			3-Ptr			Rebounds			PF	TP	A	TO	Blk	Stl	Min
			FG-FGA	FG-FGA	FT-FTA	FG-FGA	FG-FGA	FT-FTA	Off	Def	Tot							
22	Travis, Reid	f	2-6	0-0	1-2	3	9	12	2	5	1	2	2	0	30			
25	Washington, PJ	f	1-4	0-1	1-4	5	3	8	3	3	1	0	1	1	32			
02	Hagans, Ashton	g	7-9	0-1	1-2	1	3	4	1	15	4	5	0	3	33			
03	Johnson, Keldon	g	6-8	1-2	2-2	0	1	1	5	15	1	4	0	0	24			
14	Herro, Tyler	g	1-3	0-2	2-2	0	6	6	2	4	3	3	1	0	36			
04	Richards, Nick		1-2	0-0	0-0	0	1	1	1	2	0	0	0	1	10			
05	Quickley, Immanuel		4-9	3-7	1-2	0	0	0	0	12	0	0	0	0	20			
13	Baker, Jemarl		0-3	0-3	0-0	0	0	0	0	0	0	0	0	0	7			
23	Montgomery, EJ		0-0	0-0	0-0	0	3	3	0	0	0	0	1	0	8			
Team						3	0	3			1							
Totals			22-44	4-16	8-14	12	26	38	14	56	10	15	5	5	200			

FG % 1st Half: 12-25 48.0% 2nd half: 10-19 52.6% Game: 22-44 50.0% Deadball Rebounds 2
 3FG % 1st Half: 2-9 22.2% 2nd half: 2-7 28.6% Game: 4-16 25.0%
 FT % 1st Half: 2-4 50.0% 2nd half: 6-10 60.0% Game: 8-14 57.1%

Officials: Steven Anderson, Olandis Poole, Garrick Shannon
 Technical fouls: Vanderbilt-None. Kentucky-None.
 Attendance: 22504

Score by periods	1st	2nd	Total
Vanderbilt	30	17	47
Kentucky	28	28	56

Points	In Paint	Off T/O	2nd Chance	Fast Break	Bench
VU	16	4	4	2	7
UK	32	16	10	13	14

Last FG - VU 2nd-00:48, UK 2nd-05:09.
 Largest lead - VU by 12 1st-15:12, UK by 11 2nd-05:09.
 VU led for 19:52. UK led for 18:48. Game was tied for 01:20.

Score tied - 2 times.
 Lead changed - 1 time.

LEXINGTON, Ky. - Ashton Hagans and Keldon Johnson each scored 15 points and combined to rally No. 18 Kentucky from another slow start in a 56-47 win over Vanderbilt on Saturday night.

Perimeter shooting propelled the Commodores to a 16-5 lead and 30-28 edge at the break. Johnson and Hagans then combined to score the first seven points of the second half for the Wildcats' first lead at 35-30. Kentucky (12-3, 2-1 Southeastern Conference) steadily pulled away for its second consecutive win despite a season low in points.

Kentucky shot 53 percent after halftime and 50 percent overall, while holding Vanderbilt to just 6 of 25 (24 percent) in the final 20 minutes. The Wildcats also outrebounded the Commodores 38-21, with Reid Travis' 12 boards leading the way. Immanuel Quickley added 12 points for the Wildcats.

Aaron Nesmith had 11 points, while Saben Lee and Joe Toye added nine apiece for Vanderbilt (9-6, 0-3), which shot below 40 percent for the second consecutive game.

Everything started well enough for the Commodores, who started 5 of 11 from long range and seemed to thwart every Kentucky attempt to go ahead in the first half. Poor shooting was only part of their second-half woes, as they struggled to slow Kentucky on offense and couldn't stop the 'Cats on the glass.

Vanderbilt hosts South Carolina on Wednesday night, looking to avenge last year's 71-60 loss.



2018-19 Box Scores



Official Basketball Box Score -- Game Totals -- Final Statistics
Kent State vs Vanderbilt
11/23/18 4 p.m. at Nashville, Tenn. (Memorial Gym)



Kent State 77 • 5-1

Box score table for Kent State vs Vanderbilt showing player stats and team totals.

FG % 1st Half: 15-28 53.6% 2nd half: 10-28 35.7% Game: 25-56 44.6%
3FG % 1st Half: 9-15 60.0% 2nd half: 3-9 33.3% Game: 12-24 50.0%
FT % 1st Half: 2-2 100.0% 2nd half: 13-18 72.2% Game: 15-20 75.0%

Vanderbilt 75 • 4-1

Box score table for Vanderbilt vs Kent State showing player stats and team totals.

FG % 1st Half: 10-29 34.5% 2nd half: 17-29 58.6% Game: 27-58 46.6%
3FG % 1st Half: 2-9 22.2% 2nd half: 3-9 33.3% Game: 5-18 27.8%
FT % 1st Half: 12-17 70.6% 2nd half: 4-10 40.0% Game: 16-27 59.3%

Officials: Todd Austin, John Hampton, Hunter Allen
Technical fouls: Kent State-WILLIAMSON, CJ. Vanderbilt-None.
Attendance: 9061

Score by periods table for Kent State vs Vanderbilt.

Last FG - KENT 2nd-01:33, VU 2nd-00:03.
Largest lead - KENT by 13 1st-13:03, VU by 2 1st-19:43.
KENT led for 34:25. VU led for 00:57. Game was tied for 04:38.

Score tied - 4 times.
Lead changed - 5 times.



Official Basketball Box Score -- Game Totals -- Final Statistics
Savannah State vs Vanderbilt
11/27/18 7 p.m. at Nashville, Tenn. (Memorial Gym)



Savannah State 85 • 3-6

Box score table for Savannah State vs Vanderbilt showing player stats and team totals.

FG % 1st Half: 14-36 38.9% 2nd half: 16-39 41.0% Game: 30-75 40.0%
3FG % 1st Half: 6-24 25.0% 2nd half: 10-19 52.6% Game: 16-43 37.2%
FT % 1st Half: 3-5 60.0% 2nd half: 6-9 66.7% Game: 9-14 64.3%

Vanderbilt 120 • 5-1

Box score table for Vanderbilt vs Savannah State showing player stats and team totals.

FG % 1st Half: 23-37 62.2% 2nd half: 19-30 63.3% Game: 42-67 62.7%
3FG % 1st Half: 6-15 40.0% 2nd half: 9-15 60.0% Game: 15-30 50.0%
FT % 1st Half: 13-17 76.5% 2nd half: 8-8 100.0% Game: 21-25 84.0%

Officials: Pat Adams, Brian Shey, Erroll Lewis
Technical fouls: Savannah State-None. Vanderbilt-None.
Attendance: 8271

Score by periods table for Savannah State vs Vanderbilt.

Last FG - SSUM 2nd-02:04, VU 2nd-00:31.
Largest lead - SSUM by 1 1st-16:32, VU by 43 2nd-04:53.
SSUM led for 00:23. VU led for 39:26. Game was tied for 00:11.

Score tied - 0 times.
Lead changed - 2 times.



Official Basketball Box Score -- Game Totals -- Final Statistics
Vanderbilt vs NC State
12/01/18 5:00 PM at AmericanAirlines Arena, Miami, Fla.



Vanderbilt 65 • 5-2

Box score table for Vanderbilt vs NC State showing player stats and team totals.

FG % 1st Half: 12-27 44.4% 2nd half: 10-29 34.5% Game: 22-56 39.3%
3FG % 1st Half: 1-9 11.1% 2nd half: 2-13 15.4% Game: 3-22 13.6%
FT % 1st Half: 9-13 69.2% 2nd half: 9-17 52.9% Game: 18-30 60.0%

NC State 80 • 7-1

Box score table for NC State vs Vanderbilt showing player stats and team totals.

FG % 1st Half: 18-37 48.6% 2nd half: 12-27 44.4% Game: 30-64 46.9%
3FG % 1st Half: 1-5 20.0% 2nd half: 4-10 40.0% Game: 5-15 33.3%
FT % 1st Half: 9-12 75.0% 2nd half: 6-10 60.0% Game: 15-22 68.2%

Officials: Joe Lindsay, Steve Anderson, Vlad Tadal
Technical fouls: Vanderbilt-None. NC State-None.
Attendance: 5749
2018 Air Force Reserve HoopHall Invitational presented by Citi

Score by periods table for Vanderbilt vs NC State.

Last FG - VU 2nd-01:01, ST 2nd-00:18.
Largest lead - VU None, ST by 16 2nd-01:49.
VU led for 00:00. ST led for 39:03. Game was tied for 00:54.

Score tied - 0 times.
Lead changed - 0 times.



Official Basketball Box Score -- Game Totals -- Final Statistics
Middle Tennessee vs Vanderbilt
12/05/18 6:30 p.m. at Nashville, Tenn. (Memorial Gym)



Middle Tennessee 51 • 3-6

Box score table for Middle Tennessee vs Vanderbilt showing player stats and team totals.

FG % 1st Half: 8-26 30.8% 2nd half: 12-30 40.0% Game: 20-56 35.7%
3FG % 1st Half: 0-6 0.0% 2nd half: 2-8 25.0% Game: 2-14 14.3%
FT % 1st Half: 5-13 38.5% 2nd half: 4-6 66.7% Game: 9-19 47.4%

Vanderbilt 79 • 6-2

Box score table for Vanderbilt vs Middle Tennessee showing player stats and team totals.

FG % 1st Half: 11-26 42.3% 2nd half: 15-29 51.7% Game: 26-55 47.3%
3FG % 1st Half: 5-9 55.6% 2nd half: 4-12 33.3% Game: 9-21 42.9%
FT % 1st Half: 15-15 100.0% 2nd half: 3-4 75.0% Game: 18-19 94.7%

Officials: Pat Adams, Byron Jarrett, Bart Lenox
Technical fouls: Middle Tennessee-None. Vanderbilt-None.
Attendance: 8513

Score by periods table for Middle Tennessee vs Vanderbilt.

Last FG - MT 2nd-02:30, VU 2nd-00:47.
Largest lead - MT by 1 1st-17:04, VU by 32 2nd-08:40.
MT led for 01:52. VU led for 36:24. Game was tied for 01:44.

Score tied - 1 time.
Lead changed - 2 times.

2018-19 Box Scores



Official Basketball Box Score -- Game Totals -- Final Statistics
Arizona State vs Vanderbilt
12/17/18 6 p.m. at Nashville, Tenn. (Memorial Gym)



Arizona State 65 • 8-2

Box score table for Arizona State vs Vanderbilt. Columns include Player, FG-FGA, 3-Ptr, Rebounds, PF, TP, A TO Blk Stl, Min. Final score: ASU 65, VU 82.

FG % 1st Half: 11-33 33.3% 2nd half: 10-32 31.3% Game: 21-65 32.3%
3FG % 1st Half: 3-11 27.3% 2nd half: 4-13 30.8% Game: 7-24 29.2%
FT % 1st Half: 3-4 75.0% 2nd half: 13-16 81.3% Game: 16-20 80.0%

Vanderbilt 81 • 7-2

Box score table for Vanderbilt vs Arizona State. Columns include Player, FG-FGA, 3-Ptr, Rebounds, PF, TP, A TO Blk Stl, Min. Final score: VU 81, ASU 65.

FG % 1st Half: 14-34 41.2% 2nd half: 10-21 47.6% Game: 24-55 43.6%
3FG % 1st Half: 6-16 37.5% 2nd half: 4-13 30.8% Game: 10-29 34.3%
FT % 1st Half: 0-2 0.0% 2nd half: 21-27 77.8% Game: 21-29 72.4%

Officials: Doug Sirmans, Keith Kimble, Michael Roberts
Technical fouls: Arizona State-Dort,Luguentz. Vanderbilt-None.
Attendance: 9271

Score by periods table showing 1st, 2nd, and Total scores for Arizona State (28, 37, 65) and Vanderbilt (34, 47, 81).

Last FG - ASU 2nd-01:00, VU 2nd-02:46.
Largest lead - ASU by 9 1st-16:46, VU by 16 2nd-00:32.
ASU led for 14:50, VU led for 24:07. Game was tied for 01:02.



Official Basketball Box Score -- Game Totals -- Final Statistics
Vanderbilt vs Kansas State
12/22/18 6:01 p.m. CT at Kansas City, Mo. - Sprint Center



Vanderbilt 58 • 7-3

Box score table for Vanderbilt vs Kansas State. Columns include Player, FG-FGA, 3-Ptr, Rebounds, PF, TP, A TO Blk Stl, Min. Final score: VU 58, KS 69.

FG % 1st Half: 8-26 30.8% 2nd half: 7-21 33.3% Game: 15-47 31.9%
3FG % 1st Half: 3-13 23.1% 2nd half: 4-12 33.3% Game: 7-25 28.0%
FT % 1st Half: 1-4 25.0% 2nd half: 20-23 87.0% Game: 21-27 77.8%

Kansas State 69 • 9-2

Box score table for Kansas State vs Vanderbilt. Columns include Player, FG-FGA, 3-Ptr, Rebounds, PF, TP, A TO Blk Stl, Min. Final score: KS 69, VU 58.

FG % 1st Half: 12-29 41.4% 2nd half: 12-29 41.4% Game: 24-58 41.4%
3FG % 1st Half: 3-10 30.0% 2nd half: 2-7 28.6% Game: 5-17 29.4%
FT % 1st Half: 3-4 75.0% 2nd half: 13-23 56.5% Game: 16-27 59.3%

Officials: Joe DeRosa, Byron Jarrett, Kerby Sitton
Technical fouls: Vanderbilt-None. Kansas State-None.
Attendance: 14062
Ninth Wildcat Classic at the Sprint Center

Score by periods table showing 1st, 2nd, and Total scores for Vanderbilt (20, 38, 58) and Kansas State (30, 39, 69).

Last FG - VU 2nd-00:53, KS 2nd-03:10.
Largest lead - VU None, KS by 22 2nd-11:02.
VU led for 00:00, KS led for 39:46. Game was tied for 00:13.



Official Basketball Box Score -- Game Totals -- Final Statistics
Tennessee State vs Vanderbilt
12/29/18 12:30 p.m. at Nashville, Tenn. (Memorial Gym)



Tennessee State 76 • 3-9

Box score table for Tennessee State vs Vanderbilt. Columns include Player, FG-FGA, 3-Ptr, Rebounds, PF, TP, A TO Blk Stl, Min. Final score: TSU 76, VU 95.

FG % 1st Half: 12-33 36.4% 2nd half: 12-30 40.0% Game: 24-63 38.1%
3FG % 1st Half: 7-15 46.7% 2nd half: 3-8 37.5% Game: 10-23 43.5%
FT % 1st Half: 4-6 66.7% 2nd half: 14-20 70.0% Game: 18-26 69.2%

Vanderbilt 95 • 8-3

Box score table for Vanderbilt vs Tennessee State. Columns include Player, FG-FGA, 3-Ptr, Rebounds, PF, TP, A TO Blk Stl, Min. Final score: VU 95, TSU 76.

FG % 1st Half: 14-32 43.8% 2nd half: 15-26 57.7% Game: 29-58 50.0%
3FG % 1st Half: 3-13 23.1% 2nd half: 6-14 42.9% Game: 9-27 33.3%
FT % 1st Half: 9-13 69.2% 2nd half: 19-23 82.6% Game: 28-36 77.8%

Officials: Brian Shey, Jason Baker, John Hampton
Technical fouls: Tennessee State-None. Vanderbilt-None.
Attendance: 9505

Score by periods table showing 1st, 2nd, and Total scores for Tennessee State (35, 41, 76) and Vanderbilt (40, 55, 95).

Last FG - TSUMB 2nd-00:53, VU 2nd-01:22.
Largest lead - TSUMB by 10 1st-13:05, VU by 23 2nd-07:35.
TSUMB led for 11:34, VU led for 26:32. Game was tied for 01:54.



Official Basketball Box Score -- Game Totals -- Final Statistics
UNC Asheville vs Vanderbilt
12/31/18 1 p.m. at Nashville, Tenn. (Memorial Gym)



UNC Asheville 59 • 2-12

Box score table for UNC Asheville vs Vanderbilt. Columns include Player, FG-FGA, 3-Ptr, Rebounds, PF, TP, A TO Blk Stl, Min. Final score: AVL 59, VU 90.

FG % 1st Half: 12-29 41.4% 2nd half: 9-24 37.5% Game: 21-53 39.6%
3FG % 1st Half: 5-11 45.5% 2nd half: 2-8 25.0% Game: 7-19 36.8%
FT % 1st Half: 5-5 100.0% 2nd half: 5-6 83.3% Game: 10-11 90.9%

Vanderbilt 90 • 9-3

Box score table for Vanderbilt vs UNC Asheville. Columns include Player, FG-FGA, 3-Ptr, Rebounds, PF, TP, A TO Blk Stl, Min. Final score: VU 90, AVL 59.

FG % 1st Half: 14-26 53.8% 2nd half: 13-22 59.1% Game: 27-48 56.3%
3FG % 1st Half: 2-10 20.0% 2nd half: 3-9 33.3% Game: 5-19 26.3%
FT % 1st Half: 10-13 76.9% 2nd half: 21-27 77.8% Game: 31-40 77.5%

Officials: Jeffrey Anderson, Todd Austin, Rob Rorke
Technical fouls: UNC Asheville-None. Vanderbilt-None.
Attendance: 8350

Score by periods table showing 1st, 2nd, and Total scores for UNC Asheville (34, 25, 59) and Vanderbilt (40, 50, 90).

Last FG - AVL 2nd-07:01, VU 2nd-00:24.
Largest lead - AVL by 5 1st-13:29, VU by 31 2nd-00:24.
AVL led for 04:52, VU led for 32:23. Game was tied for 02:45.

2018-19 Box Scores



Official Basketball Box Score -- Game Totals -- Final Statistics
Ole Miss vs Vanderbilt
01/05/19 7:30 p.m. at Nashville, Tenn. (Memorial Gym)



Ole Miss 81 • 11-2 1-0

Box score table for Ole Miss vs Vanderbilt, showing player stats (Player, FG-FGA, 3-Ptr, FT-FTA, Rebounds, PF, TP, A TO Blk Stl, Min) and team totals.

FG % 1st Half: 13-31 41.9% 2nd half: 15-26 57.7% Game: 28-57 49.1%
3FG % 1st Half: 4-10 40.0% 2nd half: 2-8 25.0% Game: 6-18 33.3%
FT % 1st Half: 5-7 71.4% 2nd half: 14-15 93.3% Game: 19-22 86.4%

Vanderbilt 71 • 9-4 0-1

Box score table for Vanderbilt vs Ole Miss, showing player stats (Player, FG-FGA, 3-Ptr, FT-FTA, Rebounds, PF, TP, A TO Blk Stl, Min) and team totals.

FG % 1st Half: 13-31 41.9% 2nd half: 11-29 37.9% Game: 24-60 40.0%
3FG % 1st Half: 1-7 14.3% 2nd half: 5-13 38.5% Game: 6-20 30.0%
FT % 1st Half: 5-10 50.0% 2nd half: 12-19 63.2% Game: 17-29 58.6%

Officials: Pat Adams, R.B. Clyburn, Robert Felder
Technical fouls: Ole Miss-Buffen, KJ. Vanderbilt-None.
Attendance: 10422

Score by periods table for Ole Miss vs Vanderbilt, showing 1st, 2nd, and Total scores.

Last FG - OM 2nd-01:24, VU 2nd-03:46.
Largest lead - OM by 10 2nd-00:31, VU by 6 1st-18:36.
OM led for 15:36. VU led for 17:02. Game was tied for 07:22.

Points in the paint, Off T/O, 2nd Chance, Fast Break, Bench stats for both teams.

Score tied - 10 times.
Lead changed - 13 times.



Official Basketball Box Score -- Game Totals -- Final Statistics
Vanderbilt vs Georgia
01/09/19 6:30 PM ET at Stegeman Coliseum - Athens, Ga.



Vanderbilt 63 • 9-5, 0-2

Box score table for Vanderbilt vs Georgia, showing player stats (Player, FG-FGA, 3-Ptr, FT-FTA, Rebounds, PF, TP, A TO Blk Stl, Min) and team totals.

FG % 1st Half: 13-35 37.1% 2nd half: 10-35 28.6% Game: 23-70 32.9%
3FG % 1st Half: 3-10 30.0% 2nd half: 3-15 20.0% Game: 6-25 24.0%
FT % 1st Half: 4-8 50.0% 2nd half: 7-7 100.0% Game: 11-15 73.3%

Georgia 82 • 9-5, 1-1

Box score table for Georgia vs Vanderbilt, showing player stats (Player, FG-FGA, 3-Ptr, FT-FTA, Rebounds, PF, TP, A TO Blk Stl, Min) and team totals.

FG % 1st Half: 12-32 37.5% 2nd half: 16-28 57.1% Game: 28-60 46.7%
3FG % 1st Half: 2-12 16.7% 2nd half: 7-14 50.0% Game: 9-26 34.6%
FT % 1st Half: 8-13 61.5% 2nd half: 9-10 90.0% Game: 17-23 73.9%

Officials: Michael Stephens, Tony Green, Brian O'Connell
Technical fouls: Vanderbilt-TEAM. Georgia-None.
Attendance: 9429

Score by periods table for Vanderbilt vs Georgia, showing 1st, 2nd, and Total scores.

Last FG - VU 2nd-02:53, UGA 2nd-02:29.
Largest lead - VU by 5 1st-11:34, UGA by 21 2nd-00:59.
VU led for 06:48. UGA led for 28:11. Game was tied for 05:01.

Points in the paint, Off T/O, 2nd Chance, Fast Break, Bench stats for both teams.

Score tied - 8 times.
Lead changed - 6 times.



Official Basketball Box Score -- Game Totals -- Final Statistics
Vanderbilt vs Kentucky
01/12/19 8:30pm at Rupp Arena - Lexington, KY



Vanderbilt 47 • 9-6, 0-3

Box score table for Vanderbilt vs Kentucky, showing player stats (Player, FG-FGA, 3-Ptr, FT-FTA, Rebounds, PF, TP, A TO Blk Stl, Min) and team totals.

FG % 1st Half: 11-22 50.0% 2nd half: 6-25 24.0% Game: 17-47 36.2%
3FG % 1st Half: 5-11 45.5% 2nd half: 2-14 14.3% Game: 7-25 28.0%
FT % 1st Half: 3-7 42.9% 2nd half: 3-5 60.0% Game: 6-12 50.0%

Kentucky 56 • 12-3, 2-1

Box score table for Kentucky vs Vanderbilt, showing player stats (Player, FG-FGA, 3-Ptr, FT-FTA, Rebounds, PF, TP, A TO Blk Stl, Min) and team totals.

FG % 1st Half: 12-25 48.0% 2nd half: 10-19 52.6% Game: 22-44 50.0%
3FG % 1st Half: 2-9 22.2% 2nd half: 2-7 28.6% Game: 4-16 25.0%
FT % 1st Half: 2-4 50.0% 2nd half: 6-10 60.0% Game: 8-14 57.1%

Officials: Steven Anderson, Olandis Poole, Garrick Shannon
Technical fouls: Vanderbilt-None. Kentucky-None.
Attendance: 22504

Score by periods table for Vanderbilt vs Kentucky, showing 1st, 2nd, and Total scores.

Points in the paint, Off T/O, 2nd Chance, Fast Break, Bench stats for both teams.

Last FG - VU 2nd-00:48, UK 2nd-05:09.
Largest lead - VU by 12 1st-15:12, UK by 11 2nd-05:09.
VU led for 19:52. UK led for 18:48. Game was tied for 01:20.

Score tied - 2 times.
Lead changed - 1 time.



Official Basketball Box Score -- Game Totals -- Final Statistics
South Carolina vs Vanderbilt
01/16/19 6 p.m. at Nashville, Tenn. (Memorial Gym)



South Carolina 74 • 9-7, 4-0 SEC

Box score table for South Carolina vs Vanderbilt, showing player stats (Player, FG-FGA, 3-Ptr, FT-FTA, Rebounds, PF, TP, A TO Blk Stl, Min) and team totals.

FG % 1st Half: 9-27 33.3% 2nd half: 12-24 50.0% Game: 21-51 41.2%
3FG % 1st Half: 1-7 14.3% 2nd half: 4-11 36.4% Game: 5-18 27.8%
FT % 1st Half: 10-12 83.3% 2nd half: 17-23 73.9% Game: 27-35 77.1%

Vanderbilt 71 • 9-7, 0-4 SEC

Box score table for Vanderbilt vs South Carolina, showing player stats (Player, FG-FGA, 3-Ptr, FT-FTA, Rebounds, PF, TP, A TO Blk Stl, Min) and team totals.

FG % 1st Half: 11-23 47.8% 2nd half: 9-21 42.9% Game: 20-44 45.5%
3FG % 1st Half: 4-12 33.3% 2nd half: 3-9 33.3% Game: 7-21 33.3%
FT % 1st Half: 13-19 68.4% 2nd half: 11-18 61.1% Game: 24-37 64.9%

Officials: Don Daily, Tony Greene, William Covington
Technical fouls: South Carolina-None. Vanderbilt-LEE, Saben.
Attendance: 8400


Score by periods table for Vanderbilt vs South Carolina, showing 1st, 2nd, and Total scores.

Points in the paint, Off T/O, 2nd Chance, Fast Break, Bench stats for both teams.

Last FG - SC 2nd-00:45, VU 2nd-01:46.
Largest lead - SC by 3 2nd-00:02, VU by 12 1st-08:48.
SC led for 02:03. VU led for 33:06. Game was tied for 04:42.

Score tied - 8 times.
Lead changed - 5 times.

HEAD COACH BRYCE DREW



THE DREW FILE

High School: Valparaiso (Ind.), '94
College: Bachelor of Arts In Sports Management, Valparaiso, '98
Family: Wife, Tara, son Bryson (4)



DREW THROUGH THE YEARS

Year	School	Position	W-L	Conf.	Postseason
2019	Vanderbilt	Head Coach	9-10	0-6	-
2018	Vanderbilt	Head Coach	12-20	6-12	-
2017	Vanderbilt	Head Coach	19-16	10-8	NCAA First Round
2016	Valparaiso	Head Coach	30-7	16-2	NIT Finals
2015	Valparaiso	Head Coach	28-6	13-3	NCAA Second Round
2014	Valparaiso	Head Coach	18-16	9-7	CollegInsider.com First Round
2013	Valparaiso	Head Coach	26-8	13-3	NCAA Second Round
2012	Valparaiso	Head Coach	22-12	14-4	NIT First Round
2011	Valparaiso	Assistant Coach	23-12	12-6	CollegInsider.com First Round
2010	Valparaiso	Assistant Coach	15-17	10-8	-
2009	Valparaiso	Assistant Coach	9-22	5-13	-
2008	Valparaiso	Assistant Coach	22-14	9-9	College Basketball Invite 2nd Rd.
2007	Valparaiso	Assistant Coach	16-15	9-5	-
2006	Valparaiso	Assistant Coach	17-12	8-8	-
2005	Valencia (Spain)	Player	38-14		Champions League Second Round
2004	New Orleans (NBA)	Player	41-41		East 1st round
2003	New Orleans (NBA)	Player	47-35		East 1st round
2002	Charlotte (NBA)	Player	44-38		East Semifinals
2001	Chicago (NBA)	Player	15-67		-
2000	Houston (NBA)	Player	34-48		-
1999	Houston (NBA)	Player	31-19		West 1st round
1998	Valparaiso	Player	23-10	13-3	NCAA Regional Semifinals
1997	Valparaiso	Player	24-7	13-3	NCAA First Round
1996	Valparaiso	Player	22-10	13-5	NCAA First Round
1995	Valparaiso	Player	20-8	14-4	-
Head Coach Totals			164-95	81-46	
Totals at Vanderbilt (Head Coach)			40-45	16-26	
Totals at Valparaiso (Head Coach)			124-49	65-19	
Totals at Valparaiso (Assistant)			102-92	53-49	
Totals at Valparaiso (playing)			89-35	53-15	
Totals as NBA Player			212-248		

3	Three-time Conference Coach of the Year
25	Averaged 25 wins a year in five years at Valparaiso
27	27th coach in Vanderbilt basketball history, and ninth of the modern era.
5	Postseason appearances as a head coach, including three in the NCAA Tournament and two in the NIT.
16	Coached 16 All-Conference honorees.
30	Won 30 games with Valparaiso in 2015-16.
2,142	Career points scored at Valparaiso - the 2nd most in the program's history. He is also the program's leader in 3-pointers made (364) and assists (626).
2	Two-time NABC District 12 Coach of the Year
6	Played six seasons in the NBA... Two with Houston, one with Chicago, and three with Charlotte/New Orleans
1,000	Scored over 1,000 points in his NBA career.
12	Played alongside 12 NBA All-Stars
3	Played with three players named among the Top 50 NBA Players of All Time - Charles Barkley, Hakeem Olajuwon, and Scottie Pippin
10	Recruited a consensus Top 10 recruiting class for the class of 2018.



**VANDERBILT
ATHLETIC COMMUNICATIONS**

INTERVIEW POLICY

Vanderbilt head coach Bryce Drew and selected Vanderbilt players will be available to the media before practice on a weekly basis during the non-conference season, and bi-weekly during the SEC season.

The times for those media sessions will be emailed to media members in advance of those pre-practice interviews.

Media may photograph the first 20 minutes of practice. All practices are closed to the public.

POSTGAME INTERVIEW POLICY

Vanderbilt head coach Bryce Drew will enter the Memorial Gym interview room after the NCAA-mandated 10-minute cooling off period, and after the visiting team makes an appearance in the interview room.

VUCOMMODORES.COM

The official website of Vanderbilt athletics, vucommo-
dore.com, includes pregame notes, season statistics,
videos of press conferences and meetings with the media,
live stats, twitter feeds, and streaming audio and video of
everything that is Commodore athletics.

@VANDYMBB

The official Twitter feed of Vanderbilt men's basketball,
follow the latest information and get breaking news on Com-
modore basketball.

VU QUICK FACTS

Location Nashville, Tenn.
Founded 1873
Conference Southeastern
Enrollment 6,738
Nickname Commodores
Colors Black and Gold
Home Arena Memorial Gymnasium (14,316)
Chancellor Nicholas Zeppos
Vice Chancellor David Williams II
Faculty Rep. Dr. Susan Wentz

Athletic Communications

Men's Basketball SID Andy Boggs
Media Relations Address 2601 Jess Neely Dr.
..... Nashville, TN 37212
Office Phone (615) 343-1847
E-Mail Andy.Boggs@Vanderbilt.edu

INS AND OUTS

Career Games Played			
Player	Games	Starts	Cons. Starts
Joe Toye	116	38	-
Matt Ryan	90	20	-
Clevon Brown	85	6	-
Yanni Wetzell	78	66	2
Matthew Moyer	54	25	2
Saben Lee	51	48	44
Maxwell Evans	47	15	-
Aaron Nesmith	19	6	6
Simisola Shittu	19	19	19
Darius Garland	5	5	-
Isaiah Rice	5	-	-
Mac Hunt	3	-	-

Double-Digit Scoring Games			
Player	Career (Record)	'18-19	Cons.
Saben Lee	30 (13-17)	13 (7-6)	3 (0-3)
Joe Toye	27 (15-12)	9 (6-3)	-
Matt Ryan	13	8 (6-2)	-
Simisola Shittu	14 (8-6)	14 (8-6)	-
Maxwell Evans	7 (4-3)	4 (2-2)	-
Aaron Nesmith	6 (3-3)	6 (3-3)	-
Darius Garland	3 (3-0)	3 (3-0)	-
Matthew Moyer	3 (3-0)	3 (3-0)	-
Clevon Brown	1 (1-0)	-	-
Yanni Wetzell	3 (3-0)	3 (3-0)	-

Double-Digit Rebounding Games			
Player	Career	'18-19	Cons.
Simisola Shittu	3 (2-1)	3 (2-1)	-
Aaron Nesmith	1 (1-0)	1 (1-0)	-

Double-Doubles			
Player	Career	'18-19	Cons.
Simisola Shittu	2 (2-1)	2 (2-1)	-
Aaron Nesmith	1 (1-0)	1 (1-0)	-

SEC PRESEASON POLL

Preseason Media Poll, Pts

1. Kentucky
2. Tennessee
3. Auburn
4. Mississippi State
5. Florida
6. LSU
7. Alabama
8. Vanderbilt
9. Missouri
10. Arkansas
11. South Carolina
12. Texas A&M
13. Georgia
14. Ole Miss

First Team All-SEC

- Daniel Gafford – Arkansas
- Reid Travis – Kentucky
- Tremont Waters – LSU
- Chris Silva – South Carolina
- Grant Williams – Tennessee

Second Team All-SEC

- Bryce Brown – Auburn
- Jared Harper – Auburn
- Jalen Hudson – Florida
- PJ Washington – Kentucky
- Quinnndary Weatherspoon – Mississippi State
- Jontay Porter – Missouri
- Admiral Schofield – Tennessee

SEC Player of the Year

- Grant Williams – Tennessee

2018-19 TRENDS

Winning Opening Tip	7-5
Losing Opening Tip	2-5
VU Scores First	6-4
Opponent Scores First	3-6
Leading at Halftime	9-2
Trailing at Halftime	0-8
Tied at Halftime	0-0
Leading with Five Minutes Remaining	9-1
Trailing with Five Minutes Remaining	0-8
Tied with Five Minutes Remaining	0-1
Leading with Two Minutes Remaining	9-1
Trailing with Two Minutes Remaining	0-8
Tied with Two Minutes Remaining	0-1
Overtime	0-1
Games Decided by Three Points or Less	0-2
Games Decided by 4-10 Points	2-4
Games Decided by 11-20 Points	3-4
Games Decided by 21-plus Points	4-1
VU Shoots 50% or Better	5-1
VU Shoots 40% or Better	4-3
VU Shoots Lower Than 40%	1-6
Opponent Shoots 50% or Better	0-2
Opponent Shoots 40% or Better	3-7
Opponent Shoots Lower Than 40%	6-0
VU Outshoots Opponent	8-4
VU Outshot by Opponent	1-6
Shoot Same Percentage	0-0
VU Scores 70 Points or More	6-3
VU Scores Less Than 70 Points	0-6
VU Scores 80 Points or More	4-1
VU Scores 90 Points or More	4-0
Opponent Scores 70 Points or More	5-3
Opponent Scores Less Than 70 Points	4-2
Opponent Scores 80 Points or More	1-5
Opponent Scores 90 Points or More	0-0
Makes More 3-Pointers Than Opponent	6-4
Makes Fewer 3-Pointers Than Opponent	3-4
3-Pointers are Equal	0-2
Outrebounds Opponent	7-3
Outrebounded by Opponent	2-7
Rebounds are Equal	0-0
Playing on National TV	2-8
Playing on Regional TV	0-0
Online Only	7-2
Playing on Weekday	6-4
Playing on Weekend	2-5
Game Tips Before 6 p.m. CT (afternoons)	2-4
Game Tips After 6 p.m. CT (evenings)	7-6
In White Uniforms	8-4
In Gold Uniforms	0-1
In Black Uniforms	1-5
In Grey Uniforms	0-0
In November	5-1
In December	3-2
In January	0-7
In February	0-0
In March	0-0
Home	8-5
Neutral	0-1
Away	1-4
Conferences	
vs. Non-Conference	9-3
ACC	0-1
ASUN	1-0
Big 12	0-2
Big South	2-0
C-USA	1-0
Mid-American	0-1
Mid-Eastern Athletic	1-0
Ohio Valley	1-0
Pac 12	2-0
SWAC	1-0
Vs. SEC	0-6
Lineups	
Garland, Lee, Ryan, Toye, Shittu	4-1
Brown, Lee, Ryan, Shittu, Toye	1-1
Lee, Moyer, Ryan, Shittu, Toye	2-1
Lee, Ryan, Shittu, Toye, Wetzell	2-1
Lee, Nesmith, Ryan, Shittu, Wetzell	0-1
Lee, Nesmith, Ryan, Shittu, Toye	0-3
Lee, Moyer, Nesmith, Shittu, Wetzell	0-2

2018-19 Roster

No.	Name	Pos.	Ht.	Wt.	Cl.-Yr	Hometown (Previous School)
0	Saben Lee	G	6-2	183	So. - 2nd	Phoenix, Ariz. (Corona Del Sol)
1	Yanni Wetzell	F/C	6-10	240	R-Jr. - 4th	Auckland, N.Z. (St. Mary's (Texas)/Westlake Boys)
2	Joe Toye	G/F	6-7	210	Sr. - 4th	Chicago, Ill. (Whitney Young)
3	Maxwell Evans	G	6-2	192	So. - 2nd	Houston, Texas (Bellaire)
11	Simisola Shittu	F/C	6-10	240	Fr. - 1st	Burlington, Ont. (Vermont Academy)
13	Matthew Moyer	F	6-8	217	R-So. - 3rd	Gahanna, Ohio (Syrcause/South Kent Prep/Lincoln)
14	Isaiah Rice	G	5-11	195	So. - 2nd	Indianapolis, Ind. (Park Tudor)
15	Clevon Brown	F	6-8	240	Jr. -3rd	San Antonio, Texas (Churchill)
24	Aaron Nesmith	F	6-6	213	Fr. - 1st	Charleston, S.C. (Porter Gaud)
30	Mac Hunt	G	6-6	182	Fr. - 1st	Chattanooga, Tenn. (McCallie)
32	Matt Ryan	F	6-8	215	R-Jr. - 4th	Cortlandt Manor, N.Y. (Notre Dame/Iona Prep)
50	Ejike Obinna	F/C	6-10	240	So. - 2nd	Enugu, Nigeria (Virginia Academy (Va.))

COACHING STAFF

Head Coach..... **Bryce Drew** (Valparaiso, 1998) - 3rd
 Associate Head Coach..... **Roger Powell** (Illinois, 2005) - 3rd
 Assistant Coach..... **Jake Diebler** (Valparaiso, 2009) - 3rd
 Assistant Coach..... **Casey Shaw** (Toledo, 1998) - 3rd
 Director of Scouting..... **Luke Simons** (Purdue, 2005) - 3rd
 Director of Operations..... **Matt Olinger** (Liberty, 2007) - 3rd

SUPPORT STAFF

Athletic Communications Dir. **Andy Boggs** (Florida State, 1998)
 Academic Support... **Max Maurice Martin** (South Carolina St., 1991)
 Athletic Trainer..... **Brandon Wells** (UW-Stevens Point, 2007)
 Strength and Conditioning..... **Jeremy Anderson** (Liberty, 2011)

PRONUNCIATION GUIDE

Clevon Brown..... **CLEE-von**
 Jake Diebler..... **DEEB-ler**
 Aaron Nesmith..... **NEE-smith**
 Ejike Obinna..... **EH-Je-KAY Oh-Bean-a**
 Simisola Shittu..... **SIMI-sola Shi-TU**
 Joe Toye..... **TOY**

ROSTER BY CLASS

Seniors (1)

Joe Toye Chicago, Ill.

Juniors (3)

Clevon Brown..... San Antonio, Texas
Matt Ryan..... Cortlandt Manor, N.Y.
Yanni Wetzell Auckland, N.Z.

Sophomores (5)

Maxwell Evans Houston, Texas
Saben Lee..... Phoenix, Ariz.
Matthew Moyer Gahanna, Ohio
Ejike Obinna Enugu, Nigeria
Isaiah Rice Indianapolis, Ind.

Freshman (3)

Mac Hunt..... Chattanooga, Tenn.
Aaron Nesmith Charleston, S.C.
Simisola Shittu..... Burlington, Ont.

MEMORIAL MAGIC - THE HOME TO VANDERBILT HOOPS SINCE 1952

HISTORIC MEMORIAL GYMNASIUM IN 67TH SEASON

Storied Memorial Gymnasium is in its 67th season as the host venue of Vanderbilt basketball. The SEC's most historic hoops setting has played host to more than 950 men's contests as well as the 1984 and 1991 SEC Tournaments and 40 men's and women's NCAA Tournament contests (since the early 1980s).

As the oldest gymnasium in the SEC, Memorial Gymnasium is renowned for its end zone benches, raised floor and unique atmosphere. It was dedicated in 1952 as a memorial to all Vanderbilt men and women who served in World War II. It was built by the late master architect Edwin Keeble, who was commissioned to build a combination gymnasium/concert hall.

.778	All-time winning percentage at Memorial Gym (802-231).
.887	Winning percentage against non-conference opponents since 1990 (220-28).
6	Undefeated seasons at home.

Winningest Coaches at Memorial Gymnasium

Coach	Yrs	Record
1. Kevin Stallings (2000-16)	17	226-65
2. Roy Skinner (1959, 1962-76)	16	181-41
3. Bob Polk (1948-58, 1960-61)	8	96-15
4. C.M. Newton (1982-89)	8	91-37
5. Jan van Breda Kolff (1994-99)	6	75-20
6. Eddie Fogler (1990-93)	4	54-12

Coach Drew at Memorial Gymnasium

Coach	Yr	Record
Bryce Drew	2016-17	11-5
	2017-18	11-7
	2018-19	8-5
	Total	28-17

ANNUAL ATTENDANCE FIGURES

Year	All Games	Attendance	Average	NCAA Rank	SEC Games	SEC Attendance	Average
2018-19	13	121,752	9,366	-	4	42,708	10,677
2017-18	18	165,131	9,174	46	9	89,065	9,896
2016-17	16	154,169	9,636	45	9	92,645	10,294
2015-16	16	178,167	11,135	36	9	107,318	11,924
2014-15	19	168,377	8,862	51	9	88,830	9,870
2013-14	16	152,539	9,534	45	9	92,455	10,273
2012-13	15	159,557	10,637	36	9	100,986	11,221
2011-12	18	246,561	13,698	18	8	112,368	14,046
2010-11	17	234,632	13,802	18	8	114,346	14,293
2009-10	16	217,965	13,623	21	8	113,539	14,192
2008-09	17	225,686	13,276	25	8	112,833	14,104
2007-08	19	254,954	13,418	22	8	113,713	14,214
2006-07	17	204,511	12,030	31	8	109,043	13,630
2005-06	16	195,159	12,197	24	8	108,258	13,532
2004-05 [^]	19	191,678	10,088	43	8	105,357	13,170
2003-04	17	192,301	11,312	33	8	106,990	13,374
2002-03	16	153,123	9,570	46	8	96,906	12,113
2001-02	17	150,325	8,843	50	8	93,873	11,734
2000-01	19	186,468	9,814	45	8	102,055	12,757
1999-00*	18	197,770	10,987	30	8	106,741	13,343
1998-99	16	192,538	12,034	26	8	106,128	13,266
1997-98	16	213,974	13,373	21	8	117,819	14,727
1996-97	16	207,771	12,986	25	8	120,214	15,027
1995-96	18	226,354	12,575	28	8	112,996	14,125
1994-95	13	183,042	14,080	17	8	118,932	14,867
1993-94	16	223,997	14,000	15	8	121,345	15,168
1992-93	14	212,156	15,154	11	8	122,536	15,317
1991-92	17	210,585	12,387	29	8	115,104	14,388
1990-91	16	214,638	13,415	19	9	133,482	14,831
1989-90	19	259,992	13,684	18	9	136,136	15,126
1988-89	15	224,657	14,977	13	9	137,212	15,246
1987-88	16	223,747	13,984	14	9	138,393	15,377
1986-87	17	226,343	13,314	14	9	130,854	14,539
1985-86	15	200,806	13,387	14	9	128,059	14,229
1984-85	16	194,390	12,149	17	9	122,514	13,613
1983-84	18	249,292	13,850	10	9	135,546	15,050
1982-83	17	237,584	13,976	9	9	135,418	15,046
1981-82	14	202,225	14,445	9	9	131,699	14,633
1980-81	15	227,478	15,165	9	9	136,436	15,160
1979-80	15	228,029	15,202	5	9	138,754	15,417
1978-79	14	215,330	15,380	5	9	139,930	15,547
1977-78	14	207,375	14,813	5	9	134,232	14,915
1976-77	15	211,966	14,131	4	9	149,108	16,568
1975-76	13	180,901	13,915	-	9	135,375	15,042
1974-75	12	178,527	14,877	-	9	134,304	14,923
1973-74	12	182,728	15,227	-	9	140,252	15,584
1972-73	12	173,567	14,464	-	9	131,193	14,577
1971-72	12	156,778	13,065	-	9	120,172	13,352
1970-71	12	170,634	14,220	-	9	130,260	14,473
1969-70	12	176,763	14,730	-	9	135,745	14,861
1968-69	12	126,896	10,575	-	9	95,300	10,589
1967-68	12	129,722	10,810	-	9	96,274	10,697
1966-67	12	105,492	8,791	-	9	79,173	8,797
1965-66	12	106,022	8,835	-	9	62,368	8,910
1964-65	12	98,821	8,235	-	9	65,712	8,214
1963-64	12	84,827	7,069	-	6	35,684	5,947
1962-63	12	75,261	6,272	-	6	46,183	6,598
1961-62	13	73,640	5,665	-	8	47,357	5,920
1960-61	13	74,187	5,707	-	7	45,549	6,507
1959-60	14	76,199	5,443	-	8	46,064	5,758

[^] First year capacity increased from 14,168 to 14,316; * First year capacity decreased from 15,311 to 14,168

**VANDERBILT BASKETBALL
QUICK HITTERS**

- This is the 116th year of Vanderbilt basketball, with the first season taking place in 1900-01. There were no teams in 1904-05 and 1905-06.
- The Commodores have been named to 15 NCAA Tournaments and 12 NIT's. Vanderbilt advanced to the Elite 8 in 1965 (field of 23), and the Sweet 16 in 1988, 1993, 2004, and 2007. The Commodores captured the NIT Championship in 1990 and finished runner-up in 1994.
- The Commodores are a charter member of the SEC, with the 2018-19 season being the 86th year in the conference.
- Vanderbilt is the only private institution in the SEC with the lowest enrollment of any of the 14 schools (6,738).
- Vanderbilt's Perry Wallace became the first African-American scholarship basketball player in the SEC when he took the court in 1967.
- The Commodores have 48 career 1,000-point scorers, with Shan Foster (2004-08) the all-time leading scorer with 2,011 career points.
- Vanderbilt has had 12 All-Americans since 1950. They are: Billy Joe Adcock (1950), Clyde Lee (1965), Tom Hagan (1969), Jan van Breda Kolff (1974), Will Perdue (1988), Billy McCaffrey (1993), Dan Langhi (2000), Matt Freije (2004), Derrick Byars (2007), Shan Foster (2008), and John Jenkins (2011).
- Vanderbilt had two players selected in the 2016 NBA Draft - Wade Baldwin IV, Memphis, 17th pick and Damian Jones, Golden State 30th pick - one of only three schools with two or more players drafted in the first round. In all, 37 Vanderbilt players have been selected in the NBA Draft since 1950.
- The Commodores had three players drafted in the first 31 picks of the 2012 NBA Draft - John Jenkins, Atlanta, 23rd pick, Festus Ezeli, Golden State, 30th pick, Jeffery Taylor, Charlotte, 31st pick - the most by the Commodores in one draft.
- The Commodores ended a 61-year SEC Tournament drought in 2012 by claiming the tournament championship in New Orleans, the team's first SEC tournament championship since 1951.
- Kevin Stallings is the winningest coach in Vanderbilt history with 322 total victories (17 years, 322-220).
- All three of the university's top all-time scorers played for Kevin Stallings (Foster, Jeffery Taylor, Matt Freije). John Jenkins, who is 10th on the list, also played for him.
- Vanderbilt's intercollegiate athletics teams are nicknamed the Commodores, in honor of the nickname given to founder Cornelius Vanderbilt, who made his fortune in shipping. Vanderbilt donated \$1 million to begin "Central University" in 1875 - the campus was later renamed for Cornelius because of his generosity. Cornelius never stepped foot on the campus that bears his namesake.

SEC STANDINGS AND STATS

	Conference				Overall					
	W-L	Pct.	H	A	W-L	Pct.	H	A	N	Strk
LSU	6-0	1.000	3-0	3-0	16-3	.842	11-0	3-1	2-2	W9
Tennessee	6-0	1.000	3-0	3-0	18-1	.944	11-0	4-0	2-1	W13
Kentucky	5-1	.833	3-0	2-1	16-3	.842	12-0	3-1	1-2	W6
South Carolina	5-1	.833	3-0	2-1	10-9	.526	7-4	2-4	1-1	L1
Ole Miss	4-2	.667	2-1	2-1	14-5	.737	8-2	3-2	3-1	L2
Alabama	3-3	.500	2-1	1-2	12-7	.632	8-2	2-4	2-1	L1
Florida	3-3	.500	1-2	2-1	11-8	.579	6-3	2-3	3-2	L1
Mississippi State	3-3	.500	2-1	1-2	15-4	.790	10-1	2-2	3-1	W1
Arkansas	2-4	.333	1-2	1-2	11-8	.579	8-4	2-3	1-1	L1
Auburn	2-4	.333	1-1	1-3	13-6	.684	9-1	2-4	2-1	L3
Georgia	1-5	.167	1-2	0-3	10-9	.526	8-3	1-4	1-2	W1
Missouri	1-5	.167	0-3	1-2	10-8	.556	6-4	1-3	3-1	L2
Texas A&M	1-5	.167	0-3	1-2	8-10	.444	6-5	2-3	0-2	W1
Vanderbilt	0-6	.000	0-4	0-2	9-10	.474	8-5	1-3	0-2	L7

Statistic	National Rank	Conference Rank	Value
3-pt Field Goal Attempts (351 ranked)	193	4	442
Assist Turnover Ratio (351 ranked)	239	10	0.94
Assists Per Game (351 ranked)	250	13	12.6
Blocked Shots Per Game (351 ranked)	73	12	4.3
Defensive Rebounds per Game (351 ranked)	72	3	26.95
Fewest Fouls (351 ranked)	78	6	336
Fewest Turnovers (351 ranked)	125	7	256
Field-Goal Percentage (351 ranked)	187	10	44.5
Field-Goal Percentage Defense (351 ranked)	116	10	42.5
Free Throw Attempts (351 ranked)	36	1	480
Free Throws Made (351 ranked)	51	4	331
Free-Throw Percentage (351 ranked)	216	10	69.0
Offensive Rebounds Per Game (351 ranked)	166	13	10.26
Personal Fouls Per Game (351 ranked)	142	6	17.7
Rebound Margin (351 ranked)	145	10	1.7
Scoring Defense (351 ranked)	218	11	72.7
Scoring Margin (351 ranked)	164	10	3.1
Scoring Offense (351 ranked)	118	9	75.8
Steals Per Game (351 ranked)	313	12	4.9
Three PT FG Defense (351 ranked)	50	1	31.0
Three-Point Field Goals Per Game (351 ranked)	181	6	7.7
Three-Point Field-Goal Percentage (351 ranked)	224	11	33.3
Total 3-point FGM (351 ranked)	214	6	147
Total Assists (351 ranked)	288	12	240
Total Blocks (351 ranked)	95	12	81
Total Rebounds (351 ranked)	218	8	707
Total Rebounds Per Game (351 ranked)	102	9	37.21
Total Steals (350 ranked)	329	12	93
Turnover Margin (345 ranked)	288	12	-1.6
Turnovers Forced (351 ranked)	297	13	11.89
Turnovers Per Game (351 ranked)	196	7	13.5
Won-Lost Percentage (351 ranked)	208	13	47.4

Statistic	Player	National Rank	Conference Rank	Value
3-pt Field Goal Attempts (250 ranked)	Matt Ryan	233	7	116
Assist Turnover Ratio (250 ranked)				
Assists Per Game (249 ranked)	Saben Lee	201	8	3.7
Blocked Shots Per Game (232 ranked)	Clevon Brown	168	18	1.16
Defensive Rebounds per Game (250 ranked)	Simisola Shittu	117	5	5.63
Double Doubles (196 ranked)	Simisola Shittu	196	9	3
Field-Goal Percentage (250 ranked)				
Free Throw Attempts (250 ranked)	Saben Lee	31	2	140
Free Throws Made (243 ranked)	Simisola Shittu	150	6	101
Free-Throw Percentage (250 ranked)	Saben Lee	47	2	98
Minutes Per Game (250 ranked)				
Offensive Rebounds Per Game (248 ranked)				
Points Per Game (248 ranked)				
Rebounds Per Game (250 ranked)	Simisola Shittu	168	8	7.3
Steals Per Game (246 ranked)				
Three-Point Field Goals Per Game (250 ranked)	Matt Ryan	245	8	2.16
Three-Point Field-Goal Percentage (133 ranked)				
Total 3-point FGM (240 ranked)				
Total Assists (249 ranked)	Saben Lee	235	8	70
Total Blocks (223 ranked)	Clevon Brown	189	18	22
Total Field Goal Attempts (247 ranked)				
Total Field Goals Made (249 ranked)				
Total Minutes (250 ranked)				
Total Points (250 ranked)				
Total Rebounds (245 ranked)	Simisola Shittu	198	8	139
Total Steals (240 ranked)				
Triple Doubles (2 ranked)				

Vanderbilt Combined Overall Statistics



2018-19 Vanderbilt Basketball Vanderbilt Combined Team Statistics (as of Jan 26, 2019) All games



RECORD:	OVERALL	HOME	AWAY	NEUTRAL
ALL GAMES	9-10	8-5	1-4	0-1
CONFERENCE	0-6	0-4	0-2	0-0
NON-CONFERENCE	9-4	8-1	1-2	0-1

#	Player	gp-gs	min	avg	Total		3-Point		F-Throw		Rebounds				pf	dq	a	to	blk	stl	pts	avg
					fg-fga	fg%	3fg-fga	3fg%	ft-fa	ft%	off	def	tot	avg								
10	GARLAND, Darius	5-5	139	27.8	29-54	.537	11-23	.478	12-16	.750	2	17	19	3.8	7	0	13	15	2	4	81	16.2
00	LEE, Saben	19-19	578	30.4	73-160	.456	11-33	.333	98-140	.700	9	60	69	3.6	36	0	70	48	3	19	255	13.4
11	SHITTU, Simisola	19-19	537	28.3	92-189	.487	1-17	.059	64-101	.634	32	107	139	7.3	46	1	40	52	12	13	249	13.1
24	NESMITH, Aaron	19-6	496	26.1	64-148	.432	32-89	.360	29-38	.763	21	87	108	5.7	58	2	25	21	12	14	189	9.9
32	RYAN, Matt	19-17	456	24.0	57-149	.383	41-116	.353	19-25	.760	9	42	51	2.7	35	0	21	17	3	5	174	9.2
02	TOYE, Joe	19-16	478	25.2	55-132	.417	25-75	.333	34-47	.723	15	45	60	3.2	36	0	13	21	7	12	169	8.9
01	WETZELL, Yanni	19-6	334	17.6	33-74	.446	5-21	.238	29-40	.725	17	45	62	3.3	39	2	8	29	9	11	100	5.3
03	EVANS, Maxwell	18-0	256	14.2	27-64	.422	10-31	.323	22-35	.629	12	22	34	1.9	15	0	25	18	1	5	86	4.8
13	MOYER, Matthew	17-5	269	15.8	25-61	.410	9-30	.300	19-26	.731	26	29	55	3.2	30	0	12	15	10	5	78	4.6
15	BROWN, Clevon	19-2	271	14.3	24-48	.500	1-6	.167	5-12	.417	24	23	47	2.5	33	1	12	12	22	5	54	2.8
30	HUNT, Mac	3-0	5	1.7	2-2	1.000	1-1	1.000	0-0	.000	0	0	0	0.0	0	0	1	0	0	0	5	1.7
14	RICE, Isaiah	3-0	5	1.7	0-0	.000	0-0	.000	0-0	.000	0	0	0	0.0	0	0	0	1	0	0	0	0.0
Team											28	35	63		1		7					
Total.....		19	3824		481-1081	.445	147-442	.333	331-480	.690	195	512	707	37.2	336	6	240	256	81	93	1440	75.8
Opponents.....		19	3825		493-1161	.425	127-410	.310	268-375	.715	201	473	674	35.5	386	-	221	226	67	117	1381	72.7

TEAM STATISTICS	VU	OPP	Date	Opponent	Score	Att.
SCORING	1440	1381	11/06/18	WINTHROP	w 92-79	8387
Points per game	75.8	72.7	11/11/18	at Southern California	w 82-78	3804
Scoring margin	+3.1	-	11/16/18	ALCORN STATE	w 79-54	9193
FIELD GOALS-ATT	481-1081	493-1161	11/19/18	LIBERTY	w 79-70	8493
Field goal pct	.445	.425	11/23/18	KENT STATE	L 75-77	9061
3 POINT FG-ATT	147-442	127-410	11/27/18	SAVANNAH STATE	w 120-85	8271
3-point FG pct	.333	.310	+ 12/01/18	vs NC State	L 65-80	5749
3-pt FG made per game	7.7	6.7	12/05/18	MIDDLE TENNESSEE	w 79-51	8513
FREE THROWS-ATT	331-480	268-375	12/17/18	ARIZONA STATE	w 81-65	9271
Free throw pct	.690	.715	12/22/18	at Kansas State	L 58-69	14062
F-Throws made per game	17.4	14.1	12/29/18	TENNESSEE STATE	w 95-76	9505
REBOUNDS	707	674	12/31/18	UNC ASHEVILLE	w 90-59	8350
Rebounds per game	37.2	35.5	* 01/05/19	OLE MISS	L 71-81	10422
Rebounding margin	+1.7	-	* 01/09/19	at Georgia	L 63-82	9429
ASSISTS	240	221	* 01/12/19	at Kentucky	L 47-56	22504
Assists per game	12.6	11.6	* 01/16/19	SOUTH CAROLINA	L 71-74	8400
TURNOVERS	256	226	* 01/19/19	MISSISSIPPI STATE	L 55-71	9570
Turnovers per game	13.5	11.9	* 01/23/19	TENNESSEE	Lot 83-88	14316
Turnover margin	-1.6	-	01/26/19	at Oklahoma	L 55-86	8848
Assist/turnover ratio	0.9	1.0				
STEALS	93	117				
Steals per game	4.9	6.2				
BLOCKS	81	67				
Blocks per game	4.3	3.5				
ATTENDANCE	121752	64396				
Home games-Avg/Game	13-9366	5-11729				
Neutral site-Avg/Game	-	1-5749				

+ = 2018 Air Force Reserve Hoophall Invitational presented by Citi, Miami, Fla.
* = Conference game

Score by Periods	1st	2nd	OT	Totals
Vanderbilt	693	740	7	1440
Opponents	650	719	12	1381

Vanderbilt Combined SEC Overall Statistics



2018-19 Vanderbilt Basketball Vanderbilt Combined Team Statistics (as of Jan 23, 2019) Conference games only



RECORD:	OVERALL	HOME	AWAY	NEUTRAL
ALL GAMES	0-6	0-4	0-2	0-0
CONFERENCE	0-6	0-4	0-2	0-0
NON-CONFERENCE	0-0	0-0	0-0	0-0

#	Player	gp-gs	min	avg	Total		3-Point		F-Throw		Rebounds				pf	dq	a	to	blk	stl	pts	avg
					fg-fga	fg%	3fg-fga	3fg%	ft-fga	ft%	off	def	tot	avg								
24	NESMITH, Aaron	6-5	194	32.3	31-69	.449	15-40	.375	9-13	.692	12	20	32	5.3	21	1	4	8	4	5	86	14.3
00	LEE, Saben	6-6	211	35.2	22-59	.373	5-10	.500	32-52	.615	2	19	21	3.5	13	0	22	12	1	5	81	13.5
11	SHITTU, Simisola	6-6	177	29.5	26-58	.448	1-4	.250	16-34	.471	11	31	42	7.0	13	0	14	15	3	4	69	11.5
02	TOYE, Joe	6-4	163	27.2	14-40	.350	5-21	.238	6-9	.667	5	11	16	2.7	11	0	4	4	1	1	39	6.5
32	RYAN, Matt	6-5	128	21.3	12-37	.324	10-32	.313	2-3	.667	0	5	5	0.8	14	0	3	4	1	4	36	6.0
13	MOYER, Matthew	6-1	100	16.7	9-19	.474	2-8	.250	9-12	.750	4	12	16	2.7	12	0	1	7	3	3	29	4.8
01	WETZELL, Yanni	6-3	116	19.3	10-24	.417	1-6	.167	7-12	.583	8	13	21	3.5	17	2	3	10	2	3	28	4.7
03	EVANS, Maxwell	6-0	69	11.5	3-11	.273	2-8	.250	3-4	.750	0	6	6	1.0	6	0	6	8	0	3	11	1.8
15	BROWN, Clevon	6-0	67	11.2	5-13	.385	0-2	.000	1-1	1.000	4	6	10	1.7	9	1	5	4	2	1	11	1.8
Team												13	6	19		1		4				
Total.....		6	1225		132-330	.400	41-131	.313	85-140	.607	59	129	188	31.3	117	4	62	76	17	29	390	65.0
Opponents.....		6	1225		153-329	.465	34-117	.291	112-140	.800	59	163	222	37.0	120	-	76	68	38	28	452	75.3

TEAM STATISTICS	VU	OPP	Date	Opponent	Score	Att.
SCORING	390	452	* 01/05/19	OLE MISS	L 71-81	10422
Points per game	65.0	75.3	* 01/09/19	at Georgia	L 63-82	9429
Scoring margin	-10.3	-	* 01/12/19	at Kentucky	L 47-56	22504
FIELD GOALS-ATT	132-330	153-329	* 01/16/19	SOUTH CAROLINA	L 71-74	8400
Field goal pct	.400	.465	* 01/19/19	MISSISSIPPI STATE	L 55-71	9570
3 POINT FG-ATT	41-131	34-117	* 01/23/19	TENNESSEE	Lot 83-88	14316
3-point FG pct	.313	.291	+ = 2018 Air Force Reserve Hoophall Invitational presented by Citi, Miami, Fla.			
3-pt FG made per game	6.8	5.7	* = Conference game			
FREE THROWS-ATT	85-140	112-140				
Free throw pct	.607	.800				
F-Throws made per game	14.2	18.7				
REBOUNDS	188	222				
Rebounds per game	31.3	37.0				
Rebounding margin	-5.7	-				
ASSISTS	62	76				
Assists per game	10.3	12.7				
TURNOVERS	76	68				
Turnovers per game	12.7	11.3				
Turnover margin	-1.3	-				
Assist/turnover ratio	0.8	1.1				
STEALS	29	28				
Steals per game	4.8	4.7				
BLOCKS	17	38				
Blocks per game	2.8	6.3				
ATTENDANCE	42708	31933				
Home games-Avg/Game	4-10677	2-15966				
Neutral site-Avg/Game	-	0-0				

Score by Periods	1st	2nd	OT	Totals
Vanderbilt	198	185	7	390
Opponents	199	241	12	452

Vanderbilt Points-Rebounds-Assists



2018-19 Vanderbilt Basketball
 Vanderbilt Points-Rebounds-Assists (as of Jan 26, 2019)
 All games

Opponent	Date	Score	00		01		02		03		11		13		14	
			LEE,SABEN	WETZELL,YA	TOYE,JOE	EVANS,MAXW	SHITTU,SIM	MOYER,MATT	RICE,ISAIA							
WINTHROP	11/06/18	92-79	w	12-6-5	0-0-0	12-6-3	0-0-0	18-10-1	DNP	DNP						
at Southern California	11/11/18	82-78	w	9-2-3	2-1-0	16-9-1	0-0-0	14-15-3	DNP	DNP						
ALCORN STATE	11/16/18	79-54	w	10-2-6	2-1-0	14-4-0	4-1-0	20-6-0	5-8-2	DNP						
LIBERTY	11/19/18	79-70	w	17-3-2	0-0-0	4-2-1	DNP	8-8-0	5-5-1	DNP						
KENT STATE	11/23/18	75-77	L	13-5-5	2-2-0	15-6-1	8-4-1	20-8-3	2-3-1	DNP						
SAVANNAH STATE	11/27/18	120-85	w	11-4-4	15-7-2	13-2-1	16-4-3	17-3-5	10-6-5	0-0-0						
vs NC State	12/01/18	65-80	L	15-1-3	2-3-0	1-1-0	10-3-1	15-6-2	0-4-0	DNP						
MIDDLE TENNESSEE	12/05/18	79-51	w	7-4-3	5-3-1	6-3-0	9-4-3	15-6-0	14-2-1	0-0-0						
ARIZONA STATE	12/17/18	81-65	w	14-5-3	12-5-1	11-2-0	8-4-3	9-7-4	0-0-0	DNP						
at Kansas State	12/22/18	58-69	L	8-2-4	8-9-0	11-2-2	5-2-2	10-7-2	0-1-0	DNP						
TENNESSEE STATE	12/29/18	95-76	w	23-4-3	4-0-0	18-3-0	10-2-4	10-8-1	10-4-0	DNP						
UNC ASHEVILLE	12/31/18	90-59	w	11-2-4	16-6-1	9-2-0	5-3-1	17-9-4	3-3-1	0-0-0						
OLE MISS	01/05/19	71-81	L	9-5-5	7-3-0	12-7-1	0-0-1	21-9-3	1-2-1	DNP						
at Georgia	01/09/19	63-82	L	12-2-2	8-5-0	6-0-1	10-4-1	10-14-3	5-1-0	DNP						
at Kentucky	01/12/19	47-56	L	9-1-2	0-0-0	9-6-1	0-1-2	8-5-0	7-1-0	DNP						
SOUTH CAROLINA	01/16/19	71-74	L	17-3-3	2-6-1	0-2-0	0-0-1	13-3-2	8-4-0	DNP						
MISSISSIPPI STATE	01/19/19	55-71	L	13-6-3	7-4-0	7-1-1	1-0-0	7-5-2	6-4-0	DNP						
TENNESSEE	01/23/19	83-88	L	21-4-7	4-3-2	5-0-0	0-1-1	10-6-4	2-4-0	DNP						
at Oklahoma	01/26/19	55-86	L	24-8-3	4-4-0	0-2-0	0-1-1	7-4-1	0-3-0	DNP						

Opponent	Date	Score	15		24		30		32	
			BROWN,CLEV	NESMITH,AA	HUNT,MAC	RYAN,MATT				
WINTHROP	11/06/18	92-79	w	6-6-0	4-2-1	DNP	16-2-1			
at Southern California	11/11/18	82-78	w	8-4-0	10-4-4	DNP	4-5-2			
ALCORN STATE	11/16/18	79-54	w	2-4-1	7-7-1	DNP	12-2-4			
LIBERTY	11/19/18	79-70	w	0-1-1	2-4-0	DNP	10-7-0			
KENT STATE	11/23/18	75-77	L	0-3-0	5-6-2	DNP	8-5-2			
SAVANNAH STATE	11/27/18	120-85	w	4-1-0	20-13-3	3-0-1	11-3-3			
vs NC State	12/01/18	65-80	L	4-2-2	9-5-1	DNP	9-5-0			
MIDDLE TENNESSEE	12/05/18	79-51	w	5-2-1	9-8-2	0-0-0	9-0-2			
ARIZONA STATE	12/17/18	81-65	w	3-2-0	13-5-1	DNP	11-1-1			
at Kansas State	12/22/18	58-69	L	2-1-0	0-5-1	DNP	14-4-0			
TENNESSEE STATE	12/29/18	95-76	w	3-6-1	9-5-2	DNP	8-3-0			
UNC ASHEVILLE	12/31/18	90-59	w	2-3-0	6-7-3	2-0-0	19-4-2			
OLE MISS	01/05/19	71-81	L	4-2-0	8-3-1	DNP	9-0-1			
at Georgia	01/09/19	63-82	L	0-1-0	9-8-0	DNP	3-1-1			
at Kentucky	01/12/19	47-56	L	0-0-0	11-5-1	DNP	3-1-0			
SOUTH CAROLINA	01/16/19	71-74	L	2-3-4	23-4-1	DNP	6-0-0			
MISSISSIPPI STATE	01/19/19	55-71	L	0-3-0	11-6-0	DNP	3-1-0			
TENNESSEE	01/23/19	83-88	L	5-1-1	24-6-1	DNP	12-2-1			
at Oklahoma	01/26/19	55-86	L	4-2-1	9-5-0	DNP	7-5-1			

Vanderbilt Team Statistics

Opponent	Date	Score	Total		3-Pointers		Free throws		Rebounds				pf	a	t/o	blk	stl	pts	avg	
			fg-fga	pct	3fg-fga	pct	ft-fa	pct	off	def	tot	avg								
WINTHROP	11/06/18	92-79	W	34-63	.540	10-30	.333	14-20	.700	5	30	35	35.0	19	15	11	7	4	92	92.0
at Southern California	11/11/18	82-78	W	27-71	.380	9-26	.346	19-30	.633	19	30	49	42.0	20	14	14	1	7	82	87.0
ALCORN STATE	11/16/18	79-54	W	29-64	.453	8-26	.308	13-17	.765	9	34	43	42.3	11	18	11	7	4	79	84.3
LIBERTY	11/19/18	79-70	W	26-52	.500	9-18	.500	18-28	.643	10	29	39	41.5	16	9	15	4	6	79	83.0
KENT STATE	11/23/18	75-77	L	27-58	.466	5-18	.278	16-27	.593	15	29	44	42.0	18	15	15	2	2	75	81.4
SAVANNAH STATE	11/27/18	120-85	W	42-67	.627	15-30	.500	21-25	.840	12	37	49	43.2	12	27	20	10	9	120	87.8
vs NC State	12/01/18	65-80	L	22-56	.393	3-22	.136	18-30	.600	12	21	33	41.7	21	9	12	7	4	65	84.6
MIDDLE TENNESSEE	12/05/18	79-51	W	26-55	.473	9-21	.429	18-19	.947	10	28	38	41.2	16	13	13	5	7	79	83.9
ARIZONA STATE	12/17/18	81-65	W	24-55	.436	12-28	.429	21-29	.724	7	32	39	41.0	18	13	10	4	3	81	83.6
at Kansas State	12/22/18	58-69	L	15-47	.319	7-25	.280	21-27	.778	6	29	35	40.4	22	11	15	2	2	58	81.0
TENNESSEE STATE	12/29/18	95-76	W	29-58	.500	9-27	.333	28-36	.778	7	33	40	40.4	18	11	9	5	5	95	82.3
UNC ASHEVILLE	12/31/18	90-59	W	27-48	.563	5-19	.263	31-40	.775	14	27	41	40.4	15	16	13	7	4	90	82.9
OLE MISS	01/05/19	71-81	L	24-60	.400	6-20	.300	17-29	.586	13	22	35	40.0	16	13	10	5	7	71	82.0
at Georgia	01/09/19	63-82	L	23-70	.329	6-25	.240	11-15	.733	18	23	41	40.1	21	8	10	2	8	63	80.6
at Kentucky	01/12/19	47-56	L	17-47	.362	7-25	.280	6-12	.500	7	14	21	38.8	14	6	12	4	4	47	78.4
SOUTH CAROLINA	01/16/19	71-74	L	20-44	.455	7-21	.333	24-37	.649	7	21	28	38.1	26	12	15	1	2	71	77.9
MISSISSIPPI STATE	01/19/19	55-71	L	18-49	.367	5-19	.263	14-26	.538	7	23	30	37.6	11	6	14	2	3	55	76.6
TENNESSEE	01/23/19	83-88	Lot	30-60	.500	10-21	.476	13-21	.619	7	26	33	37.4	29	17	15	3	5	83	76.9
at Oklahoma	01/26/19	55-86	L	21-57	.368	5-21	.238	8-12	.667	10	24	34	37.2	13	7	22	3	7	55	75.8
Vanderbilt		1440		481-1081	.445	147-442	.333	331-480	.690	195	512	707	37.2	336	240	256	81	93	1440	75.8
Opponents		1381		493-1161	.425	127-410	.310	268-375	.715	201	473	674	35.5	386	221	226	67	117	1381	72.7

Opponent Team Statistics

Opponent	Date	Score	Total		3-Pointers		Free throws		Rebounds				pf	a	t/o	blk	stl	pts	avg	
			fg-fga	pct	3fg-fga	pct	ft-fa	pct	off	def	tot	avg								
WINTHROP	11/06/18	92-79	W	29-68	.426	5-24	.208	16-24	.667	13	28	41	41.0	19	10	13	0	4	79	79.0
at Southern California	11/11/18	82-78	W	32-81	.395	4-19	.211	10-18	.556	21	26	47	44.0	26	9	11	5	8	78	78.5
ALCORN STATE	11/16/18	79-54	W	21-66	.318	6-22	.273	6-9	.667	12	27	39	42.3	18	9	14	0	8	54	70.3
LIBERTY	11/19/18	79-70	W	27-62	.435	7-26	.269	9-16	.563	7	22	29	39.0	21	9	11	3	8	70	70.2
KENT STATE	11/23/18	75-77	L	25-56	.446	12-24	.500	15-20	.750	4	20	24	36.0	20	15	8	5	13	77	71.6
SAVANNAH STATE	11/27/18	120-85	W	30-75	.400	16-43	.372	9-14	.643	11	16	27	34.5	18	15	19	2	12	85	73.8
vs NC State	12/01/18	65-80	L	30-64	.469	5-15	.333	15-22	.682	17	29	46	36.1	24	16	12	0	3	80	74.7
MIDDLE TENNESSEE	12/05/18	79-51	W	20-56	.357	2-14	.143	9-19	.474	14	18	32	35.6	19	8	14	4	3	51	71.8
ARIZONA STATE	12/17/18	81-65	W	21-65	.323	7-24	.292	16-20	.800	13	29	42	36.3	19	9	10	1	4	65	71.0
at Kansas State	12/22/18	58-69	L	24-58	.414	5-17	.294	16-27	.593	7	27	34	36.1	19	13	7	2	7	69	70.8
TENNESSEE STATE	12/29/18	95-76	W	24-63	.381	10-23	.435	18-26	.692	10	25	35	36.0	23	10	11	3	4	76	71.3
UNC ASHEVILLE	12/31/18	90-59	W	21-53	.396	7-19	.368	10-11	.909	6	14	20	34.7	27	7	16	0	4	59	70.2
OLE MISS	01/05/19	71-81	L	28-57	.491	6-18	.333	19-22	.864	8	28	36	34.8	21	15	12	6	6	81	71.1
at Georgia	01/09/19	63-82	L	28-60	.467	9-26	.346	17-23	.739	12	31	43	35.4	14	13	12	12	4	82	71.9
at Kentucky	01/12/19	47-56	L	22-44	.500	4-16	.250	8-14	.571	12	26	38	35.5	14	10	15	5	5	56	70.8
SOUTH CAROLINA	01/16/19	71-74	L	21-51	.412	5-18	.278	27-35	.771	12	23	35	35.5	29	9	12	5	4	74	71.0
MISSISSIPPI STATE	01/19/19	55-71	L	27-59	.458	5-19	.263	12-14	.857	10	30	40	35.8	22	13	9	3	4	71	71.0
TENNESSEE	01/23/19	83-88	Lot	27-58	.466	5-20	.250	29-32	.906	5	25	30	35.4	20	16	8	7	5	88	71.9
at Oklahoma	01/26/19	55-86	L	36-65	.554	7-23	.304	7-9	.778	7	29	36	35.5	13	15	12	4	11	86	72.7
Opponents		1381		493-1161	.425	127-410	.310	268-375	.715	201	473	674	35.5	386	221	226	67	117	1381	72.7
Vanderbilt		1440		481-1081	.445	147-442	.333	331-480	.690	195	512	707	37.2	336	240	256	81	93	1440	75.8



Vanderbilt Individual Highs

Vanderbilt Team Highs

Vanderbilt - INDIVIDUAL GAME HIGHS

Points	33	GARLAND, Darius vs Liberty (11/19/18)
	24	LEE, Saben at Oklahoma (01/26/19)
	24	NESMITH, Aaron vs Tennessee (01/23/19)
	24	GARLAND, Darius vs Winthrop (11/06/18)
	23	NESMITH, Aaron vs South Carolina (01/16/19)
	23	LEE, Saben vs Tennessee State (12/29/18)
Field Goals Made	12	GARLAND, Darius vs Liberty (11/19/18)
	9	LEE, Saben at Oklahoma (01/26/19)
	9	NESMITH, Aaron vs Tennessee (01/23/19)
	9	SHITTU, Simisola vs Alcorn State (11/16/18)
	9	GARLAND, Darius vs Winthrop (11/06/18)
Field Goal Att.	18	GARLAND, Darius vs Liberty (11/19/18)
	16	LEE, Saben vs Tennessee (01/23/19)
FG Pct (min 5 made)	.889 (8-9)	LEE, Saben vs Tennessee State (12/29/18)
	.857 (6-7)	SHITTU, Simisola vs Savannah State (11/27/18)
3-Point FG Made	5	NESMITH, Aaron vs South Carolina (01/16/19)
	5	GARLAND, Darius vs Liberty (11/19/18)
3-Point FG Att.	11	RYAN, Matt vs Winthrop (11/06/18)
	10	NESMITH, Aaron vs South Carolina (01/16/19)
3-Pt FG Pct (min 2 made)	1.000 (3-3)	TOYE, Joe vs Savannah State (11/27/18)
	1.000 (2-2)	LEE, Saben at Oklahoma (01/26/19)
	1.000 (2-2)	WETZELL, Yann vs Savannah State (11/27/18)
Free Throws Made	9	LEE, Saben vs South Carolina (01/16/19)
	9	SHITTU, Simisola vs Ole Miss (01/05/19)
	9	LEE, Saben vs Arizona State (12/17/18)
	9	LEE, Saben vs NC State (12/01/18)
	9	LEE, Saben vs Liberty (11/19/18)
Free Throw Att.	16	LEE, Saben vs South Carolina (01/16/19)
	15	SHITTU, Simisola vs Ole Miss (01/05/19)
FT Pct (min 3 made)	1.000 (6-6)	LEE, Saben at Kansas State (12/22/18)
	1.000 (5-5)	WETZELL, Yann vs Arizona State (12/17/18)
	1.000 (4-4)	LEE, Saben at Oklahoma (01/26/19)
	1.000 (4-4)	NESMITH, Aaron vs South Carolina (01/16/19)
	1.000 (4-4)	SHITTU, Simisola at Kansas State (12/22/18)
	1.000 (4-4)	MOYER, Matthew vs Middle Tennessee (12/05/18)
	1.000 (4-4)	NESMITH, Aaron vs Savannah State (11/27/18)
	1.000 (4-4)	GARLAND, Darius at Southern California (11/11/18)
	1.000 (3-3)	LEE, Saben at Georgia (01/05/19)
	1.000 (3-3)	TOYE, Joe vs Ole Miss (01/05/19)
	1.000 (3-3)	LEE, Saben at Southern California (11/11/18)
Rebounds	15	SHITTU, Simisola at Southern California (11/11/18)
	14	SHITTU, Simisola at Georgia (01/09/19)
Assists	7	LEE, Saben vs Tennessee (01/23/19)
	6	LEE, Saben vs Alcorn State (11/16/18)
Steals	3	LEE, Saben at Oklahoma (01/26/19)
	3	WETZELL, Yann vs Tennessee State (12/29/18)
	3	NESMITH, Aaron vs Savannah State (11/27/18)
	3	LEE, Saben vs Savannah State (11/27/18)
	3	SHITTU, Simisola at Southern California (11/11/18)
Blocked Shots	4	BROWN, Clevon vs Savannah State (11/27/18)
	3	BROWN, Clevon vs UNC Asheville (12/31/18)
	3	SHITTU, Simisola vs NC State (12/01/18)
	3	BROWN, Clevon vs Liberty (11/19/18)

Vanderbilt - TEAM GAME HIGHS

POINTS	120	SAVANNAH STATE (11/27/18)
	95	TENNESSEE STATE (12/29/18)
	92	WINTHROP (11/06/18)
	90	UNC ASHEVILLE (12/31/18)
	83	TENNESSEE (01/23/19)
FIELD GOALS MADE	42	SAVANNAH STATE (11/27/18)
	34	WINTHROP (11/06/18)
FIELD GOAL ATTEMPTS	71	at Southern California (11/11/18)
	70	at Georgia (01/09/19)
FIELD GOAL PERCENTAGE	.627 (42-67)	SAVANNAH STATE (11/27/18)
	.563 (27-48)	UNC ASHEVILLE (12/31/18)
3 PT FIELD GOALS MADE	15	SAVANNAH STATE (11/27/18)
	12	ARIZONA STATE (12/17/18)
3 PT FG ATTEMPTS	30	SAVANNAH STATE (11/27/18)
	30	WINTHROP (11/06/18)
3 PT FG PERCENTAGE	.500 (15-30)	SAVANNAH STATE (11/27/18)
	.500 (9-18)	LIBERTY (11/19/18)
FREE THROWS MADE	31	UNC ASHEVILLE (12/31/18)
	28	TENNESSEE STATE (12/29/18)
FREE THROW ATTEMPTS	40	UNC ASHEVILLE (12/31/18)
	37	SOUTH CAROLINA (01/16/19)
FREE THROW PERCENTAGE	.947 (18-19)	MIDDLE TENNESSEE (12/05/18)
	.840 (21-25)	SAVANNAH STATE (11/27/18)
REBOUNDS	49	SAVANNAH STATE (11/27/18)
	49	at Southern California (11/11/18)
ASSISTS	27	SAVANNAH STATE (11/27/18)
	18	ALCORN STATE (11/16/18)
STEALS	9	SAVANNAH STATE (11/27/18)
	8	at Georgia (01/09/19)
BLOCKED SHOTS	10	SAVANNAH STATE (11/27/18)
	7	UNC ASHEVILLE (12/31/18)
	7	vs NC State (12/01/18)
	7	ALCORN STATE (11/16/18)
	7	WINTHROP (11/06/18)
TURNOVERS	22	at Oklahoma (01/26/19)
	20	SAVANNAH STATE (11/27/18)
FOULS	29	TENNESSEE (01/23/19)
	26	SOUTH CAROLINA (01/16/19)

Opponent Individual Highs

OPPONENT INDIVIDUAL GAME HIGHS

Points	43	Williams, Grant vs Tennessee (01/23/19)
	31	Tyree,Breain vs Ole Miss (01/05/19)
	24	LAWSON, A.J. vs South Carolina (01/16/19)
	22	WALKER, Jaylin vs Kent State (11/23/18)
	21	James.Christian at Oklahoma (01/26/19)
	21	JOSEPH.Collins vs Savannah State (11/27/18)
	21	SMITH, Nych vs Winthrop (11/06/18)
Field Goals Made	11	Tyree,Breain vs Ole Miss (01/05/19)
	10	Williams, Grant vs Tennessee (01/23/19)
Field Goal Att.	18	WALKER, Jaylin vs Kent State (11/23/18)
	17	Deryck Thornton at Southern California (11/11/18)
	17	SMITH, Nych vs Winthrop (11/06/18)
FG Pct (min 5 made)	.875 (7-8)	Odomes,Rashard at Oklahoma (01/26/19)
	.800 (8-10)	JOSEPH.Collins vs Savannah State (11/27/18)
3-Point FG Made	5	DOTSON,Jaquan vs Savannah State (11/27/18)
	4	HANEY, Armani vs Tennessee State (12/29/18)
	4	WALKER, Jaylin vs Kent State (11/23/18)
	4	AVERY, Jalen vs Kent State (11/23/18)
3-Point FG Att.	9	James.Christian at Oklahoma (01/26/19)
	9	DOTSON,Jaquan vs Savannah State (11/27/18)
	9	CABILL, Lovell vs Liberty (11/19/18)
3-Pt FG Pct (min 2 made)	1.000 (4-4)	HANEY, Armani vs Tennessee State (12/29/18)
	1.000 (2-2)	JACKSON II, WILLIAM at Georgia (01/09/19)
Free Throws Made	23	Williams, Grant vs Tennessee (01/23/19)
	8	STOKES, Kameau at Kansas State (12/22/18)
Free Throw Att.	23	Williams, Grant vs Tennessee (01/23/19)
	12	STOKES, Kameau at Kansas State (12/22/18)
FT Pct (min 3 made)	1.000 (23-23)	Williams, Grant vs Tennessee (01/23/19)
	1.000 (6-6)	HAASE, Felipe vs South Carolina (01/16/19)
	1.000 (6-6)	Tyree,Breain vs Ole Miss (01/05/19)
	1.000 (5-5)	HAMMONDS, RAYSHAUN at Georgia (01/09/19)
	1.000 (5-5)	FERGUSON, Josh vs Winthrop (11/06/18)
	1.000 (4-4)	GRAVETT, Hassani vs South Carolina (01/16/19)
	1.000 (4-4)	Hinson,Blake vs Ole Miss (01/05/19)
	1.000 (4-4)	THORPE, LJ vs UNC Asheville (12/31/18)
	1.000 (4-4)	Edwards,Rob vs Arizona State (12/17/18)
	1.000 (4-4)	GREEN, Antonio vs Middle Tennessee (12/05/18)
	1.000 (4-4)	WILLIAMS, Antonio vs Kent State (11/23/18)
	1.000 (3-3)	Robert Woodard II vs Mississippi State (01/19/19)
	1.000 (3-3)	WORTHY, Cress vs UNC Asheville (12/31/18)
Rebounds	18	Nick Rakocovic at Southern California (11/11/18)
	14	Cheatham,Zylan vs Arizona State (12/17/18)
Assists	7	Bieniemy,Jamal at Oklahoma (01/26/19)
	7	Bone, Jordan vs Tennessee (01/23/19)
	7	JOHNSON, Markell vs NC State (12/01/18)
Steals	5	HARPER,Tyrell vs Savannah State (11/27/18)
	4	Bieniemy,Jamal at Oklahoma (01/26/19)
	4	DULING, BJ vs Kent State (11/23/18)
	4	WILLIAMSON, CJ vs Kent State (11/23/18)
Blocked Shots	5	CLAXTON, NICOLAS at Georgia (01/09/19)
	4	Williams, Grant vs Tennessee (01/23/19)
Turnovers	5	Hagans, Ashton at Kentucky (01/12/19)
	5	HARPER,Tyrell vs Savannah State (11/27/18)

Opponent Game Highs

Opponent - GAME HIGHS

POINTS	88	TENNESSEE (01/23/19)
	86	at Oklahoma (01/26/19)
	85	SAVANNAH STATE (11/27/18)
	82	at Georgia (01/09/19)
	81	OLE MISS (01/05/19)
FIELD GOALS MADE	36	at Oklahoma (01/26/19)
	32	at Southern California (11/11/18)
FIELD GOAL ATTEMPTS	81	at Southern California (11/11/18)
	75	SAVANNAH STATE (11/27/18)
FIELD GOAL PERCENTAGE	.554 (36-65)	at Oklahoma (01/26/19)
	.500 (22-44)	at Kentucky (01/12/19)
3 PT FIELD GOALS MADE	16	SAVANNAH STATE (11/27/18)
	12	KENT STATE (11/23/18)
3 PT FG ATTEMPTS	43	SAVANNAH STATE (11/27/18)
	26	at Georgia (01/09/19)
	26	LIBERTY (11/19/18)
3 PT FG PERCENTAGE	.500 (12-24)	KENT STATE (11/23/18)
	.435 (10-23)	TENNESSEE STATE (12/29/18)
FREE THROWS MADE	29	TENNESSEE (01/23/19)
	27	SOUTH CAROLINA (01/16/19)
FREE THROW ATTEMPTS	35	SOUTH CAROLINA (01/16/19)
	32	TENNESSEE (01/23/19)
FREE THROW PERCENTAGE	.909 (10-11)	UNC ASHEVILLE (12/31/18)
	.906 (29-32)	TENNESSEE (01/23/19)
REBOUNDS	47	at Southern California (11/11/18)
	46	vs NC State (12/01/18)
ASSISTS	16	TENNESSEE (01/23/19)
	16	vs NC State (12/01/18)
STEALS	13	KENT STATE (11/23/18)
	12	SAVANNAH STATE (11/27/18)
	12	at Georgia (01/09/19)
BLOCKED SHOTS	12	at Georgia (01/09/19)
	7	TENNESSEE (01/23/19)
TURNOVERS	19	SAVANNAH STATE (11/27/18)
	16	UNC ASHEVILLE (12/31/18)
FOULS	29	SOUTH CAROLINA (01/16/19)
	27	UNC ASHEVILLE (12/31/18)

THE LAST TIME...

VANDERBILT INDIVIDUALS

Scoring:

Scored 25 points – Riley LaChance (26), at LSU, 2/20/2018
Scored 30 points – Darius Garland (33), vs. Liberty, 11/19/2018
Scored 35 points – Billy McCaffrey (35), vs. Georgia, 2/24/1993
Scored 40 points – Shan Foster (42) vs. Mississippi State, 3/5/2008

Two Players Had 20 Points – Aaron Nesmith (24), Saben Lee (21) vs UT, 1/23/2019

Three Players Had 20 Points – Derrick Byars (28), Shan Foster (21) and Ross Neltner (20) vs. Toledo, 12/2/2006

Scored 20 Points in Two Straight Games – Jeff Roberson (26), Riley LaChance (21) vs. Florida (2/17/2018); Riley LaChance (26), Jeff Roberson (20) at LSU (2/20/2018)

Scored 20 Points in Three Straight Games – Jeff Roberson (22) vs. Miss. St., 2/14/18; Jeff Roberson (26) vs. Florida, 2/17/18; Jeff Roberson (20) at LSU, 2/20/18; Riley LaChance (21) vs. Florida, 2/17/18; Riley LaChance (26) at LSU, 2/20/18; Riley LaChance (23) vs. Texas A&M, 2/24/18

Scored 20 Points in Four Straight Games – Jeff Roberson (22), vs. Miss. St., 2/14/18; Jeff Roberson (26) vs. Florida, 2/17/18; Jeff Roberson (20) at LSU, 2/20/18; Jeff Roberson (21) vs. Texas A&M, 2/24/18

Scored 20 Points in Five Straight Games – Jeff Roberson (21) at Tennessee, 1/23/2018; vs. LSU (20), 1/20/2018; vs. TCU (20), 1/27/2018; at Kentucky (23), 1/30/2018; at Auburn (30), 2/3/2018

Scored 20 Points in Six Straight Games – Shan Foster vs. Georgia (29), 2/23/2008; vs. Tennessee (32), 2/26/2008; at Arkansas (22), 3/1/2008; vs. Mississippi State (42), 3/5/2008; at Alabama (21), 3/8/2008; vs. Auburn (26), 3/13/2008

Five Players Scored in Double Figures – Saben Lee (23), Joe Toye (18), Maxwell Evans (10), Matt Moyer (10), Simi Shittu (10) vs. Tennessee State, 12/19/2018

Seven Players Scored in Double Figures – Damian Jones (10), Wade Baldwin IV (20), Riley LaChance (10), Nolan Cressler (14), Joe Toye (10), Matthew Fisher-Davis (12), Josh Henderson (11), vs. Detroit (12/2/15)

Eight Players Scored in Double Figures – Aaron Nesmith (20), Simisola Shittu (17), Maxwell Evans (16), Yanni Wetzell (15), Joe Toye (13), Saben Lee (11), Matt Ryan (11), Matthew Moyer (10), vs. Savannah St., 11/27/2018

Four Players with 15 or more points – Jeff Roberson (19), Matthew Fisher-Davis (19),

Riley LaChance (19), Luke Kornet (16) vs. Kentucky, 1/10/2017

Double-Doubles:

Double-Double – Simi Shittu (10 points, 14 rebounds) at Georgia, 01/09/2019
20-10 game – Aaron Nesmith (20 points, 13 rebounds) vs. Savannah St., 11/27/2018
30-10 game – Jeff Roberson (30 points, 10 rebounds) at Auburn, 2/3/2018
Back-to-back 20-10 games – Matt Freije vs. South Carolina (26 points, 11 rebounds) 1/28/04; vs. Kentucky (20 points, 11 rebounds) 1/31/04

Double-Double in Points and Rebounds – Simi Shittu (10 points, 14 rebounds) at Georgia, 01/09/2019

Double-Double in Points and Assists – Wade Baldwin IV (15 points, 10 assists) vs. Western Michigan, 12/30/2015

Double-Double in Points and Blocks – Luke Kornet (11 points, 10 blocks) vs. Auburn (1/12/2016)

Double-Double in Points and Steals – Never

Double-Double in Two Consecutive games – Simisola Shittu (18 points, 10 rebounds) vs. Winthrop, 11/6/18; (14 points, 15 rebounds) at USC

Double-Double in three consecutive games – Jeff Roberson vs. Austin Peay (13 points, 10 rebounds) 11/10/2017; at Belmont (13 points, 12 rebounds) 11/10/2017; vs. UNC Asheville (17 points, 12 rebounds) 11/10/2017

Two players record double-double – Damian Jones (24 points, 12 rebounds), Luke Kornet (10 points, 10 rebounds) vs. Trevecca, 11/16/2014

Triple-Doubles:

Triple-Double – Luke Kornet (11 points, 11 rebounds, 10 blocks) vs. Auburn, 1/12/16; Brad Tinsley (11 points, 10 rebounds, 10 assists) vs. Presbyterian, 11/12/2010

Field Goals:

Made 10 FG in a game – Jeff Roberson (10) at Auburn, 2/3/2018
Made 11 FG in a game – Matthew Fisher-Davis (11) vs. Auburn, 1/4/2017
Made 12 FG in a game – Darius Garland (12) vs. Liberty, 11/19/2018
Made 16 FG in a game – Shan Foster (16) vs. Mississippi State, 3/5/2008
Attempted 15 FG in a game – Darius Garland (15) vs. Winthrop, 11/6/2018
Attempted 16 FG in a game – Riley LaChance (16) vs. Missouri, 2/27/2018
Attempted 17 FG in a game – Jeff Roberson (17) at Auburn, 2/3/2018
Attempted 18 FG in a game – Darius Garland (18) vs. Liberty, 11/19/2018
Attempted 19 FG in a game – Rod Odom (19) vs. Missouri, 1/16/14
Attempted 20 FG in a game – Jeff Roberson (20), vs. Texas A&M, 2/24/18

Three-Pointers:

Made 5 3-pointers in a game – Aaron Nesmith (5) vs. South Carolina, 1/16/2019
Made 6 3-pointers in a game – Riley LaChance (6) vs. Texas A&M, 2/24/18
Made 7 3-pointers in a game – Matthew Fisher-Davis (7) vs. Auburn, 1/4/2017
Made 8 3-pointers in a game – Shan Foster (8) vs. UMass, 1/5/2008
Made 9 3-pointers in a game – Shan Foster (9) vs. Mississippi State, 3/5/2008
Attempted 10 3-pointers in a game – Riley LaChance (10) vs. Missouri, 2/27/2018
Attempted 15 3-pointers in a game – John Jenkins (16) vs. Oregon, 11/11/2011

Free Throws:

Made 10 FT in a game – Jeff Roberson (10), at Kentucky, 1/30/2018
Made 12 FT in a game – Jeff Roberson (12) vs. Florida, 2/17/2018
Made 13 FT in a game – A.J. Ogilvy (13) vs. DePaul, 12/5/2009
Made 18 FT in a game – Matt Freije (18) vs. Indiana, 11/24/2003
Attempted 12 FT in a game – Saben Lee (12) vs. Arizona St., 12/17/2018
Attempted 14 FT in a game – Saben Lee (14) vs. Liberty, 11/19/2018
Attempted 15 FT in a game – Saben Lee (16) vs. Kansas St., 12/3/2017

Rebounds:

10 Rebounds in a game – Simisola Shittu (14), at Georgia 01/09/2019
15 Rebounds in a game – Simisola Shittu (15), at USC, 11/11/2018
10+ Rebounds in Three Consecutive Games – Jeff Roberson vs. Austin Peay (10) 11/10/2017; at Belmont (12) 11/10/2017; vs. UNC Asheville (12) 11/10/2017

Assists:

8 Assists – Riley LaChance (8) vs. Miss. St. (2/14/18)
9 Assists – Saben Lee (9) vs. Texas A&M, 2/24/18
10 Assists – Wade Baldwin IV (10) vs. Auburn, 1/12/16
11 Assists – Mario Moore (13) vs. Arkansas, 2/19/2005
12 Assists – Mario Moore (13) vs. Arkansas, 2/19/2005
13 Assists – Mario Moore (13) vs. Arkansas, 2/19/2005
14 Assists – Billy McCaffrey (14) vs. Kentucky, 1/13/1993
5+ Assists in Four Consecutive Games – Wade Baldwin IV (8) vs. Texas A&M, 2/4/16; (9) at Ole Miss, 2/6/16; (7) vs. Missouri, 2/10/16; (7) at Auburn, 2/13/16; (9) at Miss. St., 2/16/16; (7) vs. Georgia, 2/20/16
8+ Assists in Two Consecutive Games – Atiba Prater (9) at Georgia, 2/2/2000; (9) vs. Boston College, 2/6/2000

Blocks:

4 Blocked Shots – Clevon Brown (4) vs. Savannah St., 11/27/2018
5 Blocked Shots – Luke Kornet (5) vs. Texas A&M, 2/16/2017

6 Blocked Shots – Luke Kornet (6) at Texas A&M, 3/5/2016

7 Blocked Shots – Clevon Brown (8) at Ole Miss, 3/3/2018

10 Blocked Shots – Luke Kornet (10) vs. Auburn, 1/12/16

Steals:

4 Steals – Jeff Roberson (4) vs. Missouri, 2/27/2018
5 Steals – Riley LaChance (5) vs. Penn, 12/22/2014
6 Steals – Dan Cage (6) vs. Furman, 11/28/2006
7 Steals – James Strong (8) vs. Morehead State, 11/24/1998
8 Steals – James Strong (8) vs. Morehead State, 11/24/1998

Minutes:

Played every minute – Jeff Roberson at Ole Miss, 3/3/2018
Played over 40 minutes – Saben Lee (42), Aaron Nesmith (42) vs UT 1/23/19
All 5 starters played 40 minutes – Steve Tchiengang (40), Brad Tinsley (40), Lance Goulbourne (41), Jeffery Taylor (41), and John Jenkins (41), at Louisville, 12/2/2011

Fouls:

Technical Foul – Matt Ryan vs UT, 1/23/19
Fouled Out – Clevon Brown, Yanni Wetzell vs. UT 1/23/2019
Two Players Fouled Out – Riley LaChance, Djery Baptiste, vs. Kansas St., 12/3/2017
Three Players Fouled Out – Saben Lee, Clevon Brown, Djery Baptiste vs. Tennessee, 1/9/2018

TEAM

Started the game with Opponent Technical Foul – Furman bench, 12/22/2008
Scored 95 or more points – 95 vs. Tennessee State 12/29/2018 (W, 95-76)
Scored 100 or more points – 120 vs. Savannah St., 11/27/2018 (W, 120-85)
Scored 100 or more points (SEC game) – 102 at Ole Miss, 2/16/2012 (W, 102-76)
Scored 110 or more points – 120 vs. Savannah St., 11/27/2018 (W, 120-85)
Scored 110 or more points (SEC game) – 111 vs. Alabama 2/21/1972 (W, 111-91)
Scored 120 or more points – 120 vs. Savannah St., 11/27/2018 (W, 120-85)
Scored 120 or more points (SEC game) – 130 vs. Ole Miss 12/22/1970 (W, 130-112)
Scored 130 or more points – 130 vs. Ole Miss 12/22/1970 (W, 130-112)
Scored Less than 50 points – 47 at Kentucky, 1/12/2019 (L, 47-56)
Scored Less than 40 points – 38 at Tennessee (L, 76-38), 3/1/2014
Scored 20 or less points in half – 17 (2nd half), at Kentucky 1/12/2019 (L, 47-56)
Scored 90+ points in three consecutive games – 95 vs. Bradley, 11/24/2007 (W, 95-86); 91 vs. South Alabama, 11/29/2007 (W, 91-88); vs. Georgia Tech, 12/1/2007 (W, 92-79)
Allowed 90 or more points – 91, at Auburn, 2/3/2018 (L, 93-81)
Allowed 100 or more points – 106, Kentucky, 3/5/2003 (L, 44-106)

THE LAST TIME...

Allowed Less than 50 points – 48, vs. Houston Baptist, 12/20/2017 (W, 81-48)
Allowed 40 or Less points – 31, at Mississippi State, 2/23/2013 (W, 72-31)
Shot 60% or better – .627 vs. Savannah St., 11/27/18 (W, 120-85)
Shot 60% or better from three – .643 vs. Purdue, 12/13/14 (W, 81-71)
Shot over 67% FG – .679 vs. TSU, 12/19/2009 (W, 84-71)
Shot lower than 30% – .250 at Arkansas 2/10/18 (L, 54-72)
Allowed 60% shooting - .625 at LSU, 2/20/2018 (L, 78-88)
Scored 100 points in two consecutive games – 111 vs. North Alabama 12/20/1980 (W, 111-79) and 111 vs. Memphis 12/23/1980 (W, 111-96)
Scored 100 points in three consecutive games – Never
Scored 100 points in Consecutive SEC games – 104 vs. LSU 2/19/1972 (W, 104-83) and 111 vs. Alabama 2/21/1972 (W, 111-91)
Won game by 70 points or more – 71 vs. Union (Tenn.) (W, 95-24), 1911-12
Won game by 60 points or more – 71 vs. Union (Tenn.) (W, 95-24), 1911-12
Won game by 50 points or more – 50 vs. Detroit (W, 102-52) 12/2/2015
Lost by 25 or More Points – at Oklahoma (L, 55-86), 01/26/19
Game decided by one point – vs. Miss. St. (2/14/18) (W, 81-80)
Two consecutive games decided by one point – at South Carolina (L, 70-71) 1/7/1998 and Tennessee (W, 80-79) 1/10/1998
Three consecutive games decided by one point – Never
Shot 90% or Better from Free Throw Line (min. 10 att.) – 94.7% vs. M. Tennessee, 12/5/2018 (18-19)
Shot less than 50% from Free Throw Line – 46.9% vs. Morgan State (15-32) 11/23/13
Shot less than 20% from 3PT – .156 (3-22) vs. N.C. State 12/1/2018 (L, 80-65)
Attempted 30 FT – 30 (18-30) vs. N.C. State 12/1/2018
Attempted 35 FT – 37 (24-37) vs. South Carolina 1/16/2019
Attempted 40 FT – 40 (90-59) vs. UNC Asheville, 12/31/2018
Attempted five or less FT – 3 at Texas A&M, 1/31/2017
Made 30 FT – 30, vs. UNC Asheville, 12/31/18
Made 15 3FG – 17 vs. Alcorn St., 12/22/2017
Won an Overtime Game –vs. Florida 3/10/2017 (W, 72-62)
Lost an Overtime Game - vs UT, 1/23/2019 (L, 83-88)
Played Two Overtimes –vs. Yale 1/3/15 (W, 79-74)
Played Three Overtimes – at Ole Miss 2/17/1982 (L, 51-48)
Played Four Overtimes – at Ole Miss 2/17/1982 (L, 51-48)
Played consecutive games that went to overtime – vs. Xavier 11/28/2011 (L, 82-70) and at Louisville, 12/2/2011 (L, 62-60)
Had 20 Turnovers – 20, vs. Savannah St., 11/27/2018
Had 10 Blocks – 10, vs. Savannah St., 11/27/2018

OPPONENT - INDIVIDUALS

Scoring:
Scored 25 points –Tremont Waters (28) at LSU, 2/20/2018
Scored 30 points – Breein Tyree (31) vs Ole Miss, 1/05/2019
Scored 35 points – Grant Williams (37), vs. Tennessee, 1/9/2018
Scored 40 points – Grant Williams (43), vs UT, 1/23/2019
Two Players Had 20 Points – Grant Williams (37), Admiral Schofield (22), vs. Tennessee, 1/9/2018
Five Players Scored in Double Figures Deandre Burnett (17), Terence Davis (17), Breein Tyree (11), Justas Furmanavicius (11), Sebastian Saiz (10), vs. Ole Miss, 2/4/2017
Six Players Scored in Double Figures – Bam Doyno (22), Dwayne Curtis (12), Todd Abernethy (11), Clarence Sanders (11), Polynice (10) and Williams (10), vs. Ole Miss, 1/27/2007
Four Players with 15 or more points – Erik Daniels (20), Marquis Estill (17), Kelenna Azubuike (16) and Gerald Fitch (15) vs. Kentucky, 3/5/2003

Double-Doubles:
Double-Double – Nick Rakocevic (19 points, 18 rebounds) at USC, 11/11/2018
Triple-Double – Sam Muldrow (16 points, 14 rebounds and 10 blocks) at South Carolina, 1/8/2010
20-10 game – Dylan Windler (24 points, 11 rebounds), at Belmont, 11/13/2017
30-10 game – Ben Simmons (36 points, 14 rebounds), LSU, 1/2/2016
Double-Double in Points and Rebounds – Nick Rakocevic (19 points, 18 rebounds) at USC, 11/11/2018
Double-Double in Points and Assists – Nick Calathes (15 points, 10 assists) at Florida, 1/27/2008
Two players record double-doubles – Prince Ibeh (13 points, 11 rebounds), Kerwin Roach, Jr. (15 points, 11 rebounds), at Texas, 1/30/2016

Field Goals:
Made 10 FG in a game – Grant Williams (10), vs UT, 1/23/2019
Made 11 FG in a game – Breein Tyree (11), vs. Ole Miss 1/05/2019
Made 12 FG in a game – Shai Gilgeous-Alexander (12) at Kentucky, 1/30/2018
Made 13 FG in a game – Duop Reath (13) vs. LSU, 1/20/2018
Attempted 15 FG in a game – Chris Silva (15) at South Carolina, 1/6/2018
Attempted 16 FG in a game – Antonio Green, vs. M. Tennessee, 12/5/2018
Attempted 17 FG in a game – Derryck Thornton (17), at USC, 11/11/2018
Attempted 18 FG in a game – Jaylin Walker (18) vs. Kent State, 11/23/2018
Attempted 19 FG in a game –Shai Gilgeous-Alexander (19) at Kentucky, 1/30/2018
Attempted 20 FG in a game – Duop Reath (20) vs. LSU, 1/20/2018

Attempted 25 FG in a game - Malik Monk (25) at Kentucky, 2/28/2017

Three-Pointers:
Made 5 3-pointers in a game – Jaquan Dotson (5), vs. Savannah St., 11/27/2018
Made 6 3-pointers in a game – Jamal Murray, vs. Kentucky (6), 2/27/16
Made 7 3-pointers in a game – Chandler Parsons (7) vs. Florida, 1/25/2009
Made 8 3-pointers in a game– Brian Sullivan (8) vs. Miami (OH), 1/2/2012
Attempted 10 3-pointers in a game – Jordan McLaughlin (11), vs. USC, 11/19/2017

Free Throws:
Made 10 FT in a game – Grant Williams (12) at Tennessee, 1/23/2018
Made 16 FT in a game – Ben Simmons (16), LSU, 1/2/2016
Made 17 FT in a game – Grant Williams (23), vs UT, 1/23/2019
Attempted 10 FT in a game – Kamau Stokes (12) vs. Kansas St., 12/22/2018
Attempted 13 FT in a game - Ian Dubose (13) vs. Houston Baptist, 12/20/2017
Attempted 14 FT in a game - Grant Williams, (14) at Tennessee, 1/23/2018
Attempted 15 FT in a game – Grant Williams (23), vs UT, 1/23/2019

Rebounds:
10 Rebounds in a game – Reid Travis (12) at Kentucky, 1/12/2019
15 Rebounds in a game – Sebastian Saiz (15) vs. Ole Miss, 2/4/2017
18 Rebounds in a game – Nick Rakocevic (18) at USC, 11/11/2018
19 Rebounds in a game – Omar Samhan (19) at St. Mary's, 11/20/2009
20 Rebounds in a game – Roy Rogers (20) at Alabama, 1/3/1996

Assists
8 Assists – Lamar Peters (8) vs. Miss. St. (2/14/18)
9 Assists – Tremont Waters (9) at LSU, 2/20/2018
10 Assists – Alex Caruso (10) at Texas A&M, 1/31/2015
11 Assists – Dee Bost (11) vs. Mississippi State, 3/11/2011
12 Assists – Jared Harper (14) at Auburn, 2/3/2018

Blocks:
4 Blocked Shots – Grant Williams (4), vs UT, 1/23/2019
5 Blocked Shots –Nicolas Claxton (5), at Georgia, 1/09/19
6 Blocked Shots – Reggie Lynch, (6), vs. Minnesota, 12/3/16
7 Blocked Shots –Daniel Gafford, (7), at Arkansas, 2/10/18
8 Blocked Shots –Jarvis Varnado (9) vs. Mississippi State, 2/3/2010
10 Blocked Shots - Sam Muldrow (10) at South Carolina, 1/8/2011

Steals:
5 Steals – Tyrell Harper (5) vs. Savannah St., 11/27/2018

6 Steals – Jajuan Johnson (6) vs. Marquette, 11/11/2016
7 Steals – Aaron Lucas (7) at South Carolina, 1/19/2002
8 Steals – Steve Wojciechowski (8) at Duke, 11/22/1996
Two players with 3 steals – Tyrell Harper (5), Romani Hansen (3) vs. Savannah St., 11/27/2018

Minutes:
Played every minute – Jordan Barnett vs. Missouri, 2/27/2018
Played over 40 minutes – Kevin Knox (40), at Kentucky, 1/30/2018

Fouls:
Technical Foul – Admiral Schofield vs UT, 1/23/2019
Fouled Out - Chris Silva vs. South Carolina 1/16/2019
Three Players Fouled Out – Jordan Usher, Derryck Thornton, Kevin Porter, Jr. at USC, 11/11/2018

OPPONENT - TEAM

Scored 90 or more points at Memorial Gym – 92 vs. Tennessee, 1/9/2018 (L, 84-92)
Scored 100 or more points – 106 at Kentucky 3/5/2003 (L, 44-106)
Scored 110 or more points – 120 vs. Kentucky 2/7/1996 (L, 81-120)
Scored 120 or more points – 120 vs. Kentucky 2/7/1996 (L, 81-120)
Scored 130 or more points – Never
Scored Less than 50 points – 41 vs. Texas A&M, 3/9/17 (W, 66-41)
Scored Less than 40 points – 31 at Mississippi State, 2/23/2013 (W, 72-31)
Shot 50% or Better - .554 at Oklahoma, 1/26/2019 (55-86)
Shot 60% or Better - .625 at LSU (LSU 88, VU 78), 2/20/2018
Shot 60% or Better from 3PT - .654 (17-26), at Auburn, 2/3/2018
Shot less than 30% FG– .250 (4-16), at Kentucky, 1/12/2019 (L, 47-56)
Shot less than 15% from 3PT– .143 (2-14), vs. M. Tennessee, 12/5/2018 (W, 79-51)
Held Opponent Without a 3-Pointer –vs. Nebraska, 11/18/10 (W, 59-49)
Shot 90% or Better from Free Throw Line –90.0, at Florida, 12/30/2017 (27-30)
Shot less than 50% from Free Throw Line – .467, vs. Minnesota, 12/3/2016 (L, 52-56)
Attempted 30 FT –32, vs. Tennessee 1/23/2019
Attempted 40 FT – 42 at Mississippi State, 2/12/2007
Attempted 45 or More FT – 49 at South Carolina, 1/28/2009
Attempted Zero FT –vs. TCU, 1/27/2018
Attempted five or less FT – 1 vs. Miami (OH), 1/2/2012
Made 30 FT – 32, at South Carolina, 1/28/2009
Made 0 FT – vs. TCU, 1/27/2018
Made 12 3PT – 12, vs. Missouri, 2/27/2018
Made 15 3PT – 16, vs. Savannah St., 11/27/2018
Attempted 30 or more 3PT – 43 vs. Savannah St., 11/27/2018
Had 20 Turnovers – 20 vs. MTSU, 12/21/2012



CLEVON BROWN

15 Junior, Forward
6'8" 240 lbs.
San Antonio, Texas
Churchill HS

SEASON HIGHS

- Points:** 8, at USC (11/11/18)
- FG Made:** 4, at USC (11/11/18)
- FG Atts:** 8, at USC (11/11/18)
- 3FG Made:** 1, vs. Middle Tennessee (12/5/18)
- 3FG Atts:** 2, at USC (11/11/18)
- FT Made:** 2, vs. Savannah St. (11/27/18)
- FT Atts:** 3, at USC (11/11/18)
- Rebounds:** 6, 2x, last vs. Tennessee State (12/29/18)
- Assists:** 4, vs. South Carolina (1/16/19)
- Turnovers:** 3, vs. Tennessee (1/23/19)
- Blocks:** 4, vs. Savannah St. (11/27/18)
- Steals:** 1, 3x, last vs. N.C. State (12/5/18)
- Minutes:** 23, vs. Tennessee (1/23/19)

CAREER HIGHS

- Points:** 13, vs. Austin Peay (11/10/17)
- FG Made:** 6, vs. Austin Peay (11/10/17)
- FG Atts:** 11, vs. Austin Peay (11/10/17)
- 3FG Made:** 2, 2x, last at Missouri (2/11/17)
- 3FG Atts:** 3, 2x, at Missouri (2/11/17)
- FT Made:** 2, 4x, last vs. Savannah St. (11/27/18)
- FT Atts:** 4, vs. Texas A&M (2/16/17)
- Rebounds:** 7, at Kentucky (1/30/18)
- Assists:** 4, vs. South Carolina (1/16/19)
- Turnovers:** 4, at Auburn (2/3/18)
- Blocks:** 8, at Ole Miss (3/3/18)
- Steals:** 2, vs. Austin Peay (11/10/17)
- Minutes:** 31, at Kentucky (1/30/18)

BROWN NOTEBOOK

- ✪ Played a season-high 23 minutes vs. Tennessee.
- ✪ Leads team in blocks (1.3 per game).
- ✪ Dished out career-high four assists against South Carolina.
- ✪ Made two starts this season (Savannah State, N.C. State).
- ✪ Tallied eight points and four rebounds in win at USC; had three blocks vs. Liberty.
- ✪ Played in 32 games and made four starts in 2017-18. Averaged 3.9 points and 3.1 rebounds per game.
- ✪ Tallied a career-high eight blocks at Ole Miss. Also added six points and four rebounds. Most blocks for a Commodore since Luke Kornet had 10 vs. Auburn on 1/12/16
- ✪ Played career-high in minutes against TCU (26) and Kentucky (31). Had career-high 7 rebounds at UK.
- ✪ Scored a career-high 13 points in win over Austin Peay. Also set new career bests in field goals made and steals, and tied a career high in rebounds and blocks.
- ✪ Played in 34 games and averaged 1.6 points and 1.5 rebounds per game as a freshman in 2016-17.
- ✪ Signed with the Commodores in November of 2015.
- ✪ Made career debut vs. Marquette, scored five points against Golden Eagles; scored career-high six points vs. Norfolk State.
- ✪ Was ranked as the 9th-best player in the state of Texas by Texas Hoops, and the 126th-ranked player nationally by Rivals.com.
- ✪ Ranked as the 26th-ranked power forward in the country by Scout.com, he also received offers from Texas, Illinois, Notre Dame, and Auburn.

BROWN GAME-BY-GAME (JUNIOR)

Opponent	M	FG-A	3P-A	FT-A	Reb	PF	A	T	B	S	PTS
N6 Winthrop	19	3-5	0-1	0-0	6	3	0	2	2	0	6
N11 @USC	18	4-8	0-2	0-3	4	2	0	0	1	1	8
N16 Alcorn State	19	1-4	0-0	0-0	4	2	1	0	1	0	2
N19 Liberty	11	0-1	0-0	0-0	1	1	1	1	3	1	0
N23 Kent State	6	0-2	0-0	0-0	3	1	0	0	0	0	0
N27 Savannah State*	20	1-2	0-0	2-2	1	0	0	0	4	1	4
D1 vs. N.C. State*	16	2-2	0-0	0-2	2	3	2	1	1	1	4
D5 Middle Tennessee	21	2-4	1-1	0-0	2	3	1	1	1	0	5
D17 Arizona State	12	1-1	0-0	1-2	2	2	0	1	1	0	3
D22 @Kansas State	13	1-1	0-0	0-0	1	0	0	0	0	0	2
D29 Tennessee State	13	1-1	0-0	1-2	6	3	1	0	2	0	3
D31 UNC Asheville	16	1-1	0-0	0-0	3	0	0	1	3	0	2
J5 Ole Miss	8	2-4	0-0	0-0	2	0	0	0	1	0	4
J9 @Georgia	5	0-1	0-0	0-0	1	1	0	1	0	0	0
J12 @Kentucky	4	0-0	0-0	0-0	0	0	0	0	0	0	0
J16 South Carolina	15	1-4	0-2	0-0	3	3	4	0	0	0	2
J19 Mississippi State	12	0-2	0-0	0-0	3	0	0	0	0	0	0
J23 Tennessee	23	2-2	0-0	1-1	1	5	1	3	1	1	5
J26 @Oklahoma	20	2-3	0-0	0-0	2	4	1	1	1	0	4
J29 Kentucky											
F2 @Missouri											
F5 @Arkansas											
F9 Alabama											
F13 @Florida											
F16 Auburn											
F19 @Tennessee											
F23 @Alabama											
F27 Florida											
M2 @Texas A&M											
M6 Arkansas											
M9 @LSU											

Brown's Overall Statistics at Vanderbilt

Year	GP	GS	Min	Avg	FG	FGA	Pct	3FG	3FGA	Pct	FT	FTA	Pct	Off	Def	Tot	Avg	PF	FO	Ast	TO	Blk	Stl	Pts	Avg
2016-17	34	0	258	7.6	20	51	.392	8	27	.296	7	12	.583	16	34	50	1.5	35	0	3	16	14	1	55	1.6
2017-18	32	4	543	17.0	51	112	.455	11	46	.239	12	26	.462	42	56	98	3.1	67	3	7	27	43	9	125	3.9
2018-19	19	2	271	14.3	24	48	.500	1	6	.167	5	12	.417	24	23	47	2.5	33	1	12	12	22	5	54	2.8
TOTAL	85	6	1072	12.6	95	211	.450	20	79	.253	24	50	.480	82	113	195	2.3	135	4	22	55	79	15	234	2.8

Brown's SEC Statistics at Vanderbilt

Year	GP	GS	Min	Avg	FG	FGA	Pct	3FG	3FGA	Pct	FT	FTA	Pct	Off	Def	Tot	Avg	PF	FO	Ast	TO	Blk	Stl	Pts	Avg
2016-17	17	0	118	6.9	10	24	.417	3	12	.250	3	7	.429	8	15	23	1.4	17	0	2	7	9	0	26	1.5
2017-18	18	3	350	19.4	28	61	.459	8	25	.320	7	15	.467	27	39	66	3.7	42	2	5	20	29	5	71	3.9
2018-19	6	0	67	11.2	5	13	.385	0	2	.000	1	1	1.000	4	6	10	1.7	9	1	5	4	2	1	11	1.8
TOTAL	41	3	535	13.0	43	98	.439	11	39	.282	11	23	.478	39	60	99	2.4	68	3	12	31	40	6	108	2.6



MAXWELL EVANS

3

Sophomore, Guard
6'2" 192 lbs.
Houston, Texas
Bellaire HS

SEASON HIGHS

- Points:** 16, vs. Savannah St. (11/27/18)
- FG Made:** 6, vs. Savannah St. (11/27/18)
- FG Atts:** 9, vs. Savannah St. (11/27/18)
- 3FG Made:** 2, 3x, last at Georgia (1/9/19)
- 3FG Atts:** 5, at Georgia (1/9/19)
- FT Made:** 5, 2x, last vs. Tennessee State (12/29/18)
- FT Atts:** 9, at Kansas St. (12/22/18)
- Rebounds:** 4, 5x, last at Georgia (1/9/19)
- Assists:** 4, vs. Tennessee State (12/29/18)
- Turnovers:** 4, at Kentucky (1/12/19)
- Blocks:** 1, vs. Savannah St. (11/27/18)
- Steals:** 2, at Georgia (1/9/19)
- Minutes:** 26, vs. Savannah St. (11/27/18)

CAREER HIGHS

- Points:** 16, vs. Savannah St. (11/27/18)
- FG Made:** 6, 2x, vs. Savannah St. (11/27/18)
- FG Atts:** 10, vs. Houston Baptist (12/20/17)
- 3FG Made:** 3, vs. Texas A&M (2/24/18)
- 3FG Atts:** 6, vs. Alabama (1/2/18)
- FT Made:** 8, at Arkansas (2/10/18)
- FT Atts:** 9, at Arkansas (2/10/18)
- Rebounds:** 9, at Arkansas (2/10/18)
- Assists:** 4, vs. Tennessee State (12/29/18)
- Turnovers:** 4, 2x, last at Kentucky (1/12/19)
- Blocks:** 1, vs. Savannah St. (11/27/18)
- Steals:** 2, at Georgia (1/9/19)
- Minutes:** 29, at Auburn (2/3/18)

EVANS NOTEBOOK

- ☛ Scored a career-high 16 points in season-best 26 minutes against Savannah State; scored 10 points at Georgia.
- ☛ Played season-high 21 minutes against Kent State and scored eight points.
- ☛ Played in 29 games and made 15 starts as a true freshman...Averaged 3.9 points and 1.9 rebounds per game.
- ☛ Tied a career high with 14 points at Ole Miss - all of which came in first half.
- ☛ Scored eight points on 8-9 shooting from the FT line against Razorbacks; also had career-high nine rebounds.
- ☛ Tallied 13 points at Auburn in a career-best 29 minutes.
- ☛ Scored career-high 14 points, all in the second half, against Houston Baptist.
- ☛ 6'2 guard from Bellaire High School in Houston, Texas, was the number 16-ranked prospect in the state of Texas and 247sports.com ranked him as the 11th-ranked combo guard nationally at the end of his junior season.
- ☛ Chose the Commodores over Purdue, Northwestern, and Kansas State.
- ☛ Four-year starter and captain who averaged 32.7 points, 7.1 rebounds, 6.5 assists, 3.2 steals, and 2.0 blocks as a senior at Bellaire, where he played for coach Bruce Glover.
- ☛ Son of Carlis and Sharon...Is a triplet with sisters Megan and Maya, who each play volleyball at Alabama A&M... Also has an older brother Denzel, who is a running back at the University of Kansas...Advice to young people: "Always work hard on what you want to achieve."

EVANS GAME-BY-GAME (SOPHOMORE)

Opponent	M	FG-A	3P-A	FT-A	Reb	PF	A	T	B	S	PTS
N6 Winthrop	3	0-0	0-0	0-0	0	0	0	0	0	0	0
N11 @USC	2	0-1	0-1	0-1	0	0	0	0	0	0	0
N16 Alcorn State	7	2-3	0-1	0-0	1	1	0	0	0	1	4
N19 Liberty	DNP										
N23 Kent State	21	3-7	1-1	1-4	4	0	1	0	0	0	8
N27 Savannah State	26	6-9	2-4	2-2	4	1	3	3	1	0	16
D1 vs. N.C. State	20	4-7	1-3	1-2	3	3	1	2	0	0	10
D5 Middle Tennessee	22	3-8	1-3	2-2	4	2	3	1	0	0	9
D17 Arizona State	17	3-5	2-3	0-0	4	0	3	1	0	0	8
D22 @Kansas State	24	0-3	0-1	5-9	2	0	2	2	0	0	5
D29 Tennessee State	19	2-5	1-3	5-6	2	1	4	0	0	1	10
D31 UNC Asheville	16	1-4	0-2	3-5	3	0	1	1	0	0	5
J5 Ole Miss	9	0-1	0-1	0-0	0	0	1	0	0	0	0
J9 @Georgia	25	3-7	2-5	2-2	4	3	1	1	0	2	10
J12 @Kentucky	15	0-1	0-0	0-0	1	2	2	4	0	1	0
J16 South Carolina	5	0-1	0-1	0-0	0	0	1	1	0	0	0
J19 Mississippi State	12	0-1	0-1	1-2	0	0	0	1	0	0	1
J23 Tennessee	3	0-0	0-0	0-0	1	1	1	1	0	0	0
J26 @Oklahoma	9	0-1	0-1	0-0	1	0	1	0	0	0	0
J29 Kentucky											
F2 @Missouri											
F5 @Arkansas											
F9 Alabama											
F13 @Florida											
F16 Auburn											
F19 @Tennessee											
F23 @Alabama											
F27 Florida											
M2 @Texas A&M											
M6 Arkansas											
M9 @LSU											

Evans' Overall Statistics at Vanderbilt

Year	GP	GS	Min	Avg	FG	FGA	Pct	3FG	3FGA	Pct	FT	FTA	Pct	Off	Def	Tot	Avg	PF	FO	Ast	TO	Blk	Stl	Pts	Avg
2017-18	29	15	378	13.0	34	95	.358	18	54	.333	28	33	.848	15	41	56	1.9	33	0	14	25	0	9	114	3.9
2018-19	17	0	247	14.5	27	63	.429	10	30	.333	22	35	.629	11	22	33	1.9	15	0	24	18	1	5	86	5.1
TOTAL	46	15	625	13.6	61	158	.386	28	84	.333	50	68	.735	26	63	89	1.9	48	0	38	43	1	14	200	4.3

Evans' SEC Statistics at Vanderbilt

Year	GP	GS	Min	Avg	FG	FGA	Pct	3FG	3FGA	Pct	FT	FTA	Pct	Off	Def	Tot	Avg	PF	FO	Ast	TO	Blk	Stl	Pts	Avg
2017-18	17	12	257	15.1	18	52	.346	12	32	.375	26	30	.867	13	28	41	2.4	24	0	7	19	0	6	74	4.4
2018-19	18	0	256	14.2	27	64	.422	10	31	.323	22	35	.629	12	22	34	1.9	15	0	25	18	1	5	86	4.8
TOTAL	47	15	634	13.5	61	159	.384	28	85	.329	50	68	.735	27	63	90	1.9	48	0	39	43	1	14	200	4.3



DARIUS GARLAND

10 Freshman, Guard
6'2" 175 lbs.
Nashville, Tenn.
Brentwood Academy

SEASON HIGHS

- Points:** 33, vs. Liberty (11/19/18)
- FG Made:** 12, vs. Liberty (11/19/18)
- FG Atts:** 18, vs. Liberty (11/19/18)
- 3FG Made:** 5, vs. Liberty (11/19/18)
- 3FG Atts:** 8, vs. Liberty (11/19/18)
- FT Made:** 4, 2x, last vs. Liberty (11/19/18)
- FT Atts:** 5, 2x, last vs. Liberty (11/19/18)
- Rebounds:** 7, vs. Alcorn St. (11/16/18)
- Assists:** 4, 3x, last vs. Liberty (11/19/18)
- Turnovers:** 6, at USC (11/11/18)
- Blocks:** 2, vs. Winthrop (11/6/18)
- Steals:** 2, vs. Winthrop (11/6/18)
- Minutes:** 37, vs. Liberty (11/19/18)

CAREER HIGHS

- Points:** 33, vs. Liberty (11/19/18)
- FG Made:** 12, vs. Liberty (11/19/18)
- FG Atts:** 18, vs. Liberty (11/19/18)
- 3FG Made:** 5, vs. Liberty (11/19/18)
- 3FG Atts:** 8, vs. Liberty (11/19/18)
- FT Made:** 4, 2x, last vs. Liberty (11/19/18)
- FT Atts:** 5, 2x, last vs. Liberty (11/19/18)
- Rebounds:** 7, vs. Alcorn St. (11/16/18)
- Assists:** 4, 3x, last vs. Liberty (11/19/18)
- Turnovers:** 6, at USC (11/11/18)
- Blocks:** 2, vs. Winthrop (11/6/18)
- Steals:** 2, vs. Winthrop (11/6/18)
- Minutes:** 37, vs. Liberty (11/19/18)

GARLAND NOTEBOOK

- ✪ Declared for NBA Draft on Jan. 22.
- ✪ Injured meniscus in left knee vs. Kent State and will miss the remainder of the season.
- ✪ Scored 33 points vs. Liberty, the second-most ever by a Commodore freshman and the second-most by a Vanderbilt player since 1996-97.
- ✪ Named the SEC Freshman of the Week after averaging 21.5 points, 4.0 rebounds, 2.5 assists, 1.0 block, and 1.5 steals in two Commodore victories against Winthrop and USC.
- ✪ Tallied 24 points, four assists, three rebounds, two steals, and two blocks in his collegiate debut vs. Winthrop.
- ✪ Garland, from Nashville, Tenn. and the Brentwood Academy, signed his National Letter of Intent with the Commodores in November in 2017. A consensus five-star recruit by most recruiting services, Garland enters the Vanderbilt program as one of the nation's best incoming point guards.
- ✪ Attended Brentwood Academy and won a TSSAA-record-tying four state championships with the Eagles and became only the second player in state history to claim three consecutive Mr. Basketball awards (Brentwood Academy's Brandan Wright - 2004 to 2006).
- ✪ Averaged 28.6 points per game as a senior and shot 59.7 percent from the field.
- ✪ Named a 2018 McDonald's All-American and a Naismith National Player of the Year semifinalist, becoming only the second Commodore to be named a McDonald's All-American (class of 2018 signee Simi Shittu) and the first named as a Naismith semifinalist. Also a Jordan Brand nominee.
- ✪ Named the Gatorade Tennessee Player of the Year in 2018.
- ✪ Darius Kinnard Garland...January 26, 2000...Son of Winston and Felicia Garland...Has one brother, Desmond Nunery...Plans to major in Communications and Broadcasting...Advice to young people: "Never be satisfied."

GARLAND GAME-BY-GAME (FRESHMAN)

Opponent	M	FG-A	3P-A	FT-A	Reb	PF	A	T	B	S	PTS
N6 Winthrop*	36	9-15	3-7	3-5	3	1	4	2	2	2	24
N11 @USC*	36	6-14	3-5	4-4	5	4	1	6	0	1	19
N16 Alcorn State*	28	1-6	0-3	1-2	7	0	4	3	0	0	3
N19 Liberty*	37	12-18	5-8	4-5	4	2	4	4	0	1	33
N23 Kent State*	2	1-1	0-0	0-0	0	0	0	0	0	0	2
N27 Savannah State	DNP										
D1 vs. N.C. State	DNP										
D5 Middle Tennessee	DNP										
D17 Arizona State	DNP										
D22 @Kansas State	DNP										
D29 Tennessee State	DNP										
D31 UNC Asheville	DNP										
J5 Ole Miss	DNP										
J9 @Georgia	DNP										
J12 @Kentucky	DNP										
J16 South Carolina	DNP										
J19 Mississippi State	DNP										
J23 Tennessee	DNP										
J26 @Oklahoma	DNP										
J29 Kentucky											
F2 @Missouri											
F5 @Arkansas											
F9 Alabama											
F13 @Florida											
F16 Auburn											
F19 @Tennessee											
F23 @Alabama											
F27 Florida											
M2 @Texas A&M											
M6 Arkansas											
M9 @LSU											

Year	GP	GS	Min	Avg	FG	FGA	Pct	3FG	3FGA	Pct	FT	FTA	Pct	Off	Def	Tot	Avg	PF	FO	Ast	TO	Blk	Stl	Pts	Avg
2018-19	5	5	139	27.8	29	54	.537	11	23	.478	12	16	.750	2	17	19	3.8	7	0	13	15	2	4	81	16.2
TOTAL	5	5	139	27.8	29	54	.537	11	23	.478	12	16	.750	2	17	19	3.8	7	0	13	15	2	4	81	16.2



SABEN LEE

O

Sophomore, Guard
6'2" 183 lbs.
Phoenix, Ariz.
Corona Del Sol HS

SEASON HIGHS

Points: 24, at Oklahoma (1/26/19)
FG Made: 9, at Oklahoma (1/26/19)
FG Atts: 16, vs. Tennessee (1/23/19)
3FG Made: 3, vs. Tennessee (1/23/19)
3FG Atts: 5, vs. Tennessee (1/23/19)
FT Made: 9, 4x, last vs. S. Carolina (1/17/19)
FT Atts: 14, vs. Liberty (11/19/18)
Rebounds: 6, 2x, last vs. Miss. State (1/19/19)
Assists: 7, vs. Tennessee (1/23/19)
Turnovers: 6, 2x, last at Oklahoma (1/26/19)
Blocks: 1, 3x, last vs. S. Carolina (1/17/19)
Steals: 3, 2x, last 6, 2x, last at Oklahoma (1/26/19)
Minutes: 42, vs. Tennessee (1/23/19)

CAREER HIGHS

Points: 24, 2x, last at Oklahoma (1/26/19)
FG Made: 9, 2x, last at Oklahoma (1/26/19)
FG Atts: 16, vs. Tennessee (1/23/19)
3FG Made: 3, 3x, last at LSU (2/20/18)
3FG Atts: 6, vs. Austin Peay (11/10/17)
FT Made: 12, vs. Kansas St. (12/3/17)
FT Atts: 17, vs. Kansas St. (12/3/17)
Rebounds: 9, vs. Texas A&M (2/24/18)
Assists: 9, vs. Texas A&M (2/24/18)
Turnovers: 6, 2x, last at Oklahoma (1/26/19)
Blocks: 2, vs. Austin Peay (11/10/17)
Steals: 4, vs. Arizona State (12/17/17)
Minutes: 42, vs. Tennessee (1/23/19)

LEE NOTEBOOK

- ✪ Tallied 21 points and tied a career high with three made threes against Tennessee. Played a career-high 42 minutes and dished out season-best seven assists.
- ✪ Scored in double figures in all but four games this season; tied a career high with 24 points at Oklahoma.
- ✪ Ranked in the top 10 in the SEC in assists per game (8th, 3.7), free throw attempts (2nd, 140) and free throws made (2nd, 98).
- ✪ Attempted 16 free throws vs. S. Carolina, which is the most by a Commodore in SEC play and third-most by a Commodore overall since 1999. His 17 free throws against Kansas State last season at Memorial Gym is second-most in the last 20 years.
- ✪ Tallied season-high 17 points vs. Liberty. Also attempted 14 free throws, the most by a Commodore since Wade Baldwin IV attempted 14 vs. Florida on 1/26/2016
- ✪ Played in all 32 games as a freshman and started in 29 games. Tallied double figures in 17 games.
- ✪ First Commodore with nine assists vs. Texas A&M since Wade Baldwin IV at Miss. State, 2/16/2016. His 96 asstis was a freshman is 6th on Vanderbilt's all-time single-season freshman assist list.
- ✪ Averaged 11.7 points per game in SEC play; 10th in steals (1.2) in SEC games only.
- ✪ Scored career-high 24 points at Arizona State.
- ✪ Tied then-career high with 19 points vs. Kansas State - finished 12-17 from free-throw line. Last Commodore to make 12 free throws in a game was Luke Kornet vs. Belmont on 11/15/2016.
- ✪ 6'2 guard from Tempe, Ariz., who attended Corona Del Sol High School. Lee chose the Commodores over Louisville, Stanford, Florida State, and Nebraska.
- ✪ Averaged 22 points, five rebounds, four assists, three blocks, and three steals in his senior season at Corona Del Sol...First-team All-State selection as a junior and senior...Was a four-star prospect and the number 92-ranked player by Scout.com and the number 17 point guard by 247sports.com.
- ✪ Saben Anthonia Lee...June 23, 1999 ... Son of Anthonia "Amp" Lee and Natalie Williams...Has one brother Aubry...Plans to major in Mechanical Engineering...Advice to young people: "Have fun because at the next level it's all business."

LEE GAME-BY-GAME (SOPHOMORE)

Opponent	M	FG-A	3P-A	FT-A	Reb	PF	A	T	B	S	PTS
N6 Winthrop*	30	6-8	0-1	0-0	6	4	5	2	0	0	12
N11 @USC*	31	3-13	0-4	3-3	2	3	3	2	1	1	9
N16 Alcorn State*	26	3-7	1-2	3-4	2	0	6	3	0	0	10
N19 Liberty*	30	4-9	0-0	9-14	3	1	2	5	0	2	17
N23 Kent State*	29	4-10	1-4	4-8	5	3	5	6	0	1	13
N27 Savannah State*	20	4-6	0-1	3-5	4	1	4	0	0	3	11
D1 vs. N.C. State*	32	3-7	0-0	9-13	1	3	3	2	0	0	15
D5 Middle Tennessee*	28	2-9	1-3	2-2	4	1	3	0	0	2	7
D17 Arizona State*	29	2-3	1-2	9-12	5	2	3	4	0	0	14
D22 @Kansas State*	22	1-5	0-3	6-6	2	1	4	3	1	0	8
D29 Tennessee State*	27	8-9	0-1	7-9	4	0	3	2	0	1	23
D31 UNC Asheville*	27	2-3	0-0	7-8	2	3	4	1	0	1	11
J5 Ole Miss*	35	3-12	0-2	3-6	5	2	5	2	0	1	9
J9 @Georgia*	28	4-9	1-1	3-3	2	2	2	2	0	2	12
J12 @Kentucky*	31	2-6	1-2	4-6	1	2	2	0	0	1	9
J16 South Carolina*	37	4-7	0-0	9-16	3	2	3	4	1	1	17
J19 Mississippi State*	38	4-9	0-0	5-8	6	2	3	2	0	0	13
J23 Tennessee*	42	5-16	3-5	8-13	4	3	7	2	0	0	21
J26 @Oklahoma*	37	9-12	2-2	4-4	8	1	3	6	1	3	24
J29 Kentucky											
F2 @Missouri											
F5 @Arkansas											
F9 Alabama											
F13 @Florida											
F16 Auburn											
F19 @Tennessee											
F23 @Alabama											
F27 Florida											
M2 @Texas A&M											
M6 Arkansas											
M9 @LSU											

Lee's Overall Statistics at Vanderbilt

Year	GP	GS	Min	Avg	FG	FGA	Pct	3FG	3FGA	Pct	FT	FTA	Pct	Off	Def	Tot	Avg	PF	FO	Ast	TO	Blk	Stl	Pts	Avg
2017-18	32	29	857	26.8	115	249	.462	23	75	.307	85	117	.726	22	73	95	3.0	78	2	99	71	5	39	338	10.6
2018-19	19	19	578	30.4	73	160	.456	11	33	.333	98	140	.700	9	60	69	3.6	36	0	70	48	3	19	255	13.4
TOTAL	51	48	1435	28.1	188	409	.460	34	108	.315	183	257	.712	31	133	164	3.2	114	2	169	119	8	58	593	11.6

Lee's SEC Statistics at Vanderbilt

Year	GP	GS	Min	Avg	FG	FGA	Pct	3FG	3FGA	Pct	FT	FTA	Pct	Off	Def	Tot	Avg	PF	FO	Ast	TO	Blk	Stl	Pts	Avg
2017-18	18	18	520	28.9	75	148	.507	18	46	.391	42	56	.750	11	47	58	3.2	53	2	49	43	1	22	210	11.7
2018-19	6	6	211	35.2	22	59	.373	5	10	.500	32	52	.615	2	19	21	3.5	13	0	22	12	1	5	81	13.5
TOTAL	24	24	731	30.5	97	207	.469	23	56	.411	74	108	.685	13	66	79	3.3	66	2	71	55	2	27	291	12.1



MATTHEW MOYER

13

R-Sophomore, Forward
6'8" 217 lbs.
Gahanna, Ohio
Syracuse/Kent Prep

SEASON HIGHS

- Points:** 14, vs. Middle Tennessee (12/5/18)
- FG Made:** 4, 2x, last vs. Middle Tennessee (12/5/18)
- FG Atts:** 9, vs. Savannah St. (11/27/18)
- 3FG Made:** 2, 3x, last at Kentucky (1/12/19)
- 3FG Atts:** 5, vs. Savannah St. (11/27/18)
- FT Made:** 4, 2x, last vs. S. Carolina (1/16/19)
- FT Atts:** 5, vs. South Carolina (1/16/19)
- Rebounds:** 8, vs. Alcorn St. (11/16/18)
- Assists:** 5, vs. Savannah St. (11/27/18)
- Turnovers:** 3, 2x, last vs. Miss. St. (1/19/19)
- Blocks:** 2, vs. Miss. St. (1/19/19)
- Steals:** 1, 3x, last at Georgia (1/9/19)
- Minutes:** 24, 2x, last vs. Miss. St. (1/19/19)

CAREER HIGHS

- Points:** 18, vs. UConn (12/5/17)
- FG Made:** 7, vs. UConn (12/5/17)
- FG Atts:** 12, vs. Buffalo (12/19/17)
- 3FG Made:** 2, 3x, last at Kentucky (1/12/19)
- 3FG Atts:** 5, vs. Savannah St. (11/27/18)
- FT Made:** 4, 5x, last S. Carolina (1/16/19)
- FT Atts:** 6, vs. N.C. State (2/14/18)
- Rebounds:** 10, at Florida State (1/13/18)
- Assists:** 5, vs. Savannah St. (11/27/18)
- Turnovers:** 3, 2x, last vs. Miss. St. (1/19/19)
- Blocks:** 2, 3x, last vs. Miss. St. (1/19/19)
- Steals:** 3, at Florida State (1/13/18)
- Minutes:** 36, vs. UConn (12/5/17)

MOYER NOTEBOOK

- ✪ Played season-high 23 minutes vs. South Carolina; scored eight points and had four rebounds.
- ✪ Scored a Commodore-best 14 points against Middle Tennessee; scored 10 points against Tenn. State.
- ✪ Moyer, a transfer from Syracuse who arrived at Vanderbilt in the summer of 2018, was ruled immediately eligible by the NCAA on November 15. He will have three years of eligibility remaining with the Commodores.
- ✪ Has a total of 13 rebounds in two games as a Commodore.
- ✪ Redshirted first season at Syracuse, then averaged 3.1 points and 3.2 rebounds in 37 games with the Orange.
- ✪ Totaled a career-high 18 points and added eight rebounds versus Connecticut.
- ✪ Posted a career-high 10 rebounds and three steals at Florida State.
- ✪ Matthew Anthony Moyer...June 30, 1997...Son of Fred and Annette Moyer...Has one brother, Desmond Nunnery...Plans to major in Communications...Advice to young people: "Take advantage of your opportunities."

MOYER GAME-BY-GAME (SOPHOMORE)

Opponent	M	FG-A	3P-A	FT-A	Reb	PF	A	T	B	S	PTS
N6 Winthrop	DNP										
N11 @USC	DNP										
N16 Alcorn State	15	2-5	1-2	0-0	8	2	2	3	0	1	5
N19 Liberty	19	2-5	1-2	0-0	5	3	1	0	1	0	5
N23 Kent State	14	0-1	0-1	2-2	3	3	1	0	1	0	2
N27 Savannah State	24	4-9	2-5	0-0	6	0	5	2	1	0	10
D1 vs. N.C. State	14	0-2	0-1	0-0	4	1	0	0	1	0	0
D5 Middle Tennessee*	20	4-6	2-3	4-4	2	2	1	1	1	0	14
D17 Arizona State*	10	0-2	0-2	0-0	0	1	0	1	0	0	0
D22 @Kansas State*	9	0-2	0-2	0-0	1	3	0	0	1	1	0
D29 Tennessee State	23	3-4	1-2	3-4	4	3	0	1	0	0	10
D31 UNC Asheville	10	1-2	0-0	1-2	3	0	1	0	1	0	3
J5 Ole Miss	8	0-0	0-0	1-2	2	0	1	1	0	0	1
J9 @Georgia	17	2-6	0-1	1-1	1	2	0	1	0	1	5
J12 @Kentucky	14	2-4	2-4	1-2	1	1	0	1	1	1	7
J16 South Carolina	23	2-4	0-1	4-5	4	4	0	1	0	0	8
J19 Mississippi State	24	2-3	0-1	2-2	4	1	0	3	2	0	6
J23 Tennessee*	14	1-2	0-1	0-0	4	4	0	0	0	1	2
J26 @Oklahoma*	11	0-4	0-2	0-2	3	0	0	0	0	0	0
J29 Kentucky											
F2 @Missouri											
F5 @Arkansas											
F9 Alabama											
F13 @Florida											
F16 Auburn											
F19 @Tennessee											
F23 @Alabama											
F27 Florida											
M2 @Texas A&M											
M6 Arkansas											
M9 @LSU											

Moyer's Overall Statistics																										
Year	GP	GS	Min	Avg	FG	FGA	Pct	3FG	3FGA	Pct	FT	FTA	Pct	Off	Def	Tot	Avg	PF	FO	Ast	TO	Blk	Stl	Pts	Avg	
2017-18*	37	20	587	15.9	45	85	.529	1	9	.111	22	41	.537	38	82	120	3.2	52	1	16	25	11	13	113	3.1	
2018-19	17	5	269	15.8	25	61	.410	9	30	.300	19	26	.731	26	29	55	3.2	30	0	12	15	10	5	78	4.6	
TOTAL	54	25	856	15.9	70	146	.479	10	39	.256	41	67	.612	64	111	175	3.2	82	1	28	40	21	18	191	3.5	

Moyer's SEC Statistics at Vanderbilt																										
Year	GP	GS	Min	Avg	FG	FGA	Pct	3FG	3FGA	Pct	FT	FTA	Pct	Off	Def	Tot	Avg	PF	FO	Ast	TO	Blk	Stl	Pts	Avg	
2018-19	6	1	100	16.7	9	19	.474	2	8	.250	9	12	.750	4	12	16	2.7	12	0	1	7	3	3	29	4.8	
TOTAL	6	1	100	16.7	9	19	.474	2	8	.250	9	12	.750	4	12	16	2.7	12	0	1	7	3	3	29	4.8	



AARON NESMITH

24

Freshman, Guard/Forward
6'6" 213 lbs.
Charleston, S.C.
Porter Gaud

SEASON HIGHS

- Points:** 24, vs. Tennessee (1/23/19)
- FG Made:** 9, vs. Tennessee (1/23/19)
- FG Atts:** 15, vs. Tennessee (1/23/19)
- 3FG Made:** 5, vs. South Carolina (1/16/19)
- 3FG Atts:** 10, vs. South Carolina (1/16/19)
- FT Atts:** 4, 2x, last vs. South Carolina (1/16/19)
- FT Atts:** 4, 3x, last vs. South Carolina (1/16/19)
- Rebounds:** 13, vs. Savannah St. (11/27/18)
- Assists:** 4, at USC (11/11/18)
- Turnovers:** 3, vs. Savannah St. (11/27/18)
- Blocks:** 2, 3x, last vs. Tennessee (1/23/19)
- Steals:** 3, vs. Savannah St. (11/27/18)
- Minutes:** 42, vs. Tennessee (1/23/19)

CAREER HIGHS

- Points:** 24, vs. Tennessee (1/23/19)
- FG Made:** 9, vs. Tennessee (1/23/19)
- FG Atts:** 15, vs. Tennessee (1/23/19)
- 3FG Made:** 5, vs. South Carolina (1/16/19)
- 3FG Atts:** 10, vs. South Carolina (1/16/19)
- FT Made:** 4, 2x, last vs. South Carolina (1/16/19)
- FT Atts:** 4, 3x, last vs. South Carolina (1/16/19)
- Rebounds:** 13, vs. Savannah St. (11/27/18)
- Assists:** 4, at USC (11/11/18)
- Turnovers:** 3, vs. Savannah St. (11/27/18)
- Blocks:** 2, 3x, last vs. Tennessee (1/23/19)
- Steals:** 3, vs. Savannah St. (11/27/18)
- Minutes:** 42, vs. Tennessee (1/23/19)

NESMITH NOTEBOOK

- ✪ Set new career highs in points (24), field goals made (9) and minutes (42) against Tennessee.
- ✪ Leads Commodores in scoring in SEC games only.
- ✪ Tallied 23 points against South Carolina; also made career-best five threes.
- ✪ Scored team-high 11 points in a career-best 35 minutes at Kentucky.
- ✪ Made first start of his career at Georgia.
- ✪ Posted 20 points and career-high 13 rebounds in win over Savannah State.
- ✪ Scored 10 points, four rebounds, and four assists in win at USC.
- ✪ Nesmith posted a stellar career at Porter Gaud High School in Charleston, S.C., where he was named the state's Gatorade Player of the Year as a senior while leading his Porter Gaud teams to three straight South Carolina state titles and scoring 2,000 career points.
- ✪ One of the class of 2018's top shooters.
- ✪ Averaged 21 points, 4.5 rebounds and 1.8 assists per game as a senior...Scored 2,067 career points and was named Most Outstanding Player at both the Chick-fil-A Classic, where he made nine three pointers, and the Rotary Roundball holiday tournament.
- ✪ Three-time South Carolina Independent School Association 3A Player of the Year...Three-time honoree as All-Lowcountry player of the year by the Charleston Post and Courier.
- ✪ Aaron Joshua Nesmith...October 16, 1999...Son of Benard and Erine Nesmith...Has one brother, Eddie...Undecided in major...Advice to young people: "Always work hard and give that little extra effort when your peers are not."

NESMITH GAME-BY-GAME (FRESHMAN)

Opponent	M	FG-A	3P-A	FT-A	Reb	PF	A	T	B	S	PTS
N6 Winthrop	17	1-4	1-4	1-1	2	2	1	2	0	0	4
N11 @USC	21	3-6	2-5	2-2	4	2	4	0	0	0	10
N16 Alcorn State	24	2-8	1-5	2-2	7	3	1	0	1	1	7
N19 Liberty	12	0-0	0-0	2-2	4	1	0	1	0	0	2
N23 Kent State	23	1-5	1-3	2-3	6	4	2	1	0	1	5
N27 Savannah State	29	7-12	2-5	4-4	13	4	3	3	2	3	20
D1 vs. N.C. State	25	3-6	1-4	2-2	5	4	1	1	1	1	9
D5 Middle Tennessee	26	3-4	1-2	2-2	8	1	2	0	2	1	9
D17 Arizona State	27	5-10	3-5	0-2	5	3	1	0	1	0	13
D22 @Kansas State	23	0-6	0-4	0-0	5	5	1	2	0	1	0
D29 Tennessee State	21	3-7	1-4	2-2	5	4	2	0	1	0	9
D31 UNC Asheville	27	2-5	2-5	0-1	7	2	3	2	0	0	6
J5 Ole Miss	18	3-9	2-5	0-0	3	5	1	1	1	1	8
J9 @Georgia*	29	3-10	1-6	2-4	8	4	0	2	1	2	9
J12 @Kentucky*	35	5-11	1-6	0-0	5	3	1	1	0	0	11
J16 South Carolina*	35	7-14	5-10	4-4	4	3	1	0	0	0	23
J19 Mississippi State*	35	4-10	2-6	1-2	6	3	0	2	0	0	11
J23 Tennessee*	42	9-15	4-7	2-3	6	3	1	2	2	2	24
J26 @Oklahoma*	27	3-6	2-3	1-2	5	2	0	1	0	1	9
J29 Kentucky											
F2 @Missouri											
F5 @Arkansas											
F9 Alabama											
F13 @Florida											
F16 Auburn											
F19 @Tennessee											
F23 @Alabama											
F27 Florida											
M2 @Texas A&M											
M6 Arkansas											
M9 @LSU											

Nesmith's Overall Statistics at Vanderbilt

Year	GP	GS	Min	Avg	FG	FGA	Pct	3FG	3FGA	Pct	FT	FTA	Pct	Off	Def	Tot	Avg	PF	FO	Ast	TO	Blk	Stl	Pts	Avg
2018-19	19	6	496	26.1	64	148	.432	32	89	.360	29	38	.763	21	87	108	5.7	58	2	25	21	12	14	189	9.9
TOTAL	19	6	496	26.1	64	148	.432	32	89	.360	29	38	.763	21	87	108	5.7	58	2	25	21	12	14	189	9.9

Nesmith's SEC Statistics at Vanderbilt

Year	GP	GS	Min	Avg	FG	FGA	Pct	3FG	3FGA	Pct	FT	FTA	Pct	Off	Def	Tot	Avg	PF	FO	Ast	TO	Blk	Stl	Pts	Avg
2018-19	6	5	194	32.3	31	69	.449	15	40	.375	9	13	.692	12	20	32	5.3	21	1	4	8	4	5	86	14.3
TOTAL	6	5	194	32.3	31	69	.449	15	40	.375	9	13	.692	12	20	32	5.3	21	1	4	8	4	5	86	14.3



MATT RYAN

32 Junior, Forward
6'8" 209 lbs.
Cortlandt Manor, N.Y.
Notre Dame/Iona Prep

SEASON HIGHS

Points: 19, vs. UNC Asheville (12/31/18)
FG Made: 7, vs. UNC Asheville (12/31/18)
FG Atts: 14, vs. UNC Asheville (12/31/18)
3FG Made: 4, 3x, last at Kansas St. (12/22/18)
3FG Atts: 11, vs. Winthrop (11/6/18)
FT Made: 5, vs. Arizona St. (12/17/18)
FT Atts: 6, vs. Arizona St. (12/17/18)
Rebounds: 7, vs. Liberty (11/19/18)
Assists: 4, vs. Alcorn St. (11/16/18)
Turnovers: 3, 2x, last vs. N.C State (12/11/18)
Blocks: 1, 2x, last at Kentucky (1/12/19)
Steals: 2, 2x, last vs. Miss. St. (1/19/19)
Minutes: 31, vs. Kent St. (11/23/18)

CAREER HIGHS

Points: 23, vs. Chicago State (11/26/16)
FG Made: 8, vs. Chicago State (11/26/16)
FG Atts: 15, vs. Chicago State (11/26/16)
3FG Made: 7, vs. Chicago State (11/26/16)
3FG Atts: 14, vs. Chicago State (11/26/16)
FT Made: 5, vs. Arizona St. (12/17/18)
FT Atts: 6, vs. Arizona St. (12/17/18)
Rebounds: 7, vs. Liberty (11/19/18)
Assists: 4, vs. Alcorn St. (11/16/18)
Turnovers: 3, vs. Savannah St. (11/27/18)
Blocks: 3, vs. Indiana (12/19/15)
Steals: 2, 3x, last vs. Miss. St. (1/19/19)
Minutes: 31, vs. Kent St. (11/23/18)

RYAN NOTEBOOK

- ✪ Ranked in the top 10 in the SEC in 3FG attempts (7th, 116) and 3FG made (8th, 2.16)
- ✪ Made four threes in a game for the third time at Kansas State, where he led the team with 14 points.
- ✪ Sat out the 2017-18 season after transferring from Notre Dame, where he played in 72 games and participated in two NCAA tournaments, including an Elite Eight as a freshman in 2015-16.
- ✪ Played in all 36 games as a sophomore at Notre Dame and averaged 3.6 points per game.
- ✪ Came off the bench in the ACC semifinal victory over Florida State to score 11 points on 3-of-4 shooting from three point range.
- ✪ Scored 17 points on 5-of-7 shooting from three-point range, while collecting a season-high five rebounds, in a victory over North Carolina A&T.
- ✪ Hit first five 3FG attempts and eventually finished 7-14 from three-point range with a career-high 23 points vs. Chicago State
- ✪ Born in White Plains, New York... Son of Richard and Laurie Ryan, along with older sister, Mikela and younger brother, Michael... Was a member of National Honor Society, National Latin Honor Society and National Italian Honor Society in high school... Majoring in Economics.

RYAN GAME-BY-GAME (JUNIOR)

Opponent	M	FG-A	3P-A	FT-A	Reb	PF	A	T	B	S	PTS
N6 Winthrop*	30	5-12	4-11	2-3	2	2	1	0	1	0	16
N11 @USC*	26	1-6	1-4	1-2	5	2	2	1	0	0	4
N16 Alcorn State*	21	4-8	4-7	0-0	2	2	4	1	0	0	12
N19 Liberty*	28	4-9	2-5	0-0	7	3	0	1	0	0	10
N23 Kent State*	31	3-5	2-4	0-0	5	0	2	0	0	0	8
N27 Savannah State*	20	3-8	3-8	2-2	3	0	3	3	0	0	11
D1 vs. N.C. State*	21	3-9	1-5	2-2	5	0	0	3	0	1	9
D5 Middle Tennessee*	21	3-5	2-4	1-1	0	0	2	1	0	0	9
D17 Arizona State*	24	2-11	2-9	5-6	1	1	1	0	0	0	11
D22 @Kansas State*	29	4-8	4-7	2-3	4	4	0	2	0	0	14
D29 Tennessee State*	22	3-8	2-6	0-0	3	2	0	0	0	0	8
D31 UNC Asheville*	30	7-14	3-9	2-2	4	3	2	2	0	0	19
J5 Ole Miss*	28	3-7	3-5	0-0	0	2	1	1	0	2	9
J9 @Georgia*	18	1-6	1-6	0-0	1	3	1	0	0	0	3
J12 @Kentucky*	24	1-7	1-6	0-0	1	3	0	0	1	0	3
J16 South Carolina*	18	2-6	2-6	0-0	0	2	0	1	0	0	6
J19 Mississippi State*	14	1-4	1-4	0-0	1	2	0	0	0	2	3
J23 Tennessee	26	4-7	2-5	2-3	2	2	1	2	0	0	12
J26 @Oklahoma	24	3-9	1-5	0-1	5	2	1	0	1	0	7
J29 Kentucky											
F2 @Missouri											
F5 @Arkansas											
F9 Alabama											
F13 @Florida											
F16 Auburn											
F19 @Tennessee											
F23 @Alabama											
F27 Florida											
M2 @Texas A&M											
M6 Arkansas											
M9 @LSU											

Ryan's Overall Statistics

Year	GP	GS	Min	Avg	FG	FGA	Pct	3FG	3FGA	Pct	FT	FTA	Pct	Off	Def	Tot	Avg	PF	FO	Ast	TO	Blk	Stl	Pts	Avg
2015-16*	36	4	521	14.5	60	144	.417	46	123	.374	19	24	.792	4	56	60	1.7	55	0	18	6	3	9	185	5.1
2016-17*	36	0	286	7.9	43	99	.434	36	83	.434	9	10	.900	6	26	32	0.9	29	0	14	13	1	6	131	3.6
2018-19	19	17	456	24.0	57	149	.383	41	116	.353	19	25	.760	9	42	51	2.7	35	0	21	17	3	5	174	9.2
TOTAL	91	21	1263	13.9	160	392	.408	123	322	.382	47	59	.797	19	124	143	1.6	119	0	53	36	7	20	490	5.4

Ryan's SEC Statistics at Vanderbilt

Year	GP	GS	Min	Avg	FG	FGA	Pct	3FG	3FGA	Pct	FT	FTA	Pct	Off	Def	Tot	Avg	PF	FO	Ast	TO	Blk	Stl	Pts	Avg
2018-19	6	5	128	21.3	12	37	.324	10	32	.313	2	3	.667	0	5	5	0.8	14	0	3	4	1	4	36	6.0
TOTAL	6	5	128	21.3	12	37	.324	10	32	.313	2	3	.667	0	5	5	0.8	14	0	3	4	1	4	36	6.0



SIMISOLA SHITTU

11

Freshman, Forward
6'10" 240 lbs.
Burlington, Ontario
Vermont Academy

SEASON HIGHS

- Points:** 21, vs. Ole Miss (1/8/19)
- FG Made:** 9, vs. Alcorn St. (11/16/18)
- FG Atts:** 15, 2x, last at Georgia (1/9/19)
- 3FG Made:** 1, vs. Miss. State (1/23/19)
- 3FG Atts:** 3, vs. Middle Tennessee (12/5/18)
- FT Made:** 9, vs. Ole Miss (1/5/19)
- FT Atts:** 15, vs. Ole Miss (1/5/19)
- Rebounds:** 15, at USC (11/11/18)
- Assists:** 5, vs. Savannah St. (11/27/18)
- Turnovers:** 6, at Oklahoma (1/26/19)
- Blocks:** 3, 2x, last vs. N.C. State (12/1/18)
- Steals:** 3, at USC (11/11/18)
- Minutes:** 37, vs. Arizona St. (12/17/18)

CAREER HIGHS

- Points:** 21, vs. Ole Miss (1/8/19)
- FG Made:** 9, vs. Alcorn St. (11/16/18)
- FG Atts:** 15, 2x, last at Georgia (1/9/19)
- 3FG Made:** 1, vs. Miss. State (1/23/19)
- 3FG Atts:** 3, vs. Middle Tennessee (12/5/18)
- FT Made:** 9, vs. Ole Miss (1/5/19)
- FT Atts:** 15, vs. Ole Miss (1/5/19)
- Rebounds:** 15, at USC (11/11/18)
- Assists:** 5, vs. Savannah St. (11/27/18)
- Turnovers:** 5, 2x, last vs. Savannah St. (11/23/18)
- Blocks:** 3, 2x, last vs. N.C. State (12/1/18)
- Steals:** 3, at USC (11/11/18)
- Minutes:** 37, vs. Arizona St. (12/17/18)

SHITTU NOTEBOOK

- ✪ Talled third double-double at Georgia (10 points, 14 rebounds).
- ✪ Scored career-high 21 points against Ole Miss; named the conference's Freshman of the Week after averaging 19 points, nine rebounds and 3.5 assists against UNC Asheville and Ole Miss.
- ✪ Fifth-leading freshmen scorer in the SEC and leading freshmen rebounder.
- ✪ Scored 21 points in the SEC opener against Ole Miss, and it was the most by a Vanderbilt freshman in an SEC opener since A.J. Ogilvy scored 25 points in an 80-73 win over South Carolina at Memorial Gym on January 9, 2008.
- ✪ Ranked in top 10 in SEC in defensive rebounds per game (5th, 5.63), double doubles (9th, 3), free throw attempts (6th, 101), rebounds per game (8th, 7.3), and total rebounds (8th, 139).
- ✪ Shittu, from Burlington, Ont. and the Vermont Academy, signed his National Letter of Intent with the Commodores in November in 2017. A consensus five-star forward/center Shittu is considered one of the best frontcourt prospects to enter college basketball this season.
- ✪ Averaged 20 points, 10 rebounds and 3 assists per game on the spring and summer AAU circuit for CIA Bounce.
- ✪ Was named a McDonald's All-American in 2018, Vanderbilt's second honoree in the class of 2018 (point guard Darius Garland).
- ✪ Also a Jordan Brand honoree.
- ✪ Averaged 19.9 points and 12.7 rebounds per game for Vermont Academy in 2016-17.
- ✪ Ranked seventh-best prospect in the class of 2018 and the number-one ranked power forward by Rivals.com.
- ✪ Oluwasimisola Shittu...November 7, 1999...Son of Adesoji and Omena Shittu...Has one brother, Tayo...Undecided in major...Advice to young people: "If you put in the work, everything will take care of itself."

SHITTU GAME-BY-GAME (FRESHMAN)

Opponent	M	FG-A	3P-A	FT-A	Reb	PF	A	T	B	S	PTS
N6 Winthrop*	32	6-12	0-1	6-9	10	3	1	1	2	2	18
N11 @USC*	26	5-12	0-0	4-7	15	5	3	3	1	3	14
N16 Alcorn State*	25	9-11	0-0	2-3	6	0	0	0	3	0	20
N19 Liberty*	28	3-5	0-0	2-5	8	4	0	2	0	0	8
N23 Kent State*	32	8-15	0-1	4-5	8	3	3	5	0	0	20
N27 Savannah State*	19	6-7	0-1	5-6	3	2	5	5	0	0	17
D1 vs. N.C. State*	33	6-12	0-2	3-5	6	3	2	3	3	1	15
D5 Middle Tennessee*	21	6-13	0-3	3-4	6	3	0	2	0	1	15
D17 Arizona State*	37	4-10	0-1	1-2	7	3	4	2	0	1	9
D22 @Kansas State*	27	3-9	0-0	4-4	7	3	2	1	0	0	10
D29 Tennessee State*	27	2-9	0-1	6-7	8	2	1	3	0	0	10
D31 UNC Asheville*	30	5-7	0-0	7-9	9	1	4	4	1	1	17
J5 Ole Miss*	33	6-9	0-0	9-15	9	2	3	1	1	1	21
J9 @Georgia*	28	5-15	0-0	0-2	14	1	3	2	1	1	10
J12 @Kentucky*	32	4-10	0-1	0-1	5	2	0	3	1	1	8
J16 South Carolina*	22	4-6	0-0	5-8	3	4	2	3	0	0	13
J19 Mississippi State*	27	2-7	1-2	2-7	5	0	2	2	0	0	7
J23 Tennessee*	35	5-11	0-1	0-1	6	4	4	4	0	1	10
J26 @Oklahoma*	23	3-9	0-3	1-1	4	1	1	6	0	0	7
J29 Kentucky											
F2 @Missouri											
F5 @Arkansas											
F9 Alabama											
F13 @Florida											
F16 Auburn											
F19 @Tennessee											
F23 @Alabama											
F27 Florida											
M2 @Texas A&M											
M6 Arkansas											
M9 @LSU											

Shittu's Overall Statistics at Vanderbilt

Year	GP	GS	Min	Avg	FG	FGA	Pct	3FG	3FGA	Pct	FT	FTA	Pct	Off	Def	Tot	Avg	PF	FO	Ast	TO	Blk	Stl	Pts	Avg
2018-19	19	19	537	28.3	92	189	.487	1	17	.059	64	101	.634	32	107	139	7.3	46	1	40	52	12	13	249	13.1
TOTAL	19	19	537	28.3	92	189	.487	1	17	.059	64	101	.634	32	107	139	7.3	46	1	40	52	12	13	249	13.1

Shittu's SEC Statistics at Vanderbilt

Year	GP	GS	Min	Avg	FG	FGA	Pct	3FG	3FGA	Pct	FT	FTA	Pct	Off	Def	Tot	Avg	PF	FO	Ast	TO	Blk	Stl	Pts	Avg
2018-19	6	6	177	29.5	26	58	.448	1	4	.250	16	34	.471	11	31	42	7.0	13	0	14	15	3	4	69	11.5
TOTAL	6	6	177	29.5	26	58	.448	1	4	.250	16	34	.471	11	31	42	7.0	13	0	14	15	3	4	69	11.5



JOE TOYE

2

Senior, Guard
6'7" 210 lbs.
Chicago, Ill.
Whitney Young HS

SEASON HIGHS

Points: 18, vs. Tennessee State (12/29/18)
FG Made: 6, 2x, last vs. Tennessee State (12/29/18)
FG Atts: 12, vs. Ole Miss (1/5/19)
3FG Made: 4, vs. Tennessee State (12/29/18)
3FG Atts: 8, vs. Tennessee State (12/29/18)
FT Made: 5, 3x, last vs. UNC Asheville (12/31/18)
FT Atts: 6, 3x, last vs. UNC Asheville (12/31/18)
Rebounds: 9, at USC (11/11/18)
Assists: 3, vs. Winthrop (11/6/18)
Turnovers: 4, at Oklahoma (1/26/19)
Blocks: 3, at USC (11/11/18)
Steals: 2, 2x, last vs. UNC Asheville (12/31/18)
Minutes: 33, vs. Ole Miss (1/5/19)

CAREER HIGHS

Points: 18, 2x, last vs. Tennessee State (12/29/18)
FG Made: 7, at Kentucky (1/30/18)
FG Atts: 18, vs. Arizona State (12/17/17)
3FG Made: 5, vs. Texas A&M (3/9/17)
3FG Atts: 8, 2x, last vs. Tennessee State (12/29/18)
FT Made: 6, 6, 2x, last at Kentucky (2/28/17)
FT Atts: 7, vs. Texas A&M (2/16/17)
Rebounds: 9, at USC (11/11/18)
Assists: 4, 3x, last vs. Miss. State (2/14/18)
Turnovers: 4, 2x, last at Oklahoma (1/26/19)
Blocks: 3, at USC (11/11/18)
Steals: 2, 5x, last vs. UNC Asheville (12/31/18)
Minutes: 38, vs. Florida (3/10/17)

TOYE NOTEBOOK

- ✪ Scored in double figures in nine games this year, including a career-high tying 18 points against Tenn. State.
- ✪ Scored career-high 18 points in win over Tennessee State.
- ✪ Played in all 32 games and made nine starts as a junior in 2017-18.
- ✪ Tallied a season-high 16 points on two occasions this season (at Kentucky, vs. Miss. State); tied career-highs with six rebounds and four assists against Miss. State.
- ✪ His dunk against Mississippi State on Feb. 14 was named #1 play on SportsCenter's Top 10.
- ✪ Scored 13 points, including two game-clinching free throws, vs. Florida (2/17).
- ✪ Played in all 35 games and started 13 in 2016-17. Averaged 6.4 points and 2.6 rebounds in 2016-17.
- ✪ Tallied career high 18 points in win over Texas A&M at SEC Tournament.
- ✪ Scored a then career-high 15 points at Kentucky.
- ✪ Played in 30 games in 2015-16 and averaged 3.6 points and 1.2 rebounds per game. Scored in double figures in three games.
- ✪ Tied a career high with 10 points against Tennessee at SEC Tournament. Made a career-high three three's in a career-best 23 minutes of action. Also scored 10 points in First Four game vs. Wichita State.
- ✪ Was ranked as the sixth-best player in the state of Illinois and a four-star prospect by ESPN, and was also ranked as the 113th-best prospect in the nation by Rivals.com.
- ✪ Toye and his twin sister Elizabeth are both Division I basketball players - Elizabeth plays for Florida International.
- ✪ Attended Whitney Young High School in Chicago, where he was named as a First-Team All-City selection.
- ✪ Averaged 18.0 points, 7.0 rebounds, 2.0 assists, 2.0 steals, and 1.5 blocks as a senior.
- ✪ Chose the Commodores over Iowa, Memphis, Creighton, Bradley, UIC, and Missouri.
- ✪ Recipient of the Edie and David Johnson Family Basketball Scholarship.
- ✪ Advice to youngsters: "Don't let negative influences in your life."

TOYE GAME-BY-GAME (SENIOR)

Opponent	M	FG-A	3P-A	FT-A	Reb	PF	A	T	B	S	PTS
N6 Winthrop*	29	4-7	2-5	2-2	6	3	3	0	0	0	12
N11 @USC*	31	4-10	3-5	5-6	9	0	1	1	3	1	16
N16 Alcorn State*	25	4-9	1-6	5-6	4	1	0	1	2	1	14
N19 Liberty*	31	1-4	1-3	1-2	2	1	1	0	0	1	4
N23 Kent State*	31	6-11	0-4	3-5	6	2	1	2	1	0	15
N27 Savannah State*	13	5-6	3-3	0-0	2	3	1	0	1	1	13
D1 vs. N.C. State*	26	0-6	0-4	1-2	1	2	0	0	1	0	1
D5 Middle Tennessee*	22	2-3	0-0	2-2	3	3	0	3	0	1	6
D17 Arizona State*	23	4-8	3-4	0-0	2	3	0	0	0	2	11
D22 @Kansas State*	24	3-7	3-6	2-3	2	3	2	3	0	0	11
D29 Tennessee State*	23	6-11	4-8	2-4	3	0	0	1	1	0	18
D31 UNC Asheville*	19	2-5	0-3	5-6	2	4	0	2	0	2	9
J5 Ole Miss*	33	4-12	1-6	3-3	7	2	1	0	1	0	12
J9 @Georgia	28	2-9	0-4	2-2	0	3	1	0	0	0	6
J12 @Kentucky*	36	3-7	2-6	1-3	6	0	1	0	0	0	9
J16 South Carolina*	26	0-2	0-1	0-0	2	3	0	2	0	0	0
J19 Mississippi State*	25	3-8	1-3	0-1	1	1	1	1	0	1	7
J23 Tennessee	15	2-2	1-1	0-0	1	1	1	1	0	0	5
J26 @Oklahoma	18	0-5	0-3	0-0	2	0	0	4	0	2	0
J29 Kentucky											
F2 @Missouri											
F5 @Arkansas											
F9 Alabama											
F13 @Florida											
F16 Auburn											
F19 @Tennessee											
F23 @Alabama											
F27 Florida											
M2 @Texas A&M											
M6 Arkansas											
M9 @LSU											

Toye's Overall Statistics at Vanderbilt

Year	GP	GS	Min	Avg	FG	FGA	Pct	3FG	3FGA	Pct	FT	FTA	Pct	Off	Def	Tot	Avg	PF	FO	Ast	TO	Blk	Stl	Pts	Avg
2015-16	30	0	257	8.6	37	74	.500	9	21	.429	25	39	.641	7	30	37	1.2	28	0	10	13	2	6	108	3.6
2016-17	35	13	739	21.1	70	175	.400	31	78	.397	53	78	.679	21	71	92	2.6	70	2	38	44	5	14	224	6.4
2017-18	32	9	602	18.8	68	170	.400	20	76	.263	27	44	.614	17	48	65	2.0	66	3	26	42	9	9	183	5.7
2018-19	19	16	478	25.2	55	132	.417	25	75	.333	34	47	.723	15	45	60	3.2	36	0	13	21	7	12	169	8.9
TOTAL	116	38	2076	17.9	230	551	.417	85	250	.340	139	208	.668	60	194	254	2.2	200	5	87	120	23	41	684	5.9

Toye's SEC Statistics at Vanderbilt

Year	GP	GS	Min	Avg	FG	FGA	Pct	3FG	3FGA	Pct	FT	FTA	Pct	Off	Def	Tot	Avg	PF	FO	Ast	TO	Blk	Stl	Pts	Avg
2015-16	17	0	100	5.9	11	27	.407	2	9	.222	9	13	.692	2	11	13	0.8	9	0	3	8	1	3	33	1.9
2016-17	18	9	422	23.4	42	102	.412	19	46	.413	29	45	.644	10	41	51	2.8	45	2	22	25	2	8	132	7.3
2017-18	18	1	327	18.2	39	87	.448	13	38	.342	14	21	.667	8	26	34	1.9	46	2	12	17	1	4	105	5.8
2018-19	6	4	163	27.2	14	40	.350	5	21	.238	6	9	.667	5	11	16	2.7	11	0	4	4	1	1	39	6.5
TOTAL	59	14	1012	17.2	106	256	.414	39	114	.342	58	88	.659	25	89	114	1.9	111	4	41	54	5	16	309	5.2



YANNI WETZELL

1

Junior, Forward/Center
6'10" 240 lbs.
Auckland, N.Z.
St. Mary's (Texas)

SEASON HIGHS

- Points:** 15, vs. Savannah St. (11/27/18)
- FG Made:** 5, vs. Savannah St. (11/27/18)
- FG Atts:** 8, at Oklahoma (1/26/19)
- 3FG Made:** 2, vs. Savannah St. (11/27/18)
- 3FG Atts:** 3, vs. N.C. State (12/1/18)
- FT Made:** 6, vs. UNC Asheville (12/31/18)
- FT Atts:** 7, vs. UNC Asheville (12/31/18)
- Rebounds:** 9, at Kansas St. (12/22/18)
- Assists:** 2, 2x, last vs. Tennessee (1/23/19)
- Turnovers:** 4, vs. Middle Tennessee (12/5/18)
- Blocks:** 2, vs. Arizona St. (12/17/18)
- Steals:** 3, vs. Tennessee State (12/29/18)
- Minutes:** 28, vs. Ole Miss (1/5/19)

CAREER HIGHS

- Points:** 29, 2x, last vs. Newman (2/23/17)
- FG Made:** 11, 3x, last vs. Panhandle St. (2/25/17)
- FG Atts:** 19, vs. Panhandle St. (2/25/17)
- 3FG Made:** 4, vs. Midwestern St. (11/19/16)
- 3FG Atts:** 4, vs. Midwestern St. (11/19/16)
- FT Made:** 12, vs. Okla. Christian (2/9/17)
- FT Atts:** 13, vs. Okla. Christian (2/9/17)
- Rebounds:** 13, vs. UA-Fort Smith (1/7/16)
- Assists:** 5, vs. Okla. Christian (2/9/17)
- Turnovers:** 9, vs. Rogers St. (1/28/17)
- Blocks:** 3, 2x, last vs. Tex. A&M Int'l (1/14/17)
- Steals:** 3, 3x, last vs. Tennessee State (12/29/18)
- Minutes:** 42, vs. Rogers St. (12/17/16)

WETZELL NOTEBOOK

- ✪ Made first start as a Commodore against Tennessee State.
- ✪ Tallied season-high 16 points in win over UNC Asheville.
- ✪ Grabbed a season-best nine rebounds at Kansas State.
- ✪ Scored 12 points and had five rebounds in win over Arizona State.
- ✪ Sat out the 2017-18 season after transferring from St. Mary's (Texas), where he played in 59 games.
- ✪ Named to the All-Heartland Conference Second Team as a sophomore after averaging 15.5 points and 6.8 rebounds per game. Shot 40.9% from three for the season and 42% from three in his two-year career.
- ✪ Played and started in all 30 games for St. Mary's University as a sophomore.
- ✪ Scored a season-high 29-point effort against Newman and a 28-point effort against Panhandle State... Scored 20 or more points in six games as a sophomore and posted six double-doubles.
- ✪ Named Heartland Conference Freshman of the Year in 2015-16.
- ✪ Was a tennis player in high school, and did not begin playing basketball until he was 17.
- ✪ Starred under head coach Carl Stent at Westlake High School in New Zealand, earning the Most Improved Player as a senior. Helped his team to a No. 2 national rank. Also played for the U19 New Zealand National Team, finishing ranked No. 2.

WETZELL GAME-BY-GAME (JUNIOR)

Opponent	M	FG-A	3P-A	FT-A	Reb	PF	A	T	B	S	PTS
N6 Winthrop	4	0-0	0-0	0-0	0	0	0	2	0	0	0
N11 @USC	7	1-1	0-0	0-2	1	2	0	1	1	1	2
N16 Alcorn State	10	1-3	0-0	0-0	1	0	0	0	0	0	2
N19 Liberty	4	0-1	0-0	0-0	0	0	0	1	0	1	0
N23 Kent State	11	1-1	0-0	0-0	2	2	0	1	0	0	2
N27 Savannah State	23	5-7	2-2	3-4	7	1	2	2	1	1	15
D1 vs. N.C. State	13	1-5	0-3	0-2	3	2	0	0	0	0	2
D5 Middle Tennessee	17	1-3	1-2	2-2	3	1	1	4	1	2	5
D17 Arizona State	21	3-5	1-2	5-5	5	3	1	1	2	0	12
D22 @Kansas State	29	3-6	0-2	2-2	9	3	0	2	0	0	8
D29 Tennessee State*	25	1-4	0-2	2-2	0	3	0	1	1	3	4
D31 UNC Asheville*	23	5-6	0-0	6-7	6	2	1	1	2	0	16
J5 Ole Miss*	28	3-6	0-1	1-3	3	3	0	2	1	2	7
J9 @Georgia*	22	3-7	1-2	1-1	5	1	0	1	0	0	8
J12 @Kentucky	9	0-1	0-0	0-0	0	1	0	1	1	0	0
J16 South Carolina	19	0-0	0-0	2-4	6	5	1	3	0	1	2
J19 Mississippi State	13	2-5	0-2	3-4	4	2	0	3	0	0	7
J23 Tennessee*	25	2-5	0-1	0-0	3	5	2	0	0	0	4
J26 @Oklahoma*	31	1-8	0-2	2-2	4	3	0	3	0	1	4
J29 Kentucky											
F2 @Missouri											
F5 @Arkansas											
F9 Alabama											
F13 @Florida											
F16 Auburn											
F19 @Tennessee											
F23 @Alabama											
F27 Florida											
M2 @Texas A&M											
M6 Arkansas											
M9 @LSU											

Wetzell's Overall Statistics

Year	GP	GS	Min	Avg	FG	FGA	Pct	3FG	3FGA	Pct	FT	FTA	Pct	Off	Def	Tot	Avg	PF	FO	Ast	TO	Blk	Stl	Pts	Avg
2015-16*	29	29	728	25.1	140	264	.530	3	6	.500	55	87	.632	65	97	162	5.6	99	5	25	84	8	10	338	11.7
2016-17*	30	30	939	31.3	170	339	.501	18	44	.409	106	159	.667	67	137	204	6.8	82	3	45	95	18	24	464	15.5
2018-19	19	6	334	17.6	33	74	.446	5	21	.238	29	40	.725	17	45	62	3.3	39	2	8	29	9	11	100	5.3
TOTAL	78	65	2001	25.7	343	677	.507	26	71	.366	190	286	.664	149	279	428	5.5	220	10	78	208	35	45	902	11.6

Wetzell's SEC Statistics at Vanderbilt

Year	GP	GS	Min	Avg	FG	FGA	Pct	3FG	3FGA	Pct	FT	FTA	Pct	Off	Def	Tot	Avg	PF	FO	Ast	TO	Blk	Stl	Pts	Avg
2018-19	6	3	116	19.3	10	24	.417	1	6	.167	7	12	.583	8	13	21	3.5	17	2	3	10	2	3	28	4.7
TOTAL	6	3	116	19.3	10	24	.417	1	6	.167	7	12	.583	8	13	21	3.5	17	2	3	10	2	3	28	4.7