

KENTUCKY

SOFTBALL

BIG BLUE NATION

2 0 1 9

S E A S O N



WE ARE UK

- MEDIA GUIDE -



2019 KENTUCKY SOFTBALL MEDIA GUIDE



TABLE OF CONTENTS

Table of Contents/Media Information	1
2019 Television Spot/Photo Chart	2
2019 Roster	3
2019 Quick Facts.....	4
2019 Schedule	5
Grace Baalman.....	6
Abbey Cheek.....	7
Kelsee Henson	8
Autumn Humes.....	9
Lauren Johnson.....	10
Alex Martens.....	11
Mallory Peyton	12
Sarah Rainwater.....	13
Katie Reed.....	14-15
Jenny Schaper	16
Larissa Spellman	17
Bailey Vick.....	18
Newcomers.....	19-24

COACHES

Head Coach Rachel Lawson	25-26
Rachel Lawson vs. All Opponents	27
Associate Head Coach Kristine Himes.....	28
Assistant Molly Johnson	29
Softball Support Staff	30-31

TOURNAMENTS

2019 Tournament Information.....	32
----------------------------------	----

HISTORY AND RECORDS

2018 Individual Stats	33
2018 Game-by-Game Summary	34
2018 SEC Recap	36-37
UK vs. All Opponents	38
All-Time Results	39-43
All-Time Honors.....	44-45
Career Records	46-47
Single Season Records	47-50
Game Records	51
Team Records	52
Single Season Records by Class	53
Letterwinners	54
All-time Numbers	55

MEDIA INFORMATION

TO THE MEDIA

The 2019 University of Kentucky softball media supplement is intended to answer any questions you might have about the season. If you need additional information, special stories, pictures or have any questions, please feel free to contact us at the Athletics Communications and PR office.

INTERVIEWS

All interviews with UK softball student-athletes and coaches must be coordinated through the UK media relations office. UK athletes are available before or after practice, while head coach Rachel Lawson and staff are available upon request. Please make all interview requests at least 48 hours before the desired interview time to Chris Shoals at media relations.

UK COMM. & PR INFO

Asst. AD for ACPR.: Tony Neely
Associate Directors.: Evan Crane, Susan Lax, Deb Moore, Eric Lindsey
Assistant Directors: Matt May, Jake Most, Chris Shoals
Asst. Director/Internet: Tim Letcher
Director of Strat. Com.: Guy Ramsey
ACPR Assistants.: Cami Moore, Connor Link
Office Coordinator: Stephanie Guy
Creative Director: Brandon Kolditz
Asst. Multimedia Director: Drew Morris
Team Photographers: Chet White, Britney Howard, Quinn Foster

CONTACT INFORMATION

Softball Contact: Chris Shoals
Office Phone: (859) 257-8437
Cell Phone: (513) 312-2489
FAX: (859) 323-4310
E-Mail: cmsh223@uky.edu



@UKSoftball



UKSoftball



Kentucky Softball



2019 RADIO/TELEVISION CHART



00 • OF
[Fr.]

Teyika
GARR-CARTER




1 • OF
[Sr.]

Sarah
RAINWATER




2 • OF
[Jr.]

Bailey
VICK



3 • P
[So.]

Grace
BAALMAN



4 • OF
[Fr.]

Renee
ABERNATHY



5 • P/INF
[Fr.]

Tatum
SPANGLER




6 • C
[Sr.]

Jenny
SCHAPER



7 • P/UTL
[Jr. - TR]

Autumn
HUMES



8 • INF
[Fr.]

Briona
RANCE



9 • UTL
[So.]

Lauren
JOHNSON



10 • INF
[Fr.]

Olivia
WARD



11 • 3B
[Sr.]

Abbey
CHEEK



12 • INF
[Fr.]

Hannah
DAVIS



13 • INF
[So.]

Mallory
PEYTON



14 • OF
[Fr.]

Jaci
BABBS




19 • OF
[Sr.]

Kelsee
HENSON




20 • INF
[Fr.]

Maclai
BRANSON



23 • SS
[Sr.]

Katie
REED




24 • OF
[Fr.]

Kennedy
COWDEN




26 • P
[Fr.]

Meghan
SCHORMAN




30 • P
[Jr.]

Larissa
SPELLMAN




33 • 2B
[Jr.]

Alex
MARTENS



99 • C/OF
[Fr.]

Kayla
KOWALIK



Head
Coach [12th]

Rachel
LAWSON



2019 ALPHABETICAL/NUMERICAL ROSTER

ALPHABETICAL ROSTER

No.	Name	Position	Class	B/T	Hometown (High School/Last College)
4	Renee Abernathy	Outfield	Fr.	L/L	Springfield, Ill./Sacred Heart Griffin HS
3	Grace Baalman	RHP	So.	R/R	Hardin, Ill./Calhoun HS
14	Jaci Babbs	Outfield	Fr.	L/R	Sturgis, Ky./Union Co. HS
20	Maclai Branson	Infield	Fr.	R/R	Union, Ky./Ryle HS
11	Abbey Cheek	Infield	Sr.	R/R	Inman, S.C./Chapman HS
24	Kennedy Cowden	Outfield	Fr.	L/L	Powell, Tenn./Powell HS
12	Hannah Davis	Infield	Fr.	L/R	Georgetown, Ky./Scott Co. HS
00	Tekiya Garr-Carter	Outfield	Fr.	L/R	Lexington, Ky./Lafayette HS
19	Kelsee Henson	Outfield	Sr.	L/R	Paducah, Ky./McCracken County HS
7	Autumn Humes	RHP	Jr.-TR	R/R	Bald Knob, Ark./Harding Univ. (Ark.)
9	Lauren Johnson	Infield	So.	L/R	Owensboro, Ky./Davies Co. HS
99	Kayla Kowalik	Catcher	Fr.	L/R	New Braunfels, Texas/St. John Paul II HS
33	Alex Martens	Infield	Jr.	L/R	McHenry, Ill./McHenry West HS
13	Mallory Peyton	Infield	So.	R/R	Madisonville, Ky./Madisonville HS
1	Sarah Rainwater	Outfield	Sr.	R/R	Nicholasville, Ky./East Jessimine HS
8	Briona Rance	Infield	Fr.	L/R	Fishers, Ind./Fishers HS
23	Katie Reed	Infield	Sr.	R/R	St. Louis, Mo./Oakville HS
6	Jenny Schaper	Catcher	Sr.	R/R	St. Louis, Mo./Lutheran HS
26	Meghan Schorman	RHP	Fr.	R/R	Chesterfield, Mo./Marquette HS
5	Tatum Spangler	LHP/Infield	Fr.	L/L	Henderson, Nevada/Coronado HS
30	Larissa Spellman	RHP	Jr.	R/R	Butler, N.J./Butler HS
2	Bailey Vick	Outfield	Jr.	L/R	Paducah, Ky./McCracken Co. HS
10	Olivia Ward	Infield	Fr.	R/R	Winfield, Mo./Winfield HS

NUMERICAL ROSTER

No.	Name	Position	Class	B/T	Hometown (High School/Last College)
00	Tekiya Garr-Carter	Outfield	Fr.	L/R	Lexington, Ky./Lafayette HS
1	Sarah Rainwater	Outfield	Sr.	R/R	Nicholasville, Ky./East Jessimine HS
2	Bailey Vick	Outfield	Jr.	L/R	Paducah, Ky./McCracken Co. HS
3	Grace Baalman	RHP	So.	R/R	Hardin, Ill./Calhoun HS
4	Renee Abernathy	Outfield	Fr.	L/L	Springfield, Ill./Sacred Heart Griffin HS
5	Tatum Spangler	LHP/Infield	Fr.	L/L	Henderson, Nevada/Coronado HS
6	Jenny Schaper	Catcher	Sr.	R/R	St. Louis, Mo./Lutheran HS
7	Autumn Humes	RHP	Jr.-TR	R/R	Bald Knob, Ark./Harding Univ. (Ark.)
8	Briona Rance	Infield	Fr.	L/R	Fishers, Ind./Fishers HS
9	Lauren Johnson	Infield	So.	L/R	Owensboro, Ky./Davies Co. HS
10	Olivia Ward	Infield	Fr.	R/R	Winfield, Mo./Winfield HS
11	Abbey Cheek	Infield	Sr.	R/R	Inman, S.C./Chapman HS
12	Hannah Davis	Infield	Fr.	L/R	Georgetown, Ky./Scott Co. HS
13	Mallory Peyton	Infield	So.	R/R	Madisonville, Ky./Madisonville HS
14	Jaci Babbs	Outfield	Fr.	L/R	Sturgis, Ky./Union Co. HS
19	Kelsee Henson	Outfield	Sr.	L/R	Paducah, Ky./McCracken County HS
20	Maclai Branson	Infield	Fr.	R/R	Union, Ky./Ryle HS
23	Katie Reed	Infield	Sr.	R/R	St. Louis, Mo./Oakville HS
24	Kennedy Cowden	Outfield	Fr.	L/L	Powell, Tenn./Powell HS
26	Meghan Schorman	RHP	Fr.	R/R	Chesterfield, Mo./Marquette HS
30	Larissa Spellman	RHP	Jr.	R/R	Butler, N.J./Butler HS
33	Alex Martens	Infield	Jr.	L/R	McHenry, Ill./McHenry West HS
99	Kayla Kowalik	Catcher	Fr.	L/R	New Braunfels, Texas/St. John Paul II HS

COACHING STAFF

Head Coach: Rachel Lawson (12th season)
 Associate Head Coach: Kristine Himes (12th season)
 Assistant Coach: Molly Belcher (Ninth season)
 Director of Operations: Sara Sims (First season)
 Sports Information Director: Chris Shoals (Fourth season)

GA: Brittany Cervantes (First season)
 GA: Brooklin Hinz (First season)
 Head Athletic Trainer: Bri Papotto (Sixth season)
 Assoc. AD for Admin: Steph Simmons (Sixth season)
 Equipment Manager: Myles Poole (Third season)



2019 SOFTBALL QUICK FACTS

GENERAL INFORMATION

Location: Lexington, Kentucky
 Founded: 1865
 Enrollment: 30,000
 Nickname: Wildcats
 Colors: Blue and White
 Conference: Southeastern
 President: Dr. Eli Capilouto
 Athletic Director: Mitch Barnhart

COACHING/SUPPORT STAFF

Head Coach: Rachel Lawson
 Alma mater: UMASS, 1994
 Years at UK: 12th Year
 Record at UK: 396-254, 126-151 SEC
 Career head coaching record: 488-338 (14 Years)

Assistant Coach: Kristine Himes
 Alma mater: Ohio State, 2003
 Years at UK: 12th Year

Assistant Coach: Molly Belcher
 Alma mater: Kentucky, 2010
 Years at UK: Ninth Year

Director of Softball Operations: Sara Sims
 Alma mater: Kentucky, 2015
 Years at UK: First Year in Position / Fourth overall

Graduate Assistants: Brittany Cervantes // Brooklin Hinz
 Alma mater: Kentucky, 2012 // Kentucky, 2018
 Years at UK: First Year // First Year

Head Athletic Trainer: Bri Papotto
 Alma mater: Ohio State, 2013
 Years at UK: Sixth Year

TEAM INFORMATION

2018 Record: 35-21
 2018 SEC record: 8-15
 2018 SEC Finish: 10th
 2018 NCAA Finish: Eugene Super Regional (2-1, Oregon)
 2018 Final Ranking: 15/15
 Letterwinners: 12 returning, 3 lost
 Starters 7 returning, 2 lost
 Pitchers 3 returning, 1 lost
 Newcomers: 11

NEWCOMERS (11)

Tekiya Garr-Carter (R/R) Lexington, Ky.
 Renee Abernathy (L/L) Springfield, Ill.
 Tatum Spangler (L/L) Hendersson, Nev.
 Briona Rance (L/R) Fishers, Ind.
 Olivia Ward (R/R) Winfield, Mo.
 Hannah Davis (L/R) Georgetown, Ky.
 Jaci Babbs (L/R) Sturgis, Ky.
 Maclai Branson (R/R) Union, Ky.
 Kennedy Cowden (L/L) Powell, Tenn.
 Meghan Schorman (R/R) Chesterfield, Mo.
 Kayla Kowalik (L/R) New Braunsfels, Texas

TOP STATISTICAL RETURNERS

Katie Reed (SS)352, 45 R, 63 H, 6 HR, 32 RBI, 14 SB
 Grace Baalman (P) 2.72 ERA, 14-9, 31 app, 10 CG, 136.1 IP

STADIUM INFORMATION

Stadium: John Cropp Stadium
 Capacity: 2,117
 Dimensions: L-200, C-220, R-200

COMMUNICATIONS & PUBLIC RELATIONS

Contact: Chris Shoals
 Mobile Phone: 513.312.2489
 Email: cmsh223@uky.edu





2019 KENTUCKY SOFTBALL SCHEDULE

Date	Opponent	National TV	Site	Time (ET)
Feb. 8	vs. Illinois %		Houston, Texas	2 p.m. ET
Feb. 8	at Houston %		Houston, Texas	4:30 p.m. ET
Feb. 9	vs. Sam Houston State %		Houston, Texas	10 a.m. ET
Feb. 9	at Houston %		Houston, Texas	5:30 p.m. ET
Feb. 10	vs. Oklahoma State %		Houston, Texas	10 a.m. ET
Feb. 14	vs. Oklahoma^	[ESPNU]	Clearwater, Fla.	4 p.m. ET
Feb. 15	vs. Hofstra^		Clearwater, Fla.	9:30 a.m. ET
Feb. 15	vs. Utah^		Clearwater, Fla.	3 p.m. ET
Feb. 16	vs. Texas^	[SEC Network]	Clearwater, Fla.	10 a.m. ET
Feb. 16	vs. Oregon^	[ESPNU]	Clearwater, Fla.	4 p.m. ET
Feb. 17	vs. James Madison^	[ESPN3]	Clearwater, Fla.	1 p.m. ET
Feb. 21	vs. North Carolina & [Wrigley]		Palm Springs, Calif.	6 p.m. ET
Feb. 21	vs. Bethune Cookman & [Wrigley]		Palm Springs, Calif.	8:30 p.m. ET
Feb. 22	vs. Washington & [Wrigley]		Palm Springs, Calif.	4 p.m. ET
Feb. 22	vs. California & [Fenway]		Palm Springs, Calif.	5:30 p.m. ET
Feb. 23	vs. UCLA & [Wrigley]		Palm Springs, Calif.	8:30 p.m. ET
March 1	at SIU #		Carbondale, Ill.	3:30 p.m. ET
March 1	vs. Murray State #		Carbondale, Ill.	5:45 p.m. ET
March 2	vs. Wichita State #		Carbondale, Ill.	11 a.m. ET
March 3	vs. Wichita State #		Carbondale, Ill.	11 a.m. ET
March 3	vs. St. Louis #		Carbondale, Ill.	1:15 p.m. ET
March 8	at South Carolina*		Columbia, S.C.	6 p.m. ET
March 9	at South Carolina*		Columbia, S.C.	2 p.m. ET
March 10	at South Carolina*		Columbia, S.C.	1 p.m. ET
March 12	MIAMI (OH)		Lexington, Ky.	6 p.m. ET
March 13	SYRACUSE		Lexington, Ky.	2 p.m. ET
March 15	MISSISSIPPI STATE*		Lexington, Ky.	6 p.m. ET
March 16	MISSISSIPPI STATE*	[SEC Network]	Lexington, Ky.	Noon ET
March 17	MISSISSIPPI STATE*	[SEC Network]	Lexington, Ky.	Noon ET
March 20	at Marshall		Huntington, W. Va.	3 p.m. ET
March 22	MISSOURI*		Lexington, Ky.	6 p.m. ET
March 23	MISSOURI*		Lexington, Ky.	2 p.m. ET
March 24	MISSOURI*		Lexington, Ky.	1 p.m. ET
March 26	WESTERN KENTUCKY		Lexington, Ky.	6 p.m. ET
March 27	OHIO STATE	[SEC Network]	Lexington, Ky.	5 p.m. ET
March 29	at Arkansas*		Fayetteville, Ark.	7 p.m. ET
March 30	at Arkansas*		Fayetteville, Ark.	2 p.m. ET
March 31	at Arkansas*		Fayetteville, Ark.	2 p.m. ET
April 3	at Eastern Kentucky		Richmond, Ky.	6 p.m. ET
April 5	OLE MISS*		Lexington, Ky.	6 p.m. ET
April 6	OLE MISS*		Lexington, Ky.	2 p.m. ET
April 7	OLE MISS*		Lexington, Ky.	1 p.m. ET
April 9	at Northern Kentucky		Highland Heights, Ky.	5 p.m. ET
April 12	at LSU*		Baton Rouge, La.	7 p.m. ET
April 13	at LSU*		Baton Rouge, La.	7 p.m. ET
April 14	at LSU*		Baton Rouge, La.	2 p.m. ET
April 17	at Louisville		Louisville, Ky.	6 p.m. ET
April 20	AUBURN*	[SEC Network]	Lexington, Ky.	7 p.m. ET
April 21	AUBURN*	[ESPN2]	Lexington, Ky.	4 p.m. ET
April 22	AUBURN*	[SEC Network]	Lexington, Ky.	7 p.m. ET
April 24	EASTERN KENTUCKY		Lexington, Ky.	6 p.m. ET
April 26	at Alabama*		Tuscaloosa, Ala.	7:30 p.m. ET
April 27	at Alabama*	[ESPNU]	Tuscaloosa, Ala.	6:30 p.m. ET
April 28	at Alabama*	[SEC Network]	Tuscaloosa, Ala.	3 p.m. ET
May 4	at Texas Tech		Lubbock, Texas	5 p.m. ET
May 5	at Texas Tech		Lubbock, Texas	2 p.m. ET
May 8-11 (W-Sa)	SEC Softball Tournament	[SEC Network, ESPN]	College Station, Texas	TBA
May 16-19 (Th-Su)	NCAA Regionals	[ESPN2, ESPNU, ESPN3]	Campus Sites	TBA
May 23-26 (Tu-W)	NCAA Super Regionals	[ESPN, ESPN2, ESPNU]	Campus Sites	TBA
May 30-June 5	Women's College World Series	[ESPN, ESPN2]	Oklahoma City, Okla.	TBA

All times Eastern and subject to change; Home games in bold; * denotes SEC games; % denotes Houston Invitational; ^ denotes 2019 ESPN St. Pete/Clearwater Elite Invitational; & denotes 2019 Mary Nutter Collegiate Classic; # denotes 2019 Coach B Classic;



GRACE BAALMAN

#3 • R/R • P • SOPHOMORE • HARDIN, ILLINOIS (CALHOUN HS)

Freshman (2018): SEC Freshman of the Week (3/20) ... 2018 SEC All-Freshman Team ... Was the valedictorian of her high school, where she also participated in volleyball and marching band ... In her first-career start, threw a complete-game shutout at San Diego State, becoming the first player to do so since 2013 ... Had complete game performances through her first nine starts ... Allowed six earned runs on 11 hits in her first NCAA appearance, and only allowed more than three earned runs in three of her 28 appearances after. ... Set a new career high with eight strikeouts against SEMO on March 3 in John Cropp Classic ... Got her first SEC win in a 4-1 win over No. 8 LSU at John Cropp Stadium where she went the full seven innings, allowing just one run on five LSU hits ... Picked up her second-career ranked win in an 11-6 victory over No. 16 Alabama ... Pitched 14.0 innings vs. Georgia and only allowed four runs total, suffering two tough-luck losses ... Got her second top-10 win at Tennessee in a 9-8 extra-inning win ... Threw a complete-game shutout vs. Notre Dame in the 1-0 game of regionals. // **HITTING:** Had an RBI single up the middle in the seventh inning at Auburn for her first-career hit and her first-career RBI ... Gave UK a 1-0 lead over UGA with an RBI single in the fourth inning of game three for her third-career hit and second-career RBI.

Pre-College: She was ranked No. 1 in her class academically and sports a high ACT score as well – which is a point of emphasis in UK’s recruiting philosophy. The 6’2” tri-sport athlete, has received All-State honors on the basketball court and All-Conference honors on the volleyball court. In the 2016 state championship semifinal game on the diamond, she set the single-game strikeout record with 39 strikeouts in 17 innings pitched. In 2016, Baalman led Calhoun High School to its second-straight Illinois state championship and set the single-season strikeout record with 589. She has been named First Team All-State and First Team All-Conference as well as Area Player of the Year all three years of high school. She was also named a MaxPrep All-American in 2016.



CAREER STATS

Year	ERA	W	L	App	GS	CG	SHO	CBO	SV	IP	H	R	ER	BB	SO	2B	3B	HR	BF	B/Avg	WP	HBP	BK	SFA	SHA
2018	2.72	14	9	31	20	10	3	0	1	136.1	136	65	53	48	98	27	3	9	597	.258	11	9	0	3	10
TOTAL	2.72	14	9	31	20	10	3	0	1	136.1	136	65	53	48	98	27	3	9	597	.258	11	9	0	3	10
Year	Avg	GP	GS	AB	R	H	2B	3B	HR	RBI	TB	SLG%	BB	HBP	SO	GDP	OB%	SF	SH	SB	ATT	PO	A	E	FLD%
2018	.125	18	13	24	0	3	0	0	0	2	3	.125	1	0	7	0	.160	0	1	0	0	4	37	0	1.000
TOTAL	.125	18	13	24	0	3	0	0	0	2	3	.125	1	0	7	0	.160	0	1	0	0	4	37	0	1.000



ABBEY CHEEK

#11 • R/R • INF • SENIOR • INMAN, S.C. (CHAPMAN HS)

Junior (2018): SEC Player of the Week (3/20) ... Played in and started every game for Kentucky this season on the defensive end of the field ... Led the Wildcats with 18 home runs, including a two-HR game at New Mexico State on opening weekend and a two-HR game at #6 Tennessee in a 9-8 win ... Is now second all-time at UK with 41 career HR, trailing Brittany Cervantes by seven ... Hit a walk-off HR over Notre Dame to send Kentucky into Super Regionals ... 15 multi-RBI games this season, including three five-RBI games, setting a new career-high ... Multi-RBI games in nine of the last 27 games ... Scored a run in 29 of UK's 56 games, including eight of the last 13 games and seven of the last 10 ... Hit a home run over the scoreboard at John Cropp Stadium vs. SEMO that was an SC Top 10 nominee play ... Has an extra-base hit in 20 of UK's games this season ... Went for two triples in the game vs. Dayton, the fourth and fifth triples of her career ... vs. Indiana and LSU hit over .700 with three multi-hit games and two multi-RBI games ... Had a hit in every game vs. Alabama ... Hit a walk-off HR over the JCS scoreboard to give UK a 10-0 win over EKU in six innings ... Had a walk-off HR over Middle Tennessee State on April 6 in the bottom of the sixth.

Sophomore (2017): Team leader in runs scored, home runs and RBI ... First UK player with 20+ HR in first two seasons at UK ... Hits in 33 of the last 46 games ... Hit a grand slam, the second of her career, against Illinois-Chicago in the bottom of the fifth inning in a 2-2 game at the time ... Home runs have come against Pittsburgh, Florida Atlantic, Memphis, Illinois-Chicago, Drexel, Arkansas, Tennessee, Mizzou and two in the same game against South Carolina this season ... Stolen eight bases in nine tries-, including 4-for-4 at the Coach B Classic in week four of the season ... 12 multi-RBI games on the season to lead all UK players ... Hit .574 overall with four RBI and two runs scored against Arkansas ... Went 2-for-3 with an RBI against Louisville ... Hit .476 vs. Mizzou, belting three home runs, knocking in five runs and coming around to score four times, including scoring a run in all three games ... Named CollegeSports Madness SEC Player of the Week (4/25) ... Moved to lead-off in game two of the Texas A&M series and was there until game three of the Mississippi State series ... Two runs scored in three of the last five games.

Freshman (2016): SEC ALL-FRESHMAN TEAM (DP/UTL) ... SEC Freshman of the Week (3/7) ... Kentucky's highest-rated freshman in the Class of 2016 coming out of high school ... Led Kentucky in RBIs with 52 on the season ... Had 10 home runs, including a grand slam against No. 4 Oregon at the Kajikawa Classic ... Had 21 extra-base hits on the season, including two triples ... Drew 17 walks, including three vs. South Carolina ... Had a go-ahead homer against Arkansas to put UK up 5-4 and score the game-winning run to secure the series sweep ... Hit the game-winning 3-run home run at Ohio in the second game of a double-header in Athens ... Had the go-ahead HR in the bottom of the sixth inning vs. EKU to put UK up 2-1 after trailing 1-0 ... Had three game-winning home runs last week - vs. EKU and Friday/Sunday vs. Missouri

... Of her four home runs in week 10 of the season, three hit off the videoboard at John Cropp Stadium ... Scored nine runs in the last eight games

Pre-College: Considered the top overall prospect in the state of South Carolina by SCVarsity.com and The State, Cheek brings raw talent and power to the Bluegrass State. Cheek is an all-around athlete earning countless honors in softball, volleyball and basketball. Cheek had a great junior season with a .549 batting average, adding 16 home runs, three triples and six doubles. Those gaudy numbers came even though most teams didn't pitch to the slugger, registering over 30 walks - mostly intentional - which set a new school record. Cheek hit .486 her sophomore season with 12 homers, five triples and 12 doubles, while her freshman season she had seven homers, five triples and nine doubles. The impressive athlete has led Chapman to the regional and division championship each of the last three seasons. Cheek played a year up with the SC Elite, hitting over 200 home runs in her nine years with the squad. Cheek is on fullcountsoftball.com's national watch list and was named to the USA Elite Select All-Star roster. An all-region honoree in volleyball and basketball, Cheek is very involved away from athletics as a four-year member of the Fellowship of Christian Athletes and Beta Club. Daughter of Monica Cheek and stepfather Lee Newman, she has an older brother, Jerrett Heard, and sister, Caitlyn Cheek.



CAREER STATS

Year	Avg	GP	GS	AB	R	H	2B	3B	HR	RBI	TB	SLG%	BB	HBP	SO	GDP	OB%	SF	SH	SB	ATT	PO	A	E	FLD%
2016	.326	60	60	172	42	56	9	2	10	52	99	.576	18	6	27	5	.402	3	1	4	7	86	58	5	.966
2017	.318	58	58	173	40	55	6	1	13	41	102	.590	19	4	25	3	.394	2	1	9	10	53	157	12	.946
2018	.317	56	56	164	37	52	5	2	18	56	115	.701	15	2	20	0	.375	3	2	11	14	42	155	13	.938
TOTAL	.320	174	174	509	119	163	20	5	41	149	316	.621	52	12	72	8	.391	8	4	24	31	181	370	30	.948



KELSEE HENSON


#19 • L/L • OF • SENIOR • PADUCAH, KY. (MCCRACKEN CO. HS)

Junior (2018): Had a hit and a run on opening day against New Mexico State ... Also scored in a pinch-running capacity against Cal State Fullerton in a run-rule win ... Got a career-high tying two at bats vs. Indiana, striking out in the first and reaching on an error in the second ... Scored UK's fourth run vs. LSU in the serie-clinching win ... Earned first start in RF against Eastern Kentucky ... Roped a double to RC against MTSU for her first extra-base hit since her freshman season ... Had a double and scored a run at WKU in a pinch-hitting situation ... Scored in a pinch-running capacity in the NCAA Regionals vs. Notre Dame.

Sophomore (2017): Career-high two RBI's in a win over Central Florida on opening weekend, with one coming as an RBI single up the middle, and the other coming as a SAC fly to deep center to tie the game at the time ... Is a power bat off the bench for UK with most of her appearances coming in the pinch-hit variety ... Will play the corner outfield spots when in the field ... Stole her first-career base vs. Michigan on March 12 ... Started games two and three for UK in the DP spot against Arkansas ... Scored her third run this season in a pinch-running capacity in game three at Mizzou ... Scored as a pinch runner vs. South Carolina in the SEC Tournament quarterfinals.

Freshman (2016): Hit a 3-run home run against New Mexico on the first pitch that she saw in her first appearance in the box at the Kajikawa Classic ... Had one start in her career, against San Diego State in the Campbell/Cartier Classic ... Had four hits in 12 at-bats this season, with all four hits coming in a pinch-hit variety ... Had six RBI, and hit .294 with runners in scoring position this season ... Got a pinch hit at-bat vs. Missouri on 4/16.

Pre-College: Kelsee has been a member of the All-District Team for the past three years. She has been named to the All-Region Team for the past two years. Kelsee was voted 2nd team All-State as a sophomore and All-State honorable mention as a freshman. She has been a state runner-up for two years and was a member of the East/West All-Star team.



CAREER STATS

Year	Avg	GP	GS	AB	R	H	2B	3B	HR	RBI	TB	SLG%	BB	HBP	SO	GDP	OB%	SF	SH	SB	ATT	PO	A	E	FLD%
2016	.357	14	2	14	2	5	1	0	1	6	9	.643	1	0	4	0	.400	0	1	0	0	0	0	0	.000
2017	.091	30	5	11	5	1	0	0	0	3	1	.091	0	0	4	0	.077	2	0	1	3	0	0	0	.000
2018	.231	38	2	13	9	3	2	0	0	2	5	.385	0	0	4	0	.231	0	0	0	1	0	0	0	.000
TOTAL	.237	82	9	38	16	9	3	0	1	11	15	.395	1	0	12	0	.244	2	1	1	4	0	0	0	.000



AUTUMN HUMES

#7 • R/R • P/UTL • JUNIOR - TRANSFER • NALD KNOB, ARKANSAS (HARDING U.)

Sophomore (2018): Threw a no-hitter in her first-career D1 start against North Dakota State in a 2-0 win, becoming the first-ever player to do that in UK history ... Three top-10 wins in the circle (LSU, A&M, Georgia) ... Earned her first-career save against Ohio on March 3 ... Picked up her fourth win of the season vs. SEMO, going 4.0 innings ... Set a new career high in strikeouts with five in home opener vs. Dayton ... Then broke that career-record by striking out nine Florida batters in a complete game performance - the only two other teams to strike out UF nine times this season are Michigan and Baylor ... Got her first-career SEC win over No. 8 LSU in a complete-game shutout performance in game two of the series to clinch the series ... Pitched all 12 innings in a 1-0 loss to #11 Auburn on a walk-off HR in the bottom of the 12th ... Hit her first-career HR vs. ECU ... Earned her second-career top-10 win at #9 Texas A&M in a five-inning relief outing.

Pre-College / Freshman Year with Harding University (DII, Arkansas): Humes joins the Wildcats from Harding University in Arkansas, where she went 33-3 in 2017 as a freshman in the circle with a 1.19 ERA in 49 games. She also was stellar at the plate, hitting at a .346 clip with 24 runs scored, seven home runs and 53 runs batted in. She was named the national DII Freshman of the Year in addition to being named as part of the NFCA's Second Team All-America for the DII level. Humes was the Great America Conference Freshman of the Year and three-time conference Pitcher of the Week. She was named All-League both defensively as a pitcher (first team) and offensively (second team) as a hitter – all whilst winning the conference MVP award. A native of Bald Knob, Arkansas, Humes played her travel ball for the Arkansas Heat Gold and Texas Glory-Ratliff. While in high school, she hit a career .520 with over 150 runs scored, 31 home runs, 190 RBI and 22 triples. As a pitcher in high school, she had a four-year ERA of 0.70 in 264+ innings and 89 wins in the circle.



CAREER STATS

Year	ERA	W	L	App	GS	CG	SHO	CBO	SV	IP	H	R	ER	BB	SO	2B	3B	HR	BF	B/Avg	WP	HBP	BK	SFA	SHA
2018	3.26	9	7	25	16	7	3	0	1	103.0	98	55	48	34	72	19	3	11	439	.251	5	6	0	0	9
TOTAL	3.26	9	7	25	16	7	3	0	1	103.0	98	55	48	34	72	19	3	11	439	.251	5	6	0	0	9
Year	Avg	GP	GS	AB	R	H	2B	3B	HR	RBI	TB	SLG%	BB	HBP	SO	GDP	OB%	SF	SH	SB	ATT	PO	A	E	FLD%
2018	.217	21	10	23	2	5	2	0	1	1	10	.435	2	0	7	0	.280	0	0	0	0	8	21	1	.967
TOTAL	.217	21	10	23	2	5	2	0	1	1	10	.435	2	0	7	0	.280	0	0	0	0	8	21	1	.967



LAUREN JOHNSON

#9 • L/R • UTL • SOPHOMORE • OWENSBORO, KY. (DAVIESS HS)

Freshman (2018): Had doubles against Cal State Fullerton and Purdue and came around to score on both of them ... Recorded hits in 17 games ... Scored a run in 17 games, including four in a row ... Had her first-career multi-hit game at San Diego State ... Her 22 walks were third on the team ... Had an RBI against Louisville in the Battle of the Bluegrass ... Went 2-for-3 with three RBI vs. Middle Tennessee State ... Hit her first-career HR vs. Arkansas at the SEC Tournament.

Pre-College: One of three Kentucky natives to sign with the Wildcats in this period, coming out of Owensboro, Kentucky. Johnson is a 5'5" shortstop and utility player who projects to be a threat at the top of the batting order for UK in the future. In 2015, she was named Region Three Player of the Year and Tournament MVP. She led Daviess County to the state tournament, winning their region for the first time in her time with the school. Johnson had her best season in 2016, where she hit .568 with 79 RBI and was named First Team All-State. For the second-consecutive season, she led her team to the state tournament, was named the Region 3 Player of the Year whilst being honored as an All-State Tournament Team representative. She was also All-State Academic in Kentucky, where she will continue to hold strong UK's academic reputation.



CAREER STATS

Year	Avg	GP	GS	AB	R	H	2B	3B	HR	RBI	TB	SLG%	BB	HBP	SO	GDP	OB%	SF	SH	SB	ATT	PO	A	E	FLD%
2018	.242	56	38	99	20	24	2	1	1	17	31	.313	22	4	23	0	.394	2	0	6	9	14	3	0	1.000
TOTAL	.242	56	38	99	20	24	2	1	1	17	31	.313	22	4	23	0	.394	2	0	6	9	14	3	0	1.000

ALEX MARTENS

#33 • L/R • INF • JUNIOR • MCHENRY, ILL. (MCHENRY WEST HS)

2018 (Sophomore): CATSPY Finalist for 2017 Performance of the Year for her NCAA Regional Performance ... Had a hit in 37 games this season, including 10 multi-hit games ... Ended the year on a career-high 13-game hitting streak ... One of the most mentally tough players on the team ... Had a three-RBI game in the season opener against New Mexico State ... Plated a run in 23 games, including 16 of the last 36 games ... Hit a three-run HR vs. Ohio in the John Cropp Classic ... Hit her third HR of the season off of Alesha Ocasio (FL) ... Hit her fourth HR of the season off Carley Hoover in the bottom of the first inning in game one of the series, which ended up being the winning run of the game ... Had the game-winning RBI double in the top of the sixth inning to give UK a 3-2 win at No. 9 Texas A&M ... Had two home runs in UK's win at #6 Tennessee - including the game-tying long ball in the top of the seventh, and then her fifth RBI of the game was the game-winning groundout to the right side in the eighth inning ... Had four hits, four runs scored, a home run and three RBI in the NCAA Lexington Regional this season.

2017 (Freshman): SEC All-Freshman Team ... 2017 NCAA Lexington Regional MVP ... Led the team with 13 doubles ... Hit .714 in the NCAA Regional with a key HR and five RBI's ... All doubles came in non-conference play except two (at Mizzou in Sunday's 10-8 win, at Miss St. in Sunday's win) ... Had a team-high 17-game on-base streak going, the highest of any UK player this season until it was snapped in game three vs. Arkansas on March 25 ... One of the most mentally tough and smartest freshman that Rachel Lawson has ever coached ... Plays a great second base, replacing Katie Reed - who moved to SS in the offseason ... Had 50+ hits on the season including 12 multi-hit games ... Hit a walk-off, game-winning HR on Opening Day in UK's first game of the season against Florida A&M in Orlando, Florida at the UCF Invite ... Has five different two-RBI hits on the season (in games against FAMU, Oregon, Drexel, Mississippi State, Illinois) ... Hit lead-off for the first time in her career vs. Kent State at the John Cropp Classic, but will typically bat third or fourth in the order ... Hit a home run at Georgia in game three ... Had a two-out, two-RBI single to score the game-winning runs vs. Arkansas in game two - that was her first-career four-RBI game ... Went 3-for-4 against Indiana for her first-career three-hit game ... Against IU had two singles and a double and scored three runs in the game, also a career high ... Had the game-winning RBI double in the 11th vs. Mississippi State on Sunday with two outs.

High School: Second basemen and shortstop Alex Martens joins the Wildcats out of McHenry West High School in McHenry, Ill., representing the first player to sign with UK from the Prairie State since Lauren Cumbess (Nomal, Ill.) in 2011. Martens, who bats left and throws right, is hitting at a .532 clip in her last 69 games played with a .587 on-base percentage. She's knocked in 82 runs and scored 83 times, while collecting 118 base hits. She is ranked as a top-60 player nationally by FloSoftball.com and is coming off a junior campaign where she hit .546 with eight homers and 51 RBI. Martens was ICA All-State First Team, Northwest Area All-Area, conference and regional champions, a member of the Chicago Bandits All-Star team, named to the Fox Valley All-Conference team as well as earning a nomination for the Gatorade Player of the Year. She is a multi-sport athlete for McHenry High School, also playing volleyball on the varsity team each of the last two seasons.



CAREER STATS

Year	Avg	GP	GS	AB	R	H	2B	3B	HR	RBI	TB	SLG%	BB	HBP	SO	GDP	OB%	SF	SH	SB	ATT	PO	A	E	FLD%
2017	.295	58	58	176	14	52	13	0	4	30	77	.438	18	2	17	0	.365	1	2	0	0	101	97	13	.938
2018	.313	56	53	147	27	46	10	0	8	38	80	.544	24	3	13	2	.415	2	3	0	0	90	83	2	.989
TOTAL	.303	114	111	323	41	98	23	0	12	68	157	.486	42	5	30	2	.389	3	5	0	0	191	180	15	.961




MALLORY PEYTON

#13 • R/R • INF • SOPHOMORE • MADISONVILLE, KY. (MADISONVILLE HS)

Freshman (2018): SEC Freshman of the Week (5/7/18) ... Has come in and really added some pop to the UK lineup with her power and ability to give a good at bat ... Went 5-9 in the NCAA Lexington Regional - her first taste of the postseason ... In the regional, she had five hits, two runs scored, four RBI and an extra-base hit ... Hit her first-career home run at the Diamond 9 Citrus Classic in Orlando to tie the game at 1-1 vs. Duke in the third inning ... Hit home runs in game one and three at #9 Texas A&M ... Has scored a run in 15 games, and reached base safely in 20 of the last 32 games she has appeared in ... Had eight RBI vs. South Carolina, including two home runs ... Hit her first-career Grand Slam vs. South Carolina on Friday and had a three-run blast in game two to clinch the series win and UK's spot in the SEC Tournament ... Had back-to-back games with an RBI against Duke and Bradley ... Hit two HR on the same day in UK's DH vs. SEMO and Ohio for her first and second career long balls at John Cropp Stadium ... Was on a four-game hitting streak, a career best, before UK was no-hit by Kelly Barnhill on March 9 ... Was the Battle of the Bluegrass MVP with a career-high tying three RBI in UK's win over Louisville ... Had an extra-base hit in all three games at #9 Texas A&M.

Pre-College: Five-foot-six power-hitting Mallory Peyton will make the short three-hour trip east from Madisonville, Kentucky to join the Wildcats infield rotation. She has a 3.97 unweighted GPA in addition to a high ACT score in the classroom. She led Madisonville to three-straight state tournament appearances and played a major role in helping the team set the single-season state home run record, with 63 bombs in 2015. Peyton had an outstanding season in 2016 where she was named Region Two Player of the Year, NFCA Second Team All-Region and First Team All-State for the third year in a row. Her outstanding offensive season was capped off with a .512 batting average, while notching 62 hits, 22 doubles and 18 home runs. She led Madisonville North Hopkins High School to finishing third at the state championship a year ago.



CAREER STATS

Year	Avg	GP	GS	AB	R	H	2B	3B	HR	RBI	TB	SLG%	BB	HBP	SO	GDP	OB%	SF	SH	SB	ATT	PO	A	E	FLD%
2018	.260	52	36	96	22	25	6	0	7	27	52	.542	10	2	28	0	.339	1	5	2	4	112	11	1	.992
TOTAL	.260	52	36	96	22	25	6	0	7	27	52	.542	10	2	28	0	.339	1	5	2	4	112	11	1	.992



SARAH RAINWATER

#1 • R/R • OF • SENIOR • NICHOLASVILLE, KY. (EAST JESSAMINE HS)

Junior (2018): Tore her ACL in practice on Friday, March 30 and missed remainder of the season ... UK's best outfielder... Had six hits this season, all in different games ... Is good at laying bunts down and executing the plays ... Hit her first-career triple vs. Ohio in the John Cropp Classic - it was her third-career extra-base hit.

Sophomore (2017): UK's everyday starting centerfielder ... Can cover a lot of ground in the offense and is smart in the field ... Had the game-winning double in the top of the seventh inning at Northern Kentucky ... Is a smart runner on the basepaths and has four stolen bases this season ... Had an RBI single against Northern Illinois for her first-career RBI ... Missed the Michigan game with the stomach bug ... Set a new career-high with hits in three games in a row vs. UD, Evansville and Drexel ... Had two multi-hit games at the John Cropp Classic with two hits against Evansville and Drexel ... Played basketball in high school for East Jessamine HS ... Broke up Kelly Barnhill's perfect game by taking a walk in the bottom of the sixth inning.

Freshman (2016): Fantastic defensive outfielder that can play all three outfield positions ... Extremely good with her glove and speed in the field ... Appeared in 54 of 60 games this season, scoring 12 runs and collecting two hits ... Also had a walk ... Scored two runs against Mizzou.

Pre-College: Rainwater, a two-sport athlete at East, excelled in basketball as well as softball. Rainwater has won half of the eight district championships she's played in and has been to the state tournament twice for softball. "We are excited to welcome Sarah to our team this fall," UK head coach Rachel Lawson said. "She is a very athletic player that has the potential to add speed and depth to our team. She's a local kid that plays with a lot of passion and knows what being a part of the Big Blue Nation is all about." Whilst playing for East Jessamine High School just outside of Lexington, Ky., Rainwater was named the 2015 Kentucky 2-A State Player of the Year, after batting over .330 in her senior season. She was named a 2015 participant of the Kentucky High School East/West All-Star game representing Region XII. She was also selected to the All-Star team for the East/West game in 2014 where she represented Region XII. Her accomplished career at East Jessamine High School concluded with her being named a WKYT (CBS-Lexington) All-State Team member after the completion of the 2015 season.



CAREER STATS

Year	Avg	GP	GS	AB	R	H	2B	3B	HR	RBI	TB	SLG%	BB	HBP	SO	GDP	OB%	SF	SH	SB	ATT	PO	A	E	FLD%
2016	.250	54	14	8	12	2	0	0	0	0	2	.250	2	0	2	0	.400	0	0	1	1	10	1	1	.917
2017	.185	55	46	92	13	17	2	0	0	4	19	.207	13	1	26	0	.290	1	11	7	7	38	4	1	.977
2018	.182	27	25	44	3	8	0	1	0	0	10	.227	4	0	6	0	.250	0	5	1	1	12	0	0	1.000
TOTAL	.188	136	85	144	28	27	2	1	0	4	31	.215	19	1	34	0	.285	1	16	9	9	60	5	2	.970



KATIE REED



2017 ALL-AMERICAN

#23 • R/R • INF • SENIOR • ST. LOUIS, MO. (OAKVILLE HS)

Career Awards & Honors:

- 2017 NFCA All-American (3rd in program history)
- 2018 CoSIDA Academic All-American (First player to receive first-team honors in program history w/ Bailey Vick in 2018)
- 2018 SEC Scholar-Athlete of the Year
- 2017 First Team All-SEC
- 2018 Second Team All-SEC
- 2016 SEC All-Freshman Team
- 2017 NFCA All-Southeast District Team
- 2018 SEC All-Defensive Team (SS)
- Has appeared 2x on SportsCenter's Top 10

Junior (2018): First-Team CoSIDA Academic All-American ... Finalist for 2018 Female Athlete of the Year at the CATSPY Awards ... 2018 SEC All-Defensive Team (SS) ... Second Team All-SEC ... SEC Scholar Athlete of the Year ... CoSIDA Academic All-District ... Elected to the Frank G. Ham Society of Character ... Had nine multi-RBI games and 15 multi-hit games this season ... Scored 2+ runs in 13 games this year, including three against New Mexico State on Feb. 11 and Alabama on March 31... Had four triples on the season, a new career-high... Scored on the same play in which she hit, roping a double to the wall and then coming around to score on a fielding error by the center fielder ... Had 14 stolen bases, second on the team ... Had a hit in 10-straight games before UK was no-hit by Kelly Barnhill ... She then responded by going 3-for-3 with three singles against Barnhill in the Sunday match-up and reached base safely in every at bat against the All-American ... Hit a HR at Auburn to give UK its only lead of the series ... Went 3-for-5 with three runs scored and a home run vs. Alabama on March 31 ... Recorded her first-career four-hit game at Texas A&M on Friday night when she went 4-for-4 with three singles and a double.

Sophomore (2017) NFCA Third Team All-America ... NFCA All Southeast Region ... First Team All-SEC ... Eighth player in program history to be named First Team All-SEC ... 'SportsCenter' Top 10 Play on 5/21 in the Regional Final vs. Illinois ... Was hand-picked by UK AD Mitch Barnhart to speak on behalf of student-athletes at the opening of the new UK Science Building on campus because of her wonderful academic success ... Maintains a 4.0 GPA in the classroom... Moved from second base to shortstop in the offseason, where she has just committed five errors all season at that position ... Primarily was UK's lead-off batter through the opening month of the season before sliding back to the two slot in the order behind Rethlake before getting bumped back up in early April ... When she was the lead-off batter in her first stint of the season, she led the Wildcats in batting average and hits, as well as OBP through the first four weeks of the season ... Had 17 multi-hit games this season, and is speedy and smart on the basepaths ... Holds the school record for hitting streak (18 games) set in 2016 for the first 18 games of her career ... Scored a run in 23 different games this season ... When hitting in the lead-off spot of an inning is hitting a whopping .466 ... Hit her first home run in over a calendar year in the first inning at Georgia in game two, then homered vs. Arkansas to lead off the first inning in game one of the series ... Played against her sister, Bailee, in the John Cropp Classic (Drexel) ... Ended an eight-game hitting streak in game one of a doubleheader with Arkansas ... Went 3-for-4 with two doubles in game three against Tennessee ... Recorded her 14th multi-hit game of the year at Louisville, scoring two runs after she was inserted back into the lead-off spot ... Went 3-for-4 against Florida in UK's win, including a two-RBI double to give UK a 5-1 lead in the sixth inning ... Had an 11-game hit streak snapped by South Carolina ... Finished second in the SEC in batting average for league games only (.380).



CAREER STATS

Year	Avg	GP	GS	AB	R	H	2B	3B	HR	RBI	TB	SLG%	BB	HBP	SO	GDP	OB%	SF	SH	SB	ATT	PO	A	E	FLD%
2016	.312	60	60	170	34	53	8	3	3	22	76	.447	17	3	28	0	.378	3	7	12	15	92	88	7	.963
2017	.353	58	58	201	26	71	10	0	3	21	90	.448	6	0	19	0	.370	1	7	16	20	72	148	9	.961
2018	.352	56	56	179	45	63	7	4	6	32	96	.536	13	4	14	1	.408	0	12	14	18	54	158	5	.977
TOTAL	.340	174	174	550	105	187	25	7	12	75	262	.476	36	7	61	1	.385	4	26	42	53	218	394	21	.967



KATIE REED (CONTINUED)

#23 • R/R • INF • SENIOR • ST. LOUIS, MO. (OAKVILLE HS)



2017 ALL-AMERICAN

Freshman (2016): SEC Freshman of the Week (2/22) ... Fourth on Kentucky in batting average with a .316 average and a .445 on-base percentage ... Started her career on an 18-game hitting streak, breaking Kara Dill's school-record 15-game hitting streak set back in 2013 ... Was named SEC Freshman of the Week on Feb. 22 after hitting her first three homers of her career in the Campbell/Cartier Classic ... Has five doubles on the season to lead all Kentucky hitters ... Hit two home runs vs. San Diego State in a 5-2 win over the Aztecs ... Had 13 multi-hit games this season ... Had a season-high three runs scored in the Opening Day contest with No. 25 Notre Dame ... Launched an RBI double in the bottom of the seventh inning to score UK's run against LSU in the SEC Tournament quarterfinals.

Pre-College: A four-year letterwinner at Oakville High School in St. Louis, Reed brings an enormous amount of athleticism to Lexington as a softball, basketball, track and hockey star. According to fullcountsoftball.com, Reed is the 32nd-best player in the class of 2015, saying Reed "has it all: quickness, arm strength, footwork, range and great instincts. At the plate she has speed and power and can just as easily hit a home run, a gap or lay down a bunt." This fall, Reed paced the Tigers with a .564 average (53-for-94) with 44 runs scored, 16 doubles, two triples and 27 RBI. The speedster had a .610 on-base percentage and .777 slugging percentage, leading the team to the 2014 Capital City Invitational Championship. Reed earned countless awards this fall, including being named first team all-state, all-region, all-conference and all-district on top of earning the Suburban West Conference Player of the Year honor. Reed was also all-state, all-region, all-conference and all-district her junior and senior seasons, hitting .480 her junior year and .482 her sophomore season. Reed, who helped the Tigers earn the 2013 district and sectional championships, paced the team in hits her freshman year at Oakville, hitting .464 with a .513 on-base percentage. Reed played for the St. Louis Chaos in travel ball, helping the squad place fifth at 2014 USA/ASA 18u Gold Nationals along with fellow UK signee Jenny Schaper. An all-around athlete, Reed was a 300-meter hurdle conference champion and was a captain on the AAA St. Louis Lady Blues hockey team. A four-year honor roll student and member of the National Honor Society, Reed was a HOBY Leadership Award nominee and Glory of Missouri Award for Virtue recipient. Reed also spent time volunteering in her community for the St. Patrick's Center and Special Olympics. Daughter of Mike and Debbie Reed, Katie was born in Memphis, Tenn. Katie has a sister, Baeley, who was a softball player at Drexel until 2017, and a brother, Jake.



CAREER STATS

Year	Avg	GP	GS	AB	R	H	2B	3B	HR	RBI	TB	SLG%	BB	HBP	SO	GDP	OB%	SF	SH	SB	ATT	PO	A	E	FLD%
2016	.312	60	60	170	34	53	8	3	3	22	76	.447	17	3	28	0	.378	3	7	12	15	92	88	7	.963
2017	.353	58	58	201	26	71	10	0	3	21	90	.448	6	0	19	0	.370	1	7	16	20	72	148	9	.961
2018	.352	56	56	179	45	63	7	4	6	32	96	.536	13	4	14	1	.408	0	12	14	18	54	158	5	.977
TOTAL	.340	174	174	550	105	187	25	7	12	75	262	.476	36	7	61	1	.385	4	26	42	53	218	394	21	.967



JENNY SCHAPER

#6 • R/R • C • SENIOR • ST. LOUIS, MO. (LUTHERAN HS)

Junior (2018): Kentucky's starting everyday catcher ... Great receiver of the ball ... UK's most improved hitter ... Was an RBI machine with 35 on the season ... Home runs against New Mexico State, Cal State Fullerton, Ohio, NIU and UIC ... Hit a walk-off grand slam in the NCAA Lexington Regional opening round - it was her first-career grand slam as a Wildcat ... Also playing a little first base this year when she is not catching, or will start in the DP slot ... Has 13 multi-hit games, and scored a run in 20 games, including three of the last six games of the season ... Broke up Kelly Barnhill's no-hitter with a second-inning walk on March 9 ... Had a walk-off single against Louisville with the bases loaded to give UK the run-rule win ... Hit a home run in UK's come-from-behind win over Tennessee on April 27.

Sophomore (2017): Hit the game-winning solo home run in the top of the 11th inning to give UK a 2-1 win at No. 5 UCLA in Westwood ... Is UK's primary catcher ... Seven HR's this season, surpassing her 2016 freshman season tally of longballs ... Had a HR and a triple against Illinois-Chicago in the same game ... Played travel ball with UK's Katie Reed on the same team in St. Louis ... Five multi-hit games this season including against No. 7 Oregon, Memphis, Southern Illinois and Illinois-Chicago in addition to Sunday's win at Mizzou to clinch a sweep ... Was moved up to the lead-off spot after UK was run-ruled by Tennessee on Friday, April 7 ... Has a .997 fielding percentage this season, and is UK's all-time leader for career fielding percentage with a .996 average and committed her first error of the season on Sunday trying to throw out a baserunner at third - and it hit the runner in the back getting away into foul territory ... Went 1-for-1 vs. Louisville with four plate appearances, doubling and then walking her other three times up in her first game of the season in the No. 3 batting slot ... Had an RBI single vs. Florida on Saturday, and also had one of two UK hits against Kelly Barnhill on Friday night ... Had three RBI's vs. Eastern Kentucky for her first three-RBI game of her career ... Had a HR off Samantha Show of Texas A&M to give UK a 5-3 lead in the sixth ... Had a two-RBI double in the first inning against DePaul on the opening day of the NCAA Tournament.

Freshman (2016): Started a majority of games behind the plate for Kentucky ... Had 28 hits on the season, including seven doubles ... Four doubles were RBI-doubles, coming against Winthrop, Murray State, Oregon in the Kajikawa Classic and then South Carolina in the SEC Opening Weekend ... Her double against Oregon scored the game-winning run over the fourth-ranked Ducks ... Scored an RBI double in Saturday's 5-2 win against South Carolina ... Scored her first career home run at Arkansas on Friday afternoon, on a weekend when she scored an .875 batting average over the weekend ... Hit a home run, her second of the season against Missouri on Friday night to left field ... Hit her second HR in four games at WKU on Wednesday night to LF.

Pre-College: A four-year letterwinner at Lutheran High School South in St. Louis, Schaper helped the Lancers to state sectionals her sophomore and junior seasons behind some impressive offensive numbers. Her senior season she hit .468 with a .566 on-base percentage, .613

slugging percentage and perfect fielding percentage. The strong senior campaign - which Schaper missed three weeks of due to injury - led her to all-state and team most valuable player honors. Schaper broke the school record with a .592 batting average her sophomore season with 10 doubles, eight homers, 38 RBI and no strikeouts at the plate. Schaper, described in a story by STLhighschoolsports.com as a "defensive whiz," had a perfect fielding percentage her sophomore year. The strong season led Schaper to first-team all-district, all-conference, all-region and all-state honors. She was also named the conference player of the year her sophomore season and the team's most valuable player. Her junior year, Schaper hit .416 with a .516 on-base percentage, .688 slugging percentage, 11 doubles, 30 RBI and two home runs. Schaper, who is on fullcountsoftball.com's national watch list, was named all-district, all-conference and all-region her junior year, adding team MVP honors. Coached in high school by Linda McQueen, who says Schaper is "a great hitter and has an unbelievable arm ... She is just the total player." Schaper played for the St. Louis Chaos in travel ball, helping the squad place fifth at 2014 USA/ASA 18u Gold Nationals along with fellow UK signee Katie Reed. Chaos coach Evan Beatty says Schaper is "so mechanically sound that she avoids going into slumps. I expect her to break a lot of records." A member of the Athletic Leadership Program and National Honor Society, Schaper is an honor roll student. She is the daughter of Jim and Marcia Schaper and has a brother, Nick and sister, Katie.



CAREER STATS

Year	Avg	GP	GS	AB	R	H	2B	3B	HR	RBI	TB	SLG%	BB	HBP	SO	GDP	OB%	SF	SH	SB	ATT	PO	A	E	FLD%
2016	.273	57	47	121	11	33	7	0	4	20	52	.430	17	2	19	0	.369	1	3	0	0	397	22	2	.995
2017	.238	57	55	164	14	39	7	1	6	18	66	.402	15	6	24	1	.324	0	2	1	1	351	35	1	.997
2018	.323	56	56	158	30	51	8	0	6	35	77	.487	28	8	25	1	.446	1	2	2	3	265	26	5	.983
TOTAL	.278	170	158	443	55	123	22	1	16	73	195	.440	60	16	68	2	.382	2	7	3	4	1013	83	8	.993



LARISSA SPELLMAN

#30 • R/R • RHP • JUNIOR • BUTLER, N.J. (BUTLER HS)

Sophomore (2018): Started three games, vs. New Mexico State, SEMO and against Harvard ... Pitched against Florida, and threw a clean seventh inning in the series opener on Friday night ... Threw a perfect inning of relief in the seventh at Auburn in a 3-1 game.

Freshman (2017): A freshman pitcher for UK, who has given the Wildcats solid innings in the circle all season ... Earned her first-career win against Florida A&M, where she threw 6.2 innings and allowed no runs while striking out three in a 3-0 win ... Threw the 8th, 9th, 10th and 11th innings vs. Mississippi State in the regular season finale to earn her first-career SEC win ... Threw three shutout innings against UC-Davis at the Mary Nutter Classic ... Has only issued more than three walks in one outing this season ... Threw 4.2 shutout innings vs. Evansville, only allowing one hit in a 4-1 win ... Earned the start in game two of the series with #22 Arkansas ... Went 3.1 innings in her last start at Northern Kentucky on March 29, allowing one run on one hit.

Pre-College: Had 45 hits, 21 RBI and over a .440 batting average in her season season with Butler High School in Butler, N.J. ... Also was tremendous in the circle, throwing 175.1 innings with 364 strikeouts ... Helped lead Butler HS to the 2016 Country Championship, Section Championship and they were also the New Jersey state runners-up as well ... Hit above .330 in all four years of her high school career ... Also lead Butler HS to County and Section titles in 2014 in addition to being state runners-up ... Was MVP of the Morris Co. Finals in 2015 and 2016 in addition to the Morris Co. Player of the Year in 2015 and 2016.



CAREER STATS

Year	ERA	W	L	App	GS	CG	SHO	CBO	SV	IP	H	R	ER	BB	SO	2B	3B	HR	BF	B/Avg	WP	HBP	BK	SFA	SHA
2017	3.17	2	2	21	10	0	0	3	0	46.1	45	28	21	33	29	5	1	2	222	.245	5	2	0	0	3
2018	9.33	0	0	8	3	0	0	0	0	12.0	18	18	16	12	6	3	0	5	66	.375	1	2	0	2	2
TOTAL	4.44	2	2	29	13	0	0	3	0	58.1	63	46	37	45	35	8	1	7	288	.272	6	4	0	2	5



BAILEY VICK

#2 • L/R • OF • JUNIOR • PADUCAH, KY (MCCRACKEN CO. HS)

* 2018 CoSIDA Academic All-American

2018 (Sophomore): Nominated for 2018 Rookie of the Year at the CATSPY Awards ... 2018 CoSIDA Academic All-District and All-America (1st team) ... 2018 NFCA All-Southeast Region (3rd Team) ... Was the leader in the SEC with a .633 batting average through three weeks of play ... Co-led the team with 17 stolen bases ... Went 9-for-9 on Feb. 24 in UK's games against Bradley and Harvard with an on-base percentage of 1.000 that day ... Had a hit in all but 11 games this year and had a career-high seven-game hitting streak ... Had a career-high four-hit game in UK's 5-0 win at San Diego State ... Hit .500 at the Citrus Classic in Orlando ... Scored a run in 17 games this season, including seven multi-run scoring games ... Had a career-high three-RBI day vs. Indiana on March 14 in a 15-2 win over the Hoosiers ... Has two multi-stolen base games (Bradley, IU) ... Scored a career-high 3 runs vs. Alabama in UK's 11-6 win.

2017 (Freshman): SEC All-Freshman Team ... SEC All-Defensive Team (LF) ... SEC Freshman of the Week (4/25) ... SEC Freshman of the Week (5/2) ... Multi hits in six of the last 13 games ... Is one of the speediest

slappers that Kentucky has ever had ... Rachel Lawson said on media day that "Bailey Vick is as fast as Sylver Samuel" ... Very good at the slapping game and keeping the ball down ... Has nine doubles this season, including an infield double ... Her nine doubles lead are second on that category ... A brilliant student in the classroom, 4.0 GPA ... Has 59 total bases with nine walks all season ... Has four RBI singles in four different games, including against No. 7 Oregon ... Got her first SEC hit at Georgia in game three ... Had a hit in two of the three games vs. Arkansas and in the next game at Northern Kentucky ... Had a multi-hit game against No. 24 Ole Miss in game three of the series ... Has hits in 10 of the last 14 games ... Had six hits in UK's series vs. Mizzou, with an RBI, a double, and scoring three runs.

Pre-college: Six years of varsity softball ... 2013, 14 and 15 KHSAA Academic All-State ... 2013 and 15 All-District Teams ... 2014 and 15 District Champions ... 2014 KHSAA State Runners-up ... 2015 KHSAA State Champions ... 2015 Forcht Bank All-Around Excellence Winner ... 2015 Second Team All-State for Kentucky ... 2015 East-West All Star ... 4.0 GPA ... AP Scholar ... Governor's Scholar.



CAREER STATS

Year	Avg	GP	GS	AB	R	H	2B	3B	HR	RBI	TB	SLG%	BB	HBP	SO	GDP	OB%	SF	SH	SB	ATT	PO	A	E	FLD%
2017	.321	58	58	156	21	50	9	0	0	8	59	.378	10	6	32	0	.384	0	8	10	16	26	0	0	1.000
2018	.357	55	54	157	27	56	1	0	0	11	57	.363	10	1	31	0	.399	0	1	17	19	50	4	2	.964
TOTAL	.339	113	112	313	48	106	10	0	0	19	116	.371	20	7	63	0	.391	0	9	27	35	76	4	2	.976



NEWCOMERS



#4 Renee Abernathy
OF // Springfield, Ill.

- Coming off her junior year with Sacred Heart Griffin High School, where she hit .541 on the season with 11 doubles and 11 home runs, knocked in 60 and had 28 stolen bases
- Was first team All-State her junior and senior years, Central State 8 2016 Softball Player of the Year, and Academic All-Conference
- Also lettered for three years in volleyball, where she was first team All-Metro
- Has played catcher, outfield and first base
- Bats: left, Throws: left



#14 Jaci Babbs
OF // Sturgis, Ky.

- Part of Union County High School’s four-consecutive District championship teams
- In her HS career, is hitting .518 with an OBP of over .500 and 142 stolen bases. Last season alone, she hit .477 with 29 stolen bases and an OBP of over .500.
- Has been first team All-State, second team All-State, All-Region, All-District and a four-time Golden Glove Award winner
- Is the all-time career leader at Union Co. HS for batting average, stolen bases (career and single season) and hitting streak (24)
- Plays outfield, shortstop and second base
- Bats: left, Throws: right



NEWCOMERS



#20 Maclai Branson
INF // Union, Ky.

- First team All-State in 2017 with Ryle High School, as well as earning a spot on the Kentucky Junior All-Star Team
- Seven-year letter winner in softball where she has racked up three first-team All-State honors (2015, 16, 17)
- Helped Ryle to a third-place finish at the 2014 Regionals, and 2015 Regional runner's up
- Also played four years of basketball, where in 2015 she scored the most points and had the best free throw percentage on the team
- Plays shortstop, third base, second base and centerfield
- Bats: right, Throws: right



#24 Kennedy Cowden
OF // Powell, Tenn.

- Helped lead Powell High School to the District and Regional championship for Tennessee high school softball in 2017.
- Powell was also the state-runner's up in 2017, where Cowden hit .468 on the season with a .578 OBP and slugged .972
- Was named the Best Newcomer in her freshman season, and was All-District during the tournament of her junior year
- Has SEC sports in her blood, as her great grandfather played basketball at Florida and then transferred to Tennessee to run track.
- Plays outfield
- Bats: left, Throws: left



NEWCOMERS



#12 Hannah Davis
INF // Georgetown, Ky.

- Helped lead Scott County to the 2014 and 2016 KHSAA State Championships
- Hit .433 a season ago in high school, which followed two tremendous seasons of .525 and .500 at the plate in her freshman and sophomore years
- Was named to the 2016 KHSAA State All-Tournament Team
- Has been named All-Region three times, All-District three times, and the team's Offensive MVP three times
- Plays shortstop, second base, third base and outfield
- Bats: left, Throws: right



#00 Tekiya Garr-Carter
OF // Lexington, Ky.

- Attended Lafayette High School in Lexington.
- Led her high school to a district championship in 2014, 2016 and 2018.
- Hit .286 in her junior season with a .398 OBP.
- Improved her average to over .340 in her senior season of high school.
- All-State honorable mention in 2018.
- Lettered in basketball her sophomore, junior and senior seasons.
- Earned four letters of softball.
- Has five siblings.
- Bats: left; Throws: right.




NEWCOMERS



#99 Kayla Kowalik
OF // New Braunsfels, Texas

- Dual-sport athlete, having shined in both softball and volleyball – where she has been named All-State in both sports. She also lettered in track and field and was a state finalist in the 4x400m relay back in 2015.
- Last season, she hit .524 with a .618 OBP, 28 RBI and 34 stolen bases for St. John Paul II Catholic HS where she helped lead them to a District championship
- Has been a part of the 2015, 16 and 17 District champion team in softball, State champions in 2015 and 2016, State runner's-up in 2017 and volleyball State finalists in 2016
- Was first team All-District in 2015, 16 and 17; First Team All-State in 2015, 16 and 17 – as well as State All-Tournament Team for three years.
- Plays catcher, outfield and first base
- Bats: left, Throws: right



#8 Briona Rance
INF // Fishers, Ind.

- Led Fishers High School to a sectional championship during her time there.
- Lettered in three years of varsity softball.
- With Fishers, was the Offensive MVP of the season, team captain, Defensive Player of the Year, multiple-time Player of the Week, All-County, All-Conference and an All-State nominee
- Also lettered in volleyball.
- Had a career batting average of .428 during her high school time, and a .987 fielding percentage.
- FLOsoftball Top-100 All-American.
- Honor roll member, and part of the Dean's List.
- Bats: left; Throws: right



NEWCOMERS



#26 Meghan Schorman
P // Hazelwood, Mo.

- Lettered three time in softball with her high school team, Marquette Catholic
- Helped lead her team to a regional title in 2018
- Broke the school record with 36 wins in the circle during the 2018 season
- First and Second Team All-Conference in her time with Marquette Catholic
- Telegraph News Player of the Year and the Riverbender News
- First Team All-Metro
- Bats: n/a; Throws: Right



#5 Tatum Spangler
UTL // Henderson, Nev.

- Named Nevada Softball Gatorade Player of the Year in 2018, Las Vegas Sun Female Athlete of the Year in 2018 and her high school Female Athlete of the Year in 2018.
- Helped Coronado High School to a Southeast Division championship in her freshman season and a third-place finish in the State Championships her junior year.
- This past season, she hit .513 with a .606 OBP, 49 runs scored, 56 RBI's to lead the team, six home runs and five stolen bases. She also pitches, where she had a 1.29 ERA in 119 innings with 184 strikeouts and a no-hitter.
- At her high school, she set the program record for batting average (.523), hits (249), triples (26), home runs (26), runs scored (214), ERA (1.64) and strikeouts (506). Setting a Nevada state record for career hits (249) and doubles (27).
- Has been named a team captain the past two seasons, and was named first team All-State the last 3 years and second team her freshman year. She was the season MVP of her high school for the last 2 years and was the Nevada Preps Softball Player of the Year in 2018 and the Nevada Preps Pitcher of the Year for the Sunrise Region in 2018 and 2017. Earning her a spot on the Max-Preps High School All American 1st Team in 2018.
- Also lettered in volleyball her senior year and played her sophomore and freshman years, where she was the offensive MVP her freshman season. She was team captain for volleyball and named the Coronado Cougar Award and led her team to a second-place finish at the Sunrise League Championships.



NEWCOMERS

#10 Olivia Ward
INF // Winfield, Mo.



- Played four years of varsity softball for Winfield High School, where in her career she was a .454 hitter with a .516 OBP, 20 home runs, 20 triples, 25 doubles and 77 RBI.
- Has been first team All-Conference for four-straight years, three-time member of the All-District Team, Gold Glove Award winner, team captain and second team All-State.
- Also played basketball, where she was first team All-Conference and first team All-County
- Sister is a member of the Lipscomb softball team (Peyton) and her uncle (Brian Wehde) played baseball for Culver Stockton while in college.
- Plays shortstop, third base and outfield
- Bats: right, Throws: right



RACHEL LAWSON

HEAD COACH - 12TH SEASON - ALL-TIME WINNINGEST HEAD COACH AT UK

When Rachel Lawson was named head coach of the University of Kentucky softball team in July 2007, she saw a program poised for success. She knew athletics director Mitch Barnhart and the rest of UK's administration would give her unwavering support, and most importantly she knew the Big Blue Nation would provide the home-field advantage necessary for her team to compete in the Southeastern Conference.

Entering her 12th season as UK's head coach in 2019, Lawson's vision for the UK softball program has started to become a realization. The winningest head coach in program history has not only lead UK to its first-ever appearance in the Women's College World Series, six NCAA Super Regionals the last eight seasons, including a program-best 50 wins in 2014, but UK's administration come through on their promise and commitment to softball by providing Lawson with one of the nation's greatest collegiate softball facilities in the \$9.5 million John Cropp Stadium.

She became the first coach in program history to eclipse 300 wins at Kentucky against Ole Miss on March 19 in a 3-1 win at John Cropp Stadium in Lexington.

Lawson and Co. have made sure the beautiful stadium has seen lots of wins over the past few seasons as UK had had some of its most successful seasons in program history each of the last 11 years. In 2014, Lawson guided Kentucky to the Women's College World Series behind 50 wins. The Wildcats also set single-season records in at-bats, runs scored, doubles, home runs, RBI, total bases, walks, fielding percentage, putouts, lowest ERA and strikeouts. UK, which advanced to the program's first SEC Tournament Championship, started the season with a program-best 12 straight wins.

Five of the last six seasons, Lawson has led the Wildcats to a national seed in the NCAA Tournament. The school's first-ever national seed was in 2013 - and UK hosted an NCAA Regional for the first time ever. Kentucky, which has made the NCAA Tournament each of the last 10 seasons, is one of just 18 schools nationally to claim that honor.

Lawson helped guide Kentucky to its best regular season in program history in 2016, winning 43 games in the regular season, ending with a No. 9 national seed in the NCAA Tournament, a new program best. The Wildcats earned the right to host the NCAA Tournament for the third time in the last four seasons at John Cropp Stadium in Lexington. Lawson was named the 2016 SEC Coach of the Year, and joined Kelsey Nunley (SEC Pitcher of the Year) as the first two Kentucky winners of those awards.

The 2016 team finished with some of the best pitching numbers in program history, setting school records in the circle for lowest team ERA (1.71), lowest opponent batting average (.191), fewest runs allowed (130), fewest earned runs allowed (98), fewest hits allowed (280) and fewest doubles allowed (44)

Now entering her 12th season in 2019, Lawson has won 488 career games at the head of the dugout and has earned her first-career NFCA First Team All-American in 2016 when Kelsey Nunley was named to the elite squad as a pitcher. Nunley became the second All-American in program history (Molly Johnson, 2nd Team), and the first to be named to the First Team. That was followed by Katie Reed in the 2018 season, who was named to the third team.

Now sitting at 396-253 in her 11 seasons at Kentucky, Lawson is the winningest head coach in school history and already has more wins in SEC play than UK had all told as a program when she took over in 2007. UK finished the 2014 season ranked sixth in both national listings for its best final ranking ever. In 2013, Kentucky was ranked in the top 14 of both collegiate softball rankings for the second time in school history with nine wins over ranked teams. In her 10 seasons at Kentucky, Lawson has defeated over 90 ranked foes, including 45 wins vs. top-10 teams and 28 against top-five teams.

Lawson's 2013 squad set the stage for the 2014 run to the Women's College World Series, setting several school records, including a then-program record 41 wins. All told, Lawson has directed the Wildcats to 30 or more victories in nine-straight seasons, which also resonates as a program record. In



her 10 years with Kentucky, Lawson has helped UK players earn 37 All-SEC honors and 25 SEC Player of the Week honors.

Lawson's impact on the UK program is obviously, but her ability to develop players sometimes gets overshadowed by her impressive credentials in handling the day-to-day running of a program. Lawson, who serves as the pitching coach for the Wildcats, has guided three different pitchers to throw no-hitters against top-25 teams in just the last seven seasons alone. In all, UK has 17 career no-hitters - all of which have come under Lawson's tenure - including two perfect games.

Kentucky's 2012 season was highlighted by an impressive second-half surge with upsets of 12 ranked opponents, a then Lawson-best fifth place finish in SEC action, a program-record six captured conference series and a senior class who became the first class in school history to tally a .500 record or better in each of their four seasons of play.

The end of the 2012 season also marked the conclusion of some of the best individual careers in UK history as Lawson helped pitcher Chanda Bell become the first player in school history to record 200-plus strikeouts all four seasons, while slugger Brittany Cervantes is the school's leading home run hitter. Pitcher/infielder Rachel Riley also excelled under Lawson, ranking top 10 in school history in field percentage and nearly every pitching category.

In 2011, Lawson directed the Wildcats to their first NCAA Super Regional appearance and finished the season ranked No.12 in the country. The 2011 team earned a 40-16 overall record to set a new single-season standard for wins in a season before Lawson's 2013 team posted 41. UK appeared in the national rankings for a school-record 14 consecutive weeks, defeated 12 top-25 ranked opponents, captured five SEC series and became a national story with a dramatic postseason run which included a seventh-inning rally to knock off the nation's No. 2 team in Michigan in Ann Arbor to advance to Super Regionals.

The 2011 Wildcats shattered 12 single-season UK records, including home runs (65), RBI (275) and batting average (.275). Individually, the Wildcats had a school-record five players earn National Fastpitch Coaches Association All-Region honors in Meagan Aull, Cervantes, Kara Dill, Riley and



RACHEL LAWSON, CONT.

Megan Yocke. Following the end of the impressive 2011 season, Lawson was rewarded with a five-year contract extension keeping her at the helm of the Wildcat program through 2016. That contract has been extended several times since, including June of 2014, which keeps Lawson in UK blue through the 2020 season.

Lawson led the Wildcats to their first NCAA Tournament appearance and charted the school's first postseason victories in 2009, just her second season leading Kentucky. UK notched a 34-23 record and the first winning season in UK history in nearly 10 seasons. Kentucky upset three ranked opponents on the year, including No. 7 Georgia in a 2-0 victory in the SEC Tournament. Molly Johnson became the school's first All-America selection when she was voted to the second team in 2009. Kentucky earned 13 victories in conference play, and finished sixth overall in league action.

Lawson's impact on the program was immediate as many Wildcats broke into the school record books under her tutelage. Pitcher Amber Matousek became the first pitcher in 10 years to record 10 or more strikeouts in a game when the sophomore right-hander achieved the feat three times in the season. Johnson set the school record for most doubles (20) in a season, while rocketing up the school charts for career home runs, doubles, batting average, slugging percentage and on-base percentage.

Lawson became just the third head coach in the history of the Kentucky softball program after spending three seasons at Western Kentucky. She also served as an assistant coach at Maryland from 1996-2002 and was the associate head coach of the Philadelphia Force professional team in 2006.

Lawson tallied a record of 92-84 (.523) during her tenure with the Hilltoppers. In her first season at WKU, she led the Toppers to a spot in the Sun Belt Conference Tournament championship game. Picked to finish last in the preseason poll, WKU tied for second in the conference standings after setting a school record with 12 Sun Belt victories. The Billings, Mont., native led WKU to a 33-24 record in 2005 and reached the 30-win plateau again in 2007.

Lawson and the Hilltoppers battled nine NCAA Regional participants in 2006, including four teams ranked in the top 25, while finishing third in the Sun Belt regular-season play. She guided the squad to wins over perennial powers Long Beach State, South Florida, Mississippi Valley, as well as No. 13 Louisiana-Lafayette and No. 21 Louisville.

Lawson was a two-time all-conference player at Massachusetts, where she was part of a program that advanced to the 1992 Women's College World Series, and has seven years experience as an assistant coach at Maryland.

During her four-year career at UMass, Lawson helped the Minutewomen post a combined record of 142-68 (67.6 percent) including a 39-3 (92.9 percent) Atlantic 10 mark. In addition to the 1992 WCWS appearance, she was a part of squads that also advanced to the NCAA Tournament her freshman season, won three A-10 Tournament titles and claimed the league regular-season championship four straight years.

Lawson was honored individually for her accomplishments on and off the field. She was both an All-Conference and All-Atlantic 10 Tournament performer in 1992 and 1994, and was also named to the A-10 Academic all-conference squad following each of her final two seasons.

Lawson joined the Maryland staff in 1996 and helped the Terrapins post six winning seasons in her seven years in College Park. Her responsibilities included recruiting, scheduling, organizing practice and travel, as well as running camps and clinics. In 1999, Lawson and company were selected the National Fastpitch Coaches Association Mid-Atlantic Coaching Staff of the Year after leading the Terrapins to a 51-23 record, their first ACC regular-season title and the championship game of the NCAA Region II Tournament.

During her time at Maryland, Lawson helped eight individuals earn NFCA all-region accolades -- with an All-America honoree in 1999 -- and nine players collected all-conference honors.

A 1994 graduate of Massachusetts with a degree in exercise science, Lawson also earned her master's degree in sports management from UMass in 1998. She is the daughter of Elaine and Gerald Lawson and has 11 siblings.

Before Lawson	Kentucky	During Lawson
11	Seasons	11
1	Winning Seasons	10
242 (.373)	Wins. (Pct.)	396 (.615)
64	SEC Wins	126
11	Wins vs. Top 25	92
0	NCAA Tournaments	10
0	Super Regionals	6
0	WCWS	1
4	All-SEC Honors	41
94	SEC Academic Honor Roll Honorees	165

LAWSON YEAR-BY-YEAR AS HEAD COACH

Year	Team	Overall Record	Conference Record
2005	Western Kentucky	33-24	11-8
2006	Western Kentucky	29-28	8-7
2007	Western Kentucky	30-32	11-13
2008	Kentucky	17-37	3-25
2009	Kentucky	34-23	13-14
2010	Kentucky	32-27	13-15
2011	Kentucky	40-16	14-9
2012	Kentucky	30-30	15-13
2013	Kentucky	41-21	13-11
2014	Kentucky	50-19	13-11
2015	Kentucky	32-26	5-19
2016	Kentucky	46-14	17-7
2017	Kentucky	39-19	12-12
2018	Kentucky	35-21	8-15
Total	14 Seasons	488-338	195-179
	At Kentucky (10 years)	396-253	126-151
	At WKU	92-84	30-31

2008-Present: Kentucky, Head Coach

2005-07: Western Kentucky, Head Coach

2006: Associate Head Coach, Philadelphia Force

1996-2002: Assistant Coach, Maryland



LAWSON VS. ALL OPPONENTS

Team	Total	At UK	At WKU	Team	Total	At UK	At WKU
Akron	1-1	--	1-1	Missouri	8-4	8-4	--
Alabama	6-19	6-18	0-1	Mississippi St.	18-10	18-9	0-1
Albany	1-0	1-0	--	MS Valley State	3-0	1-0	2-0
Arizona	1-0	1-0	--	Missouri-Kansas City	1-0	1-0	--
Arizona State	2-3	2-3	--	Morehead State	6-0	6-0	--
Arkansas	16-11	15-11	1-0	Murray State	3-0	3-0	--
Auburn	8-20	8-20	--	New Mexico	1-0	1-0	--
Austin Peay	10-1	4-0	6-1	New Mexico St.	4-4	1-2	3-2
Ball State	1-0	1-0	--	Nicholls State	1-0	1-0	--
Baylor	0-1	0-1	--	North Carolina	1-0	1-0	--
Belmont	4-0	--	4-0	N.C. State	2-2	1-1	1-1
Bradley	1-1	1-0	0-1	North Dakota State	2-0	2-0	--
Brigham Young	1-1	1-1	--	Northern Kentucky	2-0	2-0	--
Buffalo	0-1	--	0-1	North Florida	2-0	2-0	--
Butler	2-0	2-0	--	Northern Illinois	2-0	2-0	--
California	3-4	3-4	--	North Texas	9-4	--	9-4
Cal State Fullerton	3-0	3-0	--	Northwestern	1-0	1-0	--
Cal Poly	1-0	1-0	--	Notre Dame	5-0	5-0	--
Canisius	1-0	1-0	--	Ohio	9-1	8-0	1-0
Centenary	1-0	1-0	--	Ohio State	3-3	2-3	--
Central Florida	2-2	2-2	--	Oklahoma	1-2	1-2	--
Central Michigan	1-0	1-0	--	Ole Miss	16-7	16-7	--
Colorado State	1-1	1-0	0-1	Oregon	3-5	3-5	--
Connecticut	2-1	2-1	--	Oregon State	2-1	2-1	--
Dayton	2-0	2-0	--	Penn State	2-0	2-0	--
DePaul	3-2	3-2	--	Pacific	1-0	1-0	--
Drexel	1-0	1-0	--	Pittsburgh	2-2	2-2	--
Duke	1-0	--	1-0	Portland State	0-1	0-1	--
Eastern Illinois	2-0	2-0	--	Purdue	2-1	2-0	0-1
Eastern Kentucky	13-2	11-0	2-2	Radford	1-0	1-0	--
Eastern Michigan	0-1	--	0-1	Santa Clara	1-0	1-0	--
Evansville	4-1	3-0	1-1	San Diego	1-0	1-0	--
Fairfield	1-0	1-0	--	San Diego State	6-1	5-1	1-0
Florida	8-20	8-20	--	SE Missouri St.	4-0	2-0	2-0
Florida A&M	4-0	4-0	--	South Alabama	2-1	--	2-1
Florida Atlantic	7-3	7-0	0-3	South Carolina	19-10	19-10	--
Florida Int.	7-5	1-0	6-5	South Dakota	1-0	1-0	--
Florida State	2-2	2-2	--	South Florida	3-2	1-0	2-2
Georgetown	1-0	1-0	--	Southern Illinois	3-0	3-0	--
Georgia	6-27	6-24	0-3	SIUE	2-0	2-0	--
Georgia State	0-1	0-1	--	Stanford	1-1	1-1	--
Georgia Southern	4-1	4-1	--	Stephen F. Austin	2-0	2-0	--
Georgia Tech	0-1	0-1	--	Stetson	2-0	2-0	--
George Washington	1-0	1-0	--	St. Francis (Pa.)	1-0	1-0	--
Harvard	1-0	1-0	--	St. John's	1-0	--	1-0
Hawaii	1-2	1-2	--	Tennessee	8-23	8-21	0-2
Howard	1-0	1-0	--	Tennessee-Chatt.	4-1	3-1	1-0
Illinois	4-0	4-0	--	Tennessee-Martin	2-1	1-0	1-1
Illinois-Chicago	2-0	1-0	--	Tennessee State	5-1	--	5-1
Illinois State	1-3	--	1-3	Tennessee Tech	4-0	4-0	--
Indiana	8-3	6-2	2-1	Texas	2-0	2-0	--
Indiana State	0-1	--	0-1	Texas A&M	6-6	6-6	--
Iowa	0-1	0-1	--	Texas A&M-CC	0-1	0-1	--
IPFW	1-0	1-0	--	Texas Tech	1-0	1-0	--
IUPUI	2-1	1-0	1-1	Toledo	2-0	2-0	--
Jacksonville	2-0	--	2-0	Troy	2-6	--	2-6
Jacksonville State	2-0	2-0	--	UAB	0-2	0-2	--
James Madison	1-1	1-0	0-1	UC Davis	2-0	2-0	--
Kansas	2-1	2-1	--	UC Riverside	1-0	1-0	--
Kent State	5-1	5-1	--	UCLA	3-6	3-6	--
Kentucky	2-4	--	2-4	UNC-Wilmington	0-1	--	0-1
Kennesaw State	0-1	0-1	--	UNC-Charlotte	0-1	0-1	--
La.-Lafayette	4-12	1-2	3-10	UNLV	1-0	1-0	--
La.-Monroe	3-0	--	3-0	USC Upstate	1-0	1-0	--
Lehigh	1-0	1-0	--	Utah	2-2	2-2	--
Louisiana Tech	2-0	2-0	--	Valparaiso	1-0	1-0	--
Liberty	1-0	1-0	--	Virginia	1-1	--	1-1
Lipscomb	6-3	2-1	4-2	Virginia Tech	2-3	2-2	0-1
Long Beach St.	4-1	3-1	1-0	Wagner Coll.	1-0	--	1-0
LIU-Brooklyn	2-0	2-0	--	Washington	1-1	1-0	0-1
Louisville	10-15	8-12	2-3	Western Carolina	1-0	1-0	--
LSU	13-18	13-16	0-2	Western Illinois	1-1	0-1	1-0
Loyola Marymount	3-0	2-0	1-0	Western Kentucky	9-0	9-0	--
Marshall	7-0	7-0	--	Western Michigan	3-0	3-0	--
Maryland	2-1	2-1	--	Wichita State	1-1	1-1	--
Memphis	2-1	2-1	--	Winthrop	2-3	1-0	1-3
Miami (Ohio)	4-1	4-0	0-1	Wright State	6-0	3-0	3-0
Michigan	3-6	3-5	0-1	Totals	488-338	396-254	92-84
Michigan State	1-1	--	1-1				
Middle Tenn. St.	13-3	5-0	8-3				
Minnesota	1-1	1-1	--				



KRISTINE HIMES

ASSOCIATE HEAD COACH - 12TH SEASON

Talk with Kentucky softball head coach Rachel Lawson for two minutes about her program and its recent success and she will inevitably push off credit to associate head coach Kristine Himes, who is entering her 12th season with UK's program in 2019, and has been with Lawson every step of the way in Lexington.

Himes is in her ninth season as the associate head coach of the Kentucky softball team after serving four seasons as assistant coach until a promotion following the 2011 season. Himes handles many day-to-day dealings with the program and is responsible for the development of the Wildcats' infield. She also is UK's hitting coach and has led some of the highest power offensives in school history in her time with the Wildcats.

On the field, Kentucky's batters have improved dramatically since Himes' arrival. The Wildcats charted an improved team batting average in six of Himes' first seven seasons in Lexington. In fact, in the six years before Himes arrived at Kentucky, UK had only posted a team batting average over .255 two times, while UK has earned that honor in all 11 years under Himes' tutelage.

In 2014, Himes helped guide Kentucky's to its first-ever appearance in the Women's College World Series behind some impressive defense and clutch hits. The Wildcats broke several single-season records en route to the program's first 50-win season, tying the school record for most home runs in a game with five against Ole Miss, while it hit 71 home runs overall, breaking the previous program record for homers in a season. UK also set single-season records in runs scored, doubles, RBI, total bases and walks drawn.

Defensively in 2018, Himes' coaching led Kentucky to its best season in the field in her tenure, setting a program record .977 fielding percentage, including a program-best 1,455 putouts.

The 2014 season was a continuation of the progress UK has shown under Himes as UK's offense in 2013 set or tied several school records as well. The Wildcats posted 62 home runs in 2013, which is the third most in program history. Himes preached patience at the plate in 2013 with UK responding by drawing the second-most walks in school history with 211 and moving runners around when they did get on base with 69 stolen bases.

Himes' coaching showed in UK's win over top-25 North Carolina in 2013 as the Wildcats set countless school records in the win. UK had 18 runs against UNC, which tied the most runs in a game with Kentucky's eventual 18-0 win marking the largest margin of victory in school history. UK had four homers in the game, which at the time was the most in a game in school history, while UK's 18 RBI was the most ever in a single game. Entering the game vs. UNC, UK had scored 12 or more runs in a game 27 times in school history with the Wildcats reaching that mark in the first inning alone against the Tar Heels.

The 2013 team hit three or more home runs in eight games, including four or more home runs three times. UK hit a school record five home runs against Middle Tennessee State, while it hit four homers in game one of the 2013 NCAA Tempe Super Regional, the most homers ever hit in an NCAA Tournament game for UK.

In 2011, Himes took over duties as UK's third base coach and the Wildcats delivered by shattering six offensive records including batting average (.295) and home runs (65). Four different players posted 10 or more homers in a season for the first time in school history.

The stage was set in 2010 for an offensive outbreak when UK had a .269 combined batting average with four players batting over .325.

Himes developed former All-American player Molly (Johnson) Belcher, who broke numerous school records, including the school's batting average and home run records when she graduated. She also notched single-season records with 81 hits in 2009 and 20 doubles in 2008.

Brittany Cervantes, who graduated in 2012, excelled under Himes, ending her career ranking first in the UK records for home runs with 48. Cervantes also finished top 10 in the UK career rankings in doubles, walks, RBI, runs scored and slugging percentage. In addition, the tandem of former stars Meagan Aull and Megan Yocke rank among UK's all-time leaders in nearly

every offensive category including batting average, doubles, home runs and stolen bases.

Himes showed her ability to develop talent in 2012, when she led Cervantes, Kara Dill and Griffin Joiner to All-SEC honors. Cervantes had a great senior season, leading the team in home runs, RBI and doubles. Dill continued to show offensive improvement leading the team with a .351 average and a career-high 71 hits, which ranked fifth-most all-time in school history. Joiner had a great freshman season, hitting .278 with 20 RBI and four homers.

Prior to joining UK, Himes served under Lawson at Western Kentucky for one season. The Hilltoppers emerged as one of the top teams in the conference.

Himes made her professional debut in 2006 with the Philadelphia Force before spending one season at Western Kentucky.

A native of Bolivar, Ohio, Himes was an All-Big Ten standout power-hitting third baseman for the Ohio State University. Himes finished her career as the Buckeyes' all-time career (41) and single-season (16) home run leader. She also was second in career games played and ranks in the top five in walks and RBI. The 2002 year marked a defining season in Buckeye history as Himes also helped lead OSU to a 55-14 record and an NCAA Regional Championship appearance. She was also invited to participate in the Olympic Training Camp that spring.

Himes graduated from OSU with a degree in business administration also earned a master's in sport management from WKU in 2007.



HIMES YEAR-BY-YEAR AT KENTUCKY

Year	Team	Overall Record	Conference Record
2008	Kentucky	17-37	3-25
2009	Kentucky	34-23	13-14
2010	Kentucky	32-27	13-15
2011	Kentucky	40-16	14-9
2012	Kentucky	30-30	15-13
2013	Kentucky	41-21	13-11
2014	Kentucky	50-19	13-11
2015	Kentucky	32-26	5-19
2016	Kentucky	46-14	17-7
2017	Kentucky	39-19	12-12
2018	Kentucky	35-21	8-15
Total	11 Seasons	396-254	126-151

Coaching History:

2012-Present: Kentucky, Associate Head Coach

2008-11: Kentucky, Assistant Coach

2007: Western Kentucky, Assistant Coach

2005-06: George Washington, Assistant Coach

Playing History:

2006: Philadelphia Force

2000-03: Ohio State University

MOLLY BELCHER

ASSISTANT COACH - NINTH SEASON - UK ATHLETICS HALL OF FAME (2016)

When former Kentucky standout Molly Belcher played her last game in a UK uniform in 2010 some wondered what direction the program would head without its most productive offensive player ever. And although Johnson hasn't picked up a bat or glove in a game since 2010, head coach Rachel Lawson has still not spent a day as UK's head coach without the talented player - and now coach - Belcher is entering her ninth season in 2018 as an assistant coach for the UK softball team.

Belcher, a four-year starter for the Wildcats, began her coaching career as an undergraduate assistant at UK in the fall of 2010 before being promoted to full time assistant coach prior to the 2011 spring season. Her impact on the program as a coach has been similar to her impact as a player, helping Kentucky to some of the best seasons in school history, including a school-record 50 wins and a trip to the Women's College World Series in 2014.

In 2014, Johnson-Belcher helped guide Kentucky to its best season in program history. Her impact on UK's infield defense shined bright as underclassmen infielders Christian Stokes and Nikki Sagermann improved every day defensively for UK, while Krystal Smith showed drastic improvements defensively from years past to provide UK depth at third base and second base. The Wildcats responded to Johnson-Belcher's teachings by posting the best fielding percentage in program history.

In 2013, Johnson-Belcher, who is responsible for scouting, coaching film and on-field coaching of the infield, helped Lawson and associate head coach Kristine Himes mold a young team into a NCAA Tournament national seed that went to a NCAA Super Regional and finished ranked in the top 15 of both collegiate softball final rankings.

In her first year coaching at her alma mater in 2011, Johnson-Belcher helped UK to a then-school-record 40-win season, serving as the first base coach where UK shattered six offensive single-season records in the history-making season. She is also responsible for scouting, film and on-field coaching in the infield.

In her seven years coaching at Kentucky, Johnson-Belcher as helped guide Kentucky to a new program-record win total four times.

Johnson-Belcher had an impressive playing career after her collegiate



career ended as she suited up for the United States National Team a few years. She began her career with Team USA prior to her senior season at Kentucky.

Perhaps the most productive player in school history, Johnson-Belcher capped her career as the all-time best in home runs (35) and batting average (.389) in school history. Her efficiency extended to the field where she was a dynamic shortstop as the cornerstone of Lawson's defense in starting in more than 100 career games.

Johnson-Belcher became the Wildcats' first All-America selection after a sensational junior season where she had career-highs in nine offensive categories while breaking three single-season Kentucky records. She set UK seasonal records in runs scored (53), hits (81) and on-base percentage (.498) en route to her garnering All-America status.

Kentucky's former great made her presence felt for the Futures team as she started all six contests at the shortstop position. Johnson-Belcher's defensive prowess was on notice for the world as she racked up 14 putouts and nine assists at the tournament. At the plate, Johnson-Belcher batted .200 for the weekend and accumulated four hits. She delivered on all of those hits, however, as she totaled four RBI.

While at UK, Johnson-Belcher spent countless hours working the Kentucky softball camps and clinics while also serving as an undergraduate volunteer assistant coach in the fall of 2009.

Johnson-Belcher married in the summer of 2013 to Allen Belcher, who also works at UK Athletics as the assistant director of equipment operations. She has two daughters, Charlie and Peyton.

BELCHER YEAR-BY-YEAR AT UK

Year	Team	Overall Record	Conference Record
2011	Kentucky	40-16	14-9
2012	Kentucky	30-30	15-13
2013	Kentucky	41-21	13-11
2014	Kentucky	50-19	13-11
2015	Kentucky	32-26	5-19
2016	Kentucky	46-14	17-7
2017	Kentucky	39-19	12-12
2018	Kentucky	35-21	8-15
Total	Eight Seasons	313-166	85-90

Coaching History:

2011-Present: Kentucky, Assistant Coach

Fall 2010: Kentucky, Undergraduate Assistant Coach

Playing History:

2009-10 United States National Team

2007-10: University of Kentucky



2019 SOFTBALL SUPPORT STAFF



SARA SIMS

Director of Operations

Sara Sims enters her first season as the softball Director of Operations. Sims has been a member of the athletics staff for the past several seasons at Kentucky working in the sports video department as a Producer/Director and content manager for all of the videoboards on UK's campus. She has been heavily involved in the gameday operations for football, women's basketball, baseball, softball, men's and women's soccer and others. The Georgetown, Kentucky native will now move over to softball full time helping to organize the day-to-day operations of the program including team travel, hotels, meals, scheduling and more.



BROOKLIN HINZ

Graduate Assistant

Brooklin Hinz joins the Kentucky staff as a graduate assistant coach in 2019. She just concluded her four-year playing career for Rachel Lawson in 2018, helping lead UK to four-straight NCAA Tournaments and three NCAA Super Regionals. Hinz will primarily assist with day-to-day operations of the team and other gameday duties. The daughter of Bruce and Renee Hinz, she has one brother, Bayler.



MYLES POOLE

Equipment Manager

Myles Poole begins his third season as the Kentucky softball equipment manager in 2018. Poole is responsible for all of Kentucky's equipment needs for the 2018 season including Nike jerseys, balls, bats and much more in the day-to-day process.

Poole graduated from Kentucky with a Bachelor of Science degree in Kinesiology, while also graduating from Kentucky to obtain his masters degree in Kinesiology as well.

In his time at Kentucky, Poole has worked with the football team, where he was primarily responsible for the coaching staff's requests and is now working with the Kentucky softball team and the nationally-ranked track and field team under the direction of head coach, Edrick Floreal.

Poole is a native of Louisville, Kentucky.




BRITTANY CERVANTES

Graduate Assistant

Brittany Cervantes, the all-time home run queen of Kentucky Softball, will be returning to Lexington this season as a graduate assistant, it was announced by head coach Rachel Lawson. Cervantes was Lawson's first-ever recruit as the head coach of the Kentucky Wildcats and ended her Wildcat career in 2012. The Chatsworth, California native was a First Team All-Southeastern Conference selection in 2012 as well as All-SEC Defensive Team honoree. She was All-Region in 2011, her junior season and still is the only UK player to hit 10+ home runs all four years of her career. With the Chicago Bandits of National Pro Fastpitch, Cervantes was an All-NPF selection in 2014 and 2015 while claiming the Cowles Cup in 2015 and 2016.

2019 Student Managers



CJ
Leighton



Shelby
Johnson



Timira
Ray



2014 NFCA
National
Coaching Staff of
the Year



2019 SOFTBALL SUPPORT STAFF

ATHLETE DEVELOPMENT AND PERFORMANCE



STEPHANIE SIMMONS

Administration

Stephanie Simmons begins her sixth season as the administrator for softball at Kentucky, where she is the Associate AD for Administration & Performance under athletics director Mitch Barnhart. Prior to moving into administration full-time in 2013, she served as the Director of Strength & Conditioning for Olympic Sports at the University of Kentucky, where she and her staff oversaw the athletic development of the majority of UK's student-athletes for ten years. While in that role, she worked directly with women's basketball, softball, volleyball and men's and women's swimming teams.

Simmons came to UK from UCLA, where she worked from 1998-2002. She left the Bruins as the associate head strength & conditioning coach in charge of volleyball, women's soccer, men's and women's water polo, women's swimming, women's basketball and softball. While at UCLA, she worked with three national championship teams and coached several Olympians. She was actively involved in competitive Olympic weightlifting and qualified for the American Open in 1999.

Simmons began her coaching career as a graduate assistant at Ohio University, which is also where she earned both her undergraduate and graduate degrees, as well as was a member of the volleyball team.

She is married to Matt Simmons, and the couple has two daughters, Piper and Charlee.



JASON CUMMINS

Impact Leadership

Jason Cummins works closely with the entire coaching staff to help SELECT the right teammates, DEVELOP them to be their best, so that we WIN better. Cummins is a former Lt. Col. in the United States Army and spends his time now working with UK Athletics' teams on leadership.

In addition, Cummins teaches an impact leadership class with UK staff members on an annual basis.

After three deployments and two positions teaching future leaders of the United States Army, Cummins retired in 2013. He now focuses on his most important leadership role, as father to his two young boys and husband to his wife.



RYAN DEVRIENDT

Strength and Conditioning

Ryan DeVriendt is in his 10th season as the head strength and conditioning coach for the University of Kentucky, having worked at UK since 2007. The native of Sherrard, Ill., was promoted to his current position in 2009.

DeVriendt assists the team in speed, agility and conditioning training teaching proper techniques in running and lifting mechanics. Before being promoted, the John and Marilyn Poole Scholarship award winner was an intern in the UK strength and conditioning office.

DeVriendt, his wife Sarah and their son Colton, reside in Lexington.



MONICA FOWLER

Nutritionist

Monica Fowler is responsible for the nutritional aspects of all 22 athletic teams at UK, which includes nutritional counseling and assessments, meal planning and maintaining nutritional supplements. Prior to working with the development of

Nutrition Department at UK, she served as a clinical dietitian from 2010-12 for RD Associates of Kentucky. In 2009, Fowler developed a color coding program called "Connect the Dots" which helps local elementary students choose balanced, nutritious meals. This system has now been implemented in every elementary school in Fayette County.

She earned her bachelor's degree in dietetics in 2010 and a master's degree in hospitality and dietetics administration from UK in 2012 and became a certified specialist in sports dietetics in 2013.



BRI PAPPOTTO

Athletic Trainer

Bri Papotto is in her sixth season as the UK softball team's athletic trainer. She works full-time with the softball team and is in attendance during every conditioning workout and practice.

Papotto provides immediate medical care for sports-related injuries and also works in conjunction with the full-time UK athletic training staff and other members of the UK medical team to provide top-notch medical care to all of UK's student athletes.

ACADEMICS



AMY CRAIGLOW

Academic Counselor

Amy Craiglow joined the Center for Academic & Tutorial Services staff in the fall of 1997. Craiglow serves as the softball, volleyball and men's golf counselor. She has worked with men's and women's golf, women's tennis, softball, volleyball and men's and women's basketball during her tenure at Kentucky. She is a graduate of Francis Marion University and West Virginia University. At Francis Marion, Craiglow lettered in softball and earned a bachelor's degree in English. She received her master's degree from West Virginia in Sport Management.

GROUNDS CREW



JOSH BARNES

Sports Turf

Josh Barnes is in his fourth year as an assistant director of sports turf management. Barnes is responsible for landscaping and maintenance of all of UK's athletic complexes, including Commonwealth Stadium, John Cropp Stadium and the Bell Soccer Complex. In his spare time, he enjoys spending time with his family and playing video games.



MARCUS ELSWICK

Sports Turf

Marcus Elswick is in his seventh year at Kentucky and third as a full-time employee helping maintain the fields at John Cropp Stadium and the Bell Soccer Complex. He is 27 years old and single, and enjoys playing basketball in his spare time.

FAN RELATIONS



EMILY DENT

Ticket Office

Emily Dent is in her 14th season overseeing ticket operations for the UK softball team. Dent is responsible for handling tickets and player pass lists prior to all UK softball games.

Dent served as a ticket sales/support associate for eight seasons and is now entering her fifth season as assistant director of ticket operations. She also works with men's basketball, track and field, men's and women's soccer, football, and helps with the Olympic sports pass.



ANA D'AMBROGI

Operations & Efficiency

Ana D'Ambrogi is in her first season working with coach Rachel Lawson and the UK softball team. D'Ambrogi oversees the game-day operation at John Cropp Stadium. She is responsible for supervision of game management and officials, game-day staff, parking, facility operations and concessions.

She also works with the men's and women's soccer teams in addition to Kentucky rifle and football.

D'Ambrogi is a native of Baltimore, Maryland and completed her undergraduate & graduate work at Auburn University before moving to Lexington in the fall.



DEVIN KOCHERGEN

Marketing

Devin Kochergen is in her first season working with the Kentucky Softball team as the marketing contact for the sport. She is in her fourth year at UK overall and works additionally with the Kentucky gymnastics team and student experience.

She was responsible for UK's record-breaking crowd of over 12,000 fans at Rupp Arena for gymnastics Excite Night.

She is a native of Madera Ranchos, California and played softball collegiatley at Lynn University (FL).



CHRIS SHOALS

Communications & PR

Chris Shoals is in his fourth season as the sports information director for Kentucky Softball, and his ninth year at UK overall. Shoals, a native of Cincinnati, Ohio, graduated from Kentucky in May of 2014 with a degree in Journalism. He has been the media coordinator for the NCAA Tennis Championships, NCAA Men's and Women's Soccer Championships, and helped with the 2013 NCAA Men's Basketball Tournament at Rupp Arena. Shoals has worked with multiple sports in his time in Lexington and currently works with the women's soccer team in addition to softball.

2019 TOURNAMENTS

2019 SOFTBALL TOURNAMENT INFORMATION

2019 HOUSTON INVITATIONAL

FEBRUARY 8-10
HOUSTON, TEXAS
Host: Houston
Facility: Cougar Softball Stadium
SID: Ryan Levine
E-mail: rlevine2@central.uh.edu
Web site: uhcougars.com

2019 ESPN ST. PETE/CLEARWATER

FEBRUARY 14-17
CLEARWATER, FLORIDA
Host: ESPN
Facility: Eddie C. Moore Complex
SID: Amy Symons Hughes
E-mail: amysyghes@mac.com
Web site: espn.com

2019 MARY NUTTER CLASSIC

FEBRUARY 21-23
PALM SPRINGS, CALIF.
Host: FloSoftball
Facility: Big League Dreams (Wrigley/Fenway)
SID: Amy Symons Hughes
Web site: marynutterclassic.com

COACH "B" CLASSIC

MARCH 1-3
CARBONDALE, ILLINOIS
Host: SIU
Facility: Charlotte West Stadium
SID: Will Becque
E-mail: william.becque@siu.edu
Web site: siusalukis.com

SEC TOURNAMENT

MAY 8-11
COLLEGE STATION, TEXAS
Host: Texas A&M
Facility: Davis Diamond
SEC SID.: Jill Skotarczak
E-mail: jskotarczak@sec.org
Web site: SECSports.com



WOMEN'S COLLEGE WORLD SERIES

MAY 30 - JUNE 4/5
OKLAHOMA CITY, OKLAHOMA
Host: Oklahoma
Facility: ASA Hall of Fame Stadium
SID: Bonnie Johnson
E-mail: bjohnson@ncaa.org
Web site: ncaasports.com





2018 FINAL STATISTICS



2018 Kentucky Softball Statistics Summary for Kentucky (as of May 26, 2018) (All games)



Record: 35-21 Home: 21-5 Away: 7-14 Neutral: 7-2 SEC: 8-15

Date	Opponent	Score	Player	avg	gp-gs	ab	r	h	2b	3b	hr	rbi	bb	hbp	so	sb-att
2/10	at New Mexico State	L 9-12	Bailey Vick	.357	55-54	157	27	56	1	0	0	11	10	1	31	17-19
2/10	at New Mexico State	L 6-10	Katie Reed	.352	56-56	179	45	63	7	4	6	32	13	4	14	14-18
2/11	at New Mexico State	w 10-2	Brooklin Hinz	.347	55-55	150	39	52	8	1	4	26	10	1	23	6-9
!2/15	at San Diego State	w 5-0	Jenny Schaper	.323	56-56	158	30	51	8	0	6	35	28	8	25	2-3
!2/16	vs Cal State Fullerton	w 10-2	Abbey Cheek	.317	56-56	164	37	52	5	2	18	56	15	2	20	11-14
!2/17	vs North Dakota State	w 2-0	Alex Martens	.313	56-53	147	27	46	10	0	8	38	24	3	13	0-0
!2/17	vs Cal State Fullerton	w 11-0	Erin Rethlake	.306	56-56	147	31	45	2	1	0	14	14	0	29	17-20
^2/23	vs #22 Minnesota	L 1-2	Mallory Peyton	.260	52-36	96	22	25	6	0	7	27	10	2	28	2-4
^2/23	vs Duke	w 5-1	Lauren Johnson	.242	56-38	99	20	24	2	1	1	17	22	4	23	6-9
^2/24	vs Bradley	w 11-6	Rachael Metzger	.227	40-16	44	5	10	6	0	2	14	10	4	13	0-0
^2/24	vs Harvard	w 9-3	Sarah Rainwater	.182	27-25	44	3	8	0	1	0	0	4	0	6	1-1
^2/25	vs Purdue	w 5-3														
3/1	DAYTON	w 4-1	Kelsee Henson	.231	38-2	13	9	3	2	0	0	2	0	0	4	0-1
%3/3	OHIO	w 5-3	Autumn Humes	.217	21-10	23	2	5	2	0	1	1	2	0	7	0-0
%3/3	SEMO	w 4-2	Ashley Ruiz	.182	13-0	11	1	2	0	0	1	1	0	0	1	0-0
%3/4	SEMO	w 11-2	Grace Baalman	.125	18-13	24	0	3	0	0	0	2	1	0	7	0-0
%3/4	OHIO	w 11-1	Hannah Huffman	.000	11-4	3	3	0	0	0	0	0	0	0	2	0-0
3/6	SIUE	w 4-1	Kalia Johnson	.000	6-0	2	1	0	0	0	0	0	0	0	0	0-0
*3/9	at #2 Florida	L 0-6	Kierston Moore	.000	1-0	1	0	0	0	0	0	0	0	0	0	0-0
*3/10	at #2 Florida	L 2-3	Larissa Spellman	.000	2-2	0	0	0	0	0	0	0	0	0	0	0-0
*3/11	at #2 Florida	L 0-4	Totals	.304	56	1462	302	445	59	10	54	276	163	29	246	76-98
3/12	NORTHERN ILLINOIS	w 8-4	Opponents	.249	56	1379	196	344	65	6	33	172	143	32	262	37-48
3/14	INDIANA	w 15-2														
*3/17	#8 LSU	w 4-1														
*3/18	#8 LSU	w 2-0														
*3/23	at #11 Auburn	L 1-3														
*3/24	at #11 Auburn	L 0-1														
*3/25	at #11 Auburn	L 4-6														
*3/31	#16 ALABAMA	L 0-9														
*3/31	#16 ALABAMA	w 11-6														
*4/1	#16 ALABAMA	L 3-9														
4/3	EASTERN KENTUCKY	w 10-0														
4/4	LOUISVILLE	w 8-0														
4/6	MIDDLE TENNESSEE ST.	w 12-1														
4/6	MIDDLE TENNESSEE ST.	w 10-1														
4/10	at Eastern Kentucky	w 1-0														
*4/13	at #9 Texas A&M	L 2-9														
*4/14	at #9 Texas A&M	L 3-4														
*4/15	at #9 Texas A&M	w 3-2														
4/18	at WKU	w 7-1														
*4/20	#6 GEORGIA	L 0-1														
*4/21	#6 GEORGIA	w 4-2														
*4/22	#6 GEORGIA	L 1-3														
*4/27	at #6 Tennessee	w 9-8														
*4/28	at #6 Tennessee	L 1-8														
*4/29	at #6 Tennessee	L 0-6														
*5/4	#12 SOUTH CAROLINA	w 7-5														
*5/6	#12 SOUTH CAROLINA	w 8-4														
*5/6	#12 SOUTH CAROLINA	L 3-9														
@5/9	vs #15 Arkansas	L 1-3														
\$5/19	ILLINOIS-CHICAGO	w 10-1														
\$5/19	NOTRE DAME	w 10-0														
\$5/20	NOTRE DAME	w 8-0														
;5/24	at #1 Oregon	w 9-6														
;5/25	at #1 Oregon	L 1-6														
;5/26	at #1 Oregon	L 1-11														

Player	era	w-l	app	gs	cg	sh	sv	ip	h	r	er	bb	so
Grace Baalman	2.72	14-9	31	20	10	3	1	136.1	136	65	53	48	98
Erin Rethlake	3.00	11-5	26	15	9	3	1	100.1	81	55	43	43	80
Autumn Humes	3.26	9-7	25	16	7	3	1	103.0	98	55	48	34	72
Ashley Ruiz	0.00	0-0	2	0	0	0	0	0.2	3	0	0	1	0
Bethany Todd	1.91	1-0	4	2	1	0	0	11.0	8	3	3	5	6
Larissa Spellman	9.33	0-0	8	3	0	0	0	12.0	18	18	16	12	6
Totals	3.14	35-21	56	56	27	9	3	363.1	344	196	163	143	262
Opponents	4.91	21-35	56	56	19	6	2	356.2	445	302	250	163	246

LOB - Team (331), Opp (303). DPs turned - Team (22), Opp (18). IBB - Team (2), Martens, A 1, Cheek, A 1, Opp (1). Picked off - Peyton, M 1, Johnson, K 1.

PB - Team (8), Metzger, R 4, Schaper, J 4, Opp (7). Pickoffs - Team (0), Opp (2). SBA/ATT - Schaper, J (27-36), Rethlake, E (13-17), Baalman, G (14-16), Metzger, R (10-12), Humes, A (8-11), Spellman, L (1-3), Todd, B (1-1).

Score by innings	1	2	3	4	5	6	7	8	9	EX	Total
Kentucky	50	51	34	58	51	35	22	1	0	0	302
Opponents	27	25	49	30	19	28	17	0	0	1	196

Win-loss breakouts: Day 26-12; Night 9-9; vs Left 3-1; vs Right 32-20; 1-run games 3-5; 2-run games 7-4; 5+run games 18-9; Extra inns 1-1; Shutouts 9-6. Current streak: Lost 2; Longest winning streak: 10; Longest losing streak: 4. Attendance: Home 20969 (avg 873); Away 35150 (avg 1212); Total 56119 (avg 1058).

* = Conference game
 ! = Campbell/Cartier Classic (San Diego)
 ^ = Citrus Classic (Orlando, Fla.)
 % = John Cropp Classic (Lexington, Ky.)
 @ = SEC Tournament (Columbia, Mo.)
 \$ = NCAA Regionals (Lexington, Ky.)



2018 GAME-BY-GAME SUMMARY

Date	Opponent	W/L	Score	r-h-e	r-h-e	Inns	Overall	SEC	Pitcher of record	Attend	Time
Feb 10, 2018	at. New Mexico State- 1	L	9-12	9-8-1	9-12-3	7	0-1-0	0-0-0	Rethlake, E (L 0-1)	591	2:25
Feb 10, 2018	at. New Mexico State- 2	L	6-10	6-9-0	10-18-1	7	0-2-0	0-0-0	Baalman, G (L 0-1)	591	2:30
Feb 11, 2017	at. New Mexico State	W	10-2	10-12-0	6-0-1	7	1-2-0	0-0-0	Rethlake, E (W 1-1)	543	1:51
! Feb 15, 2018	at San Diego State	W	5-0	5-11-1	0-6-1	7	2-2-0	0-0-0	Baalman, G (W 1-0)	206	2:28
! Feb 16, 2018	vs. Cal State Fullerton	W	10-2	10-13-2	2-3-0	5	3-2-0	0-0-0	Rethlake, E (W 2-1)	157	1:42
! Feb 17, 2018	vs. North Dakota State	W	2-0	2-5-0	0-0-0	7	4-2-0	0-0-0	Humes, A (W 1-0)	152	1:39
! Feb 17, 2018	vs. Cal State Fullerton	W	11-0	11-9-2	0-1-0	5	5-2-0	0-0-0	Baalman, G (W, 2-1)	152	1:30
^ Feb 23, 2018	vs. #22 Minnesota	L	1-2	1-3-2	2-3-0	7	5-3-0	0-0-0	Rethlake, E (L, 2-2)	100	1:46
^ Feb 23, 2018	vs. Duke	W	5-1	5-8-2	1-3-1	7	6-3-0	0-0-0	Baalman, G (W, 3-1)	50	1:35
^ Feb 24, 2018	vs. Bradley	W	11-6	11-15-1	6-8-2	7	7-3-0	0-0-0	Baalman, G (W, 4-1)	100	2:38
^ Feb 24, 2018	vs. Harvard	W	9-3	9-13-2	3-3-2	7	8-3-0	0-0-0	Baalman, G (W, 5-1)	100	2:19
^ Feb 25, 2018	vs. Purdue	W	5-3	5-7-0	3-7-2	7	9-3-0	0-0-0	Humes, A (W, 2-0)	100	2:08
Mar 01, 2018	DAYTON	W	4-1	4-9-1	1-4-1	7	10-3-0	0-0-0	Humes, A (W, 3-0)	417	1:53
%Mar 03, 2018	OHIO	W	5-3	5-9-0	3-5-3	7	11-3-0	0-0-0	Rethlake, E (W, 3-2)	417	2:07
%Mar 03, 2018	SEMO	W	5-3	4-7-0	2-5-2	7	12-3-0	0-0-0	Baalman, G (W, 6-1)	678	2:09
%Mar 04, 2018	SEMO	W	11-2	11-12-1	2-7-0	7	13-3-0	0-0-0	Humes, A (W, 4-0)	748	2:07
%Mar 04, 2018	OHIO	W	11-1	11-14-0	1-3-0	5	14-3-0	0-0-0	Baalman, G (W, 7-1)	748	1:33
Mar 06, 2018	SIUE	W	4-1	4-8-1	1-5-2	7	15-3-0	0-0-0	Rethlake, E (W, 4-2)	306	1:57
*Mar 09, 2018	at #2 Florida	L	0-6	0-0-1	6-6-1	7	15-4-0	0-1-0	Rethlake, E (L, 4-3)	1311	1:53
*Mar 10, 2018	at #2 Florida	L	2-3	2-6-0	3-9-1	7	15-5-0	0-2-0	Baalman, G (L, 7-2)	1765	2:10
*Mar 11, 2018	at #2 Florida	L	0-4	0-4-0	4-7-1	7	15-6-0	0-3-0	Humes, A (L, 4-1)	2243	1:52
Mar 12, 2018	NORTHERN ILLINOIS	W	8-4	8-11-2	4-4-0	7	16-6-0	0-3-0	Rethlake, E (W, 5-3)	136	2:08
Mar 14, 2018	INDIANA	W	15-2	15-11-1	2-5-1	5	17-6-0	0-3-0	Baalman, G (W, 8-2)	210	1:57
*Mar 17, 2018	#8 LSU	W	4-1	4-6-1	1-5-1	7	18-6-0	1-3-0	Baalman, G (W, 9-2)	789	1:44
*Mar 18, 2018	#8 LSU	W	2-0	2-6-0	0-5-2	7	19-6-0	2-3-0	Humes, A (W, 5-1)	1203	1:47
*Mar 23, 2018	at #11 Auburn	L	1-3	1-6-0	3-5-1	7	19-7-0	2-4-0	Baalman, G (L, 10-3)	2057	1:58
*Mar 24, 2018	at #11 Auburn	L	0-1	0-5-0	1-6-1	(12)	19-8-0	2-5-0	Humes, A (L, 5-2)	2258	2:50
*Mar 25, 2018	at #11 Auburn	L	4-6	4-8-1	6-7-1	7	19-9-0	2-6-0	Baalman, G (L, 10-4)	2140	2:07
*Mar 31, 2018	#16 ALABAMA-1	L	0-9	0-1-1	9-9-0	7	19-10-0	2-7-0	Humes, A (L, 5-3)	2425	2:31
*Mar 31, 2018	#16 ALABAMA-2	W	11-6	11-14-1	6-12-1	7	20-10-0	3-7-0	Baalman, G (W, 10-4)	2425	2:48
*Apr 01, 2018	#16 ALABAMA	L	3-9	3-5-2	9-10-1	7	20-11-0	3-8-0	Humes, A (L, 5-4)	1034	2:47
Apr 03, 2018	EASTERN KENTUCKY	W	10-0	10-10-0	0-2-0	6	21-11-0	3-8-0	Humes, A (W, 6-4)	327	1:47
Apr 04, 2018	LOUISVILLE	W	8-0	8-15-1	0-4-0	5	22-11-0	3-8-0	Rethlake, E (W, 6-3)	1057	1:34
Apr 06, 2018	MIDDLE TENNESSEE-1	W	12-1	12-12-0	1-3-0	5	23-11-0	3-8-0	Humes, A (W, 7-4)	820	1:26
Apr 06, 2018	MIDDLE TENNESSEE-2	W	10-1	10-11-1	1-4-0	6	24-11-0	3-8-0	Todd, B (W, 1-0)	820	1:33
Apr 10, 2018	at Eastern Kentucky	W	1-0	1-5-1	0-2-4	7	25-11-0	3-8-0	Rethlake, E (W, 7-3)	250	2:02
*Apr 13, 2018	at #9 Texas A&M	L	2-9	2-8-0	9-11-0	7	25-12-0	3-9-0	Humes, A (L, 7-5)	1056	2:28
*Apr 14, 2018	at #9 Texas A&M	L	3-4	3-8-0	4-6-2	7	25-13-0	3-10-0	Rethlake, E (L, 7-4)	1594	2:35
*Apr 15, 2018	at #9 Texas A&M	W	3-2	2-8-0	2-8-0	7	26-13-0	4-10-0	Humes, A (W, 8-5)	1496	2:12
Apr 18, 2018	at WKU	W	7-1	7-9-1	1-8-1	7	27-13-0	4-10-0	Rethlake, E (W, 8-4)	1093	2:04
*Apr 20, 2018	#6 GEORGIA	L	0-1	0-2-1	1-3-2	7	27-14-0	4-11-0	Baalman, G (L, 10-5)	793	1:57
*Apr 21, 2018	#6 GEORGIA	W	4-2	4-6-1	2-6-0	7	28-14-0	5-11-0	Humes, A (W, 9-5)	1232	1:48
*Apr 22, 2018	#6 GEORGIA	L	1-3	1-8-0	3-10-3	7	28-15-0	5-12-0	Baalman, G (L, 10-6)	1242	2:07
*Apr 27, 2018	at #6 Tennessee	W	9-8	9-9-1	8-10-2	(8)	29-15-0	6-12-0	Baalman, G (W, 11-6)	2222	3:33
*Apr 28, 2018	at #6 Tennessee	L	1-8	1-4-2	8-7-2	7	29-16-0	6-13-0	Humes, A (L, 9-6)	2274	2:30
*Apr 29, 2018	at #6 Tennessee	L	0-6	0-4-0	6-7-0	7	29-17-0	6-14-0	Baalman, G (L, 11-7)	2267	2:10
*May 04, 2018	#12 SOUTH CAROLINA	W	7-5	7-7-1	5-10-1	7	30-17-0	7-14-0	Baalman, G (W, 12-7)	1008	2:11
*May 06, 2018	#12 SOUTH CAROLINA-1	W	8-4	8-10-0	4-9-2	7	31-17-0	8-14-0	Rethlake, E (W, 9-4)	2023	2:13
*May 06, 2018	#12 SOUTH CAROLINA-2	L	3-9	3-8-0	9-12-0	7	31-18-0	8-15-0	Humes, A (L, 9-7)	2023	2:13
@May 09, 2018	vs. # 15 Arkansas	L	1-3	1-6-0	3-4-1	7	31-19-0	8-15-0	Baalman, G (L, 12-8)	1307	1:52
\$May 19, 2018	ILLINOIS-CHICAGO	W	10-1	10-7-2	2-1-5	5	32-19-0	8-15-0	Rethlake, E (W, 10-4)	1225	1:54
\$May 19, 2018	NOTRE DAME	W	10-0	10-10-1	0-2-1	5	33-19-0	8-15-0	Baalman, G (W, 13-8)	1225	1:45
\$May 20, 2018	NOTRE DAME	W	8-0	8-8-0	0-1-0	6	34-19-0	8-15-0	Rethlake, E (W, 11-4)	1273	1:47
;May 24, 2018	at #1 Oregon	W	9-6	9-10-0	6-8-0	7	35-19-0	8-15-0	Baalman, G (W, 14-8)	2522	2:36
; May 25, 2018	at #1 Oregon	L	9-6	1-2-1	9-6-0	7	35-20-0	8-15-0	Baalman, G (L, 14-9)	2522	2:36
;May 26, 2018	at #1 Oregon	L	4-2	1-4-1	11-10-0	5	35-21-0	8-15-0	Rethlake, E (W, 11-5)	2522	2:13

* = Conference game; ! = Campbell/Cartier Classic (San Diego); ^ = Citrus Classic (Orlando, Fla.); % = JohnCropp Classic (Lexington, Ky.); @ = SEC Tournament (Columbia, Mo.); \$ = NCAA Regionals (Lexington, Ky.); ; = NCAA Super Regionals (Eugene, Oregon); () extra inning game



2018 SEC RECAP

2017 SEC FINAL STANDINGS

School	SEC	Pct.	ALL	Pct.	Home	Away	Neu.	Streak
1.) Florida # !	20-4	.833	56-11	.836	33-3	13-6	10-2	L2
2.) Georgia	16-8	.667	48-13	.787	36-4	8-5	4-4	L2
3.) South Carolina	15-9	.625	49-17	.742	29-3	7-13	13-1	L2
4.) Tennessee	14-10	.583	48-14	.774	19-3	7-9	22-2	L2
5.) LSU	13-10	.565	45-17	.726	35-4	6-10	4-3	L2
6.) Texas A&M	13-10	.542	44-18	.710	37-4	4-11	3-3	L1
7.) Arkansas	12-12	.500	42-17	.712	27-2	4-13	11-2	L2
8.) Alabama	12-12	.500	36-20	.643	20-6	9-11	7-3	L2
9.) Auburn	11-12	.478	41-17	.707	29-3	8-10	4-4	L2
10.) Kentucky	8-15	.348	35-21	.625	21-5	7-14	7-2	L2
11.) Mississippi State	7-17	.292	38-23	.623	24-10	8-9	6-4	L1
12.) Ole Miss	7-17	.292	32-25	.561	16-9	6-13	10-3	L1
13.) Missouri	6-17	.261	30-29	.508	13-7	5-12	12-10	L1

- SEC Regular Season Champion; ! - SEC Tournament Champion

2018 SEC HONORS

Player of the Year

Amanda Lorenz, Florida

Pitcher of the Year

Kelly Barnhill, Florida

Coach of the Year

Lu Harris-Champer, Georgia

Freshman of the Year

Mia Davidson, Mississippi State

Scholar-Athlete of the Year

Katie Reed, Kentucky

First Team All-SEC

P – Kelly Barbhill, Florida
 P – Brittany Gray, Georgia
 P – Allie Walljasper, LSU
 IF – Nicole DeWitt, Florida
 IF – Alyssa DiCarlo, Georgia
 IF – Meghan Gregg, Tennessee
 IF – Aubrey Leach, Tennessee
 IF – Tori Vidales, Texas A&M
 OF – Kaylee Tow, Alabama
 OF – Amanda Lorenz, Florida
 OF – Courtni Emanuel, Georgia
 OF – Scarlet McSwain, Tennessee
 C – Mia Davidson, Mississippi State
 DP/U – Aleshia Ocasio, Florida

Second Team All-SEC

P – Alexis Osorio, Alabama
 P – Mary Haff, Arkansas
 P – Kaylee Carlson, Auburn
 IF – Bailey Hemphill, Alabama
 IF – Justice Milz, Georgia
IF – Katie Reed, Kentucky
 IF – Riley Pierce, Missouri
 IF – Mackenzie Boesel, South Carolina

IF – Kenzi Maguire, South Carolina

OF – Elissa Brown, Alabama

OF – Hannah McEwen, Arkansas

OF – Aliyah Andrews, LSU

OF – Kolby Romaine, Missouri

C – Alyssa VanDerveer, South Carolina

DP/U – Cayla Kessinger, Missouri

Freshman All-SEC

P – Mary Haff, Arkansas

P – Grace Baalman, Kentucky

P – Kelsey Oh, South Carolina

IF – Taylon Snow, Auburn

IF – Hannah Adams, Florida

IF – Brooke Wilmes, Missouri

IF – Jana Johns, South Carolina

IF – Ashley Morgan, Tennessee

OF – Kaylee Tow, Alabama

OF – Hannah McEwen, Arkansas

OF – Amanda Ayala, Tennessee

C – Mia Davidson, Mississippi State

DP/U – Jordan Matthews, Florida

SEC All-Defensive

P – Kaylee Carlson, Auburn

C – Janell Wheaton, Florida

C – Ashely Walters, Texas A&M

1B – Tori Vidales, Texas A&M

2B – Hannah Adams, Florida

SS – Katie Reed, Kentucky

3B – Amanda Sanchez, Missouri

3B – Jana Johns, South Carolina

LF – Aliyah Andrews, LSU

CF – Erica Russell, Texas A&M

RF – Sarah Hudek, Texas A&M

2018 SEC TOURNAMENT RESULTS

Wednesday, May 9

G1: #11 Mississippi State 2, Texas A&M 0

G2: #7 Arkansas 3, #10 Kentucky 1

G3: #5 LSU 4, #12 Ole Miss 1

G4: #8 Alabama 6, #9 Auburn 4

Thursday, May 10

G5: #3 South Carolina 3, #11 Mississippi State 1

G6: #7 Arkansas 8, #2 Georgia 3

G7: #4 Tennessee 1, #5 LSU 0

G8: #1 Florida 5, #8 Alabama 2

Friday, May 11

G9: #3 South Carolina 4, #7 Arkansas 1

G10: #1 Florida 10, #4 Tennessee 0 (5 inn.)

Saturday, May 12

G11: #1 Florida 3, #3 South Carolina 1



FINAL 2018 SEC STATS

BATTING STATISTICS

Team	AVG	GP	AB	R	H	2B	3B	HR	RBI	TB	SLG%	BB	HBP	SO	GDP	OB%	SF	SH	SB-Att
Georgia	.333	61	1609	364	536	80	16	66	332	846	.526	172	27	233	7	.404	10	47	89-104
Tennessee	.306	62	1658	360	508	71	8	52	315	751	.453	230	38	238	5	.400	12	19	66-76
Kentucky	.305	56	1462	302	446	59	10	54	276	687	.470	163	29	246	6	.384	9	40	76-97
Texas A&M	.296	62	1586	299	469	78	8	50	275	713	.450	206	31	231	16	.385	11	24	53-60
Mississippi State	.292	61	1621	316	473	88	19	55	291	764	.471	143	59	199	7	.367	15	10	52-60
Missouri	.290	59	1574	282	457	82	3	58	258	719	.457	172	32	230	10	.368	20	11	63-76
Florida	.284	67	1610	417	458	82	13	61	396	749	.465	360	53	264	14	.426	20	37	38-48
Auburn	.281	58	1490	295	419	62	12	43	263	634	.426	215	29	222	8	.379	17	26	99-129
Arkansas	.279	59	1554	284	434	67	11	55	256	688	.443	166	22	207	11	.353	21	12	20-22
Alabama	.273	56	1387	269	378	54	12	51	250	609	.439	190	30	215	13	.368	20	39	62-75
South Carolina	.272	66	1659	325	451	87	11	65	309	755	.455	166	86	294	3	.365	17	6	41-49
LSU	.260	62	1657	247	431	70	6	41	223	636	.384	199	15	271	14	.342	16	31	77-84
Ole Miss	.256	57	1505	238	386	58	9	27	200	543	.361	140	31	255	1	.329	16	23	81-101

PITCHING STATISTICS

Team	ERA	W-L	G	CG	SHO/CBO	SV	IP	H	R	ER	BB	SO	2B	3B	HR	B/Avg	WP	HBP	BK
Auburn	1.37	41-17	58	21	23/15	2	397.1	294	93	78	87	287	30	4	20	.203	12	10	0
Florida	1.43	56-11	67	40	30/11	2	426.2	233	104	87	114	574	29	2	38	.157	16	20	0
LSU	1.57	45-17	62	43	20/4	3	446.0	295	119	100	122	392	35	4	21	.184	23	25	0
Georgia	1.86	48-13	61	25	22/11	6	400.0	272	138	106	147	391	37	5	24	.187	21	45	0
Mississippi State	2.06	38-23	61	29	19/4	5	404.1	326	162	119	170	416	50	6	17	.212	23	27	0
South Carolina	2.10	49-17	66	35	17/3	3	433.1	343	149	130	144	303	55	2	29	.215	17	24	0
Texas A&M	2.22	43-18	62	27	17/4	5	413.2	333	154	131	173	309	43	2	26	.221	17	54	0
Arkansas	2.34	42-17	59	25	15/1	5	388.1	325	161	130	88	377	37	3	36	.218	16	38	0
Alabama	2.44	36-20	56	36	14/3	7	367.2	294	162	128	215	344	43	2	22	.218	27	34	0
Tennessee	2.48	48-14	62	18	17/12	8	409.2	326	176	145	148	374	46	6	44	.213	29	44	0
Ole Miss	2.80	32-25	57	19	10/4	2	388.0	380	189	155	90	204	53	7	26	.252	19	29	0
Kentucky	3.14	35-21	56	27	9/0	2	363.1	343	196	163	143	262	65	6	33	.249	26	32	0
Missouri	3.73	30-29	59	14	11/6	5	386.2	426	269	206	173	220	47	8	53	.273	31	17	0

PB - Arkansas 15, Tennessee 15, Auburn 11, South Carolina 11, Ole Miss 11, Missouri 9, Kentucky 8, LSU 7, Mississippi State 6, Texas A&M 6, Alabama 4, Georgia 4, Florida 3. Pickoffs - Mississippi State 3, Georgia 2, Missouri 1, Ole Miss 1, Alabama 1, Arkansas 1.

FIELDING STATISTICS

Team	C	PO	A	E	FLD%	DPS	SBA	CSB	SBA%	PB	CI
Florida	1683	1280	376	27	.984	20	17	11	.607	3	0
South Carolina	1805	1300	467	38	.979	31	41	7	.854	11	1
Auburn	1765	1192	533	40	.977	25	20	12	.625	11	0
Texas A&M	1780	1241	498	41	.977	24	10	13	.435	6	1
Kentucky	1675	1090	544	41	.976	22	37	11	.771	8	0
LSU	1884	1338	498	48	.975	17	65	10	.867	7	1
Tennessee	1696	1229	411	56	.967	19	42	7	.857	15	0
Ole Miss	1752	1164	530	58	.967	24	20	9	.690	11	0
Georgia	1635	1200	379	56	.966	12	41	12	.774	4	0
Missouri	1773	1160	552	61	.966	23	39	14	.736	9	0
Alabama	1559	1103	401	55	.965	19	39	20	.661	4	0
Arkansas	1635	1165	410	60	.963	10	29	15	.659	15	1
Mississippi State	1753	1213	465	75	.957	15	28	13	.683	6	0



UK VS. ALL OPPONENTS

Opponent	W	L	T	First/Last Mtg.
Akron	4	2	0	1999/2002
Alabama	6	47	0	1997/2018
Albany	1	0	0	2016/2016
Arizona	1	2	0	2000/2015
Arizona State	2	3	0	2010/2016
Arkansas	25	31	0	1997/2018
Auburn	17	41	0	1998/2018
Austin Peay	4	0	0	2010/2011
Ball State	2	2	0	1998/2015
Baylor	0	6	0	1998/2014
Belmont	4	0	0	2002/2006
Bethune-Cookman	0	1	0	2002/2002
Birmingham Southern	1	0	0	2002/2002
Bowling Green	2	0	0	2001/2005
Bradley	1	1	0	1998/2018
Brigham Young	1	1	0	2009/2009
Butler	6	0	0	2000/2016
California	3	3	0	2010/2016
Cal State Fullerton	3	0	0	2010/2018
Cal-Poly	1	1	0	2005/2013
Campbell	1	0	0	1998/1998
Canisius	1	1	0	1999/2009
Centenary	1	0	0	2009/2009
Central Florida	2	2	0	2008/2017
Central Michigan	1	0	0	2013/2013
Coastal Carolina	2	0	0	1999/1999
Colorado State	1	1	0	2006/2011
Connecticut	3	1	0	2000/2017
Dayton	7	3	0	1997/2018
DePaul	4	3	0	1997/2017
Drexel	2	0	0	1997/2017
Duke	1	0	0	2018/2018
East Carolina	0	1	0	1999/1999
Eastern Illinois	3	1	0	1998/2016
Eastern Kentucky	23	7	0	1997/2018
Evansville	5	6	0	1998/2017
Fairfield	1	0	0	2014/2014
Florida	14	52	0	1997/2018
Florida Atlantic	7	0	0	2010/2017
Florida A & M	5	0	0	2004/2017
Florida International	4	1	0	2002/2011
Florida State	2	2	0	2011/2015
Gardner-Webb	1	0	0	2004/2004
George Washington	1	0	0	2014/20104
Georgia	14	56	0	1997/2018
Georgia Southern	4	1	0	2011/2015
Georgia State	0	2	0	1999/2010
Georgia Tech	1	2	0	1998/2010
Georgetown	1	0	0	2013/2013
Harvard	1	0	0	2018/2018
Hawai'i	1	2	0	2008/2009
Houston	1	1	0	2003/2005
Howard	1	0	0	2013/2013
Illinois	4	0	0	2013/2017
Illinois-Chicago (UIC)	4	5	0	1998/2018
Illinois State	1	5	0	2002/2005
Indiana	13	8	0	1997/2018
Indiana State	2	0	0	1999/2006
Iowa	1	2	0	1997/2013
IUPUI	2	0	0	2007/2015
IPFW	1	0	0	2014/2014
Jacksonville State	2	0	0	2010/2012
James Madison	1	0	0	2014/2014
Kansas	2	2	0	2004/2014
Kennesaw State	0	1	0	2015/2015
Kent State	12	3	0	1998/2017
La.-Lafayette	1	4	0	1999/2014
La.-Monroe	1	1	0	2000/2004
Lehigh	1	0	0	2016/2016
LSU	14	37	0	1998/2018
La. Tech	3	1	0	1998/2014
Liberty	4	0	0	2000/2010
Lipscomb	2	1	0	2010/2016
Long Beach State	3	3	0	2005/2015
LIU-Brooklyn	2	0	0	2012/2015
Louisville	20	19	0	2000/2018
Loyola-Marymount	2	1	0	2006/2014
Marshall	13	2	0	1997/2015
Memphis	2	1	0	2011/2017
Maryland	2	2	0	1999/2012
Miami (Ohio)	6	2	0	1997/2016
Michigan	3	5	0	2010/2017
Middle Tennessee State	5	2	0	1997/2018
Minnesota	2	1	0	2005/2018
Mississippi	24	30	0	1997/2017
Mississippi State	26	30	0	1997/2017
Mississippi Valley State	1	0	0	2014/2014

Opponent	W	L	T	First/Last Mtg.
Missouri	10	7	0	1997/2017
Missouri-Kansas City	2	0	0	2004/2012
Morehead State	23	1	0	1997/2012
Murray State	3	0	0	2015/2016
New Mexico	1	1	0	2000/2016
New Mexico State	2	2	0	2001/2018
Nicholls State	2	1	0	1999/2012
North Carolina	2	1	0	1997/2013
North Carolina State	1	1	0	2012/2012
North Dakota State	2	0	0	2011/2018
North Florida	2	0	0	2011/2012
Northern Kentucky	2	0	0	2016/2017
North Texas	1	0	0	2004/2004
Northern Illinois	4	0	0	1998/2018
Northern Iowa	2	0	0	2004/2004
Northwestern	1	0	0	2015/2015
Notre Dame	5	1	0	2000/2018
Ohio	12	2	0	1998/2018
Ohio State	6	7	0	1999/2011
Oklahoma	1	6	0	2000/2015
Oklahoma State	1	3	0	1998/2001
Oregon	3	6	0	2003/2018
Oregon State	2	1	0	2013/2016
Pacific	1	1	0	2001/2012
Penn State	3	1	0	2000/2014
Pittsburgh	2	2	0	2010/2017
Portland State	0	1	0	2013/2013
Purdue	4	1	0	2000/2018
Radford	2	0	0	1998/2012
Sacramento State	1	0	0	2007/2007
St. Francis (Pa.)	1	0	0	2014/2014
Saint Mary's	1	0	0	2007/2007
St. Louis	1	0	0	1999/1999
Sam Houston State	1	0	0	1998/1998
Samford	2	0	0	1999/2002
San Diego	1	0	0	2016/2016
San Diego State	5	3	0	2005/2018
Santa Clara	1	0	0	2014/2014
SIUE	2	0	0	2011/2018
Stanford	1	0	0	2013/2013
Stephen F. Austin	4	2	0	1998/2012
South Carolina	28	39	0	1997/2018
South Dakota	1	0	0	2016/2016
South Florida	1	1	0	2005/2013
Southeast Missouri St. (SEMO)	2	2	0	1998/2018
Southern Illinois	3	1	0	1998/2017
Southern Miss.	1	2	0	1999/2007
Southwest Texas	0	2	0	2000/2002
Stanford	0	4	0	2003/2011
Stetson	2	0	0	2009/2009
Temple	1	0	0	1999/1999
Tennessee	15	46	0	1997/2018
Tennessee-Martin	1	0	0	2017/2017
Tennessee Tech	6	1	0	1999/2015
Texas	3	0	0	2002/2014
Texas-Arlington	0	0	1	2004/2004
Texas A&M	6	6	0	2014/2018
Texas-A&M-CC	1	1	0	2007/2012
Texas-San Antonio	3	2	0	2001/2004
Texas State	0	1	0	2005/2005
Texas Tech	1	1	0	2016/2016
Toledo	2	0	0	2008/2008
UAB	0	2	0	2012/2012
UCLA	3	6	0	2009/2017
UC-Davis	4	0	0	2007/2017
UC-Riverside	1	1	0	2007/2013
UNC-Greensboro	0	1	0	1997/1997
UNC-Charlotte	0	1	0	2016/2016
UNLV	1	1	0	2006/2009
USC Upstate	1	0	0	2013/2013
Utah	2	0	0	2016/2016
UT-Chattanooga	5	6	0	1998/2011
Valparaiso	2	1	0	1997/2012
Virginia	1	0	0	2005/2005
Virginia Tech	2	3	0	2000/2013
Washington	2	0	0	2006/2013
Western Carolina	1	0	0	2010/2010
Western Illinois	1	0	0	2012/2012
Western Kentucky	16	6	0	2000/2018
Western Michigan	3	0	0	2010/2013
Wichita State	2	2	0	2002/2014
Winthrop	2	1	0	1999/2016
Wright State	4	4	0	1997/2012
Youngstown State	4	0	0	2004/2006
Totals	638	658	1	



ALL-TIME RESULTS

Table of game results from Mar. 24 to May 11, listing opponents (e.g., Ole Miss, LSU, Georgia) and outcomes (W/L).

Table of game results from Apr. 21 to May 3, listing opponents (e.g., LSU, Georgia, Auburn) and outcomes (W/L).

2003 • 16-40 • 3-26 SEC

Table of game results for the 2003 season, listing dates, opponents, and outcomes.

2002 • 24-32 • 6-21 SEC

Table of game results for the 2002 season, listing dates, opponents, and outcomes.

Table of game results from Feb. 8 to May 2, listing opponents (e.g., Georgia Tech, Gardner Webb, Missouri-Kansas City) and outcomes (W/L).

Table of game results from Feb. 19 to May 8, listing opponents (e.g., North Carolina, Minnesota, Tennessee Tech) and outcomes (W/L).

2006 • 21-36 • 4-26 SEC

Table of game results for the 2006 season, listing dates, opponents, and outcomes.

EILEEN SCHMIDT

Three Seasons Record: 61-108 SEC: 12-74



2005 • 20-41 • 4-25 SEC

Table of game results for the 2005 season, listing dates, opponents, and outcomes.

2004 • 25-31-1 • 6-24 SEC

Table of game results for the 2004 season, listing dates, opponents, and outcomes.



ALL-TIME RESULTS

Mar. 18	South Carolina	A	W 2-0
Mar. 19	South Carolina	A	W 2-1
Mar. 25	LSU	H	L 2-5
Mar. 25	LSU	H	L 2-13
Mar. 26	LSU	H	L 1-6
Mar. 29	Tennessee	H	L 0-8
Mar. 29	Tennessee	H	L 0-4
Mar. 30	Tennessee	H	L 0-8
Apr. 1	Alabama	H	L 0-7
Apr. 1	Alabama	H	L 0-11
Apr. 2	Alabama	H	L 0-9
Apr. 4	Ohio	H	W 7-0
Apr. 4	Ohio	H	W 3-0
Apr. 5	Western Kentucky	H	W 2-1
Apr. 5	Western Kentucky	H	W 5-4
Apr. 12	Indiana	A	L 0-2
Apr. 12	Indiana	A	L 5-6
Apr. 14	Arkansas	H	W 8-0
Apr. 15	Arkansas	H	L 1-2
Apr. 15	Arkansas	H	L 0-2
Apr. 19	Louisville	A	W 3-1
Apr. 22	Florida	A	L 2-6
Apr. 22	Florida	A	W 3-2
Apr. 23	Florida	A	L 3-5
Apr. 26	Louisville	H	L 1-4
Apr. 26	Eastern Kentucky	H	L 0-2
Apr. 29	Ole Miss	A	L 1-2
Apr. 29	Ole Miss	A	L 0-1
Apr. 30	Ole Miss	A	L 1-2
May 6	Mississippi State	H	L 4-6
May 6	Mississippi State	H	L 0-2
May 7	Mississippi State	H	L 2-3

N1 - Las Vegas, Nev.; N2 - San Diego, Calif.;

Apr. 25	Indiana	H	L 5-4
Apr. 25	Indiana	H	W 5-4
Apr. 28	Alabama	A	L 12-3
Apr. 28	Alabama	A	L 6-0
Apr. 29	Alabama	A	L 8-0
May 5	Florida	H	L 7-3
May 5	Florida	H	L 7-4
May 6	Florida	H	L 8-0

N1 - Waco, Texas.; N2 - Davis, Calif.;

RACHEL LAWSON

11 Seasons
Record: 396-254
SEC: 126-151



2008 • 17-37 • 3-25 SEC

Feb. 9	Wichita State	N1	W, 5-2
Feb. 9	Chattanooga	A	W, 3-2
Feb. 10	Wichita State	N1	L, 6-2
Feb. 10	Chattanooga	A	L, 9-6
Feb. 14	Hawai'i	A	L, 9-5
Feb. 15	Long Beach State	N2	L, 10-2
Feb. 15	Central Florida	N2	L, 7-2
Feb. 16	Hawai'i	A	L, 6-0
Feb. 16	Central Florida	N2	L, 6-0
Feb. 17	Central Florida	N2	W, 4-1
Feb. 24	Toledo	H	W, 9-3
Feb. 24	Toledo	H	W, 15-5
Feb. 29	Wright State	N3	W, 5-1
Mar. 1	Marshall	N3	W, 10-4
Mar. 1	Eastern Illinois	N3	W, 5-1
Mar. 2	Indiana	N3	W, 10-5
Mar. 5	Louisville	H	L, 6-1
Mar. 12	Morehead State	H	W, 5-3
Mar. 12	Morehead State	H	W, 7-1
Mar. 15	Tennessee	A	W, 2-0
Mar. 16	Tennessee	A	L, 5-1
Mar. 16	Tennessee	A	L, 2-0
Mar. 17	Miami (OH)	H	W, 7-3
Mar. 21	Alabama	H	L, 9-4
Mar. 22	Alabama	H	L, 11-2
Mar. 22	Alabama	H	L, 14-4
Mar. 26	Louisville	A	L, 5-4
Mar. 29	South Carolina	H	L, 5-3
Mar. 29	South Carolina	H	L, 4-3
Mar. 30	South Carolina	H	L, 8-1
Apr. 1	Indiana	H	L, 5-4
Apr. 1	Indiana	H	L, 16-13
Apr. 3	Mississippi State	A	L, 1-0
Apr. 3	Mississippi State	A	L, 8-0
Apr. 5	Ole Miss	A	W, 3-1
Apr. 5	Ole Miss	A	L, 6-1
Apr. 6	Ole Miss	A	W, 4-2
Apr. 9	LSU	H	L, 13-2
Apr. 9	LSU	H	L, 5-2
Apr. 12	Arkansas	H	L, 6-5
Apr. 12	Arkansas	H	L, 3-0
Apr. 13	Arkansas	H	L, 14-1
Apr. 16	Ohio State	A	W, 6-3
Apr. 16	Ohio State	A	W, 16-0
Apr. 19	Florida	A	L, 8-0
Apr. 19	Florida	A	L, 6-5
Apr. 20	Florida	A	L, 8-0
Apr. 23	Eastern Kentucky	H	W, 4-2
Apr. 26	Georgia	H	L, 10-0
Apr. 26	Georgia	H	L, 7-3
Apr. 27	Georgia	H	L, 9-4
May 3	Auburn	A	L, 14-1
May 3	Auburn	A	L, 3-2
May 4	Auburn	A	L, 5-4

N1 - Chattanooga, Tenn.; N2 - Honolulu, Hawaii; N3 - Chattanooga, Tenn.

2009 • 34-23 • 13-14 SEC

Feb. 13	Oregon	N1	W, 11-9
Feb. 13	Hawaii	N1	W, 8-0
Feb. 14	DePaul	N1	L, 5-1
Feb. 14	UCLA	N1	L, 9-6
Feb. 15	UNLV	A	W, 7-1
Feb. 20	San Diego State	N2	W, 6-4
Feb. 20	Louisiana	A	L, 5-2
Feb. 21	Connecticut	N2	L, 5-4
Feb. 22	Connecticut	N2	W, 5-3
Feb. 27	Centenary	N3	W, 4-0
Feb. 27	Stetson	A	W, 4-2
Feb. 28	Maryland	N3	W, 10-1
Feb. 28	Stetson	A	W, 4-0
Mar. 7	LSU	A	L, 3-2
Mar. 7	LSU	A	W, 6-5
Mar. 8	LSU	A	L, 10-2
Mar. 10	Morehead State	A	W, 5-1
Mar. 10	Morehead State	A	W, 4-3
Mar. 14	Auburn	H	W, 4-3
Mar. 15	Auburn	H	W, 8-0
Mar. 16	Auburn	H	W, 8-0
Mar. 17	Miami (OH)	A	W, 10-1
Mar. 17	Miami (OH)	A	W, 6-3
Mar. 21	Arkansas	A	W, 11-4
Mar. 21	Arkansas	A	L, 8-5
Mar. 22	Arkansas	A	L, 4-3
Mar. 24	Kent State	H	W, 3-1
Mar. 24	Kent State	H	W, 5-4
Mar. 26	Western Kentucky	A	W, 1-0
Mar. 26	Western Kentucky	A	W, 12-9
Mar. 28	Georgia	A	L, 3-1
Mar. 29	Georgia	A	L, 10-0
Mar. 29	Georgia	A	L, 5-2

Apr. 1	Louisville	H	L, 5-1
Apr. 4	Ole Miss	H	L, 4-1
Apr. 4	Ole Miss	H	W, 6-5
Apr. 5	Ole Miss	H	W, 7-5
Apr. 8	Tennessee	H	L, 14-2
Apr. 8	Tennessee	H	W, 6-5
Apr. 11	Florida	H	L, 1-0
Apr. 11	Florida	H	L, 6-0
Apr. 14	Alabama	A	L, 2-1
Apr. 14	Alabama	A	L, 5-3
Apr. 22	Eastern Kentucky	H	W, 7-0
Apr. 24	Mississippi State	H	W, 10-3
Apr. 24	Mississippi State	H	W, 4-1
Apr. 25	Mississippi State	H	W, 8-7
Apr. 28	Louisville	A	L, 2-0
May 2	South Carolina	A	W, 4-3
May 2	South Carolina	A	W, 5-1
May 3	South Carolina	A	L, 9-2
May 7	Georgia	N4	W, 2-0
May 8	Alabama	N4	L, 2-1
May 14	BYU	N5	L, 5-2
May 15	Canisius	N5	W, 7-0
May 15	BYU	N5	W, 4-2
May 16	Ohio State	A	L, 7-2

N1 - Las Vegas, Nev.; N2 - Lafayette, La.; N3 - Deland, Fla.; N4 - SEC Tournament, Knoxville, Tenn.; N5 - NCAA Tournament, Columbus, Ohio

2010 • 32-27 • 13-15 SEC

Feb. 11	Arizona State	A	W 5-2
Feb. 12	San Diego State	N1	L 4-0
Feb. 12	Cal State Fullerton	N1	W 2-0
Feb. 13	Western Michigan	N1	W 5-1
Feb. 13	California	N1	L 6-1
Feb. 19	Maryland	N2	W 1-0
Feb. 19	Florida Atlantic	A	W 2-1
Feb. 20	Pittsburgh	N2	W 2-1
Feb. 20	Minnesota	N2	W 1-0
Feb. 21	Florida Atlantic	A	W 4-1
Feb. 26	Evansville	N3	W 8-0
Feb. 26	Kansas	N3	W 7-2
Feb. 27	Lipscomb	N3	L 3-0
Feb. 27	Chattanooga	A	W 3-1
Mar. 5	Jacksonville State	N4	W 4-1

Mar. 5	Georgia State	N4	L 7-1
Mar. 6	Georgia Tech	A	L 6-3
Mar. 6	Western Carolina	N4	W 5-0
Mar. 7	Liberty	N4	W 7-0
Mar. 10	Louisville	H	L 3-0
Mar. 13	Auburn	A	L 3-2
Mar. 14	Auburn	A	W 5-3
Mar. 14	Auburn	A	L 1-0
Mar. 16	Alabama	H	L 7-2
Mar. 16	Alabama	H	W 1-0
Mar. 18	Morehead State	H	W 3-0
Mar. 20	Arkansas	H	W 5-0
Mar. 20	Arkansas	H	W 4-2
Mar. 21	Arkansas	H	L 9-8
Mar. 23	Tennessee	A	L 5-4
Mar. 23	Tennessee	A	L 7-1
Mar. 27	Georgia	H	L 4-2
Mar. 27	Georgia	H	W 4-2
Mar. 28	Georgia	H	L 17-5
April 2	Mississippi State	A	W 5-4
April 2	Mississippi State	A	W 2-0
April 3	Mississippi State	A	L 1-0
April 7	Louisville	A	L 6-0
April 10	South Carolina	H	W 11-3
April 10	South Carolina	H	W 4-3
April 11	South Carolina	H	W 8-0
April 14	Western Kentucky	H	W 9-3
April 17	Florida	A	L 5-3
April 17	Florida	A	W 5-2
April 18	Florida	A	L 5-0
April 21	Austin Peay	H	W 10-1
April 21	Austin Peay	H	W 10-2
April 24	LSU	H	L 5-2
April 25	LSU	H	L 9-3
April 25	LSU	H	L 3-1
April 30	Michigan	A	L 5-4
May 1	Michigan	A	L 8-4
May 8	Ole Miss	A	W 2-0
May 8	Ole Miss	A	W 4-2
May 9	Ole Miss	A	L 5-3
May 13	LSU	N5	L 2-1
May 21	Ohio State	A	W 6-5
May 22	California	N6	L 1-0
May 22	Ohio State	A	L 5-3

N1 - Tempe, Ariz.; N2 - Boca Raton, Fla.; N3 - Chattanooga, Tenn.; N4 - Marietta, Ga.; N5 - Fayetteville, Ark.; N6 - Columbus, Ohio

2011 • 40-16 • 14-9 SEC

Feb. 11	Ohio State	N1	W, 9-0
Feb. 11	Florida International	A	W, 5-0
Feb. 12	DePaul	N1	W, 6-3
Feb. 13	Memphis	N1	L, 3-2
Feb. 13	North Florida	N1	W, 5-2
Feb. 18	Georgia Southern	N2	W, 7-0
Feb. 18	Middle Tennessee St.	N2	W, 13-0
Feb. 19	Florida State	A	L, 2-0
Feb. 19	Georgia Southern	N2	W, 9-1
Feb. 20	Florida State	A	W, 7-2
Feb. 25	Colorado State	N3	W, 7-0
Feb. 26	Stanford	A	L, 4-2
Feb. 26	UC Davis	N3	W, 2-0
Feb. 27	North Dakota St.	N3	W, 5-4
Mar. 5	Southern Illinois	A	W, 9-5
Mar. 5	Purdue	N4	W, 3-0
Mar. 6	SIUE	N4	W, 2-0
Mar. 11	Tennessee	H	W, 9-6
Mar. 12	Tennessee	H	L, 10-0
Mar. 13	Tennessee	H	W, 5-4
Mar. 16	Arkansas	A	W, 4-0
Mar. 16	Arkansas	A	W, 7-2
Mar. 18	LSU	A	W, 6-1
Mar. 19	LSU	A	L, 2-1
Mar. 20	LSU	A	L, 4-1
Mar. 23	Louisville	A	L, 6-0
Mar. 25	Mississippi State	H	W, 12-6
Mar. 26	Mississippi State	H	W, 8-0
Mar. 27	Mississippi State	H	W, 5-0



ALL-TIME RESULTS

April 1	Florida	H	W, 10-2
April 2	Florida	H	W, 7-6
April 3	Florida	H	W, 9-2
April 6	Austin Peay	A	W, 16-0
April 6	Austin Peay	A	W, 13-0
April 8	Georgia	A	L, 6-1
April 9	Georgia	A	L, 8-3
April 10	Georgia	A	L, 9-1
April 13	Marshall	A	W, 9-4
April 13	Marshall	A	W, 10-4
April 16	Tennessee Tech	H	W, 9-0
April 16	Tennessee Tech	H	W, 4-3
April 19	Eastern Kentucky	H	W, 7-0
April 20	Louisville	H	W, 14-8
April 23	South Carolina	A	W, 5-3
April 23	South Carolina	A	W, 3-2
April 24	South Carolina	A	L, 4-3
May 6	Auburn	H	L, 5-3
May 7	Auburn	H	W, 10-2
May 8	Auburn	H	L, 2-1
May 12	Tennessee	N5	L, 4-1
May 20	Notre Dame	N6	W, 8-0
May 21	Michigan	A	W, 7-6
May 22	Michigan	A	W, 2-1
May 28	California	H	L, 1-0
May 29	California	H	W, 8-0
May 29	California	H	L, 9-0

N1 - Miami, Fla.; N2 - Tallahassee, Fla.; N3 - Stanford, Calif.; N4 - Carbondale, Ill.; N5 - Oxford, Miss.; N6 - Ann Arbor, Mich.

2012 • 30-30 • 15-13 SEC

Feb. 9	UCLA	A	L, 7-1
Feb. 10	Pacific	N1	W, 3-2
Feb. 10	UCLA	A	L, 12-0
Feb. 11	UCLA	A	L, 6-2
Feb. 17	Wright State	N2	W, 3-0
Feb. 17	Florida Atlantic	N2	W, 6-3
Feb. 18	LIU-Brooklyn	N2	W, 2-1
Feb. 18	Michigan	N2	L, 3-0
Feb. 19	Maryland	N2	L, 2-1
Feb. 24	North Florida	N3	W, 8-3
Feb. 24	Jacksonville State	N3	W, 2-1
Feb. 25	Radford	N3	W, 9-2
Feb. 25	Georgia Southern	N3	L, 2-1
Mar. 2	Texas A&M-CC	N4	L, 3-2
Mar. 2	Stephen F. Austin	N4	W, 8-1
Mar. 3	Stephen F. Austin	N4	W, 10-2
Mar. 3	Louisiana (Lafayette)	N4	L, 5-4
Mar. 4	Nicholls State	N4	W, 9-1
Mar. 9	Alabama	H	L, 3-1
Mar. 10	Alabama	H	L, 9-1
Mar. 11	Alabama	H	L, 12-2
Mar. 13	Western Illinois	H	L, 5-4
Mar. 16	N.C. State	H	L, 6-3
Mar. 16	UAB	H	L, 6-5
Mar. 17	Missouri-Kansas City	H	W, 4-0
Mar. 17	NC State	H	W, 7-6
Mar. 18	UAB	H	L, 20-7
Mar. 21	Western Kentucky	A	W, 4-2
Mar. 23	Auburn	A	W, 8-4
Mar. 24	Auburn	A	W, 5-2
Mar. 25	Auburn	A	L, 2-1
Mar. 28	Louisville	H	L, 1-0
Mar. 30	Tennessee	A	W, 5-3
Mar. 31	Tennessee	A	L, 8-0
April 1	Tennessee	A	L, 4-2
April 4	Louisville	A	L, 2-1
April 6	South Carolina	H	L, 9-1
April 7	South Carolina	H	W, 7-0
April 8	South Carolina	H	W, 10-5
April 11	Arkansas	H	W, 9-7
April 11	Arkansas	H	L, 7-3
April 13	Georgia	H	W, 4-1
April 14	Georgia	H	W, 4-0
April 15	Georgia	H	L, 4-3
April 18	Ole Miss	A	W, 3-1
April 18	Ole Miss	A	W, 8-0

April 20	Mississippi State	A	L, 4-3
April 21	Mississippi State	A	L, 2-1
April 22	Mississippi State	A	L, 3-2
April 24	Morehead State	H	W, 3-1
April 27	Florida	A	W, 2-0
April 28	Florida	A	L, 5-0
April 29	Florida	A	L, 5-1
May 4	LSU	H	W, 4-3
May 5	LSU	H	W, 2-1
May 6	LSU	H	W, 1-0
May 10	Georgia	N5	L, 6-4
May 18	Michigan	N6	L, 3-2
May 19	Valparaiso	N6	W, 5-4
May 19	Louisville	N6	L, 3-2

N1 - Los Angeles, Calif.; N2 - Boca Raton, Fla.; N3 - Statesboro, Ga.; N4 - Lafayette, La.; N5 - Tuscaloosa, Ala.; N6 - Louisville, Ky.

2013 • 41-21 • 13-11 SEC

Feb. 8	California	N1	W, 3-2
Feb. 8	Western Michigan	N1	W, 12-1
Feb. 9	Oregon State	N1	W, 5-3
Feb. 9	Arizona State	N1	L, 8-1
Feb. 10	Portland State	N1	L, 5-3
Feb. 10	Stanford	N1	W, 3-1
Feb. 14	Cal Poly	N2	W, 1-0
Feb. 14	San Diego State	N2	W, 4-0
Feb. 15	Washington	N2	W, 3-2
Feb. 16	UC Riverside	N2	W, 11-3
Feb. 16	Oklahoma	N2	L, 11-0
Feb. 23	Georgetown	N3	W, 8-0
Feb. 23	Howard	N3	W, 14-0
Feb. 24	USC Upstate	N3	W, 12-8
Mar. 1	Illinois	N4	W, 5-4
Mar. 1	USF	N4	W, 6-3
Mar. 2	Loyola Marymount	N4	W, 4-3
Mar. 2	Central Michigan	N4	W, 3-1
Mar. 3	Western Michigan	N4	W, 8-4
Mar. 8	Ole Miss	H	L, 3-1
Mar. 9	Ole Miss	H	W, 5-2
Mar. 10	Ole Miss	H	W, 5-2
Mar. 12	North Carolina	H	W, 18-0
Mar. 15	LSU	A	L, 7-1
Mar. 16	LSU	A	L, 4-3
Mar. 17	LSU	A	L, 3-2
Mar. 19	Western Kentucky	H	W, 7-1
Mar. 20	Iowa	H	L, 3-1
Mar. 22	Mississippi State	H	W, 5-4
Mar. 22	Mississippi State	H	W, 3-2
Mar. 23	Mississippi State	H	W, 7-0
Mar. 27	Lipscomb	A	W, 8-1
Mar. 29	Tennessee	H	L, 6-0
April 3	Louisville	A	L, 5-1
April 5	South Carolina	A	W, 3-1
April 6	South Carolina	A	W, 9-4
April 7	South Carolina	A	W, 4-3
April 9	Marshall	H	W, 4-3
April 10	Eastern Kentucky	A	W, 6-2
April 10	Eastern Kentucky	A	W, 4-3
April 12	Florida	H	L, 7-4
April 13	Florida	H	W, 4-2
April 14	Florida	H	L, 6-3
April 17	Middle Tenn. State	A	W, 7-4
April 17	Middle Tenn. State	A	W, 13-1
April 19	Arkansas	A	L, 4-1
April 20	Arkansas	A	L, 4-0
April 21	Arkansas	A	W, 5-3
April 24	Louisville	H	W, 2-1
April 26	Missouri	H	L, 2-1
April 27	Missouri	H	W, 8-2
April 28	Missouri	H	L, 7-0
May 4	Alabama	A	W, 5-0
May 4	Alabama	A	L, 14-0
May 5	Alabama	A	W, 9-5
8	South Carolina	N5	L, 6-3
May 17	Marshall	N6	W, 2-1
May 18	Virginia Tech	N6	W, 6-2
May 19	Virginia Tech	N6	L, 2-0

May 19	Virginia Tech	N6	W, 1-0
May 25	Arizona State	N7	L, 5-4
May 26	Arizona State	N7	L, 5-2

2014 • 50-19 • 13-11 SEC

Feb. 6	vs. Santa Clara	N1	W, 6-0
Feb. 6	at Long Beach St.	N1	W, 10-0 (5)
Feb. 7	vs. Loyola Mary.	N1	W, 7-1
Feb. 7	vs. Oklahoma	N1	W, 5-4 (10)
Feb. 8	vs. George Wash.	N1	W, 3-0
Feb. 14	vs. Louisiana Tech	N2	W, 1-0
Feb. 14	at Texas	N2	W, 6-4
Feb. 15	vs. IPFW	N2	W, 2-1
Feb. 15	vs. Louisiana Tech	N2	W, 6-3
Feb. 16	at Texas	N2	W, 6-5
Feb. 21	vs. Penn State	N3	W, 5-0
Feb. 21	at Florida Atlantic	N3	W, 7-1
Feb. 22	vs. Kent State	N3	L, 0-3
Feb. 22	vs. Michigan	N3	L, 0-3
Feb. 23	vs. Penn State	N3	W, 8-1
Feb. 28	Butler	N4	W, 9-7
Mar. 1	Pittsburgh	N4	W, 4-3 (9)
Mar. 1	EKU	N4	W, 2-1
Mar. 7	at Mississippi State	A	W, 4-0
Mar. 8	at Mississippi State	A	L, 1-2
Mar. 9	at Mississippi State	A	W, 5-0
Mar. 11	at Marshall	A	W, 6-2
Mar. 14	at Missouri	A	L, 2-7
Mar. 15	at Missouri	A	W, 3-2
Mar. 16	at Missouri	A	W, 8-7 (8)
Mar. 18	at Indiana	H	W, 5-0
Mar. 21	Kent State	N5	W, 9-2
Mar. 21	Saint Francis&	N5	W, 10-2 (6)
Mar. 22	Fairfield	N5	W, 5-0
Mar. 22	Kansas	N5	W, 4-2
Mar. 23	Kansas	N5	L, 5-7
Mar. 23	Kent State	N5	W, 4-2
Mar. 28	Auburn	H	L, 6-7
Mar. 29	Auburn	H	L, 4-6
Mar. 30	Auburn	H	W, 2-1
April 2	Louisville	H	W, 5-0
April 4	Texas A&M	H	L, 1-6
April 5	Texas A&M	H	W, 4-2 (10)
April 6	Texas A&M	H	W, 5-3
April 8	Wright State	H	W, 9-1 (5)
April 9	Miss. Valley State	H	W, 10-0 (5)
April 11	at Ole Miss	A	W, 3-1
April 12	at Ole Miss	A	W, 3-1
April 13	at Ole Miss	A	W, 11-4 (10)
April 18	Arkansas	H	W, 4-3
April 19	Arkansas	H	W, 7-5
April 20	Arkansas	H	L, 0-8 (6)
April 22	at WKU	A	W, 11-8
April 25	Tennessee	H	L, 3-6
April 26	Tennessee	H	W, 5-2
April 27	Tennessee	H	L, 2-9
April 30	at Louisville	A	W, 7-3 (8)
May 2	at Georgia	A	L, 1-5
May 3	at Georgia	A	L, 1-4
May 4	at Georgia	A	L, 1-3
May 7	Mississippi State	N6	W, 4-3 (9)
May 8	Tennessee	N6	W, 2-0
May 9	LSU	N6	W, 4-3 (9)
May 10	Georgia	N6	L, 2-5
May 16	Ohio	N7	W, 2-0
May 17	James Madison	N7	W, 2-1
May 18	DePaul	N7	L, 2-1 (10)
May 18	DePaul	N7	W, 10-1 (5)
May 24	UCLA	N8	L, 4-6
May 25	UCLA	N8	W, 7-3
May 25	UCLA	N8	W, 7-1
May 29	La.-Lafayette	N9	W, 4-1
May 30	Alabama	N9	L, 0-2
May 31	Baylor	N9	L, 8-7 (8)

N1 - Mizuno Invitational/Easton Tournament (Long Beach, Calif.; Fullerton, Calif.); N2 - Texas Classic (Austin, Texas); N3 - FAU Invitational (Boca Raton, Fla.); N4 - UK Tournament (Lexington, Ky.); N5 - UK Tournament (Lexington, Ky.); N6 - SEC Tournament (Columbia, S.C.); N7 - NCAA Regional (Lexington, Ky.); N8 - NCAA Super Regional (Los Angeles, Calif.); N9 - WCWS (Oklahoma City, Okla.)

2015 • 32-26 • 5-19 SEC

Feb. 5	Florida A&M	A	W, 4-2
Feb. 7	at Florida State	N1	L, 3-2
Feb. 7	vs. Ga. Southern	N1	W, 9-0 (6)
Feb. 8	vs. Ga. Southern	N1	W, 10-0 (6)
Feb. 8	at Florida State	N1	W, 3-1
Feb. 13	vs. Southern Illinois	N2	W, 5-2
Feb. 14	vs. IUPUI	N2	W, 9-4
Feb. 14	at Kennesaw State	N2	L, 9-8
Feb. 19	vs. Arizona	N3	W, 5-2
Feb. 19	vs. Long Beach St.	N3	W, 13-1 (6)
Feb. 20	vs. LIU Brooklyn	N3	W, 5-3
Feb. 20	vs. Oregon State	N3	W, 6-5
Feb. 21	vs. Oklahoma	N3	L, 7-3
Feb. 21	vs. San Diego State	N3	W, 5-2
Feb. 28	Tennessee Tech	A	W, 5-1
Feb. 28	Tennessee Tech	A	W, 10-0 (5)
Mar. 6	Texas A&M	A	L, 3-0 (8)
Mar. 7	Texas A&M	A	L, 6-3
Mar. 8	Texas A&M	A	W, 3-2
Mar. 11	EKU	H	W, 2-0
Mar. 14	OHIO	H	W, 7-2
Mar. 14	OHIO	H	W, 6-4
Mar. 15	OHIO	H	W, 6-0
Mar. 17	Murray State	A	W, 5-2
Mar. 17	Murray State	A	W, 1-0
Mar. 18	INDIANA	A	W, 4-1
Mar. 20	Auburn	A	L, 5-0
Mar. 21	Auburn	A	L, 4-1
Mar. 21	Auburn	A	L, 9-7
Mar. 27	LSU	H	W, 3-1
Mar. 28	LSU	H	W, 5-2
Mar. 29	LSU	H	L, 2-0
April 1	Louisville	A	W, 4-0
April 3	Alabama	H	W, 2-1
April 4	Alabama	H	L, 7-3
April 5	Alabama	H	L, 2-0
April 6	FAU	H	W, 3-1
April 6	FAU	H	W, 7-1
April 11	Florida	A	L, 1-0
April 12	Florida	A	L, 6-3
April 13	Florida	A	L, 2-0
April 17	South Carolina	H	L, 6-4
April 18	South Carolina	H	W, 2-0
April 18	South Carolina	H	L, 7-6 (11)
April 21	Louisville	H	L, 8-0 (6)
April 22	WKU	H	W, 1-0 (9)
April 24	Georgia	H	L, 3-0
April 25	Georgia	H	L, 6-4
April 26	Georgia	H	L, 8-4
May 1	Tennessee	A	L, 7-1
May 2	Tennessee	A	L, 6-5
May 3	Tennessee	A	L, 4-1
May 6	Tennessee	N4	L, 5-4
May 15	Northwestern	N5	W, 5-4
May 16	Ball State	N5	W, 5-0
May 17	Notre Dame	N5	W, 4-3
May 23	Florida	N6	L, 7-0
May 24	Florida	N6	L, 1-0

N1 - Renegade Classic (Tallahassee, Fla.); N2 - Phyllis Rafter Memorial Invitational (Kennesaw, Ga.); N3 - Mary Nutter Collegiate Classic (Palm Springs, Calif.); N4 - SEC Tournament (Baton Rouge, La.); N5 - NCAA South Bend Regional (South Bend, Ind.); N6 - NCAA Gainesville Super Regional (Gainesville, Fla.)



ALL-TIME RESULTS

2016 • 46-14 • 17-7 SEC

Feb. 12	No. 25 Notre Dame	N1	W, 10-7
Feb. 12	Oregon State	N1	L, 8-0
Feb. 13	No. 4 Oregon	N1	W, 8-6
Feb. 14	New Mexico	N1	W, 14-6
Feb. 15	No. 23 Utah	N1	W, 1-0
Feb. 15	at No. 20 Arizona St.	A	W, 5-3
Feb. 18	San Diego	N2	W, 5-1
Feb. 18	at San Diego St.	A	W, 5-1
Feb. 19	California	N2	L, 5-1
Feb. 20	South Dakota	N2	W, 10-0
Feb. 20	Texas Tech	N2	W, 10-0
Feb. 26	Lipscomb	N3	W, 4-0
Feb. 26	Miami (OH)	N3	W, 8-0
Feb. 27	Eastern Illinois	N3	W, 9-1
Feb. 27	at Chattanooga	A	W, 6-2
Feb. 28	Evansville	N3	W, 7-1
March 4	Albany	N4	W, 8-0
March 4	Lehigh	N4	W, 7-1
March 5	UNC Charlotte	N4	L, 5-3
March 5	at Winthrop	A	W, 11-0
March 6	at Winthrop	A	W, 8-0
March 9	Indiana	H	W, 3-1
March 11	at South Carolina	A	W, 8-2
March 12	at South Carolina	A	W, 5-1
March 13	at South Carolina	A	W, 4-0
March 16	at Marshall	A	W, 1-0
Match 1	Ole Miss	H	L, 3-1
March 19	Ole Miss	H	W, 3-1
March 20	Ole Miss	H	W, 6-2
March 22	Northern Kentucky	H	W, 9-0
March 23	Murray State	H	W, 6-1
March 25	at Arkansas	A	W, 9-0
March 26	at Arkansas	A	W, 7-1
March 27	at Arkansas	A	W, 12-4
March 29	at Ohio	A	L, 1-0
March 29	at Ohio	A	W, 3-0
April 1	No. 3 Auburn	H	L, 9-0
April 2	No. 3 Auburn	H	L, 6-5
April 3	No. 3 Auburn	H	L, 3-1 (9)
April 9	at No. 8 LSU	A	W, 1-0
April 10	at No. 8 LSU	A	W, 3-0
April 11	at No. 8 LSU	A	W, 2-0
April 13	Eastern Kentucky	H	W, 2-1
April 15	No. 18 Missouri	H	W, 7-6
April 16	No. 18 Missouri	H	L, 9-2
April 17	No. 18 Missouri	H	W, 3-2
April 20	at Western Kentucky	A	W, 5-0
April 22	at No. 4 Alabama	A	W, 3-2
April 23	at No. 4 Alabama	A	L, 7-1
April 24	at No. 4 Alabama	A	L, 3-0
April 27	at Louisville	A	W, 2-1
May 6	Mississippi State	H	W, 3-2 (9)
May 7	Mississippi State	H	W, 1-0 (8)
May 8	Mississippi State	H	W, 4-0
May 12	No. 10 LSU	N5	L, 3-1
May 21	Butler	N6/H	W, 6-1
May 21	No. 25 Utah	N6/H	L, 3-0
May 21	Illinois	N6/H	W, 3-2
May 22	No. 25 Utah	N6/H	W, 4-0
May 22	No. 25 Utah	N6/H	L, 5-3

N1= Kajokawa Classic (Tempe, Ariz.); N2= Campbell/Cartier Classic (San Diego, Calif.); N3= Winthrop Invitational (Rock Hill, S.C.); N4= Chattanooga Frost Classic (Chattanooga, Tenn.); N5= SEC Tournament (Starkville, MS); N6= NCAA Tournament Regionals (Lexington).

2017 • 39-19 • 12-12 SEC

Feb. 10	vs. Florida A&M	N1	W, 4-2
Feb. 10	vs. Pitt	N1	L, 3-1 (8)
Feb. 11	vs. Pitt	N1	L, 6-3
Feb. 11	at UCF	N1	W, 6-3
Feb. 12	vs. Florida A&M	N1	W, 3-0
Feb. 15	at No. 5 UCLA	A	L, 6-2
Feb. 15	at No. 5 UCLA	A	W, 2-1 (11)
Feb. 17	vs. UC-Davis	N2	W, 4-1
Feb. 17	vs. No. 7 Oregon	N2	L, 5-4
Feb. 24	vs. UConn	N3	W, 4-2
Feb. 24	vs. Florida A&M	N3	W, 2-0
Feb. 25	vs. Memphis	N3	W, 9-1 (5)
Feb. 25	at Florida Atlantic	N3	W, 6-2
Feb. 26	vs. Memphis	N3	W, 12-0 (5)
March 3	vs. Northern Illinois	N4	W, 2-0
March 3	vs. Southern Illinois	N4	W, 7-1
March 4	vs. Illinois-Chicago	N4	W, 6-2
March 9	Dayton	H	W, 1-0
March 10	Evansville	H	W, 4-1
March 10	Drexel	H	W, 9-1
March 11	Kent State	H	W, 2-0
March 12	No. 15 Michigan	H	W, 5-1
March 18	at No. 16 Georgia	A	W, 2-1
March 19	at No. 16 Georgia	A	L, 7-5
March 20	at No. 16 Georgia	A	L, 3-1
March 24	vs. No. 22 Arkansas	H	W, 2-1
March 25	vs. No. 22 Arkansas	H	W, 7-5
March 25	vs. No. 22 Arkansas	H	W, 2-0
March 29	at Northern Kentucky	A	W, 2-1
March 31	at No. 24 Ole Miss	A	L, 7-1
April 1	at No. 24 Ole Miss	A	W, 1-0
April 2	at No. 24 Ole Miss	A	L, 4-0
April 7	No. 17 Tennessee	H	L, 9-0 (5)
April 8	No. 17 Tennessee	H	L, 5-2
April 9	No. 17 Tennessee	H	L, 9-4
April 12	at Louisville	A	W, 10-1 (6)
April 14	No. 3 Florida	H	L, 4-0
April 15	No. 3 Florida	H	W, 5-1
April 16	No. 3 Florida	H	L, 2-0
April 19	at Indiana	A	W, 6-2
April 21	at Mizzou	A	W, 6-2
April 22	at Mizzou	A	W, 4-0
April 23	at Mizzou	A	W, 10-8
April 25	at Eastern Kentucky	A	W, 5-0
April 26	at UT-Martin	A	W, 8-2
April 28	No. 4 Texas A&M	H	L, 4-2
April 29	No. 4 Texas A&M	H	W, 7-2
April 30	No. 4 Texas A&M	H	W, 7-4
May 5	at Mississippi St.	A	L, 6-2
May 6	at Mississippi St.	A	L, 5-3
May 7	at Mississippi St.	AW	10-7 (11)
May 10	vs. #23 South Carolina	N5	W, 7-3
May 11	vs. No. 8 Auburn	N5	L, 2-0
May 19	vs. DePaul	N6/H	W, 6-0
May 20	vs. Illinois	N6/H	W, 1-0
May 21	vs. Illinois	N6/H	W, 4-2
May 26	at No. 3 Oregon	N7/A	L, 4-0
May 27	at No. 3 Oregon	N7/A	L, 6-5

N1= UCF Knights Invitational (Orlando, Fla.); N2= Mary Nutter Classic (Palm Springs, Calif.); N3= FAU Owls Invitational (Boca Raton, Fla.); N4= Coach B Classic (Carbondale, Ill.); N5= 2017 SEC Tournament (Knoxville, Tenn.); N6= NCAA Regionals (Lexington, Ky.); N7= NCAA Super Regionals (Eugene, Oregon)

2018 • 35-21 • 8-15 SEC

Feb. 10	at New Mexico State	A	L, 9-12
Feb. 10	at New Mexico State	A	L, 6-10
Feb. 11	at New Mexico State	A	W, 10-2
Feb. 15	at San Diego State	N1	W, 5-0
Feb. 16	vs. Cal State Fullerton	N1	W, 10-2
Feb. 17	vs. North Dakota State	N1	W, 2-0
Feb. 17	vs. Cal State Fullerton	N1	W, 11-0
Feb. 23	vs. No. 22 Minnesota	N2	L, 1-2
Feb. 23	vs. Duke	N2	W, 5-0
Feb. 24	vs. Bradley	N2	W, 11-6
Feb. 24	vs. Harvard	N2	W, 9-3
Feb. 25	vs. Purdue	N2	W, 5-3
March 1	vs. Dayton	H	W, 4-1
March 3	vs. Ohio	N3	W, 5-3
March 3	vs. Semo	N3	W, 4-2
March 4	vs. Semo	N3	W, 11-2
March 4	vs. Ohio	N3	W, 11-1
March 6	SIUE	H	W, 4-1
March 9	No. 2 Florida	A	L, 0-6
March 10	No. 2 Florida	A	L, 2-3
March 11	No. 2 Florida	A	L, 0-4
March 12	Northern Illinois	H	W, 8-4
March 14	Indiana	H	W, 15-2
March 17	No. 8 LSU	H	W, 4-1
March 18	No. 8 LSU	H	W, 2-0
March 23	at No. 11 Auburn	A	L, 1-3
March 24	at No. 11 Auburn	A	L, 0-1
March 25	at No. 11 Auburn	A	L, 4-6
March 31	No. 16 Alabama	H	L, 0-9
March 31	No. 16 Alabama	H	W, 11-6
April 1	No. 16 Alabama	H	L, 3-9
April 3	Eastern Kentucky	H	W, 10-0
April 4	Louisville	H	W, 8-0
April 6	Middle Tennessee St.	H	W, 12-1
April 6	Middle Tennessee St.	H	W, 10-1
April 10	at Eastern Kentucky	A	W, 1-0
April 13	at No. 9 Texas A&M	A	L, 2-9
April 14	at No. 9 Texas A&M	A	L, 3-4
April 15	at No. 9 Texas A&M	A	W, 3-2
April 18	at WKU	A	W, 7-1
April 20	No. 6 Georgia	H	L, 0-1
April 21	No. 6 Georgia	H	W, 4-2
April 22	No. 6 Georgia	H	L, 1-3
April 27	at No. 6 Tennessee	A	W, 9-8
April 28	at No. 6 Tennessee	A	W, 1-8
April 29	at No. 6 Tennessee	A	L, 0-6
May 4	No. 12 South Carolina	H	W, 7-5
May 6	No. 12 South Carolina	H	W, 8-4
May 6	No. 12 South Carolina	H	L, 3-9
May 9	vs. No. 15 Arkansas	N4	L, 1-3
May 19	vs. Illinois-Chicago	N5/H	W, 10-1
May 19	vs. Notre Dame	N5/H	W, 10-1
May 20	vs. Notre Dame	N5/H	W, 10-0
May 24	at No. 1 Oregon	N6/A	W, 9-6
May 25	at No. 1 Oregon	N6/A	L, 1-6
May 26	at No. 1 Oregon	N6/A	L, 1-11

N1= Campbell/ Cartier Classic (San Diego.); N2= Disney Citrus Classic (Orlando, Fla.); N3= John Cropp Classic (Lexington, Ky.); N4= 2018 SEC Tournament (Knoxville, Tenn.); N5= NCAA Regionals (Lexington, Ky.); N6= NCAA Super Regionals (Eugene, Oregon)



ALL-TIME HONORS

Frank G. Hamm “Society of Character” Inductees

- 1999 - Michelle Bucci
- 1999 - Tiffany Kruse
- 2000 - Sarah Snider
- 2000 - Tracie Potts
- 2001 - Angie Dal Pozzo
- 2001 - Andrea Eilertson
- 2001 - Beth Fogle
- 2001 - Leslie Kwiatkowski
- 2002 - Sandi Dengler
- 2002 - Jennifer Howland
- 2003 - Nikki Jones
- 2003 - Lyndsey Angus
- 2005 - Jessica Nance
- 2005 - Meghan Cooper
- 2006 - Ashley Fertic
- 2006 - Megan Glenn
- 2006 - Amy Kendall
- 2008 - Ashley Dimkich
- 2009 - Natalie Smith
- 2010 - Sam. DeMartine
- 2010 - Molly Johnson
- 2011 - Meagan Aull
- 2011 - Megan Yocke
- 2012 - Macy Allen
- 2012 - Ashleigh Gustafson
- 2012 - Rachel Riley
- 2013 - Kara Dill
- 2014 - Ginny Carroll
- 2014 - Lauren Cumbess
- 2014 - Emily Jolly
- 2016 - Kelsey Nunley
- 2016 - Maisie Steed
- 2016 - Christian Stokes
- 2017 - Meagan Prince
- 2017 - Breanne Ray
- 2017 - Shannon Smith
- 2018 - Brooklin Hinz
- 2018 - Katie Reed
- 2018 - Erin Rethlake

“Omicrom Delta Kappa National Leadership Honor Society” Inductees

- 1999 - Michelle Bucci
- 1999 - Sarah Snider
- 2000 - Jennifer Howland
- 2001 - Morgan Marr
- 2005 - Amy Kendall
- 2005 - Ashley Fertic
- 2006 - Jenny Sibert
- 2007 - Ashley Dimkich
- 2008 - Samantha Allen
- 2008 - Megan Jolly
- 2010 - Meagan Aull
- 2010 - Molly Johnson
- 2010 - Natalie Smith

SEC Academic Honor Roll 1997

- Michelle Bucci
- Lorie Horner
- Lyndsey Houser
- Susan Moore

1998

- Michelle Bucci
- Keary Camunas
- Lorie Horner
- Lyndsey Houser
- Tiffany Kruse
- Leslie Kwiatkowski
- Susan Moore
- Sarah Snider

1999

- Michelle Bucci
- Keary Camunas
- Tiffany Kruse
- Leslie Kwiatkowski
- Sarah Snider

2000

- Colleen Boddy
- Michelle Bucci
- Keary Camunas
- Angie Dal Pozzo
- Sandi Dengler
- Beth Fogle
- Jennifer Howland
- Tiffany Kruse
- Leslie Kwiatkowski
- Tracie Potts
- Sarah Snider

2001

- Colleen Boddy
- Michelle Bucci
- Angie Dal Pozzo
- Sandi Dengler
- Beth Fogle
- Jennifer Howland
- Tiffany Kruse
- Leslie Kwiatkowski
- Tracie Potts
- Sarah Snider

2002

- Lyndsey Angus
- Angie Dal Pozzo
- Sandi Dengler
- Beth Fogle
- Jennifer Howland
- Tiffany Kruse
- Leslie Kwiatkowski
- Morgan Marr
- Bethany Wiegand

2003

- Lyndsey Angus
- Angela Dal Pozzo
- Sandi Dengler
- Beth Fogle
- Rachel Friberg
- Jennifer Howland
- Nikki Jones
- Morgan Marr

2004

- Meghan Cooper
- Rachel Friberg
- Amy Kendall

Lori Melchi

2005

- Katie Campbell
- Meghan Cooper
- Ashley Fertic
- Gina Florence
- Megan Glenn
- Amber Janneck
- Amy Kendall
- Emily Marks
- Brooke Marnitz
- Lori Melchi
- Jessica Nance
- Gretchen Prugh
- Jenny Sibert

2006

- Samantha Allen
- Meghan Cooper
- Ashley Dimkich
- Ashley Fertic
- Gina Florence
- Megan Glenn
- Amy Kendall
- Brooke Marnitz
- Lori Melchi
- Jenny Sibert

2007

- Samantha Allen
- Becky Bishop
- Lindsay Brogdon
- Ashley Dimkich
- Elizabeth Fadde
- Ashley Fertic
- Gina Florence
- Brooke Marnitz
- Katie Campbell
- Jenny Sibert
- Natalie Smith
- Jennifer Young

2008

- Samantha Allen
- Meagan Aull
- Lindsay Brogdon
- Ashley Dimkich
- Molly Johnson
- Megan Jolly
- Katei McCarty
- Annie Rowlands
- Natalie Smith
- Megan Yocke

2009

- Jessica Adkins
- Macy Allen
- Chanda Bell
- Ashleigh Gustafson
- Molly Johnson
- Destinee Mordecai
- Kristen O’Haver
- Rachel Riley
- Annie Rowlands
- Natalie Smith

2010

- Jessica Adkins
- Macy Allen
- Meagan Aull
- Chanda Bell
- Samantha DeMartine
- Kara Dill
- Ashleigh Gustafson
- Molly Johnson
- Destinee Mordecai
- Alice O’Brien
- Rachel Riley
- Annie Rowlands
- Erika Silence
- Natalie Smith
- Megan Yocke
- Jennifer Young

2011

- Macy Allen
- Meagan Aull
- Ginny Carroll
- Brittany Cervantes
- Samantha DeMartine
- Kara Dill
- Emily Gaines
- Ashleigh Gustafson
- Emily Jolly
- Aubrey Lamar
- Alice O’Brien
- Rachel Riley
- Annie Rowlands
- Erika Silence
- Krystal Smith
- Megan Yocke
- Ellen Weaver

2012

- Macy Allen
- Chanda Bell
- Ginny Carroll
- Brittany Cervantes
- Lauren Cumbess
- Kara Dill
- Emily Gaines
- Ashleigh Gustafson
- Emily Jolly
- Aubrey Lamar
- Alice O’Brien
- Rachel Riley
- Erika Silence
- Krystal Smith
- Ellen Weaver
- Lindsay Griggs
- Kara Howard
- Griffin Joiner

2013

- Ginny Carroll
- Lauren Cumbess
- Kara Dill
- Sarah Frazer
- Emily Gaines
- Griffin Joiner
- Emily Jolly

- Krystal Smith
- Ellen Weaver
- Katie Henderson
- Kelsey Nunley
- Darlington Richardson
- Nikki Sagermann
- Sylver Samuel
- Ansley Smith
- Maisie Steed
- Christian Stokes

2014

- Ginny Carroll
- Lauren Cumbess
- Sarah Frazer
- Emily Gaines
- Kara Howard
- Griffin Joiner
- Emily Jolly
- Kelsey Nunley
- Darlington Richardson
- Nikki Sagermann
- Sylver Samuel
- Ansley Smith
- Krystal Smith
- Maisie Steed
- Christian Stokes
- Meagan Prince
- Breanne Ray
- Shannon Smith

2015

- Haley Andrus
- Brooklin Hinz
- Kara Howard
- Griffin Joiner
- Stephanie Martino
- Kelsey Nunley
- Meagan Prince
- Buzz Ray
- Erin Rethlake
- Darlington Richardson
- Nikki Sagermann
- Sylver Samuel
- Ansley Smith
- Shannon Smith
- Maisie Steed
- Christian Stokes

2016

- Brooklin Hinz
- Stephanie Martino
- Kelsey Nunley
- Meagan Prince
- Breanne Ray
- Erin Rethlake
- Nikki Sagermann
- Sylver Samuel
- Ansley Smith
- Shannon Smith
- Maisie Steed
- Christian Stokes

2017

- Abbey Cheek
- Kelsee Henson

ALL-TIME HONORS

Brooklin Hinz
Hannah Huffman
Madison Kearschner
Meagan Prince
Sarah Rainwater
Breanne Ray
Katie Reed
Erin Rethlake
Jenny Schaper
Shannon Smith

2018

Abbey Cheek
Kelsee Henson
Brooklin Hinz
Hannah Huffman
Alex Martens
Kierston Moore
Sarah Rainwater
Katie Reed
Erin Rethlake
Ashley Ruiz
Jenny Schaper
Larissa Spellman
Bailey Vick

GTE Academic All-America

Second Team

2000 - Leslie Kwiatkowski
2001 - Angie Dal Pozzo
2002 - Beth Fogle
2003 - Lyndsey Angus

GTE Academic All-America All-District IV

First Team

1999 - Leslie Kwiatkowski
2001 - Leslie Kwiatkowski
2001 - Angie Dal Pozzo
2002 - Angie Dal Pozzo
2002 - Beth Fogle
2003 - Lyndsey Angus

Second Team

2000 - Angie Dal Pozzo
2000 - Beth Fogle
2004 - Meghan Cooper

SEC Scholar-Athlete of Year

2011 - Meagan Aull
2018 - Katie Reed

ESPN The Magazine Academic All-America All-District IV

First Team

2006 - Meghan Cooper
2007 - Brooke Marnitz

Second Team

2006 - Ashley Fertic
2006 - Brooke Marnitz
2007 - Ashley Fertic
2008 - Ashley Dimkich

CoSIDA Academic All-America

2011 - Meagan Aull
2017 - Breanne Ray

2018 - Bailey Vick, Katie Reed

CoSIDA Academic All-District

2013 - Kara Dill
2014 - Griffin Joiner
2014 - Lauren Cumbess
2014 - Emily Gaines
2015 - Griffin Joiner, Breanne Ray
2016 - Breanne Ray
2017 - Breanne Ray, Katie Reed
2018 - Katie Reed, Bailey Vick

NFCA All-America

First Team

2016 - Kelsey Nunley

Second Team

2009 - Molly Johnson

Third Team

2017 - Katie Reed

NFCA All-Region Team

2000 - Leslie Kwiatkowski
2002 - Nikki Jones
2003 - Nikki Jones
2007 - Brooke Marnitz
2009 - Molly Johnson
2009 - Megan Yocke
2010 - Molly Johnson
2010 - Megan Yocke
2011 - Meagan Aull (2nd)
2011 - Brittany Cervantes (2nd)
2011 - Kara Dill (2nd)
2011 - Rachel Riley (1st)
2011 - Megan Yocke (1st)
2013 - Lauren Cumbess (2nd)
2014 - Griffin Joiner (3rd)
2014 - Kelsey Nunley (3rd)
2014 - Nikki Sagermann (3rd)
2014 - Lauren Cumbess (3rd)
2015 - Kelsey Nunley (3rd)
2015 - Griffin Joiner (3rd)
2016 - Kelsey Nunley (2nd)
2016 - Meagan Prince (3rd)
2016 - Abbey Cheek (3rd)
2017 - Katie Reed (2nd)
2018 - Bailey Vick (3rd)

All-SEC Honors

First Team

2000 - Leslie Kwiatkowski
2001 - Lyndsey Angus
2002 - Lyndsey Angus
2002 - Nikki Jones
2009 - Molly Johnson
2010 - Molly Johnson
2011 - Megan Yocke
2012 - Brittany Cervantes
2016 - Kelsey Nunley
2017 - Katie Reed

Second Team

2000 - Tiffany Kruse
2001 - Nikki Jones
2002 - Beth Fogle

2003 - Lyndsey Angus
2003 - Nikki Jones
2007 - Brook Marnitz
2008 - Molly Johnson
2009 - Megan Yocke
2010 - Megan Yocke
2011 - Meagan Aull
2011 - Kara Dill
2012 - Kara Dill
2013 - Griffin Joiner
2014 - Kelsey Nunley
2014 - Nikki Sagermann
2018 - Katie Reed

Defensive Team

2010 - Molly Johnson
2010 - Megan Yocke
2012 - Brittany Cervantes
2013 - Griffin Joiner
2014 - Griffin Joiner
2015 - Griffin Joiner
2016 - Maisie Steed
2016 - Christian Stokes
2017 - Bailey Vick
2018 - Katie Reed

Freshman Team

2004 - Amber Janneck
2006 - Megan Miller
2007 - Natalie Smith
2007 - Molly Johnson
2008 - Meagan Aull
2008 - Megan Yocke
2009 - Chanda Bell
2009 - Brittany Cervantes
2011 - Emily Jolly
2012 - Griffin Joiner
2013 - Kelsey Nunley
2016 - Abbey Cheek
2017 - Alex Martens
2017 - Bailey Vick
2018 - Grace Baalman

SEC Coach of the Year

2000 - Beth Pruitt
2016 - Rachel Lawson

SEC Pitcher of the Year

2016 - Kelsey Nunley

National Players of the Week

Louisville Slugger/NFCA
2012 - Chanda Bell
2014 - Griffin Joiner

USA Softball

2009 - Molly Johnson
2011 - Megan Yocke

SEC Players of the Week

SEC Pitcher of the Week

2000 - Keary Camunas
2012 - Chanda Bell (twice)
2012 - Lauren Cumbess
2013 - Kelsey Nunley
2015 - Kelsey Nunley (twice)

2016 - Kelsey Nunley (twice)
2016 - Meagan Prince

SEC Player of the Week

2000 - Lyndsey Angus
2000 - Leslie Kwiatkowski
2001 - Lyndsey Angus
2001 - Beth Fogle
2003 - Crystalie Wolfe
2007 - Brook Marnitz
2009 - Molly Johnson
2010 - Brittany Cervantes
2011 - Brittany Cervantes
2011 - Megan Yocke
2011 - Meagan Aull
2012 - Brittany Cervantes
2014 - Griffin Joiner
2018 - Abbey Cheek

SEC Freshman of the Week


2006 - Jessica Trueblood
2007 - Molly Johnson (twice)
2007 - Natalie Smith
2009 - Chanda Bell (twice)
2009 - Rachel Riley
2012 - Griffin Joiner
2013 - Kelsey Nunley
2013 - Christian Stokes
2014 - Shannon Smith
2016 - Katie Reed
2016 - Abbey Cheek
2017 - Bailey Vick (twice)
2018 - Grace Baalman
2018 - Mallory Peyton

SEC All-Tournament Team

2014 - Kelsey Nunley
2014 - Nikki Sagermann
2014 - Christian Stokes

WCWS All-Tournament Team

2014 - Kelsey Nunley



Kaite Reed



CAREER RECORDS

Games Played

1. Leslie Kwiatkowski	254	(1998-2001)
2. Tiffany Kruse	252	(1998-2001)
3. Griffin Joiner	249	(2012-2015)
Christian Stokes	249	(2013-2016)
5. Sylver Samuel	244	(2013-2016)
6. Nikki Sagermann	242	(2013-2016)
7. Andy Eilertson	239	(1999-2002)
8. Lauren Cumbess	236	(2011-2014)
Maisie Steed	236	(2013-2016)
10. Emily Jolly	235	(2011-2014)

HITTING

Hits

1. Leslie Kwiatkowski	285	(1998-2001)
2. Nikki Jones	268	(2000-2003)
3. Molly Johnson	264	(2007-2010)
4. Lyndsey Angus	239	(2000-2003)
5. Tiffany Kruse	224	(1998-2001)
Natalie Smith	224	(2007-2010)
7. Griffin Joiner	212	(2012-2015)
8. Meagan Aull	211	(2008-2011)
9. Kara Dill	201	(2010-2013)
10. Angie Del Pozzo	197	(1999-2002)

Runs Batted In

1. Brittany Cervantes	161	(2009-2012)
2. Abbey Cheek	149	(2016-Pres.)
2. Griffin Joiner	143	(2012-2015)
3. Leslie Kwiatkowski	137	(1998-2001)
4. Molly Johnson	135	(2007-2010)
5. Nikki Sagermann	121	(2013-2016)
5. Lauren Cumbess	118	(2011-2014)
Tiffany Kruse	118	(1998-2001)
7. Megan Yocke	115	(2008-2011)
8. Katie Campbell	112	(2004-2007)
9. Lyndsey Angus	111	(2000-2003)
10. Angie Del Pozzo	103	(1999-2002)

Batting Average (min. 200 at bats)

1. Molly Johnson	.389	(2007-2010)
2. Nikki Jones	.365	(2000-2003)
3. Lyndsey Angus	.360	(2000-2003)
4. Leslie Kwiatkowski	.351	(1998-2001)
5. Katie Reed	.340	(2016-Pres.)
6. Bailey Vick	.339	(2016-Pres.)
7. Kara Dill	.330	(2010-2013)
8. Natalie Smith	.329	(2007-2010)
9. Abbey Cheek	.324	(2016-Pres.)
10. Brooke Marnitz	.320	(2004-2007)
Abbey Cheek	.320	(2016-Pres.)

Doubles

1. Molly Johnson	56	(2007-2010)
2. Leslie Kwiatkowski	47	(1998-2001)
3. Lyndsey Angus	44	(2000-2003)
4. Brittany Cervantes	42	(2009-2012)
Tiffany Kruse	42	(1998-2001)
Griffin Joiner	42	(2012-2015)
7. Angie Del Pozzo	38	(1999-2002)
8. Lauren Cumbess	37	(2011-2014)
9. Meagan Aull	36	(2008-2011)
10. Christian Stokes	34	(2013-2016)

Triples

1. Leslie Kwiatkowski	20	(1998-2001)
2. Tiffany Kruse	18	(1998-2001)
3. Nikki Jones	12	(2000-2003)
4. Meghan Cooper	10	(2002-2006)
Angie Del Pozzo	10	(1999-2002)
Molly Johnson	10	(2007-2010)
Megan Yocke	10	(2008-2011)
8. Kara Dill	9	(2010-2013)
Jessica Nance	9	(2002-2005)
Natalie Smith	9	(2007-2010)

Walks

1. Griffin Joiner	131	(2012-2015)
2. Megan Yocke	122	(2008-2011)
Nikki Sagermann	122	(2013-2016)
4. Brittany Cervantes	118	(2009-2012)
5. Lyndsey Angus	98	(2000-2003)
6. Destinee Mordecai	89	(2007-2010)
7. Maisie Steed	84	(2013-2016)
8. Brooke Marnitz	77	(2004-2007)
9. Christian Stokes	70	(2013-2016)
10. Samantha DeMartine	71	(2008-2011)

At-Bats

1. Leslie Kwiatkowski	811	(1998-2001)
2. Tiffany Kruse	764	(1998-2001)
3. Nikki Jones	734	(2000-2003)
4. Griffin Joiner	700	(2012-2015)
5. Meagan Aull	691	(2008-2011)
6. Natalie Smith	681	(2007-2010)
7. Molly Johnson	678	(2007-2010)
8. Christian Stokes	676	(2013-2016)
8. Angie Del Pozzo	664	(1999-2002)
Andy Eilertson	664	(1999-2002)
10. Lauren Cumbess	663	(2011-2014)
Lyndsey Angus	663	(2000-2003)

Runs Scored

1. Molly Johnson	161	(2007-2010)
2. Leslie Kwiatkowski	145	(1998-2001)
3. Brittany Cervantes	139	(2009-2012)
4. Nikki Jones	138	(2000-2003)
5. Lyndsey Angus	136	(2000-2003)
Megan Yocke	136	(2008-2011)
7. Christian Stokes	125	(2013-2016)
8. Kara Dill	119	(2010-2013)
Sylver Samuel	119	(2013-2016)
Abbey Cheek	119	(2016-Pres.)
10. Meagan Aull	117	(2008-2011)

Home Runs

1. Brittany Cervantes	48	(2009-2012)
2. Abbey Cheek	41	(2016-Pres.)
3. Griffin Joiner	35	(2012-2015)
Molly Johnson	35	(2007-2010)
5. Nikki Sagermann	34	(2013-2016)
6. Brooke Marnitz	31	(2004-2007)
7. Katie Campbell	30	(2004-2007)
8. Christian Stokes	27	(2013-2016)
9. Lauren Cumbess	26	(2011-2014)
10. Megan Yocke	25	(2008-2011)
Maisie Steed	25	(2013-2016)

Slugging Pct. (min. 200 at bats)

1. Molly Johnson	.656	(2007-2010)
------------------	------	-------------

2. Abbey Cheek	.621	(2016-Pres.)
3. Brittany Cervantes	.577	(2009-2012)
4. Brooke Marnitz	.575	(2004-2007)
5. Nikki Sagermann	.523	(2013-Pres.)
6. Griffin Joiner	.519	(2012-2015)
7. Leslie Kwiatkowski	.518	(1998-2001)
Megan Yocke	.518	(2008-2011)
9. Lyndsey Angus	.510	(2000-2003)
10. Katie Campbell	.500	(2004-2007)

Total Bases

1. Molly Johnson	445	(2007-2010)
2. Leslie Kwiatkowski	420	(1998-2001)
3. Brittany Cervantes	370	(2009-2012)
4. Griffin Joiner	363	(2012-2015)
5. Lyndsey Angus	338	(2000-2003)
6. Tiffany Kruse	323	(1998-2001)
7. Megan Yocke	322	(2008-2011)
8. Nikki Sagermann	320	(2013-2016)
9. Abbey Cheek	316	(2016-Pres.)
10. Christian Stokes	313	(2013-2016)

Stolen Bases

1. Sylver Samuel	84	(2013-2016)
2. Leslie Kwiatkowski	82	(1998-2001)
3. Meagan Aull	71	(2008-2011)
4. Beth Fogel	70	(1999-2002)
5. Molly Johnson	66	(2007-2010)
6. Jessica Nance	64	(2002-2005)
7. Kara Dill	57	(2010-2013)
8. Katie Reed	42	(2016-Pres.)
9. Erin Rethlake	38	(2015-2018)
10. Nikki Jones	35	(2000-2003)

FIELDING

Fielding Pct. (min. 100 chances)

1. Jenny Schaper	.993	(2016-Pres.)
2. Griffin Joiner	.992	(2012-2015)
Megan Yocke	.992	(2008-2011)
4. Lauren Cumbess	.985	(2011-2014)
Jamie Dardis	.985	(2000-2002)





CAREER RECORDS

6. Maisie Steed	.984	(2013-2016)
7. Sam. DeMartine	.983	(2008-2011)
8. Lorie Horner	.982	(1997-2098)
Katie Campbell	.982	(2004-2007)
10. Alli Eckman	.981	(2005-2007)

Putouts

1. Griffin Joiner	1,557	(2012-2015)
2. Megan Yocke	1,203	(2008-2011)
3. Megan Glenn	1,117	(2003-2006)
4. Maisie Steed	1,051	(2013-2016)
5. Sam. DeMartine	1,041	(2008-2011)
6. Andy Eilertson	1,038	(1999-2002)
7. Jenny Schaper	1,013	(2016-Pres.)
8. Lauren Cumbess	931	(2011-2014)
9. Katie Campbell	664	(2004-2007)
10. Lyndsey Angus	662	(2000-2003)

Assists

1. Angie Del Pozzo	552	(1999-2002)
2. Christian Stokes	517	(2013-2016)
3. Molly Johnson	510	(2007-2010)
4. Rachel Friberg	475	(2001-2004)
5. Meghan Cooper	452	(2002-2006)
6. Nikki Sagermann	450	(2013-2016)
7. Nikki Jones	416	(2000-2003)
8. Katie Reed	394	(2016-Pres.)
9. Brittany Cervantes	374	(2009-2012)
10. Abbey Cheek	370	(2016-Pres.)

PITCHING

Appearances

1. Kelsey Nunley	171	(2013-2016)
2. Keary Camunas	158	(1997-2000)
3. Chanda Bell	143	(2009-2012)
4. Amy Kendall	133	(2003-2006)
5. Meagan Prince	122	(2013-2017)
6. Jennifer Howland	105	(1999-2002)
7. Rachel Riley	97	(2009-2012)
8. Amber Matousek	90	(2007-2010)

9. Morgan Marr	80	(2000-2002)
10. Meghan Cooper	75	(2002-2006)

Innings Pitched

1. Kelsey Nunley	943.1	(2013-2016)
2. Keary Camunas	897.2	(1997-2000)
3. Chanda Bell	724.0	(2009-2012)
4. Amy Kendall	586.0	(2003-2006)
5. Meagan Prince	525.1	(2014-2017)
6. Rachel Riley	477.1	(2009-2012)
7. Jennifer Howland	476.2	(1999-2002)
8. Amber Matousek	442.0	(2007-2010)
9. Morgan Marr	371.0	(2000-2002)
10. Meghan Cooper	340.2	(2002-2006)

Games Started

1. Keary Camunas	137	(1997-2000)
2. Kelsey Nunley	117	(2013-2016)
3. Chanda Bell	105	(2009-2012)
4. Amy Kendall	84	(2003-2006)
5. Amber Matousek	77	(2007-2010)
6. Jennifer Howland	74	(1999-2002)
7. Meagan Prince	73	(2014-2017)
8. Morgan Marr	61	(2000-2002)
9. Lauren Cumbess	57	(2011-2014)
Rachel Riley	57	(2009-2012)

ERA (min. 100 IP)

1. Kelsey Nunley	1.96	(2013-2016)
2. Meagan Prince	2.37	(2014-2017)
3. Keary Camunas	2.49	(1997-2000)
4. Chanda Bell	2.55	(2009-2012)
5. Rachel Riley	2.68	(2009-2012)
6. Shannon Smith	2.75	(2014-2016)
7. Lauren Cumbess	2.83	(2011-2014)
8. Jessica Trueblood	2.99	(2006)
9. Gretchen Prugh	3.03	(2004)
10. Morgan Marr	3.08	(2000-2002)

Opponent Batting Avg. (min. 250 batters)

faced)		
1. Chanda Bell	.200	(2009-2012)
2. Shannon Smith	.202	(2014-2017)
3. Kelsey Nunley	.211	(2013-2016)
4. Lauren Cumbess	.215	(2011-2014)
5. Meagan Prince	.231	(2014-2017)
5. Gretchen Prugh	.238	(2004)
7. Keary Camunas	.247	(1997-2000)
8. Rachel Riley	.255	(2009-2012)
9. Jessica Trueblood	.258	(2006)

Strikeouts

1. Chanda Bell	910	(2009-2012)
2. Kelsey Nunley	809	(2013-2016)
3. Keary Camunas	550	(1997-2000)
4. Meagan Prince	446	(2014-2017)
5. Amy Kendall	302	(2003-2006)
6. Rachel Riley	259	(2009-2012)
7. Lauren Cumbess	257	(2011-2014)
8. Amber Matousek	252	(2007-2010)
9. Shannon Smith	207	(2014-2017)
10. Jennifer Howland	137	(1999-2002)

Wins


1. Kelsey Nunley	92	(2013-2016)
2. Chanda Bell	68	(2009-2012)
3. Meagan Prince	63	(2014-2017)
4. Keary Camunas	54	(1997-2000)
5. Rachel Riley	40	(2009-2012)
6. Amy Kendall	31	(2003-2006)
7. Lauren Cumbess	29	(2011-2014)
Morgan Marr	29	(2000-2002)
9. Amber Matousek	28	(2007-2010)
10. Jennifer Howland	27	(1999-2002)

Saves

1. Kelsey Nunley	9	(2013-2016)
Meagan Prince	9	(2014-2017)
3. Chanda Bell	6	(2009-2012)
4. Keary Camunas	5	(1997-2000)



Chanda Bell



Lauren Cumbess



Rachel Riley



SINGLE SEASON RECORDS

Games Played

1. Joiner/Stokes/Sagermann/Samuel	69	(2014)
2. Lauren Cumbess	67	(2014)
Tiffany Kruse	67	(1999)
Leslie Kwiatkowski	67	(1999)
3. Jennifer Howland	66	(1999)
4. Andy Eilertson	65	(2000)
Nikki Jones	65	(2000)
Tiffany Kruse	65	(2000)
7. Leslie Kwiatkowski	64	(2000)

Hits

1. Molly Johnson	81	(2009)
2. Leslie Kwiatkowski	80	(2000)
3. Leslie Kwiatkowski	77	(1999)
4. Tiffany Kruse	72	(1999)
5. Katie Reed	71	(2017)
Kara Dill	71	(2012)
Nikki Jones	71	(2003)
Leslie Kwiatkowski	71	(1998)
8. Molly Johnson	69	(2010)

Tiffany Kruse	5	(1999)
Megan Yocke	5	(2009)

Home Runs

1. Brooke Marnitz	21	(2007)
2. Abbey Cheek	18	(2018)
3. Brittany Cervantes	15	(2011)
4. Abbey Cheek	12	(2017)
Nikki Sagermann	13	(2014)
Brittany Cervantes	13	(2012)
Molly Johnson	13	(2010)
Lauren Cumbess	13	(2013)
Katie Campbell	12	(2007)
Amber Janneck	12	(2004)
11. Griffin Joiner	11	(2015)
Megan Yocke	11	(2011)
13. Griffin Joiner	10	(2013, 2014)
Lauren Cumbess	10	(2014)
Meagan Aull	10	(2011)
Brittany Cervantes	10	(2010)
Brittany Cervantes	10	(2009)
Samantha DeMartine	10	(2011)
Abbey Cheek	10	(2016)

HITTING

Batting Average

1. Nikki Jones	.442	(2002)
2. Molly Johnson	.433	(2009)
3. Molly Johnson	.401	(2008)
4. Brooke Marnitz	.399	(2007)
5. Leslie Kwiatkowski	.398	(2000)
6. Nikki Jones	.388	(2003)
7. Lyndsey Angus	.384	(2003)
8. Kara Dill	.377	(2011)
9. Molly Johnson	.375	(2010)
10. Leslie Kwiatkowski	.372	(1999)

Doubles

1. Molly Johnson	20	(2008)
2. Tiffany Kruse	16	(2000)
Leslie Kwiatkowski	16	(2001)
4. Brittany Cervantes	15	(2012)
5. Griffin Joiner	14	(2013)
Molly Johnson	14	(2009)
7. Christian Stokes	13	(2014)
Lyndsey Angus	13	(2002)
Alex Martens	13	(2017)
10. Lauren Cumbess	12	(2013, 2014)
Lyndsey Angus	12	(2000)
Meagan Aull	12	(2009)
Leslie Kwiatkowski	12	(1998)
Brooke Marnitz	12	(2006)
Brooklin Hinz	12	(2016)

At-Bats

1. Nikki Jones	212	(2000)
2. Tiffany Kruse	208	(1999)
3. Leslie Kwiatkowski	207	(1999)
4. Leslie Kwiatkowski	206	(1998)
5. Lauren Cumbess	203	(2014)
6. Kara Dill	202	(2012)
7. Jennifer Howland	201	(1999)
Leslie Kwiatkowski	201	(2000)
Lauren Cumbess	201	(2013)
10. Tiffany Kruse	199	(2000)

Triples

1. Tiffany Kruse	7	(2000)
2. Angie Del Pozzo	6	(2001)
Leslie Kwiatkowski	6	(2000)
Leslie Kwiatkowski	6	(1998)
5. Kara Dill	5	(2012)
Nikki Jones	5	(2003)

Runs Batted In

1. Brooke Marnitz	61	(2007)
2. Abbey Cheek	56	(2018)
3. Brittany Cervantes	52	(2011)
Abbey Cheek	52	(2016)
5. Leslie Kwiatkowski	50	(2000)
6. Nikki Sagermann	49	(2014)
7. Griffin Joiner	43	(2015)
Leslie Kwiatkowski	43	(1999)
Lauren Cumbess	43	(2013)
10. Katie Campbell	42	(2006)

Runs Scored

1. Brittany Cervantes	55	(2011)
2. Molly Johnson	53	(2009)
3. Molly Johnson	48	(2010)
4. Megan Yocke	47	(2011)
5. Katie Reed	45	(2018)
6. Kara Dill	44	(2011)
7. Leslie Kwiatkowski	43	(2000)
8. Brooke Marnitz	42	(2007)
Abbey Cheek	42	(2016)
10. Meagan Aull	41	(2011)

Total Bases

1. Brooke Marnitz	137	(2007)
2. Molly Johnson	130	(2009)
3. Molly Johnson	125	(2010)
4. Leslie Kwiatkowski	117	(1999)
5. Lauren Cumbess	116	(2013)
6. Leslie Kwiatkowski	115	(2000)
Abbey Cheek	115	(2018)
7. Meagan Aull	112	(2011)
8. Angie Del Pozzo	110	(2001)
9. Lauren Cumbess	108	(2014)
Brittany Cervantes	108	(2012)
11. Brittany Cervantes	105	(2011)



Megan Yocke

SINGLE SEASON RECORDS

Molly Johnson 105 (2008)

On-Base Pct.

1. Molly Johnson .498 (2009)
2. Brittany Cervantes .490 (2011)
3. Megan Yocke .483 (2011)
4. Lyndsey Angus .478 (2003)
5. Molly Johnson .472 (2008)
6. Nikki Jones .466 (2002)
7. Brooke Marnitz .454 (2007)
8. Griffin Joiner .451 (2014)
9. Molly Johnson .450 (2010)
10. Jenny Schaper .446 (2018)

Slugging Pct.

1. Brooke Marnitz .895 (2007)
2. Abbey Cheek .701 (2018)
3. Molly Johnson .695 (2009)
4. Molly Johnson .679 (2010)
5. Brittany Cervantes .677 (2011)
6. Molly Johnson .669 (2008)
7. Katie Campbell .640 (2007)
8. Becky Bishop .632 (2007)
9. Brittany Cervantes .615 (2012)
10. Rachel Riley .611 (2011)

Sacrifice Hits

1. Beth Fogle 13 (2001)
- Megan Yocke 13 (2009)
3. Lorie Melchi 12 (2003)
- Megan Yocke 12 (2010)
- Katie Reed 12 (2018)
5. Sarah Rainwater 11 (2017)
- Sylver Samuel 11 (2013, 2014)
- Michelle Bucci 11 (1997)
- Beth Fogle 11 (2000)
- Jennifer Howland 11 (1999)
- Stephanie Thompson 11 (1998)
- Megan Yocke 11 (2008)

Sacrifice Flies

1. Alice O'Brien 5 (2013)
2. Nikki Sagermann 4 (2014)
- Lyndsey Angus 4 (2000)
- Rachel Friberg 4 (2002)
- Brooke Marnitz 4 (2004)
7. Breanne Ray 3 (2017)
- Lauren Cumbess 3 (2014)
- Meagan Aull 3 (2011)
- Meagan Aull 3 (2009)
- Meghan Cooper 3 (2004)
- Angie Dal Pozzo 3 (2002)
- Andy Eilertson 3 (2000)
- Lorie Horner 3 (1997)
- Brooke Marnitz 3 (2007)
- Abbey Cheek 3 (2016)
- Katie Reed 3 (2016)
- Abbey Cheek 3 (2018)

Stolen Bases

1. Beth Fogle 34 (1999)

2. Leslie Kwiatkowski 28 (2000)
3. Meagan Aull 26 (2009)
4. Molly Johnson 24 (2009)
5. Sylver Samuel 23 (2016)
6. Leslie Kwiatkowski 22 (1999)
7. Sylver Samuel 21 (2013)
- Kara Dill 21 (2012)
- Jessica Nance 21 (2004)
10. Sylver Samuel 20 (2014, 2015)
- Kara Dill 20 (2011)
- Molly Johnson 20 (2010)

Walks

1. Brittany Cervantes 48 (2011)
2. Griffin Joiner 47 (2014)
- Megan Yocke 47 (2011)
4. Griffin Joiner 36 (2015)
5. Nikki Sagermann 35 (2016)
6. Maisie Steed 34 (2013)
7. Brittany Cervantes 33 (2012)
8. Griffin Joiner 32 (2015)
9. Brooke Marnitz 31 (2006)
10. Nikki Sagermann 30 (2015)
- Ansley Smith 30 (2014)

Hit by Pitch

1. Meghan Cooper 16 (2006)
2. Ansley Smith 15 (2014)
3. Emily Gaines 13 (2014)
4. Griffin Joiner 12 (2012)
5. Molly Johnson 10 (2008)
- Molly Johnson 10 (2009)
- Molly Johnson 10 (2010)
8. Ansley Smith 9 (2015)

- Meagan Aull 9 (2009)
- Samantha DeMartine 9 (2011)
- Amber Janneck 9 (2005)
- Leslie Kwiatkowski 9 (2001)

FIELDING

Putouts

1. Griffin Joiner 442 (2014)
2. Jenny Schaper 399 (2016)
3. Griffin Joiner 390 (2012)
4. Jamie Dardis 382 (2000)
- Griffin Joiner 382 (2015)
6. Megan Yocke 369 (2010)
7. Megan Glenn 366 (2006)
8. Samantha DeMartine 363 (2009)

Assists

1. Christian Stokes 167 (2014)
- Angie Dal Pozzo 167 (2001)
3. Katie Reed 158 (2018)
4. Abbey Cheek 155 (2018)
5. Abbey Cheek 152 (2017)
6. Lindsay Houser 148 (1998)
7. Angie Dal Pozzo 143 (1999)
- Molly Johnson 143 (2009)
9. Nikki Sagermann 141 (2014)
- Katie Reed 141 (2017)

Fielding Pct.

1. Griffin Joiner 1.000 (2015)
- Emily Jolly 1.000 (2014)
- Maisie Steed 1.000 (2014)
- Meagan Aull 1.000 (2009)
- Michelle Bucci 1.000 (1999)



Meagan Aull



SINGLE SEASON RECORDS

Beth Fogle	1.000	(2002)
Jennifer Howland	1.000	(2001)
7. Griffin Joiner	.998	(2014)
8. Megan Yocke	.997	(2011)
Megan Yocke	.997	(2009)
Jenny Schaper	.997	(2017)

PITCHING

ERA (min. 10 appearances)

1. Kelsey Nunley	1.27	(2016)
2. Keary Camunas	1.68	(2000)
3. Meagan Prince	1.85	(2016)
4. Kelsey Nunley	1.88	(2014)
5. Erin Rethlake	1.95	(2017)
6. Lauren Cumbess	1.99	(2011)
7. Meagan Prince	1.82	(2017)
8. Lauren Cumbess	2.07	(2014)
9. Kelsey Nunley	2.14	(2013)
10. Chanda Bell	2.24	(2011)

Win-loss pct. (min. 10 appearances)

1. Shannon Smith	1.000 (3-0)	(2016)
2. Ellen Weaver	.857 (6-1)	(2011)
3. Kelsey Nunley	.777 (21-6)	(2016)
Meagan Prince	.777 (21-6)	(2016)
5. Lauren Cumbess	.750 (6-2)	(2011)
6. Lauren Cumbess	.731 (30-11)	(2014)
7. Kelsey Nunley	.731 (30-11)	(2014)
8. Rachel Riley	.722 (13-5)	(2011)
9. Kelsey Nunley	.711 (27-11)	(2013)
10. Meagan Prince	.700 (21-9)	(2017)

Wins

1. Kelsey Nunley	30	(2014)
2. Kelsey Nunley	27	(2013)
3. Meagan Prince	21	(2017)
Kelsey Nunley	21	(2016)
Meagan Prince	21	(2016)
Chanda Bell	19	(2009)
Keary Camunas	19	(2000)
8. Chanda Bell	18	(2010)
9. Morgan Marr	17	(2001)
10. Chanda Bell	16	(2012)

Saves

1. Meagan Prince	5	(2017)
Kelsey Nunley	5	(2015)
3. Chanda Bell	4	(2012)
Keary Camunas	4	(1999)
Jessica Trueblood	4	(2006)
5. Kelsey Nunley	2	(2013)
Meghan Cooper	2	(2002)
Jennifer Young	2	(2007)
Meagan Prince	2	(2016)

Innings Pitched

1. Kelsey Nunley	282.1	(2014)
2. Kelsey Nunley	268.2	(2013)
3. Keary Camunas	251.1	(1998)
4. Amy Kendall	229.0	(2003)
5. Keary Camunas	226.2	(1999)
6. Keary Camunas	225.2	(2000)
7. Chanda Bell	219.1	(2010)

8. Kelsey Nunley	211.0	(2015)
9. Morgan Marr	195.2	(2001)
10. Keary Camunas	194.0	(1997)

Appearances

1. Samantha Allen	49	(2005)
2. Kelsey Nunley	47	(2013)
3. Kelsey Nunley	45	(2014)
4. Keary Camunas	43	(1999)
5. Kelsey Nunley	42	(2015)
6. Keary Camunas	41	(2000)
Meagan Prince	41	(2017)
8. Keary Camunas	40	(1998)
Amy Kendall	40	(2003)
10. Chanda Bell	39	(2012)

Games Started

1. Keary Camunas	37	(1998)
2. Kelsey Nunley	36	(2014)
Keary Camunas	36	(2000)
4. Chanda Bell	34	(2010)
Keary Camunas	34	(1999)
6. Amy Kendall	32	(2003)
7. Morgan Marr	31	(2001)
8. Kelsey Nunley	30	(2015)
Keary Camunas	30	(1997)
10. Samantha Allen	29	(2005)
Amber Matousek	29	(2008)

Complete Games

1. Keary Camunas	33	(1998)
2. Kelsey Nunley	31	(2014)
3. Amy Kendall	29	(2003)
Keary Camunas	28	(2000)
5. Chanda Bell	26	(2010)
Keary Camunas	26	(1999)
Amber Matousek	26	(2008)
8. Jessica Trueblood	25	(2006)
Kelsey Nunley	25	(2013)
10. Keary Camunas	23	(1997)
Morgan Marr	23	(2001)

Shutouts

1. Keary Camunas	9	(2000)
2. Kelsey Nunley	7	(2014)
Kelsey Nunley	7	(2016)
Chanda Bell	7	(2011)
4. Keary Camunas	6	(1998)
5. Rachel Riley	5	(2010)
Meagan Prince	5	(2016)
6. Kelsey Nunley	4	(2015)
Chanda Bell	4	(2010)
Keary Camunas	4	(1999)
Jennifer Howland	4	(2000)
Rachel Riley	4	(2011)

Strikeouts

1. Chanda Bell	288	(2010)
2. Kelsey Nunley	219	(2014)
3. Chanda Bell	216	(2009)
4. Chanda Bell	205	(2011)
5. Kelsey Nunley	203	(2016)
6. Chanda Bell	201	(2012)


7. Kelsey Nunley	194	(2015)
8. Kelsey Nunley	193	(2013)
9. Meagan Prince	175	(2017)
10. Keary Camunas	164	(1999)

Opponent Batting Avg. (min. 200 at-bats)

1. Chanda Bell	.175	(2011)
2. Kelsey Nunley	.178	(2016)
3. Lauren Cumbess	.193	(2012)
4. Erin Rethlake	.197	(2017)
5. Chanda Bell	.200	(2010)



Keary Camunas



Jessica Trueblood



GAME RECORDS

HITTING

At-bats

6	Christian Stokes	vs. South Carolina	4/18/15
	Lauren Cumbess	at Ole Miss	4/13/14
	Kara Dill	at USC Upstate	2/24/13
	Nikki Jones	vs. Arkansas	4/27/03
	Jackie Haynes	vs. Middle Tennessee State	4/1/97
	Michelle Bucci	vs. Middle Tennessee State	4/1/97
	Jacki Haynes	vs. Mississippi State	4/11/97

Runs Scored

4	Griffin Joiner	vs. UNC	3/12/13
	Lyndsey Angus	vs. Belmont	2/23/02
	Angie Dal Pozzo	vs. Akron	3/9/01
	Beth Fogle	vs. Tennessee Tech	2/18/00
	Molly Johnson	vs. Ohio State	4/16/08
	Megan Yocke	vs. Indiana	4/1/08

Hits

5	Christian Stokes	vs. Long Beach State	2/19/15
	Beth Fogle	vs. Morehead State	3/5/02

RBI

6	Nikki Sagermann	at Alabama	5/5/13
	Griffin Joiner	vs. UNC	3/12/13
	Leslie Kwiatkowski	vs. Eastern Kentucky	3/1/00
	Brooke Marnitz	vs. Southern Miss.	2/10/07
	Rachel Riley	at Austin Peay	4/6/11

Doubles

3	Christian Stokes	vs. South Carolina	4/18/15
	Molly Johnson	vs. Indiana	4/1/08
	Emily Jolly	vs. DePaul	2/12/11

Triples

3	Meghan Cooper	vs. Kent State	2/17/06
---	---------------	----------------	---------

Home Runs

2 (33 times)	Last: Cheek & Martens		at Tennessee	4/27/18
--------------	-----------------------	--	--------------	---------

Total Bases

10	Griffin Joiner	vs. UNC	3/12/13
	Brooke Marnitz	vs. Indiana State	2/25/06
	Angie Dal Pozzo	vs. Akron	3/9/01

Walks

4 (2 times)	Last: Griffin Joiner		at Texas	2/16/14
-------------	----------------------	--	----------	---------

Strikeouts

4 (8 times)	Last: Emily Gaines		vs. DePaul	5/18/14
-------------	--------------------	--	------------	---------

Sacrifice Hits

2 (44 times)	Last: Reed & Cheek		at Georgia	3/18/17
--------------	--------------------	--	------------	---------

Sacrifice Flies

2	Abbey Cheek	at Georgia	3/18/17
---	-------------	------------	---------

Stolen Bases

4	Bailey Vick	vs. Bradley	2/24/18
	Erin Rethlake	vs. Drexel	3/10/17
	Meagan Aull	vs. Kent State	3/24/09

Hit By Pitch

3	Ashley Dimkich	vs. Youngstown State	3/4/06
---	----------------	----------------------	--------

FIELDING

Putouts

21	Megan Yocke	vs. Tennessee Tech	4/16/11
----	-------------	--------------------	---------

Assists

9	Amber Janneck	vs. Eastern Kentucky	4/6/05
---	---------------	----------------------	--------

Amber Janneck	vs. Western Kentucky	4/13/05
Molly Johnson	vs. Florida	4/11/09
Angie Dal Pozzo	vs. Louisville	4/18/01

Errors

4	Brooke Marnitz	vs. Alabama	3/21/04
	Nikki Jones	vs. Morehead State	3/5/02
	Angie Dal Pozzo	vs. Texas-San Antonio	2/10/01
	Meredith Seales	vs. UNC Greensboro	2/22/97

Passed Balls

4	Alli Eckman	vs. Ole Miss	3/12/05
---	-------------	--------------	---------

PITCHING

Innings Pitched

11.0	Meagan Prince	at #5 UCLA	2/15/17
11.0	Keary Camunas	vs. Campbell	2/21/98
11.0	Rachel Riley	at Arkansas	3/16/11

Fewest Hits Allowed

0	18 Times	Last: Autumn Humes	
		vs. North Dakota State	2/17/18

Perfect Game

	Chanda Bell	at Austin Peay (Game 1)	4/6/11
	Rachel Riley	at Austin Peay (Game 2)	4/6/11

Runs Allowed

16	Lorie Horner	vs. Alabama	3/21/98
	Jennifer Young	vs. Indiana	4/1/08

Earned Runs Allowed

13	Amber Matousek	vs. Alabama	3/22/08
	Amber Matousek	vs. LSU	4/9/08

Walks Allowed

9	Jennifer Young	vs. Indiana	4/1/08
---	----------------	-------------	--------

Strikeouts

16	Chanda Bell	vs. Colorado State	2/25/11
16	Chanda Bell	vs. Tennessee Tech	4/16/11

Hits Allowed

18	Lorie Horner	vs. Alabama	3/21/98
18	Rachel Riley	at Georgia	4/10/11

Doubles Allowed

8	Jennifer Howland	vs. Akron	3/9/01
---	------------------	-----------	--------

Triples Allowed

2	Samantha Allen	vs. Cal-Poly	2/12/05
	Jennifer Howland	vs. Georgia	3/7/01
	Lorie Horner	vs. Missouri	2/15/97

Home Runs Allowed

6	Amber Matousek	vs. Alabama	3/22/08
---	----------------	-------------	---------

Hit Batters

8	Kelsey Nunley	vs. Miss. State	5/7/14
---	---------------	-----------------	--------





TEAM RECORDS

TEAM RECORDS-GAME

Hitting

At Bats: 43 at Ole Miss 4/13/14
 Runs Scored: 18 2x, last vs. UNC 3/12/13
 Hits: 18 vs. Indiana 3/18/00
 Doubles: 6 twice, last at Miami (OH) 3/17/09
 Triples: 4 vs. Louisville 4/10/02
 Home Runs: 6 at Tennessee 4/27/18
 RBI: 18 vs. UNC 3/12/13
 Total Bases: 33 3x, last at MTSU 4/17/13
 Walks: 13 vs. Indiana 3/2/08
 Strikeouts: 18 vs. WKU 4/23/15
 Stolen Bases: 8 Samford/Bradley .. 3/20/99 | 2/23/18

Fielding

Putouts: 33 5x, last vs. South Carolina 4/18/15
 Assists: 25 at South Carolina 5/2/09
 Errors: 7 vs. Texas-San Antonio 2/10/01
 Double Plays: 3 seven times, last vs. SIU 2/13/15

Pitching

Innings Pitched: 11 5x, last vs. South Carolina 4/18/15
 Runs Allowed: 18 vs. Florida 3/17/01
 Earned Runs Allowed: 17 2x, last vs. Georgia 3/28/10
 Hits Allowed: 19 vs. Arkansas 3/31/07
 Fewest Hits Allowed: 0 18x, last vs. North Dakota St. 2/17/18
 Doubles Allowed: 8 vs. Akron 3/9/01
 Triples Allowed: 3 vs. Georgia 3/7/01
 Home Runs Allowed: 6 vs. Alabama 3/22/08
 Walks Allowed: 9 4x, last at Alabama 5/4/13
 Strikeouts: 20 vs. Tennessee Tech 4/16/11

TEAM RECORDS-SEASON

Hitting

Batting Average: 304 2018
 At Bats: 1,797 2014
 Runs Scored: 319 2014
 Hits: 477 2000
 Doubles: 80 2014
 Triples: 18 2000, 2001, 2002
 Home Runs: 71 2014
 RBI: 280 2011
 Total Bases: 783 2014
 Walks: 219 2014
 Strikeouts: 426 2004
 Stolen Bases: 89 1999

Fielding

Fielding Percentage: (.976) 2018
 Putouts: 1,455 2014
 Assists: 673 2001
 Errors: 131 1997
 Double Plays: 32 2002

Pitching

Lowest ERA: 1.71 2016
 Lowest Opponents Batting Average:191 2016
 Innings Pitched: 485.0 2014
 Runs Allowed: 333 2005
 Fewest Runs Allowed: 130 2016
 Earned Runs Allowed: 253 2005
 Fewest Earned Runs Allowed: 98 2016
 Hits Allowed: 523 2005
 Fewest Hits Allowed: 250 2016
 Doubles Allowed: 101 2003
 Fewest Doubles Allowed: 44 2016
 Triples Allowed: 16 1997
 Fewest Triples Allowed: 2 2004
 Home Runs Allowed: 58 2008
 Fewest Home Runs Allowed: 10 1997
 Walks Allowed: 182 2013
 Fewest Walks Allowed: 93 1997
 Strikeouts: 403 2014
 Shutouts: 16 2000

TEAM RECORDS-SEASON

Games played 69 2014
 Wins 50 2014
 Losses 44 1997 & 1999
 Highest winning percentage 781 (43-12) 2016
 Lowest winning percentage 185 (10-44) 1997
 Seasons team fielded 22 (first in 1997)
 Winning seasons 11 (last in 2017)
 Losing seasons 11 (last in 2008)
 First tie UK 2, Texas-Arlington 2 (2/15/04)
Longest coaching tenure Rachel Lawson, 11 yrs (2008-Pres.)
 Beth Pruitt, 8 yrs. (1997-2004)

Consecutive losses 21 3/15/03-4/13/03
 Consecutive wins 13 2/24/17 - 3/19/17
 Consecutive shutout wins: 4 2/20/16 - 2/27/16
 Consecutive shutout losses: 6 3/29/06-4/2/06
 Consecutive games without an error: 6 3/6/15 - 3/15/15
 Extra-inning games: 10 2014
 Extra-inning wins: 8 2014
 Consecutive games with a stolen base: 16 2/17/02-3/17/02
 Consecutive games with a double: 12 3/16/02-4/6/02
 Consecutive games without extra-base hit: 5 - 3/9/97-3/12/97
 Most Combined Runs in a Game: 29 (4/1/08 Indiana 16, UK 13)
 Largest Margin of Victory: 18 3/12/13 vs. UNC

SINGLE SEASON RECORDS BY CLASS

HITTING

Batting Average

Senior	Brooke Marnitz	.399	2007
Junior	Nikki Jones	.442	2002
Soph.	Molly Johnson	.401	2008
Fresh.	Natalie Smith	.370	2007

Hits

Senior	Nikki Jones	71	2003
Junior	Molly Johnson	81	2009
Soph.	Leslie Kwiatkowski	77	1999
Fresh.	Leslie Kwiatkowski	71	1998

Doubles

Senior	Leslie Kwiatkowski	16	2001
Junior	Tiffany Kruse	16	2000
Soph.	Molly Johnson	20	2008
Fresh.	Alex Martens	13	2017

Triples

Senior	Nikki Jones	5	2003
Junior	Tiffany Kruse	7	2000
Soph.	Tiffany Kruse	5	1999
Fresh.	Leslie Kwiatkowski	6	1998

Home Runs

Senior	Brooke Marnitz	21	2007
Junior	Abbey Cheek	18	2018
Soph.	Nikki Sagermann	13	2014
Fresh.	Amber Janneck	12	2004

Runs Batted In

Senior	Brooke Marnitz	61	2007
Junior	Abbey Cheek	56	2018
Soph.	Nikki Sagermann	49	2014
Fresh.	Abbey Cheek	52	2016

Runs Scored

Senior	Molly Johnson	48	2010
Junior	Brittany Cervantes	55	2011
Soph.	Kara Dill	44	2011
Fresh.	Abbey Cheek	42	2016

Total Bases

Senior	Brooke Marnitz	137	2007
Junior	Molly Johnson	130	2009
Soph.	Leslie Kwiatkowski	117	1999
Fresh.	Abbey Cheek	99	2016

On Base Pct.

Senior	Megan Yocke	.483	2011
Junior	Molly Johnson	.498	2009
Soph.	Molly Johnson	.472	2008
Fresh.	Nikki Sagermann	.423	2013

Slugging Pct.

Senior	Brooke Marnitz	.895	2007
Junior	Abbey Cheek	.701	2018
Soph.	Molly Johnson	.669	2008
Fresh.	Abbey Cheek	.576	2016

Sacrifice Hits

Senior	Tiffany Kruse	9	2001
Junior	Beth Fogle	13	2001
Soph.	Megan Yocke	13	2009
Fresh.	Lorie Melchi	12	2003

Sacrifice Flies

Senior	Alice O'Brien	5	2013
Junior	Lorie Horner,	3	1997
Soph.	Nikki Sagermann	4	2014
	Rachel Friberg	4	2002
Fresh.	Lyndsey Angus	4	2000
	Brooke Marnitz	4	2004

Stolen Bases

Senior	Sylvester Samuel	23	2016
Junior	Leslie Kwiatkowski	28	2000
Soph.	Meagan Aull	26	2009
Fresh.	Beth Fogle	34	1999

Walks

Senior	Megan Yocke	47	2011
Junior	Brittany Cervantes	48	2011
Soph.	Ansley Smith	30	2014
Fresh.	Maisie Steed	44	2013

Hit by Pitch

Senior	Meghan Cooper,	16	2006
Junior	Molly Johnson	10	2009
Soph.	Ansley Smith	15	2014
Fresh.	Griffin Joiner	12	2012

FIELDING

Putouts

Senior	Maisie Steed	385	2016
Junior	Griffin Joiner	442	2014
Soph.	Griffin Joiner	343	2013
Fresh.	Jenny Schaper	399	2016

Assists

Senior	Molly Johnson	131	2010
Junior	Angie Dal Pozzo	167	2001
Soph.	Christian Stokes	167	2014
Fresh.	Angie Dal Pozzo	143	1999

Fielding Pct.

Senior	Griffin Joiner	1.000	2015
	Beth Fogle	1.000	2002
Junior	Michelle Bucci	1.000	1999
	Jennifer Howland	1.000	2001
Soph.	Meagan Aull	1.000	2009
Fresh.	Jenny Schaper	.993	2016

PITCHING

ERA (min. 10 appearances)

Senior	Kelsey Nunley	1.27	2016
Junior	Meagan Prince	1.85	2016
Soph.	Kelsey Nunley	1.88	2014
Fresh.	Lauren Cumbess	1.99	2011

Win-loss pct. (min. 10 appearances)

Senior	Lauren Cumbess	.909 (10-1)	2014
Junior	Meagan Prince	.778 (21-6)	2016
Soph.	Kelsey Nunley	.731 (30-11)	2014
Fresh.	Ellen Weaver	.857 (6-1)	2011

Wins

Senior	Kelsey Nunley	21	2016
Junior	Meagan Prince	21	2016
Soph.	Kelsey Nunley	30	2014
Fresh.	Kelsey Nunley	27	2013

Appearances

Senior	Keary Camunas	41	2000
Junior	Keary Camunas	43	1999
Soph.	Kelsey Nunley	45	2014
Fresh.	Samantha Allen	49	2005

Games Started

Senior	Keary Camunas	36	2000
Junior	Keary Camunas	34	1999
Soph.	Kelsey Nunley	36	2014
Fresh.	Amy Kendall	32	2003

Complete Games

Senior	Keary Camunas	28	2000
Junior	Keary Camunas	26	1999
Soph.	Keary Camunas	33	1998
Fresh.	Amy Kendall	29	2003

Shutouts


Senior	Keary Camunas	9	2000
Junior	Chanda Bell	7	2011
Soph.	Kelsey Nunley	7	2014
Fresh.	Chanda Bell	3	2009
	Lauren Cumbess	3	2011
	Kelsey Nunley	3	2013

Strikeouts

Senior	Kelsey Nunley	203	2016
Junior	Chanda Bell	205	2011
Soph.	Chanda Bell	288	2010
Fresh.	Chanda Bell	216	2009

Opponent Batting Avg. (min. 200 AB)

Senior	Kelsey Nunley	.178	2016
Junior	Chanda Bell	.175	2011
Soph.	Lauren Cumbess	.193	2012
Fresh.	Lauren Cumbess	.201	2011





LETTERWINNERS

A

Becky Abner 2003
Renee Abernathy **2019-Pres.**
 Jessica Adkins 2009-10
 Amanda Allen 2012
 Samantha Allen 2005-07
 Macy Allen 2009-12
 Amy Anderson 1998
 Elie Anderson 2004
 Haley Andrus 2015-16
 Lyndsey Angus 2000-03
 Meagan Aull 2008-11

B

Grace Baalman **2018-Pres.**
Jaci Babbs **2019-Pres.**
 Chanda Bell 2009-12
 Becky Bishop 2007
 Brynlee Bigelow 2017
 Colleen Boddy 1999-2000
 Brook Bowman 2002-04
Maclai Branson **2019-Pres.**
 Lindsay Brogdon 2006-08
 Megan Brooks 2002-04
 Amanda Brown 2002
 Michelle Bucci 1997-2000

C

Keary Camunas 1997-2000
 Katie Campbell 2004-07
 Ginny Carroll 2011-14
 Brittany Cervantes 2009-12
Abbey Cheek **2016-Pres.**
 Kristen Cochran 2005
 Megan Cooper 2002-06
Kennedy Cowden **2019-Pres.**
 Lauren Cumbess 2011-14
 Aimee Currier 2009

D

Angie Dal Pozzo 1999-2002
 Jamie Dardis 2000-02
Hannah Davis **2019-Pres.**
 Samantha DeMartine 2008-11
 Sandi Dengler 1999-2002
 Kara Dill 2010-13
 Ashley Dimkich 2005-08

E

Alli Eckman 2005-07
 Andrea Eilertson 1999-2002
 Jackie Elston 1998

F

Elizabeth Fadde 2006-07
 Ashley Fertic 2004-07
 Gina Florence 2004-07
 Beth Fogle 1999-2002
 Bethany Foster 1999
 Sarah Frazer 2011-14
 Rachel Friberg 2001-04

G

Emily Gaines 2011-14
Tekeya Garr-Carter **2019-Pres.**
 Whitney Glass 1999
 Megan Glenn 2003-06

Crystal Grace 1997-98

Lindsay Griggs 2012
 Ashleigh Gustafson 2009-12

H

Jacki Haynes 1997-98
 Katie Henderson 2013
Kelsee Henson **2016-Pres.**
 Brooklin Hinz 2015-2018
 Lorie Horner 1997-98
 Lindsay Houser 1997-98
 Kara Howard 2012-15
 Jennifer Howland 1999-2002
Hannah Huffman **2016-2018**
Autumn Humes **2018-Pres.**

J

Amber Janneck 2004-05
 Allie Jest 2009
Lauren Johnson **2018-Pres.**
 Kalia Johnson 2017-2018
 Molly Johnson 2007-10
 Griffin Joiner 2012-15
 Emily Jolly 2011-14
 Megan Jolly 2007-08
 Nikki Jones 2000-03

K

Madison Kearschner 2016-2017
 Amy Kendall 2003-06
 Callie Kovacs 2004-05
Kayla Kowalik **2019-Pres.**
 Tiffany Kruse 1998-2001
 Leslie Kwiatkowski 1998-2001

L

Aubrey Lamar 2011-12
 Melissa Leto 1997-98
 Ingrid Lochelt 2003
 Liz Love 1999
 Monique Lovell 2001

M

Emily Marks 2004-05
 Morgan Marr 2000-02
 Shanna Martini 1999
 Stephanie Martino 2014-16
Alex Martens **2017-Pres**
 Brooke Marnitz 2004-07
 Amber Matousek 2007-10
 Morgan McCallum 2017
 Katie McCarty 2006-09
 Lori Melchi 2003-06
 Rachael Metzger 2015-2018
 Audrey Meyer 2007-08
 Megan Miller 2006
Kierston Moore **2017-Pres.**
 Susan Moore 1997-98
 Destinee Mordecai 2007-10

N

Jessica Nance 2002-05
 Amber Nix 2005
 Kelsey Nunley 2013-16

O

Alice O'Brien 2010-13
 Kristen O'Haver 2009

P

Mallory Peyton **2018-Pres.**
 Lydia Pierce 2006
 Meagan Prince 2014-2017
 Tracie Potts 1999-2000
 Gretchen Prugh 2004

R

Sarah Rainwater **2016-Pres.**
Briona Rance **2019-Pres.**
 Ali Ray 2006
 Breanne Ray 2014-2017
Katie Reed **2016-Pres.**
 Erin Rethlake 2015-2018
 Jessica Rice 2007
 Darrington Richardson 2013-15
 Rachel Riley 2009-12
 Jessica Rose 2010
 Annie Rowlands 2008-11
 Ashley Ruiz 2017-2018

S

Nikki Sagermann 2013-16
 Sylver Samuel 2013-16
Jenny Schaper **2016-Pres.**
Meghan Schorman **2019-Pres.**
 Jenny Sibert 2004-07
 Erika Silence 2009-12
 Ansley Smith 2013-16
 Krystal Smith 2011-14
 Natalie Smith 2007-10
 Shannon Smith 2014-2017
 Sarah Snider 1997-2000
Tatum Spangler **2019-Pres.**
Larissa Spellman **2017-Pres.**
 Maisie Steed 2013-16
 Christian Stokes 2013-16
 Joy Sutton 2001

T

Stephanie Thompson 1998
 Bethany Todd 2018
 Jessica Trueblood 2006

V

Bailey Vick **2017-Pres.**
 Marie Vida 2001

W

Olivia Ward **2019-Pres.**
 Kristi Warneke 2005
 Ellen Weaver 2011-13
 Bethany Wiegand 1999
 Crystalie Wolfe 2003-04

Y

Megan Yocke 2008-11
 Jennifer Young 2007-10

ALL-TIME JERSEY NUMBERS

#00

Tekeya Garr-Carter	2019-Pres.
Natalie Smith.....	2007-10
Jacqueline Haynes.....	1997-98

#1

Sarah Rainwater	2016-Pres.
Rachel Riley.....	2011-12
Amber Matousek.....	2007-10
Megan Miller.....	2006
Megan Brooks.....	2002-04
Marie Vida.....	2001

#2

Bailey Vick	2017-Pres.
Sylver Samuel.....	2013-16
Chanda Bell.....	2009-12
Jenny Sibert.....	2005-07

#3

Grace Baalman	2018-Pres.
Shannon Smith.....	2014-2017
Ginny Carroll.....	2011-12
Aimee Currier.....	2009
Jessica Rice.....	2007
Jessica Trueblood.....	2006
Brooke Marnitz.....	2004-05
Andrea Eilertson.....	1999-2002

#4

Renee Abernathy	2019-Pres.
Haley Andrus.....	2015-16
Macy Allen.....	2009-12
Audrey Meyer.....	2007-08
Nikki Jones.....	2000-03

#5

Tatum Spangler	2019-Pres.
Meagan Prince.....	2014-2017
Lindsay Griggs.....	2012
Gina Florence.....	2004-07
Bobbi Darretta.....	2003
Angie Dal Pozzo.....	1999-2002
Stephanie Thompson.....	1998
Michelle Brown.....	1997

#6

Jenny Schaper	2016-Pres.
Katie McCarty.....	2006-09
Amber Nix.....	2005

#7

Autumn Humes	2018-Pres.
Morgan McCallum.....	2017
Maisie Steed.....	2013-16
Kristen O'Haver.....	2009
Alli Eckman.....	2005-07
Elie Anderson.....	2004
Brook Bowman.....	2002-04
Tiffany Kruse.....	1997-2001

#8

Briona Rance	2019-Pres.
Erin Rethlake.....	2015-2018
Katie Henderson.....	2013
Ashleigh Gustafson.....	2009-12
Samantha Allen.....	2006-08
Amber Janneck.....	2004-05
Michelle Hall.....	2003
Meghan Cooper.....	2002
Tracie Potts.....	1999-2000
Monique Lovell.....	2001
Leslie Kwiatkowski.....	1998
Suzanne Kopulos.....	1997

#9

Lauren Johnson	2018-Pres.
Breanne Ray.....	2014-2017
Alice O'Brien.....	2010-13
Savannah Mitcham.....	2004
Jamie Dardis.....	2000-02
Liz Love.....	1999
Kolleen Fitzgerald.....	1997

#10

Olivia Ward	2019-Pres.
--------------------------	-------------------

Christian Stokes.....	2013-16
Meagan Aull.....	2008-2011
Ashley Fertic.....	2004-07
Leslie Floyd.....	2002
Sarah Snider.....	1997-2000

#11

Abbey Cheek	2016-Pres.
Krystal Smith.....	2011-14
Rachel Riley.....	2009-10
Becky Bishop.....	2007-08
Ali Ray.....	2006
Callie Kovacs.....	2004-05
Becky Abner.....	2003
Jennifer Howland.....	1999-2002
Andrea Goepfrich.....	1997

#12

Megan Yocke.....	2008-2011
Lydia Pierce.....	2006
Rachel Friberg.....	2001-04
Sandi Dengler.....	1999-2000
Amy Anderson.....	1998
Brooke Tilley.....	1997

#13

Mallory Peyton	2018-Pres.
Griffin Joiner.....	2012-15
Destinee Mordecia.....	2007-10
Susan Moore.....	1997-98

#14

Jaci Babbs	2019-Pres.
Brittany Cervantes.....	2009-12
Emily Marks.....	2004-05
Lyndsey Angus.....	2000-03
Susan Messmer.....	1999
Crystal Grace.....	1997-98

#15

Kara Dill.....	2010-13
Brooke Marnitz.....	2006-07
Jessica Nance.....	2002-05
Joy Sutton.....	2001
Bethany Foster.....	1999
Lindsay Houser.....	1997-98

#16

Aubrey Lamar.....	2011-12
Elizabeth Fadde.....	2006-07

#17

Bethany Todd.....	2018
Annie Rowlands.....	2008-2011
Kristen Cochran.....	2005

#18

Amanda Allen.....	2012
Molly Johnson.....	2007-10
Gretchen Prugh.....	2004
Kathleen Biondi.....	2003
Julie Castelli.....	2002
Leslie Kwiatkowski.....	1998-2001
Melissa Leto.....	1997-98

#19

Kelsee Henson	2016-Pres.
Lauren Cumbess.....	2011-14
Allie Jest.....	2009
Meghan Cooper.....	2003-06
Morgan Marr.....	2000-02
Bethany Wiegand.....	1999
Courtney Woodrow.....	1997

#20

Maclai Branson	2019-Pres.
-----------------------------	-------------------

#21

Hannah Huffman.....	2016-2018
Emily Jolly.....	2011-14
Jessica Adkins.....	2009-10
Megan Jolly.....	2007-08
Megan Glenn.....	2003-06
Sandi Dengler.....	2001-02

Michelle Bucci.....	1997-2000
---------------------	-----------

#22

Kierston Moore	2017-Pres.
Samantha DeMartine.....	2008-2011
Katie Campbell.....	2004-07
Ingrid Lochelt.....	2003
Whitney Glass.....	1999

#23

Katie Reed	2016-Pres.
Jessica Rose.....	2010
Jenny Sibert.....	2004
Amanda Brown.....	2002
Shanna Martini.....	1999
Meredith Sales.....	1997

#24

Kennedy Cowden	2019-Pres.
Madison Kearschner.....	2016-2017
Kara Howard.....	2012-15

#25

Brooklin Hinz	2015-Pres.
Erika Silence.....	2009-12
Samantha Allen.....	2005

#26

Meghan Schorman	2019-Pres.
Stephanie Martino.....	2014-16
Ellen Weaver.....	2011-13
Ashley Dimkich.....	2005-08

#27

Emily Gaines.....	2011-14
-------------------	---------

#28

Ashley Ruiz.....	2017-2018
Jennifer Young.....	2007-10
Lori Melchi.....	2003-06
Beth Fogle.....	1999-2002
Jackie Elston.....	1998

#29

Amy Kendall.....	2003-06
Keary Camunas.....	1997-2000

#30

Larissa Spellman	2017-Pres.
Ginny Carroll.....	2013-14

#32

Lindsay Brogdon.....	2006-08
Kristi Warneke.....	2005

#33

Alex Martens	2017-Pres.
Kelsey Nunley.....	2013-16
Crystalie Wolfe.....	2003-04
Colleen Boddy.....	1999-2000
Lori Horner.....	1997-98

#42

Brynlee Bigelow.....	2017
Ansley Smith.....	2013-16

#43

Darlington Richardson.....	2013-15
----------------------------	---------

#44

Rachael Metzger.....	2015-2018
Sarah Frazer.....	2011-14

#77

Nikki Sagermann.....	2013-16
----------------------	---------

#88

Kaila Johnson.....	2017-2018
--------------------	-----------

#99

Kayla Kowalik	2019-Pres.
----------------------------	-------------------