



# KENTUCKY®

## 2018-19 MEN'S BASKETBALL



8 NATIONAL CHAMPIONSHIPS | **MOST WINS** IN COLLEGE BASKETBALL | 48 SEC TITLES | 31 SEC TOURNAMENT CHAMPIONSHIPS | 55 ALL-AMERICANS | 126 NBA DRAFT PICKS

#19/21 LSU (19-4, 9-1) at #5/5 KENTUCKY (20-3, 9-1)

Tuesday, Feb. 12 • 7 p.m. ET • Rupp Arena (23,000) • Lexington, Ky.

#LSUvsUK #DreamBIG • @KentuckyMBB

### THE BASICS



#### Series Breakdown

Overall - UK, 89-26  
In Lexington - UK, 44-5  
Calipari vs. LSU - 11-2  
Wade vs. UK - 0-1  
Current UK streak - W3



#### John Calipari

Overall Record: 740-207\*  
Record at UK: 295-67  
Overall Seasons: 27th  
At UK: 10th

#### Will Wade

Overall Record: 128-64  
Record at LSU: 37-19  
Overall Seasons: Sixth  
At LSU: Second

\*on-court record

### BY THE NUMBERS

2,283	All-time wins, NCAA leader
58.9	UK's average points allowed during win streak
48	SEC regular-season titles the Wildcats have won
10	Straight games UK has won dating back to Jan. 8


### TALE OF THE TAPE

UK	STAT	LSU
78.7	Points PG	83.3
65.2	Opp. Points PG	73.4
39.0	Rebounds PG	38.4
14.2	Assists PG	13.9
5.0	Blocks PG	4.6
6.7	Steals PG	9.8
.477	FG Pct.	.471
.357	3-Pt FG Pct.	.327
.748	FT Pct.	.761
.406	Opp. FG Pct.	.441
.357	Opp. 3-Pt FG Pct.	.345

### A UK WIN WOULD ...

- Be Kentucky's 11th straight victory
- Mark John Calipari's 16th career streak of 11 or more straight wins
- Be Kentucky's 17th straight win at home
- Improve UK's record to 90-26 and 45-5 against LSU when the game is played in Kentucky
- Mark UK's 10th straight win in SEC play, its longest winning streak since the 2014-15 season
- Keep the Cats within no worse than one game back of the SEC lead
- Improve Kentucky to 57-27 vs. Associated Press ranked competition under Calipari
- Move UK to 5-1 vs. AP Top 25 foes this season
- Put Calipari within one win of tying Joe B. Hall's Kentucky win total

### PREVIOUS GAME STARTERS




2

#### ASHTON HAGANS

6-3 • 192 • GUARD • FRESHMAN  
CARTERSVILLE, GA. | NEWTON

Tied Kentucky record with eight steals vs. UNC | Naismith Defensive Player of the Year midseason watch list | Leads UK with 4.5 assists per game and has three or more in 17 straight games | Two-time SEC Freshman of the Week




3

#### KELDON JOHNSON

6-6 • 211 • GUARD • FRESHMAN  
SOUTH HILL, VA. | OAK HILL ACADEMY

Three-time SEC Freshman of the Week | Wooden, Naismith watch lists for player of the year | Second in scoring with 13.9 points per game | Scored in double figures in all but five games | Posted team-high 20 points at Auburn



14

#### TYLER HERRO

6-5 • 195 • GUARD • FRESHMAN  
MILWAUKEE | WHITNALL HIGH SCHOOL

Averaging 13.3 points with team-high 38 3-pointers | Two-time SEC Freshman of the Week | Talled a career-high 24 points en route to being named the game's MVP at Louisville | Leading scorer on the road with 15.9 average




22

#### REID TRAVIS

6-8 • 238 • FORWARD • GRADUATE STUDENT  
MINNEAPOLIS | STANFORD

Preseason All-SEC First Team | Two-time All-Pac-12 First Team | Totaled more than 1,400 points, 700 boards at Stanford | Averaging 11.7 points and 7.0 rebounds a game | Scored 20 or more points four times | Double-double vs. KU



25

#### PJ WASHINGTON

6-8 • 228 • FORWARD • SOPHOMORE  
DALLAS | FINDLAY PREP

Three-straight double-doubles after having three straight 20-plus scoring efforts | Team-leading seven double-doubles | Averaging team highs in points (14.2) and rebounds (8.0) | Wooden, Naismith, NABC watch lists for player of the year

### LEADERS

POINTS PER GAME	
UK	PJ Washington 14.2
LSU	Tremont Waters 15.7
REBOUNDS PER GAME	
UK	PJ Washington 8.0
LSU	Naz Reid 6.2
ASSISTS PER GAME	
UK	Ashton Hagans 4.5
LSU	Tremont Waters 6.1
STEALS PER GAME	
UK	Ashton Hagans 2.2
LSU	Tremont Waters 3.0
3-POINTERS	
UK	Tyler Herro 38
LSU	Tremont Waters 41
FIELD-GOAL PERCENTAGE	
UK	Nick Richards .577
LSU	Kavell Bigby-Williams .693
FREE-THROW PERCENTAGE	
UK	Tyler Herro .918
LSU	Skyler Mays .874

### NEED TO KNOW

Kentucky was picked to win the SEC regular-season title by the media

Kentucky is 991-279 (.780) all-time in SEC play. Only two other teams have won more than 700 league games

UK and LSU enter the game a win behind Tennessee for the SEC lead

PJ Washington is averaging 20.8 points and 8.5 rebounds over the last six games. He has posted three double-doubles and scored in double figures in eight straight

Kentucky has limited seven of its last nine opponents to 40 percent or less shooting

UK owns a 4-1 record vs. AP Top 25 opponents this season

The Wildcats are on a 10-game winning streak and limiting opponents to just 58.9 points per game and 37.9 percent from the field during that stretch

### SCHEDULE

#### OCTOBER

26 2/2 -/- ^TRANSYLVANIA SEC W, 94-66

#### NOVEMBER

2 2/2 -/- ^INDIANA UNIV. OF PA. SEC W, 86-64  
6 2/2 4/3 vs. Duke<sup>1</sup> ESPN L, 118-84  
9 2/2 -/- SOUTHERN ILLINOIS SEC W, 71-59  
14 10/2 -/- NORTH DAKOTA<sup>2</sup> SEC W, 96-58  
18 10/2 -/- VMI<sup>2</sup> SEC W, 92-82  
21 10/10 -/- WINTHROP<sup>2</sup> SEC W, 87-74  
23 10/10 -/- TENNESSEE STATE<sup>2</sup> SEC W, 77-62  
28 10/9 -/- MONMOUTH SEC W, 90-44

#### DECEMBER

1 10/9 -/- UNC GREENSBORO ESPN2 W, 78-61  
8 9/8 -/- vs. Seton Hall<sup>3</sup> FOX L, 84-83<sup>OT</sup>  
15 19/18 -/- UTAH ESPN2 W, 88-61  
22 19/18 9/10 vs. North Carolina<sup>4</sup> CBS W, 80-72  
29 16/15 RV/RV at Louisville ESPN2 W, 71-58

#### JANUARY

5 13/14 -/- at Alabama\* ESPN L, 77-75  
8 18/18 -/- TEXAS A&M\* SEC W, 85-74  
12 18/18 -/- VANDERBILT\* SEC W, 56-47  
15 12/14 -/- at Georgia\* ESPN W, 69-49  
19 12/14 14/12 at Auburn\* ESPN W, 82-80  
22 8/9 22/22 MISSISSIPPI STATE\* ESPN W, 76-55  
26 8/9 9/10 KANSAS<sup>5</sup> ESPN W, 71-63  
29 7/6 -/- at Vanderbilt\* ESPN W, 87-52

#### FEBRUARY

2 7/6 -/- at Florida\* ESPN W, 65-54  
5 5/5 -/- SOUTH CAROLINA\* SEC W, 76-48  
9 5/5 RV/21 at Mississippi State\* CBS W, 71-67  
12 5/5 19/21 LSU\* ESPN 7 p.m.  
16 5/5 1/1 TENNESSEE\* ESPN 8 p.m.  
19 -/- -/- at Missouri\* ESPN/2 9 p.m.  
23 -/- -/- AUBURN\* CBS 1:30 p.m.  
26 -/- -/- ARKANSAS\* ESPN/2/ SEC 9 p.m.

#### MARCH

2 -/- -/- at Tennessee\* CBS 2 p.m.  
5 -/- -/- at Ole Miss\* ESPN/2/ U/SEC 9 p.m.  
9 -/- -/- FLORIDA\* CBS 2 p.m.  
13-17 -/- -/- SEC Tournament<sup>6</sup> ESPN/ SEC TBA

All times Eastern | \*SEC conference game | HOME GAMES IN CAPS | ^Exhibition  
<sup>1</sup>State Farm Champions Classic (Indianapolis | Bankers Life Fieldhouse)  
<sup>2</sup>Ohio Valley Hardwood Showcase (Rupp Arena | Lexington, Ky.)  
<sup>3</sup>Citi Hoops Classic (Madison Square Garden | New York)  
<sup>4</sup>CBS Sports Classic (United Center | Chicago)  
<sup>5</sup>SEC/Big 12 Challenge (Rupp Arena | Lexington, Ky.)  
<sup>6</sup>SEC Tournament (Bridgestone Arena | Nashville, Tenn.)

### BROADCAST INFO

#### ESPN

Karl Ravech, play-by-play  
Dick Vitale, analyst  
Laura Rutledge, sideline



#### UK SPORTS NETWORK

Tom Leach, play-by-play  
Mike Pratt, analyst



#### SATELLITE RADIO

Sirius 135 | XM 190 | Internet 961



# TV CHART



**2 ASHTON HAGANS**  
Freshman | Guard  
6-3 | 192  
Cartersville, Ga.  
Newton  
@H23Ash  
@ashton.hagans



**3 KELDON JOHNSON**  
Freshman | Guard  
6-6 | 211  
South Hill, Va.  
Oak Hill Academy  
@keldonjohnson



**4 NICK RICHARDS**  
Sophomore | Forward  
6-11 | 244  
Kingston, Jamaica  
The Patrick School  
@iamnickrichards  
@nickrichards\_



**5 IMMANUEL QUICKLEY**  
Freshman | Guard  
6-3 | 185  
Havre de Grace, Md.  
The John Carroll School  
@IQ\_GodSon  
@immanuelquickley\_



**10 JONNY DAVID**  
Senior | Guard  
6-2 | 188  
Pittsburgh  
Mt. Lebanon  
@JonnyDavid  
@jdavid010  
@JonnyDavidUK10



**12 BRAD CALIPARI**  
Junior | Guard  
6-0 | 179  
Franklin Lakes, N.J.  
MacDuffie School  
@bradcalipari  
@brad.calipari  
@bradcalipari



**13 JEMARL BAKER JR.**  
R-Freshman | Guard  
6-4 | 192  
Menifee, Calif.  
Eleanor Roosevelt  
@jemarlbakerjr  
@jemarlbakerjr



**14 TYLER HERRO**  
Freshman | Guard  
6-5 | 195  
Milwaukee  
Whitnall  
@raf\_tyler  
@nolimitherro



**21 ZAN PAYNE**  
Freshman | G/F  
6-4 | 240  
Lexington, Ky.  
Lexington Catholic  
@youngpayne2321  
@alexander.payne23



**22 REID TRAVIS**  
Graduate | Forward  
6-8 | 238  
Minneapolis  
Stanford University  
@2ReidTravis2  
@reid\_travis\_22



**23 EJ MONTGOMERY**  
Freshman | Forward  
6-10 | 225  
Fort Pierce, Fla.  
Wheeler  
@E\_Montgomery  
@\_mont23



**25 PJ WASHINGTON**  
Sophomore | Forward  
6-8 | 228  
Dallas  
Findlay Prep  
@PJWashington  
@pj\_washington



**JOHN CALIPARI**  
Head Coach  
10th Season  
@UKCoachCalipari  
@UKCoachCalipari  
@UKCoachCalipari



**KENNY PAYNE**  
Assoc. Head Coach  
Ninth season at UK  
Fifth season as associate HC



**TONY BARBEE**  
Assistant Coach  
Fifth season at UK  
Fourth season as assistant  
@CoachTonyBarbee



**JOEL JUSTUS**  
Assistant Coach  
Fifth season at UK  
Third season as assistant  
@UKCoachJustus  
@UKCoachJustus



**JOHN ROBIC**  
Special Assistant  
10th season at UK  
Third season as special asst.

## Pronunciation Guide

JEMARL Baker (Jamal)  
Brad/John CALIPARI (cal-uh-PEAR-ee)  
Ashton HAGANS (HAY-Gens)

## Roster

### ALPHABETICAL

NO.	NAME	Pos.	Ht.	Wt.	CL.	HOMETOWN (PREVIOUS SCHOOL)
13	Jemarl Baker Jr.	G	6-4	192	R-Fr.	Menifee, Calif. (Eleanor Roosevelt)
12	Brad Calipari	G	6-0	179	Jr.	Franklin Lakes, N.J. (MacDuffie School)
10	Jonny David	G	6-2	188	Sr.	Pittsburgh (Mt. Lebanon)
2	Ashton Hagans	G	6-3	192	Fr.	Cartersville, Ga. (Newton)
14	Tyler Herro	G	6-5	195	Fr.	Milwaukee (Whitnall)
3	Keldon Johnson	G	6-6	211	Fr.	South Hill, Va. (Oak Hill Academy)
23	EJ Montgomery	F	6-10	225	Fr.	Fort Pierce, Fla. (Wheeler)
21	Zan Payne	G/F	6-4	240	Fr.	Lexington, Ky. (Lexington Catholic)
5	Immanuel Quickley	G	6-3	185	Fr.	Havre de Grace, Md. (The John Carroll School)
4	Nick Richards	F	6-11	244	So.	Kingston, Jamaica (The Patrick School)
22	Reid Travis	F	6-8	238	Gr.	Minneapolis (Stanford University)
25	PJ Washington	F	6-8	228	So.	Dallas (Findlay Prep)

Head Coach: John Calipari (Clarion, 1982)

Associate Head Coach: Kenny Payne (Louisville, 2003)

Assistant Coaches: Tony Barbee (UMass, 1993)

Joel Justus (UNC Wilmington, 2004)

Special Asst. to the Head Coach: John Robic (Denison, 1986)

Assoc. AD/Basketball Operations: Chris Woolard (UCLA, 1997)

Director of Basketball Admin.: Will Barton (Kentucky, 2013)

Strength Coach: Robert Harris (Kentucky State, 2009)

Athletic Trainer: Chris Simmons (Memphis, 2002)

Equipment Manager: Mark Evans (Kentucky, 2013)

Recruiting Analyst: Brady Kennedy (Kentucky, 2016)



# POLLS, STATS, MEDIA INFO

## Weekly Media Schedule

all times ET unless indicated otherwise

11 Mon.	12 Tue.	13 Wed.	14 Thu.	15 Fri.	16 Sat.	17 Sun.
Media: 2 p.m.  Practice: 2:30 p.m.  John Calipari Show: 6 p.m.	vs. LSU ESPN   7 p.m.	Off day	Practice: 2:30 pm.  No media availability	Media: 2 p.m.  Practice: 2:30 p.m.	College GameDay ESPN   11 a.m.  vs. Tennessee ESPN   8 p.m.	Practice: 3:30 pm.  No media availability

### Communications & PR Staff



**Eric Lindsey**  
Director  
Cell - 859.619.0944  
Email - eric.lindsey@uky.edu



**Deb Moore**  
Associate Director  
Cell - 859.559.5781  
Email - deb.moore@uky.edu



**Jake Most**  
Assistant Director  
Cell - 516.996.3229  
Email - jake.most@uky.edu

### Media Information

#### CREDENTIAL REQUESTS

Requests for single-game credentials should be made as far in advance as possible and no later than five days prior to game day online at [sportssystem.com/Kentucky](http://sportssystem.com/Kentucky).

#### CREDENTIAL CRITERIA

The University of Kentucky's decision to issue credentials to a media outlet for the purposes of covering a UK basketball home or away event is determined by a variety of factors. They include the following:

- Amount of coverage given to Kentucky throughout the season
- Intention/ability to cover all 22 sports at Kentucky
- Distribution/size of publication: free, subscription, sale on newsstands, website traffic, etc.
- Radio or TV station program format and size of audience
- Length of existence of the publication, amount of original copy generated, number of full-time employees of the publication and the journalistic experience of the reporter(s)
- Attendance at Kentucky media sessions, including Olympic sport opportunities
- Space availability
- Professionalism, which includes but is not limited to conduct at games, press conferences, practices, on social media, etc.

The University of Kentucky has the right to revoke credentials under its own discretion.

#### INTERVIEW POLICIES-GENERAL

All interviews with University of Kentucky basketball players or staff members must be arranged through the Communications and public relations office. Media should never contact a player or coach directly.

The Wildcat Coal Lodge, dormitories, team locker rooms and other team quarters are private team areas. Media members are not permitted in these areas unless accompanied by appropriate university personnel.

#### PRACTICE/PRESS CONFERENCES

Other than announced excursions, UK basketball practices are closed to the media. UK will accept requests to attend practice. All requests must be made by 10 a.m. the day before the practice. In cases in which practices are open to the media, no cell phones are allowed in the practice facility.

Player interviews are conducted prior to practices the day before a game and will be available to all UK media in the Joe Craft Center lower-level lobby. UK will accept requests for player interviews, but they must be submitted 24 hours prior to the scheduled availability.

Coach John Calipari or an assistant coach will meet with members of the media immediately following player interviews in the lower level lobby of the Joe Craft Center.

Gameday shoot-arounds are closed to the media.

#### TELEPHONE PLAYER INTERVIEWS

Telephone interviews are available to the media on a call-back basis. Individual player and coach telephone numbers will not be given to members of the media.

Players are instructed not to conduct interviews when contacted directly by telephone. The communications and public relations office will arrange for telephone interviews at a time most convenient for the student-athlete.

Other special requests are handled on a case-by-case basis.

#### POSTGAME INTERVIEWS

Following each game, there is a cooling-off period, during which time the players shower and dress. Approximately 10 minutes after the game ends, Coach Calipari conducts his postgame press conference while a player is taken to the UK Sports Network.

Following Coach Calipari's press conference and the cooling-off period, selected UK players are brought to the media interview room.

### The Polls

#### Associated Press Top 25 Feb. 11

1. Tennessee (40)
2. Duke (24)
3. Gonzaga
4. Virginia
5. **Kentucky**
6. Michigan
7. Nevada
8. North Carolina
9. Houston
10. Marquette
11. Michigan State
12. Purdue
13. Villanova
14. Kansas
15. Texas Tech
16. Louisville
17. Florida State
18. Kansas State
19. LSU
20. Wisconsin
21. Iowa
22. Virginia Tech
23. Iowa State
24. Maryland
25. Buffalo

**Receiving Votes:** Cincinnati, Auburn, Wofford, Washington, Lipscomb, TCU, Texas, Clemson

#### USA Today Coaches Poll Feb. 11

1. Tennessee (30)
2. Duke (2)
3. Gonzaga
4. Virginia
5. **Kentucky**
6. Nevada
7. Michigan
8. North Carolina
9. Houston
10. Marquette
11. Purdue
12. Michigan State
13. Villanova
14. Kansas
15. Texas Tech
16. Virginia Tech
17. Iowa
18. Kansas State
19. Florida State
20. Louisville
21. LSU
22. Iowa State
23. Wisconsin
24. Buffalo
25. Maryland

**Receiving Votes:** Cincinnati, Mississippi State, Auburn, Washington, Furman, Wofford, Arizona State, North Texas, Texas, Hofstra, NC State, Ole Miss, Syracuse, Toledo

### SEC Standings (through games on Feb. 9)

Team	SEC Record	Overall Record	Games Back
Tennessee	10-0 (.1000)	22-1 (.957)	0.0
<b>Kentucky</b>	<b>9-1 (.900)</b>	<b>20-3 (.870)</b>	<b>1.0</b>
LSU	9-1 (.900)	19-4 (.826)	1.0
South Carolina	7-3 (.700)	12-11 (.522)	3.0
Alabama	6-4 (.600)	15-8 (.652)	4.0
Ole Miss	6-4 (.600)	16-7 (.696)	4.0
Arkansas	5-5 (.500)	14-9 (.609)	5.0
Auburn	5-5 (.500)	16-7 (.696)	5.0
Florida	4-6 (.400)	12-11 (.522)	6.0
Mississippi State	4-6 (.400)	16-7 (.696)	6.0
Missouri	2-8 (.200)	11-11 (.500)	8.0
Texas A&M	2-8 (.200)	9-13 (.409)	8.0
Georgia	1-9 (.100)	10-13 (.455)	9.0
Vanderbilt	0-10 (.000)	9-14 (.391)	10.0

### UK in the Rankings

#### Team Rankings (through games on Feb. 9)

Category	Stat	SEC [NCAA]
Scoring	78.7	4th [55th]
Scoring Defense	65.2	2nd [38th]
Scoring Margin	+13.5	3rd [18th]
Free Throw %	.748	4th [40th]
Field Goal %	.477	2nd [37th]
Field Goal % Def.	.406	2nd [40th]
3-Point FG %	.357	6th [118th]
3-Point FG % Def.	.357	13th [262nd]
Rebounding Off.	39.0	2nd
Rebounding Def.	29.2	1st
Rebounding Margin	+9.8	1st [3rd]
Blocks Per Game	5.0	T6th [16th]
Assists Per Game	14.2	6th [124th]
Steals Per Game	6.7	7th [131st]
Turnover Margin	+1.4	7th [111th]
Assist/TO Ratio	1.1	6th [122nd]
Off. Rebs. Per Game	12.4	3rd [39th]
Def. Rebs. Per Game	26.7	4th [78th]
Def. Rebound %	.743	1st
Off. Rebound %	.383	1st
3-Point FG Per Game	6.2	14th [312th]

### Individual Rankings

Category/Player	Stat	SEC [NCAA]
Assists Per Game/Hagans	4.5	7th [99th]
Asst. to TO Ratio/Hagans	1.8	6th [147th]
Def. Rebs. Per Game/Washington	5.4	T5th [137th]
Double-Doubles/Washington	7	3rd [67th]
Double-Doubles/Johnson	3	9th [243rd]
Field-Goal Pct./Washington	.513	3rd [98th]
Minutes Per Game/Herro	30.7	18th
Off. Rebs. Per Game/Washington	2.7	6th [100th]
Off. Rebs. Per Game/Travis	2.6	7th [108th]
Points Per Game/Washington	14.2	11th
Points Per Game/Johnson	13.9	T13th
Rebounds Per Game/Washington	8.0	4th [97th]
Rebounds Per Game/Travis	7.0	T10th [211th]
Steals Per Game/Hagans	2.2	2nd [27th]

### Upcoming in the SEC

#### Feb. 12-20

Contest	Time	TV Network
<b>Tuesday, Feb. 12</b> <b>LSU at Kentucky</b> Georgia at Texas A&M Alabama at Mississippi State Arkansas at Missouri	7 p.m. 7 p.m. 9 p.m. 9 p.m.	ESPN/2 SEC Network SEC Network SEC Network
<b>Wednesday, Feb. 13</b> South Carolina at Tennessee Ole Miss at Auburn Vanderbilt at Florida	6:30 p.m. 8:30 p.m. 9 p.m.	SEC Network SEC Network ESPN
<b>Saturday, Feb. 16</b> Auburn at Vanderbilt Texas A&M at South Carolina Florida at Alabama Missouri at Ole Miss LSU at Georgia <b>Tennessee at Kentucky</b> Mississippi State at Arkansas	Noon 1 p.m. 2 p.m. 3:30 p.m. 6 p.m. 8 p.m. 8:30 p.m.	ESPN/2/U SEC Network ESPN/2/U SEC Network SEC Network ESPN SEC Network
<b>Tuesday, Feb. 19</b> Vanderbilt at Tennessee Ole Miss at South Carolina Alabama at Texas A&M <b>Kentucky at Missouri</b>	7 p.m. 7 p.m. 9 p.m. 9 p.m.	TBA SEC Network SEC Network ESPN/2
<b>Wednesday, Feb. 13</b> Mississippi State at Georgia Florida at LSU Arkansas at Auburn	6:30 p.m. 7 p.m. 8:30 p.m.	SEC Network TBA SEC Network

All times Eastern





# NOTES

## Honoring the Cats

### Ashton Hagans

- Naismith Defensive Player of the Year Midseason Watch List
- SEC Freshman of the Week (Jan. 14)
- SEC Freshman of the Week (Dec. 24)

### Tyler Herro

- SEC Freshman of the Week (Jan. 21)
- USBWA Wayman Tisdale National Freshman of the Week (Jan. 2)
- NCAA.com National Player of the Week (Dec. 31)
- Bluegrass Sports Commission MVP of UK-Louisville Game (Dec. 29)
- SEC Freshman of the Week (Dec. 31)
- Jerry West Award Preseason Watch List

### Keldon Johnson

- Julius Erving Award Midseason Finalist
- SEC Freshman of the Week (Jan. 28)
- John R. Wooden Award Midseason Top 25
- SEC Freshman of the Week (Dec. 17)
- SEC Freshman of the Week (Nov. 26)
- John R. Wooden Award Preseason Top 50
- Citizen Naismith Trophy Early Season Watch List
- Julius Erving Award Preseason Watch List

### Nick Richards

- Kareem Abdul-Jabbar Award Preseason Watch List

### Reid Travis

- Senior CLASS Award Finalist
- Lute Olson Award Midseason Watch List
- John R. Wooden Award Preseason Top 50
- NABC Division I Player of the Year Watch List
- Citizen Naismith Trophy Early Season Watch List
- Preseason AP All-American Honorable Mention
- Preseason All-SEC First Team
- Karl Malone Award Preseason Watch List

### PJ Washington

- Karl Malone Award Midseason Finalist
- SEC Co-Player of the Week (Feb. 4)
- John R. Wooden Award Preseason Top 50
- NABC Division I Player of the Year Watch List
- Citizen Naismith Trophy Early Season Watch List
- Preseason All-SEC Second Team
- NBC Sports Preseason All-America Fourth Team
- Karl Malone Award Preseason Watch List

## Washington Leads No. 5 Cats Past Bulldogs in Starkville

STARKVILLE, Miss. - Kentucky coach John Calipari said he took a few moments following Saturday's game to praise his team for winning its 10th straight game thanks to some gritty plays in a difficult road environment.

Then the compliments ended. It was time for the truth.

"If you want me to tell you everything's all good, it isn't," Calipari said. "I went right down to each guy. Not mean, screaming or cussing. I wasn't. But you're here because you want me to keep it real. Well, this is real."

And the truth is that No. 5/5 Kentucky was fortunate to escape Humphrey Coliseum with a 71-67 victory over Mississippi State. The Wildcats let an 18-point lead early in the second half dwindle to just one possession with 1:18 remaining before a defensive stop in the final seconds sealed the win.

PJ Washington scored 23 points, Keldon Johnson added 13 and Tyler Herro had 12, including a crucial 3-pointer with three minutes left. Kentucky (20-3, 9-1 Southeastern Conference) hasn't lost since its conference opener against Alabama on Jan. 5.

The Wildcats looked like they might cruise to the win after Washington hit a 3-pointer early in the second half to give them a 49-31 lead. But Mississippi State responded with a huge run to pull within 51-50 on a pair of free throws by Quindary Weatherspoon with 8:41 left.

Washington and Ashton Hagans hit back-to-back layups to squash the Bulldogs' momentum. Mississippi State kept fighting and Weatherspoon made a free throw to cut Kentucky's advantage to 70-67 with 1:18 left.

But MSU came up empty on its final possession when Quindary Weatherspoon lost possession and Johnson came up with the loose ball.

"Once they made that run, we just had to come together even more, stay focused and stay together," Johnson said.

Washington scored at least 20 points for the fifth time in six games. The 6-foot-8 sophomore shot 9 of 13 from the field.

Mississippi State (16-7, 4-6) led 17-15 midway through the first half, but Herro nailed a contested 3-pointer to give Kentucky the lead. The Wildcats never trailed again, outscoring the Bulldogs 25-8 over the rest of the first half for a 40-25 halftime advantage.

- Kentucky's 10-game winning streak is its longest since winning 14 in a row late in the 2016-17 season

- It's the 19th in Calipari's career his teams have put together a winning streak of 10 or more, including seven at UK

- The Wildcats are limiting opponents to 58.9 points per game and 37.9 percent from the field during the winning streak

- UK leads the series with MSU 97-20 and has won 13 in a row vs. the Bulldogs, Kentucky's longest current winning streak vs. an SEC opponent

- Kentucky has won nine consecutive SEC games, its longest streak since sweeping the 18-game league schedule in 2014-15

- UK has won five straight road games, the longest road streak since sweeping the 10-game schedule in 2014-15

- The Wildcats are now 239-40 vs. Associated Press Top 25 unranked competition under Calipari

- Kentucky improved to 253-5 under Calipari when leading by at least 10 points at any point in the game

- UK was strong around the basket, leading the rebounding 35-28 and points in the paint 34-24. The Wildcats are 17-1 this season when winning or tying the rebounding and 17-2 when prevailing in the paint

- Washington now has a team-high seven 20-point games this season

- Reid Travis just missed out on a double-double with eight points and a game-high nine rebounds

- Hagans tied his career high with nine assists (previously set at home vs. MSU) and now has 17 straight games with at least three dimes

## 10 Games in a Row and Counting

The Wildcats are currently on a 10-game winning streak since dropping the Southeastern Conference opener at Alabama. During that time, UK has gone from a 10-3 team that was struggling on defense and falling towards the back end of the Associated Press Top 25 to a top-five team that's playing as well defensively as anyone in the country.

UK's 10-game winning streak is its longest since winning 14 consecutive games near the end of the 2016-17 season. Its nine-game winning streak in the league is its longest since sweeping the conference slate in 2014-15, as is its five consecutive road wins.

Of course, John Calipari's teams are no strangers to long winning streaks. Calipari's teams have posted 19 such streaks at Kentucky, Memphis and UMass of 10 or more consecutive wins, including seven at UK.

Calipari's teams have won 15 or more straight games nine times, 20 or more six times, 25 or more five times, and 30 or more one time. Of course, the most famous streak was the 38-0 start during the 2014-15 season.

1. 38 Kentucky, 2014-15	6. 24 Kentucky, 2011-12	T10. 14 UMass, 1991-92	<b>T16. 10 Kentucky, 2018-19</b>
2. 27 Memphis, 2008-09	7. 19 Kentucky, 2009-10	T12. 12 Memphis, 2007-08	T16. 10 Kentucky, 2010-11
T3. 26 Memphis, 2007-08	8. 16 UMass, 1994-95	T12. 12 Memphis, 2002-03	T16. 10 Memphis, 2001-02
T3. 26 UMass, 1995-96	9. 15 Memphis, 2005-06	T12. 12 UMass, 1992-93	T16. 10 UMass, 1993-94
5. 25 Memphis, 2006-07	T10. 14 Kentucky, 2016-17	15. 11 Memphis, 2003-04	

## Wildcats Eye Top Seed

If the season ended Feb. 9, Kentucky would be a No. 2 seed in the NCAA Tournament. At least that's what the Division I Men's Basketball Committee unveiled during the bracket reveal of the top 16 teams on Feb. 9.

UK was ranked the No. 5 overall team and a No. 2 seed alongside Michigan, North Carolina and Michigan State, in that order. The No. 1 seeds, in order of rank, were Duke, Tennessee, Virginia and Gonzaga.

Kentucky definitely has a shot at a No. 1 seed with plenty of opportunities ahead to strengthen its résumé, including two games vs. Tennessee, plus a strong profile to this point. UK checks in at No. 5 in the Feb. 11 NET rankings with a 7-2 record vs. quadrant one teams, including four of those victories away from home.

## Wildcats in the Middle of an Important Stretch

Already tasked with playing one of the toughest schedules in the country, Kentucky has an important stretch this week in search of its 49th Southeastern Conference regular-season championship.

The Wildcats will host LSU on Tuesday and Tennessee on Saturday in a stretch that could ultimately define the SEC race. LSU is ranked No. 19 in the Associated Press Top 25 and No. 21 in the USA Today Coaches' Poll and Tennessee checks in No. 1 in both, but more importantly, both are in a three-way race for the SEC lead.

Tennessee enters the week a game ahead of the Wildcats and Tigers with a perfect 10-0 record. But UK and LSU are right behind with a 9-1 mark.

The SEC picture could become a little clearer after this week or set up for an intense finish. Kentucky's path certainly won't be easy.

Of the eight remaining regular-season games, four are against opponents currently ranked or receiving votes in the AP Top 25. Of the four that are not ranked, two are on the road, so it won't get any easier for UK.

As the poll stands right now, Kentucky's 2018-19 scheduled features seven games vs. opponents in the AP Top 25.

The good news is UK has played some of its best basketball against its best competition, boasting a 4-1 record vs. teams that were ranked in the AP Top 25 at the time of the game.

That includes a three-game buzzsaw vs. then-No. 14/12 Auburn on the road and then-No. 22/22 Mississippi State and then-No. 9/10 Kansas at home in January that the Wildcats went 3-0 against. It marked the first time since the 2015 NCAA Tournament UK faced three consecutive foes ranked inside the Associated Press Top 25 and the first time in the regular season since the final three games of the 2005-06 regular season.

Kentucky has already faced the likes of Duke (Nov. 6) in Indianapolis in the State Farm Champions Classic, Seton Hall (Dec. 8) in Madison Square Garden in the Citi Hoops Classic, Utah (Dec. 15) in Rupp Arena, North Carolina (Dec. 22) in Chicago in the CBS Sports Classic and concluded December with a road game at Louisville (Dec. 29).

Five of UK's nonconference opponents played in the NCAA Tournament last season. According to a survey among NCAA schools, that's tied



## 2018-19 Lead-Deficit Comparison

Opponent	Biggest Lead	Biggest Deficit	Biggest Run	Changes	Ties	Led	Trailed	Result
vs. Duke	None	37 (2nd)	7-0	0	0	0:00	39:14	L, 118-84
S. ILLINOIS	12 (2nd)	8 (1st)	9-0	5	3	17:40	19:31	W, 71-59
N. DAKOTA	38 (2nd)	4 (1st)	15-0	5	2	35:45	1:32	W, 96-58
VMI	19 (2nd)	2 (1st)	12-0	8	6	31:53	2:20	W, 92-82
WINTHROP	26 (2nd)	1 (1st)	11-0	2	0	39:22	0:21	W, 87-74
TENNESSEE ST.	20 (2nd)	6 (1st)	11-0	3	2	29:28	8:45	W, 77-62
MONMOUTH	47 (2nd)	N/A	11-0	0	2	38:53	0:00	W, 90-44
UNCG	17 (2nd)	5 (1st)	10-0	5	5	16:52	19:45	W, 78-61
vs. Seton Hall	8 (1st)	4 (2nd)	8-0	13	11	24:19	7:40	L, 84-83 <sup>OT</sup>
UTAH	28 (2nd)	8 (1st)	13-0	2	2	33:21	5:06	W, 88-61
vs. N. Carolina	12 (2nd)	3 (1st)	5-0	2	4	35:33	2:53	W, 89-72
at Louisville	16 (2nd)	3 (1st)	11-0	3	3	36:24	1:09	W, 71-58
at Alabama	5 (1st)	11 (2nd)	10-0	10	9	10:10	25:49	L, 77-75
TEXAS A&M	14 (1st)	10 (1st)	13-0	1	0	30:13	8:09	W, 85-74
VANDERBILT	11 (2nd)	12 (1st)	7-0	1	2	18:48	19:52	W, 56-47
at Georgia	20 (2nd)	5 (1st)	11-0	3	3	30:52	6:14	W, 69-49
at Auburn	17 (2nd)	3 (1st)	11-0	7	7	32:25	4:17	W, 82-80
MISSISSIPPI ST.	21 (2nd)	4 (1st)	10-0	1	0	38:20	0:50	W, 76-55
KANSAS	10 (2nd)	10 (1st)	9-0	6	5	18:58	15:37	W, 71-63
at Vanderbilt	38 (2nd)	1 (1st)	14-0	4	1	37:19	1:22	W, 87-52
at Florida	11 (2nd)	11 (2nd)	14-0	7	4	7:17	31:25	W, 65-54
SOUTH CAROLINA	29 (2nd)	4 (1st)	10-0	7	5	29:53	8:01	W, 76-48
at Mississippi St.	18 (2nd)	2 (1st)	9-0	5	4	32:40	3:18	W, 71-67
LSU								
TENNESSEE								
at Missouri								
AUBURN								
ARKANSAS								
at Tennessee								
at Ole Miss								
FLORIDA								
<b>BIGGEST/MOST</b>	<b>47</b>	<b>37</b>	<b>15-0</b>	<b>13</b>	<b>11</b>	<b>39:22</b>	<b>39:14</b>	
<b>TOTALS</b>						<b>627:25</b>	<b>234:12</b>	

for the third most in the country.

And that's just the nonconference slate. The SEC featured eight teams in the NCAA Tournament a season ago and UK plays three of those teams twice. The league appears to be every bit as good as last season with three teams ranked in the AP Top 25 this week and another receiving votes. Three weeks ago, six teams were in the AP Top 25 for the first time since Jan. 21, 2003.

### Calipari Approaching Major Victory Milestones

With a 295-67 record as Kentucky's head coach since 2009-10, John Calipari in his 10th season is on the verge of two major milestones.

Up first is win No. 297, which would tie him with Joe B. Hall for the second-most wins in program history. He's also within five wins of No. 300 as Kentucky's head coach.

Having coached 362 games to date with the Wildcats, he's within striking distance of becoming one of the five fastest coaches to 300 wins at one program in NCAA history. Bill Self at Kansas won his 300th game in the fastest time span of 358 games. Adolph Rupp owns the mark at Kentucky. He achieved win No. 300 in just 366 career games.

### ESPN College GameDay Coming Back to UK

ESPN College GameDay is coming back to Kentucky for a second appearance this season, this time with a twist.

UK will host the popular preview show Feb. 16 for the highly anticipated Tennessee-Kentucky game with GameDay broadcasting live from historic Memorial Coliseum, the Wildcats' home from the 1950-51 season to 1975-76. It's the current home of Kentucky's women's basketball, volleyball and gymnastics teams.

Like the previous show, admission will be free and fans are encouraged to attend the event. Approximately 4,500 rabid fans showed up for the first one on Jan. 26 for the Kansas matchup, which UK won later that night, 71-63.

Seats for the show will be available on a first-come, first-served basis. Gates will open at 9:30 a.m. with the live show starting at 11 a.m. Other segments from the crew for other ESPN shows will be taped prior to 11.

Although Kentucky has been featured on GameDay multiple times in a season, never has it originated from Lexington twice in one season. It will mark just the second time the show has made stops at a school twice in a single season (North Carolina in 2017).

The appearance will also tie North Carolina and Duke for the most GameDay appearances with 18. This one, however, will be unique because of the setting.

With a classic rivalry game as its backdrop, GameDay – which features Rece Davis, Jay Bilas, Jay Williams and Seth Greenberg – will pay homage to the series' history by returning to an arena that hosted a number of UK-Tennessee classics over the years.

Later that night, Bilas, Dan Shulman and Maria Taylor will call the game from Rupp Arena at 8 p.m.

This is the 10th straight season Kentucky is making an appearance on ESPN College GameDay. UK won its first GameDay matchup three weeks ago vs. the Jayhawks. Although Williams notoriously picked Kansas while riding a horse to end the telecast, Kentucky proved him wrong thanks to double-doubles from PJ Washington, Reid Travis and Keldon Johnson.

UK's most memorable GameDay appearance was Feb. 13, 2010, when a record 22,144 fans attended the show in John Calipari's first season at Kentucky. That just so happens to be the only previous time GameDay has been on campus for a game between UK and Tennessee. The Wildcats won that matchup 73-62.

Kentucky has a 7-10 record in College GameDay appearances but has won its last two.

### Hold Them to 55 Points, 40 Percent

Defense has always been a recipe for success for the Wildcats under John Calipari. The special ingredient: 55 points. UK is a perfect 71-0 under Calipari when holding the opponent to 55 points or fewer, including 7-0 this season. The Wildcats are 166-7 (.960) under Calipari when limiting the opponent to 63 points or less. Kentucky's 61-59 loss to Tennessee in 2017-18 snapped a 60-game winning streak when holding the opponent to 63 or less.

Kentucky has also fared well when it keeps its opponents to less than a 40-percent field-goal clip from the floor. UK is 175-15 (.921) against opponents under Calipari when its field-goal percentage is 40 percent or lower.

This UK team has started to contribute to those stingy defensive numbers (see below) ...

### Defense Making the Difference

After some early-season struggles on the defensive end, this Kentucky team has found the look of John Calipari's past teams: stingy, physical and dominant.

UK's field-goal defense, 3-point defense, steals per game and – the most important defensive statistic -- points allowed per game have shown significant improvement in the 10-game winning streak, which has included wins over three ranked opponents, key road victories and against league foes near the top of the SEC standings.

Seven of the last nine opponents have been held to less than 40-percent shooting -- including five straight before Mississippi State shot 43.4 percent on Saturday -- which is almost always a recipe for success for Calipari's teams



NOTES

CATS IN THE NBA

At the beginning of the 2018-19 season, 31 former Wildcats were on an opening-day roster, more than any other school in the country. The following listing is as of opening day.

Name	Team
Bam Adebayo	Miami Heat
Eric Bledsoe	Milwaukee Bucks
Devin Booker	Phoenix Suns
Isaiah Briscoe	Orlando Magic
Willie Cauley-Stein	Sacramento Kings
DeMarcus Cousins	Golden State Warriors
Anthony Davis	New Orleans Pelicans
Hamido Diallo	Oklahoma City Thunder
De'Aaron Fox	Sacramento Kings
Wenyen Gabriel	Sacramento Kings
Shai Gilgeous-Alexander	Los Angeles Clippers
Andrew Harrison	Memphis Grizzlies
Enes Kanter	New York Knicks
Michael Kidd-Gilchrist	Charlotte Hornets
Brandon Knight	Phoenix Suns
Kevin Knox	New York Knicks
Skal Labissiere	Sacramento Kings
Trey Lyles	Denver Nuggets
Jodie Meeks	Milwaukee Bucks
Darius Miller	New Orleans Pelicans
Malik Monk	Charlotte Hornets
Jamal Murray	Denver Nuggets
Nerlens Noel	Oklahoma City Thunder
Patrick Patterson	Oklahoma City Thunder
Alex Poythress	Atlanta Hawks
Julius Randle	New Orleans Pelicans
Rajon Rondo	Los Angeles Lakers
Karl-Anthony Towns	Minnesota Timberwolves
Tyler Ulis	Chicago Bulls
Jarred Vanderbilt	Denver Nuggets
John Wall	Washington Wizards

Several former Wildcats are among the NBA league leaders in the major statistical categories. Stats are through Feb. 9. Former UK players are in **BOLD**.

<b>Points Per Game</b>
1. James Harden (Rockets) - 36.6
<b>2. Anthony Davis (Pelicans) - 29.0</b>
<b>13. Devin Booker (Suns) - 24.9</b>
<b>T15. Karl-Anthony Towns (Timberwolves) - 23.1</b>
<b>Rebounds Per Game</b>
1. Andre Drummond (Pistons) - 14.9
<b>4. Anthony Davis (Pelicans) - 13.3</b>
<b>9. Karl-Anthony Towns (Timberwolves) - 12.1</b>
<b>T13. Enes Kanter (Knicks) - 10.5</b>
<b>T19. Julius Randle (Lakers) - 9.2</b>
<b>Assists Per Game</b>
1. Russell Westbrook (Thunder) - 11.2
<b>9. De'Aaron Fox (Kings) - 7.1</b>
<b>11. Devin Booker (Suns) - 6.7</b>
<b>Blocks Per Game</b>
1. Myles Turner (Pacers) - 2.75
<b>2. Anthony Davis (Pelicans) - 2.56</b>
<b>10. Karl-Anthony Towns (Timberwolves) - 1.80</b>
<b>18. Nerlens Noel (Thunder) - 1.37</b>
<b>Steals Per Game</b>
1. Paul George (Thunder) - 2.31
<b>6. De'Aaron Fox (Kings) - 1.72</b>
<b>8. Anthony Davis (Pelicans) - 1.67</b>
<b>Field-Goal Percentage</b>
1. Rudy Gobert (Jazz) - .653
<b>17. Julius Randle (Pelicans) - .541</b>
<b>18. Willie Cauley-Stein (Kings) - .538</b>
<b>19. Enes Kanter (Knicks) - .536</b>
<b>Double-Doubles</b>
T1. Embiid/Gobert - 45
<b>8. Karl-Anthony Towns (Timberwolves) - 36</b>
<b>T9. Anthony Davis (Pelicans) - 33</b>
<b>15. Enes Kanter (Knicks) - 25</b>
<b>17. Julius Randle (Pelicans) - 23</b>

(see above note). The five straight games is the longest such streak of opponents being limited to 40 percent or less since the 2017-18 team concluded the season on a stretch of six such games.

Seven of the last nine opponents have also been limited to 63 points or less. The Wildcats delivered Mississippi State (in Rupp), Georgia, Vanderbilt (in Rupp) and South Carolina their season-low point totals. That included limiting two straight opponents to 50 points or less (47 to Vanderbilt and 49 to Georgia), the first time that's happened since Feb. 14, 2015 vs. South Carolina (43) and Feb. 17, 2015 against Tennessee (48). Prior to the game at Mississippi State, UK had held five straight opponents to 63 or fewer, the first time that's happened since the 2014-15 team held eight straight teams to 63 or less from Jan. 13-Feb. 7, 2015.

Against Kansas, UK held the Jayhawks to just 20 points in the paint, their lowest total in two seasons, according to ESPN Stats & Info. Kentucky limited Vanderbilt to 17 second-half points in the teams' first meeting and then limited the Commodores to just 15 first-half points on Jan. 29 in Nashville. It was the fewest first-half points the Cats allowed since UCLA scored seven in the first 20 minutes on Dec. 20, 2014.

Through games played on Feb. 9, Kentucky was one of only two teams (Lipscomb) in the country in the top 75 of KenPom. com's defensive metrics (effective field-goal percentage, turnover percentage, defensive rebounding percentage and free-throw rate).

Here's a snapshot of the recent defensive numbers:

	Record	Opp. FG%	Opp. 3FG%	Steals PG	Opp. PPG
First 13 games	10-3	42.6	38.4	6.6	70.0
Last 10 games	10-0	37.9	32.1	6.9	58.9

S-E-C! S-E-C! S-E-C!

Kentucky has the unquestionable reputation as the league's gold standard. Since the SEC's inception in 1932-33, the Wildcats have been the most dominant team in the league, recording a 991-279 mark (.780) in regular-season conference play. Only two other teams have won more than 700 regular-season SEC games (Alabama and Tennessee), and no other team has a better winning percentage.

- Kentucky has averaged 11.6 wins and only 3.3 losses per season in 85 seasons in the SEC
- UK has won 48 SEC titles and 31 SEC Tournament championships
- The Wildcats have won 16 of the last 26 SEC Tournament titles
- Kentucky has won at least a share of five of the last nine SEC regular-season championships under head coach John Calipari
- UK has played in the championship game of the SEC Tournament in eight of Calipari's nine seasons, winning the tournament six times, including each of the last four
- Eight teams made the 2018 NCAA Tournament field, the second most of any league in the country and a new conference record. The league went 8-8
- Three teams from the SEC rank in the Feb. 11 Associated Press Top 25 with another receiving votes. Three weeks ago, the SEC had six teams in the AP Top 25, the most since the league had six on Jan. 21, 2003
- Eight SEC schools rank in the top 50 of the NCAA's Feb. 10 NET rankings
- The SEC's .747 winning percentage entering league play was its second-best winning percentage in the last 10 years, behind only last season's .763 mark

Washington Playing 'as Good as Anybody'

PJ Washington has shown the ability to be a very good college player. He's also shown the ability to be an elite, first-round NBA Draft type of player. It's that difference -- from good to great -- that has John Calipari wanting more from his sophomore forward.

And he's been getting it of late from Washington, who is playing as well as anybody in the country. Over the last six games, Washington is averaging 20.8 points, 8.5 rebounds, 1.3 blocks, 1.2 assists and 1.0 steals per game. He's shooting 51.7 percent from the floor and 55.0 percent from long range, making 11 3s. Furthermore, he's connecting on 73.3 percent of his foul shots with an average of 5.0 trips a game.

During Southeastern Conference action, he is UK's leader in points per game at 15.5 to go along with 7.3 rebounds a game. It started in a big win over No. 22/22 Mississippi State in Rupp Arena. Washington had a game-high 21 points, which included making a trio of 3s. He also added six boards and a career-high-tying four rejections. He followed that up with 20 points and 13 rebounds vs. No. 9/10 Kansas marking the first back-to-back 20-point scoring efforts of his career.

Washington's dominating stretch continued with an impressive 26-point, 12-rebound, three-steal, two-assist game on the road at Vanderbilt, followed by 15 points and 12 rebounds in a starring comeback role at Florida. He became the first UK player to post consecutive 20-10 games (vs. Kansas and at Vanderbilt) since Julius Randle had three straight in November 2013 and

Measurables



Top Wing Span	Top Vertical	Top Hand Width
1. Nick Richards - 7'5"	1. Immanuel Quickley - 37.0"	1. Nick Richards - 10.5"
2. PJ Washington - 7'3"	T2. Johnson/Richards/ Washington - 36.50"	2. PJ Washington - 10.25"
3. Reid Travis - 7'0.25"	5. Ashton Hagans - 36.0"	3. EJ Montgomery - 10.0"
4. EJ Montgomery - 6'11.5"	6. Reid Travis - 35.5"	4. Ashton Hagans - 9.75"
5. Keldon Johnson - 6'8.75"		5. Jemarl Baker Jr. - 9.25"





he's the first player with three straight double-doubles since Randle did it in March 2014. He posted his fifth 20-point game in his last six outings with a game-high 23 at Mississippi State.

Earlier this season vs. Seton Hall, Washington scored a career-high 29 points to go along with 12 rebounds, a career-high-tying four blocks and four assists. Washington ignited the Wildcats early, was Kentucky's go-to player late in the game with 16 of the Wildcats' final 33 points in regulation and overtime, and was clutch at the free-throw line, making a career-best 12 of 13 from the charity stripe.

Then vs. No. 9/10 North Carolina, Washington put his full arsenal of skills on display with a memorable all-around performance. He posted 11 points, 10 rebounds and a career-high 8.0 rebounds while shooting 51.3 percent from the floor. He's also posting 1.8 assists and 1.1 blocks per game and leads the team with seven double-doubles.

All told, Washington is averaging a team-best 14.2 points on the season and a team-high 8.0 rebounds while shooting 51.3 percent from the floor. He's also posting 1.8 assists and 1.1 blocks per game and leads the team with seven double-doubles.

A year after hitting just five 3s in 37 games at a 23.8-percent rate, he's already drained 22 this season in just 23 games and is making them at a 44.9-percent clip. He's 13 of 23 (56.5 percent) over his last eight games.

Earlier this season, Washington had an equally impressive three-game stretch vs. North Dakota, VMI and Winthrop in which he averaged 21.0 points, 12.0 rebounds and 2.7 assists. Included in that stretch was a 25-point game that featured a career-best four 3-pointers, back-to-back double-doubles and a career-high 18-rebound game against VMI.

Here's the catch: If Washington can display dominating performances like those, he should be doing it every game, his coach believes.

"I think when he plays at a different pace, a different level of intensity, a different level of bouncing and alertness, I'm telling you, he's as good as anybody in the country," Calipari said following Washington's performance vs. Kansas. "He is. When he doesn't, he's OK. He's just OK. So that becomes, what do you want? And then when you play that way ... that's when you become special."

Even after he scored 23 points at Mississippi State, Calipari wasn't satisfied with Washington's game because he expects a more all-around game (he only added three rebounds) from someone who he calls the "best player in the country."

## And the Award Goes to ... Kentucky!

As John Calipari's team has dominated the Southeastern Conference during his tenure, so too have his players.

PJ Washington became the fourth different player to win a weekly honor this season when he won SEC Player of the Week on Feb. 4, although the first to win one other than freshman of the week. He's also UK's first SEC Player of the Week honoree since Isaiah Briscoe took home the award in January of 2017.

Kentucky has won more weekly SEC honors (97) than any other school during the Calipari era, including 78 SEC Freshman of the Week honors and 19 SEC Player of the Week awards.

A UK player has been named one of the weekly winners a league-leading eight times. In addition to Washington, Keldon Johnson has won Freshman of the Week three times, while

Tyler Herro and Ashton Hagans have each won it twice.

## Hagans' Defense-First Mentality Making History

Ultimately the game of basketball is about who can score the most points, but if John Calipari was to write down some of the most important things that affect a basketball game, scoring would not be near the top of the list.

No player has had a bigger impact than Ashton Hagans doing the "other" things, especially defensively. Embracing his role as a defensive stopper, he has underscored the notion that there are other ways to affect the game than just scoring the ball.

Consider this: He's averaging 7.3 points on the season, but he's been one of the most important players in Kentucky's improved play because of his defensive talents. Take, for example, the North Carolina win. Hagans scored seven points, but his fingerprints were all over the outcome, especially on the defensive end, where he tied a school record with eight steals (previously set by Wayne Turner on Nov. 24, 1997, vs. George Washington and Rajon Rondo on Feb. 19, 2005, vs. Mississippi State).

UNC head coach and Hall of Famer Roy Williams said it best: "Ashton Hagans is 2 for 6, seven points, and I thought in some ways he was more dominating in the game than anybody."

In some ways, it was reminiscent of Anthony Davis' 2012 national championship game performance. In that game, Davis made just 1 of 10 shots but was the most dominant player on the floor because of what he did defensively. He blocked six shots, came up with three steals and grabbed 16 rebounds en route to Final Four Most Outstanding Player honors.

Hagans' 2.2 steals per game is ranked second in the Southeastern Conference and second nationally among all freshmen. His steal rate per 40 minutes is 3.3 for the season.

Prior to a two-steal night against Mississippi State at home, Hagans had corralled at least three steals in seven straight games. He's believed to be the only player in school history with such a streak (since steals became an official NCAA statistic in 1985-86). According to STATS, he was the first major-conference freshman with three or more steals in seven or more straight games since Wake Forest's Chris Paul did it 10 straight games in the 2003-04 season.

It's still early in the season but Hagans has entered himself in the conversation for the most steals in single-season school history. Rajon Rondo owns the record with 87 steals in 2004-05. Through 24 games that season, Rondo had 63 steals. Hagans has 51 to this point, but Rondo only played in 34 games that season.

And it's worth noting that as Hagans' defensive stock has been on the rise, his offensive numbers have followed. He's scored seven or more points in 11 of the last 17 games, including back-to-back-to-back career-high scoring days vs. Louisville (11), Alabama (12) and Texas A&M (18), followed by a 15-point effort vs. Vanderbilt. Hagans then topped it with a career-high 23-point effort in his homecoming on the road at Georgia.

In addition to his scoring output, he's also dished out three or more assists in all 17 and recently became the first UK player since Tyler Ulis in 2015-16 to register four straight games with six or more assists in games against No. 14/12 Auburn, No. 22/22 Mississippi State, No. 9/10 Kansas and at Vanderbilt. Ulis had a stretch of eight straight games with six or more assists.

## UK's Record vs. AP Ranked Opponents and as an AP Ranked Opponent Under Cal

Kentucky (RK)	Opponent Rank																											
	1	2	3	4	5	6	7	8	9	10	11	12	13	14	15	16	17	18	19	20	21	22	23	24	25	RV	NR	TOTAL
1	-	0-1	0-1	1-0	2-0	2-0	-	2-0	1-0	-	0-1	-	-	-	-	2-0	1-0	1-0	-	1-0	3-0	1-0	-	-	-	6-2	46-2	69-7
2	-	-	-	0-1	1-0	0-1	-	-	-	-	-	1-0	1-0	-	1-0	-	1-0	-	0-1	-	-	-	-	-	-	4-0	23-0	32-3
3	-	-	-	1-0	-	-	-	-	0-1	-	-	1-0	-	-	-	-	-	-	-	0-1	-	-	-	-	-	1-0	17-0	20-2
4	-	0-1	-	-	-	-	-	-	-	-	-	-	-	1-0	-	-	-	-	-	-	-	-	-	-	1-0	1-0	6-2	9-3
5	-	-	-	-	-	0-1	-	-	-	1-0	-	-	-	-	-	-	-	-	-	-	-	-	-	1-0	-	1-0	9-0	12-1
6	-	-	-	-	-	-	1-0	1-0	-	0-1	-	-	-	-	-	-	-	-	1-0	-	-	-	-	-	-	1-0	6-0	10-1
7	-	-	-	0-1	-	-	-	-	-	-	-	-	-	-	-	-	-	-	-	-	-	-	-	-	-	-	4-1	4-2
8	-	-	-	-	-	-	-	-	1-0	-	-	-	1-0	-	-	-	-	-	-	-	-	1-0	-	0-1	-	2-3	11-0	16-4
9	-	-	-	-	-	-	-	-	-	-	-	-	-	-	-	-	-	-	-	-	-	-	-	-	-	-	3-2	3-2
10	-	-	-	-	-	-	-	-	-	-	-	-	-	0-1	-	-	-	-	-	-	-	-	-	-	-	0-3	10-1	10-5
11	1-0	-	-	-	-	-	1-0	-	0-1	-	-	-	1-0	-	-	-	-	0-1	-	-	-	2-0	-	-	-	-	6-1	11-3
12	-	-	-	-	-	-	-	-	-	-	-	-	-	1-0	-	1-0	-	-	-	-	-	-	-	-	-	1-0	2-1	5-1
13	-	-	-	-	-	-	-	-	-	-	-	-	-	-	-	-	-	-	-	-	-	-	-	-	-	-	6-2	6-2
14	-	-	0-1	-	-	-	-	-	-	-	-	-	-	-	-	-	-	-	-	-	-	-	-	-	-	1-1	7-1	8-3
15	-	-	-	-	-	-	-	-	-	-	-	1-0	-	-	-	-	-	-	-	-	-	-	-	-	-	1-0	3-0	5-0
16	-	-	-	-	-	-	-	-	-	-	-	-	-	-	-	-	1-0	-	-	-	-	-	-	-	-	2-0	4-1	7-1
17	-	-	-	-	-	-	-	-	-	-	-	-	-	-	-	-	-	-	-	-	-	-	1-1	-	-	-	3-2	4-3
18	-	-	-	-	-	-	-	-	-	-	-	-	-	-	-	-	-	-	-	-	-	-	0-1	-	-	3-2	6-2	9-4
19	-	-	-	1-0	-	-	-	-	1-0	-	-	-	-	-	-	-	-	-	-	-	-	-	-	-	-	-	2-0	4-0
20	-	-	-	0-1	-	-	-	-	-	-	-	-	-	-	-	-	-	-	-	-	1-0	-	-	-	-	-	3-1	4-2
21	-	-	-	-	-	-	-	-	-	-	-	-	-	-	-	-	-	-	-	-	-	-	-	-	-	1-0	2-1	3-1
22	-	-	-	-	-	-	-	-	-	-	-	-	1-0	-	-	-	-	-	-	-	-	-	-	-	-	1-0	5-1	7-1
23	-	-	-	-	-	-	-	-	-	-	-	-	-	-	-	-	-	-	-	-	-	-	-	-	-	0-1	3-0	3-1
24	-	-	-	-	-	-	-	-	-	-	-	-	-	-	0-1	-	-	-	-	-	-	-	-	-	-	-	0-1	0-2
25	0-1	-	-	-	-	-	0-1	-	-	-	-	-	-	-	-	-	-	-	-	-	-	-	-	-	-	-	1-1	1-3
RV	0-1	1-0	-	-	1-0	-	2-0	-	-	0-1	-	1-0	1-0	-	-	-	-	0-1	-	-	-	-	-	-	-	-	-	6-3
NR	-	-	-	0-1	-	-	-	-	-	-	1-0	-	-	-	-	1-0	-	-	-	-	-	-	-	-	-	-	-	2-1
TOTAL	1-2	1-2	0-2	3-4	4-1	2-1	4-1	3-0	3-2	1-2	1-1	4-0	5-0	2-1	1-1	4-0	3-0	1-2	1-1	1-1	4-0	4-0	1-2	1-1	1-0	Total	270-61	
																										Total	56-27	



# NOTES

## Points Per Possession

Game	Off. PPP	Def. PPP
vs. Duke	1.02	1.44
SOUTHERN ILLINOIS	1.04	0.87
NORTH DAKOTA	1.35	0.82
VMI	1.31	1.17
WINTHROP	1.10	0.94
TENNESSEE STATE	1.07	0.86
MONMOUTH	1.30	0.64
UNC GREENSBORO	1.10	0.86
vs. Seton Hall	1.06	1.08
UTAH	1.40	0.97
vs. North Carolina	0.96	0.87
at Louisville	1.15	0.94
at Alabama	0.96	0.99
TEXAS A&M	1.16	1.01
VANDERBILT	1.00	0.84
at Georgia	1.06	0.75
at Auburn	1.19	1.16
MISSISSIPPI STATE	1.09	0.79
KANSAS	1.04	0.93
at Vanderbilt	1.32	0.79
at Florida	1.03	0.86
SOUTH CAROLINA	1.12	0.71
at Mississippi State	1.13	1.06
LSU		
TENNESSEE		
at Missouri		
AUBURN		
ARKANSAS		
at Tennessee		
at Ole Miss		
FLORIDA		

## Overall

UK offensive high - 1.40 vs. UTAH
UK offensive low - 0.96, twice, last at Alabama
Kentucky SEC offensive high - 1.32 at Vanderbilt
Kentucky SEC offensive low - 0.96 at Alabama
Kentucky postseason high -
Kentucky postseason low -
Opponent offensive high - 1.44 vs. Duke
Opponent offensive low - 0.64 vs. MONMOUTH
Opponent SEC offensive high - 1.16 at Auburn
Opponent SEC offensive low - 0.71 S. CAROLINA
Opponent postseason high -
Opponent postseason low -

## Clutch Free Throws

Free-throw totals during a single-digit game with 5:00 to play or OT:	
Player	FTs (Pct.)
Quade Green	4-4 (1.000)
Tyler Herro	6-7 (.857)
Immanuel Quickley	9-11 (.818)
Reid Travis	5-7 (.714)
Keldon Johnson	7-10 (.700)
Ashton Hagans	10-15 (.667)
PJ Washington	12-19 (.632)
Nick Richards	1-2 (.500)
EJ Montgomery	0-1 (.000)
Kentucky	54-76 (.711)

## Super Herro

Tyler Herro has been one of Kentucky's best scorers this season but he's been especially good on the road.

The freshman guard is averaging a team-best 15.9 points on 53.2-percent shooting and 45.2 percent from behind the arc in Kentucky's seven true road games.

"I just like hitting big shots against people who don't like us," Herro said after going for 20 points with some big-time makes late in the game at Auburn.

Apparently so. He scored 15 points after halftime on 5-of-7 shooting in the win at Auburn. He was a perfect 5 of 5 at the free-throw line, including the game-winning free throws in the final seconds of the game.

His latest effort was a 12-point game at Mississippi State that included two 3-pointers and one very big shot. With Kentucky clinging to a four-point lead after a furious MSU comeback, Herro curled off a screen and hit a 3-pointer with a man in his face with 2:59 left in the game.

Said John Calipari: "That was a dagger." Herro has scored at least 12 points in all seven away games and is one of just four players in the country and the only freshman averaging at least 15.0 points on the road while shooting at least 50 percent from the field, 40 percent from 3-point range and 90 percent from the free-throw line.

Overall, Herro is averaging 13.3 points per game with a team-best 38 3-pointers and a team-high 91.8-percent free-throw clip. He's made his last 28 foul shots.

He's also turned into a very reliable defender with 24 steals and is an underrated rebounder with 4.2 boards per game.

Herro's breakthrough performance came in the form of a career-high 24-point effort on the road at Louisville, which marked the second-most points ever by a UK freshman against its archrival. He was named the Bluegrass Sports Commission's MVP of the game and then went on to win the USBWA Wayman Tisdale's National Freshman of the Week honor. NCAA.com named him its national player of the week, and he took home SEC Freshman of the Week accolades.

## Travis a Finalist for Senior CLASS Award

Reid Travis is one of 30 candidates for the Senior CLASS Award the organization announced. Honoring student-athletes who excel both on and off the court, the candidates must be classified as an NCAA Division I senior and have notable achievements in four areas of excellence in community, classroom, character and competition to be eligible for the award.

An acronym for Celebrating Loyalty and Achievement for Staying in School, the Senior CLASS Award focuses on the total student-athlete and encourages students to use their platform in athletics to make a positive impact as leaders in their communities.

Ten finalists will be named in February and placed on the official ballot for a nationwide vote from fans, coaches and media. The winner will be announced during the 2019 NCAA Men's Final Four in Minneapolis in April.

Travis graduated from Stanford University in June with a degree in science, technology and society before transferring to Kentucky as a graduate student this summer. He is enrolled in UK's master's program in health promotion with an emphasis in sport leadership. Travis is intrigued by career aspirations in technology entrepreneurship after his time in Silicon Valley.

While at Stanford, he served the Ronald McDonald house once a month, interacting with families and serving dinner. The Cardinal became close with one particular patient, Ty from Lake Tahoe, and the squad adopted him as a member of their team. Ty spent time at practices and games while getting treatment at Stanford. Additionally, Travis has been a mainstay as a volunteer alongside his mom, Jacqueline, at their hometown church in Minneapolis. He's assisted her with setups and the organization of various meals and mass preparation.

While at Kentucky, he helps oversee the execution of UK's God's Pantry initiative as a part of his "Good Deeds" project. He is a part of the organization of stuffing bagged lunches and deliveries to local elementary schools. The entire team participated in Samaritan's Feet in the Bahamas and worked with the Salvation Army at Thanksgiving.

On the court, he is a two-time First Team All-Pac 12 selection. He was named to the National Association of Basketball Coaches All-District First Team and the U.S. Basketball Writers Association All-District team a season ago. Travis capped his career with the Cardinal having become one of just three players in program history to amass at least 1,400 career points and 700 rebounds in fewer than 100 games played. He ranked third in the Pac-12 in both scoring

(19.5 points per game) and rebounding (8.7 rebounds per game) while scoring in double-figures in all but one game.

This season, Travis is averaging 11.7 points and 7.0 rebounds per game for the 20-3 Wildcats. He's connecting on 52.2 percent of his field goals -- the best mark on the team of players with 60 or more shot attempts -- and 72.5 percent of his free throws. He's blocked 18 shots, already the most he's had in a single season during his career.

Travis has been at his best against the best. He's averaging 16.4 points and 9.0 rebounds in Kentucky's five games vs. Associated Press Top 25 opponents.

## Big-Game Cal, Cats

John Calipari's teams aren't just good against the best teams in the country, they're great. Not only does Kentucky have a 56-27 record (.675) vs. Associated Press Top 25 teams, UK is 5-4 when both teams are ranked in the AP top five under Calipari.

All-time, Calipari is 11-8 when both teams are ranked in the AP top five. When both teams are ranked in the AP Top 25, Calipari's all-time record is 79-50, including a 48-23 mark at Kentucky. When both are ranked in the top 10 he has a 25-16 record, including 14-9 at UK.

Dating back to last season's Southeastern Conference Tournament championship game, the Wildcats have won five of their last six matchups when both opponents are ranked.

In terms of this season alone, Kentucky has answered the bell of big-time showdowns after an early-season lesson vs. Duke. Since that season-opening loss to the Blue Devils, UK has won its last four games vs. AP Top 25 teams -- its best streak since winning eight straight during the 2014-15 season.

The 3-for-3 run vs. ranked opponents Auburn, Mississippi State and Kansas is the first time that's happened since the 2015 NCAA Tournament and the first time in the regular season since January 2004.

Three players in particular have stepped up in the top-25 matchups. Below are their averages in UK's five games vs. AP Top 25 opponents:

- Keldon Johnson - 17.6 points per game, 5.0 rebounds per game, 56.4 FG pct., 50.0 3-point FG pct.
- Reid Travis - 16.5 ppg, 9.0 rpg, 55.3 FG pct.
- PJ Washington - 14.6 ppg, 7.6 rpg, 50.0 FG pct.

## Taking Care of Business

Kentucky's 56-27 record vs. opponents ranked in the Associated Press Top 25 in John Calipari's tenure is impressive, but the Wildcats' ability to beat all-comers can't be overlooked. Under Calipari, UK is 239-40 vs. unranked competition, an .857 winning percentage.

## Johnson Mr. Consistent

Arguably the most dangerous component of this Kentucky team is UK's depth and number of options to attack opponents. Just about any player can go for 20 or more points on any given night.

Take, for instance, PJ Washington, who already has three games of 25 or more points. Then there's Reid Travis, who has scored more than 1,600 career points. Or Tyler Herro, who can catch fire and throw up a big number in the blink of an eye.

During the first half of the season, as Kentucky searched for an identity, Keldon Johnson was UK's most consistent scorer.

That Johnson is second in scoring at 13.9 points per game isn't a surprise; but it's been his consistency and his efficiency that has been most impressive.

He's scored in double figures in all but five games (and in three of the five he had nine points), and has scored 20 or more in five games this season.

More importantly, he's experiencing success without shooting a ton of balls or doing so at an inefficient rate. He's making 48.2 percent and he's become one of Kentucky's most consistent 3-point shooters with a 40.5-percent clip.

The ability to make the 3-ball after a slow start has elevated Johnson's game to another level. After making just six of his first 19 attempts over the first eight games, he's made 26 in the 15 games since.

As of Feb. 9, Johnson is the only freshman in the country averaging at least 13.9 points per game, shooting at least 48 percent from the field, at least 40 percent from 3-point range and made at least 30 3s.

Johnson has been particularly good in Kentucky's biggest games this season. He's averaging 17.6 points per game on 56.4-percent shooting and 50.0 percent from behind the arc, in addition to 5.0 rebounds per game in UK's five matchups with Associated Press Top 25 foes.





## Cats Cleaning the Glass

Although this Kentucky team isn't quite as long in the frontcourt as some of John Calipari's more recent teams, it has rebounded the ball in dominating fashion this season and the proof is in the numbers.

UK has corralled 285 offensive rebounds on the season and snared 18 or more offensive rebounds against Southern Illinois, North Dakota, VMI and South Carolina. The Cats have hauled in double-digit offensive rebounds in 16 of 23 games (69.6 percent).

That rate has propelled the Wildcats to fourth in KenPom.com's rankings for offensive rebounding percentage at 38.3 percent (through games on Feb. 9). The advantage on the offensive glass has enabled the Wildcats to average 11.3 second-chance points per game.

Prior to the Utah game, Kentucky had outrebounded eight consecutive opponents by a combined 138 rebounds, an average of plus-17.3 per game. It was the best eight-game stretch under Calipari. For the season, UK is plus-226. The 9.8 per game rebounding margin ranks third in the country (through games on Feb. 9).

Three Wildcats are averaging 5.3 rebounds or more per game, but sophomore PJ Washington has led the way with 8.0 boards per game. He's grabbed seven or more rebounds in 16 games with seven double-figure games (all resulting in double-doubles).

Washington grabbed a career-high 18 boards in the win over VMI with seven offensive boards and 11 on the defensive end.

The remarkable thing is Washington's 18-rebound game isn't even the best of the season. Against Southern Illinois, Nick Richards gobbled up a career-high 19 rebounds -- exactly what SIU totaled as a team -- to help lift Kentucky to a plus-29 margin on the boards. According to Big Blue History, a comprehensive fan website, it's the first time in school history a UK player has recorded as many rebounds as the opponent.

Richards had nine boards on the offensive end vs. SIU -- tied for the most in the Calipari era -- and 10 on the defensive end. The 19 total boards were the most by a Wildcat since Michael Kidd-Gilchrist had 19 in a win over Louisville on Dec. 31, 2011.

The two games by Washington and Richards marked the first time since the 2011-12 season that two different Wildcats have hauled in 18 or more in the same season. Kidd-Gilchrist (19 vs. Louisville) and Anthony Davis (18 vs. Chattanooga on Dec. 17, 2011) were the last tandem to turn the trick.

## Taking Advantage of Free Points

One of Kentucky's strengths this season has been its success at the free-throw line. UK is earning 22.4 percent of its points at the charity stripe and connecting at a 74.8-percent rate. Kentucky's free-throw rate is ranked 23rd in the country, according to KenPom.com (through games on Feb. 9), while its make percentage is 40th in the nation.

Five players are shooting 72.5 percent or better, led by freshman Tyler Herro's 91.8 percent.

Kentucky's strong performance at the line isn't relegated to its success rate of makes, but also the frequency in which the Cats are getting to the line and the number of makes per game. Through 23 games, Kentucky is traveling to the line an average of 23.6 times a game. The Wildcats are making an average of 17.7 a game. The opposition is averaging 10.4 makes on an average of 15.3 trips a game.

John Calipari's best free-throw shooting team at Kentucky shot 72.6 percent in 2014-15. The 2013-14 squad averaged the most trips (28.7) and makes (19.5) per game under Calipari's tutelage. UK's current free-throw percentage of .748 would be the highest since the 2008-09 team shot at a 77.3-percent clip.

## Cats Not Counting on the Long Ball

While Kentucky has struggled to defend the 3, it hasn't relied on it offensively even though John Calipari think this could be his best 3-point shooting team at Kentucky.

UK is generating just 23.5 percent of its points from 3-pointers, ranked 335th in the country, according to KenPom.com (through games on Feb. 9). Although Calipari believes this is one of his best 3-pointer shooting teams, he's also called this more of a post-up team, and the numbers show it, as UK is taking just 17.3 3-point attempts per game.

But, it should be noted that while the numbers are low compared to the rest of the country, they're about the norm for Calipari's past Kentucky teams. There's an old expression in basketball that you live by the 3 or die by the 3, but UK has generally done neither under Calipari.

In fact, the Wildcats' 3-point field-goal attempt percentage of 30.1 percent is about average for Calipari's previous Kentucky teams, as is the make percentage of .357 (see numbers

below).

Calipari would like to see his teams take between 20 to 24 3-point attempts per game, which UK has done six times this season but just once in the first eight games.

Year	Pct. of Attempts that were 3s	3-Point FG Pct.
2009-10:	.313	.331 (lowest)
2010-11:	.324 (highest)	.397 (highest)
2011-12:	.265	.378
2012-13:	.293	.346
2013-14:	.276	.332
2014-15:	.271	.349
2015-16:	.310	.366
2016-17:	.316	.353
2017-18:	.258 (lowest)	.357
2018-19:	.301	.357

## Cats 3-Point Defense Returning to the Norm

John Calipari-coached teams are typically among the best in the country at defending the 3-point shot.

Dating back to 2008-09 (the first season the NCAA has 3-point field-goal percentage defense statistics readily available), Calipari's last 10 teams (including his 2008-09 Memphis squad) have ranked in the top 100 in all but one season in 3-point field-goal percentage defense. Three of those have ranked in the top 10 and not a single team allowed opponents to shoot better than 32.6 percent from behind the arc.

As a matter of fact, if one factors in Calipari's teams at UK, Memphis and UMass, only two teams have ever allowed the opposition to shoot better than 35.0 percent for a season and 14 of his prior 26 teams limited the opposition to 32.0 percent or less.

It was a different story for the early part of the season.

Punctuated by VMI's historic 3-point display in the middle of November, a performance that included 19 3-pointers -- the most ever by a Kentucky opponent -- and 10 by Bubba Parham, opponents are making 35.4 percent of their long-range shots against UK and making 7.9 3-point field goals per game.

Winthrop followed the historic VMI performance with 13-pointers of its own, and after a three-game improvement vs. Tennessee State, Monmouth and UNC Greensboro, Seton Hall hit 11. Six Kentucky opponents have hit 10 or more 3-pointers this season.

However, the Wildcats have made major improvements lately as the entire defense has improved.

UK's 3-point field-goal percentage defense vs. Southeastern Conference opponents dips all the way down to 32.6 percent.

Although six Kentucky opponents have hit 10 or more 3-pointers vs. UK this season, it's only happened twice in the last 14 games after happening four times in the first nine. As a matter of fact, six of the last nine opponents have hit seven or fewer 3-pointers.

## Always Efficient

According to Ken Pomeroy's calculations on kenpom.com, UK's teams under John Calipari have consistently ranked among the most efficient teams in the country per possession.

Year	Offense (Rank)	Defense (Rank)	Overall
2019	116.3 (17)	88.8 (8)	7th
2018	115.8 (24)	95.4 (22)	17th
2017	119.1 (12)	91.4 (7)	4th
2016	120.4 (5)	98.0 (53)	6th
2015	119.3 (5)	86.5 (2)	1st
2014	117.6 (10)	96.9 (41)	11th
2013	108.8 (42)	99.1 (129)	42nd
2012	122.9 (2)	88.2 (9)	1st
2011	118.1 (7)	90.4 (15)	6th
2010	116.1 (15)	86.2 (6)	3rd

through games on Feb. 9

## 2018-19 Lineup Comparison

A breakdown of Kentucky's most used lineups, including a breakdown of each lineup's +/- statistics:

Most Frequent Lineups	Total Minutes	Points For	Points Against	+/-	+/- per 40 min.
Hagans, Johnson, Herro, Travis, Washington	226:23	477	421	+56	+9.89
Johnson, Herro, Travis, Washington, Quickley	55:37	103	78	+25	+17.98
Hagans, Johnson, Herro, Travis, Montgomery	37:25	65	64	+1	+1.07
Hagans, Johnson, Herro, Washington, Richards	29:36	68	37	+31	+41.89
Johnson, Herro, Travis, Quickley, Montgomery	24:14	57	30	+27	+44.57
Hagans, Herro, Travis, Washington, Baker	24:04	49	39	+10	+16.62
Johnson, Herro, Travis, Richards, Quickley	23:31	48	48	0	0.00
Hagans, Herro, Travis, Washington, Quickley	23:07	38	38	0	0.00
Johnson, Herro, Washington, Richards, Quickley	23:02	41	39	+2	+3.47
Johnson, Herro, Washington, Quickley, Montgomery	20:45	52	33	+19	+36.63



# NOTES

## Cats Deliver the Knockout Punch

UK is 253-5 (.981) in the John Calipari era when leading by at least 10 points at any time in the contest.

When Kentucky failed to put away South Carolina in 2017-18 after leading by as many as 14 points in the second half, it was the first time the Wildcats let a double-digit lead wind up in a loss since losing two such games in the 2015-16 campaign.

UK also blew two double-digit leads during the 2012-13 season. Four of the five losses have been to conference opponents.

Perhaps most impressive of all is that 71.3 percent of games Calipari has coached in at Kentucky have produced 10-point leads at some point during the game for UK. The Wildcats have led by 10 points or more in a whopping 85.8 percent of Calipari's 295 career wins at Kentucky.

## National Domination

It took 117 seasons of basketball to do, but Kentucky has finally pulled off the rare and impressive feat of having defeated a team from all 50 states in the country.

North Dakota was the lone state from which the Wildcats had never played an opponent (nor, obviously, beaten one). UK finally had the opportunity in November and took care of business with a 96-58 win.

North Dakota is one of five states UK has played only once, the other four being Delaware, New Mexico, South Dakota and Vermont.

Tennessee -- not Kentucky -- is the state that UK has played more games, won more contests and dropped more matchups against than any other state because of Southeastern Conference rivals Tennessee and Vanderbilt.

## Forever Young

When PJ Washington, Quade Green (who has now transferred) and Nick Richards, three key pieces on the 2017-18 Southeastern Conference Tournament championship team, decided to return for their sophomore seasons, it marked a big boost in returning talent.

The trio accounted for 2,224 minutes, 905 points, 434 rebounds, 157 assists and 64 blocks a season ago. They combined for 80 starts in 2017-18. That's a lot by the John Calipari era standard.

As a matter of fact, throw in the returning reserves Brad Calipari and Jonny David and UK returned its highest percentage of minutes (33.1 percent), points (32.0 percent) and rebounds (30.6) since the 2014-15 team that went 38-1 and advanced to the Final Four. And that's not even factoring in a graduate transfer (Reid Travis) with more than 100 career starts.

But, to call this team experienced would be inaccurate -- at least according to Ken Pomeroy's experience rankings.

A year after checking in with the least amount of experience in the history of the KenPom.com rankings, UK is near the bottom once again.

Through the first 23 games of the season, Kentucky ranks 350 out of 353 teams in terms of experience with an average age of 0.64 years. It's the second-least experienced Power 5 team in the country, according to KenPom.

And according to one NCAA survey, UK is one of just 16 schools with one or fewer scholarship players that are seniors or graduate transfers. That same survey revealed that Kentucky is tied nationally for the second-most players who are sophomores or younger on scholarship. Furthermore, Kentucky's roster is made up of 58 percent of its players who are redshirt freshman or younger. Only South Dakota (62 percent) and Wyoming (69 percent) have more youth according to a February survey.

Having said all that, it does rank as one of Calipari's most experienced teams at Kentucky, and that's important. Every team but one in the Calipari era has made the NCAA Tournament, but Calipari's best teams have always combined young talent with a few returning pieces.

The 2009-10 squad with John Wall and DeMarcus Cousins had veteran Patrick Patterson. The 2010-11 Final Four team had DeAndre Liggins and Josh Harrellson. The 2011-12 national championship team boasted three key returners in Terrence Jones, Doron Lamb and Darius Miller. The 2013-14 national runner-up squad featured Alex Poythress and Willie Cauley-Stein. And then the 2014-15 team that nearly ran the table had both Poythress and Cauley-Stein back again in addition to Andrew and Aaron Harrison and Dakari Johnson.

## Kentucky Picked to Win 49th SEC Title

With a mix of seasoned veterans and another crop of talented newcomers, Kentucky will once again be the hunted. Of course that's the same mantra every season, but a select panel of media confirmed the standard for 2018-19 when it voted the Wildcats to win their sixth regular-season title under 10th-year head coach John Calipari.

Should Kentucky achieve the feat, it would mark the program's 49th overall regular-season title.

It's the 14th time since the 1998-99 season the Wildcats are the overall preseason favorite. Calipari has directed his teams to regular-season SEC crowns in 2010, 2012, 2015, 2016 and 2017. Kentucky has claimed the SEC Tournament title in each of the last four seasons and six in all, winning in 2010, 2011, 2015, 2016, 2017 and 2018.

Each school selected media members that cover their team and additional media from across the nation were selected by the conference office to comprise the voting panel. Points were compiled on a 14-13-12-11-10-9-8-7-6-5-4-3-2-1 basis. Each media member also voted for two All-SEC teams.

## Travis, Washington Tabbed Preseason All-SEC

In a league as talented as it's ever been, Reid Travis and PJ Washington were tabbed preseason All-Southeastern Conference picks by both the league's coaches and the league's media.

Travis and Washington were both picked to the first team by the league's coaches. Travis was tabbed a first-team selection by the media while Washington was picked for the second

team. Both players, along with Keldon Johnson, received at least one vote for the preseason pick for SEC Player of the Year by the media.

Kentucky has featured at least one player on the coaches' final All-SEC First Team since the 2006-07 season.

## Bounce Back

The Wildcats don't lose very often during the John Calipari era, but when they do, they almost always bounce back. UK improved to 47-12 under Calipari following its loss to Alabama with a win over Texas A&M.

The Wildcats have only lost back-to-back games 12 times during the Calipari era with three of those losses having come during a four-game losing streak from Feb. 3-14, 2018. That was the first four-game losing streak under Calipari.

Previously, the last time UK lost four games in a row was in February 2009, when the Wildcats dropped four straight games to end the regular season. It's the first time Calipari had lost four straight since the end of the 2004-05 season at Memphis.

## Calipari Redshirting for 2018-19

Junior Brad Calipari plans to redshirt for the 2018-19 season. If he doesn't play this season, he will have two seasons of eligibility remaining. He will continue to practice and travel with the team.

The two-time Southeastern Conference Academic Honor Roll member is on track to graduate in three years with a degree in communication. After that he plans to pursue graduate school.

Calipari has played in 27 career games in his first two seasons as a Wildcat and has recorded 11 points and five rebounds. He played in five of UK's six exhibition games in the preseason, totaling three points, three rebounds and two assists in 40 minutes. He played eight minutes vs. Transylvania but did not appear in the final tune-up against Indiana University of Pennsylvania.

## Best in the Bluegrass

Kentucky has been dominant against teams in the state under John Calipari. With Saturday's win over Louisville, Kentucky is 17-2 against in-state foes with Calipari at the helm.

The mark also includes a 10-2 mark vs. Louisville. Two of the victories over the Cardinals came in postseason play. UK had its four-game winning streak snapped in 2016-17 but has won all five meetings played in Rupp Arena, including a 29-point blowout in 2017-18, the third-biggest margin of victory in the history of the series. Louisville's two wins have come by a combined six points.

Here's a list of the meetings between the state's two premier programs since Calipari took over at UK:

- Jan. 2, 2010 - UK won 71-62 at Rupp Arena
- Dec. 31, 2010 - UK won 78-63 at the KFC Yum! Center
- Dec. 31, 2011 - UK won 69-62 at Rupp Arena
- March 31, 2012 - UK won 69-61 at the Superdome (NCAA Final Four in New Orleans)
- Dec. 29, 2012 - Louisville won 80-77 at the KFC Yum! Center
- Dec. 28, 2013 - UK won 73-66 at Rupp Arena
- March 28, 2014 - UK won 74-69 at Lucas Oil Stadium (NCAA Sweet 16 in Indianapolis)
- Dec. 27, 2014 - UK won 58-50 at the KFC Yum! Center
- Dec. 26, 2015 - UK won 75-73 at Rupp Arena
- Dec. 21, 2016 - Louisville won 73-70 at the KFC Yum! Center
- Dec. 29, 2017 - UK won 90-61 at Rupp Arena
- Dec. 29, 2018 - UK won 71-58 at the KFC Yum! Center

## Keep a Watchful Eye on These Cats

Stocked full of some of the nation's top talent, a handful of Wildcats are on a number of national watch lists.

In mid-January, Keldon Johnson was named to the Wooden Award midseason watch list for player of the year and the Naismith Hall of Fame's midseason list for the Julius Erving Award, Reid Travis is on the midseason list for the Lute Olson All America Team and a finalist for the Senior CLASS Award. PJ Washington is among 10 candidates for the Karl Malone Award and Ashton Hagans is on the midseason list for the Naismith Defensive Player of the Year Award:

- Ashton Hagans - Naismith Defensive Player of the Year candidate
- Tyler Herro - Jerry West Award preseason (Naismith Memorial Basketball Hall of Fame's best shooting guard)
- Keldon Johnson - John R. Wooden Award preseason and midseason (Los Angeles Athletic Club National Player of the Year), Citizen Naismith Trophy (Atlanta Tipoff Club NPOY), Julius Erving Award preseason and midseason (HOF's best small forward)
- Nick Richards - Kareem Abdul-Jabbar Award preseason (HOF's best center)
- PJ Washington - National Association of Basketball Coaches Division I Player of the Year, John R. Wooden Award, Citizen Naismith Trophy, Karl Malone Award preseason and midseason (HOF's best power forward)
- Reid Travis - Lute Olson Award, NABC Division I Player of the Year, John R. Wooden Award preseason, Citizen Naismith Trophy, Karl Malone Award (HOF's best power forward), Senior CLASS Award

## Kentucky Signs Allen, Maxey

The first two dominoes of what expects to be another stellar Kentucky recruiting class fell this week with the official commitments of highly coveted prospects Tyrese Maxey and Don-taie Allen.

Both signed national letters of intent during the fall signing period and will be eligible to play for Kentucky starting with the 2019-20 season.

Maxey is a consensus top-10 player and a five-star prospect. Allen was a fast-riser in the recruiting rankings this summer and is a four-star prospect.



In every season in the Calipari era, the Wildcats have signed a top-three recruiting class according to the Recruiting Services Consensus Index, which tallies major recruiting rankings and plugs them into a formula to calculate a consensus ranking.

UK can only comment on prospective student-athletes who have signed official paperwork to play at Kentucky.

- Allen - At 6-foot-6, 200 pounds, Allen is a wing player by definition because of his ability to play both the guard and forward positions. His ability to shoot and handle the ball bodes well for where the game is trending towards, but he'll also pose matchup problems for smaller defenders because of his athleticism and size. He dominated the Kentucky high school scene during his junior season, averaging 31.8 points and 11.4 rebounds for Pendleton. He shot 59.1 percent from the floor and 39.6 percent from 3-point range. He's ranked as high as No. 54 by Rivals. He's the first player from the state of Kentucky to sign a national letter of intent with UK since Dominique Hawkins and Derek Willis, who were both part of the class of 2013 (current freshman Zan Payne joined the team as a walk-on in the spring and did not sign an NLI)
- Maxey - A combo guard out of Garland, Texas, Maxey is a gifted scorer. He averaged 22.5 points, 7.0 rebounds, 3.1 assists and 2.3 steals per game last season while leading South Garland High School to the state semifinals. He was one of the leading scorers on the Nike summer circuit this past season. At 6-foot-4, 185 pounds, Maxey can play both guard positions because of his ability to put the ball in the basket, but he projects as a lead guard at the next level. Maxey is ranked as high as No. 7 overall by ESPN and No. 9 by Rivals. 247 Sports tabs him as the 10th-best overall player in his class. Perhaps his crowning prep achievement to this point was leading USA Basketball to a gold medal at the 2018 FIBA Americas Championship. With Maxey's contributions, Team USA posted a 6-0 record in St. Catharines, Canada. Maxey averaged 8.8 points and 2.0 rebounds during the run

## Maxey Chosen for McDonald's All American Game

Kentucky signee Tyrese Maxey will continue the long-standing tradition of representing the Wildcats during the annual McDonald's All American Game after being one of 24 players selected for the 2019 edition of the game set for March 27 in Atlanta.

Joining an elite list that features some of the greatest players to play for Kentucky, Maxey will suit up for the west team in the 42nd edition of the game. Tipoff is set for 7 p.m. ET and it will air live on ESPN2.

With Maxey's selection, UK has signed 34 players during the John Calipari era who have been named to the prestigious high school event, more than any other school in the country during that time period. Kentucky can only publicize recruits who have signed letters of intent with the University of Kentucky. Multiple players from each of Calipari's signing classes have been tabbed McDonald's All Americans, including five each in 2013 and 2017.

Kentucky has signed 66 McDonald's All Americans since the team began in 1977, including current Wildcats Keldon Johnson (2018), EJ Montgomery (2018), Immanuel Quickley (2018), Nick Richards (2017) and PJ Washington (2017). Graduate transfer Reid Travis was also a McDonald's All American in 2014, although he did not sign with UK out of high school.

## UK Led Nation with 31 Players on NBA Opening-Day Rosters

Every year the numbers gets bigger and wilder, but the bottom line remains the same: No school can match the Kentucky men's basketball team's ability to develop players and put them in the NBA.

A whopping 31 players on NBA opening-day rosters (including two-way, inactive and suspension lists) played and finished their college basketball careers at the University of Kentucky, the nation's most prolific NBA player-producing program in the country. UK's 31 players were once again the most of any college basketball program, beating the next-closest school (Duke with 25) by six players.

Of the 31 players in the NBA to start the 2018-19 season, 6.3 percent played and finished their college basketball careers at UK. There are actually fewer teams without a Wildcat (11) than there are NBA teams featuring Wildcats (19).

Kentucky's NBA dominance was best represented in Sacramento, Denver, New Orleans and Oklahoma City, where a combined 13 Wildcats now play at the highest level of the game. Former UK stars Willie Cauley-Stein, De'Aaron Fox, Wenyen Gabriel and Skal Labissiere call Sacramento their home; Trey Lyles, Jamal Murray and Jarred Vanderbilt play for Denver; Anthony Davis, Darius Miller and Julius Randle are in New Orleans; and Hamidou Diallo, Nerlens Noel and Patrick Patterson suit up for OKC.

Three other franchises – the Milwaukee Bucks (Eric Bledsoe, Jodie Meeks) the Charlotte Hornets (Michael Kidd-Gilchrist, Malik Monk) and the New York Knicks (Enes Kanter, Kevin Knox) – opened the season with at least two Wildcats apiece.

Of the 31 Wildcats on an opening-day NBA roster, coach John Calipari has coached 29 of them. With Tyreke Evans (Indianapolis Pacers) and Derrick Rose (Minnesota Timberwolves), who played for Calipari at Memphis, Calipari has coached 31 players on 2018-19 opening-day rosters.

Using figures compiled by basketball-reference.com and spotrac.com, Calipari-coached players only (which includes Rose and Evans but not Meeks or Rondo) have amassed nearly \$1.9 billion in career NBA contracts (\$1.87 billion). In the nine seasons Calipari has been the head coach at Kentucky, his players have totaled more than \$1.5 billion in NBA contracts.

In just the 2018-19 season alone, UK players are slated to make almost \$190 million. Calipari-coached players only (which includes Rose and Evans but not Meeks or Rondo) will make nearly \$195 million.

Among the most noteworthy performances of the season so far:

- Fox not only posted his first career triple-double on Nov. 1, he became the youngest player in league history to record 30 or more points, 15 or more assists, and 10 or more rebounds in a game. He joined LeBron James as the only players in NBA history to record 30-point triple-doubles before their 21st birthday
- Devin Booker hit the game-winning shot at the buzzer vs. the Memphis Grizzlies on Nov. 4
- Kanter became the first Knick since 1970-71 to record 20 points and 20 rebounds off the bench with his 23-point, 24-rebound effort vs. the Bulls on Nov. 5
- Murray just missed out on becoming the eighth former Calipari player to score 50 or more points in a game with a career-high 48 points vs. the Celtics on Nov. 5
- Randle recorded a triple-double vs. the San Antonio Spurs on Nov. 19. In the process, he became just the fourth player in NBA history to record a triple-double in 25 minutes or less
- Davis reached 10,000 points on Nov. 21, becoming the eighth-youngest player to do so
- Kanter recorded his fourth career 20-20 game as a Knick on Nov. 25. He's one of eight players to have done it four times with the Knicks
- Knox scored 26 points off the bench on Dec. 1 to become the youngest player in franchise history to score 20 or more points
- On Dec. 9, Knox joined LeBron James as just the second player in NBA history with at least 25 points and 15 rebounds as a teenager. He also became just the second Knicks rookie over the last 35 years with 25 points and 15 rebounds in a game
- Davis tallied his 15th career 40-point, 15-rebound effort on Dec. 10. Only Shaquille O'Neal (19) has more over the last 35 years in the NBA
- On Dec. 16, John Wall became the second player in Washington's history to have multiple career games with 40 or more points and 10 or more assists
- On Jan. 3, Knox was named the Eastern Conference Rookie of the Month for his play during the month of December. He led the conference's rookies in scoring (17.1 ppg), 3-pointers (33), was second in rebounding (6.0 rpg) and led all rookies in minutes (34.9 mpg). He's the sixth different former UK player to win a Rookie of the Month honor
- Murray scored 34 of his 36 points in the second half on Jan. 3 in a win over the Kings. It was the most points scored in a half by a Nuggets player since Carmelo Anthony had 36 in the second half vs. Minnesota on Dec. 10, 2008
- On Jan. 8, Noel charted his 20th consecutive game with at least one block, marking the longest such streak in the NBA this season
- Towns posted monster numbers on Jan. 12 vs. the Pelicans, recording 27 points, a career-high 27 rebounds and four blocks. According to the Timberwolves, he's one of just five players in NBA history to post those numbers or better
- According to the Athletic, as of Jan. 12, 12 former Kentucky players have scored at least 25 points in a game this season, 14 have grabbed at least 10 rebounds in a game and seven have dished at least 10 assists in a game
- Davis recorded his 10th 45-point, 15-rebound game on Jan. 14. He's the only player since at least 1983 to have 10 or more, according to Basketball Reference
- Knox became the sixth-youngest player in NBA history to score 30 or more points in a game on Jan. 14. Booker is among those top six
- DeMarcus Cousins made his much-anticipated return from an achilles tear a year earlier with 14 points, six rebounds and three assists in 15 minutes on Jan. 18
- With 27 points against the Blazers on Jan. 24, Booker became the fifth-youngest player to register 5,000 career points. Only LeBron James, Kevin Durant, Carmelo Anthony and Dwight Howard did it faster
- On Feb. 4, Fox recorded his fifth 20-5-5 game of the season. According to Basketball Reference, since 1983 only two Kings players (Lionel Simmons, Tyreke Evans) have had more in one of their first two NBA seasons

## Wildcats Well Represented at NBA All-Star Weekend

Former Kentucky greats Anthony Davis and Karl-Anthony Towns were selected as NBA Western Conference All-Stars. Davis will make his sixth consecutive appearance and Towns is appearing in the game for the second straight year. The NBA All-Star Game is slated for Feb. 17 in Charlotte. Davis and Towns were two of 14 reserves selected by the league's coaches.

Davis' sixth appearance is the most of any Wildcat in program history. For the second straight year, Kentucky will lead the league with former players in the NBA's annual game featuring its top players. UK had four selections a season ago and tied Texas (Kevin Durant, LaMarcus Aldridge) with two in 2019.

For the second straight year, the All-Star Game will be divvied up by two captains who will choose the rosters from the pool of players voted as starters and reserves. As the All-Star starters who led their respective conferences in fan votes during NBA All-Star voting, LeBron James (Los Angeles Lakers) and Giannis Antetokounmpo (Milwaukee Bucks) will serve as this year's captains.

Rosters for the 2019 MTN DEW ICE Rising Stars game, which features some of the league's best first- and second-year players, have already been unveiled and include three players who called Kentucky home for college. De'Aaron Fox (Sacramento Kings) and Kevin Knox (New York Knicks) will suit up for the U.S. Team and go against Shai Gilgeous-Alexander (Los Angeles Clippers) on the World Team. That game will be played Feb. 15 at 9 p.m. ET on TNT.

All-Star Saturday Night will also have some UK flare. Fox is set to participate in the Skills Challenge, while Devin Booker will make a run at repeat champion of the 3-Point Contest and

## Wins vs. Losses

Result	FG%	Opp. FG%	3-Pt. FG%	Opp 3-Pt. FG%	FT%	RPG	APG	TOPG	BPG	SPG	PPG	Opp PPG
Wins	.484	.391	.373	.343	.742	39.5	14.1	13.0	5.2	7.2	78.4	61.0
Losses	.435	.492	.255	.440	.776	35.7	15.0	13.7	4.3	3.7	80.7	93.0





# NOTES

Hamidou Diallo is one of four participants in the Dunk Contest. The night begins at 8 p.m. ET on Feb. 16 airing on TNT.

## Football Success Spells Basketball Glory?

The Kentucky football team enjoyed a historic season in 2018. The Wildcats accomplished all sorts of firsts, set school records and competed for a conference championship until late in the season. UK ultimately finished with 10 wins for the first time since 1977, punctuated by a victory over Penn State in the VRBO Citrus Bowl.

So what in the world does that have to do with Kentucky basketball?

Well, if you're into historical omens, past football success has coincidentally served as a precursor to the ultimate college basketball accomplishment. In the previous two fall seasons that UK football won at least 10 games, in the fall of 1950 and the fall of 1977, Kentucky basketball followed with a national championship in the spring of 1951 and the spring of 1978.

Can the basketball Wildcats make it three for three?

## All Eyes on Kentucky

From Kentucky's rabid fan base to arguably the largest media contingent following a team in the country, the spotlight on UK is both bigger and brighter than any other team in college basketball.

Recent television numbers released underscored that notion.

Through the first three months of the season, Kentucky was featured in three of the top five most-watched games of the 2018-19 season. UK appears in the top five more than any other school.

All three of the games featured at least 2.7 million viewers.

Kentucky has also been featured on ESPN College GameDay this season when Kansas came to town Jan. 26. It was the third straight season GameDay featured the Wildcats on their home floor and the 17th overall appearance, behind only North Carolina (18).

## Davis Inducted into UK Athletics Hall of Fame

Anthony Davis was inducted into the UK Athletics Hall of Fame as a member of the 2017 class in September.

Davis led UK to the 2012 national championship with one of the most dominating seasons by a freshman in college basketball history. A winner of virtually every major national award, Davis was tabbed, among others: National Player of the Year, NCAA Final Four Most Outstanding Player, NCAA Consensus First Team All-American, National Freshman of the Year, Southeastern Conference Player of the Year, SEC Defensive Player of the Year and SEC Freshman of the Year.

The 2011-12 Wildcat guided UK to a 38-2 record and an SEC regular-season championship while shattering the single-season school record for blocks in a season with 186, which ranks as the fourth in NCAA history.

Davis was selected No. 1 overall in the 2012 NBA Draft and is now in his seventh season in the league. He's a five-time NBA All-Star, a three-time All-NBA First Team member, the 2017 NBA All-Star MVP and a 2012 Olympic gold medalist.

## Success Rate

The Wildcats received an NCAA award in the spring of 2018 for placing in the top 10 percent of all men's basketball teams in the country in the NCAA's annual Academic Progress Rate. UK scored a perfect 1,000. It's the fourth straight year the men's basketball team received the award and the fifth time since 2009.

The APR provides a real-time look at a team's academic success by the progress of each student-athlete on scholarship. The APR measures academic eligibility, retention and graduation. The scores are a four-year composite, covering the 2013-14 through 2016-17 school years.

Every Division I sports team across the nation calculates its APR each academic year, similar to a report card. Scholarship student-athletes each semester earn one point for remaining eligible and one point for staying in school or graduating.

UK has received a perfect 1,000 mark in each of the last five single-year APR rates.

The NCAA cut score to compete in the 2017-18 postseason is a 930 four-year APR. Teams scoring below 930 can face consequences intended to direct additional focus on academics. Those penalties can include practice restrictions and playing-season reductions.

## Kentucky to Remain in Champions Classic through 2022

The State Farm Champions Classic, perhaps the signature annual event of the college basketball regular season, will continue through 2022 with Kentucky a part of it.

The Champions Classic, a neutral-site doubleheader featuring UK, Duke, Kansas and Michigan State, has added three more years to the current series, which was played in Indianapolis this season and New York next year. The additional three years will bring the event back to Chicago in 2020, New York in 2021 and Indianapolis in 2022.

UK, which played Duke this season at Bankers Life Fieldhouse in Indianapolis to tip off the season, will get Michigan State in 2019, Kansas in 2020, Duke in 2021 and Michigan State in 2022.

The event has been one of the most-watched collegiate events since its inception in 2011 with millions of fans tuning in every year. The series, which pits four programs that have a combined 18 national championships, 56 Final Four appearances and four Naismith Memorial Basketball Hall of Fame coaches, has been tightly bunched. Duke leads the pack with a 5-3 record, UK and Kansas are tied at 4-4, and Michigan State trails with a 3-5 mark.

Kentucky is also still a part of the CBS Sports Classic, which is currently under contract through 2019. UK will play North Carolina on Dec. 22 in Chicago as a part of that series and Ohio State on Dec. 21, 2019, in Las Vegas.

## Green Transfers from Kentucky

Sophomore guard Quade Green decided in December to transfer from the University of Kentucky. He will play at Washington next season.

"I have loved my time at Kentucky and love Coach Cal and the staff," Green said. "This was a difficult decision and one I didn't take lightly. However, after talking with my family and the coaching staff, I just felt like it was best that I explore other opportunities for my athletic and academic future. I have enjoyed my time at Kentucky and I'll never forget the Big Blue Nation for its love and its support."

Green appeared in 43 games for the Wildcats over parts of two seasons, averaging 9.0 points and 2.6 assists per game. He was third on the 2017-18 team as a freshman with 41 3-pointers and had made 11 of 26 this season (42.3 percent).

The Philadelphia native started 13 of 34 games in 2017-18 and was averaging 17.8 minutes per game this season. He played a key role on the 2018 Southeastern Conference Tournament championship team, topping double figures 17 times, including six of his final 11 games played. He had three or more assists in 17 games last season. Green hit the game-winning layup in a comeback victory vs. Vanderbilt.

"I met with Quade yesterday and we talked through a lot of different things," UK men's basketball head coach John Calipari said. "The thing that struck me most is what a great kid Quade is. He felt like he was in a position that he couldn't overcome and he had the maturity to come in and sit down and talk through it with me."

"Quade has my full support with this decision. We haven't had many kids leave, but when we do, we always support them and, in just about every case, stay in touch with each other. I hope that will be the case with Quade."

Green scored in double figures in four games this season, including a season-high 17 points with three 3-pointers vs. VMI. He made a career-high four 3-pointers vs. Monmouth and dished out three or more assists in five games this season.

## Tracking the Cats

### Charges Drawn

Quade Green - 2  
Nick Richards - 2  
Keldon Johnson - 1  
Immanuel Quickley - 1  
EJ Montgomery - 1  
PJ Washington - 1

### First Sub

Nick Richards - 11  
Immanuel Quickley - 9  
Jemarl Baker Jr. - 4  
Quade Green - 4  
Ashton Hagans - 4  
EJ Montgomery - 4  
Reid Travis - 2

### Five-Second Violations

Forced by Kentucky - 2  
Forced by Opponent - 0

### Shot-Clock Violations

Forced by Kentucky - 14  
Forced by Opponent - 6

### Tipoffs

Won by Kentucky - 9  
Won by Opponent - 14

### Traditional 3-Point Plays

Reid Travis - 12  
PJ Washington - 8  
Keldon Johnson - 6  
Ashton Hagans - 5  
Tyler Herro - 2  
Immanuel Quickley - 2  
Quade Green - 1  
Nick Richards - 1

### Traditional 4-Point Plays

Jemarl Baker Jr. - 1



# KENTUCKY BY THE NUMBERS

Date	Opponent	Result	Points	Rebounds	Blocks	Steals	Assists
N.6	#4/3 Duke <sup>1</sup>	L, 118-84	Johnson - 23	Herro - 9	Herro - 2^	Johnson - 1	Herro - 5
N.9	SOUTHERN ILLINOIS	W, 71-59	Two tied - 15	Richards - 19^	Richards - 3^	Quickley - 2	Two tied - 3
N.14	NORTH DAKOTA <sup>2</sup>	W, 96-59	Washington - 25^	Johnson - 10^	Two tied - 2^	Herro - 5^	Green - 5^
N.18	VMI <sup>2</sup>	W, 92-82	Travis - 22	Washington - 18^	Montgomery - 3^	Two tied - 2^	Hagans - 4^
N.21	WINTHROP <sup>2</sup>	W, 87-74	Washington - 19^	Washington - 11^	Two tied - 2^	Washington - 3^	Herro - 7^
N.23	TENNESSEE STATE <sup>2</sup>	W, 77-62	Johnson - 27^	Travis - 9^	Two tied - 2^	Washington - 2^	Green - 4^
N.28	MONMOUTH	W, 90-44	Herro - 16^	Two tied - 8^	Richards - 3^	Herro - 5^	Two tied - 3^
D.1	UNC GREENSBORO	W, 78-61	Travis - 22^	Travis - 12^	Four tied - 1	Hagans - 3^	Hagans - 3^
D.8	Seton Hall <sup>3</sup>	L, 84-83 <sup>OT</sup>	Washington - 29^	Washington - 12^	Washington - 4^	Travis - 2	Two tied - 4
D.15	UTAH	W, 88-61	Johnson - 24^	Montgomery - 5	Washington - 3^	Two tied - 2^	Hagans - 7^
D.22	#9/10 North Carolina <sup>4</sup>	W, 80-72	Johnson - 21^	Washington - 10^	Two tied - 2^	Hagans - 8^	Washington - 8^
D.29	at rv/rv Louisville	W, 71-58	Herro - 24^	Washington - 8	Washington - 4^	Hagans - 3^	Two tied - 3
J. 5	at Alabama*	L, 77-75	Washington - 15	Two tied - 7	Richards - 1	Two tied - 3^	Hagans - 6^
J. 8	TEXAS A&M*	W, 85-74	Herro - 21^	Johnson - 6	Two tied - 2^	Hagans - 5^	Hagans - 5^
J. 12	VANDERBILT*	W, 56-47	Two tied - 15^	Travis - 12^	Travis - 2^	Hagans - 3^	Hagans - 4^
J. 15	at Georgia*	W, 69-49	Hagans - 23^	Two tied - 7	Richards - 3^	Hagans - 4^	Two tied - 4^
J. 19	at #14/12 Auburn*	W, 80-82	Two tied - 20	Three tied - 7	Two tied - 1	Hagans - 3^	Hagans - 6^
J. 22	#22/22 MISSISSIPPI STATE	W, 76-55	Washington - 21^	Travis - 12	Washington - 4^	Johnson - 3^	Hagans - 9^
J. 26	#9/10 KANSAS <sup>5</sup>	W, 71-63	Washington - 20^	Washington - 13	Richards - 5^	Hagans - 3^	Hagans - 8^
J. 29	at Vanderbilt*	W, 87-52	Washington - 26^	Washington - 12^	Richards - 4^	Two tied - 3^	Hagans - 8^
F. 2	at Florida*	W, 65-54	Herro - 19^	Washington - 12^	Two tied - 1	Hagans - 2^	Hagans - 4^
F. 5	SOUTH CAROLINA*	W, 76-48	Washington - 20^	Montgomery - 13^	Montgomery - 1^	Two tied - 3^	Two tied - 4^
F. 9	at rv/21 Mississippi State*	W, 71-67	Washington - 23^	Travis - 8^	Travis - 2^	Four tied - 1	Hagans - 9^
F. 12	LSU*						
F. 16	TENNESSEE*						
F. 19	at Missouri*						
F. 23	AUBURN*						
F. 26	ARKANSAS*						
M. 2	at Tennessee*						
M. 5	at Ole Miss*						
M. 9	FLORIDA*						

All games in **BOLD CAPS**; \*SEC game, ^ game high  
 1 - Champions Classic (Bankers Life Fieldhouse | Indianapolis)  
 2 - Ohio Valley Hardwood Showcase (Rupp Arena)  
 3 - CITI Sports Classic (Madison Square Garden | New York)  
 4 - CBS Sports Classic (United Center | Chicago)  
 5 - SEC/BIG 12 Challenge (Rupp Arena)

Times Led	Times Led	Times Led	Times Led	Times Led
Washington - 9	Washington - 11	Richards - 11	Hagans - 13	Hagans - 18
Johnson - 7	Travis - 6	Montgomery - 8	Herro - 4	Green - 4
Herro - 5	Johnson - 3	Washington - 7	Johnson - 4	Herro - 3
Hagans - 2	Herro - 3	Travis - 4	Washington - 4	Washington - 3
Travis - 2	Montgomery - 2	Herro - 2	Travis - 3	Quickley - 1
Quickley - 1	Richards - 2	Hagans - 1	Green - 1	
	Hagans - 1		Quickley - 1	

## Comparing the Calipari Era

A look at the statistics throughout the John Calipari era following 23 games ...

Year	FG%	Opp. FG%	3-Pt. FG%	FT%	RPG	Assists	TOs.	Blocks	Steals	Points	PPG	Record
2018-19	.477	.406	.357	.748	39.0	326	300	116	155	1810	78.7	20-3
2017-18	.468	.407	.335	.692	39.1	314	319	120	138	1767	76.8	17-5
2016-17	.487	.426	.357	.688	40.3	391	274	136	146	2074	90.2	18-5
2015-16	.474	.404	.333	.670	39.1	321	282	131	141	1799	78.2	17-6
2014-15	.461	.336	.353	.700	38.3	348	255	162	167	1693	73.6	23-0
2013-14	.475	.397	.319	.678	41.6	280	279	157	109	1828	79.5	18-5
2012-13	.488	.378	.362	.648	39.2	338	304	176	147	1749	76.0	17-6
2011-12	.485	.360	.367	.714	39.8	303	288	215	155	1790	77.8	22-1
2010-11	.459	.384	.404	.709	39.1	301	266	151	137	1769	76.9	17-6
2009-10	.489	.381	.386	.686	42.3	369	352	165	170	1893	82.3	22-1



# MISCELLANEOUS STATS

## Team Leaders

GAME LEADERS						GAMES WITH								
NO.	NAME	PTS.	REBS.	BLKS.	ASSTS.	STLS.	10+ PTS	20+ PTS	10+REBS	3+ASSTS	3+BLKS	3+STLS	3+3s	DOUBLE-DOUBLE
0	Quade Green	(-3)	(-1)	-	4 (11)	1 (5)	4 (21)	(-1)	-	5 (22)	-	1 (1)	2 (6)	-
2	Ashton Hagans	2 (2)	1 (1)	1 (1)	18 (18)	13 (13)	6 (6)	1 (1)	-	20 (20)	-	10 (10)	-	-
3	Keldon Johnson	7 (7)	3 (3)	-	-	4 (4)	18 (18)	5 (5)	3 (3)	2 (2)	-	3 (3)	4 (3)	3 (3)
4	Nick Richards	(-1)	2 (10)	11 (23)	-	-	2 (9)	(-1)	1 (2)	-	5 (9)	-	-	(-1)
5	Immanuel Quickley	1 (1)	-	-	1 (1)	1 (1)	5 (5)	-	-	3 (3)	-	1 (1)	1 (1)	-
10	Jonny David	-	-	-	-	-	-	-	-	-	-	-	-	-
12	Brad Calipari	-	-	(-1)	-	-	-	-	-	-	-	-	-	-
13	Jemarl Baker Jr.	-	-	-	-	1 (1)	-	-	-	1 (1)	-	-	-	-
14	Tyler Herro	5 (5)	3 (3)	2 (2)	3 (3)	4 (4)	18 (18)	3 (3)	-	8 (8)	-	3 (3)	7 (7)	-
21	Zan Payne	-	-	-	-	-	-	-	-	-	-	-	-	-
22	Reid Travis*	2 (38)	6 (55)	4 (15)	(-3)	3 (18)	13 (82)	4 (32)	4 (35)	1 (6)	(-2)	1 (6)	(-1)	2 (28)
23	EJ Montgomery	-	2 (2)	8 (8)	-	-	2 (2)	-	1 (1)	-	1 (1)	-	-	1 (1)
25	PJ Washington	9 (15)	11 (18)	7 (18)	3 (6)	4 (14)	14 (37)	7 (9)	7 (10)	5 (13)	4 (6)	2 (5)	4 (4)	7 (10)
Career total in (parentheses): *Includes Stanford career														

Career total in (parentheses); \*Includes Stanford career

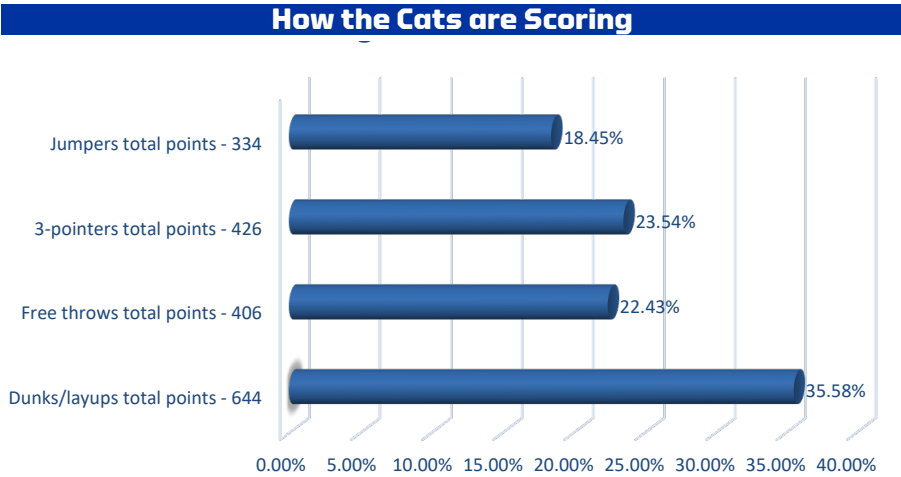
Starting Lineups						
Guard	Guard	G/F	Forward	Forward	Games	W-L
Hagans	Herro	Johnson	Washington	Travis	16	13-3
Quickley	Herro	Johnson	Washington	Travis	4	4-0
Quickley	Herro	Johnson	Washington	Richards	2	2-0
Quickley	Herro	Johnson	Washington	Montgomery	1	1-0

Starter	Games Started	Wins	Losses
Hagans	16	13	3
Herro	23	20	3
Johnson	23	20	3
Montgomery	1	1	0
Quickley	7	7	0
Richards	2	2	0
Travis	20	17	3
Washington	23	20	3

Streaks		Win-Loss Margins		
Overall	Won 10	Margin	Games Won	Games Lost
Unranked AP teams anywhere	Won 7			
Ranked AP teams anywhere	Won 4	1		1
Home	Won 16			
Home AP ranked teams	Won 2	2	1	1
Home AP unranked teams	Won 16			
Home SEC	Won 7	3		
Home nonconference	Won 18			
Home AP ranked SEC	Won 1	4	1	
Home AP unranked SEC	Won 8			
Home AP ranked nonconference	Won 1	5		
Home AP unranked nonconference	Won 51			
Road	Won 5	6		
Road AP ranked teams	Won 1			
Road AP unranked teams	Won 4	7		
Road SEC	Won 5			
Road nonconference	Won 2	8	2	
Road AP ranked SEC	Won 1			
Road AP unranked SEC	Won 4	9	1	
Road AP ranked nonconference	Won 1			
Road AP unranked nonconference	Won 1	10	1	
Neutral	Won 1			
Neutral AP ranked teams	Won 1	11	2	
Neutral AP unranked teams	Lost 2			
Neutral SEC	Won 12	12	1	
Neutral nonconference	Won 1			
Neutral AP ranked SEC	Won 3	13	2	
Neutral AP unranked SEC	Won 11			
Neutral AP ranked nonconference	Won 1	14		
Neutral AP unranked nonconference	Lost 2	15	1	
Active Consecutive Made Starts				
PJ Washington	29	16		
Tyler Herro	23			
Keldon Johnson	23	17	1	
Reid Travis	17			
Ashton Hagans	15	18		
Active Consecutive Made Free Throws				
Tyler Herro	28	19		
Keldon Johnson	5	20	1	
Reid Travis	3			
Jonny David	2	21	1	
Immanuel Quickley	2			
Jemarl Baker Jr.	1	22		
Ashton Hagans	1	23		
Active Consecutive Games with a 3-Pointer				
Tyler Herro	3	24		
PJ Washington	2			
Ashton Hagans	1	25+	5	1
Keldon Johnson	1			

Dunk Tracker		
Player	Dunks in 2018-19	Dunks in Career
PJ Washington	23	63
Nick Richards	14	42
Reid Travis	18	18 (UK only)
Keldon Johnson	12	12
EJ Montgomery	11	11
Ashton Hagans	3	3
Tyler Herro	3	3

Kentucky's Record When		
KENTUCKY RECORD	ALL	SEC
Leading at halftime:	16-2	7-1
Tied at the half:	0-0	0-0
Trailing at halftime:	4-1	2-0
Shoot 50% or better:	9-0	4-0
Shoot less than 50%:	11-3	5-1
Shoot higher % than opp.:	19-0	8-0
Shoot lower % than opp.:	1-3	1-1
Opp. shoot worse than 50%:	20-2	9-1
Opp. shoot 50% or higher:	0-1	0-0
Score less than 60 points:	1-0	1-0
Score 60-69 points:	2-0	2-0
Score 70-79 points:	8-1	3-1
Score 80-89 points:	6-2	3-0
Score 90-99 points:	3-0	0-0
Score 100+ points:	0-0	0-0
Opp. score less than 60 pts.:	10-0	6-0
Opp. score 60-69 pts.:	5-0	1-0
Opp. score 70-79 pts.:	3-1	1-1
Opp. score 80-89 points:	2-1	1-0
Opp. score 90-99 points:	0-0	0-0
Opp. score 100+ points:	0-1	0-0
Outrebounded opponent:	17-1	7-0
Outrebounded by opponent:	2-2	1-1
Equal number of rebounds:	1-0	1-0
Fewer turnovers than opp.:	10-2	4-1
Same turnovers as opp.:	3-0	1-0
More turnovers than opp.:	7-1	4-0
Make 8 or more 3-pointers:	5-0	2-0
Make 7 or fewer 3-pointers:	15-3	7-1
Games decided by 5 or fewer:	2-2	2-1
Overtime games:	0-1	0-0



Fast Facts	
Shooting Percentage	.477
Avg. Assists Per Game	14.2
Points Off Turnovers	18.6
Second-Chance Points	11.3
Points in the Paint	36.3
Fast Break Points	11.0
Bench Points	18.3
Points Per Possession	1.131
Avg. Time of Possession	17.5

How UK Scored Its First Points				
Player	Dunk/Layup	Jumper	3PT	FT
Hagans	1	1		
Herro	1		1	
Johnson	1	4	3	
Quickley				1
Travis	1	2		1
Washington	3	1		1





# THE LAST TIME UK ...

## INDIVIDUALS

### SCORING

**Scored 25 points:** PJ Washington (26) at Vanderbilt, 1/29/19  
**Scored 30 points:** Shai Gilgeous-Alexander (30) vs. Vanderbilt, 1/30/18  
**Scored 35 Points:** De'Aaron Fox (39) vs. UCLA, 3/24/17  
**Scored 40 points:** Malik Monk (47) vs. North Carolina, 12/17/16  
**Scored 45 points:** Malik Monk (47) vs. North Carolina, 12/17/16  
**Scored 50 points:** Jodie Meeks (54) at Tennessee, 1/13/09  
**Scored 55 points:** Never  
**Two players had 20 points:** Keldon Johnson (20), Tyler Herro (20), at Auburn, 1/19/19  
**Three players had 20 points:** DeMarcus Cousins (27)/John Wall (21)/Patrick Patterson (20) vs. Sam Houston State, 11/19/09  
**Two players had 30 points:** Patrick Patterson (33) and Jodie Meeks (32) vs. Tennessee State, 12/22/08  
**Scored 20 points in two straight games:** PJ Washington (2) 2/5/19 - 2/9/19  
**Scored 20 points in three straight games:** PJ Washington (3) 1/22/19 - 1/29/19  
**Scored 20 points in four straight games:** Malik Monk (4) 11/23/16 - 12/3/16  
**Scored 20 points in five straight games:** Jamal Murray (12) 2/2/16 - 3/12/16  
**Scored 20 points in six straight games:** Jamal Murray (12) 2/2/16 - 3/12/16  
**Scored 20 points in seven straight games:** Jamal Murray (12) 2/2/16 - 3/12/16  
**Scored 20 points in eight straight games:** Jamal Murray (12) 2/2/16 - 3/12/16  
**Scored 20 points in nine straight games:** Jamal Murray (12) 2/2/16 - 3/12/16  
**Scored 20 points in 10 straight games:** Jamal Murray (12) 2/2/16 - 3/12/16  
**Scored 20 points in 11 straight games:** Jamal Murray (12) 2/2/16 - 3/12/16  
**Scored 20 points in 12 straight games:** Jamal Murray (12) 2/2/16 - 3/12/16  
**Scored 20 points in 15 straight games:** Dan Issel (18) 12/1/69 - 2/7/70  
**Scored 25 points in three straight games:** Tayshaun Prince (3) 3/11/01-3/17/01  
**Scored 30 points in two straight games:** Jodie Meeks vs. Appalachian State (46) 12/20/08; vs. Tennessee State (32) 12/22/08  
**Scored 30 points in three straight games:** Dan Issel (6) 2/14/70 - 3/2/70  
**Scored in double figures in 10 straight games:** Shai Gilgeous-Alexander (10) 2/20/18-3/22/18  
**Scored in double figures in 15 straight games:** Malik Monk (30) 11/11/16-2/28/17  
**Scored in double figures in 20 straight games:** Malik Monk (30) 11/11/16-2/28/17  
**Scored in double figures in 25 straight games:** Malik Monk (30) 11/11/16-2/28/17  
**Scored in double figures in 30 straight games:** Malik Monk (30) 11/11/16-2/28/17  
**Scored in double figures in 33 straight games:** Jamal Murray (34) 11/17/15 - 3/19/16  
**Scored in double figures in 34 straight games:** Jamal Murray (34) 11/17/15 - 3/19/16  
**Scored in double figures in 35 straight games:** Kenny Walker (36) 11/14/85 - 3/22/86  
**Five players scored in double figures:** PJ Washington (15), Keldon Johnson (13), Ashton Hagans (12), Tyler Herro (12), Reid Travis (12) at Alabama, 1/5/19  
**Six players scored in double figures:** Kevin Knox (21), Shai Gilgeous-Alexander (14), Quade Green (12), PJ Washington (12), Hamidou Diallo (11), Jarred Vanderbilt (11) vs. Missouri, 2/24/18  
**Seven players scored in double figures:** Randolph Morris (17), Kelenna Azubuike (15), Patrick Sparks (14), Chuck Hayes (12), Rajon Rondo (11), Ravi Moss (10) and Rameel Bradley (10) vs. Mississippi State 2/19/05,  
**Four players with 15 or more points:** Kevin Knox (22), Quade Green (18), Shai Gilgeous-Alexander (17), Wenyen Gabriel (15) vs. Ole Miss, 2/28/18

### DOUBLE-DOUBLES

**Double-double:** EJ Montgomery (11 points, 13 rebounds) vs. South Carolina, 2/5/19  
**Triple-double:** Isaiah Briscoe (19 points, 11 rebounds, 10 assists) at Ole Miss, 12/29/16  
**20-10 (rebs) game:** PJ Washington (26 points, 12 rebounds) at

Vanderbilt, 1/29/19  
**20-10 (assts) game:** De'Aaron Fox (24 points, 10 assists) vs. North Carolina, 12/17/16  
**20-15 game:** Nick Richards (25 points, 15 rebounds) vs. Fort Wayne, 11/22/17  
**30-10 game:** Tayshaun Prince (33 points, 11 rebounds) vs. Tennessee State, 12/22/98  
**Back-to-back 20-10 games:** PJ Washington (20 p, 13 r) vs. Kansas, 1/26/19; (26 p, 12 r) at Vanderbilt, 1/29/19  
**Three straight 20-10 games:** Julius Randle (3) 11/8/13 - 11/12/13  
**Double-double in points and rebs.:** EJ Montgomery (11 points, 13 rebounds) vs. South Carolina, 2/5/19  
**Double-double in points and assists:** Isaiah Briscoe (19 points, 10 assists) at Ole Miss, 12/29/16  
**Double-double in points and blocks:** Never  
**Double-double in points and steals:** Never  
**Double-double in two consecutive games:** PJ Washington (20 p, 13 r) vs. Kansas, 1/26/19; (26 p, 12 r) at Vanderbilt, 1/29/19; (15 p, 12 r) at Florida, 2/2/19  
**Double-double in three consecutive games:** PJ Washington (20 p, 13 r) vs. Kansas, 1/26/19; (26 p, 12 r) at Vanderbilt, 1/29/19; (15 p, 12 r) at Florida, 2/2/19  
**Double-double in four consecutive games:** Julius Randle (19 p, 15 r) vs. Kansas State, 3/21/14; (13 p, 10 r), vs. Wichita State, 3/23/14; (15 p, 12 r), vs. Louisville, 3/28/14; (16 p, 11 r), vs. Michigan, 3/30/14  
**Double-double in five consecutive games:** Julius Randle (14 p, 10 r) at Arkansas, (2/27/14); (10 p, 15 r) at South Carolina (3/1/14); (12 p, 11 r) vs. Alabama, (3/4/14); (16 p, 10 r) at Florida, (3/8/14); (17 p, 16 r) vs. LSU, (3/14/14); (12 p, 11 r) vs. Georgia, (3/15/14)  
**Double-double in six consecutive games:** Julius Randle (14 p, 10 r) at Arkansas, (2/27/14); (10 p, 15 r) at South Carolina (3/1/14); (12 p, 11 r) vs. Alabama, (3/4/14); (16 p, 10 r) at Florida, (3/8/14); (17 p, 16 r) vs. LSU, (3/14/14); (12 p, 11 r) vs. Georgia, (3/15/14)  
**Double-double in seven consecutive games:** Julius Randle (7) 11/18/13-11/27/13  
**Double-double in 10 consecutive games:** Jim Andrews, 1972-73 season  
**Two players record double-doubles:** PJ Washington (20 points, 13 rebounds), Reid Travis (18 points, 12 rebounds), Keldon Johnson (15 points, 10 rebounds) vs. Kansas, 1/26/19  
**Three players record double-doubles:** PJ Washington (20 points, 13 rebounds), Reid Travis (18 points, 12 rebounds), Keldon Johnson (15 points, 10 rebounds) vs. Kansas, 1/26/19  
**Four players record double-doubles:** Jack Givens (30 pts, 13 rebs)/Kyle Macy (16 pts, 10 assts)/Mike Phillips (22 pts, 18 rebs)/Rick Robey (23 pts, 13 rebs) vs. Southern Methodist, 11/26/77  
**Five players record double-doubles:** Never

### FIELD GOALS

**Made 12 FG in a game:** Shai Gilgeous-Alexander (12) vs. Vanderbilt, 1/30/18  
**Made 15 FG in a game:** Malik Monk (18) vs. North Carolina, 12/17/16  
**Made 16 FG in a game:** Malik Monk (18) vs. North Carolina, 12/17/16  
**Made 17 FG in a game:** Malik Monk (18) vs. North Carolina, 12/17/16  
**Made 18 FG in a game:** Malik Monk (18) vs. North Carolina, 12/17/16  
**Made 19 FG in a game:** Dan Issel (19) vs. Alabama, 2/23/70  
**Made 20 FG in a game:** Dan Issel (23) vs. Ole Miss, 2/7/70  
**Made 21 FG in a game:** Dan Issel (23) vs. Ole Miss, 2/7/70  
**Made 22 FG in a game:** Dan Issel (23) vs. Ole Miss, 2/7/70  
**Made 23 FG in a game:** Dan Issel (23) vs. Ole Miss, 2/7/70  
**Made 24 FG in a game:** Never  
**Attempted 17 FG in a game:** PJ Washington (17) vs. Kansas, 1/26/19  
**Attempted 18 FG in a game:** Ashton Hagans (18) at Georgia, 1/15/19  
**Attempted 19 FG in a game:** Shai Gilgeous-Alexander (19) vs. Vanderbilt, 1/30/18  
**Attempted 20 FG in a game:** De'Aaron Fox (20) vs. UCLA, 3/24/17  
**Attempted 25 FG in a game:** Malik Monk (28) vs. North Carolina, 12/17/16

### 3-POINTERS

**Made 5 3-pointers in a game:** Keldon Johnson (6) vs. Utah, 12/15/18  
**Made 6 3-pointers in a game:** Keldon Johnson (6) vs. Utah, 12/15/18

**Made 7 3-pointers in a game:** Wenyen Gabriel (7) vs. Alabama, 3/10/18  
**Made 8 3-pointers in a game:** Malik Monk (8) vs. North Carolina, 12/17/16  
**Made 9 3-pointers in a game:** Jodie Meeks (10) at Tennessee, 1/13/09  
**Made 10 3-pointers in a game:** Jodie Meeks (10) at Tennessee, 1/13/09  
**Made 11 3-pointers in a game:** Never  
**Attempted 10 3-pointers in a game:** Malik Monk (11) vs. Georgia, 1/31/17  
**Attempted 15 3-pointers in a game:** Jodie Meeks (15) at Tennessee, 1/13/09  
**Attempted 16 3-pointers in a game:** Derrick Miller (16) vs. LSU 2/15/90  
**Attempted 17 3-pointers in a game:** Derrick Miller (19) vs. Kansas 12/6/89  
**Attempted 18 3-pointers in a game:** Derrick Miller (19) vs. Kansas 12/6/89  
**Attempted 19 3-pointers in a game:** Derrick Miller (19) vs. Kansas 12/6/89  
**Attempted 20 3-pointers in a game:** Never  
**Made a 3-pointer in 10 straight games:** Kevin Knox (10), 2/10/18-3/11/18  
**Made a 3-pointer in 15 straight games:** Jamal Murray (36), 11/13/15 - 3/19/16; Derek Willis (17), 1/12/16 - 3/17/16  
**Made a 3-pointer in 20 straight games:** Jamal Murray (36), 11/13/15 - 3/19/16  
**Made a 3-pointer in 30 straight games:** Jamal Murray (36), 11/13/15 - 3/19/16  
**Made two 3-pointers in 10 straight games:** Kevin Knox (11), 2/10/16 - 3/11/18  
**Made three 3-pointers in 10 straight games:** Gerald Fitch (20) 1/14/03 - 3/23/03  
**Made three 3-pointers in 15 straight games:** Gerald Fitch (20) 1/14/03 - 3/23/03  
**Made three 3-pointers in 20 straight games:** Gerald Fitch (20) 1/14/03 - 3/23/03  
**Made three 3-pointers in 25 straight games:** Keith Bogans (29) 3/14/02 - 2/26/03

### FREE THROWS

**Made 8 FT in a game:** Ashton Hagans (10), vs. Texas A&M, 1/8/19  
**Made 9 FT in a game:** Ashton Hagans (10), vs. Texas A&M, 1/8/19  
**Made 10 FT in a game:** Ashton Hagans (10), vs. Texas A&M, 1/8/19  
**Made 11 FT in a game:** PJ Washington (12), vs. Seton Hall, 12/8/18  
**Made 12 FT in a game:** PJ Washington (12), vs. Seton Hall, 12/8/18  
**Made 13 FT in a game:** Keldon Johnson (13), vs. Tennessee State, 11/23/18  
**Made 14 FT in a game:** Tyler Ulis (14) at Arkansas, 1/21/16  
**Made 15 FT in a game:** Rodrick Rhodes (16) vs. Ole Miss 1/18/95  
**Made 16 FT in a game:** Rodrick Rhodes (16) vs. Ole Miss 1/18/95  
**Made 17 FT in a game:** Dwight Anderson (18) vs. Mississippi State 2/12/79  
**Made 18 FT in a game:** Dwight Anderson (18) vs. Mississippi State 2/12/79  
**Made 18 FT in a game:** Never  
**Attempted 10 FT in a game:** Nick Richards (10), at Vanderbilt, 1/29/19  
**Attempted 15 FT in a game:** Keldon Johnson (18), vs. Tennessee State, 11/23/18  
**Attempted 20 FT in a game:** PJ Washington (20) vs. Kansas State, 3/22/18  
**Attempted 25 FT in a game:** Never  
**Made 20 Straight FT:** Tyler Herro (28), 1/5/19 - 2/2/19

### REBOUNDS

**15 Rebs:** PJ Washington (18) vs. VMI, 11/18/18  
**16 Rebs:** PJ Washington (18) vs. VMI, 11/18/18  
**17 Rebs:** PJ Washington (18) vs. VMI, 11/18/18  
**18 Rebs:** PJ Washington (18) vs. VMI, 11/18/18  
**19 Rebs:** Nick Richards (19) vs. Southern Illinois, 11/9/18  
**20 Rebs:** Jared Prickett (20) vs. Arkansas 2/9/94  
**25 Rebs:** Mike Phillips (28) vs. Tennessee 1/10/76  
**30 Rebs:** Cotton Nash (30) vs. Ole Miss 2/8/64  
**34 Rebs:** Bob Burrow (34) vs. Temple 12/10/55  
**35 Rebs:** Never  
**10+ Rebs in three consecutive games:** PJ Washington (3) 1/26/19 - 2/2/19  
**10+ Rebs in four consecutive games:** Julius Randle (4) 3/21/14 - 3/30/14



# THE LAST TIME UK ...

**10+ Rebs in five consecutive games:** Julius Randle (10)  
2/12/14 - 3/15/14  
**10+ Rebs in six consecutive games:** Julius Randle (10) 2/12/14 - 3/15/14  
**10+ Rebs in seven consecutive games:** Julius Randle (10)  
2/12/14 - 3/15/14  
**10+ rebs in eight consecutive games:** Julius Randle (10)  
2/12/14 - 3/15/14  
**10+ rebs in nine consecutive games:** Julius Randle (10)  
2/12/14 - 3/15/14  
**10+ rebs in 10 consecutive games:** Julius Randle (10) 2/12/14 - 3/15/14  
**Two players had 10 rebounds:** PJ Washington (13), Reid Travis (12), Keldon Johnson (10) vs. Kansas, 1/26/19  
**Three players had 10 rebounds:** PJ Washington (13), Reid Travis (12), Keldon Johnson (10) vs. Kansas, 1/26/19

## ASSISTS

**6 assists:** Ashton Hagans (9) at Mississippi State, 2/9/19  
**7 assists:** Ashton Hagans (9) at Mississippi State, 2/9/19  
**8 assists:** Ashton Hagans (9) at Mississippi State, 2/9/19  
**9 assists:** Ashton Hagans (9) at Mississippi State, 2/9/19  
**10 assists:** Shai Gilgeous-Alexander (10) vs. Ole Miss, 2/28/18  
**11 assists:** Isaiah Briscoe (11) at Ole Miss, 12/29/16  
**12 assists:** De'Aaron Fox (12) vs. Stephen F. Austin, 11/11/16  
**13 assists:** Tyler Ulis (14) vs. LSU, 3/5/16  
**14 assists:** Tyler Ulis (14) vs. LSU, 3/5/16  
**15 assists:** John Wall (16) vs. Hartford, 12/29/09  
**16 assists:** John Wall (16) vs. Hartford, 12/29/09  
**16 assists:** Never  
**5+ assists in four consecutive games:** Ashton Hagans (4)  
1/19/19 - 1/29/19  
**8+ assists in two consecutive games:** Ashton Hagans (3)  
1/22/19 - 1/29/19

## BLOCKS

**4 blocks:** Nick Richards (4) at Vanderbilt, 1/29/19  
**5 blocks:** Nick Richards (5) vs. Kansas, 1/26/19  
**6 blocks:** Skal Labissiere (6) vs. Stony Brook, 3/17/16  
**7 blocks:** Karl-Anthony Towns (7) vs. Vanderbilt, 1/20/15  
**8 blocks:** Willie Cauley-Stein (9) vs. Boise State, 12/10/13  
**9 blocks:** Willie Cauley-Stein (9) vs. Boise State, 12/10/13  
**10 blocks:** Nerlens Noel (12) at Ole Miss, 1/29/13  
**11 blocks:** Nerlens Noel (12) at Ole Miss, 1/29/13  
**12 blocks:** Nerlens Noel (12) at Ole Miss, 1/29/13  
**13 blocks:** Never

## STEALS

**4 steals:** Ashton Hagans (4) at Georgia, 1/15/19  
**5 steals:** Ashton Hagans (5) vs. Texas A&M, 1/8/19  
**6 steals:** Ashton Hagans (8) vs. North Carolina, 12/22/18  
**7 steals:** Ashton Hagans (8) vs. North Carolina, 12/22/18  
**8 steals:** Ashton Hagans (8) vs. North Carolina, 12/22/18  
**9 steals:** Never  
**3+ steals in five consecutive games:** Ashton Hagans (7)  
12/22/18 - 1/19/19  
**3+ steals in 10 consecutive games:** Never

## MINUTES

**Played every minute:** PJ Washington (40) vs. Kansas State, 3/22/18  
**Played 40+ minutes:** Keldon Johnson (43) vs. Seton Hall, 12/8/18  
**Played more than 50 minutes:** Patrick Patterson (50) vs. Vanderbilt, 1/12/08

## FOULS

**Fouled out:** PJ Washington at Mississippi State, 2/9/19  
**Two players fouled out:** Jarred Vanderbilt, Wenyen Gabriel, at Texas A&M, 2/10/18  
**Three players fouled out:** Hamidou Diallo, Wenyen Gabriel, Nick Richards at South Carolina, 1/16/18  
**Four players fouled out:** Skal Labissiere, Marcus Lee, Alex Poythress, Derek Willis at Kansas, 1/30/16  
**Technical foul:** PJ Washington, at Mississippi State 2/9/19

## TEAM

### WINS/LOSSES

**Won 10 straight games:** 10, 1/8/19 - 2/9/19  
**Won 20 straight games:** 38, 11/14/14 - 3/28/15  
**Won 30 straight games:** 38, 11/14/14 - 3/28/15  
**Won 40 straight games:** Never  
**Lost consecutive games:** 4, 2/3/18 - 2/14/18  
**Lost three straight games:** 4, 2/3/18 - 2/14/18  
**Lost four straight games:** 4, 2/3/18 - 2/14/18  
**Lost five straight games:** 5, 12/23/89 - 1/6/90

**Lost 10 straight games:** Never

## STARTS

**Started four freshmen:** EJ Montgomery, Keldon Johnson, Immanuel Quickley, Tyler Herro vs. VMI, 11/18/18  
**Started five freshmen:** Hamidou Diallo, Shai Gilgeous-Alexander, Kevin Knox, Nick Richards, PJ Washington vs. Kansas State, 3/22/18

## SCORING

**Scored 90 or more points:** 92 vs. Monmouth, 11/28/18 (W, 90-44)  
**Scored 90 or more points (SEC game):** 96 vs. Ole Miss, 2/28/18 (W, 96-78)  
**Scored 100 or more points:** 107 vs. UIC, 11/26/17 (W, 107-73)  
**Scored 100 or more points (SEC game):** 100 vs. Texas A&M, 1/3/17 (W, 100-58)  
**Scored 110 or more points:** 115 vs. Arizona State, 11/28/16 (W, 115-69)  
**Scored 110 or more points (SEC game):** 110 vs. Auburn, 2/21/15 (W, 110-75)  
**Scored 120 or more points:** 120 vs. Vanderbilt, 2/7/96 (W, 120-81)  
**Scored 120 or more points (SEC game):** 120 vs. Vanderbilt, 2/7/96 (W, 120-81)  
**Scored 130 or more points:** 143 vs. Georgia, 2/27/56 (W, 143-66)  
**Scored 140 or more points:** 143 vs. Georgia, 2/27/56 (W, 143-66)  
**Scored 150 or more points:** Never  
**Scored less than 50 points:** 48 vs. Vanderbilt, 3/15/13 (L, 64-48)  
**Scored 100 points in two consecutive games:** vs. Cleveland State (11/23/16), vs. UT Martin (11/25/16), vs. Arizona State (11/28/16)  
**Scored 100 Points in three consecutive games:** vs. Cleveland State (11/23/16), vs. UT Martin (11/25/16), vs. Arizona State (11/28/16)  
**Scored 100 points in consecutive SEC games:** 2/27/56-3/3/56

## SHOOTING PERCENTAGES

**Shot 70% from the field:** .722 vs. Mississippi St., 2/15/86  
**Shot 65% from the field:** .667 vs. UIC, 11/26/17  
**Shot 30% or less from the field:** .281 at Texas A&M (1/10/15)  
**Allowed 50% shooting:** .544 vs. Duke, 11/6/18  
**Allowed 60% shooting:** .640 by Florida, 3/4/07  
**Allowed 30% or less shooting:** .276 by Monmouth, 11/28/18 (16-58)  
**Allowed 20% or less shooting:** .197 by Montana State, 11/23/14 (12-61)

## FREE THROWS

**Shot 90% or better from FT line:** 91.3 (21-23) vs. Texas A&M (1/8/19)  
**Shot 100% from FT Line:** 11-11 vs. Florida, 2/7/12  
**Shot 50% or less from FT line:** .471 (8-17) at Texas A&M, 2/10/18  
**Attempted 40 FT:** vs. Tennessee State (41), 11/23/18  
**Attempted five or less FT:** vs. South Carolina (4) 1/21/06  
**Made 30 FT:** 30 vs. Auburn, 3/14/15 (30-35)

## 3-POINTERS

**Hit 0 3-pointers:** 0 vs. Davidson, 3/15/18 (0-6)  
**Hit 10 3-pointers:** 10 at Vanderbilt, 1/29/19 (10-17)  
**Hit 11 3-pointers:** 12 vs. Utah, 12/15/18 (12-21)  
**Hit 12 3-pointers:** 12 vs. Utah, 12/15/18 (12-21)  
**Hit 13 3-pointers:** 13 vs. Texas A&M, 1/3/17 (13-25)  
**Hit 14 3-pointers:** 15 vs. Georgia, 3/1/12 (15-27)  
**Hit 15 3-pointers:** 15 vs. Georgia, 3/1/12 (15-27)  
**Hit 16 3-pointers:** 16 vs. UNC-Asheville, 12/23/96 (16-33)  
**Hit 17 3-pointers:** 20 vs. LSU, 3/4/95 (20-35)  
**Hit 18 3-pointers:** 20 vs. LSU, 3/4/95 (20-35)  
**Hit 19 3-pointers:** 20 vs. LSU, 3/4/95 (20-35)  
**Hit 20 3-pointers:** 20 vs. LSU, 3/4/95 (20-35)  
**Hit 21 3-pointers:** 21 vs. North Carolina, 12/27/89 (21-48)  
**Hit 22 3-pointers:** Never

## SCORING MARGINS

**Won game by 50 points or more:** 58 vs. Montana State (W, 86-28) 11/23/14  
**Won game by 60 points or more:** 62 vs. Vanderbilt (W, 106-44) 3/5/03  
**Won game by 70 points or more:** 74 vs. Tennessee-Martin (W, 124-50) 11/26/94  
**Lost game by 30 points or more:** 34 vs. Duke (L, 118-84) 11/6/18  
**Lost game by 40 points or more:** 41 at Vanderbilt (L, 93-52) 2/12/08

**Lost game by 50 points or more:** 55 at Kansas (L, 150-95) 12/9/89  
**Lost game by 60 points or more:** 70 vs. Central (L, 87-17) 1/28/1910  
**Lost game by 70 points or more:** 70 vs. Central (L, 87-17) 1/28/1910  
**Game decided by one point:** vs. Seton Hall, 12/8/18 (L, 84-83 OT)  
**Game decided by two points:** at Auburn, 1/19/19 (W, 82-80)  
**Game decided by three points:** vs. Kansas State, 3/22/18 (L, 61-58)  
**Two consecutive games decided by one point:** vs. North Carolina (W, 73-72) 12/3/11 and at Indiana (L, 73-72) 12/10/11  
**Three consecutive games decided by one point:** Never  
**Two consecutive games decided by two points:** at Ole Miss (L, 71-69) 2/1/11 and Florida (L, 70-68) 2/5/11

**Came back from 10-point deficit for win:** W, 65-54 at Florida (2/2/19); Trained by 11 at 42-31 (13:59 in 2nd)  
**Came back from 11-point deficit for win:** W, 65-54 at Florida (2/2/19); Trained by 11 at 42-31 (13:59 in 2nd)  
**Came back from 12-point deficit for win:** W, 56-47 vs. Vanderbilt (1/12/19); Trained by 12 at 16-4 (15:12 in 1st)  
**Came back from 13-point deficit for win:** W, 83-81 (OT) vs. Vanderbilt (1/30/18); Trained by 14 at 45-31 (15:23 in 2nd)  
**Came back from 14-point deficit for win:** W, 83-81 (OT) vs. Vanderbilt (1/30/18); Trained by 14 at 45-31 (15:23 in 2nd)  
**Came back from 15-point deficit for win:** W, 83-76 at West Virginia (1/27/18); Trained by 17 at 40-23 (18:57 in 2nd)  
**Came back from 16-point deficit for win:** W, 83-76 at West Virginia (1/27/18); Trained by 17 at 40-23 (18:57 in 2nd))  
**Came back from 17-point deficit for win:** W, 83-76 at West Virginia (1/27/18); Trained by 17 at 40-23 (18:57 in 2nd)  
**Came back from 18-point deficit for win:** W, 73-67 vs. Vanderbilt (2/28/17); Trained by 19 at 25-6 (8:03 in 1st)  
**Came back from 19-point deficit for win:** W, 73-67 vs. Vanderbilt (2/28/17); Trained by 19 at 25-6 (8:03 in 1st)  
**Came back from 20-point deficit for win:** W, 82-79 at Vanderbilt (2/22/97); Trained by 22 at 40-18 (3:51 in 1st)  
**Came back from 30-point deficit for win:** W, 99-95 at LSU (2/15/94); Trained by 31 at 68-37 (15:34 in 2nd)  
**Came back from 31-point deficit for win:** W, 99-95 at LSU (2/15/94); Trained by 31 at 68-37 (15:34 in 2nd)

## REBOUNDS

**Pulled down 50 rebounds:** 50 (21-29) vs. South Carolina, 2/5/19  
**Pulled down 55 rebounds:** 59 (20-39) vs. Arizona State, 11/28/16  
**Pulled down 60 rebounds:** 62 (19-43) vs. Morehead State, 12/16/96

## OVERTIME GAMES

**Played an overtime game:** vs. Seton Hall, 12/8/18 (L, 84-83 OT)  
**Won an overtime game:** vs. Vanderbilt, 1/30/18 (W, 83-81 OT)  
**Played an SEC overtime game:** vs. Vanderbilt, 1/30/18 (W, 83-81 OT)  
**Won an SEC overtime game:** vs. Vanderbilt, 1/30/18 (W, 83-81 OT)  
**Lost an overtime game:** vs. Seton Hall, 12/8/18 (L, 84-83 OT)  
**Lost an SEC overtime game:** at Texas A&M, 2/20/16 (L, 79-77 OT)  
**Played an overtime game in SEC Tournament:** vs. Texas A&M, 3/13/16 (W, 82-77 OT)  
**Won an overtime game in SEC Tournament:** vs. Texas A&M, 3/13/16 (W, 82-77 OT)  
**Played two overtimes:** at Texas A&M, 1/10/15 (W, 70-64 2ot)  
**Played three overtimes:** vs. Temple 12/7/57 (W, 85-83)  
**Played four overtimes:** Never played four overtime game  
**Played consecutive games that went to overtime:** 1/6/15 vs. Ole Miss (W, 89-86) and 1/10/15 at Texas A&M (70-64)



# THE LAST TIME A UK OPPONENT ...

## INDIVIDUALS

### SCORING

**Scored 25 points:** Bryce Brown (28), Auburn, 1/19/19  
**Scored 30 points:** Bubba Parham (35), VMI, 11/21/18  
**Scored 35 Points:** Bubba Parham (35), VMI, 11/21/18  
**Scored 40 points:** Elston Turner (40), Texas A&M, 1/12/13  
**Scored 45 points:** David Robinson (45), Navy, 1/25/87  
**Scored 50 points:** Austin Carr (50), Notre Dame, 12/29/79  
**Scored 60 points:** Pete Maravich (64), LSU, 2/21/70  
**Scored 65 points:** Never  
**Two players had 20 points:** R.J. Barrett, Zion Williamson, Cam Reddish, Duke, 11/6/18  
**Three players had 20 points:** R.J. Barrett, Zion Williamson, Cam Reddish, Duke, 11/6/18  
**Two players had 30 points:** Ronnie Henderson (36) and Claren Ceasar (32), LSU, 2/15/94  
**Five players scored in double figures:** Alabama, 1/5/19

### FIELD GOALS

**Made 15 FG in a game:** David Robinson (17), Navy, 1/25/87  
**Made 16 FG in a game:** David Robinson (17), Navy, 1/25/87  
**Made 17 FG in a game:** David Robinson (17), Navy, 1/25/87  
**Made 18 FG in a game:** Steve Downing (19), Indiana, 12/11/71  
**Made 19 FG in a game:** Steve Downing (19), Indiana, 12/11/71  
**Made 20 FG in a game:** Johnny Neumann (20), Ole Miss, 1/2/71  
**Made 21 FG in a game:** Austin Carr (21), Notre Dame, 12/29/70  
**Made 22 FG in a game:** Austin Carr (22), Notre Dame, 3/12/70  
**Made 23 FG in a game:** Pete Maravich (23), LSU, 2/21/70  
**Made 24 FG in a game:** Never  
**Attempted 17 FG in a game:** Dedric Lawson (18), Kansas, 1/26/19  
**Attempted 18 FG in a game:** Dedric Lawson (18), Kansas, 1/26/19  
**Attempted 19 FG in a game:** Bubba Parham (20), VMI, 11/28/18  
**Attempted 20 FG in a game:** Bubba Parham (20), VMI, 11/28/18  
**Attempted 25 FG in a game:** R.J. Barrett (26), Duke, 11/6/18  
**Attempted 30 FG in a game:** Freeman Williams (40), Portland State, 12/16/17  
**Attempted 35 FG in a game:** Freeman Williams (40), Portland State, 12/16/17  
**Attempted 40 FG in a game:** Freeman Williams (40), Portland State, 12/16/17  
**Attempted 45 FG in a game:** Johnny Neumann (50), Ole Miss, 1/2/71  
**Attempted 50 FG in a game:** Johnny Neumann (50), Ole Miss, 1/2/71  
**Attempted 53 FG in a game:** Pete Maravich (53), LSU, 2/22/69  
**Attempted 54 FG in a game:** Never

### 3-POINTERS

**Made 5 3-pointers in a game:** Bryce Brown (6), Auburn, 1/19/19  
**Made 6 3-pointers in a game:** Bryce Brown (6), Auburn, 1/19/19  
**Made 7 3-pointers in a game:** Bubba Parham (10), VMI, 11/18/18  
**Made 8 3-pointers in a game:** Bubba Parham (10), VMI, 11/18/18  
**Made 9 3-pointers in a game:** Bubba Parham (10), VMI, 11/18/18  
**Made 10 3-pointers in a game:** Bubba Parham (10), VMI, 11/18/18  
**Made 11 3-pointers in a game:** Corey Allmond (11), Sam Houston State, 11/19/2009  
**Made 12 3-pointers in a game:** Never  
**Attempted 10 3-pointers in a game:** Myles Powell (11), Seton Hall, 12/8/18  
**Attempted 15 3-pointers in a game:** Bubba Parham (16), VMI, 11/18/18  
**Attempted 16 3-pointers in a game:** Bubba Parham (16), VMI, 11/18/18  
**Attempted 17 3-pointers in a game:** Chris Jackson (17), LSU, 2/15/90  
**Attempted 18 3-pointers in a game:** Jeff Boschee (18), Kansas, 3/14/99  
**Attempted 19 3-pointers in a game:** Never

### FREE THROWS

**Made 10 FT in a game:** Jeff Roberson (10), Vanderbilt, 1/30/18  
**Made 11 FT in a game:** J.J. Frazier (12), Georgia, 2/18/17  
**Made 12 FT in a game:** J.J. Frazier (12), Georgia, 2/18/17  
**Made 13 FT in a game:** Sindarius Thornwell (14), South Carolina, 1/21/17

**Made 14 FT in a game:** Sindarius Thornwell (14), South Carolina, 1/21/17  
**Made 15 FT in a game:** Brenton Williams (15), South Carolina, 3/1/14  
**Made 16 FT in a game:** Dan Cross (16), Florida, 2/18/95  
**Made 17 FT in a game:** John Mengelt (17), Auburn, 3/2/70  
**Made 18 FT in a game:** Pete Maravich (18), LSU, 2/21/70  
**Made 19 FT in a game:** Never  
**Attempted 10 FT in a game:** Grant Williams (10), Tennessee, 2/6/18  
**Attempted 15 FT in a game:** J.J. Frazier (15), Georgia, 2/18/17  
**Attempted 20 FT in a game:** Harding McCaleb (25), Louisville, 2/22/16  
**Attempted 25 FT in a game:** Harding McCaleb (25), Louisville, 2/22/16  
**Attempted 26 FT in a game:** Never

### REBOUNDS

**15 Rebs:** Dedric Lawson (15), Kansas, 1/26/19  
**16 Rebs:** Kennedy Meeks (17), North Carolina, 3/26/17  
**17 Rebs:** Kennedy Meeks (17), North Carolina, 3/26/17  
**18 Rebs:** Sean May (19), North Carolina, 12/4/04  
**19 Rebs:** Sean May (19), North Carolina, 12/4/04  
**20 Rebs:** Andrew DeClercq (20), Florida, 1/18/94  
**25 Rebs:** Leon Douglas (25), Alabama, 1/20/75  
**30 Rebs:** Kenneth Stanley (30), USC, 12/4/61  
**31 Rebs:** Never  
**Two players had 10 rebounds:** Desean Murray (11) and Anfernee McLemore (11), Auburn, 2/4/18  
**Three players had 10 rebounds:** Craig Victor II (12), Tim Quarterman (10), Ben Simmons (10), LSU, 1/5/16

### ASSISTS

**10 assists:** Tonny Trocha-Morelos (10), Texas A&M, 3/4/2017  
**11 assists:** Dwyane Wade (11), Marquette, 3/29/03  
**12 assists:** Edgar Padilla (12), UMass, 3/30/96  
**13 assists:** Billy McCaffrey (14), Vanderbilt, 1/13/93  
**14 assists:** Billy McCaffrey (14), Vanderbilt, 1/13/93  
**15 assists:** Eric Richardson (15), Alabama, 2/4/84  
**16 assists:** Never

### BLOCKS

**5 blocks:** Akolda Manyang (5), Utah Valley, 11/10/17  
**6 blocks:** Sagaba Konate (7), West Virginia, 1/27/18  
**7 blocks:** Sagaba Konate (7), West Virginia, 1/27/18  
**8 blocks:** Jarvis Varnado (10), Mississippi State, 1/15/08  
**9 blocks:** Jarvis Varnado (10), Mississippi State, 1/15/08  
**10 blocks:** Jarvis Varnado (10), Mississippi State, 1/15/08  
**11 blocks:** Samaki Walker (11), Louisville, 1/1/95  
**12 blocks:** Never

### STEALS

**5 steals:** Ben Simmons (7), LSU, 3/5/16  
**6 steals:** Ben Simmons (7), LSU, 3/5/16  
**7 steals:** Ben Simmons (7), LSU, 3/5/16  
**8 steals:** Never

## TEAM

### SCORING

**Scored 90 or more points:** 118, Duke, 11/6/18 (L, 118-84)  
**Scored 90 or more points (SEC game):** 90, Georgia, 3/4/09 (L, 90-85)  
**Scored 100 or more points:** 118, Duke, 11/6/18 (L, 118-84)  
**Scored 100 or more points (SEC game):** 101, Arkansas, 2/10/93 (L, 101-94)  
**Scored 110 or more points:** 118, Duke, 11/6/18 (L, 118-84)  
**Scored 110 or more points (SEC game):** 110, Vanderbilt, 3/4/67 (L, 110-94)  
**Scored 120 or more points:** 121, North Carolina, 12/27/89 (L, 121-110)  
**Scored 120 or more points (SEC game):** Never  
**Scored 130 or more points:** 150, Kansas, 12/9/89 (L, 150-95)  
**Scored 140 or more points:** 150, Kansas, 12/9/89 (L, 150-95)  
**Scored 150 or more points:** 150, Kansas, 12/9/89 (L, 150-95)  
**Scored 160 or more points:** Never  
**Scored less than 50 points:** 48, South Carolina, 2/5/19 (W, 76-48)  
**Scored less than 50 points (SEC game):** 48, South Carolina, 2/5/19 (W, 76-48)  
**Scored less than 40 points:** 39, West Virginia, 3/26/15 (W, 78-39)  
**Scored less than 40 points (SEC game):** 37, Missouri, 1/13/15 (W, 86-37)  
**Scored less than 30 points:** 28, Montana State, 11/23/14 (W, 86-28)  
**Scored less than 30 points (SEC game):** 26, Georgia Tech,

1/28/46 (W, 86-37)  
**Scored less than 20 points:** 18, Western Ontario, 12/10/49 (W, 90-21)  
**Scored less than 20 points (SEC game):** 18, Alabama, 2/10/40 (W, 46-18)  
**Scored less than 10 points:** 9, Tulane, 12/21/34 (W, 39-9)  
**Scored less than 10 points (SEC game):** Never  
**Scored less than 5 points:** Never

### SHOOTING PERCENTAGES

**Shot 70% from the field:** Never  
**Shot 60% from the field:** .640, Florida, 3/4/07  
**Shot 50% from the field:** .544, Duke, 11/6/18  
**Shot 30% or less from the field:** .276, Monmouth, 11/28/18 (16-58)  
**Shot 20% or less from the field:** .197, Montana State, 11/23/14 (12-61)  
**Shot 10% or less from the field:** Never (shooting percentages not recorded prior to 1947)

### 3-Pointers

**Made 10 or more 3-pointers:** 13, Auburn, 1/19/19  
**Made 15 or more 3-pointers:** 19, VMI, 11/18/18  
**Made 20 or more 3-pointers:** Never  
**Made zero 3-pointers:** 0, Auburn, 1/19/13 (0-15)

### FREE THROWS

**Shot 90% or better from FT line:** 92.3 (12-13), Texas A&M, 1/9/19  
**Shot 100% from FT Line:** 5-5, VMI, 11/18/18  
**Shot 50% or less from FT line:** .357 (5-14), South Carolina, 2/5/19  
**Attempted 40 FT:** 47, Kansas, 1/30/16 (30-47)  
**Attempted five or less FT:** 5, VMI, 11/18/18 (5-5)  
**Made 30 FT:** 30, Tennessee, 2/2/16 (30-34)

### REBOUNDS

**Pulled down 50 rebounds:** 54 (17-37), Florida, 2/4/17





# RUPP ARENA

## Year-by-Year Records

Season	W-L	Percetange
2018-19	13-0	1.000
2017-18	16-2	.889
2016-17	15-2	.882
2015-16	17-0	1.000
2014-15	19-0	1.000
2013-14	16-2	.889
2012-13	16-2	.889
2011-12	18-0	1.000
2010-11	15-0	1.000
2009-10	18-0	1.000
2008-09	12-6	.667
2007-08	14-4	.778
2006-07	14-2	.875
2005-06	10-5	.667
2004-05	14-1	.933
2003-04	11-2	.846
2002-03	12-1	.923
2001-02	12-3	.800
2000-01	11-1	.917
1999-2000	14-0	1.000
1998-99	12-1	.923
1997-98	9-3	.750
1996-97	12-1	.923
1995-96	13-0	1.000
1994-95	12-1	.923
1993-94	13-1	.929
1992-93	16-0	1.000
1991-92	15-2	.882
1990-91	13-0	1.000
1989-90	13-2	.867
1988-89	8-6	.571
1987-88	14-2	.875
1986-87	13-2	.867
1985-86	18-0	1.000
1984-85	11-3	.786
1983-84	16-0	1.000
1982-83	14-1	.933
1981-82	15-1	.938
1980-81	15-0	1.000
1979-80	12-3	.800
1978-79	11-4	.733
1977-78	16-0	1.000
1976-77	12-2	.857
<b>Total</b>	<b>590-68</b>	<b>.897</b>

## Top 10 All-Time Attendances

No.	Att.	Opp.	Date	Result
1.	24,479	Louisville	1/20/10	W, 71-62
2.	24,468	N. Carolina	12/5/09	W, 68-66
3.	24,465	Florida	2/10/07	L, 64-61
4.	24,459	Florida	2/4/03	W, 70-55
5.	24,432	Louisville	12/17/05	W, 73-61
6.	24,431	Florida	2/25/17	W, 76-66
7.	24,428	Florida	3/7/15	W, 67-50
8.	24,425	Florida	2/15/14	L, 69-59
9.	24,418	Kansas	1/28/17	L, 79-73
10.	24,416	Arkansas	2/28/15	W, 84-67

## Top 10 Attendances of 18-19

No.	Att.	Opp.	Date	Result
1.	24,387	Kansas	1/26/19	W, 71-63
2.	22,504	Vanderbilt	1/12/19	W, 56-47
3.	22,048	Texas A&M	1/8/19	W, 85-74
4.	21,922	Utah	12/15/18	W, 88-61
5.	21,853	UNCG	12/1/18	W, 78-61
6.	20,496	S. Carolina	2/5/19	W, 76-48
7.	21,449	Miss. State	1/22/19	W, 76-55
8.	20,277	S. Illinois	11/9/18	W, 71-59
9.	20,224	Tenn. State	11/23/18	W, 77-62
10.	20,207	VMI	11/18/18	W, 92-82

## Cats Rock at Rupp

The Wildcats are 590-68 (.897) in Rupp Arena. Among the most notable marks of dominance as the nation's toughest venue to play include:

- A school record 54-game winning streak to begin the John Calipari era
- The Wildcats are 313-42 (.882) in regular-season SEC games in the building
- Kentucky set a new program home record of 19 wins in 2014-15
- The Wildcats have gone undefeated at home in five of John Calipari's nine complete seasons
- Overall, UK has posted a perfect mark in 13 of Rupp Arena's 42 seasons

## Cal Owns Longest Win Streaks in Rupp

With UK's 2011-12 season-opening victory over Marist, UK head coach John Calipari recorded his 34th consecutive win in Rupp Arena as UK's head coach. It broke former UK head coach Rick Pitino's longest streak of 33 games in the venue.

The winning streak reached as long as 54 games. Calipari didn't suffer his first loss in Rupp Arena until losing to Baylor in his fourth season. The 54-game run, however, was his longest career winning streak. He also had the second-longest streak in the arena as the Cats won 42 straight from March 4, 2014 to Nov. 25, 2016.

## Pack the House

Kentucky has led the nation in average home attendance in 20 of the last 23 seasons. That number includes a Rupp Arena record of 24,110 in John Calipari's first season (2009-10) as head coach.

- Kentucky averaged 21,875 fans during the 2017-18 season
- UK has averaged 23,000 or more fans in seven of Calipari's nine complete seasons
- The Wildcats led the nation in average attendance in 2017-18

## The Top-Ranked Team at Home

Kentucky has lost just three times at home as the Associated Press top-ranked team in the history of the program and just twice in Rupp Arena. Prior to the loss to UCLA by three on Dec. 3, 2016, the other two losses came by just one point.

The Wildcats are 53-2 all-time as the AP No. 1 team in Rupp Arena since its opening in 1976. The first loss was to Auburn, 53-52, on Jan. 9, 1988.

## Coach Cal in Rupp Arena

It's been downright difficult to beat the Wildcats in Rupp Arena during the John Calipari era. UK is 163-8 (.953) in Rupp Arena under Calipari.

- UK is 19-4 (.826) vs. ranked opponents in Rupp in the Calipari era
- The Wildcats are 144-4 (.973) vs. unranked teams in Rupp under Cal
- UK is 86-3 (.966) at home vs. nonconference foes under Calipari
- Calipari notched his 100th career win in Rupp Arena as UK's coach with the Wildcats' 110-75 rout of Auburn on Feb. 21, 2014. It took Calipari just 104 games to reach the century mark at home, the fastest of any UK coach

## Cal Passes Hall for Rupp Record

With a 101-70 victory over Cleveland State on Nov. 23, 2016, John Calipari passed former UK head coach Joe B. Hall for wins in Rupp Arena history.

Calipari currently has 163 victories inside the historic venue. Hall won 122.

## Rupp Arena Quick Facts

<b>Year Opened:</b>	1976
<b>First Game:</b>	Nov. 27, 1976
<b>All-Time Record:</b>	590-68 (89.7)
<b>Record Under Calipari:</b>	163-8 (95.3)
<b>Capacity:</b>	23,000
<b>Record Crowd:</b>	24,479 (1/20/10)
<b>Longest Winning Streak:</b>	54 (11/9/10-12/1/12)
<b>Current Winning Streak:</b>	16

## 2018-19 Opponent Breakdown

### Southern Illinois (Nov. 9)

All-time games in Rupp Arena: One  
UK record in Rupp vs. SIU: 1-0  
Last time in Rupp Arena: UK, 71-59 (11/9/18)

### North Dakota (Nov. 14)

All-time games in Rupp Arena: One  
UK record in Rupp vs. NDU: 1-0  
Last time in Rupp Arena: UK, 96-58 (11/14/18)

### VMI (Nov. 18)

All-time games in Rupp Arena: Three  
UK record in Rupp vs. VMI: 2-1  
Last time in Rupp Arena: UK, 92-82 (11/18/08)

### Winthrop (Nov. 21)

All-time games in Rupp Arena: Three  
UK record in Rupp vs. WU: 3-0  
Last time in Rupp Arena: UK, 87-74 (11/21/18)

### Tennessee State (Nov. 23)

All-time games in Rupp Arena: Four  
UK record in Rupp vs. TSU: 4-0  
Last time in Rupp Arena: UK, 77-62 (11/23/18)

### Monmouth (Nov. 28)

All-time games in Rupp Arena: One  
UK record in Rupp vs. MU: 1-0  
Last time in Rupp Arena: UK, 90-44 (11/28/18)

### UNC Greensboro (Nov. 23)

All-time games in Rupp Arena: One  
UK record in Rupp vs. UNCG: 1-0  
Last time in Rupp Arena: UK, 78-61 (12/1/18)

### Utah (Dec. 15)

All-time games in Rupp Arena: Three  
UK record in Rupp vs. Utah: 2-1  
Last time in Rupp Arena: UK, 88-61 (12/15/18)

### Texas A&M (Jan. 8)

All-time games in Rupp Arena: Six  
UK record in Rupp vs. TAMU: 4-2  
Last time in Rupp Arena: UK, 85-74 (1/8/19)

### Vanderbilt (Jan. 12)

All-time games in Rupp Arena: 41  
UK record in Rupp vs. VU: 39-2  
Last time in Rupp Arena: UK, 56-47 (1/12/19)

### Mississippi State (Jan. 22)

All-time games in Rupp Arena: 30  
UK record in Rupp vs. MSU: 28-2  
Last time in Rupp Arena: UK, 76-55 (1/22/19)

### Kansas (Jan. 26)

All-time games in Rupp Arena: Seven  
UK record in Rupp vs. KU: 5-2  
Last time in Rupp Arena: UK, 71-63 (1/29/19)

### South Carolina (Feb. 5)

All-time games in Rupp Arena: 27  
UK record in Rupp vs. USC: 25-2  
Last time in Rupp Arena: UK, 76-48 (2/5/19)

### LSU (Feb. 12)

All-time games in Rupp Arena: 31  
UK record in Rupp vs. LSU: 26-5  
Last time in Rupp Arena: UK, 92-85 (2/7/17)

### Tennessee (Feb. 16)

All-time games in Rupp Arena: 42  
UK record in Rupp vs. UT: 37-5  
Last time in Rupp Arena: UT, 61-59 (2/6/18)

### Auburn (Feb. 23)

All-time games in Rupp Arena: 29  
UK record in Rupp vs. AU: 27-2  
Last time in Rupp Arena: UK, 92-72 (1/14/17)

### Arkansas (Feb. 26)

All-time games in Rupp Arena: 15  
UK record in Rupp vs. UA: 12-3  
Last time in Rupp Arena: UK, 97-71 (1/7/17)

### Florida (Jan. 20)

All-time games in Rupp Arena: 42  
UK record in Rupp vs. UF: 34-8  
Last time in Rupp Arena: UF, 66-64 (1/20/18)



## UK vs. AP Ranked Foes Under Cal

### In John Calipari Era (2009-Present)

**56-27**

vs. No. 9 Kansas	Jan. 26, 2019	W, 71-63
vs. No. 22 Mississippi State	Jan. 22, 2019	W, 76-55
at No. 14 Auburn	Jan. 19, 2019	W, 82-80
vs. No. 9 North Carolina (Chicago)	Dec. 22, 2018	W, 80-72
vs. No. 4 Duke (Indianapolis)	Nov. 6, 2018	L, 118-84
vs. No. 13 Tennessee (SECT)	March 11, 2018	W, 77-72
at No. 10 Auburn	Feb. 14, 2018	L, 76-66
vs. No. 15 Tennessee	Feb. 6, 2018	L, 61-59
at No. 7 West Virginia	Jan. 27, 2018	W, 83-76
at No. 23 Tennessee	Jan. 6, 2018	L, 76-65
vs. No. 4 Kansas (Chicago)	Nov. 14, 2017	L, 65-61
vs. No. 6 North Carolina (NCAA)	March 26, 2017	L, 75-73
vs. No. 8 UCLA (NCAA)	March 24, 2017	W, 86-75
vs. No. 19 Wichita St. (NCAA)	March 19, 2017	W, 65-62
vs. No. 13 Florida	Feb. 25, 2017	W, 76-66
at No. 24 Florida	Feb. 4, 2017	L, 88-66
vs. No. 2 Kansas	Jan. 28, 2017	L, 79-73
vs. No. 24 South Carolina	Jan. 21, 2017	W, 85-69
at No. 10 Louisville	Dec. 21, 2016	L, 73-70
at No. 17 North Carolina (Las Vegas)	Dec. 17, 2016	W, 103-100
vs. No. 11 UCLA	Dec. 3, 2016	L, 97-92
vs. No. 13 Michigan St. (New York)	Nov. 15, 2016	W, 69-48
vs. No. 14 Indiana (NCAA)	March 19, 2016	L, 73-67
vs. No. 17 Texas A&M (SECT)	March 13, 2016	W, 82-77
at No. 4 Kansas	Jan. 30, 2016	L, 90-84
vs. No. 16 Louisville	Dec. 27, 2015	W, 75-73
vs. No. 5 Duke (Chicago)	Nov. 17, 2015	W, 74-63
vs. No. 3 Wisconsin (NCAA)	April 4, 2015	L, 71-64
vs. No. 8 Notre Dame (NCAA)	March 28, 2015	W, 68-66
vs. No. 20 West Virginia (NCAA)	March 26, 2015	W, 78-39
vs. No. 21 Arkansas (SECT)	March 15, 2015	W, 78-63
vs. No. 18 Arkansas	Feb. 28, 2015	W, 84-67
at No. 4 Louisville	Dec. 27, 2014	W, 58-50
vs. No. 21 North Carolina	Dec. 13, 2014	W, 84-70
vs. No. 6 Texas	Dec. 5, 2014	W, 63-51
vs. No. 5 Kansas (Indianapolis)	Nov. 18, 2014	W, 72-40
vs. No. 18 UConn (NCAA)	April 7, 2014	L, 60-54
vs. No. 12 Wisconsin (NCAA)	April 5, 2014	W, 74-73
vs. No. 7 Michigan	March 30, 2014	W, 75-72
vs. No. 5 Louisville (NCAA)	March 28, 2014	W, 74-69
vs. No. 2 Wichita St. (NCAA)	March 23, 2014	W, 78-76
vs. No. 1 Florida (SECT)	March 16, 2014	L, 61-60
at No. 1 Florida	March 8, 2014	L, 84-65
vs. No. 3 Florida	Feb. 15, 2014	L, 69-59
vs. No. 4 Louisville	Dec. 28, 2013	W, 73-66
at No. 18 North Carolina	Dec. 14, 2013	L, 82-77
vs. No. 20 Baylor (Dallas)	Dec. 6, 2013	L, 67-62
vs. No. 2 Michigan St. (Chicago)	Nov. 12, 2013	L, 78-74
vs. No. 11 Florida	March 9, 2013	W, 61-57
at No. 7 Florida	Feb. 12, 2013	L, 69-52
at No. 16 Ole Miss	Jan. 29, 2013	W, 87-74
at No. 4 Louisville	Dec. 29, 2012	L, 80-77
vs. No. 9 Duke (Atlanta)	Nov. 13, 2012	L, 75-68
vs. No. 6 Kansas (NCAA)	April 2, 2012	W, 67-59
vs. No. 17 Louisville (NCAA)	March 31, 2012	W, 69-61
vs. No. 9 Baylor (NCAA)	March 25, 2012	W, 82-70
vs. No. 16 Indiana (NCAA)	March 23, 2012	W, 87-71
vs. No. 22 Florida (SECT)	March 10, 2012	W, 74-71
at No. 16 Florida	March 4, 2012	W, 74-59
vs. No. 8 Florida	Feb. 7, 2012	W, 78-58
vs. No. 4 Louisville	Dec. 31, 2011	W, 69-62
vs. No. 5 North Carolina	Dec. 3, 2011	W, 73-72
vs. No. 12 Kansas (New York)	Nov. 15, 2011	W, 75-65
vs. No. 9 UConn (NCAA)	April 2, 2011	L, 56-55
vs. No. 7 North Carolina (NCAA)	March 27, 2011	W, 76-69
vs. No. 1 Ohio State (NCAA)	March 25, 2011	W, 62-60
vs. No. 22 West Virginia (NCAA)	March 19, 2011	W, 71-63
vs. No. 12 Florida (SECT)	March 13, 2011	W, 70-54
vs. No. 21 Vanderbilt	March 1, 2011	W, 68-66
vs. No. 13 Florida	Feb. 26, 2011	W, 76-68
at No. 21 Vanderbilt	Feb. 12, 2011	L, 81-77
at No. 22 Louisville	Dec. 31, 2010	W, 78-63
vs. No. 23 Notre Dame (Louisville)	Dec. 8, 2010	W, 72-58
vs. No. 13 Washington (Maui)	Nov. 23, 2010	W, 74-67
vs. No. 6 West Virginia (NCAA)	March 27, 2010	L, 73-66
vs. No. 15 Tennessee (SECT)	March 13, 2010	W, 74-45
at No. 19 Tennessee	Feb. 27, 2010	L, 74-65
at No. 17 Vanderbilt	Feb. 20, 2010	W, 58-56
vs. No. 12 Tennessee	Feb. 13, 2010	W, 73-62
vs. No. 25 Ole Miss	Feb. 2, 2010	W, 85-75
vs. No. 21 Vanderbilt	Jan. 30, 2010	W, 85-72
vs. No. 14 UConn (New York)	Dec. 9, 2009	W, 64-61
vs. No. 10 North Carolina	Dec. 5, 2009	W, 68-66

### Calipari's Record at UK vs:

vs. No. 1	1-2
vs. Top 3	2-6
vs. Top 5	9-10
vs. Top 10	22-17
vs. Top 15	35-20
vs. Top 20	45-24
vs. Top 25	56-27
Home	19-4
Away	7-11
Neutral	30-12
SEC Tourney	5-1
NCAA Tourney	15-6

### A Decorated Decade

Entering year No. 10 at Kentucky, John Calipari's time in Lexington has been every bit as successful -- and more -- as fans could have hoped when he agreed to become the head coach at UK back in the spring of 2009.

By just about every measure, he's been the most successful coach in college basketball during his time at Kentucky as he gets ready to put the first decade behind him. Among schools who have been to at least two Elite Eights and a Final Four since 2009-10, Calipari ranks:

- Second in wins (295)
- First in NCAA Tournament wins (28)
- Fourth in NCAA titles (one)
- First in Final Four appearances (four)
- First in Elite Eight appearances (six)
- First in Sweet 16 appearances (seven)
- Third in regular-season conference titles (five)
- Second in league tournament titles (six)

### 700 Victories and Counting

With Kentucky's win over UIC on Nov. 26, 2017, John Calipari reached the 700 on-court win plateau. He is one of just 41 coaches, regardless of NCAA level of classification, to reach that barrier. Only 29 coaches have done it with at least 10 seasons at the Division I level.

Calipari became the fourth-fastest coach to 700 on-court wins ever. Only Adolph Rupp (836 games), Jerry Tarkanian (876 games) and Roy Williams (879 games) did it faster.

### Moving Up the Kentucky Career Wins List

With a 78-65 victory vs. Mississippi State on Jan. 23, 2018, John Calipari notched his 264th career win at Kentucky, moving him past Tubby Smith, who finished his UK career with a 263-83 mark. Calipari trails only the legendary Adolph Rupp (876 wins) and Joe B. Hall (297) for most wins at Kentucky. Calipari currently has 295 wins at Kentucky.

Although he's still climbing the charts, he's doing nearly as fast as anyone else in school history. With a thrilling 75-73 victory over rival Louisville on Dec. 26, 2015, John Calipari captured his 200th career win at Kentucky faster than any coach in UK history -- and nearly faster than anyone has ever done it at any school.

Calipari reached the 200-win plateau in his 240th career game at Kentucky. Rick Pitino, previously the fastest to 200 wins at UK prior to Calipari, didn't capture his 200th Wildcat win until his 249th game. Rupp reached 200 during his 250th game.

Not only did Calipari reach the 200-win mark in record pace at Kentucky, he also nearly set the all-time Division I mark. With the win over U of L, he became the second-fastest Division I men's basketball coach to reach 200 victories at a single school, behind only LIU-Brooklyn's Clair Bee, who achieved the feat in 231 games.

Calipari is only the fifth UK coach to reach the 200-win plateau. He's currently the only coach in NCAA history with at least 189 victories at three different schools.

Calipari reached his 250th career win at Kentucky with a 73-63 comeback victory vs. Utah Valley for the 2017-18 season opener. Calipari reached 250 wins at UK faster than any UK coach. It took Rupp 312 games to reach 250 wins, whereas it took Calipari just 303.

### Calipari Third on UK Games Coached List

With a win over UNC Greensboro on Dec. 1, 10th-year head coach John Calipari passed Tubby Smith for third in UK's lineage of coaching tenures in program history. Smith's 10-year career with the Wildcats ended with his 346th game. Calipari and UK's win over UNGC marked the 347th career game he's been at the helm.

Hall of Famer Adolph Rupp is obviously first with a 42-year tenure spanning 1,066 career games and 876 wins. Joe B. Hall ranks second with 397 career games and 297 wins. Calipari now sits two wins shy of becoming the program's second all-time winningest coach and 35 games from becoming the second-longest tenured head coach.

The Dec. 22 game vs. North Carolina was Calipari's 350th career game at Kentucky. Through 350 games, Calipari's record at UK was 284-66, just one game off the pace of Rupp through his first 350 games.

### First-Ballot Hall of Famer

Kentucky men's basketball coach John Calipari joined basketball's fraternity of legends in September 2015 after being elected to the Naismith Memorial Basketball Hall of Fame on the first ballot.

Calipari joined an elite group of basketball players and coaches in the Naismith Hall of Fame, considered to be one of the ultimate honors in the sport. The Class of 2015 included Calipari, Dick Bevetta, Wildcat Louie Dampier, Lindsay Gaze, Tom Heinsohn, John Isaacs, Spencer Haywood, Lisa Leslie, Dikembe Mutombo, George Raveling and Jolo White.

### Calipari in Elite Company with Conference Championships

Kentucky men's basketball coach John Calipari added another first to his Hall of Fame career in 2017.

When Kentucky clinched at least a share of the 2017 Southeastern Conference championship by beating Vanderbilt on Feb. 28, 2017, he made history as a head coach. Calipari became the first NCAA Division I coach to lead three different programs (UMass, Memphis, Kentucky) to five on-court regular-season league titles five different times. He won the Atlantic 10 at the helm of UMass in 1992, 93, 94, 95 and 96. Memphis claimed the Conference USA crown in 2004, 06, 07, 08 and 09. Kentucky has captured the SEC five times in 2010, 12, 15, 16 and 17.

Perhaps more impressive is that Calipari has 30 combined regular-season and tournament championships after the 2018 SEC Tournament title. That trails only Mark Few of Gonzaga (32 titles) among all active coaches. All-time, Calipari trails only the great Adolph Rupp (41) and Few.

### Calipari Unrivaled in Conference

John Calipari has won 15 league regular-season championships (including the 2010, 2012, 2015, 2016 and 2017 SEC championships) seven more than the next-closest coach in the SEC (Bruce Pearl has eight conference titles). With a 2018 SEC Tournament championship -- Calipari's fourth straight and sixth at UK -- he owns 15 conference tournament titles, 11 more than his closest competitors (Ben Howland and Kermit Davis).

He's tallied a 338-102 (.768) all-time record within conference play as a head coach and owns a 130-36 (.783) record since joining the SEC. Although he's been publicly outspoken against conference tournaments -- only because he doesn't favor playing three or more games on consecutive days to win the tournament -- his teams have gotten up for them. Calipari's teams at UMass, Memphis and Kentucky have been to 19 conference championship games in his 26-year career, winning a remarkable 15 of them.

## ON PACE WITH THE BARON OF THE BLUEGRASS

- Legendary coach Adolph Rupp won 876 career games while he was the coach of UK. He also led Kentucky to five NCAA titles during his 41-year tenure.
- John Calipari is just behind pace with Rupp to begin his career at UK in total victories. Calipari (.815) is slightly behind Rupp (.822) in total UK career winning percentage.

Coach	Games	Record	Next Game (363rd Game)
Adolph Rupp	362	296-66	def. Dayton 70-29 (Jan. 11, 1947)
John Calipari	362	295-67	Feb. 12 vs. LSU
Joe B. Hall	362	276-86	def. BYU 93-68 (March 17, 1984)



# COACH CALIPARI

## UK vs. AP Ranked Foes Under Cal

### Record as AP Top-Ranked Coach Since 2009-10

Coach	Schools	Records
1. John Calipari	Kentucky	69-7
2. Mike Krzyzewski	Duke	46-8
3. Bill Self	Kansas	42-8
4. Jay Wright	Villanova	28-6
5. Jim Boeheim	Syracuse	15-4
6. Tom Crean	Indiana	14-3
7. Thad Matta	Ohio State	13-2
8. Mark Few	Gonzaga	13-3
9. Sean Miller	Arizona	12-1
10. Billy Donovan	Florida	11-1

### Record as AP Top-Ranked Coach Active

Coach	Schools	Records
1. Mike Krzyzewski	Duke	212-32
2. John Calipari	UK, Memphis, UMass	110-12
3. Roy Williams	UNC, Kansas	95-18
4. Bill Self	Kansas	44-9
5. Bruce Weber	Illinois	30-2
6. Jay Wright	Villanova	28-6
7. Jim Boeheim	Syracuse	24-5
8. Bob Huggins	Cincinnati	20-4
9. Tom Crean	Indiana	14-3
10. Mark Few	Gonzaga	13-3

through games on Feb. 9

## All-Time Calipari Draft Picks

Player (School)	Round	Year (Overall)
Bam Adebayo (UK)	First	2017 (14)
Eric Bledsoe (UK)	First	2010 (18)
Devin Booker (UK)	First	2015 (13)
Antonio Burks (MEM)	Second	2004 (36)
Marcus Camby (UMASS)	First	1996 (2)
Rodney Carney (MEM)	First	2006 (16)
DeMarcus Cousins (UK)	First	2010 (5)
Willie Cauley-Stein (UK)	First	2015 (6)
Anthony Davis (UK)	First	2012 (1)
Hamidou Diallo (UK)	Second	2018 (45)
Joey Dorsey (MEM)	Second	2008 (33)
C. Douglas-Roberts (MEM)	Second	2008 (40)
Robert Dozier (MEM)	Second	2009 (60)
Tyreke Evans (MEM)	First	2009 (4)
De'Aaron Fox (UK)	First	2017 (5)
S. Gilgeous-Alexander (UK)	First	2018 (11)
Archie Goodwin (UK)	First	2013 (29)
Josh Harrellson (UK)	Second	2011 (45)
Andrew Harrison (UK)	Second	2015 (44)
Dakari Johnson (UK)	Second	2015 (48)
Terrence Jones (UK)	First	2012 (18)
Enes Kanter (UK)	First	2011 (3)
Michael Kidd-Gilchrist	First	2012 (2)
Brandon Knight (UK)	First	2011 (8)
Kevin Knox (UK)	First	2018 (9)
Skal Labissiere (UK)	First	2016 (28)
Doron Lamb (UK)	Second	2012 (42)
DeAndre Liggins (UK)	Second	2011 (53)
Trey Lyles (UK)	First	2015 (12)
Darius Miller (UK)	Second	2012 (46)
Malik Monk (UK)	First	2017 (11)
Jamal Murray (UK)	First	2016 (7)
Nerlens Noel (UK)	First	2013 (6)
Daniel Orton (UK)	First	2010 (29)
Patrick Patterson (UK)	First	2010 (14)
Julius Randle (UK)	First	2014 (7)
Lou Roe (UMass)	Second	1995 (30)
Derrick Rose (MEM)	First	2008 (1)
Marquis Teague (UK)	First	2012 (29)
Karl-Anthony Towns (UK)	First	2015 (1)
Tyler Ulis (UK)	Second	2016 (34)
Jarred Vanderbilt (UK)	Second	2018 (41)
Dajuan Wagner (MEM)	First	2002 (6)
John Wall (UK)	First	2010 (1)
Shawne Williams (MEM)	First	2006 (17)
James Young (UK)	First	2014 (17)

## There's No Place Like Home

Since the 2000-01 season, John Calipari-coached teams have posted a 316-27 (.921) record at home. At UK, Coach Cal is 163-8 (.953) in Rupp Arena.

In five of Calipari's nine complete seasons at Kentucky, the Wildcats have posted an undefeated record at home, including a school-record 19-0 mark during the 2014-15 season.

Calipari owns both of UK's longest winning streaks in the arena. He began his career at UK with a 54-game winning streak at Rupp Arena. It was the longest winning streak since the arena opened in 1976. With a win over Georgia on Feb. 9, 2016, he secured the second-longest streak in the storied building at 34 games (which ended at 42).

Coach	Streak (Yrs)
1. John Calipari	54 (2010-13)
2. John Calipari	42 (2014-17)
3. Rick Pitino	33 (1992-94)
4. Joe B. Hall	30 (1981-82)
5. Rick Pitino	27 (1995-97)

## Life Away From Home Isn't So Bad Either

As good as John Calipari's team's have been at home, they're pretty good in hostile environments on the road. Dating back to the 2005-06 season, Calipari has recorded a 98-44 (.690) record on the road. At neutral-site venues, Kentucky is 73-18 (.802) all-time under Calipari.

## Calipari at No. 1

John Calipari is one of just two coaches (Frank McGuire) to lead three programs to a No. 1 ranking. Calipari has led six of his 10 UK teams to the ranking and seven of his last 12 teams to the No. 1 ranking (he's done it nine times overall).

When Coach Cal's teams have been at the top, they've been difficult to knock off:

- Calipari is 110-12 (.902) as the top-ranked Associated Press Top 25 coach in the country
- He's 69-7 (.908) when his team is at the top of the AP Top 25 as UK's head coach
- Calipari tallied a 32-4 mark at UMass when the Minutemen were No. 1 and he was 9-1 at Memphis when he had the Tigers at the pinnacle of the rankings
- Calipari (110) trails only Duke's Mike Krzyzewski (212) in active coaches with victories at No. 1
- Calipari has coached 122 career games as a No. 1 team, the fourth most in NCAA history, trailing Krzyzewski (244), John Wooden (228) and Adolph Rupp (131)
- Among coaches who have owned a No. 1 ranking in at least 119 games, Calipari's winning percentage of .902 trails only Wooden (.952) and is ahead of active coach Krzyzewski (.869)

## 30 is the new 20: Calipari Secures Another 20-Win Season

With a 71-67 win over Mississippi State on Feb. 9, 2019, John Calipari achieved another feat in his decorated coaching career. With his 20th victory in 2019, he secured his 25th consecutive on-court 20-win season. He leads all active coaches with that streak, ahead of Mike Krzyzewski (23) who claimed a 20-win season on Feb. 5, 2019 and Bill Self (20) in 2017-18.

## UK Collegiate Awards Under Calipari

<b>All-America Honors</b> DeMarcus Cousins (2010) <i>AP (1), NABC (2), USBWA (2), SN (2)</i>  John Wall (2010) <i>AP (1), NABC (2), USBWA (2), SN (2)</i>  Anthony Davis (2012) <i>AP (1), NABC (2), USBWA (2), SN (2)</i>  Michael Kidd-Gilchrist (2012) <i>AP (3), USBWA (2), NABC (3), SN (2)</i>  Julius Randle (2014) <i>NABC (3)</i>  Willie Cauley-Stein (2015) <i>NABC (1), USBWA (1), SN (1)</i>  Karl-Anthony Towns (2015) <i>SN (3)</i>  Tyler Ulis (2016) <i>AP (1), SN (1), USBWA (2), NABC (2)</i>  Malik Monk (2017) <i>SN (2), USBWA (2), NABC (2), AP (2)</i>	<b>All-SEC</b> D. Cousins (2010) 1st (Coaches/AP) P. Patterson (2010) 1st (Coaches)/2nd (AP) John Wall (2010) 1st (Coaches/AP) T. Jones (2011) 1st (Coaches/AP) B. Knight (2011) 1st (Coaches)/2nd (AP) Anthony Davis (2012) 1st (Coaches/AP) M. Kidd-Gilchrist (2012) 1st (Coaches/AP) T. Jones (2012) 2nd (Coaches/AP) Doron Lamb (2012) 2nd (Coaches) Nerlens Noel (2013) 1st (Coaches/AP) Julius Randle (2014) 1st (Coaches/AP) James Young (2014) 2nd (Coaches) Devin Booker (2015) 2nd (Coaches) W. Cauley-Stein (2015) 1st (Coaches/AP) Aa. Harrison (2015) 2nd (Coaches/AP) K. Towns (2015) 1st (Coaches/AP) Tyler Ulis (2016) 1st (Coaches/AP) Jamal Murray (2016) 1st (Coaches/AP) Malik Monk (2017) 1st (Coaches/AP) De'Aaron Fox (2017) 1st (Coaches/AP) Bam Adebayo (2017) 2nd (Coaches/AP) Kevin Knox (2018) 1st (Coaches) S. G. Alexander (2018) 2nd (Coaches)	Shai Gilgeous-Alexander 2018  <b>NCAA Final Four Team</b> Anthony Davis (MVP) 2012 Michael Kidd-Gilchrist 2012 Doron Lamb 2012 Julius Randle 2014 James Young 2014  <b>NCAA Regional Tournament</b> DeMarcus Cousins 2010 John Wall 2010 Josh Harrellson 2011 B. Knight (MVP) 2011 DeAndre Liggins 2011 M. Kidd-Gilchrist (MVP) 2012 Anthony Davis 2012 Doron Lamb 2012 Aaron Harrison 2014 Marcus Lee 2014 Julius Randle (MVP) 2014 Willie Cauley-Stein 2015 Andrew Harrison 2015 K. Towns (MVP) 2015 De'Aaron Fox 2017 Isaac Humphries 2017  <b>SEC All-Tournament Team</b> John Wall 2010 Eric Bledsoe 2010 DeMarcus Cousins 2010 Darius Miller 2011 Brandon Knight 2011 Josh Harrellson 2011 Anthony Davis 2012 Terrence Jones 2012 Aaron Harrison 2014 Julius Randle 2014 Willie Cauley-Stein 2015 Aaron Harrison 2015 Andrew Harrison 2015 Jamal Murray 2016 Tyler Ulis 2016 Bam Adebayo 2017 De'Aaron Fox 2017 Dominique Hawkins 2017 Wenwen Gabriel 2018 S. Gilgeous-Alexander 2018 Kevin Knox 2018  <b>SEC Tournament MVP</b> John Wall 2010 Darius Miller 2011 Willie Cauley-Stein 2015 Tyler Ulis 2016 De'Aaron Fox 2017 S. Gilgeous-Alexander 2018
<b>SEC Player of the Year</b> John Wall 2010 (Coaches/AP) Anthony Davis 2012 (Coaches/AP) Tyler Ulis 2016 (Coaches/AP) Malik Monk 2017 (AP)	<b>SEC Defensive Team</b> Patrick Patterson 2010 DeAndre Liggins 2011 Anthony Davis 2012 Michael Kidd-Gilchrist 2012 Nerlens Noel 2013 Willie Cauley-Stein 2013 Willie Cauley-Stein 2015 Tyler Ulis 2016	
<b>SEC Defensive Player of the Year</b> Anthony Davis 2012 (Coaches) Nerlens Noel 2013 (Coaches) Willie Cauley-Stein 2015 (Coaches) Tyler Ulis 2016 (Coaches)	<b>Coaches' All-SEC Freshman Team</b> Eric Bledsoe 2010 DeMarcus Cousins 2010 John Wall 2010 Brandon Knight 2011 Terrence Jones 2011 Doron Lamb 2011 Anthony Davis 2012 Michael Kidd-Gilchrist 2012 Willie Cauley-Stein 2013 Archie Goodwin 2013 Nerlens Noel 2013 Alex Poythress 2013 Julius Randle 2014 James Young 2014 Devin Booker 2015 Trey Lyles 2015 Karl-Anthony Towns 2015 Tyler Ulis 2015 Jamal Murray 2016 Malik Monk 2017 De'Aaron Fox 2017 Bam Adebayo 2017 Kevin Knox 2018	
<b>SEC Freshman (Coaches)/Newcomer (AP) of the Year</b> DeMarcus Cousins 2010 (Coaches) John Wall 2010 (AP) Terrence Jones 2011 (Coaches/AP) Anthony Davis 2012 (Coaches/AP) Nerlens Noel 2013 (Coaches/AP) Julius Randle 2014 (Coaches/AP) Karl-Anthony Towns 2015 (Coaches/AP) Malik Monk 2017 (Coaches/AP) Kevin Knox 2018 (Coaches)		
<b>SEC Sixth Man of the Year</b> Darius Miller 2012 (Coaches) Kyle Wiltjer 2013 (Coaches) Devin Booker 2015 (Coaches)		
<b>CoSiDA Academic All-America</b> Alex Poythress (2nd) 2016		





# COACH CALIPARI

With a first-round win over Northern Kentucky in the 2017 NCAA Tournament, Calipari and the Cats clinched a 30-win season for the fourth time as UK's head coach. Calipari has 10 seasons with 30 or more on-court wins. Only Krzyzewski (14) and Roy Williams (12) have more 30-win seasons as an active head coach. Calipari is the first coach in NCAA Division I history to record five straight on-court 30-win seasons, notching 30 wins in consecutive seasons from 2005-06 to 2009-10.

## The Success Rate

John Calipari has graduated 100 percent of the players (18 of 18) who have been eligible to receive their diploma by the end of their senior years and exhausted their athletic eligibility. Of that group, Patrick Patterson, Jarrod Polson and Alex Poythress completed their degrees in three years. Jonny David and Brad Calipari are on track to graduate in May of 2019.

In the NCAA's Academic Progress Rate, which measures eligibility, retention and graduation, UK has posted a single-year Academic Progress Rate of 977 or higher in every season under Calipari, including a perfect 1,000 in the last five single-year reports. Kentucky's four-year composite score in the most recent report, which was released in May of 2018, was a 1,000, earning the team an NCAA academic award for the fourth year in a row for finishing in the top 10 percent of Division I men's basketball programs.

Under Calipari, the Wildcats routinely post a 3.0 grade-point average or better.

## Dream Maker

As someone who prides himself on helping young men reach their dreams, Coach Cal has helped 46 players earn selection in the NBA Draft during his college coaching career, including 35 over his first nine seasons at Kentucky, which is more than any other coach.

- Four No. 1 overall selections (Derrick Rose, John Wall, Anthony Davis and Karl-Anthony Towns) during the nine drafts from 2008 to 2016. No other coach has more than two No. 1 picks
- In 2010, five of his UK players were selected in the first round for the first time in NBA history
- His six players in the 2012 and 2015 NBA drafts are the most in the two-round era
- Churned out 35 NBA Draft picks, 26 first-rounders, three No. 1 overall selections, seven top-five picks and 19 lottery picks at Kentucky
- Of the 54 players who have finished their college careers at Kentucky under Calipari, 35 have been selected in the NBA Draft (64.8 percent)
- Of the 21 players at UK who have declared for the NBA Draft after their freshman seasons, all 23 of 25 have been first-round picks. He is 27 for 29 in that regard when including his players from Memphis
- Dating back to the 2008 draft, 40 players under Coach Cal have been taken in the NBA Draft, including 28 first-rounders
- Only coach to produce the top two picks in the same draft (2012 - Anthony Davis and Michael Kidd-Gilchrist)
- Produced a top-10 pick in 11 straight drafts since 2008, the only school to do so during that time period

## Developing Talent

John Calipari hasn't just signed the best talent in the country while he's been at Kentucky; he's been the best at developing that talent and getting it ready for the next level.

Of the 30 top-25 Rivals.com players Kentucky has signed and have completed their college eligibility at UK, 26 were drafted and 21 were selected in the first round. But that's only half the story. Calipari's players don't just make it to the pros; they're better prepared than anyone else. The proof is in the numbers.

Over the course of his career, Calipari's nearly 50 NBA pros have nearly \$1.9 billion in NBA contracts alone, which doesn't include endorsement deals and overseas contracts. Of his UK players in the NBA, they've earned nearly \$1.5 billion in guaranteed contracts.

## Calipari Knows Defense

Although the 2018-19 Wildcats are off to a slow defensive start, defense has always been a staple of John Calipari-coached teams. Dating back to complete NCAA records beginning in 2001-02, Calipari's teams have been among national leaders in several critical defensive categories.

Year	FG % Def.	3PT FG % Def.	Rebound Margin	Scoring Margin	Blocks
2001-02 (UM)	13th (39.5)	N/A (29.3)	11th (+6.6)	15th (+11.2)	54th (4.4)
2002-03 (UM)	28th (40.6)	N/A (29.3)	44th (+4.1)	32nd (+8.0)	26th (5.1)
2003-04 (UM)	34th (40.5)	N/A (35.8)	58th (+3.4)	48th (+7.1)	20th (5.0)
2004-05 (UM)	4th (38.4)	N/A (32.7)	75th (+2.9)	62nd (+5.9)	13th (5.4)
2005-06 (UM)	2nd (38.0)	N/A (30.3)	9th (+6.7)	5th (+14.6)	8th (6.4)
2006-07 (UM)	12th (39.0)	N/A (31.3)	28th (+5.3)	5th (+5.8)	12th (5.9)
2007-08 (UM)	12th (39.1)	N/A (30.2)	16th (+6.2)	2nd (+18.0)	8th (6.1)
2008-09 (UM)	1st (37.1)	10th (30.0)	19th (+6.1)	2nd (+16.3)	7th (6.0)
2009-10 (UK)	3rd (37.8)	47th (31.3)	4th (+8.1)	6th (+14.3)	4th (7.2)
2010-11 (UK)	15th (39.4)	59th (32.4)	60th (+3.6)	13th (+11.4)	3rd (6.3)
2011-12 (UK)	1st (37.4)	67th (31.8)	12th (+6.8)	1st (+16.8)	1st (8.6)
2012-13 (UK)	30th (39.2)	104th (32.4)	48th (+4.3)	48th (+8.2)	3rd (6.6)
2013-14 (UK)	59th (41.1)	67th (32.2)	2nd (+9.4)	43rd (+8.2)	13th (5.9)
2014-15 (UK)	1st (35.4)	3rd (27.1)	15th (+6.8)	1st (+20.1)	2nd (6.9)
2015-16 (UK)	24th (39.7)	75th (32.6)	39th (+5.2)	17th (+11.4)	6th (5.8)
2016-17 (UK)	98th (42.4)	12th (30.6)	39th (+4.7)	9th (+13.4)	15th (5.3)
2017-18 (UK)	14th (40.4)	4th (30.1)	40th (+5.1)	68th (+6.5)	31st (4.8)
2018-19 (UK)	40th (40.6)	262nd (35.7)	3rd (+9.8)	18th (+13.5)	16th (5.0)

rankings through Feb. 9

## Former Players' NBA Awards

<b>NBA Player of the Year</b> Derrick Rose 2011	Anthony Davis (1st) 2015 DeMarcus Cousins (2nd) 2015 Derrick Rose (1st) 2012 Derrick Rose (1st) 2011	Anthony Davis (2nd) 2017 Anthony Davis (2nd) 2015 John Wall (2nd) 2015 Marcus Camby (1st) 2008 Marcus Camby (1st) 2007 Marcus Camby (2nd) 2006 Marcus Camby (2nd) 2005	John Wall 2015 Anthony Davis 2014 John Wall 2014 Derrick Rose 2012 Derrick Rose 2011 Derrick Rose 2010
<b>NBA Rookie of the Year</b> Karl-Anthony Towns 2016 Tyreke Evans 2010 Derrick Rose 2009	<b>All-NBA Rookie Team</b> Jamal Murray (2nd) 2017 Karl Towns (1st) 2016 Devin Booker (1st) 2016 W. Cauley-Stein (2nd) 2016 Nerlens Noel (1st) 2015 Anthony Davis (1st) 2013 M. Kidd-Gilchrist (2nd) 2013 Brandon Knight (1st) 2012 D. Cousins (1st) 2011 John Wall (1st) 2011 Eric Bledsoe (2nd) 2011 Tyreke Evans (1st) 2010 Derrick Rose (1st) 2010 Marcus Camby (1st) 1997	<b>NBA All-Star Team</b> Anthony Davis 2019 Karl-Anthony Towns 2019 DeMarcus Cousins 2018 Anthony Davis 2018 Karl-Anthony Towns 2018 John Wall 2018 DeMarcus Cousins 2017 Anthony Davis 2017 John Wall 2017 DeMarcus Cousins 2016 Anthony Davis 2016 John Wall 2016 DeMarcus Cousins 2015 Anthony Davis 2015	<b>All-Star Game MVP</b> Anthony Davis 2017 <b>Rising Stars Challenge MVP</b> Jamal Murray 2017 John Wall 2011 Tyreke Evans 2010 <b>Slam Dunk Contest Winner</b> John Wall 2014 <b>Three-Point Contest Winner</b> Devin Booker 2018 <b>Skills Challenge Winner</b> Karl-Antony Towns 2016
<b>NBA Defensive Player of the Year</b> Marcus Camby 2007			
<b>NBA Cares Community Assist Award</b> DeMarcus Cousins 2017 John Wall 2016			
<b>All-NBA Team</b> Anthony Davis (1st) 2018 Karl Towns (3rd) 2018 Anthony Davis (1st) 2017 John Wall (3rd) 2017 DeMarcus Cousins (2nd) 2016			

## Recruiting Trail

The Wildcats have signed more top-25 players under John Calipari's leadership than any other school. Nearly a quarter of all Rivals' top-10 prospects nationally over the past 10 classes have signed with Coach Cal and the Cats.

PLAYER (YEAR)	ESPN	RIVALS	247	MCD	JB
Dontaie Allen ('19)	91	54	84		
Tyrese Maxey ('19)	7	9	10	Y	
Ashton Hagans ('18)	20	13	12		
Tyler Herro ('18)	30	36	38		Y
Keldon Johnson ('18)	7	15	18	Y	Y
EJ Montgomery ('18)	14	11	6	Y	
Zan Payne ('18)	NR	NR	NR		
Immanuel Quickley ('18)	25	22	19	Y	
Jemarl Baker ('17)	66	82	90		
Hamidou Diallo ('17)	11~	10~	11		
Shai Gilgeous-Alexander ('17)	35	34	20		
Quade Green ('17)	24	22	33	Y	Y
Kevin Knox ('17)	10	10	18	Y	Y
Nick Richards ('17)	17	17	15	Y	Y
Jarred Vanderbilt ('17)	19	14	12	Y	Y
PJ Washington ('17)	12	15	9	Y	Y
Bam Adebayo ('16)	5	7	12	Y	Y
Brad Calipari ('16)	NR	NR	NR		
De'Aaron Fox ('16)	6	6	6	Y	Y
Wenwen Gabriel ('16)	14	13	14	Y	
Sacha Killeya-Jones ('16)	24	24	25	Y	
Malik Monk ('16)	9	9	10	Y	Y
Tai Wynyard ('16)	NR	NR	NR		
Isaiah Briscoe ('15)	13	10	16	Y	Y
Jonny David ('15)	NR@	NR@	NR@		
Isaac Humphries ('15)	49	NR^	62		
Skal Labissiere ('15)	2	1	2		Y
Charles Matthews ('15)	42	48	74	Y	
Jamal Murray ('15)	NA^	9	10		
Dillon Pulliam ('15)	NA^	NA#	NA#		
Devin Booker ('14)	18	29	22	Y	Y
Trey Lyles ('14)	6	13	17	Y	Y
Karl-Anthony Towns ('14)	9	5	2	Y	Y
Tyler Ulis ('14)	25	21	20	Y	Y
EJ Floreal ('13)	NR@	NR@	NR@		
Aaron Harrison ('13)	9	7	5	Y	Y
Andrew Harrison ('13)	5	5	3	Y	Y
Dominique Hawkins ('13)	NR	NR	151		
Dakari Johnson ('13)	7	9	8	Y	Y
Marcus Lee ('13)	25	19	14	Y	Y
Julius Randle ('13)	3	2	2	Y	Y
Derek Willis ('13)	NR	115	58		
James Young ('13)	8	11	10	Y	Y
Archie Goodwin ('12)	15	14	18	Y	Y
Willie Cauley-Stein ('12)	40	40	47		
Tod Lanter ('12)	NA#@	NA#@	NA#@		
Julius Mays ('12)	NA#	NA#	NA#		
Nerlens Noel ('12)	1	2	1		Y
Alex Poythress ('12)	13	8	7	Y	Y
Twany Beckham ('11)	NA#	NA#	NA#		
Anthony Davis ('11)	1	2	1	Y	Y
Ryan Harrow ('11)	NA#	NA#	NA#		
Michael Kidd-Gilchrist ('11)	4	3	2	Y	Y
Sam Malone ('11)	NR@	NR@	NR@		
Brian Long ('11)	NR@	NR@	NR@		
Marquis Teague ('11)	8	5	6	Y	Y
Kyle Wiltjer ('11)	19	22	21	Y	Y
Terrence Jones ('10)	9	13	8*	Y	Y
Enes Kanter ('10)	25	3	3*		
Brandon Knight ('10)	4	6	6*	Y	Y
Doron Lamb ('10)	29	21	28*	Y	Y
Jarrod Polson ('10)	NR@	NR@	NR*@		
Stacey Poole, Jr. ('10)	51	33	67*		
Eloy Vargas ('10)	NA#	NA#	NA#		
Eric Bledsoe ('09)	NR	23	37*		
DeMarcus Cousins ('09)	4	2	3*	Y	Y
Darnell Dodson ('09)	NA#	NA#	NA#		
Jon Hood ('09)	92	40	46*		
Daniel Orton ('09)	13	22	17*	Y	
John Wall ('09)	5	1	2*	Y	

<b>Top-10 Players</b>	<b>22</b>	<b>23</b>	<b>23</b>
<b>Top-25 Players</b>	<b>41</b>	<b>43</b>	<b>42</b>
<b>Top-50 Players</b>	<b>47</b>	<b>50</b>	<b>48</b>

**McDonald's All-Americans** 33  
**Jordan Brand Classic All-Americans** 37

\* Scout.com ranking | ~ final ranking in the 2017 class before early enrollment | ^ reclassified after final rankings were released | # transfer | @ joined team as walk-on



# COACH CALIPARI

A “players-first” coach with a penchant for helping people reach their dreams, John Calipari, a Naismith Memorial Basketball Hall of Famer, has guided six teams to the Final Four, led one to a national championship and helped 46 players get selected in the NBA Draft during his 26-year college coaching career.

Calipari guided Kentucky to its eighth national championship and his first national title in 2012. In becoming only the second coach in NCAA history to lead three different schools to the Final Four, he has racked up more than 700 on-court victories, 19 NCAA Tournament appearances, six Final Fours and numerous national coach of the year honors.

In 2015, Coach Cal led college basketball’s first ever 38-0 team, and became one of just three coaches to make four Final Fours in a five-year span. At the end of the season, Calipari became the 96th coach to join the Naismith Memorial Basketball Hall of Fame.

While building a program out of obscurity at Massachusetts, laying the foundation at Memphis and restoring luster at the sport’s greatest program at Kentucky, he has totaled the second-most wins in NCAA history in the first 20 years of a college coaching career.

Quite honestly, though, Calipari’s on-court success overshadows a much more significant picture.

In his goal to lead a players-first program, he has helped 46 players realize their dreams and guided them to NBA Draft selections, including a record five first-round draft picks in 2010. Two years later, six Wildcats heard their names called at the 2012 draft, the most in the two-round draft era. UK, with Calipari’s help, would tie those six picks again in 2015, including a record-tying four lottery selections. His four No. 1 overall picks are twice as many as any other coach, and he’s had 35 players drafted during his first nine years at Kentucky, including 26 first-round picks.

Calipari’s players have entered the league NBA-ready. His players have garnered 18 All-Star selections, with Anthony Davis winning the game’s MVP honor in 2017. Rose was named MVP in 2011, five players have been tabbed All-NBA, three have been named NBA Rookie of the Year, and 11 players from Calipari’s first nine teams at Kentucky have made the NBA All-Rookie teams.

Much like he did at UMass, where his players graduated at nearly 80 percent, Calipari has stressed academics. Fifteen of his last 18 seniors at Memphis earned their bachelor’s degrees, and all 17 players at UK who were eligible to graduate by the end of their senior years walked away with a diploma in hand, including three players who earned their degree in just three years. Another Wildcat, Dillon Pulliam, is set to graduate in May of 2018. Calipari’s teams routinely have posted a combined team grade-point averages of 3.0 or better.

His foundation, The Calipari Foundation, has raised millions of dollars to help the lives of those in need in the Commonwealth and across the country. In 2010, he used a telethon to raise more than \$1 million for victims of the devastating earthquake in Haiti. He organized another one in 2012 for victims of Superstorm Sandy and another one in 2017 for victims of Hurricane Harvey.

In 2013, Calipari developed the idea of hosting an annual alumni weekend around his basketball fantasy experience with the intent to raise money for charity. After generating \$350,000 for selected organizations and charities during the inaugural game, the weekend (the game and the fantasy experience) has generated more than \$1 million for charity every year since, including in 2014 without the funds from an alumni game and 2016 with a celebrity softball game in place of the traditional basketball game.

In 2017, Coach Cal was named the head coach of the 2017 USA Basketball Men’s U19 World Cup Team, which finished third at the 2017 FIBA U19 World Cup in Cairo.

Author of five books, including the New York Times Best Seller “Players First: Coaching from the Inside Out,” Calipari is a master of communication and maximizing talent. He lives by the motto that “it’s never a matter of how far you have fallen, but instead it’s about how high you bounce back.”

CHART SHOWS STATS FROM 2009-10 SEASON THROUGH 2017-18								
ONLY SCHOOLS WITH AT LEAST TWO OR MORE ELITE EIGHTS AND AT LEAST ONE FINAL FOUR WERE CONSIDERED								
TEAMS	WINS	NCAA TOURNAMENT WINS	NATIONAL TITLES	FINAL FOURS	ELITE EIGHTS	SWEET 16'S	LEAGUE TITLES (RS)	LEAGUE TOURNAMENT TITLES
ARIZONA	247	13	0	0	3	5	5	3
DUKE	267	23	2	2	4	6	1	3
FLORIDA	226	17	0	1	5	5	3	1
GONZAGA	271	17	0	1	2	4	8	7
KANSAS	278	23	0	2	5	5	9	5
KENTUCKY	275	28	1	4	6	7	5	6
LOUISVILLE	238	16	1	2	3	4	2	3
MICHIGAN	217	17	0	2	3	4	2	2
MICHIGAN ST.	238	17	0	2	3	5	3	3
N. CAROLINA	248	22	1	2	4	5	4	1
SYRACUSE	232	18	0	2	3	5	0	0
UCONN	197	13	2	2	2	2	0	2
VILLANOVA	244	16	2	2	2	2	4	3
WISCONSIN	228	18	0	2	2	6	1	1

## BIOGRAPHICAL INFORMATION

**Date of Birth:** Feb. 10, 1959 | **Wife:** Ellen  
**Children:** Erin, Megan, Brad

**Education**  
Clarion State (1982)

**Head Coaching Experience**  
University of Massachusetts (1989-96)  
New Jersey Nets (NBA) (1997-99)  
University of Memphis (2001-09)  
University of Kentucky (2010-present)

## COACHING AWARDS

- 2018 Naismith Hall of Fame 'Service Above Self' Honoree
- 2018 NABC Metropolitan Award
- 2015 Naismith Memorial Basketball Hall of Fame Inductee
- 2015 AP National Coach of the Year
- 2015 Naismith National Coach of the Year
- 2015 NABC National Coach of the Year
- 2015 The Sporting News National Coach of the Year
- 2015 Adolph Rupp National Coach of the Year
- 2015 SEC Coach of the Year (AP/Coaches)
- 2015 USBWA District IV Coach of the Year
- 2012 Nell & John Wooden Coach of the Year Leadership Award
- 2012 Naismith National Coach of the Year Finalist
- 2012 SEC Coach of the Year (AP/Coaches)
- 2010 Adolph Rupp National Coach of the Year
- 2010 Naismith National Coach of the Year Finalist
- 2010 SEC Coach of the Year (AP)
- 2010 *Sporting News* SEC Coach of the Year
- 2010 Yahoo! Sports SEC Coach of the Year
- 2010 USBWA District IV Coach of the Year
- 2009 NABC National Co-Coach of the Year
- 2009 *Sports Illustrated* National Coach of the Year
- 2009 Phelan National Coach of the Year
- 2009 Iba National Coach of the Year Finalist
- 2009 C-USA Coach of the Year
- 2008 Naismith National Coach of the Year
- 2008 C-USA Coach of the Year
- 2008 Iba National Coach of the Year Finalist
- 2008 Phelan National Coach of the Year Finalist
- 2007 Phelan National Coach of the Year Finalist
- 2007 USBWA District IV Coach of the Year
- 2007 *Basketball Times* South Region Coach of the Year
- 2006 C-USA Coach of the Year
- 2004 NABC District 7 Coach of the Year
- 1996 Naismith National Coach of the Year
- 1996 NABC National Coach of the Year
- 1996 *The Sporting News* National Coach of the Year
- 1996 Atlantic 10 Coach of the Year
- 1995 Naismith National Coach of the Year Finalist
- 1994 Naismith National Coach of the Year Finalist
- 1994 Atlantic 10 Coach of the Year
- 1993 USBWA District I Coach of the Year
- 1993 Atlantic 10 Coach of the Year
- 1992 Eastern Basketball Coach of the Year



## NCAA DIVISION I ACTIVE WINNINGEST COACHES

(On-Court By Percentage - Min. 10 yrs. at Division I level)

NO.	COACH/TEAM	YRS.	PCT.
1.	Mark Few/Gonzaga	18	.819
2.	Roy Williams/UNC	30	.788
3.	<b>John Calipari/Kentucky</b>	<b>26</b>	<b>.779</b>
4.	Mike Krzyzewski/Duke	43	.765
5.	Bill Self/Kansas	25	.765

\*numbers going into the 2018-19 season

## SINCE 2005-06 ...

Since the 2005-06 season, John Calipari's on-court record ranks him as the winningest coach. Totals through Feb. 9, 2019.

COACH	RECORD
1. <b>John Calipari</b>	<b>432-81</b>
2. Bill Self	418-85
3. Mike Krzyzewski	400-94
4. Mark Few	399-83
5. Roy Williams	391-115

## MISCELLANEOUS ON-COURT RECORDS

Overall On-Court Record: .....740-207 (.781)  
 March/April Record: .....157-44 (.781)  
 NCAA Record: .....53-18 (.746)  
 Record in Conference Games: .....338-102 (.768)  
 Record in Conference Tournament: .....56-12 (.824)

- Calipari owns the most single-season wins with 38, tying his own record (Memphis in '08 and UK in '12) in 2015 with 38 wins. He owns the most single-season wins at UMass, Memphis and UK
- Calipari is one of two coaches (Roy Williams) in NCAA Division I history to have 400 or more wins in the first 16 years as a head coach. Calipari had 416 wins in his first 16 years
- Calipari is the winningest coach in NCAA Division I history for a five-year span with 173 victories (2008-12)
- Calipari is the first coach in NCAA Division I history to record five straight on-court 30-win seasons. Memphis hit the 30-win plateau from 2006-09
- Calipari is one of only two coaches (Rick Pitino) to lead three different schools to a Final Four
- Calipari is one of only three coaches (John Wooden, Mike Krzyzewski) to go to four Final Fours in five seasons
- Calipari started with a 54-0 record in Rupp Arena as head coach of the Wildcats
- Calipari has 31 players that have been chosen in the NBA Draft (24 first-round picks) over the last eight seasons
- Calipari has more wins (327) in a 10-year period (2006-15) than any other coach in college basketball history
- Calipari is the second-fastest Division I men's basketball coach to reach 200 victories at a single school, behind only LIU-Brooklyn's Claire Bee
- Calipari's 30 combined regular season and tournament league titles trail only Mark Few (32) of Gonzaga for the most among active coaches
- Calipari became the fourth-fastest coach to 700 on-court wins, behind only Adolph Rupp, Jerry Tarkanian and Roy Williams
- Calipari has the third-most wins in school history, behind only Adolph Rupp and Joe B. Hall

## CAL IN CONFERENCE

SEC COACHES	CONFERENCE CHAMPIONSHIPS	Tournament Championships	Conference Coach of the Year
Avery Johnson, Alabama	0	0	0
Mike Anderson, Arkansas	1	1	1
Bruce Pearl, Auburn	8	2	7
Michael White, Florida	3	0	3
Tom Crean, Georgia	3	0	3
<b>John Calipari, Kentucky</b>	<b>15</b>	<b>15</b>	<b>9</b>
Will Wade, LSU	0	0	1
Cuonzo Martin, Missouri	1	0	1
Kermit Davis, Ole Miss	7	4	3
Ben Howland, Mississippi State	7	4	3
Frank Martin, South Carolina	0	0	1
Rick Barnes, Tennessee	4	1	6
Billy Kennedy, Texas A&M	5	2	4
Bryce Drew, Vanderbilt	4	2	3
<b>TOTALS</b>	<b>58</b>	<b>31</b>	<b>45</b>

## CALIPARI VS. ALL OPPONENTS

Alabama ..... 15-4	George Mason ..... 1-0	Morehead State ..... 2-0	St. Bonaventure ..... 17-1
Albany ..... 1-0	George Washington ..... 8-9	Murray State ..... 1-0	St. John's ..... 1-0
Arizona ..... 2-1	Georgetown ..... 2-1	Nevada ..... 1-0	St. Joseph's ..... 15-5
Arizona State ..... 2-1	Georgia ..... 17-2	New Hampshire ..... 5-0	St. Mary's ..... 1-0
Arkansas ..... 11-6	Georgia Tech ..... 1-1	New Mexico ..... 1-0	St. Peter's ..... 1-0
Arkansas-Little Rock ..... 3-0	Gonzaga ..... 4-0	New Orleans ..... 1-0	Stanford ..... 3-2
Arkansas-Pine Bluff ..... 1-0	Grand Canyon ..... 1-0	NJIT ..... 1-0	Stephen F. Austin ..... 1-0
Arkansas State ..... 4-0	Hampton ..... 1-0	North Carolina ..... 7-3	Stony Brook ..... 1-0
Auburn ..... 10-2	Hartford ..... 2-0	North Carolina State ..... 1-0	Syracuse ..... 3-2
Austin Peay ..... 6-1	Harvard ..... 2-0	North Dakota ..... 1-0	TCU ..... 7-1
Baylor ..... 1-2	Hofstra ..... 1-0	North Texas ..... 1-0	Temple ..... 13-11
Belmont ..... 2-0	Holy Cross ..... 4-1	Northeastern ..... 3-1	Tennessee ..... 15-9
Boise State ..... 1-0	Houston ..... 16-3	Northern Kentucky ..... 2-0	Tennessee State ..... 1-0
Boston ..... 7-1	Howard ..... 1-0	Northwestern State ..... 1-0	Tennessee Tech ..... 1-0
Boston College ..... 2-0	Illinois ..... 1-1	Notre Dame ..... 2-1	Texas ..... 2-2
Bradley ..... 1-0	Illinois State ..... 1-0	Oakland ..... 1-0	Texas A&M ..... 9-3
Bucknell ..... 1-0	Indiana ..... 3-2	Ohio State ..... 1-2	Towson State ..... 1-0
Buffalo ..... 2-0	Iowa ..... 0-1	Oklahoma ..... 5-1	Troy ..... 1-0
BYU ..... 1-0	Iowa State ..... 2-0	Oklahoma State ..... 0-2	Tulane ..... 16-0
Cal State Northridge ..... 1-0	Jackson State ..... 2-0	Old Dominion ..... 2-0	Tulsa ..... 11-1
Canisius ..... 1-0	Kansas ..... 4-6	Ole Miss ..... 14-4	UAB ..... 14-3
Central Conn. St. .... 2-0	Kansas State ..... 2-1	Oral Roberts ..... 1-0	UCF ..... 5-0
Charlotte ..... 2-3	Keene State ..... 1-0	Oregon State ..... 1-0	UCLA ..... 4-4
Chattanooga ..... 2-0	Kentucky ..... 2-4	Pennsylvania ..... 3-0	UNC Asheville ..... 2-0
Christian Brothers ..... 2-0	La Salle ..... 3-0	Penn State ..... 4-4	UNC Greensboro ..... 2-0
Cincinnati ..... 6-7	Lafayette (Pa.) ..... 1-0	Pepperdine ..... 1-0	UNC Wilmington ..... 1-0
Cleveland State ..... 4-0	Lamar ..... 4-0	Pittsburgh ..... 2-1	UIC ..... 1-0
Coastal Carolina ..... 1-0	LIU-Brooklyn ..... 1-0	Portland ..... 3-0	USF ..... 10-1
Colorado ..... 1-1	Lipscomb ..... 1-0	Princeton ..... 2-0	Utah ..... 2-1
Colorado State ..... 0-1	Long Beach State ..... 1-0	Providence ..... 3-1	Utah Valley ..... 1-0
Columbia ..... 1-0	Louisiana Tech ..... 1-1	Purdue ..... 2-1	UTEP ..... 5-0
Connecticut ..... 2-5	Louisville ..... 16-7	Radford ..... 1-0	UT Arlington ..... 3-0
Coppin State ..... 1-0	Loyola ..... 1-0	Rhode Island ..... 16-2	UT Martin ..... 5-0
Cornell ..... 1-0	Lowell ..... 2-1	Rice ..... 4-0	Valparaiso ..... 1-0
Dartmouth ..... 1-0	LSU ..... 11-2	Richmond ..... 1-0	Vanderbilt ..... 17-4
Davidson ..... 1-0	Manhattan ..... 2-0	Rider ..... 1-0	Vermont ..... 3-0
Dayton ..... 1-0	Marist ..... 2-0	Robert Morris ..... 1-1	Villanova ..... 2-0
DePaul ..... 4-2	Marquette ..... 3-1	Rutgers ..... 11-4	Virginia ..... 0-1
Detroit ..... 1-0	Marshall ..... 6-0	Saint Louis ..... 4-3	Virginia Tech ..... 3-0
Drexel ..... 2-0	Maryland ..... 5-3	Sam Houston State ..... 1-0	VMI ..... 1-0
Duke ..... 1-3	Massachusetts ..... 1-0	Samford ..... 3-0	Wake Forest ..... 2-1
Duquesne ..... 12-4	Memphis ..... 1-0	Santa Clara ..... 1-0	Washington ..... 1-0
East Carolina ..... 7-0	Miami (Fla.) ..... 0-1	Savannah State ..... 1-0	West Virginia ..... 13-7
East Tennessee State ..... 4-0	Miami (Ohio) ..... 2-0	Seton Hall ..... 1-1	Western Kentucky ..... 2-0
Eastern Kentucky ..... 3-0	Michigan ..... 1-0	Siena ..... 4-0	Wichita State ..... 2-0
Eastern Michigan ..... 2-0	Michigan State ..... 2-1	SMU ..... 7-0	Winthrop ..... 3-0
Fairfield ..... 1-0	Middle Tennessee ..... 3-0	South Carolina ..... 14-3	Wisconsin ..... 1-1
Florida ..... 16-8	Milwaukee ..... 1-0	South Connecticut ..... 1-0	Wofford ..... 1-0
Florida State ..... 1-1	Mississippi State ..... 14-0	Southeastern Louisiana ..... 3-0	Wright State ..... 1-0
Florida Tech ..... 0-1	Mississippi Valley St. .... 1-0	Southern Cal ..... 2-0	Xavier ..... 2-2
Fordham ..... 5-0	Missouri ..... 8-3	Southern Illinois ..... 1-0	Yale ..... 1-0
Fort Wayne ..... 1-0	Monmouth ..... 2-0	Southern Miss ..... 15-4	
Furman ..... 1-0	Montana State ..... 1-0	Southwest Texas St. .... 1-0	





# INDIVIDUAL GAME RECORDS CAL ERA

## MOST POINTS

Pts.	Player vs. Opponent	Date
47	Malik Monk vs. North Carolina	12/17/16
39	De'Aaron Fox vs. UCLA	3/24/17
37	Malik Monk vs. GEORGIA	1/31/17
35	Jamal Murray vs. FLORIDA	2/6/16
35	Terrence Jones vs. AUBURN	1/11/11
34	Kevin Knox at West Virginia	1/27/17
34	Malik Monk at Ole Miss	12/29/16
33	Malik Monk vs. FLORIDA	2/25/17
33	Jamal Murray at Vanderbilt	2/27/16
33	Jamal Murray vs. Ohio State	12/19/15
32	Doron Lamb vs. WINTHROP	12/22/10
30	Shai Gilgeous-Alexander vs. VANDERBILT	1/30/18
30	Tyler Ulis vs. Texas A&M	3/13/16
30	Brandon Knight vs. West Virginia	3/19/11
29	PJ Washington vs. Seton Hall	6/8/18
29	Shai Gilgeous-Alexander vs. Tennessee	3/11/18
29	Julius Randle vs. BELMONT	12/21/13
29	Terrence Jones vs. Oklahoma	11/22/10
29	Eric Bledsoe vs. East Tennessee State	3/18/10

SEC: 37, Malik Monk vs. GEORGIA, 1/31/17

Postseason: 39, De'Aaron Fox vs. UCLA, 3/24/17

SEC Tourney: 30, Tyler Ulis vs. Texas A&M, 3/13/16

NCAA Tourney: 39, De'Aaron Fox vs. UCLA, 3/24/17

Rupp Arena: 37, Malik Monk vs. GEORGIA, 1/31/17

On the Road: 34, Kevin Knox at West Virginia, 1/27/17

Neutral: 47, Malik Monk vs. North Carolina, 12/17/16

SEC Road: 34, Malik Monk at Ole Miss, 12/29/16

Ranked Opp.: 47, Malik Monk vs. North Carolina, 12/17/16

Freshman: 47, Malik Monk vs. North Carolina, 12/17/16

Sophomore: 30, Tyler Ulis vs. Texas A&M, 3/13/16

Junior: 25, Derek Willis vs. TENNESSEE, 2/18/16

Senior: 25, Alex Poythress at Alabama, 1/19/16

Opener: 25, Terrence Jones vs. ETSU, 11/12/10

SEC Opener: 34, Malik Monk at Ole Mis, 12/29/16

*\*\*In some cases, the most recent occurrence is listed*

## MOST POINTS IN AN SEC GAME

Pts.	Player vs. Opponent	Date
37	Malik Monk vs. GEORGIA	1/31/17
35	Jamal Murray vs. FLORIDA	2/6/16
35	Terrence Jones vs. AUBURN	1/11/11
34	Malik Monk at Ole Miss	12/29/16
33	Malik Monk vs. FLORIDA	2/25/17
33	Jamal Murray at Vanderbilt	2/27/16
30	Shai Gilgeous-Alexander vs. VANDERBILT	1/30/18
28	Jamal Murray vs. TENNESSEE	2/18/16
28	Anthony Davis vs. VANDERBILT	2/25/12
27	Malik Monk vs. VANDERBILT	2/28/17
27	Malik Monk vs. SOUTH CAROLINA	1/21/17
27	De'Aaron Fox vs. ARKANSAS	1/7/17
27	Tyler Ulis at South Carolina	2/13/16
27	Terrence Jones at LSU	1/28/12
27	Anthony Davis vs. ARKANSAS	1/17/12
27	DeMarcus Cousins at South Carolina	1/26/10
26	PJ Washington at Vanderbilt	1/29/19
26	Malik Monk vs. TEXAS A&M	3/17/17
26	Jamal Murray at South Carolina	2/13/16
26	Aaron Harrison vs. OLE MISS	1/6/15
26	Andrew Harrison vs. TENNESSEE	1/18/14
26	James Young vs. MISSISSIPPI STATE	1/8/14
26	Kyle Wiltjer at Ole Miss	1/29/13
26	Brandon Knight at Arkansas	2/23/11

## MOST POINTS IN A HALF

Pts.	Player vs. Opponent	Date
30	Malik Monk <sup>2</sup> vs. FLORIDA	2/25/17
27	Malik Monk <sup>1</sup> vs. North Carolina	12/17/16
27	Jamal Murray <sup>2</sup> vs. Ohio State	12/19/15
24	De'Aaron Fox <sup>2</sup> vs. UCLA	3/24/17
24	Malik Monk <sup>1</sup> at Ole Miss	12/29/16
23	Malik Monk <sup>2</sup> vs. GEORGIA	1/31/17
23	Julius Randle <sup>2</sup> vs. Michigan State	11/12/13
22	Terrence Jones <sup>2</sup> vs. AUBURN	1/11/11
22	Eric Bledsoe <sup>2</sup> vs. MOREHEAD STATE	11/13/09
1 / First Half; 2 / Second Half		

## MOST POINTS OFF THE BENCH

Pts.	Player vs. Opponent	Date
35	Terrence Jones vs. AUBURN	1/11/11
32	Doron Lamb vs. WINTHROP	12/22/10
27	Malik Monk vs. VANDERBILT	2/28/17
26	Kyle Wiltjer at Ole Miss	1/29/13
24	Shai Gilgeous-Alexander vs. LOUISVILLE	12/29/17
24	Kyle Wiltjer vs. LOYOLA	12/22/11
24	Doron Lamb at North Carolina	12/4/10
23	Wenwen Gabriel vs. Alabama	3/10/18
23	Kyle Wiltjer vs. LIPSCOMB	12/15/12
22	Reid Travis vs. VMI	11/18/18

## MOST 3-POINTERS MADE

3's	Player vs. Opponent	Date
8	Malik Monk vs. North Carolina	12/17/16
8	Jamal Murray vs. FLORIDA	2/6/16
8	Eric Bledsoe vs. ETSU	3/18/10

## MOST FREE THROWS

FTs	Player vs. Opponent	Date
14	Tyler Ulis at Arkansas	1/21/16
13	Keldon Johnson vs. TENNESSEE STATE	11/23/18
13	De'Aaron Fox vs. UCLA	3/24/17
13	Julius Randle at Ole Miss	2/18/14

13	Julius Randle vs. BELMONT	12/21/13
12	PJ Washington vs. Seton Hall	12/8/18
12	Shai Gilgeous-Alexander vs. GEORGIA	12/31/17
12	Tyler Ulis at Tennessee	2/2/16
12	Dakari Johnson vs. UT ARLINGTON	11/25/14
12	Archie Goodwin at Ole Miss	1/29/13
12	Archie Goodwin vs. MOREHEAD STATE	11/21/12
12	Anthony Davis vs. LOUISVILLE	12/31/11

## MOST REBOUNDS

Rebs	Player vs. Opponent	Date
19	Nick Richards vs. SOUTHERN ILLINOIS	11/9/18
19	Michael Kidd-Gilchrist vs. LOUISVILLE	12/31/11
18	PJ Washington vs. VMI	11/18/18
18	Bam Adebayo vs. Northern Kentucky	3/17/17
18	Anthony Davis vs. CHATTANOOGA	12/17/11
18	DeMarcus Cousins vs. LOUISVILLE	1/2/10
18	Patrick Patterson vs. RIDER	11/21/09
18	DeMarcus Cousins vs. SAM HOUSTON STATE	11/19/09
17	Terrence Jones vs. Notre Dame	12/8/10
17	Terrence Jones at Washington	11/23/10
16	Wenwen Gabriel vs. AUBURN	1/14/17
16	Julius Randle vs. LSU	3/14/14
16	Julius Randle vs. UNC ASHEVILLE	11/8/13
16	Nerlens Noel vs. BAYLOR	12/1/12
16	Anthony Davis vs. Kansas	4/2/12
16	Anthony Davis vs. LITTLE ROCK	1/3/12

SEC: 16, Wenwen Gabriel, vs. AUBURN, 1/14/17

Postseason: 18, Bam Adebayo, vs. NKU, 3/17/17

SEC Tourney: 16, Julius Randle vs. LSU, 3/14/14

NCAA Tourney: 18, Bam Adebayo, vs. NKU, 3/17/17

Rupp Arena: 19, Nick Richards vs. SOUTHERN ILLINOIS, 11/9/18

On the Road: 17, Terrence Jones at Wash., 11/23/10

SEC Road: 15, Bam Adebayo at Missouri, 2/21/17

Ranked Opp.: 19, Michael Kidd-Gilchrist vs. LOUISVILLE, 12/31/11

Freshman: 19, Michael Kidd-Gilchrist vs. LOUISVILLE, 12/31/11

Sophomore: 19, Nick Richards vs. SOUTHERN ILLINOIS, 11/9/18

Junior: 18, Patrick Patterson vs. RIDER, 11/21/09

Senior: 14, Josh Harrellson at Arkansas, 2/23/11

Opener: 16, Julius Randle vs. UNC ASHEVILLE, 11/8/13

SEC Opener: 12, Willie Cauley-Stein vs. OLE MISS, 1/6/15

*\*\*In some cases, the most recent occurrence is listed*

## MOST OFFENSIVE REBOUNDS

Rebs	Player vs. Opponent	Date
9	Nick Richards vs. SOUTHERN ILLINOIS	11/9/18
9	Willie Cauley-Stein vs. ARKANSAS	2/27/14
9	DeMarcus Cousins vs. OLE MISS	2/2/10
9	Patrick Patterson vs. RIDER	11/21/09
8	Bam Adebayo vs. UT MARTIN	11/25/16
8	Dakari Johnson vs. GRAND CANYON	11/14/14
8	DeMarcus Cousins vs. VANDERBILT	1/30/10
8	Patrick Patterson at Indiana	12/12/09
8	DeMarcus Cousins vs. SAM HOUSTON STATE	11/19/09

## MOST DEFENSIVE REBOUNDS

Rebs	Player vs. Opponent	Date
15	Terrence Jones vs. Notre Dame	12/8/10
14	DeMarcus Cousins vs. LOUISVILLE	1/2/10
13	Anthony Davis vs. LSU	3/9/12
13	Michael Kidd-Gilchrist vs. LOUISVILLE	12/31/11
13	Anthony Davis vs. CHATTANOOGA	12/17/11
13	Terrence Jones vs. Washington	11/23/10
12	Jarred Vanderbilt vs. MISSOURI	2/24/18
12	Bam Adebayo vs. Northern Kentucky	3/17/17
12	Karl-Anthony Towns vs. GEORGIA	2/3/15
12	Julius Randle vs. Kansas State	3/21/14
12	Anthony Davis vs. Kansas	4/2/12
12	Anthony Davis vs. Louisville	3/31/12
12	Anthony Davis vs. LITTLE ROCK	1/3/12

## MOST ASSISTS

Asssts.	Player vs. Opponent	Date
16	John Wall vs. HARTFORD	12/29/09
14	Tyler Ulis vs. LSU	3/5/16
14	John Wall vs. UNC Asheville	11/30/09
12	De'Aaron Fox vs. STEPHEN F. AUSTIN	11/11/16
12	Tyler Ulis at South Carolina	2/13/16
11	Isaiah Briscoe at Ole Miss	12/29/16
11	De'Aaron Fox vs. CLEVELAND STATE	11/23/16
11	Tyler Ulis at Florida	3/1/16
11	Tyler Ulis at Texas A&M	2/20/16
11	Tyler Ulis vs. FLORIDA	2/6/16
11	John Wall vs. East Tennessee State	3/18/10
11	John Wall vs. RIDER	11/21/09

SEC: 14, Tyler Ulis vs. LSU, 3/5/16

Postseason: 11, John Wall vs. ETSU, 3/18/10

SEC Tourney: 9, Shai Gilgeous-Alexander vs. Georgia, 3/9/18

NCAA Tourney: 11, J. Wall vs. ETSU, 3/18/10

Rupp Arena: 16, John Wall vs. HARTFORD, 12/29/09

On the Road: 12, Tyler Ulis, at South Carolina, 2/13/16

SEC Road: 12, Tyler Ulis, at South Carolina, 2/13/16

Ranked Opp.: 12, Tyler Ulis, at South Carolina, 2/13/16

Freshman: 16, John Wall vs. HARTFORD, 12/29/09

Sophomore: 14, Tyler Ulis vs. LSU, 3/5/16

Junior: 9, DeAndre Liggins vs. WINTHROP, 12/22/10

Senior: 10, Julius Mays vs. LAFAYETTE, 11/16/12

Opener: 12, De'Aaron Fox vs. SFA, 11/11/16

SEC Opener: 11, Isaiah Briscoe at Ole Miss, 12/29/16

## MOST POINTS/REBOUNDS/ASSISTS

P/R/A	Player vs. Opponent	Date
49 (47/0/2)	Malik Monk vs. UNC	12/17/16
47 (27/17/3)	Terrence Jones vs. Notre Dame	12/8/10
46 (29/13/4)	PJ Washington vs. Seton Hall	12/8/18
46 (39/3/4)	De'Aaron Fox vs. UCLA	3/24/17
45 (29/13/3)	Terrence Jones vs. Oklahoma	11/22/10
45 (27/18/0)	DeMarcus Cousins vs. SAM HOUSTON STATE	11/19/09
44 (24/19/1)	Michael Kidd-Gilchrist vs. LOUISVILLE	12/31/11
43 (33/9/2)	Jamal Murray at Vanderbilt	2/27/16
43 (35/8/0)	Terrence Jones vs. AUBURN	1/11/11
42 (33/4/5)	Malik Monk vs. FLORIDA	2/25/17
42 (23/11/8)	Isaiah Briscoe vs. GEORGIA	1/31/17
42 (35/6/1)	Jamal Murray vs. FLORIDA	2/6/16

## MOST MINUTES WITHOUT A TURNOVER

Mins.	Player vs. Opponent	Date
44	Darius Miller at Arkansas	2/23/11
41	Aaron Harrison vs. LSU	2/22/14
40	Tyler Ulis vs. Duke	11/17/15
40	Aaron Harrison vs. OLE MISS	1/6/15
40	Alex Poythress vs. MISSOURI	2/23/13
39	Nerlens Noel vs. TEXAS A&M	1/12/13
39	Ryan Harrow at Louisville	12/29/12
39	Anthony Davis vs. ALABAMA	1/21/12
39	Michael Kidd-Gilchrist vs. LOUISVILLE	12/31/11
38	Aaron Harrison at LSU	1/28/14
38	Patrick Patterson vs. Mississippi State	3/14/10

## MOST BLOCKED SHOTS

Blks.	Player vs. Opponent	Date
12	Nerlens Noel at Ole Miss	1/29/13
9	Willie Cauley-Stein vs. BOISE STATE	12/10/13
9	Willie Cauley-Stein vs. Providence	12/1/13
8	Nerlens Noel at Alabama	1/22/13
8	Anthony Davis at South Carolina	2/4/12
8	Anthony Davis vs. ST. JOHN'S	12/31/11
7	Karl-Anthony Towns vs. VANDERBILT	1/20/15
7	Willie Cauley-Stein vs. EAST MICHIGAN	11/27/13
7	Willie Cauley-Stein vs. MISSOURI	2/23/13
7	Nerlens Noel at Auburn	1/19/13
7	Nerlens Noel vs. TEXAS A&M	1/12/13
7	Nerlens Noel vs. LIPSCOMB	12/15/12
7	Nerlens Noel vs. PORTLAND	12/8/12
7	Anthony Davis vs. Western Kentucky	3/15/12
7	Anthony Davis at Vanderbilt	2/11/12
7	Anthony Davis vs. TENNESSEE	1/31/12
7	Anthony Davis vs. ARKANSAS	1/17/12
7	Anthony Davis vs. SOUTH CAROLINA	1/7/12
7	Anthony Davis vs. Kansas	11/15/11

SEC: 12, Nerlens Noel at Ole Miss, 1/29/13

Postseason: 7, A. Davis vs. Western Kentucky, 3/15/12

SEC Tourney: 6, Anthony Davis vs. LSU, 3/11/12

NCAA Tourney: 7, A. Davis vs. Western Kentucky, 3/15/12

Rupp Arena: 9, Willie Cauley-Stein vs. BOISE STATE, 12/10/13

On the Road: 12, Nerlens Noel at Ole Miss, 1/29/13

SEC Road: 12, Nerlens Noel at Ole Miss, 1/29/13

Ranked Opp.: 12, Nerlens Noel at Ole Miss, 1/29/13

Freshman: 12, Nerlens Noel at Ole Miss, 1/29/13

Sophomore: 9, Willie Cauley-Stein vs. ARKANSAS, 12/10/13

Junior: 4, Willie Cauley-Stein vs. ARKANSAS, 2/28/15

Senior: 6, Josh Harrellson vs. PENN, 1/3/11

Opener: 5, Anthony Davis vs. MARIST, 11/11/11

SEC Opener: 7, A. Davis vs. SOUTH CAROLINA, 1/7/12

*\*\*In some cases, the most recent occurrence is listed*

## MOST STEALS

Stls.	Player vs. Opponent	Date
8	Ashton Hagans vs. North Carolina	12/22/18
6	Tyler Ulis vs. OLE MISS	1/2/16
6	Willie Cauley-Stein vs. GEORGIA	1/25/14
6	Nerlens Noel vs. BAYLOR	12/1/12
6	John Wall vs. UConn	12/9/09
6	John Wall vs. UNC Asheville	11/30/09
5	Ashton Hagans vs. TEXAS A&M	1/8/19
5	Tyler Herra vs. MONMOUTH	11/28/18
5	Tyler Herra vs. NORTH DAKOTA	11/14/18
5	Shai Gilgeous-Alexander vs. Davidson	3/15/18
5	Malik Monk vs. UCLA	12/3/16
5	Aaron Harrison vs. ARKANSAS	2/28/15
5	Willie Cauley-Stein vs. Texas	12/5/14
5	DeAndre Liggins vs. TENNESSEE	2/8/11
5	Darius Miller at Portland	11/19/10

SEC: 6, Tyler Ulis vs. OLE MISS, 1/2/16

Postseason: 5, Shai Gilgeous-Alexander vs. Davidson, 3/15/18

SEC Tourney: 5, John Wall vs. Mississippi State, 3/14/10

NCAA Tourney: 5, Shai Gilgeous-Alexander vs. Davidson, 3/15/18

Rupp Arena: 6, Tyler Ulis vs. OLE MISS, 1/2/16

On the Road: 5, Darius Miller at Portland, 11/19/10

SEC Road: 4, Ashton Hagans at Georgia, 1/15/19

Ranked Opp.: 8, Ashton Hagans vs. North Carolina, 12/22/18

Freshman: 8, Ashton Hagans vs. North Carolina, 12/22/18

Sophomore: 6, Tyler Ulis vs. OLE MISS, 1/2/16

Junior: 5, Willie Cauley-Stein vs. TEXAS, 12/5/14

Senior: 4, Dominique Hawkins vs. Arkansas, 3/12/17

Opener: 4, Knox/Gilgeous-Alexander vs. UTAH VALLEY, 11/10/17

# TEAM GAME RECORDS CAL ERA

## MOST FIELD GOALS

FGs.	Opponent	Date
46	MARIST	11/11/11
44	vs. Arizona State	11/28/16
44	AUBURN	2/21/15
42	UIC	11/26/17
42	LIU BROOKLYN	11/23/12
41	UT MARTIN	11/25/16
41	HARTFORD	12/29/09
40	vs. North Carolina	12/17/16
40	LAFAYETTE	11/16/12
38	CLEVELAND STATE	11/23/16
38	LSU	3/5/16
38	vs. Wake Forest	3/20/10

## FEWEST FIELD GOALS

FGs.	Opponent	Date
14	at South Carolina	3/1/14
16	vs. Kansas State	3/22/18
16	ALABAMA	3/4/14
17	GEORGIA	12/31/17
17	LOUISVILLE	12/31/11
17	at Auburn	2/12/14
18	vs. LSU	3/9/12
18	vs. Vanderbilt	3/15/13
18	vs. Florida	3/16/14
18	vs. UConn	4/7/14
18	at Texas A&M	1/10/15
18	at South Carolina	1/24/15

## MOST FIELD-GOAL ATTEMPTS

FGs.	Opponent	Date
84	vs. Arizona State	11/28/16
80	UCLA	12/3/16
77	ARKANSAS	1/23/10
76	ARKANSAS	2/27/14
75	MARIST	11/11/11
74	at Ole Miss	12/29/16
74	vs. North Carolina	12/17/16
74	UT MARTIN	11/25/16

## FEWEST FIELD-GOAL ATTEMPTS

FGs.	Opponent	Date
39	at South Carolina	1/24/15
40	at Robert Morris	3/19/13
41	ALABAMA	1/31/15
41	TENNESSEE	1/31/12
42	vs. Kansas State	3/22/18
42	vs. Alabama	3/10/18
42	FLORIDA	2/15/14
42	vs. Providence	12/1/13
42	vs. LSU	3/9/12
42	vs. Cleveland State	11/24/09

## MOST FREE THROWS

FTs.	Opponent	Date
35	vs. Indiana	3/23/12
33	at South Carolina	3/1/14
32	LOUISVILLE	12/31/11
31	MOREHEAD STATE	11/21/12
31	INDIANA	12/11/10
30	vs. Auburn	3/14/15
30	UNC ASHEVILLE	11/8/13
30	vs. Baylor	3/25/12
29	VMI	11/18/18
29	ILLINOIS STATE	11/30/15
29	at North Carolina	12/14/13

## FEWEST FREE THROWS

FTs.	Opponent	Date
3	ETSU	11/17/17
4	vs. UConn	4/2/11
4	VANDERBILT	1/23/16
5	vs. Georgia	3/9/18
6	vs. Michigan	3/30/14
6	at Florida	2/12/13

6	at Alabama	1/22/13
6	vs. Princeton	3/17/11

## MOST FREE-THROW ATTEMPTS

FTs.	Opponent	Date
48	UNC ASHEVILLE	11/8/13
46	ILLINOIS STATE	11/30/15
44	vs. Baylor	3/25/12
44	INDIANA	12/11/10
43	at North Carolina	12/14/13
43	LOUISVILLE	12/31/11
42	at South Carolina	3/1/14
41	vs. TENNESSEE STATE	11/23/18
41	vs. LSU	3/14/14
41	MOREHEAD STATE	11/21/12

## FEWEST FREE-THROW ATTEMPTS

FTs.	Opponent	Date
6	VANDERBILT	1/23/16
10	vs. Georgia	3/9/18
10	vs. Wisconsin	4/4/15
11	at Georgia	1/15/19
11	at Louisville	12/29/18
11	at LSU	2/10/15
11	vs. Michigan	3/30/14
11	MISSISSIPPI STATE	2/27/13
11	at Florida	2/12/13
11	at Alabama	1/22/13
11	at Florida	3/4/12
11	GEORGIA	3/1/12
11	FLORIDA	2/7/12
11	vs. Princeton	3/17/11

## MOST 3-POINTERS

3s.	Opponent	Date
15	GEORGIA	3/1/12
15	vs. ETSU	3/18/10
14	HARTFORD	12/29/09
13	TEXAS A&M	1/3/17
13	vs. Alabama	3/11/16
13	ETSU	11/12/10
12	UTAH	12/15/18
12	FLORIDA	2/6/16
12	vs. UCLA	12/20/14
12	CHATTANOOGA	12/17/11
12	vs. North Carolina	3/27/11
12	WINTHROP	12/22/10
12	VANDERBILT	1/30/10

## FEWEST 3-POINTERS

3s.	Opponent	Date
0	vs. Davidson	3/15/18
1	at South Carolina	1/16/18
1	at Vanderbilt	1/10/17
1	Texas	12/5/14
1	LSU	2/22/14
1	vs. LSU	3/9/12
1	Tennessee	1/31/12
1	vs. Alabama	3/12/10

## MOST 3-POINT ATTEMPTS

3s.	Opponent	Date
33	CHATTANOOGA	12/17/11
33	vs. ETSU	3/18/10
33	ARKANSAS	1/23/10
32	vs. West Virginia	3/27/10
28	vs. Arizona State	11/28/16
28	at Texas A&M	1/10/15
28	ALABAMA	3/4/14
28	vs. Vanderbilt	3/11/12
28	HARTFORD	12/29/09
27	GEORGIA	3/1/12
27	vs. UConn	4/2/11

## FEWEST 3-POINT ATTEMPTS

3s.	Opponent	Date
5	vs. Wisconsin	4/4/15
5	vs. Wisconsin	4/5/14
5	at Tennessee	1/14/12
6	vs. Davidson	3/15/18
6	FLORIDA	3/7/15
6	Vanderbilt	1/20/15
7	at Missouri	1/29/15
7	PROVIDENCE	11/30/14
7	vs. Louisville	3/31/12
7	at Indiana	12/10/11

## MOST REBOUNDS

Rebs.	Opponent	Date
59	vs. Arizona State	11/28/16
59	ARKANSAS	1/23/10
57	LOUISVILLE	12/31/11
56	ROBERT MORRIS	11/17/13
54	NJIT	11/14/15

## FEWEST REBOUNDS

Rebs.	Opponent	Date
21	ALABAMA	1/31/15
21	at Tennessee	2/16/13
22	vs. Wisconsin	4/4/15
23	UTAH	12/15/18
24	GEORGIA	2/3/15
24	NORTH CAROLINA	12/13/14
24	TENNESSEE	1/18/14
25	vs. Baylor	12/6/13
25	at Robert Morris	3/19/13

## MOST OFFENSIVE REBOUNDS

Rebs.	Opponent	Date
26	ARKANSAS	2/27/14
24	GRAND CANYON	11/14/14
24	vs. West Virginia	3/27/10
22	NJIT	11/14/15
22	at Auburn	2/2/14
22	ARKANSAS	1/23/10
21	SOUTH CAROLINA	2/5/19
21	at West Virginia	1/27/18
21	VALPARAISO	12/7/16
21	COLUMBIA	12/10/14
21	at South Carolina	3/1/14
21	BAYLOR	12/1/12
21	at Indiana	12/12/09

## FEWEST OFFENSIVE REBOUNDS

Rebs.	Opponent	Date
1	vs. Alabama	3/10/18
3	at South Carolina	1/24/14
5	GEORGIA	2/3/15
5	ALABAMA	1/31/15
5	MISSISSIPPI STATE	2/15/11
5	GEORGIA	1/29/11

## MOST DEFENSIVE REBOUNDS

Rebs.	Opponent	Date
39	vs. Arizona State	11/28/16
39	ROBERT MORRIS	11/17/13
39	EASTERN MICHIGAN	1/2/13
38	TROY	11/20/17
38	vs. Hampton	3/19/15
38	EASTERN KENTUCKY	12/7/14
38	vs. Cleveland State	11/24/09
37	at Texas A&M	1/10/15
37	LOUISVILLE	12/31/11
37	ARKANSAS	1/23/10

## FEWEST DEFENSIVE REBOUNDS

Rebs.	Opponent	Date
9	at Tennessee	2/16/13
13	NORTH CAROLINA	12/13/14
15	vs. Baylor	12/6/13

15	at Alabama	1/18/11
16	UTAH	12/15/18
16	vs. Wisconsin	4/4/15
16	ALABAMA	1/31/15
16	TEXAS A&M	1/12/13
16	at Auburn	1/11/12
16	vs. UConn	11/24/10

## MOST ASSISTS

Assts.	Opponent	Date
33	vs. Arizona State	11/28/16
30	HARTFORD	12/29/09
28	LIU BROOKLYN	11/23/12
28	vs. UNC Asheville	11/30/09
25	CLEVELAND STATE	11/23/16
25	AUBURN	2/21/15
25	vs. UCLA	12/20/14
24	vs. North Carolina	12/22/18
24	at Ole Miss	12/29/16
24	UT MARTIN	11/25/16
24	BOSTON	11/21/14
24	MARIST	11/11/11
24	vs. ETSU	3/18/10

## FEWEST ASSISTS

Assts.	Opponent	Date
5	LSU	2/22/14
6	vs. Kansas State	3/22/18
6	at Florida	3/3/18
6	VANDERBILT	3/1/11

## MOST TURNOVERS

TOs.	Opponent	Date
24	MOREHEAD STATE	11/13/09
23	SAM HOUSTON STATE	11/19/09
22	ETSU	11/17/17
21	LOUISVILLE	12/31/11
21	vs. Old Dominion	11/20/11
21	NORTH CAROLINA	12/5/09
20	EASTERN MICHIGAN	11/27/13
20	ALBANY	11/13/15
20	vs. Cleveland State	11/24/09

## FEWEST TURNOVERS

TOs.	Opponent	Date
3	at Georgia	3/3/15
3	at South Carolina	2/4/12
4	ALABAMA	2/23/16
4	COLUMBIA	12/10/14
4	vs. Wisconsin	4/5/14
4	PORTLAND	11/26/11
5	vs. Georgia	3/9/18
5	vs. Georgia	3/12/16
5	at Vanderbilt	2/27/16
5	ALABAMA	1/31/15

## MOST BLOCKS

Blks.	Opponent	Date
18	ST. JOHN'S	12/1/11
15	vs. Stony Brook	3/17/16
14	at Georgia	3/3/10
13	vs. UCLA	12/20/14
13	at Ole Miss	1/29/13
13	ARKANSAS	1/17/12
13	vs. Kansas	11/15/11
13	MARIST	11/11/11



# TEAM GAME RECORDS CAL ERA

## FEWEST BLOCKS

Blks.	Opponent	Date
1	SOUTH CAROLINA	2/5/19
1	at Alabama	1/5/19
1	vs. Georgia	3/9/18
1	at Vanderbilt	1/10/17
1	vs. Alabama	3/11/16
1	at LSU	1/5/16
1	WRIGHT STATE	11/20/15
1	ALABAMA	1/31/15
1	at Missouri	1/29/15
1	vs. Wisconsin	4/5/14
1	at Florida	3/8/14

## MOST STEALS

Stls.	Opponent	Date
15	LAFAYETTE	11/16/12
13	OLE MISS	1/2/16
13	vs. UConn	12/9/09
12	vs. North Carolina	12/22/18
12	NORTH DAKOTA	11/14/18
12	STEPHEN F. AUSTIN	11/11/16
12	BOSTON	11/24/15
12	NORTH CAROLINA	12/13/14
12	PROVIDENCE	11/30/14
12	LIPSCOMB	12/15/12
12	PORTLAND	11/26/11
12	vs. Cornell	3/25/10
12	GEORGIA	1/9/10
12	vs. UNC Asheville	11/30/09

## FEWEST STEALS

Stls.	Opponent	Date
0	vs. Baylor	12/6/13
1	vs. Duke	11/7/18
1	at West Virginia	1/27/18
1	vs. Michigan State	11/12/13
1	at Robert Morris	3/19/13
1	vs. West Virginia	3/19/11
1	FLORIDA	2/26/11

## MOST PERSONAL FOULS

Fls.	Opponent	Date
33	at Kansas	1/30/16
32	at South Carolina	1/16/18
31	at Arkansas	1/14/14
31	at North Carolina	12/14/13
29	at Missouri	2/3/18
29	at South Carolina	3/1/14
28	VANDERBILT	1/30/10

## FEWEST PERSONAL FOULS

Fls.	Opponent	Date
7	HARTFORD	12/29/09
8	MONTANA STATE	11/23/14
8	LAFAYETTE	11/16/12
8	vs. Florida	3/10/12
8	vs. Princeton	3/17/11
8	WINTHROP	12/22/10
8	DREXEL	12/21/09
8	vs. UNC Asheville	11/30/09

## HIGHEST FIELD-GOAL PCT.

Pct.	Opponent	Date
.677	LIU BROOKLYN	11/23/12
.667	UIC	11/26/17
.647	AUBURN	2/21/15
.645	LAFAYETTE	11/16/12
.643	vs. Alabama	3/10/18
.643	vs. Providence	12/1/13
.614	SOUTH CAROLINA	2/5/13
.613	MARIST	11/11/11
.603	vs. Wake Forest	3/20/10
.603	HARTFORD	12/29/09

## LOWEST FIELD-GOAL PCT.

Pct.	Opponent	Date
.269	at South Carolina	3/1/14
.281	at Texas A&M	1/10/15
.296	BAYLOR	12/1/12
.298	LOUISVILLE	12/31/11
.309	at Auburn	2/12/14
.313	at Missouri	2/3/18
.315	GEORGIA	12/31/17
.327	ALABAMA	3/4/14
.339	vs. UConn	4/2/11
.342	ARKANSAS	2/27/14

## HIGHEST FREE-THROW PCT.

Pct.	Opponent	Date
1.000	FLORIDA	2/7/12
1.000	AUSTIN PEAY	12/19/09
.958	TENNESSEE	1/18/14
.955	at Florida	2/7/15
.946	vs. Indiana	3/23/12
.923	at Mississippi State	2/25/15
.913	TEXAS A&M	1/8/19
.900	vs. Wisconsin	4/4/15
.900	at Ole Miss	2/18/14
.895	DREXEL	12/21/09
<i>min 10 attempts</i>		

## LOWEST FREE-THROW PCT.

Pct.	Opponent	Date
.200	ETSU	11/17/17
.333	vs. UConn	4/2/11
.391	ETSU	11/12/10
.412	vs. Wake Forest	3/20/10
.435	at Vanderbilt	2/27/16
.471	at Texas A&M	2/10/18
.471	PROVIDENCE	11/30/14
.478	at Louisville	12/29/12
<i>min 10 attempts</i>		

## HIGHEST 3-POINT PCT.

Pct.	Opponent	Date
.700	at Florida	3/1/16
.692	DREXEL	12/21/09
.667	vs. Alabama	3/10/18
.667	AUSTIN PEAY	12/19/09
.636	vs. Michigan	3/30/14
.625	MISSOURI	2/24/18
.625	BOSTON	11/30/10
.600	FLORIDA	2/6/16
.600	FLORIDA	2/7/12
.591	vs. Alabama	3/11/16
<i>min 10 attempts</i>		

## LOWEST 3-POINT PCT.

Pct.	Opponent	Date
.000	vs. Davidson	3/15/18
.077	vs. Alabama	3/12/10
.083	TEXAS	12/5/14
.091	at South Carolina	1/16/18
.091	at Tennessee	2/27/10
.100	at Missouri	2/3/18
.100	TENNESSEE	1/31/12
.111	at Vanderbilt	1/10/17
.118	COLUMBIA	12/10/14
.125	vs. LSU	3/9/12
.125	vs. West Virginia	3/27/10
.125	vs. Cornell	3/25/10
<i>min 10 attempts</i>		

## HIGHEST REBOUND MARGIN

Margin	Opponent	Date
+31	NJIT	11/14/15
+30	NORTH DAKOTA	11/14/18
+30	GRAND CANYON	11/14/14
+29	SOUTHERN ILLINOIS	11/9/18
+28	NKU	11/10/13

+27	vs. Little Rock	1/3/12
+26	vs. Arizona State	11/28/16
+26	LOUISVILLE	12/31/11
+25	EASTERN KENTUCKY	12/9/15
+25	EASTERN MICHIGAN	1/2/13
+25	at Indiana	12/12/09

## LOWEST REBOUND MARGIN

Margin	Opponent	Date
-25	at Florida	2/4/17
-18	at Tennessee	2/16/13
-16	vs. Baylor	12/6/13
-16	vs. Maryland	11/9/12
-15	TENNESSEE	1/18/14
-14	at LSU	1/5/16
-12	vs. Wisconsin	4/4/15
-12	GEORGIA	2/3/15
-12	at South Carolina	1/24/14
-12	vs. Alabama	3/12/10
-11	at Kansas	1/30/16
-11	TEXAS	12/5/14

## VICTORY MARGINS

Margin (Score)	Opponent	Date
+58 (86-28)	MONTANA STATE	11/13/14
+52 (101-49)	LAFAYETTE	11/16/12
+50 (108-58)	MARIST	11/11/11
+49 (86-37)	MISSOURI	1/13/15
+48 (92-44)	UT ARLINGTON	11/25/14
+48 (88-40)	RADFORD	11/23/11
+46 (90-44)	MONMOUTH	11/28/18
+46 (115-69)	vs. Arizona State	11/28/16
+44 (88-44)	DREXEL	12/21/09
+43 (104-61)	HARTFORD	12/29/09

## VICTORY MARGIN IN RUPP ARENA

Margin (Score)	Opponent	Date
+58 (86-28)	MONTANA STATE	11/13/14
+52 (101-49)	LAFAYETTE	11/16/12
+50 (108-58)	MARIST	11/11/11
+49 (86-37)	MISSOURI	1/13/15
+48 (92-44)	UT ARLINGTON	11/25/14
+48 (88-40)	RADFORD	11/23/11
+46 (90-44)	MONMOUTH	11/28/18
+44 (88-44)	DREXEL	12/21/09
+43 (104-61)	HARTFORD	12/29/09
+42 (100-58)	TEXAS A&M	1/3/17

## VICTORY MARGIN IN SEC PLAY

Margin (Score)	Opponent	Date
+49 (86-37)	MISSOURI	1/13/15
+42 (100-58)	TEXAS A&M	1/3/17
+38 (82-44)	LSU	1/15/11
+35 (87-52)	at Vanderbilt	1/29/19
+35 (110-75)	AUBURN	2/21/15
+34 (82-48)	GEORGIA	2/9/16
+34 (88-54)	MISSOURI	1/27/16
+34 (77-43)	SOUTH CAROLINA	2/14/15
+34 (86-52)	at South Carolina	2/4/12
+31 (90-59)	SOUTH CAROLINA	2/19/11
+31 (101-70)	ARKANSAS	1/23/10

## VICTORY MARGIN ON THE ROAD

Margin (Score)	Opponent	Date
+35 (87-52)	at Vanderbilt	1/29/19
+34 (86-52)	at South Carolina	2/4/12
+31 (79-48)	at Portland	11/19/10
+27 (89-62)	at South Carolina	2/13/16
+26 (81-55)	at LSU	2/6/10
+24 (74-50)	at LSU	1/28/12
+23 (99-76)	at Ole Miss	12/29/16
+22 (70-48)	at Alabama	1/17/15
+22 (75-53)	at Auburn	1/19/13
+20 (69-49)	at Georgia	1/15/19

## VICTORY MARGIN AT A NEUTRAL SITE

Margin (Score)	Opponent	Date
+46 (115-69)	vs. Arizona State	11/28/16
+39 (78-39)	vs. West Virginia	3/26/15
+39 (83-44)	vs. UCLA	12/20/14
+38 (85-47)	vs. Penn State	11/19/11
+32 (72-40)	vs. Kansas	11/18/14
+30 (90-60)	vs. Wake Forest	3/20/10
+29 (100-71)	vs. ETSU	3/18/10
+29 (74-45)	vs. Tennessee	3/13/10
+28 (85-57)	vs. Stony Brook	3/17/16
+26 (85-59)	vs. Alabama	3/11/16

## VICTORY MARGIN ON THE ROAD IN THE SEC

Margin (Score)	Opponent	Date
+35 (87-52)	at Vanderbilt	1/29/19
+34 (86-52)	at South Carolina	2/4/12
+27 (89-62)	at South Carolina	2/13/16
+26 (81-55)	at LSU	2/6/10
+24 (74-50)	at LSU	1/28/12
+23 (99-76)	at Ole Miss	12/29/16
+22 (70-48)	at Alabama	1/17/15
+22 (75-53)	at Auburn	1/19/13
+20 (69-49)	at Georgia	1/15/19
+18 (74-56)	at Mississippi State	2/25/15
+18 (66-48)	at Tennessee	2/17/15

## VICTORY MARGIN IN THE SEC TOURNAMENT

Margin (Score)	Opponent	Date
+29 (74-45)	vs. Tennessee	3/13/10
+26 (85-59)	vs. Alabama	3/11/16
+24 (91-67)	vs. Auburn	3/14/15
+23 (86-63)	vs. Alabama	3/10/18
+18 (85-67)	vs. LSU	3/14/14
+17 (82-65)	vs. Arkansas	3/12/17
+16 (70-54)	vs. Florida	3/13/11
+15 (78-63)	vs. Arkansas	3/15/15
+15 (64-49)	vs. Florida	3/13/15
+14 (72-58)	vs. Alabama	3/12/11

## VICTORY MARGIN IN THE NCAA TOURNAMENT

Margin (Score)	Opponent	Date
+39 (78-39)	vs. West Virginia	3/26/15
+30 (90-60)	vs. Wake Forest	3/20/10
+29 (100-71)	vs. ETSU	3/18/10
+28 (85-57)	vs. Stony Brook	3/17/16
+23 (79-56)	vs. Hampton	3/19/15
+20 (95-75)	vs. Buffalo	3/17/18
+17 (62-45)	vs. Cornell	3/25/10
+16 (87-71)	vs. Iowa State	3/17/12
+15 (81-66)	vs. Western Kentucky	3/15/12
+13 (64-51)	vs. Cincinnati	3/21/15
+12 (82-70)	vs. Baylor	3/25/12
+12 (102-90)	vs. Indiana	3/23/12





## 2018-19 SEASON/CAREER HIGHS

<b>Points</b>	
Season	23, at Georgia (1/15/19)
Career	23, at Georgia (1/15/19)

<b>Rebounds</b>	
Season	7, at Auburn, (1/19/19)
Career	7, at Auburn, (1/19/19)

<b>Field Goals</b>	
Season	9, at Georgia (1/15/19)
Career	9, at Georgia (1/15/19)

<b>Field Goals Attempted</b>	
Season	18, at Georgia (1/15/19)
Career	18, at Georgia (1/15/19)

<b>3-Point Field Goals</b>	
Season	1, 5x, last at Mississippi State (2/9/19)
Career	1, 5x, last at Mississippi State (2/9/19)

<b>3-Point Field Goals Attempted</b>	
Season	3, 3x, last at Mississippi State (2/9/19)
Career	3, 3x, last at Mississippi State (2/9/19)

<b>Free Throws</b>	
Season	10, vs. TEXAS A&M (1/8/19)
Career	10, vs. TEXAS A&M (1/8/19)

<b>Free Throws Attempted</b>	
Season	11, vs. TEXAS A&M (1/8/19)
Career	11, vs. TEXAS A&M (1/8/19)

<b>Assists</b>	
Season	9, 2x, last at Mississippi State (2/9/19)
Career	9, 2x, last at Mississippi State (2/9/19)

<b>Steals</b>	
Season	8, vs. North Carolina (12/22/18)
Career	8, vs. North Carolina (12/22/18)

<b>Blocked Shots</b>	
Season	2, vs. VMI (11/18/18)
Career	2, vs. VMI (11/18/18)

<b>Minutes Played</b>	
Season	35, 4x, last at Mississippi State (2/9/19)
Career	35, 4x, last at Mississippi State (2/9/19)

MISCELLANEOUS	2018-19	CAREER
Dunks	3	3
Double-Figure		
Scoring Games	6	6
Double-Figure		
Rebounding Games	0	0
Games With		
Double-Double	0	0
Games Led UK		
in Scoring	2	2
Games Led UK		
in Rebounding	1	1
Games Led UK		
in Assists	18	18
Games Led UK		
in Steals	13	13
Games Led UK		
in Blocks	1	1
Games With		
3+ Assists	20	20
Games With		
3+ Blocks	0	0
Games With		
3+ Steals	10	10
Games With		
3+ 3-Pointers	0	0

- Pronunciation: HAY-gens
- Won SEC Freshman of the Week for a second time following wins over Georgia and Auburn
- Leads UK with 51 steals, 13 behind Rajon Rondo's 2004-05 pace through 23 games when he set the single-season school record
  - First player in school history with at least three steals in seven straight, a run that ended Jan. 22 vs. Mississippi State
  - Steals streak was the longest by a major-conference freshman since Chris Paul had a stretch of 10 straight games with three or more steals in 2003-04
  - No. 2 nationally in steals per game among all freshmen
- Leads team with 104 total assists, including three or more in his last 17 games
  - Dished a career high nine dimes in each of UK's two games vs. Mississippi State
  - UK is 5-0 when Hagans has seven or more assists
- Set all sorts of career highs in his return to Georgia, including points (23), rebounds (five), field goals (19) and minutes (35)
- Scored in double figures in five in a row between Dec. 29-Jan. 15, averaging 15.8 points per game
- Tied Rajon Rondo and Wayne Turner's school record with eight steals against North Carolina
- Considered UK's best on-ball defender
- Forewent his final year of high school eligibility and enrolled at UK a year early
- Swept the major awards in the state of Georgia, winning both the Gatorade Georgia Player of the Year and the Mr. Georgia Basketball honor as a junior
  - Averaged 20.2 points, 10.7 assists, 7.6 assists, 3.6 steals while leading Newton to 7A state semifinals
- Rated No. 12 overall player in the final Rivals rankings and No. 13 by 247 Sports. ESPN ranked him No. 20

**Birthday:** July 8

**Parents:** Monica Wheeler and Marvin Hagans

**Major:** Undeclared/exploratory studies in agriculture

**Off the court he likes to ...**

Chill with teammates, play NBA2K, watch highlights, go out to eat and sleep

**Did you know ...**

He won a football little league state championship as a kid and is a cousin to former NFL player Ronnie Brown



## Game-By-Game Statistics

Opponent	Date	qs	min	Total		3-Pointers		Free throws		Rebounds				pf	a	t/o	blk	stl	pts	avg	
				fg-fga	pct	3fg-fga	pct	ft-fa	pct	off	def	tot	avg								
vs #4/3 DUKE	11/06/18	*	20	1-3	.333	0-1	.000	0-0	.000	0	1	1	1.0	4	4	3	0	0	2	2.0	
SOUTHERN ILLINOIS	11/09/18		13	0-0	.000	0-0	.000	0-0	.000	0	0	0	0.5	3	3	2	0	0	0	1.0	
NORTH DAKOTA	11/14/18		16	1-3	.333	0-1	.000	0-0	.000	1	1	2	1.0	0	1	2	0	1	2	1.3	
VMI	11/18/18		21	2-3	.667	0-0	.000	1-2	.500	0	1	1	1.0	1	4	0	2	2	5	2.3	
WINTHROP	11/21/18		16	1-1	1.000	0-0	.000	0-0	.000	1	1	2	1.2	2	1	3	0	1	2	2.2	
TENNESSEE STATE	11/23/18		12	1-4	.250	0-1	.000	0-0	.000	0	0	0	1.0	0	1	1	0	0	2	2.2	
MONMOUTH	11/28/18		20	2-3	.667	1-2	.500	2-2	1.000	0	2	2	1.1	1	3	2	0	1	7	2.9	
UNCG	12/01/18		28	1-3	.333	0-0	.000	3-3	1.000	0	2	2	1.3	2	3	2	1	3	5	3.1	
vs Seton Hall	12/08/18	*	30	3-7	.429	0-2	.000	2-3	.667	1	0	1	1.2	3	4	1	0	1	8	3.7	
UTAH	12/15/18	*	23	1-7	.143	0-0	.000	0-0	.000	0	0	0	1.1	1	7	2	0	1	2	3.5	
vs #9/10 North Carolina	12/22/18	*	31	2-6	.333	0-0	.000	3-4	.750	1	3	4	1.4	3	3	5	1	8	7	3.8	
at RV/RV Louisville	12/29/18	*	24	5-11	.455	0-1	.000	1-2	.500	2	0	2	1.4	3	3	1	0	3	11	4.4	
at Alabama	01/05/19	*	33	5-10	.500	0-0	.000	2-2	1.000	1	2	3	1.5	2	6	2	0	3	12	5.0	
TEXAS A&M	01/08/19	*	30	4-6	.667	0-1	.000	10-11	.909	0	1	1	1.5	1	5	1	0	5	18	5.9	
VANDERBILT	01/12/19	*	33	7-9	.778	0-1	.000	1-2	.500	1	3	4	1.7	1	4	5	0	3	15	6.5	
at Georgia	01/15/19	*	35	9-18	.500	1-3	.333	4-5	.800	1	4	5	1.9	1	4	1	0	4	23	7.6	
at #14/12 Auburn	01/19/19	*	35	2-4	.500	0-0	.000	2-3	.667	0	7	7	2.2	2	6	3	0	3	6	7.5	
#22/22 MISSISSIPPI STATE	01/22/19	*	33	2-6	.333	0-1	.000	1-2	.500	1	1	2	2.2	2	9	4	0	2	5	7.3	
#9/10 KANSAS	01/26/19	*	35	4-11	.364	1-3	.333	3-5	.600	1	1	2	2.2	1	8	4	0	3	12	7.6	
at Vanderbilt	01/29/19	*	30	3-5	.600	1-2	.500	0-0	.000	1	5	6	2.4	3	8	1	0	1	7	7.6	
at Florida	02/02/19	*	32	2-5	.400	0-2	.000	2-2	1.000	0	5	5	2.5	1	4	3	0	2	6	7.5	
SOUTH CAROLINA	02/05/19	*	28	1-3	.333	0-1	.000	0-1	.000	0	0	0	2.4	2	4	6	0	3	2	7.2	
at RV/#21 Mississippi State	02/09/19	*	35	2-5	.400	1-3	.333	3-5	.600	2	2	4	2.4	1	9	3	0	1	8	7.3	
Totals			16	613	61-133	.459	5-25	.200	40-54	.741	14	42	56	2.4	40	104	57	4	51	167	7.3

Games played: 23  
Minutes/game: 26.7  
Points/game: 7.3  
FG Pct: 45.9  
3FG Pct: 20.0  
FT Pct: 74.1

Rebounds/game: 2.4  
Assists/game: 4.5  
Turnovers/game: 2.5  
Assist/turnover ratio: 1.8  
Steals/game: 2.2  
Blocks/game: 0.2

## Career Statistics

Year	GP-GS	Min-Avg	FG-FGA	Pct	3FG-FGA	Pct	FT-FTA	Pct	Off-Def-Tot-Avg	PF-FO	Ast	TO	Blk	Stl	Pts	Avg
2018-19	23-16	613-26.7	61-133	.459	5-25	.200	40-54	.741	14-42-56-2.4	40-0	104	57	4	51	167	7.3
TOTAL	23-16	613-26.7	61-133	.459	5-25	.200	40-54	.741	14-42-56-2.4	40-0	104	57	4	51	167	7.3

## 2018-19 SEASON/CAREER HIGHS

<b>Points</b>	
Season	27, vs. TENNESSEE STATE (11/23/18)
Career	27, vs. TENNESSEE STATE (11/23/18)
<b>Rebounds</b>	
Season	11, vs. UNCG (12/1/18)
Career	11, vs. UNCG (12/1/18)
<b>Field Goals</b>	
Season	8, 2x, last vs. UTAH (12/15/18)
Career	8, 2x, last vs. UTAH (12/15/18)
<b>Field Goals Attempted</b>	
Season	16, vs. Duke (11/6/18)
Career	16, vs. Duke (11/6/18)
<b>3-Point Field Goals</b>	
Season	6, vs. UTAH (12/15/18)
Career	6, vs. UTAH (12/15/18)
<b>3-Point Field Goals Attempted</b>	
Season	7, 2x last vs. North Carolina (12/22/18)
Career	7, 2x last vs. North Carolina (12/22/18)
<b>Free Throws</b>	
Season	13, vs. TENNESSEE STATE (11/23/18)
Career	13, vs. TENNESSEE STATE (11/23/18)
<b>Free Throws Attempted</b>	
Season	18, vs. TENNESSEE STATE (11/23/18)
Career	18, vs. TENNESSEE STATE (11/23/18)
<b>Assists</b>	
Season	4, at Alabama (1/5/19)
Career	4, at Alabama (1/5/19)
<b>Steals</b>	
Season	3, 3x, last vs. MISS. STATE (1/22/19)
Career	3, 3x, last vs. MISS. STATE (1/22/19)
<b>Blocked Shots</b>	
Season	1, 2x, last vs. MISS. STATE (1/22/19)
Career	1, 2x, last vs. MISS. STATE (1/22/19)
<b>Minutes Played</b>	
Season	43, vs. Seton Hall (12/8/18)
Career	43, vs. Seton Hall (12/8/18)

## MISCELLANEOUS 2018-19 CAREER

Dunks	12	12
Double-Figure Scoring Games	18	18
Double-Figure Rebounding Games	3	3
Games With Double-Double	3	3
Games Led UK in Scoring	7	7
Games Led UK in Rebounding	3	3
Games Led UK in Assists	0	0
Games Led UK in Steals	4	4
Games Led UK in Blocks	0	0
Games With 3+ Assists	2	2
Games With 3+ Blocks	0	0
Games With 3+ Steals	3	3
Games With 3+ 3-Pointers	4	4

- Three-time SEC Freshman of the Week
- Posted his third double-double of the season with 15 points and 10 rebounds in the win vs. No. 9/10 Kansas. Hit three 3-pointers after halftime
- Only freshman in the country averaging at least 13.9 points per game, shooting at least 48 percent from the field, at least 40 percent from 3-point range and made at least 30 3s
- Averaging 13.9 points - second best on the team - while shooting 48.2 percent from the floor
  - Scored in double figures in 18 of 23 games, tied for the team best, and 20 or more in five games
- Averaging 16.8 points and 5.3 rebounds while shooting 53.8 percent in UK's five games vs. AP Top 25 opponents
- Second on the team with 32 3-pointers and is shooting 40.5 percent from 3
- Scored 20 points on 7-of-11 shooting with two 3-pointers in the win at No. 14/12 Auburn
- Hit a buzzer-beater half-court shot to force overtime against Seton Hall
- Posted 24 points on 8-of-9 shooting with a career-high six 3-pointers vs. Utah
- Scored a career-high 27 points vs. Tennessee State and made 13 shots from the foul line
- His 23 points vs. Duke were tied for the fifth most in a debut in program history
- On the midseason watch list for the John R. Wooden Award and the preseason list for the Naismith Trophy
- One of 10 midseason finalists for Naismith Memorial Basketball Hall of Fame's Julius Erving Award (best small forward)
- Averaged 12.8 points and 4.2 rebounds per game in six exhibition games while shooting at a 53.8-percent clip
- Averaged 22.1 points, 6.8 boards and 4.4 assists per game for Oak Hill Academy
- Virginia Gatorade High School Player of the Year

**Birthday:** Oct. 11

**Parents:** Rochelle and Chris

**Major:** Undeclared/exploratory studies in agriculture

**Off the court he likes to ...**

Play Fortnite, hang out with friends, spend time with family, fish and go to amusement parks

**Did you know ...**

He was a member of the National Honor Society in high school and he wishes he had the talent to dance well



## Game-By-Game Statistics

Opponent	Date	gs	min	Total		3-Pointers		Free throws		Rebounds											
				fg-fga	pct	3fg-fga	pct	ft-fa	pct	off	def	tot	avg	pf	a	t/o	blk	stl	pts	avg	
vs #4/3 DUKE	11/06/18	*	30	8-16	.500	1-3	.333	6-10	.600	1	3	4	4.0	3	2	0	1	1	23	23.0	
SOUTHERN ILLINOIS	11/09/18	*	32	5-10	.500	0-3	.000	5-7	.714	0	4	4	4.0	1	2	3	0	1	15	19.0	
NORTH DAKOTA	11/14/18	*	34	3-4	.750	0-0	.000	6-8	.750	3	7	10	6.0	2	1	0	0	0	12	16.7	
VMI	11/18/18	*	25	4-8	.500	1-2	.500	0-0	.000	2	1	3	5.3	2	2	1	0	1	9	14.8	
WINTHROP	11/21/18	*	26	4-10	.400	2-5	.400	3-6	.500	1	6	7	5.6	2	1	2	0	1	13	14.4	
TENNESSEE STATE	11/23/18	*	35	7-15	.467	0-2	.000	13-18	.722	3	4	7	5.8	4	0	2	0	0	27	16.5	
MONMOUTH	11/28/18	*	31	5-9	.556	1-3	.333	4-5	.800	0	3	3	5.4	1	2	4	0	0	15	16.3	
UNCG	12/01/18	*	31	4-7	.571	1-1	1.000	4-6	.667	2	9	11	6.1	1	2	2	0	1	13	15.9	
vs Seton Hall	12/08/18	*	43	4-9	.444	2-6	.333	0-0	.000	1	4	5	6.0	3	1	3	0	0	10	15.2	
UTAH	12/15/18	*	33	8-9	.889	6-7	.857	2-2	1.000	0	2	2	5.6	2	0	2	0	1	24	16.1	
vs #9/10 North Carolina	12/22/18	*	23	7-11	.636	4-7	.571	3-4	.750	0	3	3	5.4	5	3	1	0	3	21	16.5	
at RV/RV Louisville	12/29/18	*	34	5-13	.385	1-5	.200	4-4	1.000	1	6	7	5.5	2	2	2	0	1	15	16.4	
at Alabama	01/05/19	*	30	5-10	.500	1-3	.333	2-2	1.000	1	6	7	5.6	3	4	1	0	3	13	16.2	
TEXAS A&M	01/08/19	*	27	2-9	.222	0-4	.000	4-4	1.000	2	4	6	5.6	1	2	4	0	0	8	15.6	
VANDERBILT	01/12/19	*	24	6-8	.750	1-2	.500	2-2	1.000	0	1	1	5.3	5	1	4	0	0	15	15.5	
at Georgia	01/15/19	*	27	0-6	.000	0-1	.000	0-0	.000	2	1	3	5.2	1	2	2	0	1	0	14.6	
at #14/12 Auburn	01/19/19	*	28	7-11	.636	2-5	.400	4-7	.571	2	1	3	5.1	1	0	1	0	0	20	14.9	
#22/22 MISSISSIPPI STATE	01/22/19	*	26	4-8	.500	0-1	.000	1-1	1.000	0	5	5	5.1	5	2	2	1	3	9	14.6	
#9/10 KANSAS	01/26/19	*	32	5-9	.556	3-4	.750	2-2	1.000	2	8	10	5.3	3	0	0	0	0	15	14.6	
at Vanderbilt	01/29/19	*	23	3-6	.500	3-4	.750	2-2	1.000	0	0	5	5.1	3	2	1	0	0	11	14.4	
at Florida	02/02/19	*	30	4-13	.308	2-5	.400	0-0	.000	2	6	8	5.2	2	1	1	0	0	10	14.2	
SOUTH CAROLINA	02/05/19	*	31	2-9	.222	0-3	.000	5-6	.833	2	4	6	5.2	0	0	0	0	0	9	14.0	
at RV/#21 Mississippi State	02/09/19	*	28	4-10	.400	1-3	.333	4-4	1.000	0	7	7	5.3	3	0	1	0	1	13	13.9	
Totals			23	683	106-220	.482	32-79	.405	76-100	.760	27	95	122	5.3	55	32	39	2	18	320	13.9

 Games played: 23  
 Minutes/game: 29.7  
 Points/game: 13.9  
 FG Pct: 48.2  
 3FG Pct: 40.5  
 FT Pct: 76.0

 Rebounds/game: 5.3  
 Assists/game: 1.4  
 Turnovers/game: 1.7  
 Assist/turnover ratio: 0.8  
 Steals/game: 0.8  
 Blocks/game: 0.1

## Career Statistics

Year	GP-GS	Min-Avg	FG-FGA	Pct	3FG-FGA	Pct	FT-FTA	Pct	Off-Def-Tot-Avg	PF-FO	Ast	TO	Blk	Stl	Pts	Avg
2018-19	23-23	683-29.7	106-220	.482	32-79	.405	76-100	.760	27-95-122-5.3	55-3	32	39	2	18	320	13.9
TOTAL	23-23	683-29.7	106-220	.482	32-79	.405	76-100	.760	27-95-122-5.3	55-3	32	39	2	18	320	13.9

## 2018-19 SEASON/CAREER HIGHS

## Points

Season	14, at Vanderbilt (1/29/19)
Career	25, vs. FORT WAYNE (11/22/17)

## Rebounds

Season	19, vs. SOUTHERN ILLINOIS (11/9/18)
Career	19, vs. SOUTHERN ILLINOIS (11/9/18)

## Field Goals

Season	4, 2x, last at Vanderbilt (1/29/19)
Career	9, vs. FORT WAYNE (11/22/17)

## Field Goals Attempted

Season	8, vs. SOUTHERN ILLINOIS (11/9/18)
Career	10, vs. FORT WAYNE (11/22/17)

## 3-Point Field Goals

Season	-
Career	-

## 3-Point Field Goals Attempted

Season	-
Career	-

## Free Throws

Season	6, at Vanderbilt (1/29/19)
Career	7, vs. FORT WAYNE (11/22/17)

## Free Throws Attempted

Season	10, at Vanderbilt (1/29/19)
Career	10, at Vanderbilt (1/29/19)

## Assists

Season	2, at Alabama (1/5/19)
Career	2, 2x, last at Alabama (1/5/19)

## Steals

Season	1, 3x, last vs. S. CAROLINA (2/5/19)
Career	1, 6x, last vs. S. CAROLINA (2/5/19)

## Blocked Shots

Season	5, vs. KANSAS (1/26/19)
Career	5, vs. KANSAS (1/26/19)

## Minutes Played

Season	27, vs. SOUTHERN ILLINOIS (11/9/18)
Career	27, vs. SOUTHERN ILLINOIS (11/9/18)

## MISCELLANEOUS 2018-19 CAREER

Dunks	14	42
Double-Figure		
Scoring Games	2	9
Double-Figure		
Rebounding Games	1	2
Games With		
Double-Double	0	1
Games Led UK		
in Scoring	0	1
Games Led UK		
in Rebounding	2	10
Games Led UK		
in Assists	0	0
Games Led UK		
in Steals	0	0
Games Led UK		
in Blocks	11	23
Games With		
3+ Assists	0	0
Games With		
3+ Blocks	5	9
Games With		
3+ Steals	0	0
Games With		
3+ 3-Pointers	0	0

- Leads the team with 33 blocks
  - Blocked a combined nine shots in 23 minutes across the Kansas and Vanderbilt games to conclude January
- UK is 9-0 this season when Richards scores at least four points
- Scored season-high 14 points at Vanderbilt on Jan. 30 on 4-of-5 shooting and 6 of 10 at the free-throw line
- Turned in a solid 10 minutes vs. Mississippi State on Jan. 22, totaling eight points, six rebounds and a blocked shot. His eight points were his best since 10 vs. Winthrop on Nov. 21
- Grabbed six rebounds and blocked two shots in 10 minutes vs. North Carolina
- Scored six points and had a career-high-tying three blocks in win over Monmouth
- Played one of the best games of his career vs. Southern Illinois with eight points, a career-high 19 rebounds and a career-high-tying three blocks
  - The 19 rebounds were the most by a UK player since Michael Kidd-Gilchrist hauled in 19 boards vs. Louisville on Dec. 31, 2011. The 19 rebounds also matched SIU's team total
- Named to the Naismith Memorial Basketball Hall of Fame's Kareem Abdul Jabbar Award preseason watch list (best center)
- Averaged 11.5 points, 5.2 rebounds with a team-high-tying 10 blocks in the six exhibition games
- Scored in double figures seven times during his freshman season and started all 37 games
  - Averaged 5.1 points, 4.4 rebounds and 0.9 blocks per game a season ago
  - Finished second on the team in blocks with 33 and fourth in total rebounds with 163
- Recorded a double-double (25 points, 15 rebounds) vs. Fort Wayne
  - Became the third UK player in the Calipari era with 25 points and 15 rebounds in a game (Terrence Jones vs. Notre Dame, 12/8/10); DeMarcus Cousins vs. Sam Houston State, 11/19/09)
- Has the top wingspan on the team at 7-foot-5

Birthday: Nov. 29

Mother: Marion Tenn

Major: Undeclared/exploratory studies in agriculture

## Off the court he likes to ...

Play FIFA (video game), shop for sneakers, shop for clothes, watch movies, and hang out with friends and family

## Did you know ...

He's the second UK player to hail from the Patrick School, joining Michael Kidd-Gilchrist. He's also a soccer enthusiast



## Game-By-Game Statistics

Opponent	Date	gs	min	Total		3-Pointers		Free throws		Rebounds										
				fg-fga	pct	3fg-fga	pct	ft-fa	pct	off	def	tot	avg	pf	a	t/o	blk	stl	pts	avg
vs #4/3 DUKE	11/06/18	13		0-1	.000	0-0	.000	0-0	.000	0	2	2	2.0	3	0	3	1	0	0	0.0
SOUTHERN ILLINOIS	11/09/18	27		3-8	.375	0-0	.000	2-3	.667	9	10	19	10.5	2	1	3	3	0	8	4.0
NORTH DAKOTA	11/14/18	16		1-2	.500	0-0	.000	0-0	.000	1	1	2	7.7	5	0	2	2	0	2	3.3
VMI	11/18/18	8		3-3	1.000	0-0	.000	0-0	.000	1	1	2	6.3	1	0	0	0	0	6	4.0
WINTHROP	11/21/18	12	*	4-4	1.000	0-0	.000	2-2	1.000	1	0	1	5.2	2	0	2	2	0	10	5.2
TENNESSEE STATE	11/23/18	10	*	1-1	1.000	0-0	.000	0-0	.000	0	1	1	4.5	2	0	0	0	0	2	4.7
MONMOUTH	11/28/18	9		2-3	.667	0-0	.000	2-2	1.000	2	0	2	4.1	3	0	0	3	0	6	4.9
UNCG	12/01/18	1		0-0	.000	0-0	.000	0-0	.000	0	0	0	3.6	1	0	1	1	0	0	4.3
vs Seton Hall	12/08/18	12		1-2	.500	0-0	.000	1-2	.500	2	3	5	3.8	1	0	0	0	0	3	4.1
UTAH	12/15/18	12		0-0	.000	0-0	.000	0-0	.000	0	2	2	3.6	3	0	0	1	0	0	3.7
vs #9/10 North Carolina	12/22/18	10		1-2	.500	0-0	.000	0-0	.000	1	5	6	3.8	1	0	0	2	0	2	3.5
at RV/RV Louisville	12/29/18	7		0-0	.000	0-0	.000	0-0	.000	2	1	3	3.8	1	0	0	1	0	0	3.3
at Alabama	01/05/19	13		0-1	.000	0-0	.000	1-2	.500	2	1	3	3.7	0	2	0	1	0	1	3.1
TEXAS A&M	01/08/19	11		2-2	1.000	0-0	.000	1-1	1.000	0	1	1	3.5	2	0	0	2	0	5	3.2
VANDERBILT	01/12/19	10		1-2	.500	0-0	.000	0-0	.000	0	1	1	3.3	1	0	0	0	1	2	3.1
at Georgia	01/15/19	15		2-5	.400	0-0	.000	0-0	.000	4	3	7	3.6	1	0	0	3	0	4	3.2
at #14/12 Auburn	01/19/19	10		0-0	.000	0-0	.000	1-2	.500	0	1	1	3.4	3	1	0	0	1	1	3.1
#22/22 MISSISSIPPI STATE	01/22/19	10		2-5	.400	0-0	.000	4-8	.500	5	1	6	3.6	3	0	0	1	0	8	3.3
#9/10 KANSAS	01/26/19	9		0-1	.000	0-0	.000	0-0	.000	0	1	1	3.4	1	1	1	5	0	0	3.2
at Vanderbilt	01/29/19	19		4-5	.800	0-0	.000	6-10	.600	0	1	1	3.3	3	0	0	4	0	14	3.7
at Florida	02/02/19	5		0-0	.000	0-0	.000	0-0	.000	0	0	0	3.1	1	0	2	0	0	0	3.5
SOUTH CAROLINA	02/05/19	11		2-2	1.000	0-0	.000	0-0	.000	2	2	4	3.2	4	0	1	0	1	4	3.5
at RV/#21 Mississippi State	02/09/19	7		1-3	.333	0-0	.000	0-0	.000	1	0	1	3.1	2	0	1	1	0	2	3.5
Totals		2	257	30-52	.577	0-0	.000	20-32	.625	33	38	71	3.1	46	5	16	33	3	80	3.5

Games played: 23  
Minutes/game: 11.2  
Points/game: 3.5  
FG Pct: 57.7  
FT Pct: 62.5

Rebounds/game: 3.1  
Assists/game: 0.2  
Turnovers/game: 0.7  
Assist/turnover ratio: 0.3  
Steals/game: 0.1  
Blocks/game: 1.4

## Career Statistics

Year	GP-GS	Min-Avg	FG-FGA	Pct	3FG-FGA	Pct	FT-FTA	Pct	Off-Def-Tot-Avg	PF-FO	Ast	TO	Blk	Stl	Pts	Avg
2017-18	37-37	543-14.7	69-112	.616	0-0	.000	51-71	.718	55-108-163-4.4	76-1	9	26	33	3	189	5.1
2018-19	23-2	257-11.2	30-52	.577	0-0	.000	20-32	.625	33-38-71-3.1	46-1	5	16	33	3	80	3.5
TOTAL	60-39	800-13.3	99-164	.604	0-0	.000	71-103	.689	88-146-234-3.9	122-2	14	42	66	6	269	4.5



## 2018-19 SEASON/CAREER HIGHS

<b>Points</b>	
Season	15, vs. SOUTHERN ILLINOIS (11/9/18)
Career	15, vs. SOUTHERN ILLINOIS (11/9/18)

<b>Rebounds</b>	
Season	6, vs. WINTHROP (11/21/18)
Career	6, vs. WINTHROP (11/21/18)

<b>Field Goals</b>	
Season	6, vs. SOUTHERN ILLINOIS (11/9/18)
Career	6, vs. SOUTHERN ILLINOIS (11/9/18)

<b>Field Goals Attempted</b>	
Season	10, vs. SOUTHERN ILLINOIS (11/9/18)
Career	10, vs. SOUTHERN ILLINOIS (11/9/18)

<b>3-Point Field Goals</b>	
Season	3, vs. VANDERBILT (1/12/19)
Career	3, vs. VANDERBILT (1/12/19)

<b>3-Point Field Goals Attempted</b>	
Season	7, vs. VANDERBILT (1/12/19)
Career	7, vs. VANDERBILT (1/12/19)

<b>Free Throws</b>	
Season	8, vs. NORTH DAKOTA (11/14/18)
Career	8, vs. NORTH DAKOTA (11/14/18)

<b>Free Throws Attempted</b>	
Season	10, vs. NORTH DAKOTA (11/14/18)
Career	10, vs. NORTH DAKOTA (11/14/18)

<b>Assists</b>	
Season	4, 2x, last vs. S. CAROLINA (2/5/19)
Career	4, 2x, last vs. S. CAROLINA (2/5/19)

<b>Steals</b>	
Season	3, vs. TEXAS A&M (1/8/19)
Career	3, vs. TEXAS A&M (1/8/19)

<b>Blocked Shots</b>	
Season	1, vs. North Carolina (12/22/18)
Career	1, vs. North Carolina (12/22/18)

<b>Minutes Played</b>	
Season	31, 2x, last vs. WINTHROP (11/21/18)
Career	31, 2x, last vs. WINTHROP (11/21/18)

MISCELLANEOUS	2018-19	CAREER
Dunks	0	0
Double-Figure		
Scoring Games	5	5
Double-Figure		
Rebounding Games	0	0
Games With		
Double-Double	0	0
Games Led UK		
in Scoring	1	1
Games Led UK		
in Rebounding	0	0
Games Led UK		
in Assists	1	1
Games Led UK		
in Steals	1	1
Games Led UK		
in Blocks	0	0
Games With		
3+ Assists	3	3
Games With		
3+ Blocks	0	0
Games With		
3+ Steals	1	1
Games With		
3+ 3-Pointers	1	1

- Scored a combined 30 points over a three-game stretch between Jan. 5-12, including at least two 3-pointers during that stretch and a career-high three vs. Vanderbilt
- Made 44 of his 54 foul shots, an 81.5-percent clip
- Scored 12 points in the win over Utah, his best output since scoring 12 on Nov. 14
- Had 12 points and a season-high four assists to couple with two steals vs. North Dakota
- Scored a team-high-tying 15 points in the win vs. Southern Illinois
  - Made 6 of 10 from the floor, including 2 of 4 from behind the arc
- Went a perfect 6 for 6 from the line against Duke
- Dished out a team-high 24 assists with just three turnovers over the six exhibition games
  - Averaged 7.3 points, 4.5 rebounds and 4.5 assists per game in the four Bahamas exhibition games
  - Had four or more assists in all four wins in the Bahamas
- Scored 12 points with five assists and a steal against Mega Bemax
- Two-time state champion at the John Carroll School
  - Three-time Maryland All-State selection
- Averaged 20.0 points, 6.0 rebounds and 6.0 assists per game as a senior
- Also a member of the USA U17 and U19 teams, winning gold with U17 team at the FIBA Championships
- McDonald's Game All American
  - Won the 3-point contest at the event
- Ranked a top-three player at his position in class of 2018 by ESPN, 247 and Rivals

**Birthday:** June 17

**Parents:** Nitrease and Marcellous

**Major:** Undeclared/exploratory studies in agriculture

**Off the court he likes to ...**

Play the drums, watch movies, go to church, dance and play video games

**Did you know ...**

An honor-roll student in high school, he also excels musically and can play the saxophone, the piano and the drums



## Game-By-Game Statistics

Opponent	Date	gs	min	Total		3-Pointers		Free throws		Rebounds										
				fg-fga	pct	3fg-fga	pct	ft-fa	pct	off	def	tot	avg	pf	a	t/o	blk	stl	pts	avg
vs #4/3 DUKE	11/06/18		19	0-3	.000	0-2	.000	6-6	1.000	0	1	1	1.0	2	1	1	0	0	6	6.0
SOUTHERN ILLINOIS	11/09/18	*	31	6-10	.600	2-4	.500	1-1	1.000	0	4	4	2.5	2	0	2	0	2	15	10.5
NORTH DAKOTA	11/14/18	*	27	2-5	.400	0-2	.000	8-10	.800	0	1	1	2.0	0	4	0	0	2	12	11.0
VMI	11/18/18	*	27	0-4	.000	0-3	.000	6-6	1.000	0	1	1	1.8	0	2	1	0	1	6	9.8
WINTHROP	11/21/18	*	31	1-1	1.000	1-1	1.000	0-0	.000	0	6	6	2.6	3	3	1	0	0	3	8.4
TENNESSEE STATE	11/23/18	*	26	3-6	.500	1-2	.500	2-2	1.000	1	0	1	2.3	0	2	1	0	0	9	8.5
MONMOUTH	11/28/18	*	20	1-3	.333	0-2	.000	2-2	1.000	0	2	2	2.3	0	2	2	0	0	4	7.9
UNCG	12/01/18	*	17	0-2	.000	0-2	.000	1-2	.500	0	1	1	2.1	1	1	1	0	0	1	7.0
vs Seton Hall	12/08/18		26	3-6	.500	2-3	.667	0-2	.000	0	1	1	2.0	1	2	1	0	0	8	7.1
UTAH	12/15/18		23	4-7	.571	2-3	.667	2-2	1.000	0	1	1	1.9	3	2	1	0	0	12	7.6
vs #9/10 North Carolina	12/22/18		15	0-1	.000	0-1	.000	2-2	1.000	0	3	3	2.0	2	1	3	1	0	2	7.1
at RV/RV Louisville	12/29/18		18	1-3	.333	0-2	.000	0-0	.000	0	1	1	1.9	3	2	2	0	2	2	6.7
at Alabama	01/05/19		15	3-5	.600	2-4	.500	0-0	.000	0	2	2	1.9	1	0	1	0	0	8	6.8
TEXAS A&M	01/08/19		13	4-4	1.000	2-2	1.000	0-1	.000	0	1	1	1.9	0	2	0	0	3	10	7.0
VANDERBILT	01/12/19		20	4-9	.444	3-7	.429	1-2	.500	0	0	0	1.7	0	0	0	0	0	12	7.3
at Georgia	01/15/19		13	1-3	.333	0-1	.000	0-0	.000	0	0	0	1.6	2	2	0	0	1	2	7.0
at #14/12 Auburn	01/19/19		14	1-3	.333	0-1	.000	3-4	.750	0	2	2	1.6	1	1	0	0	1	5	6.9
#22/22 MISSISSIPPI STATE	01/22/19		17	1-3	.333	1-2	.500	2-2	1.000	0	2	2	1.7	1	1	1	0	0	5	6.8
#9/10 KANSAS	01/26/19		11	0-3	.000	0-2	.000	0-0	.000	0	1	1	1.6	0	0	2	0	0	0	6.4
at Vanderbilt	01/29/19		18	2-5	.400	1-3	.333	1-1	1.000	0	2	2	1.7	3	1	0	0	0	6	6.4
at Florida	02/02/19		16	1-6	.167	1-5	.200	4-5	.800	0	1	1	1.6	0	1	0	0	1	7	6.4
SOUTH CAROLINA	02/05/19		19	0-3	.000	0-1	.000	3-4	.750	0	3	3	1.7	0	4	1	0	1	3	6.3
at RV/#21 Mississippi State	02/09/19		12	0-2	.000	0-1	.000	0-0	.000	0	1	1	1.7	0	0	0	0	0	0	6.0
Totals		7	448	38-97	.392	18-56	.321	44-54	.815	1	37	38	1.7	25	34	21	1	14	138	6.0

Games played: 23  
Minutes/game: 19.5  
Points/game: 6.0  
FG Pct: 39.2  
3FG Pct: 32.1  
FT Pct: 81.5

Rebounds/game: 1.7  
Assists/game: 1.5  
Turnovers/game: 0.9  
Assist/turnover ratio: 1.6  
Steals/game: 0.6  
Blocks/game: 0.0

## Career Statistics

Year	GP-GS	Min-Avg	FG-FGA	Pct	3FG-FGA	Pct	FT-FTA	Pct	Off-Def-Tot-Avg	PF-FO	Ast	TO	Blk	Stl	Pts	Avg
2018-19	23-7	448-19.5	38-97	.392	18-56	.321	44-54	.815	1-37-38-1.7	25-0	34	21	1	14	138	6.0
<b>TOTAL</b>	<b>23-7</b>	<b>448-19.5</b>	<b>38-97</b>	<b>.392</b>	<b>18-56</b>	<b>.321</b>	<b>44-54</b>	<b>.815</b>	<b>1-37-38-1.7</b>	<b>25-0</b>	<b>34</b>	<b>21</b>	<b>1</b>	<b>14</b>	<b>138</b>	<b>6.0</b>

## 2018-19 SEASON/CAREER HIGHS

<b>Points</b>		
Season	-	
Career	5, vs. TEXAS A&M (1/3/17)	
<b>Rebounds</b>		
Season	1, vs. NORTH DAKOTA (11/14/18)	
Career	1, vs. NORTH DAKOTA (11/14/18)	
<b>Field Goals</b>		
Season	-	
Career	1, vs. TEXAS A&M (1/3/17)	
<b>Field Goals Attempted</b>		
Season	-	
Career	1, 4X, last vs. TEXAS A&M (1/3/17)	
<b>3-Point Field Goals</b>		
Season	-	
Career	1, vs. TEXAS A&M (1/3/17)	
<b>3-Point Field Goals Attempted</b>		
Season	-	
Career	1, 3x, last vs. TEXAS A&M (1/3/17)	
<b>Free Throws</b>		
Season	-	
Career	2, 2x, last vs. TEXAS A&M (1/3/17)	
<b>Free Throws Attempted</b>		
Season	-	
Career	2, 3x, last vs. TEXAS A&M (1/3/17)	
<b>Assists</b>		
Season	-	
Career	-	
<b>Steals</b>		
Season	-	
Career	-	
<b>Blocked Shots</b>		
Season	-	
Career	-	
<b>Minutes Played</b>		
Season	2, 2x, last vs. MONMOUTH (11/28/18)	
Career	3, vs. CLEVELAND STATE (11/23/16)	

## MISCELLANEOUS 2018-19 CAREER

Dunks	0	0
Double-Figure		
Scoring Games	0	0
Double-Figure		
Rebounding Games	0	0
Games With		
Double-Double	0	0
Games Led UK		
in Scoring	0	0
Games Led UK		
in Rebounding	0	0
Games Led UK		
in Assists	0	0
Games Led UK		
in Steals	0	0
Games Led UK		
in Blocks	0	0
Games With		
3+ Assists	0	0
Games With		
3+ Blocks	0	0
Games With		
3+ Steals	0	0
Games With		
3+ 3-Pointers	0	0

- Seen action in six games this season
- Snared his first career rebound, on the offensive end, in two minutes against North Dakota
- Saw two minutes of action in the win over Monmouth
- As a member of UK's Student-Athlete Advisory Committee, played a key role in UK's relationship with the Special Olympics, including help organize fan participation in the Polar Plunge, a fundraiser for the Special Olympics of Kentucky
- Played one minute in UK's exhibition win over Transylvania
- Saw action in UK's final two Bahamas exhibition games
  - Scored the game's final bucket in the win over Team Toronto
  - Hauled in a rebound vs. Mega Bemax
- Seen action in 28 career games and scored seven career points
- SEC Academic Honor Roll member the past three seasons
- On pace to graduate in May with a degree in kinesiology
- 1,000-point scorer in high school
- His father was a letterwinner at the University of Pittsburgh while head coach John Calipari was an assistant coach

Birthday: Nov. 7

Parents: Joseph and Sandi Major: Kinesiology

Off the court he likes to ...

Hang out with family and friends, play video games, watch Netflix/movies, go on adventures, and travel

Did you know ...

He averaged 18.5 points as a senior and knocked down the winning shot on senior night to win a sectional title



## Game-By-Game Statistics

Opponent	Date	gs	min	Total fg-fga	pct	3fg-fga	pct	Free throws ft-fa	pct	Rebounds off	def	tot	avg	pf	a	t/o	blk	stl	pts	avg
vs #4/3 DUKE	11/06/18	dnp	-	-	-	-	-	-	-	-	-	-	-	-	-	-	-	-	-	-
SOUTHERN ILLINOIS	11/09/18	dnp	-	-	-	-	-	-	-	-	-	-	-	-	-	-	-	-	-	-
NORTH DAKOTA	11/14/18	2	0-0	.000	0-0	.000	0-0	.000	0-0	.000	1	0	1	1.0	0	0	0	0	0	0.0
VMI	11/18/18	dnp	-	-	-	-	-	-	-	-	-	-	-	-	-	-	-	-	-	-
WINTHROP	11/21/18	dnp	-	-	-	-	-	-	-	-	-	-	-	-	-	-	-	-	-	-
TENNESSEE STATE	11/23/18	dnp	-	-	-	-	-	-	-	-	-	-	-	-	-	-	-	-	-	-
MONMOUTH	11/28/18	2	0-0	.000	0-0	.000	0-0	.000	0-0	.000	0	0	0	0.5	0	0	0	0	0	0.0
UNCG	12/01/18	dnp	-	-	-	-	-	-	-	-	-	-	-	-	-	-	-	-	-	-
vs Seton Hall	12/08/18	dnp	-	-	-	-	-	-	-	-	-	-	-	-	-	-	-	-	-	-
UTAH	12/15/18	1	0-0	.000	0-0	.000	0-0	.000	0-0	.000	0	0	0	0.3	0	0	0	0	0	0.0
vs #9/10 North Carolina	12/22/18	dnp	-	-	-	-	-	-	-	-	-	-	-	-	-	-	-	-	-	-
at RV/RV Louisville	12/29/18	dnp	-	-	-	-	-	-	-	-	-	-	-	-	-	-	-	-	-	-
at Alabama	01/05/19	dnp	-	-	-	-	-	-	-	-	-	-	-	-	-	-	-	-	-	-
TEXAS A&M	01/08/19	dnp	-	-	-	-	-	-	-	-	-	-	-	-	-	-	-	-	-	-
VANDERBILT	01/12/19	dnp	-	-	-	-	-	-	-	-	-	-	-	-	-	-	-	-	-	-
at Georgia	01/15/19	dnp	-	-	-	-	-	-	-	-	-	-	-	-	-	-	-	-	-	-
at #14/12 Auburn	01/19/19	dnp	-	-	-	-	-	-	-	-	-	-	-	-	-	-	-	-	-	-
#22/22 MISSISSIPPI STATE	01/22/19	1	0-0	.000	0-0	.000	0-0	.000	0-0	.000	0	0	0	0.3	0	0	0	0	0	0.0
#9/10 KANSAS	01/26/19	dnp	-	-	-	-	-	-	-	-	-	-	-	-	-	-	-	-	-	-
at Vanderbilt	01/29/19	1	0-0	.000	0-0	.000	0-0	.000	0-0	.000	0	0	0	0.2	0	0	0	0	0	0.0
at Florida	02/02/19	dnp	-	-	-	-	-	-	-	-	-	-	-	-	-	-	-	-	-	-
SOUTH CAROLINA	02/05/19	1	0-0	.000	0-0	.000	0-0	.000	0-0	.000	0	0	0	0.2	0	0	0	0	0	0.0
at RV/#21 Mississippi State	02/09/19	dnp	-	-	-	-	-	-	-	-	-	-	-	-	-	-	-	-	-	-
Totals		0	8	0-0	.000	0-0	.000	0-0	.000	1	0	1	0.2	0	0	0	0	0	0	0.0

Games played: 6  
Minutes/game: 1.3

Rebounds/game: 0.2

## Career Statistics

Year	GP-GS	Min-Avg	FG-FGA	Pct	3FG-FGA	Pct	FT-FTA	Pct	Off-Def-Tot-Avg	PF-FO	Ast	TO	Blk	Stl	Pts	Avg
2015-16	11-0	11-1.0	0-2	.00	0-2	.000	2-2	1.000	0-0-0-0.0	1-0	0	1	0	0	2	0.2
2016-17	7-0	11-1.6	1-2	.500	1-1	1.000	2-4	.500	0-0-0-0.0	0-0	0	3	0	0	5	0.7
2017-18	6-0	4-0.7	0-0	.000	0-0	.000	0-0	.000	0-0-0-0.0	1-0	0	2	0	0	0	0.0
2018-19	6-0	8-1.3	0-0	.000	0-0	.000	0-0	.000	1-0-1-0.2	0-0	0	0	0	0	0	0.0
TOTAL	30-0	34-1.1	1-4	.250	1-3	.333	4-6	.667	1-0-1-0.0	2-0	0	6	0	0	7	0.2

12

BRAD CALIPARI

Junior | Guard | 6-0 | 179 lbs | Franklin Lakes, N.J. | MacDuffie School



@bradcalipari



@brad.calipari



@bradcalipari

## 2018-19 SEASON/CAREER HIGHS

<b>Points</b>		
Season	-	
Career	3, 3x, last vs. MISSOURI (2/24/18)	
<b>Rebounds</b>		
Season	-	
Career	1, 5x, last at Texas A&M (2/10/18)	
<b>Field Goals</b>		
Season	-	
Career	1, 3x, last vs. MISSOURI (2/24/18)	
<b>Field Goals Attempted</b>		
Season	-	
Career	3, 2x, last vs. Arizona State (11/28/16)	
<b>3-Point Field Goals</b>		
Season	-	
Career	1, 3x, last vs. MISSOURI (2/24/18)	
<b>3-Point Field Goals Attempted</b>		
Season	-	
Career	3, vs. CLEVELAND STATE (11/23/16)	
<b>Free Throws</b>		
Season	-	
Career	2, vs. CANISIUS (11/13/16)	
<b>Free Throws Attempted</b>		
Season	-	
Career	3, vs. CANISIUS (11/13/16)	
<b>Assists</b>		
Season	-	
Career	1, 2x, last vs. LOUISVILLE (12/29/17)	
<b>Steals</b>		
Season	-	
Career	-	
<b>Blocked Shots</b>		
Season	-	
Career	1, vs. CLEVELAND STATE (11/23/16)	
<b>Minutes Played</b>		
Season	-	
Career	8, vs. CLEVELAND STATE (11/23/16)	

## MISCELLANEOUS 2018-19 CAREER

Dunks	0	0
Double-Figure Scoring Games	0	0
Double-Figure Rebounding Games	0	0
Games With Double-Double	0	0
Games Led UK in Scoring	0	0
Games Led UK in Rebounding	0	0
Games Led UK in Assists	0	0
Games Led UK in Steals	0	0
Games Led UK in Blocks	0	1
Games With 3+ Assists	0	0
Games With 3+ Blocks	0	0
Games With 3+ Steals	0	0
Games With 3+ 3-Pointers	0	0

- Pronunciation: cal-uh-PEAR-ee
- Plans to redshirt in 2018-19 and will have two years of eligibility remaining
- On track to graduate this season. Plans to pursue graduate school
- Totaled eight minutes in UK's exhibition against Transylvania
- Played in all four games in the Bahamas. He drained a 3-pointer against the Bahamas National Team and had a rebound in three of the four wins
  - Also dished out an assist against Team Toronto
- Has been a part of two international basketball trips with Global Sports Academy
  - Averaged 14.3 points, 6.5 assists and 3.3 rebounds in four games in Croatia in 2017
  - Averaged 13.2 points and 7.0 assists in four games in Europe in 2018
- Two-time SEC Academic Honor Roll member
- Played in 15 games as a freshman, scoring eight points. Saw action in 12 games and recorded three points and two boards as a sophomore
- Averaged 15.3 points, 3.6 assists and 2.6 rebounds per game as a senior in high school
- Finished his high school career as a 1,000-point scorer

Birthday: Nov. 11

Parents: John and Ellen

Major: Communication

Off the court he likes to ...

Play Fortnite, sleep, watch Spongebob Squarepants, cook and listen to music

Did you know ...

He earned academic honors in high school for art, specializing in drawing. His definition of a true hero is anyone who is a servant leader



## Game-By-Game Statistics

## Career Statistics

Year	GP-GS	Min-Avg	FG-FGA	Pct	3FG-FGA	Pct	FT-FTA	Pct	Off-Def-Tot-Avg	PF-FO	Ast	TO	Blk	Stl	Pts	Avg
2016-17	15-0	45-3.0	2-13	.154	2-12	.167	2-5	.400	1-2-3-0.2	3-0	1	2	1	0	8	0.5
2017-18	12-0	28-2.3	1-7	.143	1-7	.143	0-0	.000	0-2-2-0.2	0-0	1	2	0	0	3	0.3
2018-19	0-0	0-0.0	0-0	.000	0-0	.000	0-0	.000	0-0-0-0.0	0-0	0	0	0	0	0	0.0
<b>TOTAL</b>	<b>27-0</b>	<b>73-2.7</b>	<b>3-20</b>	<b>.150</b>	<b>3-19</b>	<b>.158</b>	<b>2-5</b>	<b>.400</b>	<b>1-4-5-0.2</b>	<b>3-0</b>	<b>2</b>	<b>4</b>	<b>1</b>	<b>0</b>	<b>11</b>	<b>0.4</b>



13

Redshirt Freshman | Guard | 6-4 | 192 lbs | Menifee, Calif. | Eleanor Roosevelt

JEMARL BAKER JR.

 @jemarlbakerjr |  @jemarlbakerjr\_

## 2018-19 SEASON/CAREER HIGHS

<b>Points</b>		
Season	6, 3x, last at Vanderbilt (1/29/19)	
Career	6, 3x, last at Vanderbilt (1/29/19)	
<b>Rebounds</b>		
Season	3, vs. SOUTH CAROLINA (2/5/19)	
Career	3, vs. SOUTH CAROLINA (2/5/19)	
<b>Field Goals</b>		
Season	2, 4x, last vs. S. CAROLINA (2/5/19)	
Career	2, 4x, last vs. S. CAROLINA (2/5/19)	
<b>Field Goals Attempted</b>		
Season	6, at Florida (2/2/19)	
Career	6, at Florida (2/2/19)	
<b>3-Point Field Goals</b>		
Season	2, 3x, last at Vanderbilt (1/29/19)	
Career	2, 3x, last at Vanderbilt (1/29/19)	
<b>3-Point Field Goals Attempted</b>		
Season	4, 2x, last at Florida (2/2/19)	
Career	4, 2x, last at Florida (2/2/19)	
<b>Free Throws</b>		
Season	1, 2x, last at Mississippi State (2/9/19)	
Career	1, 2x, last at Mississippi State (2/9/19)	
<b>Free Throws Attempted</b>		
Season	2, at Mississippi State (2/9/19)	
Career	2, at Mississippi State (2/9/19)	
<b>Assists</b>		
Season	3, vs. TEXAS A&M (1/8/19)	
Career	3, vs. TEXAS A&M (1/8/19)	
<b>Steals</b>		
Season	1, 2x, last at Mississippi State (2/9/19)	
Career	1, 2x, last at Mississippi State (2/9/19)	
<b>Blocked Shots</b>		
Season	1, vs. North Carolina (12/22/18)	
Career	1, vs. North Carolina (12/22/18)	
<b>Minutes Played</b>		
Season	19, at Vanderbilt (1/29/19)	
Career	19, at Vanderbilt (1/29/19)	

## MISCELLANEOUS 2018-19 CAREER

Dunks	0	0
Double-Figure Scoring Games	0	0
Double-Figure Rebounding Games	0	0
Games With Double-Double	0	0
Games Led UK in Scoring	0	0
Games Led UK in Rebounding	0	0
Games Led UK in Assists	0	0
Games Led UK in Steals	1	1
Games Led UK in Blocks	0	0
Games With 3+ Assists	1	1
Games With 3+ Blocks	0	0
Games With 3+ Steals	0	0
Games With 3+ 3-Pointers	0	0

- Pronunciation: like Jamal
- Become a key contributor off the bench with a shot-making ability and solid defense
- Went 2 for 2 from 3-point range at Georgia on Jan. 15 and at Vanderbilt on Jan. 29
- Logged 13 key minutes vs. Texas A&M that included a four-point play, a career-high three assists and solid defense
  - Calipari said Baker's ability to be a "willing passer" changed "the whole complexion of the game"
- Played a career-high 15 minutes vs. North Carolina
- Heeding the advice of Coach Cal to shoot the ball when he gets his opportunity, made back-to-back 3-pointers in two minutes vs. Utah
- Made his debut against Seton Hall, entering the game in the last minute of the first half
- Did not participate in any of the four Bahamas exhibition game with knee soreness
- Returned to practice after the Bahamas and scored 12 points in the Blue-White Game
- Dean's List in fall of 2017 and an SEC First-Year Academic Honor Roll member
- Redshirted in 2017-18 after undergoing knee surgery in October
- Considered one of the premier shooters in the country with range that extends beyond the college 3-point arc
- A consensus four-star prospect ranked among the top 100

Birthday: June 12

Parents: Jemarl Sr. and Portia

Major: Undeclared/exploratory studies in agriculture

Off the court he likes to ...

Shop, play video games, eat, watch movies and listen to music

Did you know ...

His dad played basketball at Cal State Northridge and his sister Anyia played hoops at Grand Canyon University



## Game-By-Game Statistics

Opponent	Date	gs	min	Total		3-Pointers		Free throws		Rebounds				pf	a	t/o	blk	stl	pts	avg
				fg	fga	3fg	3fga	ft	fta	off	def	tot	avg							
vs #4/3 DUKE	11/06/18	dnp	-	-	-	-	-	-	-	-	-	-	-	-	-	-	-	-	-	-
SOUTHERN ILLINOIS	11/09/18	dnp	-	-	-	-	-	-	-	-	-	-	-	-	-	-	-	-	-	-
NORTH DAKOTA	11/14/18	dnp	-	-	-	-	-	-	-	-	-	-	-	-	-	-	-	-	-	-
VMI	11/18/18	dnp	-	-	-	-	-	-	-	-	-	-	-	-	-	-	-	-	-	-
WINTHROP	11/21/18	dnp	-	-	-	-	-	-	-	-	-	-	-	-	-	-	-	-	-	-
TENNESSEE STATE	11/23/18	dnp	-	-	-	-	-	-	-	-	-	-	-	-	-	-	-	-	-	-
MONMOUTH	11/28/18	dnp	-	-	-	-	-	-	-	-	-	-	-	-	-	-	-	-	-	-
UNCG	12/01/18	dnp	-	-	-	-	-	-	-	-	-	-	-	-	-	-	-	-	-	-
vs Seton Hall	12/08/18	1	0-0	.000	0-0	.000	0-0	0-0	.000	0	0	0	0.0	0	0	0	0	0	0	0.0
UTAH	12/15/18	2	2-2	1.000	2-2	1.000	0-0	.000	0	0	0	0.0	1	0	0	0	0	0	6	3.0
vs #9/10 North Carolina	12/22/18	15	0-3	.000	0-3	.000	0-0	.000	0	1	1	0.3	0	1	1	1	0	0	0	2.0
at RV/RV Louisville	12/29/18	8	1-4	.250	1-4	.250	0-0	.000	1	0	1	0.5	1	0	1	0	0	3	2.3	
at Alabama	01/05/19	6	0-0	.000	0-0	.000	0-0	.000	0	0	0	0.4	0	0	0	0	0	0	0	1.8
TEXAS A&M	01/08/19	13	1-3	.333	1-2	.500	1-1	1.000	0	1	1	0.5	2	3	1	0	0	4	2.2	
VANDERBILT	01/12/19	7	0-3	.000	0-3	.000	0-0	.000	0	0	0	0.4	0	0	0	0	0	0	0	1.9
at Georgia	01/15/19	13	2-3	.667	2-2	1.000	0-0	.000	0	1	1	0.5	1	1	2	0	1	6	2.4	
at #14/12 Auburn	01/19/19	8	0-1	.000	0-1	.000	0-0	.000	0	1	1	0.6	1	0	1	0	0	0	2.1	
#22/22 MISSISSIPPI STATE	01/22/19	6	0-1	.000	0-1	.000	0-0	.000	0	0	0	0.5	0	0	1	0	0	0	1.9	
#9/10 KANSAS	01/26/19	4	0-1	.000	0-0	.000	0-0	.000	0	1	1	0.5	0	0	0	0	0	0	1.7	
at Vanderbilt	01/29/19	19	2-2	1.000	2-2	1.000	0-0	.000	0	1	1	0.6	3	1	0	0	0	6	2.1	
at Florida	02/02/19	15	1-6	.167	0-4	.000	0-0	.000	0	0	0	0.5	0	2	0	0	0	2	2.1	
SOUTH CAROLINA	02/05/19	11	2-3	.667	1-2	.500	0-0	.000	0	3	3	0.7	1	0	0	0	0	5	2.3	
at RV/#21 Mississippi State	02/09/19	12	1-3	.333	0-2	.000	1-2	.500	0	0	0	0.7	0	1	0	0	1	3	2.3	
Totals		0	140	12-35	.343	9-28	.321	2-3	.667	1	9	10	0.7	10	9	7	1	2	35	2.3

Games played: 15  
 Minutes/game: 9.3  
 Points/game: 2.3  
 FG Pct: 34.3  
 3FG Pct: 32.1  
 FT Pct: 66.7

Rebounds/game: 0.7  
 Assists/game: 0.6  
 Turnovers/game: 0.5  
 Assist/turnover ratio: 1.3  
 Steals/game: 0.1  
 Blocks/game: 0.1

## Career Statistics

Year	GP-GS	Min-Avg	FG-FGA	Pct	3FG-FGA	Pct	FT-FTA	Pct	Off-Def-Tot-Avg	PF-FO	Ast	TO	Blk	Stl	Pts	Avg
2018-19	15-0	140-9.3	12-35	.343	9-28	.321	2-3	.667	1-9-10-0.7	10-0	9	7	1	2	35	2.3
TOTAL	15-0	140-9.3	12-35	.343	9-28	.321	2-3	.667	1-9-10-0.7	10-0	9	7	1	2	35	2.3

## 2018-19 SEASON/CAREER HIGHS

<b>Points</b>		
Season	24, at Louisville (12/29/18)	
Career	24, at Louisville (12/29/18)	
<b>Rebounds</b>		
Season	9, vs. Duke (11/6/18)	
Career	9, vs. Duke (11/6/18)	
<b>Field Goals</b>		
Season	10, at Louisville (12/29/18)	
Career	10, at Louisville (12/29/18)	
<b>Field Goals Attempted</b>		
Season	17, vs. North Carolina (12/22/18)	
Career	17, vs. North Carolina (12/22/18)	
<b>3-Point Field Goals</b>		
Season	4, at Louisville (12/29/18)	
Career	4, at Louisville (12/29/18)	
<b>3-Point Field Goals Attempted</b>		
Season	8, 2x, last vs. North Carolina (12/22/18)	
Career	8, 2x, last vs. North Carolina (12/22/18)	
<b>Free Throws</b>		
Season	5, 3x, last vs. MISS. STATE (1/22/19)	
Career	5, 3x, last vs. MISS. STATE (1/22/19)	
<b>Free Throws Attempted</b>		
Season	6, vs. UNCG (12/1/18)	
Career	6, vs. UNCG (12/1/18)	
<b>Assists</b>		
Season	7, vs. WINTHROP (11/21/18)	
Career	7, vs. WINTHROP (11/21/18)	
<b>Steals</b>		
Season	5, 2x, last vs. MONMOUTH (11/28/18)	
Career	5, 2x, last vs. MONMOUTH (11/28/18)	
<b>Blocked Shots</b>		
Season	2, 2x, last vs. Seton Hall (12/8/18)	
Career	2, 2x, last vs. Seton Hall (12/8/18)	
<b>Minutes Played</b>		
Season	38, vs. KANSAS (1/26/19)	
Career	38, vs. KANSAS (1/26/19)	

## MISCELLANEOUS 2018-19 CAREER

Dunks	3	3
Double-Figure		
Scoring Games	18	18
Double-Figure		
Rebounding Games	0	0
Games With		
Double-Double	0	0
Games Led UK		
in Scoring	5	5
Games Led UK		
in Rebounding	3	3
Games Led UK		
in Assists	3	3
Games Led UK		
in Steals	4	4
Games Led UK		
in Blocks	2	2
Games With		
3+ Assists	8	8
Games With		
3+ Blocks	0	0
Games With		
3+ Steals	3	3
Games With		
3+ 3-Pointers	7	7

- Pronunciation: Hero
- Two-time SEC Freshman of the Week
- Led the Wildcats with 19 points at Florida, keeping UK afloat during a cold-shooting first half and then providing a big 3-pointer late in the game
- UK is 7-0 this season when Herro makes at least three 3-pointers and 11-0 when he scores at least 15
- One of just four players in the country and the only freshman averaging at least 15.0 points on the road while shooting at least 50 percent, 40 percent from 3 and 90 percent from the free-throw line
- 20 points, including 15 in the second half and the game-winning free throws, in a win at No. 14/12 Auburn
- Leads UK in scoring on the road with a 15.9 average
- Reached double figures in 18 games, tied for the team lead with Keldon Johnson
- Leads Kentucky in 3-pointers made (38) and second on the team in steals (24)
- Knocked down 28 straight free throws and making 91.8 for the season
- Recorded 21 points on 7-of-14 shooting with three 3-pointers vs. Texas A&M
- Scored a career-high 24 to win Bluegrass Sports Commission MVP of the Louisville game
- USBWA Wayman Tisdale National Freshman of the Week and NCAA.com National Player of the Week for the week of Dec. 31 after the Louisville game
- Led the Wildcats in scoring during Bahamas trip. Averaged 17.3 points per game while also adding 2.3 rebounds and 1.8 assists
- Jordan Brand Classic and Nike Hoop Summit pick
- Averaged 32.9 points, 7.4 rebounds, 3.6 assists and 3.3 steals per game as a First Team All-State selection his senior season

**Birthday:** Jan. 20

**Parents:** Jen and Chris

**Major:** Undeclared/exploratory studies in agriculture

**Off the court he likes to ...**

Play video games, eat, hang out with friends, spend time with family and ride roller coasters

**Did you know ...**

His nickname is "Boy Wonder" and he chose No. 14 because he's been wearing it since his freshman year in high school



## Game-By-Game Statistics

Opponent	Date	qs	min	Total		3-Pointers		Free throws		Rebounds				pf	a	l/o	blk	stl	pts	avg	
				fg-fga	pct	3fg-fga	pct	ft-fa	pct	off	def	tot	avg								
vs #4/3 DUKE	11/06/18	*	33	4-11	.364	1-6	.167	5-5	1.000	0	9	9	9.0	1	5	1	2	0	14	14.0	
SOUTHERN ILLINOIS	11/09/18	*	20	0-6	.000	0-2	.000	0-0	.000	1	2	3	6.0	1	0	1	0	1	0	7.0	
NORTH DAKOTA	11/14/18	*	25	7-12	.583	1-2	.500	3-3	1.000	0	1	1	4.3	0	3	2	0	5	18	10.7	
VMI	11/18/18	*	19	2-6	.333	1-3	.333	0-0	.000	0	2	2	3.8	2	2	2	1	0	5	9.3	
WINTHROP	11/21/18	*	25	6-14	.429	3-8	.375	0-0	.000	0	3	3	3.6	1	7	1	0	0	15	10.4	
TENNESSEE STATE	11/23/18	*	25	3-7	.429	2-6	.333	0-0	.000	0	4	4	3.7	1	0	2	0	1	8	10.0	
MONMOUTH	11/28/18	*	28	6-10	.600	2-5	.400	2-2	1.000	1	7	8	4.3	1	1	0	0	5	16	10.9	
UNCG	12/01/18	*	35	6-12	.500	2-6	.333	4-6	.667	1	4	5	4.4	3	1	3	1	0	18	11.8	
vs Seton Hall	12/08/18	*	26	4-13	.308	0-6	.000	2-2	1.000	0	2	2	4.1	3	1	1	2	0	10	11.6	
UTAH	12/15/18	*	31	7-12	.583	2-6	.333	1-2	.500	0	2	2	3.9	0	1	0	0	2	17	12.1	
vs #9/10 North Carolina	12/22/18	*	36	6-17	.353	3-8	.375	0-1	.000	1	3	4	3.9	2	5	3	0	1	15	12.4	
at RV/RV Louisville	12/29/18	*	36	10-13	.769	4-6	.667	0-0	.000	1	4	5	4.0	2	1	2	1	2	24	13.3	
at Alabama	01/05/19	*	35	4-12	.333	2-6	.333	2-2	1.000	0	3	3	3.9	2	0	1	0	0	12	13.2	
TEXAS A&M	01/08/19	*	36	7-14	.500	3-7	.429	4-4	1.000	2	3	5	4.0	3	1	4	0	0	21	13.8	
VANDERBILT	01/12/19	*	36	1-3	.333	0-2	.000	2-2	1.000	0	6	6	4.1	2	3	3	1	0	4	13.1	
at Georgia	01/15/19	*	31	4-10	.400	0-2	.000	4-4	1.000	1	6	7	4.3	0	4	1	0	1	12	13.1	
at #14/12 Auburn	01/19/19	*	34	6-12	.500	3-6	.500	5-5	1.000	0	3	3	4.2	2	4	3	0	1	20	13.5	
#22/22 MISSISSIPPI STATE	01/22/19	*	37	5-10	.500	3-3	1.000	5-5	1.000	0	5	5	4.3	1	1	2	0	1	18	13.7	
#9/10 KANSAS	01/26/19	*	38	2-9	.222	0-4	.000	2-2	1.000	0	5	5	4.3	1	4	3	0	0	6	13.3	
at Vanderbilt	01/29/19	*	29	6-13	.462	0-3	.000	0-0	.000	0	3	3	4.3	0	2	1	0	3	12	13.3	
at Florida	02/02/19	*	30	6-8	.750	3-4	.750	4-4	1.000	1	5	6	4.3	3	2	3	0	1	19	13.5	
SOUTH CAROLINA	02/05/19	*	29	5-11	.455	1-3	.333	0-0	.000	0	3	3	4.3	2	1	1	0	0	11	13.4	
at RV/#21 Mississippi State	02/09/19	*	33	5-9	.556	2-4	.500	0-0	.000	0	2	2	4.2	0	1	1	0	0	12	13.3	
Totals			23	707	112-244	.459	38-108	.352	45-49	.918	9	87	96	4.2	33	50	41	8	24	307	13.3

Games played: 23  
 Minutes/game: 30.7  
 Points/game: 13.3  
 FG Pct: 45.9  
 3FG Pct: 35.2  
 FT Pct: 91.8

Rebounds/game: 4.2  
 Assists/game: 2.2  
 Turnovers/game: 1.8  
 Assist/turnover ratio: 1.2  
 Steals/game: 1.0  
 Blocks/game: 0.3

## Career Statistics

Year	GP-GS	Min-Avg	FG-FGA	Pct	3FG-FGA	Pct	FT-FTA	Pct	Off-Def-Tot-Avg	PF-FO	Ast	TO	Blk	Stl	Pts	Avg
2018-19	23-23	707-30.7	112-244	.459	38-108	.352	45-49	.918	9-87-96-4.2	33-0	50	41	8	24	307	13.3
TOTAL	23-23	707-30.7	112-244	.459	38-108	.352	45-49	.918	9-87-96-4.2	33-0	50	41	8	24	307	13.3

### 2018-19 SEASON/CAREER HIGHS

<b>Points</b>	
Season	-
Career	-
<b>Rebounds</b>	
Season	-
Career	-
<b>Field Goals</b>	
Season	-
Career	-
<b>Field Goals Attempted</b>	
Season	-
Career	-
<b>3-Point Field Goals</b>	
Season	-
Career	-
<b>3-Point Field Goals Attempted</b>	
Season	-
Career	-
<b>Free Throws</b>	
Season	-
Career	-
<b>Free Throws Attempted</b>	
Season	-
Career	-
<b>Assists</b>	
Season	-
Career	-
<b>Steals</b>	
Season	-
Career	-
<b>Blocked Shots</b>	
Season	-
Career	-
<b>Minutes Played</b>	
Season	-
Career	-

**MISCELLANEOUS**    2018-19    CAREER

Dunks	0	0
Double-Figure Scoring Games	0	0
Double-Figure Rebounding Games	0	0
Games With Double-Double	0	0
Games Led UK in Scoring	0	0
Games Led UK in Rebounding	0	0
Games Led UK in Assists	0	0
Games Led UK in Steals	0	0
Games Led UK in Blocks	0	0
Games With 3+ Assists	0	0
Games With 3+ Blocks	0	0
Games With 3+ Steals	0	0
Games With 3+ 3-Pointers	0	0

- Will spend his first season as a Wildcat rehabbing his knee after suffering an injury during his senior season in high school
- A highly-productive player out of Lexington Catholic. Scored 1,282 career points, which ranks 14th all-time in program history
- Also collected 934 career rebounds, which ranks fourth all-time in school history
- Three-year starter
- Averaged 19.3 points and 8.7 rebounds a game as a senior

Birthday: March 23

**Parents:** Kenny and Michelle

**Major:** Undeclared/exploratory studies in agriculture

Off the court he likes to ...

Watch movies, shop, fish,  
hang out with friends and  
watch football

Did you know ...

He chose No. 21 because that's the number his father, associate head coach Kenny Payne, wore in college at Louisville



## Game-By-Game Statistics

## Career Statistics

Year	GP-GS	Min-Avg	FG-FGA	Pct	3FG-FGA	Pct	FT-FTA	Pct	Off-Def-Tot-Avg	PF-FO	Ast	TO	Blk	Stl	Pts	Avg
2018-19	0-0	0-0.0	0-0	.000	0-0	.000	0-0	.000	0-0-0-0.0	0-0	0	0	0	0	0	0.0
<b>TOTAL</b>	<b>0-0</b>	<b>0-0.0</b>	<b>0-0</b>	<b>.000</b>	<b>0-0</b>	<b>.000</b>	<b>0-0</b>	<b>.000</b>	<b>0-0-0-0.0</b>	<b>0-0</b>	<b>0</b>	<b>0</b>	<b>0</b>	<b>0</b>	<b>0</b>	<b>0.0</b>



## 2018-19 SEASON/CAREER HIGHS

<b>Points</b>		
Season	22, 3x, last vs. UNCG (12/1/18)	
Career	33, vs. WASHINGTON (2/22/18)	
<b>Rebounds</b>		
Season	12, 4x, last vs. KANSAS (1/26/19)	
Career	17, vs. Harvard (11/12/16)	
<b>Field Goals</b>		
Season	8, vs. UNCG (12/1/18)	
Career	11, 4x, last vs. WASHINGTON (2/22/18)	
<b>Field Goals Attempted</b>		
Season	16, vs. UNCG (12/1/18)	
Career	19, 2x, last at Long Beach St. (12/3/17)	
<b>3-Point Field Goals</b>		
Season	1, 5x, last vs. North Carolina (12/22/18)	
Career	3, vs. ARIZONA STATE (1/17/18)	
<b>3-Point Field Goals Attempted</b>		
Season	4, vs. North Carolina (12/22/18)	
Career	6, vs. ARIZONA STATE (1/17/18)	
<b>Free Throws</b>		
Season	10, vs. VMI (11/18/18)	
Career	19, at Kansas (12/3/16)	
<b>Free Throws Attempted</b>		
Season	13, vs. Duke (11/6/18)	
Career	22, at Kansas (12/3/16)	
<b>Assists</b>		
Season	3, vs. North Carolina (12/22/18)	
Career	4, 2x, last vs. CAL POLY (11/10/17)	
<b>Steals</b>		
Season	3, vs. SOUTH CAROLINA (2/5/19)	
Career	4, vs. DEPAUL (12/15/15)	
<b>Blocked Shots</b>		
Season	2, 4x, last at Mississippi State (2/9/19)	
Career	3, 2x, last vs. DARTMOUTH (12/12/15)	
<b>Minutes Played</b>		
Season	38, vs. North Carolina (12/22/18)	
Career	44, vs. GREEN BAY (11/13/15)	

## MISCELLANEOUS 2018-19 CAREER\*

Dunks	18	-
Double-Figure Scoring Games	13	82
Double-Figure Rebounding Games	4	35
Games With Double-Double	2	28
Games Led UK in Scoring	2	38
Games Led UK in Rebounding	6	55
Games Led UK in Assists	0	3
Games Led UK in Steals	3	18
Games Led UK in Blocks	4	15
Games With 3+ Assists	1	6
Games With 3+ Blocks	0	2
Games With 3+ Steals	1	6
Games With 3+ 3-Pointers	0	1

\*includes Stanford statistics

- Preseason All-SEC First Team selection by the league's media
- Senior CLASS Award finalist
- Notched his second double-double of the season against No. 9/10 Kansas with 18 points and 12 rebounds
- In UK's six games against ranked opponents, averaging 15.0 points and 8.8 rebounds per game
- Reached double-figure scoring in 13 games this season
- Best SEC game of the season at No. 14/12 Auburn with 17 points and a team-high-tying seven rebounds
- Averaging 7.0 rebounds, second best on the team, and 11.7 points
- Shooting 52.2 percent, the best mark on the team of players with a minimum of 100 shots
- Scored 22 points in three games this season
- On the Naismith Trophy, Wooden Award and NABC National Player of the Year watch lists
- Named to the Naismith Memorial Basketball Hall of Fame's Karl Malone Award preseason watch list (best power forward)
- Graduate transfer who concluded his career at Stanford as a three-time captain and two-time All-Pac-12 First Team member
  - One of three Stanford players in program history to have at least 1,400 points and 700 rebounds in fewer than 100 games played
  - Ranked third in the Pac-12 in both scoring (19.5 ppg) and rebounding (8.7 rpg)
  - Scored in double figures in all but one of his 35 games played as a senior
- Only player in the Pac-12 and one of only five Power 5 conference players to finish the season ranked in the top five of his league in both scoring and rebounding in his junior season
- Out of high school he was a consensus top-50 player
  - Played in the McDonald's All American Game

Birthday: Nov. 25

Parents: Nathaniel and Jacqueline

Graduate Program: Sport Leadership

Off the court he likes to ...

Facetime with family, go to the movies, fish, watch "The Office" or "Seinfeld," and bowl

Did you know ...

He wrote poetry and participated in poetry contests while he was in middle school



## Game-By-Game Statistics

Opponent	Date	qs	min	Total		3-Pointers		Free throws		Rebounds				pf	a	t/o	blk	stl	pts	avg	
				fg-fga	pct	3fg-fga	pct	ft-fia	pct	off	def	tot	avg								
vs #4/3 DUKE	11/06/18	*	30	6-8	.750	1-1	1.000	9-13	.692	4	3	7	7.0	2	1	3	1	0	22	22.0	
SOUTHERN ILLINOIS	11/09/18	*	14	1-2	.500	0-0	.000	4-6	.667	2	3	5	6.0	2	1	0	1	0	6	14.0	
NORTH DAKOTA	11/14/18	*	21	4-12	.333	1-2	.500	2-2	1.000	4	3	7	6.3	3	0	1	0	0	11	13.0	
VMI	11/18/18	*	24	6-8	.750	0-1	.000	10-12	.833	3	3	6	6.3	2	0	3	0	0	22	15.3	
WINTHROP	11/21/18	*	25	3-5	.600	0-0	.000	2-3	.667	2	1	3	5.6	2	2	4	1	1	8	13.8	
TENNESSEE STATE	11/23/18	*	24	4-4	1.000	0-0	.000	5-9	.556	4	5	9	6.2	4	1	2	2	0	13	13.7	
MONMOUTH	11/28/18	*	27	4-6	.667	1-2	.500	4-5	.800	0	6	6	6.1	1	1	1	1	0	13	13.6	
UNCG	12/01/18	*	37	8-16	.500	1-1	1.000	5-6	.833	4	8	12	6.9	1	2	0	0	1	22	14.6	
vs Seton Hall	12/08/18	*	34	3-6	.500	0-0	.000	7-8	.875	1	5	6	6.8	5	2	3	1	2	13	14.4	
UTAH	12/15/18	*	32	7-10	.700	0-1	.000	2-4	.500	1	2	3	6.4	0	1	0	0	0	16	14.6	
vs #9/10 North Carolina	12/22/18	*	38	6-15	.400	1-4	.250	7-11	.636	3	4	7	6.5	2	3	1	1	0	20	15.1	
at RV/RV Louisville	12/29/18	*	30	4-8	.500	0-1	.000	1-2	.500	1	3	4	6.3	3	0	0	2	0	9	14.6	
at Alabama	01/05/19	*	29	6-13	.462	0-2	.000	0-1	.000	1	5	6	6.2	3	1	5	0	0	12	14.4	
TEXAS A&M	01/08/19	*	30	3-6	.500	0-0	.000	0-0	.000	2	2	4	6.1	2	1	0	1	1	6	13.8	
VANDERBILT	01/12/19	*	30	2-6	.333	0-0	.000	1-2	.500	3	9	12	6.5	2	1	2	2	0	5	13.2	
at Georgia	01/15/19	*	22	3-7	.429	0-1	.000	0-0	.000	0	5	5	6.4	1	1	1	0	0	6	12.8	
at #14/12 Auburn	01/19/19	*	29	6-7	.857	0-0	.000	5-5	1.000	3	4	7	6.4	4	0	1	1	0	17	13.0	
#22/22 MISSISSIPPI STAT	01/22/19	*	30	1-6	.167	0-1	.000	3-4	.750	4	8	12	6.7	0	1	3	1	1	5	12.6	
#9/10 KANSAS	01/26/19	*	28	7-11	.636	0-0	.000	4-6	.667	7	5	12	7.0	3	0	1	0	0	18	12.8	
at Vanderbilt	01/29/19	*	21	0-1	.000	0-0	.000	1-2	.500	0	3	3	6.8	2	0	1	1	0	1	12.3	
at Florida	02/02/19	*	27	3-5	.600	0-0	.000	0-0	.000	3	4	7	6.8	1	1	1	0	0	6	12.0	
SOUTH CAROLINA	02/05/19	*	22	2-7	.286	0-1	.000	7-8	.875	6	3	9	6.9	3	0	1	0	3	11	11.9	
at RV/#21 Mississippi State	02/09/19	*	33	4-9	.444	0-1	.000	0-0	.000	2	6	8	7.0	4	1	1	2	1	8	11.7	
Totals			20	637	93-178	.522	5-19	.263	79-109	.725	60	100	160	7.0	52	21	35	18	10	270	11.7

Games played: 23  
 Minutes/game: 27.7  
 Points/game: 11.7  
 FG Pct: 52.2  
 3FG Pct: 26.3  
 FT Pct: 72.5

Rebounds/game: 7.0  
 Assists/game: 0.9  
 Turnovers/game: 1.5  
 Assist/turnover ratio: 0.6  
 Steals/game: 0.4  
 Blocks/game: 0.8

## Career Statistics

Year	GP-GS	Min-Avg	FG-FGA	Pct	3FG-FGA	Pct	FT-FTA	Pct	Off-Def-Tot-Avg	PF-FO	Ast	TO	Blk	Stl	Pts	Avg
2014-15	28-12	646-23.1	67-137	.489	0-0	.000	39-85	.459	62-94-156-5.6	60-0	12	27	7	24	173	6.2
2015-16	8-8	262-32.8	39-70	.557	0-0	.000	24-50	.480	26-31-57-7.1	19-1	6	17	5	6	102	12.8
2016-17	27-27	813-30.1	176-304	.579	0-1	.000	118-181	.652	93-146-239-8.9	64-1	14	56	5	14	470	17.4
2017-18	35-35	1190-34.0	250-474	.527	18-61	.295	164-243	.675	104-202-306-8.7	91-3	47	72	4	26	682	19.5
2018-19	23-20	637-27.7	93-178	.522	5-19	.263	79-109	.725	60-100-160-7.0	52-1	21	35	18	10	270	11.7
<b>TOTAL</b>	<b>121-102</b>	<b>3548-29.3</b>	<b>625-1163</b>	<b>.537</b>	<b>23-81</b>	<b>.284</b>	<b>424-668</b>	<b>.635</b>	<b>345-573-918-7.6</b>	<b>286-6</b>	<b>100</b>	<b>207</b>	<b>39</b>	<b>80</b>	<b>1697</b>	<b>14.0</b>

## 2018-19 SEASON/CAREER HIGHS

<b>Points</b>		
Season	11, vs. SOUTH CAROLINA (2/5/19)	
Career	11, vs. SOUTH CAROLINA (2/5/19)	
<b>Rebounds</b>		
Season	13, vs. SOUTH CAROLINA (2/5/19)	
Career	13, vs. SOUTH CAROLINA (2/5/19)	
<b>Field Goals</b>		
Season	5, vs. SOUTH CAROLINA (2/5/19)	
Career	5, vs. SOUTH CAROLINA (2/5/19)	
<b>Field Goals Attempted</b>		
Season	8, 2x, last vs. N. DAKOTA (11/14/18)	
Career	8, 2x, last vs. N. DAKOTA (11/14/18)	
<b>3-Point Field Goals</b>		
Season	1, 2x, last vs. S. CAROLINA (2/5/19)	
Career	1, 2x, last vs. S. CAROLINA (2/5/19)	
<b>3-Point Field Goals Attempted</b>		
Season	2, vs. MISSISSIPPI STATE (1/22/19)	
Career	2, vs. MISSISSIPPI STATE (1/22/19)	
<b>Free Throws</b>		
Season	3, vs. TENNESSEE STATE (11/23/18)	
Career	3, vs. TENNESSEE STATE (11/23/18)	
<b>Free Throws Attempted</b>		
Season	4, vs. TENNESSEE STATE (11/23/18)	
Career	4, vs. TENNESSEE STATE (11/23/18)	
<b>Assists</b>		
Season	2, 3x, last at Vanderbilt (1/29/19)	
Career	2, 3x, last at Vanderbilt (1/29/19)	
<b>Steals</b>		
Season	2, vs. MONMOUTH (11/28/18)	
Career	2, vs. MONMOUTH (11/28/18)	
<b>Blocked Shots</b>		
Season	3, vs. VMI (11/18/18)	
Career	3, vs. VMI (11/18/18)	
<b>Minutes Played</b>		
Season	26, 2x, last vs. MONMOUTH (11/28/18)	
Career	26, 2x, last vs. MONMOUTH (11/28/18)	

MISCELLANEOUS	2018-19	CAREER
Dunks	11	11
Double-Figure		
Scoring Games	2	2
Double-Figure		
Rebounding Games	1	1
Games With		
Double-Double	0	0
Games Led UK		
in Scoring	0	0
Games Led UK		
in Rebounding	1	1
Games Led UK		
in Assists	0	0
Games Led UK		
in Steals	0	0
Games Led UK		
in Blocks	8	8
Games With		
3+ Assists	0	0
Games With		
3+ Blocks	1	1
Games With		
3+ Steals	0	0
Games With		
3+ 3-Pointers	0	0

- Third on the team with 23 blocks
- All-around contributor, averaging 4.1 points, 3.9 rebounds and 1.0 blocks in 14.0 minutes per game
- Had his best game as a Wildcat vs. South Carolina on Feb. 5, notching his first career double-double with 11 points and 13 rebounds, both career highs
- A difference maker in the win at Florida with three rebounds, including two on the offensive end, and a blocked shot
- Solid game off the bench with six points, six rebounds and a block in 14 minutes at Georgia
- Strong showing vs. Southern Illinois with 10 points, seven boards and two swats
- Nearly matched that effort with eight points, seven boards and two blocks vs. North Dakota in a season-high 26 minutes
  - Said Calipari after the UND game: "EJ Montgomery's going to have to play more. ... You need to have separators in the game at some point that can make a play out of nothing. He does that."
- Led Kentucky with 14 points on 7-of-10 shooting against Transylvania
  - Also had nine rebounds and a blocked shot
- Averaged 25.6 points, 13.6 rebounds and 4.3 assists per game as a senior at Wheeler
- Scored 12 points and hauled in five rebounds in the McDonald's All American Game
- Considered a five-star recruit and ranked as high as No. 6 overall by 247 Sports

**Birthday:** Sept. 12

**Parents:** Efrem and Glenda

**Major:** Undeclared/exploratory studies in agriculture

**Off the court he likes to ...**

Watch movies, hang out with friends, play video games, spend time with family and go to the beach

**Did you know ...**

Both of his parents and two older sisters played basketball in college and his favorite movies are "Love and Basketball" and "The Purge"



## Game-By-Game Statistics

Opponent	Date	gs	min	Total		3-Pointers		Free throws		Rebounds				pf	a	t/o	blk	stl	pts	avg
				fg-fga	pct	3fg-fga	pct	ft-fga	pct	off	def	tot	avg							
vs #4/3 DUKE	11/06/18	22	4-6	.667	0-0	.000	0-0	.000	3	3	6	6.0	4	1	3	0	0	8	8.0	
SOUTHERN ILLINOIS	11/09/18	17	4-8	.500	0-0	.000	2-3	.667	4	3	7	6.5	1	0	1	2	0	10	9.0	
NORTH DAKOTA	11/14/18	26	4-8	.500	0-1	.000	0-0	.000	3	4	7	6.7	3	0	1	2	0	8	8.7	
VMI	11/18/18	16	1-5	.200	0-0	.000	1-2	.500	2	3	5	6.3	3	0	2	3	0	3	7.3	
WINTHROP	11/21/18	16	2-4	.500	0-0	.000	2-2	1.000	1	1	2	5.4	2	2	0	2	0	6	7.0	
TENNESSEE STATE	11/23/18	24	1-3	.333	0-0	.000	3-4	.750	3	3	6	5.5	1	0	1	2	0	5	6.7	
MONMOUTH	11/28/18	26	3-6	.500	0-1	.000	1-2	.500	1	3	4	5.3	4	2	1	1	2	7	6.7	
UNCG	12/01/18	15	4-6	.667	0-0	.000	0-0	.000	3	2	5	5.3	1	0	2	1	0	8	6.9	
vs Seton Hall	12/08/18	8	0-1	.000	0-0	.000	0-0	.000	0	0	0	4.7	2	0	1	0	0	0	6.1	
UTAH	12/15/18	12	1-3	.333	0-0	.000	0-0	.000	2	3	5	4.7	0	1	0	1	0	2	5.7	
vs #9/10 North Carolina	12/22/18	2	1-1	1.000	0-0	.000	0-0	.000	1	0	1	4.4	1	0	1	0	0	2	5.4	
at RV/RV Louisville	12/29/18	10	1-2	.500	0-1	.000	0-1	.000	0	2	2	4.2	3	0	0	0	0	2	5.1	
at Alabama	01/05/19	8	1-4	.250	0-0	.000	0-0	.000	0	0	0	3.8	0	0	0	0	0	2	4.8	
TEXAS A&M	01/08/19	12	2-4	.500	0-0	.000	0-0	.000	0	2	2	3.7	0	0	1	2	1	4	4.8	
VANDERBILT	01/12/19	8	0-0	.000	0-0	.000	0-0	.000	0	3	3	3.7	0	0	0	1	0	0	4.5	
at Georgia	01/15/19	14	3-6	.500	0-0	.000	0-0	.000	2	4	6	3.8	3	0	1	1	0	6	4.6	
at #14/12 Auburn	01/19/19	10	0-2	.000	0-0	.000	0-0	.000	0	1	1	3.6	2	0	1	0	1	0	4.3	
#22/22 MISSISSIPPI STATE	01/22/19	13	2-5	.400	1-2	.500	0-0	.000	2	0	2	3.6	1	0	1	1	1	5	4.3	
#9/10 KANSAS	01/26/19	7	0-2	.000	0-1	.000	0-0	.000	2	0	2	3.5	3	0	0	1	0	0	4.1	
at Vanderbilt	01/29/19	11	1-2	.500	0-0	.000	2-2	1.000	1	0	1	3.4	2	2	0	1	0	4	4.1	
at Florida	02/02/19	10	0-0	.000	0-0	.000	0-0	.000	2	1	3	3.3	1	0	0	1	0	0	3.9	
SOUTH CAROLINA	02/05/19	20	5-7	.714	1-1	1.000	0-1	.000	5	8	13	3.8	4	1	2	1	1	11	4.2	
at RV/#21 Mississippi State	02/09/19	16	1-3	.333	0-1	.000	0-2	.000	4	3	7	3.9	3	0	1	0	0	2	4.1	
Totals		1	323	41-88	.466	2-8	.250	11-19	.579	41	49	90	3.9	44	9	20	23	6	95	4.1

Games played: 23  
 Minutes/game: 14.0  
 Points/game: 4.1  
 FG Pct: 46.6  
 3FG Pct: 25.0  
 FT Pct: 57.9

Rebounds/game: 3.9  
 Assists/game: 0.4  
 Turnovers/game: 0.9  
 Assist/turnover ratio: 0.5  
 Steals/game: 0.3  
 Blocks/game: 1.0

## Career Statistics

Year	GP-GS	Min-Avg	FG-FGA	Pct	3FG-FGA	Pct	FT-FTA	Pct	Off-Def-Tot-Avg	PF-FO	Ast	TO	Blk	Stl	Pts	Avg
2018-19	23-1	323-14.0	41-88	.466	2-8	.250	11-19	.579	41-49-90-3.9	44-0	9	20	23	6	95	4.1
TOTAL	23-1	323-14.0	41-88	.466	2-8	.250	11-19	.579	41-49-90-3.9	44-0	9	20	23	6	95	4.1

## 2018-19 SEASON/CAREER HIGHS

## Points

Season	29, vs. Seton Hall (12/8/18)
Career	29, vs. Seton Hall (12/8/18)

## Rebounds

Season	18, vs. VMI (11/18/18)
Career	18, vs. VMI (11/18/18)

## Field Goals

Season	9, 4x, last at Mississippi State (2/9/19)
Career	9, 4x, last at Mississippi State (2/9/19)

## Field Goals Attempted

Season	17, vs. KANSAS (1/26/19)
Career	17, vs. KANSAS (1/26/19)

## 3-Point Field Goals

Season	4, vs. NORTH DAKOTA (11/14/18)
Career	4, vs. NORTH DAKOTA (11/14/18)

## 3-Point Field Goals Attempted

Season	5, 2x, last vs. MISS. STATE (1/22/19)
Career	5, 2x, last vs. MISS. STATE (1/22/19)

## Free Throws

Season	12, vs. Seton Hall (12/8/18)
Career	12, vs. Seton Hall (12/8/18)

## Free Throws Attempted

Season	13, vs. Seton Hall (12/8/18)
Career	20, vs. Kansas State (3/22/18)

## Assists

Season	8, vs. North Carolina (12/22/18)
Career	8, vs. North Carolina (12/22/18)

## Steals

Season	3, 2x, last at Vanderbilt (1/29/19)
Career	3, 5x, last at Vanderbilt (1/29/19)

## Blocked Shots

Season	4, 3x, last vs. MISS. STATE (1/22/19)
Career	4, 5x, last vs. MISS. STATE (1/22/19)

## Minutes Played

Season	36, vs. KANSAS (1/26/19)
Career	40, vs. Kansas State (3/22/18)

## MISCELLANEOUS 2018-19 CAREER

Dunks	23	63
Double-Figure		
Scoring Games	14	37
Double-Figure		
Rebounding Games	7	10
Games With		
Double-Double	7	10
Games Led UK		
in Scoring	9	15
Games Led UK		
in Rebounding	11	18
Games Led UK		
in Assists	3	6
Games Led UK		
in Steals	4	14
Games Led UK		
in Blocks	7	18
Games With		
3+ Assists	5	13
Games With		
3+ Blocks	4	6
Games With		
3+ Steals	2	5
Games With		
3+ 3-Pointers	4	4

- Preseason All-SEC First Team selection by the league's media
- Named SEC Co-Player of the Week for the week of Feb. 4
- In the midst of the best stretch of his career, having posted a double-double in three of the last five and scored 20 or more in five of the last six, including two in a row
- Averaging 20.8 points, 8.5 boards, 1.3 blocks, 1.2 assists, 1.0 steals per game over the last six games
  - First UK player with three straight double-doubles since Julius Randle did it four times in March 2014
  - First UK player with back-to-back 20-10 games since Julius Randle did it three times in November 2013
- Has a team-best seven double-doubles
- Averaging a team-best 14.2 points and 8.0 rebounds per game
- Second on the team in blocks with 26, seven off Nick Richards' team lead
- Has five or more rebounds in all but three games
- Led UK in rebounding in a team-high 11 games this season.
- Posted a double-double with 11 points and 10 rebounds and came pretty close to a triple-double with a career-high eight assists against North Carolina
- Scored a career-high 29 points in a double-double performance (12 rebounds) against Seton Hall. Also blocked four shots and dished out four assists
- One of 10 finalists for the Naismith Memorial Basketball Hall of Fame's Karl Malone Award (best power forward)
- Scored 25 points, including a career-best four 3-pointers, in the win over North Dakota in just 17 minutes
- On the Naismith Trophy, Wooden Award and NABC National Player of the Year watch lists
- Declared for the NBA Draft and went through the Draft process before returning for his sophomore season
- Started 30 games last season and led UK with 211 boards

**Birthday:** August 23

**Parents:** Sherry and Paul Sr.

**Major:** Undeclared/exploratory studies in agriculture

**Off the court he likes to ...**

Play Fortnite, spend time with friends, talk to loved ones, shop and watch TV

**Did you know ...**

He befriended UK football star Josh Allen during a service trip to Marshall County this summer



## Game-By-Game Statistics

Opponent	Date	qs	min	Total fg-fga	pct	3-Pointers 3fg-fga	pct	Free throws ft-fa	pct	Rebounds off def tot	avg	pf	a	t/o	blk	stl	pts	avg			
vs #4/3 DUKE	11/06/18	*	17	3-7	.429	1-2	.500	1-2	.500	1	1	2	2.0	5	0	0	0	8	8.0		
SOUTHERN ILLINOIS	11/09/18	*	20	1-2	.500	0-0	.000	1-2	.500	2	4	6	4.0	3	1	5	0	3	5.5		
NORTH DAKOTA	11/14/18	*	17	9-13	.692	4-5	.800	3-5	.600	1	6	7	5.0	2	1	3	1	1	25	12.0	
VMI	11/18/18	*	33	6-12	.500	0-0	.000	7-9	.778	7	11	18	8.3	0	3	1	0	0	19	13.8	
WINTHROP	11/21/18	*	27	7-11	.636	0-1	.000	5-7	.714	1	10	11	8.8	0	4	3	1	3	19	14.8	
TENNESSEE STATE	11/23/18	*	27	1-6	.167	0-1	.000	4-8	.500	2	5	7	8.5	2	0	1	1	2	6	13.3	
MONMOUTH	11/28/18	*	19	3-6	.500	1-2	.500	1-1	1.000	2	6	8	8.4	5	1	1	0	0	8	12.6	
UNCG	12/01/18	*	28	4-9	.444	1-1	1.000	0-1	.000	3	5	8	8.4	4	2	4	0	0	9	12.1	
vs Seton Hall	12/08/18	*	35	8-15	.533	1-3	.333	12-13	.923	4	8	12	8.8	1	4	2	4	0	29	14.0	
UTAH	12/15/18	*	31	4-8	.500	0-2	.000	1-2	.500	3	1	4	8.3	0	1	1	3	2	9	13.5	
vs #9/10 North Carolina	12/22/18	*	30	5-9	.556	1-3	.333	0-0	.000	3	7	10	8.5	2	8	2	2	0	11	13.3	
at RV/RV Louisville	12/29/18	*	33	2-3	.667	0-0	.000	1-2	.500	2	6	8	8.4	3	3	1	4	1	5	12.6	
at Alabama	01/05/19	*	31	4-10	.400	0-3	.000	7-8	.875	1	6	7	8.3	4	1	1	0	1	15	12.8	
TEXAS A&M	01/08/19	*	28	4-8	.500	0-2	.000	1-1	1.000	1	4	5	8.1	2	2	1	0	1	9	12.5	
VANDERBILT	01/12/19	*	32	1-4	.250	0-1	.000	1-4	.250	5	3	8	8.1	3	1	0	1	1	3	11.9	
at Georgia	01/15/19	*	30	4-6	.667	1-1	1.000	1-2	.500	3	3	6	7.9	4	0	1	0	0	10	11.8	
at #14/12 Auburn	01/19/19	*	32	4-8	.500	1-2	.500	4-7	.571	3	4	7	7.9	4	2	3	1	0	13	11.8	
#22/22 MISSISSIPPI STATE	01/22/19	*	27	9-15	.600	3-5	.600	0-0	.000	2	4	6	7.8	4	0	2	4	0	21	12.3	
#9/10 KANSAS	01/26/19	*	36	7-17	.412	0-4	.000	6-8	.750	3	10	13	8.1	1	1	0	2	1	20	12.7	
at Vanderbilt	01/29/19	*	29	9-15	.600	3-3	1.000	5-6	.833	4	8	12	8.3	1	2	2	0	3	26	13.4	
at Florida	02/02/19	*	35	6-13	.462	0-1	.000	3-5	.600	4	8	12	8.4	3	2	2	1	0	15	13.5	
SOUTH CAROLINA	02/05/19	*	28	6-16	.375	2-4	.500	6-7	.857	3	2	5	8.3	1	1	2	0	2	20	13.8	
at RV/#21 Mississippi State	02/09/19	*	24	9-13	.692	3-3	1.000	2-4	.500	1	2	3	8.0	5	1	1	1	0	23	14.2	
Totals			23	649	116-226	.513	22-49	.449	72-104	.692	61	124	185	8.0	59	41	39	26	18	326	14.2

Games played: 23  
 Minutes/game: 28.2  
 Points/game: 14.2  
 FG Pct: 51.3  
 3FG Pct: 44.9  
 FT Pct: 69.2

Rebounds/game: 8.0  
 Assists/game: 1.8  
 Turnovers/game: 1.7  
 Assist/turnover ratio: 1.1  
 Steals/game: 0.8  
 Blocks/game: 1.1

## Career Statistics

Year	GP-GS	Min-Avg	FG-FGA	Pct	3FG-FGA	Pct	FT-FTA	Pct	Off-Def-Tot-Avg	PF-FO	Ast	TO	Blk	Stl	Pts	Avg
2017-18	37-30	1012-27.4	135-260	.519	5-21	.238	126-208	.606	67-144-211-5.7	100-4	57	71	31	28	401	10.8
2018-19	23-23	649-28.2	116-226	.513	22-49	.449	72-104	.692	61-124-185-8.0	59-3	41	39	26	18	326	14.2
TOTAL	60-53	1661-27.7	251-486	.516	27-70	.386	198-312	.635	128-268-396-6.6	159-7	98	110	57	46	727	12.1



## GAME ONE

### #4/3 DUKE 118, #2/2 KENTUCKY 84

Official Basketball Box Score - Game Totals - Final Statistics  
**Duke vs Kentucky**  
 11/19/18 9:30 p.m. at Rupp Arena - Lexington, KY

Duke 118 • 3-2																
Player		Total	3-Pr	Rebounds												
		FG	FGA	FT	FTA	Off	Def	PF	TP	A	To	Bk	Stl	Min		
01	Zion Williamson	11-13	1-1	5-7	3	4	7	3	28	2	1	1	1	23		
04	Kam Reddick	6-14	3-8	7-7	0	2	2	4	22	3	0	0	4	24		
05	R.J. Barrett	13-26	3-7	4-8	0	4	4	4	33	6	0	0	1	31		
20	Marques Bolden	3-4	0-0	1-3	3	1	4	7	1	0	1	0	0	25		
03	Tre Jones	2-7	1-1	4-2	0	4	4	1	6	7	0	0	0	32		
12	Javin DeLaunier	0-0	0-0	0-0	0	3	4	0	3	4	0	0	1	21		
14	Jordan Goldwire	0-0	0-0	0-0	0	0	0	0	0	0	0	0	0	6		
15	Alex O'Connell	3-4	0-0	0-0	3	1	9	0	0	0	0	0	0	11		
30	Antonio Vrankovic	1-1	0-0	2-2	0	0	0	3	4	0	0	0	0	5		
41	Jack White	4-8	1-5	0-0	6	5	11	4	9	3	0	0	2	30		
00	Justin Robinson	0-0	0-0	0-0	0	0	0	0	0	0	0	0	0	2		
Totals		43-79	12-26	20-29	13	25	38	26	118	22	4	3	10	200		

FG % 1st Half: 22-40 55.0% 2nd Half: 21-39 53.8% Game: 43-79 54.4% Double Rebounds  
 3FG % 1st Half: 6-12 50.0% 2nd Half: 6-14 42.9% Game: 12-26 46.2%  
 FT % 1st Half: 9-13 69.2% 2nd Half: 11-16 68.8% Game: 20-29 69.0%

Kentucky 84 • 0-1		Total	3-Pr	Rebounds														
Player		FG	FGA	FT	FTA	Off	Def	PF	TP	A	To	Bk	Stl	Min				
22	Travis, Reid	6-8	1-1	9-13	4	3	7	2	22	1	3	1	0	27				
25	Washington, PJ	3-7	1-2	1-2	0	1	2	5	8	0	0	0	0	17				
02	Ashton Hagans	1-3	0-1	0-0	0	1	1	4	2	4	3	0	0	20				
03	Keldon Johnson	8-16	1-3	6-10	1	3	4	23	2	0	1	0	0	30				
14	Herro, Tyler	5-11	1-2	5-5	0	9	1	14	5	1	2	0	0	23				
00	Quade Green	4-0	0-2	1-2	0	1	1	1	3	1	0	0	0	16				
04	Nick Richards	0-1	0-1	0-0	0	0	0	0	0	0	0	0	0	1				
05	Immanuel Quickley	0-3	0-2	6-6	0	1	2	6	1	1	0	0	0	19				
23	Montgomery, EJ	4-6	0-0	0-0	3	3	6	4	8	1	3	0	0	22				
Totals		26-59	4-17	28-38	11	26	37	25	84	17	5	1	0	200				

FG % 1st Half: 13-32 40.6% 2nd Half: 13-27 48.1% Game: 26-59 44.1% Double Rebounds  
 3FG % 1st Half: 1-10 10.0% 2nd Half: 3-5 60.0% Game: 4-17 23.5%  
 FT % 1st Half: 15-21 71.4% 2nd Half: 13-17 76.5% Game: 28-38 73.7%

Officials: Ron Groover, Doug Shows, Jeff Clark  
 Technical fouls: Kentucky None, Kentucky None.  
 Attendance: 18977

Score by periods		1st	2nd	Total														
Duke		59	59	118														
Kentucky		42	42	84														

FG % 1st Half: 22-40 55.0% 2nd Half: 21-39 53.8% Game: 43-79 54.4% Double Rebounds  
 3FG % 1st Half: 6-12 50.0% 2nd Half: 6-14 42.9% Game: 12-26 46.2%  
 FT % 1st Half: 9-13 69.2% 2nd Half: 11-16 68.8% Game: 20-29 69.0%

## GAME FOUR

### #10/2 KENTUCKY 92, VM1 82

Official Basketball Box Score - Game Totals - Final Statistics  
**VM1 vs Kentucky**  
 11/18/18 6:00 p.m. at Rupp Arena - Lexington, KY

VM1 82 • 3-2		Total	3-Pr	Rebounds														
Player		FG	FGA	FT	FTA	Off	Def	PF	TP	A	To	Bk	Stl	Min				
15	Lewis, Myles	1-4	0-0	0-0	2	1	3	4	2	1	0	0	0	14				
25	Creamer, Tyler	4-7	3-4	2-2	1	4	5	4	13	1	0	0	0	23				
03	Gilgerson, Garrett	0-8	0-4	0-0	2	6	4	13	2	2	0	0	1	33				
02	Parham, Bubba	11-20	10-16	3-3	1	2	3	35	4	3	0	0	0	26				
05	Parham, Greg	4-12	2-8	0-0	0	2	1	10	2	0	0	0	0	34				
04	Fall, Trajan	0-0	0-0	0-0	0	0	0	0	0	0	0	0	0	3				
12	Bond, Ta'Vonnie	0-1	0-0	0-0	0	0	0	0	0	0	0	0	0	7				
24	Arnold, Connor	0-1	0-1	0-0	0	0	0	0	0	0	0	0	0	1				
01	Patel, Saru	3-9	0-0	0-0	0	2	2	4	5	3	2	0	0	28				
31	Stephens, Jake	1-1	1-1	0-0	0	5	3	0	1	0	1	0	1	17				
Totals		29-62	19-38	5-5	6	16	22	62	14	13	1	0	1	200				

FG % 1st Half: 12-29 41.4% 2nd Half: 17-33 51.5% Game: 29-62 46.8% Double Rebounds  
 3FG % 1st Half: 7-18 38.9% 2nd Half: 12-22 54.5% Game: 19-38 50.0%  
 FT % 1st Half: 3-3 100.0% 2nd Half: 2-2 100.0% Game: 5-5 100.0%

Kentucky 92 • 3-1		Total	3-Pr	Rebounds														
Player		FG	FGA	FT	FTA	Off	Def	PF	TP	A	To	Bk	Stl	Min				
23	Montgomery, EJ	1-5	0-0	1-2	0	1	3	5	9	1	3	0	0	16				
25	Washington, PJ	6-12	0-0	7-9	7	11	18	0	19	3	1	0	0	30				
03	Johnson, Keldon	4-8	1-2	0-0	1	2	3	9	2	1	0	0	1	25				
04	Quickley, Immanuel	0-4	0-1	0-0	0	0	0	0	0	0	0	0	0	27				
14	Herro, Tyler	2-6	1-3	0-0	0	2	2	5	2	2	1	0	0	29				
00	Green, Quade	5-10	3-5	4-4	1	2	3	1	17	2	0	0	0	27				
04	Hagans, Ashton	2-3	0-1	0-0	0	1	1	5	4	0	0	0	1	13				
04	Richards, Nick	3-3	0-0	0-0	1	1	2	6	0	0	0	0	0	8				
22	Travis, Reid	6-8	0-1	10-12	3	6	6	2	22	0	3	0	0	24				
Totals		29-59	5-14	29-35	18	25	43	12	92	15	11	6	0	200				

FG % 1st Half: 15-36 41.7% 2nd Half: 14-23 60.9% Game: 29-59 49.2% Double Rebounds  
 3FG % 1st Half: 7-10 70.0% 2nd Half: 0-0 0.0% Game: 7-10 70.0%  
 FT % 1st Half: 8-9 88.9% 2nd Half: 17-21 81.0% Game: 25-35 72.2%

Officials: Anthony Jordan, Owen Shortt, Josue Nieves  
 Technical fouls: VM1 None, Kentucky None.  
 Attendance: 20207

Score by periods		1st	2nd	Total														
VM1		34	48	82														
Kentucky		48	44	92														

FG % 1st Half: 15-36 41.7% 2nd Half: 14-23 60.9% Game: 29-59 49.2% Double Rebounds  
 3FG % 1st Half: 7-10 70.0% 2nd Half: 0-0 0.0% Game: 7-10 70.0%  
 FT % 1st Half: 8-9 88.9% 2nd Half: 17-21 81.0% Game: 25-35 72.2%

## GAME SEVEN

### #10/9 KENTUCKY 90, MONMOUTH 44

Official Basketball Box Score - Game Totals - Final Statistics  
**Monmouth vs Kentucky**  
 11/28/18 8:30 p.m. at Rupp Arena - Lexington, KY

Monmouth 44 • 0-8																		
Player		Total	3-Pr		Rebounds													
		FG	FGA	FT	FTA	Off	Def	PF	TP	A	To	Bk	Stl	Min				
04	Tranone, Mustapha	1	2-4	0-0	0-0	1	1	5	4	0	1	0	0	9				
05	Callovey, Trayon	5	17-24	1-5	4-5	0	9	6	1	13	1	1	0	38				
05	Hammond, Deion	0	0-5	0-4	0-0	1	1	0	1	1	0	1	1	0				
06	McClary, Marcus	1	2-4	0-0	0-0	1	1	3	2	4	0	0	1	0				
06	McClary, Marcus	2	4-10	0-2	2-1	3	2	4	4	0	0	1	0	21				
10	Gross Jr., Trevon	0	0-0	0-0	0-0	0	0	0	0	0	0	0	0	1				
11	Pittas, George	1	2-4	0-0	0-0	0	0	0	0	0	0	0	0	12				
14	Callovey, Trayon	1	1-1	0-0	0-0	0	0	0	0	0	0	0	0	12				
20	Pillari, Louis	1	1-5	0-0	0-0	0	0	0	2	0	0	0	0	11				
21	Callovey, Trayon	1	1-2	0-0	0-0	0	0	0	2	0	0	0	0	11				
22	Quinn, Diego	1	3-3	0-0	0-0	0	0	0	0	0	0	0	0	11				
22	Quinn, Diego	1	3-3	0-0	0-0	0	0	0	0	0	0	0	0	11				
24	Callovey, Sam	1	3-3	0-0	0-0	0	0	0	0	0	0	0	0	11				
24	Callovey, Sam	1	3-3	0-0	0-0	0	0	0	0	0	0	0	0	11				
		16	8-24	3-16	10-16	4	14	4	4	16	3	3	0	300				

# BOX SCORES

## GAME 10 #19/18 KENTUCKY 88, UTAH 61

Kentucky 88 • 19-0-0-0												Utah 61 • 4-5-0-0																																			
Official Basketball Box Score - Game Totals - Final Statistics												12/15/18 5 p.m. at Rupp Arena - Lexington, Ky.																																			
Kentucky 88 • 19-0-0-0												Utah 61 • 4-5-0-0																																			
Player												Player																																			
FG-FGA												FG-FGA																																			
FT-FTA												FT-FTA																																			
Rebounds												Rebounds																																			
PF												PF																																			
TP												TP																																			
A To Bk												A To Bk																																			
Stl												Stl																																			
Min												Min																																			
22	Travis, Donnie	1	-6	1	-3	0	-0	3	2	5	1	3	3	1	1	25																															
01	Gach, Both	6	-10	4	-6	2	-2	1	3	2	22	1	3	0	1	26																															
21	Battin, Riley	2	-7	1	-4	0	-0	2	5	7	0	5	0	2	0	32																															
02	Johnson, Jayce	5	-6	0	-0	1	-1	1	2	3	11	0	0	0	0	23																															
02	Barefield, Sedrick	1	-7	0	-3	2	-3	3	4	1	4	5	3	0	0	30																															
01	Jones, Charles	0	-2	0	-2	0	-0	0	0	0	0	0	2	2	0	13																															
05	Van Dyke, Parker	2	-4	1	-3	0	-0	0	1	1	0	5	0	0	0	14																															
13	Topolevsky, Novak	0	-3	0	-0	0	-0	2	2	0	1	1	0	0	0	11																															
20	Allen, Timmy	3	-5	0	-0	1	-2	2	1	3	4	7	0	1	0	19																															
01	Rydzicki, Beau	0	-0	0	-0	0	-0	0	0	0	0	0	0	0	0	04																															
31	Morley, Brandon	2	-4	0	-2	0	-0	1	0	1	2	4	0	1	0	7																															
Team		24	-54	7	-23	6	-8	11	31	115	61	12	18	2	2	200																															
Totals		24	-54	7	-23	6	-8	11	31	115	61	12	18	2	2	200																															
FG % 1st Half: 12-29 41.4%												2nd half: 12-25 48.0%												Game: 24-54 44.4%												Deadball											
3FG % 1st Half: 3-12 25.0%												2nd half: 4-11 36.4%												Game: 7-23 30.4%												Rebounds											
FT % 1st Half: 0-0 0.0%												2nd half: 6-8 75.0%												Game: 6-12 66.7%												Points											
Kentucky 88 • 19-0-0-0												Utah 61 • 4-5-0-0												Game: 24-54 44.4%												In											
Player												Player												Off												2nd											
FG-FGA												FG-FGA												FT-FTA												Fast											
Rebounds												Rebounds												PF												Bench											
PF												PF												TP												Min											
A To Bk												A To Bk												Stl												Min											
Min												Min												Stl												Min											
22	Travis, Reid	1	-6	1	-3	0	-0	3	2	5	1	3	3	1	1	25																															
01	Gach, Both	6	-10	4	-6	2	-2	1	3	2	22	1	3	0	1	26																															
21	Battin, Riley	2	-7	1	-4	0	-0	2	5	7	0	5	0	2	0	32																															
02	Johnson, Jayce	5	-6	0	-0	1	-1	1	2	3	11	0	0	0	0	23																															
02	Barefield, Sedrick	1	-7	0	-3	2	-3	3	4	1	4	5	3	0	0	30																															
01	Jones, Charles	0	-2	0	-2	0	-0	0	0	0	0	0	2	2	0	13																															
05	Van Dyke, Parker	2	-4	1	-3	0	-0	0	1	1	0	5	0	0	0	14																															
13	Topolevsky, Novak	0	-3	0	-0	0	-0	2	2	0	1	1	0	0	0	11																															
20	Allen, Timmy	3	-5	0	-0	1	-2	2	1	3	4	7	0	1	0	19																															
01	Rydzicki, Beau	0	-0	0	-0	0	-0	0	0	0	0	0	0	0	0	04																															
31	Morley, Brandon	2	-4	0	-2	0	-0	1	0	1	2	4	0	1	0	7																															
Team		24	-54	7	-23	6	-8	11	31	115	61	12	18	2	2	200																															
Totals		24	-54	7	-23	6	-8	11	31	115	61	12	18	2	2	200																															
FG % 1st Half: 12-29 41.4%												2nd half: 12-25 48.0%												Game: 24-54 44.4%												Deadball											
3FG % 1st Half: 3-12 25.0%												2nd half: 4-11 36.4%												Game: 7-23 30.4%												Rebounds											
FT % 1st Half: 0-0 0.0%												2nd half: 6-8 75.0%												Game: 6-12 66.7%												Points											
Kentucky 88 • 19-0-0-0												Utah 61 • 4-5-0-0												Game: 24-54 44.4%												In											
Player												Player												Off												2nd											
FG-FGA												FG-FGA												FT-FTA												Fast											
Rebounds												Rebounds												PF												Bench											
PF												PF												TP												Min											
A To Bk												A To Bk												Stl												Min											
Min												Min												Stl												Min											
22	Travis, Reid	1	-6	1	-3	0	-0	3	2	5	1	3	3	1	1	25																															
01	Gach, Both	6	-10	4	-6	2	-2	1	3	2	22	1	3	0	1	26																															
21	Battin, Riley	2	-7	1	-4	0	-0	2	5	7	0	5	0	2	0	32																															
02	Johnson, Jayce	5	-6	0	-0	1	-1	1	2	3	11	0	0	0	0	23																															
02	Barefield, Sedrick	1	-7	0	-3	2	-3	3	4	1	4	5	3	0	0	30																															
01	Jones, Charles	0	-2	0	-2	0	-0	0	0	0	0	0	2	2	0	13																															
05	Van Dyke, Parker	2	-4	1	-3	0	-0	0	1	1	0	5	0	0	0	14																															
13	Topolevsky, Novak	0	-3	0	-0	0	-0	2	2	0	1	1	0	0	0	11																															
20	Allen, Timmy	3	-5	0	-0	1	-2	2	1	3	4	7	0	1	0	19																															
01	Rydzicki, Beau	0	-0	0	-0	0	-0	0	0	0	0	0	0	0	0	04																															
31	Morley, Brandon	2	-4	0	-2	0	-0	1	0	1	2	4	0	1	0	7																															
Team		24	-54	7	-23	6	-8	11	31	115	61	12	18	2	2	200																															
Totals		24	-54	7	-23	6	-8	11	31	115	61	12	18	2	2	200																															
FG % 1st Half: 12-29 41.4%												2nd half: 12-25 48.0%												Game: 24-54 44.4%												Deadball											
3FG % 1st Half: 3-12 25.0%												2nd half: 4-11 36.4%												Game: 7-23 30.4%												Rebounds											
FT % 1st Half: 0-0 0.0%												2nd half: 6-8 75.0%												Game: 6-12 66.7%												Points											
Kentucky 88 • 19-0-0-0												Utah 61 • 4-5-0-0												Game: 24-54 44.4%												In											
Player												Player												Off												2nd											
FG-FGA												FG-FGA												FT-FTA												Fast											
Rebounds												Rebounds												PF												Bench											
PF												PF												TP												Min											
A To Bk												A To Bk												Stl												Min											
Min												Min												Stl												Min											
22	Travis, Reid	1	-6	1	-3	0	-0	3	2	5	1	3	3	1	1	25																															
01	Gach, Both	6	-10	4	-6	2	-2	1	3	2	22	1	3	0	1	26																															
21	Battin, Riley	2	-7	1	-4	0	-0	2	5	7	0	5	0	2	0	32																															
02	Johnson, Jayce	5	-6	0	-0	1	-1	1	2	3	11	0	0	0	0	23																															
02	Barefield, Sedrick	1	-7	0	-3	2	-3	3	4	1	4	5	3	0	0	30																															
01	Jones, Charles	0	-2	0	-2	0	-0	0	0	0	0	0	2	2	0	13																															
05	Van Dyke, Parker	2	-4	1	-3	0	-0	0	1	1	0	5	0	0	0	14																															
13	Topolevsky, Novak	0	-3	0	-0	0	-0	2	2	0	1	1	0	0	0	11																															
20	Allen, Timmy	3	-5	0	-0	1	-2	2	1	3	4	7	0	1	0	19																															
01	Rydzicki, Beau	0	-0	0	-0	0	-0	0	0	0	0	0	0	0	0	04																															
31	Morley, Brandon	2	-4	0	-2	0	-0	1	0	1	2	4	0	1	0	7																															
Team		24	-54	7	-23	6	-8	11	31	115	61	12	18	2	2	200																															
Totals		24	-54	7	-23	6	-8	11	31	115	61	12	18	2	2	200																															
FG % 1st Half: 12-29 41.4%												2nd half: 12-25 48.0%												Game: 24-54 44.4%												Deadball											
3FG % 1st Half: 3-12 25.0%												2nd half: 4-11 36.4%												Game: 7-23 30.4%												Rebounds											
FT % 1st Half: 0-0 0.0%												2nd half: 6-8 75.0%												Game: 6-12 66.7%												Points											
Kentucky 88 • 19-0-0-0												Utah 61 • 4-5-0-0												Game: 24-54 44.4%												In											
Player												Player												Off												2nd											
FG-FGA												FG-FGA												FT-FTA												Fast											
Rebounds												Rebounds												PF												Bench											
PF												PF												TP												Min											
A To Bk												A To Bk												Stl												Min											
Min												Min												Stl												Min											
22	Travis, Reid	1	-6	1	-3	0	-0	3	2	5	1	3	3	1	1	25																															
01	Gach, Both	6	-10	4	-6	2	-2	1	3	2	22	1	3	0	1	26																															
21	Battin, Riley	2	-7	1	-4	0	-0	2	5	7	0	5	0	2	0	32																															
02	Johnson, Jayce	5	-6	0	-0	1	-1	1	2	3	11	0	0	0	0	23																															
02	Barefield, Sedrick	1	-7	0	-3	2	-3	3	4	1	4	5	3	0	0	30																															
01	Jones, Charles	0	-2	0	-2	0	-0	0	0	0	0	0	2	2	0	13																															
05	Van Dyke, Parker	2	-4	1	-3	0	-0	0	1	1	0	5	0	0	0	14																															
13	Topolevsky, Novak	0	-3	0	-0	0	-0	2	2	0	1	1	0	0	0	11																															
20	Allen, Timmy	3	-5	0	-0	1	-2	2	1	3	4	7	0	1	0	19																															
01	Rydzicki, Beau	0	-0	0	-0	0	-0	0	0	0	0	0	0	0	0	04																															
31	Morley, Brandon	2	-4	0	-2	0	-0	1	0	1	2	4	0	1	0	7																															
Team		24	-54	7	-23	6	-8	11	31	115	61	12	18	2	2	200																															
Totals		24	-54	7	-23	6	-8	11	31	115	61	12	18	2	2	200																															
FG % 1st Half: 12-29 41.4%												2nd half: 12-25 48.0%												Game: 24-54 44.4%												Deadball											
3FG % 1st Half: 3-12 25.0%												2nd half: 4-11 36.4%												Game: 7-23 30.4%												Rebounds											
FT % 1st Half: 0-0 0.0%												2nd half: 6-8 75.0%												Game: 6-12 66.7%												Points											
Kentucky 88 • 19-0-0-0												Utah 61 • 4-5-0-0												Game: 24-54 44.4%												In											
Player												Player												Off												2nd											
FG-FGA												FG-FGA												FT-FTA												Fast											
Rebounds												Rebounds												PF												Bench											
PF												PF												TP												Min											
A To Bk												A To Bk												Stl												Min											
Min												Min												Stl												Min											
22	Travis, Reid	1	-6	1	-3	0	-0	3	2	5	1	3	3	1	1	25																															
01	Gach, Both	6	-10	4	-6	2	-2	1	3	2	22	1	3	0	1	26																															
21	Battin, Riley	2	-7	1	-4	0	-0	2	5	7	0	5	0	2	0	32																															
02	Johnson, Jayce	5	-6	0	-0	1	-1	1	2	3	11	0	0	0	0	23																															
02	Barefield, Sedrick	1	-7	0	-3	2	-3	3	4	1	4	5	3	0	0	30																															
01	Jones, Charles	0	-2	0	-2	0	-0	0	0	0	0	0	2	2	0	13																															
05	Van Dyke, Parker	2	-4	1	-3	0	-0	0	1	1	0	5	0	0	0	14																															
13	Topolevsky, Novak	0	-3	0	-0	0	-0	2	2	0	1	1	0	0	0	11																															
20	Allen, Timmy	3	-5	0	-0	1	-2	2	1	3	4	7	0	1	0	19																															
01	Rydzicki, Beau	0	-0	0	-0	0	-0	0	0	0	0	0	0	0	0	04																															
31	Morley, Brandon	2	-4	0	-2	0	-0	1	0	1	2	4	0	1	0	7																															
Team		24	-54	7	-23	6	-8	11	31	115	61	12	18	2	2	200																															
Totals		24	-54	7	-23	6	-8	11	31	115	61	12	18	2	2	200																															
FG % 1st Half: 12-29 41.4%												2nd half: 12-25 48.0%												Game: 24-54 44.4%												Deadball											
3FG % 1st Half: 3-12 25.0%												2nd half: 4-11 36.4																																			

# BOX SCORES

## GAME 19

#8/9 KENTUCKY 71, #9/10 KANSAS 61



Official Basketball Box Score - Game Totals - Final Statistics  
#9/10 Kansas vs Kentucky  
1/26/19 6 p.m. at Rupp Arena - Lexington, Ky.



#9/10 Kansas 63 • 16-4, 5-2

#	Player	Total		3-PT		Rebounds		PF	TP	A	TO	Bl	Stl	Min
		FG	FGA	FT	FTA	Off	Def							
00	Garrett, Marcus	1-9	0-2	2-2	1	4	5	4	20	3	1	2	32	
01	Lawson, Detric	7-18	2-3	4-4	6	15	4	1	11	4	2	1	39	
05	Grimes, Quentin	5-9	3-5	0-2	0	1	1	3	13	2	1	0	29	
11	Dotson, Devon	4-10	1-4	0-0	0	3	3	5	9	4	1	0	33	
13	Lawson, KJ	0-1	0-0	0-0	0	0	1	0	0	0	0	3		
24	Vick, Lagerald	4-9	2-5	0-0	1	5	6	3	10	1	1	0	35	
30	Aqabai, Ochai	2-6	1-4	2-2	2	0	2	0	7	0	1	0	21	
33	McCormack, David	0-1	0-0	1-2	1	3	1	0	0	0	0	0	8	
Team		0	0	2	2	0	1	0	0	0	0	0	0	
Totals		33-63	9-23	8-11	11	63	27	36	21	63	9	8	200	

FG % 1st Half: 13-36 36.1% 2nd half: 12-27 37.0% Game: 23-63 36.5% Deadball Rebounds 1  
3FG % 1st Half: 3-10 30.0% 2nd half: 6-13 46.2% Game: 9-23 39.1%  
FT % 1st Half: 4-4 100.0 2nd half: 4-7 57.1% Game: 8-11 72.7%

Kentucky 71 • 16-3, 5-1

#	Player	Total		3-Pr		Rebounds		PF	TP	A	T	Bk	Stl	Min		
		FG	FGA	FG	FGA	FT	FTA									
22	Travis, Reid	7	11	0	0	4	5	7	5	12	3	18	0	1	0	28
25	Washington, PJ	7	17	0	4	6	8	3	10	12	1	20	1	0	2	36
02	Hagans, Ashton	4	11	1	3	5	1	1	2	1	12	8	4	0	0	35
03	Johnson, Keldon	5	9	3	4	2	2	8	10	3	15	0	0	0	0	32
04	Herro, Tyler	0	1	0	0	0	0	1	1	1	0	1	1	5	0	9
06	Richards, Nick	0	1	0	0	0	0	1	1	0	0	0	0	0	0	4
05	Quickley, Immanuel	0	3	0	2	0	0	1	1	0	0	2	0	0	0	11
13	Baker, Jemari	0	1	0	0	0	0	1	0	0	0	0	0	0	0	4
23	Montgomery, EJ	0	2	0	1	0	2	0	2	3	0	0	0	1	0	7
	Team	0	0	0	0	2	2	0	0	0	0	0	0	0	0	0
Totals		25	64	4	18	17	23	49	13	71	14	11	8	4	2	200

FG % 1st Half: 13-39 33.3% 2nd half: 12-25 48.0% Game: 25-64 39.1% Deadball Rebounds 1,1  
3FG % 1st Half: 0-8 0.0% 2nd half: 4-10 40.0% Game: 4-18 22.2%  
FT % 1st Half: 4-4 100.0 2nd half: 13-17 76.5% Game: 17-23 73.9%

Officials: Joe Lindsey, Keith Kiddie, Todd Austin  
Technical Fouls: #9/10 Kansas-None, Kentucky-None  
Attendance: 20,887

Score by periods		1st	2nd	Total
#9/10 Kansas		33	30	63
Kentucky		30	41	71

Last FG - KU 2nd-00:20, UK 2nd-03:15.  
Largest lead - KU by 10 1st-09:45, UK by 10 2nd-02:23.  
KU led for 15:37. UK led for 18:58. Game was tied for 05:25.

## GAME 22

#5/5 KENTUCKY 76, SOUTH CAROLINA 48



Official Basketball Box Score - Game Totals - Final Statistics  
South Carolina vs Kentucky  
2/5/19 7 p.m. at Rupp Arena - Lexington, Ky.



South Carolina 48 • 11-11, 6-3

##	Player	Total		3-Pr		Rebounds		PF	TP	A	T	Bk	Stl	Min			
		FG	FGA	FG	FGA	FT	FTA								Off	Def	Total
21	Kotlar, Malik	2	4	0	0	2	2	3	3	4	2	2	0	27			
24	Bryant, Keyshawn	1	2	1	1	2	0	4	1	6	1	5	0	21			
30	Silva, Chris	1	4	0	1	2	4	1	3	4	4	0	2	15			
00	Lawson, A.J.	6	14	0	2	0	2	2	4	2	12	1	3	31			
04	Campbell, Tre	4	8	3	4	1	2	0	0	0	12	1	0	25			
02	Gravett, Hassan	3	6	0	3	0	0	4	1	2	2	3	0	30			
13	Haase, Felipe	2	8	1	4	1	2	3	0	3	6	2	3	30			
20	Frank, Alenado	1	2	0	0	2	1	2	5	2	0	0	1	8			
23	Hinson, Evan	0	2	0	2	0	0	1	1	0	0	1	1	13			
	Team	0	0	0	0	1	1	2	0	0	0	0	0	0			
Totals		19	53	5	17	5	14	1	9	18	27	19	48	10	19	2	600

FG % 1st Half: 11-24 45.8% 2nd half: 8-29 27.6% Game: 19-53 35.8% Deadball Rebounds 9  
3FG % 1st Half: 4-7 57.1% 2nd half: 1-10 10.0% Game: 5-17 29.4%  
FT % 1st Half: 2-7 28.6% 2nd half: 3-7 42.9% Game: 5-14 35.7%

Kentucky 76 • 19-3, 8-1

#	Player	Points															
		FG	FGA	FT	FTA	3P	3PA	Reb	PF	A	T	Bk	Stl				
22	Travis, Reid	2	7	0	1	7	8	6	3	9	3	11	0	1	0	3	22
25	Washington, PJ	6	16	2	4	6	7	3	2	5	1	20	1	2	0	2	28
02	Hagans, Ashton	1	3	0	1	0	0	0	2	2	4	6	0	0	0	0	31
03	Johnson, Keldon	2	9	0	3	5	6	2	4	6	0	9	0	0	0	0	31
04	Herro, Tyler	5	11	1	3	0	0	3	3	2	11	1	1	0	0	0	29
06	Richards, Nick	2	2	0	0	0	2	2	4	4	4	0	1	0	1	1	11
05	Quickley, Immanuel	0	3	0	1	3	4	0	3	3	0	3	4	1	0	1	19
10	David, Jonny	0	0	0	0	0	0	0	0	0	0	0	0	0	0	0	1
13	Baker, Jemari	2	3	1	2	0	0	3	3	1	5	0	0	0	0	0	11
23	Montgomery, EJ	5	7	1	0	1	1	0	1	5	8	13	4	1	1	1	20
Team		3 1 4															
Totals		25	61	5	16	21	27	21	29	50	17	76	11	14	1	1	200

FG % 1st Half: 14-31 45.2% 2nd half: 11-30 36.7% Game: 25-61 41.0% Deadball Rebounds 3  
3FG % 1st Half: 3-9 33.3% 2nd half: 2-7 28.6% Game: 5-16 31.3%  
FT % 1st Half: 8-11 72.7% 2nd half: 13-16 81.3% Game: 21-27 77.8%

Officials: Joe Lindsey, Pat Driscoll, Byron Jarrett  
Technical Fouls: South Carolina-None, Kentucky-None  
Attendance: 20,496

Score by periods		1st	2nd	Total
South Carolina		28	20	48
Kentucky		39	37	76

Last FG - SC 2nd-00:30, UK 2nd-00:16.  
Largest lead - SC by 4 1st-12:05, UK by 29 2nd-03:23.  
SC led for 58:01. UK led for 29:53. Game was tied for 02:06.

## GAME 25

#1/1 TENNESSEE at #5/5 KENTUCKY

## GAME 20

#7/6 KENTUCKY 87, VANDERBILT 52



Official Basketball Box Score - Game Totals - Final Statistics  
Kentucky vs Vanderbilt  
1/29/19 6 p.m. at Nashville, Tenn. (Nashville Gym)



Kentucky 87 • 17-3, 6-1 SEC

#	Player	Total		3-Pr		Rebounds											
		FG	FGA	FG	FGA	FT	FTA	Off	Def	TP	A	O	Bk	Stl	Min		
22	Travis, Reid	0	1	0	0	1	2	0	3	3	2	1	0	1	0	15	
25	Washington, PJ	9	15	3	5	6	4	8	12	1	26	2	2	0	0	29	
02	Hagans, Ashton	3	5	1	2	0	0	1	5	6	3	7	8	1	0	1	30
03	Johnson, Keldon	3	6	3	4	2	2	0	0	0	3	11	2	1	0	0	23
14	Herro, Tyler	6	13	0	3	0	0	3	3	10	12	1	0	3	0	0	29
04	Richards, Nick	4	5	0	0	6	10	1	1	3	14	0	0	4	0	19	
05	Quickley, Immanuel	2	5	1	3	1	1	0	2	2	3	6	1	0	0	0	18
10	David, Jonny	0	0	0	0	0	0	0	0	0	0	0	0	0	0	0	1
13	Baker, Jemari	2	2	2	2	0	0	1	1	3	6	1	0	0	0	0	19
23	Montgomery, EJ	1	2	0	0	2	2	1	0	1	2	4	2	0	1	0	11
Team		0	0	0	0	0	0	0	0	0	0	0	0	0	0	0	0
Totals		30	54	10	17	23	6	23	29	20	87	18	7	6	7	200	

FG % 1st Half: 17-33 51.5% 2nd half: 13-21 61.9% Game: 30-54 55.6% Deadball Rebounds 4,1  
3FG % 1st Half: 5-10 50.0% 2nd half: 5-7 71.4% Game: 10-17 58.8%  
FT % 1st Half: 6-7 85.7% 2nd half: 11-16 68.8% Game: 17-22 77.3%

Vanderbilt 52 • 9-11, 0-7 SEC

#	Player	Total		3-Pr		Rebounds		PF	TP	A	T	Bk	Stl	Min		
		FG	FGA	FG	FGA	FT	FTA									
01	Wetzell, Yanni	1	2	0	1	2	0	0	0	0	5	5	0	1	15	
11	Shittu, Simisola	0	5	0	1	0	2	4	6	2	0	1	4	0	29	
24	Nesmith, Aaron	5	9	4	6	0	0	3	3	3	14	3	3	1	0	38
32	Ryan, Matt	1	4	0	0	0	0	3	3	2	12	0	4	0	0	27
00	Lee, Saben	4	4	1	3	4	9	1	3	4	0	15	3	0	0	38
02	Toye, Joe	0	2	0	0	0	0	1	1	3	0	0	0	0	0	16
03	Evans, Maxwell	1	1	0	0	0	1	1	0	0	0	0	0	0	0	9
10	Moyer, Matthew	1	3	0	2	1	3	2	3	1	3	1	0	0	0	13
15	Brown, Clevon	1	2	0	1	1	2	1	3	3	0	2	2	0	0	15
	Team							1	4							
	Totals	17	46	9	24	9	20	29	52	10	20	3	3	2	0	200





The Automated ScoreBook  
Kentucky Combined Team Statistics (as of Feb 09, 2019)  
All games



RECORD:	OVERALL	HOME	AWAY	NEUTRAL
ALL GAMES	20-3	13-0	6-1	1-2
CONFERENCE	9-1	4-0	5-1	0-0
NON-CONFERENCE	11-2	9-0	1-0	1-2

#	Player	gp-gs	min	avg	Total		3-Point		F-Throw		Rebounds								a	to	blk	stl	pts	avg
					fg-fga	fg%	3fg-fga	3fg%	ft-fa	ft%	off	def	tot	avg	pf	dq								
25	Washington, PJ	23-23	649	28.2	116-226	.513	22-49	.449	72-104	.692	61	124	185	8.0	59	3	41	39	26	18	326	14.2		
03	Johnson, Keldon	23-23	683	29.7	106-220	.482	32-79	.405	76-100	.760	27	95	122	5.3	55	3	32	39	2	18	320	13.9		
14	Herro, Tyler	23-23	707	30.7	112-244	.459	38-108	.352	45-49	.918	9	87	96	4.2	33	0	50	41	8	24	307	13.3		
22	Travis, Reid	23-20	637	27.7	93-178	.522	5-19	.263	79-109	.725	60	100	160	7.0	52	1	21	35	18	10	270	11.7		
00	Green, Quade	9-0	160	17.8	22-49	.449	11-26	.423	17-19	.895	3	9	12	1.3	7	0	21	21	0	9	72	8.0		
02	Hagans, Ashton	23-16	613	26.7	61-133	.459	5-25	.200	40-54	.741	14	42	56	2.4	40	0	104	57	4	51	167	7.3		
05	Quickley, Immanuel	23-7	448	19.5	38-97	.392	18-56	.321	44-54	.815	1	37	38	1.7	25	0	34	21	1	14	138	6.0		
23	Montgomery, EJ	23-1	323	14.0	41-88	.466	2-8	.250	11-19	.579	41	49	90	3.9	44	0	9	20	23	6	95	4.1		
04	Richards, Nick	23-2	257	11.2	30-52	.577	0-0	.000	20-32	.625	33	38	71	3.1	46	1	5	16	33	3	80	3.5		
13	Baker, Jemarl	15-0	140	9.3	12-35	.343	9-28	.321	2-3	.667	1	9	10	0.7	10	0	9	7	1	2	35	2.3		
10	David, Jonny	6-0	8	1.3	0-0	.000	0-0	.000	0-0	.000	1	0	1	0.2	0	0	0	0	0	0	0	0.0		
	Team										34	23	57		1			4						
	Total.....	0	4625		631-1322	.477	142-398	.357	406-543	.748	285	613	898	0.0	372	8	326	300	116	155	1810	0.0		
	Opponents.....	0	4625		539-1327	.406	181-507	.357	240-353	.680	212	460	672	0.0	454	-	252	332	73	128	1499	0.0		

TEAM STATISTICS	UK	OPP	Date	Opponent	Score	Att.	
SCORING	1810	1499	1	11/6/18	vs #4/3 Duke	L 84-118	18907
Points per game	78.7	65.2		11/9/18	SOUTHERN ILLINOIS	w 71-59	20277
Scoring margin	+13.5	-	2	11/14/18	NORTH DAKOTA	w 96-58	18555
FIELD GOALS-ATT	631-1322	539-1327	2	11/18/18	VMI	w 92-82	20207
Field goal pct	.477	.406	2	11/21/18	WINTHROP	w 87-74	20070
3 POINT FG-ATT	142-398	181-507	2	11/23/18	TENNESSEE STATE	w 77-62	20224
3-point FG pct	.357	.357		11/28/18	MONMOUTH	w 90-44	18680
3-pt FG made per game	6.2	7.9		12/1/18	UNCG	w 78-61	21853
FREE THROWS-ATT	406-543	240-353	3	12/8/18	vs Seton Hall	Lot 83-84	10244
Free throw pct	.748	.680		12/15/18	UTAH	w 88-61	21922
F-Throws made per game	17.7	10.4	4	12/22/18	vs #9/10 North Carolina	w 80-72	15124
REBOUNDS	898	672		12/29/18	at RV/RV Louisville	w 71-58	20882
Rebounds per game	39.0	29.2	*	1/5/19	at Alabama	L 75-77	12424
Rebounding margin	+9.8	-	*	1/8/19	TEXAS A&M	w 85-74	22048
ASSISTS	326	252	*	1/12/19	VANDERBILT	w 56-47	22504
Assists per game	14.2	11.0	*	1/15/19	at Georgia	w 69-49	10523
TURNOVERS	300	332	*	1/19/19	at #14/12 Auburn	w 82-80	9121
Turnovers per game	13.0	14.4	*	1/22/19	#22/22 MISSISSIPPI STATE	w 76-55	21449
Turnover margin	+1.4	-	5	1/26/19	#9/10 KANSAS	w 71-63	24387
Assist/turnover ratio	1.1	0.8	*	1/29/19	at Vanderbilt	w 87-52	12298
STEALS	155	128	*	2/2/19	at Florida	w 65-54	10763
Steals per game	6.7	5.6	*	2/5/19	SOUTH CAROLINA	w 76-48	20496
BLOCKS	116	73	*	02/09/19	at RV/#21 Mississippi State	w 71-67	9019
Blocks per game	5.0	3.2					
ATTENDANCE	272672	129305					
Home games-Avg/Game	13-20975	7-12147					
Neutral site-Avg/Game	-	3-14758					

\* = Conference game

1 = Champions Classic | Indianapolis (Bankers Life Fieldhouse)

2 = Ohio Valley Hardwood Showcase | Lexington, Ky. (Rupp Arena)

3 = Citi Hoops Classic | New York (Madison Square Garden)

4 = CBS Sports Classic | Chicago (United Center)

5 = SEC/Big 12 Challenge | Lexington, Ky. (Rupp Arena)

Score by Periods	1st	2nd	OT	Totals
Kentucky	882	915	13	1810
Opponents	702	783	14	1499



The Automated ScoreBook  
Kentucky Combined Team Statistics (as of Feb 09, 2019)  
Conference games



RECORD:	OVERALL	HOME	AWAY	NEUTRAL
ALL GAMES	9-1	4-0	5-1	0-0
CONFERENCE	9-1	4-0	5-1	0-0
NON-CONFERENCE	0-0	0-0	0-0	0-0

#	Player	gp-gs	min	avg	Total		3-Point		F-Throw		Rebounds								a	to	blk	stl	pts	avg
					fg-fga	fg%	3fg-fga	3fg%	ft-fa	ft%	off	def	tot	avg	pf	dq								
25	Washington, PJ	10-10	296	29.6	56-108	.519	13-25	.520	30-44	.682	27	44	71	7.1	31	1	12	15	8	8	155	15.5		
14	Herro, Tyler	10-10	330	33.0	49-102	.480	17-40	.425	26-26	1.000	4	39	43	4.3	15	0	19	20	1	7	141	14.1		
03	Johnson, Keldon	10-10	274	27.4	37-90	.411	10-31	.323	24-28	.857	11	35	46	4.6	24	2	14	17	1	8	108	10.8		
02	Hagans, Ashton	10-10	324	32.4	37-71	.521	3-14	.214	25-33	.758	7	30	37	3.7	16	0	59	29	0	27	102	10.2		
22	Travis, Reid	10-10	273	27.3	30-67	.448	0-6	.000	17-22	.773	24	49	73	7.3	22	0	7	16	8	6	77	7.7		
05	Quickley, Immanuel	10-0	157	15.7	17-43	.395	10-27	.370	14-19	.737	0	14	14	1.4	8	0	12	3	0	7	58	5.8		
04	Richards, Nick	10-0	111	11.1	14-25	.560	0-0	.000	13-23	.565	14	11	25	2.5	20	0	3	4	12	3	41	4.1		
23	Montgomery, EJ	10-0	122	12.2	15-33	.455	2-4	.500	2-5	.400	16	22	38	3.8	16	0	3	7	8	4	34	3.4		
13	Baker, Jemarl	10-0	110	11.0	9-25	.360	6-19	.316	2-3	.667	0	7	7	0.7	8	0	8	5	0	2	26	2.6		
10	David, Jonny	3-0	3	1.0	0-0	.000	0-0	.000	0-0	.000	0	0	0	0.0	0	0	0	0	0	0	0	0.0		
	Team										12	11	23				3							
	Total.....	10	2000		264-564	.468	61-166	.367	153-203	.754	115	262	377	37.7	160	3	137	119	38	72	742	74.2		
	Opponents.....	10	2000		214-550	.389	71-218	.326	104-156	.667	94	211	305	30.5	179	-	96	145	42	54	603	60.3		

TEAM STATISTICS	UK	OPP	Date	Opponent	Score	Att.
SCORING	742	603	*	1/5/19	at Alabama	L 75-77 12424
Points per game	74.2	60.3	*	1/8/19	TEXAS A&M	w 85-74 22048
Scoring margin	+13.9	-	*	1/12/19	VANDERBILT	w 56-47 22504
FIELD GOALS-ATT	264-564	214-550	*	1/15/19	at Georgia	w 69-49 10523
Field goal pct	.468	.389	*	1/19/19	at #14/12 Auburn	w 82-80 9121
3 POINT FG-ATT	61-166	71-218	*	1/22/19	#22/22 MISSISSIPPI STATE	w 76-55 21449
3-point FG pct	.367	.326	*	1/29/19	at Vanderbilt	w 87-52 12298
3-pt FG made per game	6.1	7.1	*	2/2/19	at Florida	w 65-54 10763
FREE THROWS-ATT	153-203	104-156	*	2/5/19	SOUTH CAROLINA	w 76-48 20496
Free throw pct	.754	.667	*	02/09/19	at RV/#21 Mississippi State	w 71-67 9019
F-Throws made per game	15.3	10.4				
REBOUNDS	377	305				
Rebounds per game	37.7	30.5				
Rebounding margin	+7.2	-				
ASSISTS	137	96				
Assists per game	13.7	9.6				
TURNOVERS	119	145				
Turnovers per game	11.9	14.5				
Turnover margin	+2.6	-				
Assist/turnover ratio	1.2	0.7				
STEALS	72	54				
Steals per game	7.2	5.4				
BLOCKS	38	42				
Blocks per game	3.8	4.2				
ATTENDANCE	86497	64148				
Home games-Avg/Game	4-21624	6-10691				
Neutral site-Avg/Game	-	0-0				

\* = Conference game

1 = Champions Classic | Indianapolis (Bankers Life Fieldhouse)

2 = Ohio Valley Hardwood Showcase | Lexington, Ky. (Rupp Arena)

3 = Citi Hoops Classic | New York (Madison Square Garden)

4 = CBS Sports Classic | Chicago (United Center)

5 = SEC/Big 12 Challenge | Lexington, Ky. (Rupp Arena)

Score by Periods	1st	2nd	Totals
Kentucky	371	371	742
Opponents	287	316	603



The Automated ScoreBook  
Kentucky Category Leaders (as of Feb 09, 2019)  
All games



Points	G	Pts	Pts/G	Scoring Average	G	Pts	Avg/G
Washington, PJ	23	326	14.2	Washington, PJ	23	326	14.2
Johnson, Keldon	23	320	13.9	Johnson, Keldon	23	320	13.9
Herro, Tyler	23	307	13.3	Herro, Tyler	23	307	13.3
Travis, Reid	23	270	11.7	Travis, Reid	23	270	11.7
Hagans, Ashton	23	167	7.3	Green, Quade	9	72	8.0
Quickley, Immanuel	23	138	6.0	Hagans, Ashton	23	167	7.3
Montgomery, EJ	23	95	4.1	Quickley, Immanuel	23	138	6.0
Richards, Nick	23	80	3.5	Montgomery, EJ	23	95	4.1
Green, Quade	9	72	8.0	Richards, Nick	23	80	3.5
Baker, Jemarl	15	35	2.3	Baker, Jemarl	15	35	2.3
				David, Jonny	6	0	0.0

FG Percentage	FG	Att	Pct	Field Goal Attempts	G	Att	Att/G
Richards, Nick	30	52	.577	Herro, Tyler	23	244	10.6
Travis, Reid	93	178	.522	Washington, PJ	23	226	9.8
Washington, PJ	116	226	.513	Johnson, Keldon	23	220	9.6
Johnson, Keldon	106	220	.482	Travis, Reid	23	178	7.7
Montgomery, EJ	41	88	.466	Hagans, Ashton	23	133	5.8
Herro, Tyler	112	244	.459				
Hagans, Ashton	61	133	.459	Field Goals Made	G	Made	Made/G
Green, Quade	22	49	.449	Washington, PJ	23	116	5.0
Quickley, Immanuel	38	97	.392	Herro, Tyler	23	112	4.9
Baker, Jemarl	12	35	.343	Johnson, Keldon	23	106	4.6
				Travis, Reid	23	93	4.0
				Hagans, Ashton	23	61	2.7

3-Point Percentage	3FG	Att	Pct	3-Point FG Attempts	G	Att	Att/G
Washington, PJ	22	49	.449	Herro, Tyler	23	108	4.7
Green, Quade	11	26	.423	Johnson, Keldon	23	79	3.4
Johnson, Keldon	32	79	.405	Quickley, Immanuel	23	56	2.4
Herro, Tyler	38	108	.352	Washington, PJ	23	49	2.1
Baker, Jemarl	9	28	.321	Baker, Jemarl	15	28	1.9
Quickley, Immanuel	18	56	.321				
Travis, Reid	5	19	.263	3-Point FG Made	G	Made	Made/G
Montgomery, EJ	2	8	.250	Herro, Tyler	23	38	1.7
Hagans, Ashton	5	25	.200	Johnson, Keldon	23	32	1.4
				Washington, PJ	23	22	1.0
				Quickley, Immanuel	23	18	0.8
				Green, Quade	9	11	1.2

Free Throw Percent	FG	Att	Pct	Free Throw Attempts	G	Att	Att/G
Herro, Tyler	45	49	.918	Travis, Reid	23	109	4.7
Green, Quade	17	19	.895	Washington, PJ	23	104	4.5
Quickley, Immanuel	44	54	.815	Johnson, Keldon	23	100	4.3
Johnson, Keldon	76	100	.760	Hagans, Ashton	23	54	2.3
Hagans, Ashton	40	54	.741	Quickley, Immanuel	23	54	2.3
Travis, Reid	79	109	.725				
Washington, PJ	72	104	.692	Free Throws Made	G	Made	Made/G
Baker, Jemarl	2	3	.667	Travis, Reid	23	79	3.4
Richards, Nick	20	32	.625	Johnson, Keldon	23	76	3.3
Montgomery, EJ	11	19	.579	Washington, PJ	23	72	3.1
				Herro, Tyler	23	45	2.0
				Quickley, Immanuel	23	44	1.9





The Automated ScoreBook  
Kentucky Category Leaders (as of Feb 09, 2019)  
All games



Rebounds	G	Reb	Reb/G
Washington, PJ	23	185	8.0
Travis, Reid	23	160	7.0
Johnson, Keldon	23	122	5.3
Herro, Tyler	23	96	4.2
Montgomery, EJ	23	90	3.9

Rebound Average	G	Reb	Avg/G
Washington, PJ	23	185	8.0
Travis, Reid	23	160	7.0
Johnson, Keldon	23	122	5.3
Herro, Tyler	23	96	4.2
Montgomery, EJ	23	90	3.9

Offensive Rebounds	G	No.	Avg/G
Washington, PJ	23	61	2.7
Travis, Reid	23	60	2.6
Montgomery, EJ	23	41	1.8
Richards, Nick	23	33	1.4
Johnson, Keldon	23	27	1.2

Defensive Rebounds	G	No.	Avg/G
Washington, PJ	23	124	5.4
Travis, Reid	23	100	4.3
Johnson, Keldon	23	95	4.1
Herro, Tyler	23	87	3.8
Montgomery, EJ	23	49	2.1

Fouls	G	No.	Per/G
Washington, PJ	23	59	2.6
Johnson, Keldon	23	55	2.4
Travis, Reid	23	52	2.3
Richards, Nick	23	46	2.0
Montgomery, EJ	23	44	1.9

Foulsouts	G	No.
Washington, PJ	23	3
Johnson, Keldon	23	3
Travis, Reid	23	1
Richards, Nick	23	1

Assists	G	No.	Ast/G
Hagans, Ashton	23	104	4.5
Herro, Tyler	23	50	2.2
Washington, PJ	23	41	1.8
Quickley, Immanuel	23	34	1.5
Johnson, Keldon	23	32	1.4

Steals	G	No.	Stl/G
Hagans, Ashton	23	51	2.2
Herro, Tyler	23	24	1.0
Washington, PJ	23	18	0.8
Johnson, Keldon	23	18	0.8
Quickley, Immanuel	23	14	0.6

Blocked Shots	G	No.	Blk/G
Richards, Nick	23	33	1.4
Washington, PJ	23	26	1.1
Montgomery, EJ	23	23	1.0
Travis, Reid	23	18	0.8
Herro, Tyler	23	8	0.3

Minutes	G	No.	Min/G
Herro, Tyler	23	707	30.7
Johnson, Keldon	23	683	29.7
Washington, PJ	23	649	28.2
Travis, Reid	23	637	27.7
Hagans, Ashton	23	613	26.7

Turnovers	G	No.	TO/G
Hagans, Ashton	23	57	2.5
Herro, Tyler	23	41	1.8
Johnson, Keldon	23	39	1.7
Washington, PJ	23	39	1.7
Travis, Reid	23	35	1.5



The Automated ScoreBook  
Kentucky Overall/Conference Statistics (as of Feb 09, 2019)  
All games



SUMMARY	Overall Statistics										Conference Statistics									
	gp-gs	min/g	fg%	3fg%	ft%	r/g	a/g	stl	blk	pts/g	gp-gs	min/g	fg%	3fg%	ft%	r/g	a/g	stl	blk	pts/g
Washington, PJ	23-23	28.2	.513	.449	.692	8.0	1.8	18	26	14.2	10-10	29.6	.519	.520	.682	7.1	1.2	8	8	15.5
Johnson, Keldon	23-23	29.7	.482	.405	.760	5.3	1.4	18	2	13.9	10-10	27.4	.411	.323	.857	4.6	1.4	8	1	10.8
Herro, Tyler	23-23	30.7	.459	.352	.918	4.2	2.2	24	8	13.3	10-10	33.0	.480	.425	1.000	4.3	1.9	7	1	14.1
Travis, Reid	23-20	27.7	.522	.263	.725	7.0	0.9	10	18	11.7	10-10	27.3	.448	.000	.773	7.3	0.7	6	8	7.7
Green, Quade	9-0	17.8	.449	.423	.895	1.3	2.3	9	0	8.0										
Hagans, Ashton	23-16	26.7	.459	.200	.741	2.4	4.5	51	4	7.3	10-10	32.4	.521	.214	.758	3.7	5.9	27	0	10.2
Quickley, Immanuel	23-7	19.5	.392	.321	.815	1.7	1.5	14	1	6.0	10-0	15.7	.395	.370	.737	1.4	1.2	7	0	5.8
Montgomery, EJ	23-1	14.0	.466	.250	.579	3.9	0.4	6	23	4.1	10-0	12.2	.455	.500	.400	3.8	0.3	4	8	3.4
Richards, Nick	23-2	11.2	.577	.000	.625	3.1	0.2	3	33	3.5	10-0	11.1	.560	.000	.565	2.5	0.3	3	12	4.1
Baker, Jemarl	15-0	9.3	.343	.321	.667	0.7	0.6	2	1	2.3	10-0	11.0	.360	.316	.667	0.7	0.8	2	0	2.6
David, Jonny	6-0	1.3	.000	.000	.000	0.2	0.0	0	0	0.0	3-0	1.0	.000	.000	.000	0.0	0.0	0	0	0.0
Totals	23		.477	.357	.748	39.0	14.2	155	116	78.7	10		.468	.367	.754	37.7	13.7	72	38	74.2
Opponent	23		.406	.357	.680	29.2	11.0	128	73	65.2	10		.389	.326	.667	30.5	9.6	54	42	60.3

SCORING	Overall Statistics								Conference Statistics							
	fg-fga	fg%	3fg-fga	3fg%	ft-fta	ft%	pts	pts/g	fg-fga	fg%	3fg-fga	3fg%	ft-fta	ft%	pts	pts/g
Washington, PJ	116-226	.513	22-49	.449	72-104	.692	326	14.2	56-108	.519	13-25	.520	30-44	.682	155	15.5
Johnson, Keldon	106-220	.482	32-79	.405	76-100	.760	320	13.9	37-90	.411	10-31	.323	24-28	.857	108	10.8
Herro, Tyler	112-244	.459	38-108	.352	45-49	.918	307	13.3	49-102	.480	17-40	.425	26-26	1.000	141	14.1
Travis, Reid	93-178	.522	5-19	.263	79-109	.725	270	11.7	30-67	.448	0-6	.000	17-22	.773	77	7.7
Green, Quade	22-49	.449	11-26	.423	17-19	.895	72	8.0								
Hagans, Ashton	61-133	.459	5-25	.200	40-54	.741	167	7.3	37-71	.521	3-14	.214	25-33	.758	102	10.2
Quickley, Immanuel	38-97	.392	18-56	.321	44-54	.815	138	6.0	17-43	.395	10-27	.370	14-19	.737	58	5.8
Montgomery, EJ	41-88	.466	2-8	.250	11-19	.579	95	4.1	15-33	.455	2-4	.500	2-5	.400	34	3.4
Richards, Nick	30-52	.577	0-0	.000	20-32	.625	80	3.5	14-25	.560	0-0	.000	13-23	.565	41	4.1
Baker, Jemarl	12-35	.343	9-28	.321	2-3	.667	35	2.3	9-25	.360	6-19	.316	2-3	.667	26	2.6
David, Jonny	0-0	.000	0-0	.000	0-0	.000	0	0.0	0-0	.000	0-0	.000	0-0	.000	0	0.0
Totals	631-1322	.477	142-398	.357	406-543	.748	1810	78.7	264-564	.468	61-166	.367	153-203	.754	742	74.2
Opponent	539-1327	.406	181-507	.357	240-353	.680	1499	65.2	214-550	.389	71-218	.326	104-156	.667	603	60.3

TOTALS	Overall Statistics										Conference Statistics									
	o-reb	d-reb	total	pf	fo	a	to	a/to	hi	pts	o-reb	d-reb	total	pf	fo	a	to	a/to	hi	pts
Washington, PJ	61	124	185	59	3	41	39	1.1	29		27	44	71	31	1	12	15	0.8	26	
Johnson, Keldon	27	95	122	55	3	32	39	0.8	27		11	35	46	24	2	14	17	0.8	20	
Herro, Tyler	9	87	96	33	0	50	41	1.2	24		4	39	43	15	0	19	20	1.0	21	
Travis, Reid	60	100	160	52	1	21	35	0.6	22		24	49	73	22	0	7	16	0.4	17	
Green, Quade	3	9	12	7	0	21	21	1.0	17											
Hagans, Ashton	14	42	56	40	0	104	57	1.8	23		7	30	37	16	0	59	29	2.0	23	
Quickley, Immanuel	1	37	38	25	0	34	21	1.6	15		0	14	14	8	0	12	3	4.0	12	
Montgomery, EJ	41	49	90	44	0	9	20	0.5	11		16	22	38	16	0	3	7	0.4	11	
Richards, Nick	33	38	71	46	1	5	16	0.3	14		14	11	25	20	0	3	4	0.8	14	
Baker, Jemarl	1	9	10	10	0	9	7	1.3	6		0	7	7	8	0	8	5	1.6	6	
David, Jonny	1	0	1	0	0	0	0	0.0	0		0	0	0	0	0	0	0	0.0	0	
Totals	285	613	898	372	8	326	300	1.1	96		115	262	377	160	3	137	119	1.2	87	
Opponent	212	460	672	454	-	252	332	0.8	118		94	211	305	179	-	96	145	0.7	80	



The Automated ScoreBook  
Kentucky Opponent Game-by-Game (as of Feb 09, 2019)  
All games



OPPONENT STATISTICS

Opponent	Date	Score		Total		3-Pointers		Free throws		Rebounds				pf	a	t/o	blk	stl	pts	avg
				fg-fga	pct	3fg-fga	pct	ft-fa	pct	off	def	tot	avg							
vs #4/3 Duke	11/6/18	84-118	L	43-79	.544	12-26	.462	20-29	.690	13	25	38	38.0	26	22	4	3	10	118	118.0
SOUTHERN ILLINOIS	11/9/18	71-59	W	23-56	.411	5-16	.313	8-12	.667	7	12	19	28.5	24	13	13	2	7	59	88.5
NORTH DAKOTA	11/14/18	96-58	W	19-48	.396	7-19	.368	13-18	.722	5	10	15	24.0	19	8	20	5	5	58	78.3
VMI	11/18/18	92-82	W	29-62	.468	19-38	.500	5-5	1.000	6	16	22	23.5	26	14	13	1	2	82	79.2
WINTHROP	11/21/18	87-74	W	28-59	.475	13-28	.464	5-8	.625	2	20	22	23.2	21	16	19	0	4	74	78.2
TENNESSEE STATE	11/23/18	77-62	W	22-54	.407	6-16	.375	12-19	.632	10	18	28	24.0	29	11	19	1	5	62	75.5
MONMOUTH	11/28/18	90-44	W	16-58	.276	2-16	.125	10-16	.625	13	12	25	24.1	21	4	16	2	6	44	71.0
UNCG	12/1/18	78-61	W	24-67	.358	7-20	.350	6-10	.600	12	18	30	24.9	17	7	11	3	8	61	69.8
vs Seton Hall	12/8/18	83-84	Lot	27-59	.458	11-26	.423	19-26	.731	10	25	35	26.0	25	15	16	5	8	84	71.3
UTAH	12/15/18	88-61	W	24-54	.444	7-23	.304	6-8	.750	13	18	31	26.5	15	12	18	2	2	61	70.3
vs #9/10 North Carolina	12/22/18	80-72	W	27-63	.429	7-18	.389	11-16	.688	5	28	33	27.1	19	18	18	3	8	72	70.5
at RV/RV Louisville	12/29/18	71-58	W	20-55	.364	5-20	.250	13-19	.684	13	20	33	27.6	12	7	12	2	5	58	69.4
at Alabama	1/5/19	75-77	L	27-59	.458	10-23	.435	13-17	.765	7	33	40	28.5	16	14	17	4	2	77	70.0
TEXAS A&M	1/8/19	85-74	W	27-56	.482	8-17	.471	12-13	.923	8	21	29	28.6	19	8	19	3	8	74	70.3
VANDERBILT	1/12/19	56-47	W	17-47	.362	7-25	.280	6-12	.500	7	14	21	28.1	14	6	12	4	4	47	68.7
at Georgia	1/15/19	69-49	W	17-56	.304	4-27	.148	11-16	.688	12	23	35	28.5	15	12	14	4	5	49	67.5
at #14/12 Auburn	1/19/19	82-80	W	26-56	.464	13-30	.433	15-20	.750	7	19	26	28.4	25	17	11	4	5	80	68.2
#22/22 MISSISSIPPI STAT	1/22/19	76-55	W	19-61	.311	3-20	.150	14-18	.778	15	21	36	28.8	18	5	15	6	8	55	67.5
#9/10 KANSAS	1/26/19	71-63	W	23-63	.365	9-23	.391	8-11	.727	9	27	36	29.2	21	9	8	2	4	63	67.3
at Vanderbilt	1/29/19	87-52	W	17-46	.370	9-24	.375	9-18	.500	9	20	29	29.2	19	10	20	3	2	52	66.5
at Florida	2/2/19	65-54	W	22-63	.349	5-19	.263	5-10	.500	12	22	34	29.4	15	7	9	6	7	54	65.9
SOUTH CAROLINA	2/5/19	76-48	W	19-53	.358	5-17	.294	5-14	.357	9	18	27	29.3	19	10	19	2	6	48	65.1
at RV/#21 Mississippi State	02/09/19	71-67	W	23-53	.434	7-16	.438	14-18	.778	8	20	28	29.2	19	7	9	6	7	67	65.2
Opponents		1499		539-1327	.406	181-507	.357	240-353	.680	212	460	672	29.2	454	252	332	73	128	1499	65.2
Kentucky		1810		631-1322	.477	142-398	.357	406-543	.748	285	613	898	39.0	372	326	300	116	155	1810	78.7

Games played: 23  
Points/game: 65.2  
FG Pct: 40.6  
3FG Pct: 35.7  
FT Pct: 68.0

Rebounds/game: 29.2  
Assists/game: 11.0  
Turnovers/game: 14.4  
Assist/turnover ratio: 0.8  
Steals/game: 5.6  
Blocks/game: 3.2





The Automated ScoreBook  
Kentucky Team High/Low Analysis (as of Feb 09, 2019)  
All games



Kentucky - TEAM GAME HIGHS

POINTS	96	NORTH DAKOTA (11/14/18)
	92	VMI (11/18/18)
	90	MONMOUTH (11/28/18)
	88	UTAH (12/15/18)
	87	at Vanderbilt (1/29/19)
	87	WINTHROP (11/21/18)
FIELD GOALS MADE	34	UTAH (12/15/18)
	33	NORTH DAKOTA (11/14/18)
FIELD GOAL ATTEMPTS	65	at Alabama (1/5/19)
	65	vs #9/10 North Carolina (12/22/18)
FIELD GOAL PERCENTAGE	.586 (34-58)	UTAH (12/15/18)
	.566 (30-53)	MONMOUTH (11/28/18)
3 PT FIELD GOALS MADE	12	UTAH (12/15/18)
	10	at Vanderbilt (1/29/19)
	10	MONMOUTH (11/28/18)
3 PT FG ATTEMPTS	26	vs #9/10 North Carolina (12/22/18)
	24	MONMOUTH (11/28/18)
3 PT FG PERCENTAGE	.588 (10-17)	at Vanderbilt (1/29/19)
	.571 (12-21)	UTAH (12/15/18)
FREE THROWS MADE	29	VMI (11/18/18)
	28	vs #4/3 Duke (11/6/18)
FREE THROW ATTEMPTS	41	TENNESSEE STATE (11/23/18)
	38	vs #4/3 Duke (11/6/18)
FREE THROW PERCENTAGE	.913 (21-23)	TEXAS A&M (1/8/19)
	.870 (20-23)	MONMOUTH (11/28/18)
REBOUNDS	50	SOUTH CAROLINA (2/5/19)
	49	#9/10 KANSAS (1/26/19)
ASSISTS	24	vs #9/10 North Carolina (12/22/18)
	20	WINTHROP (11/21/18)
STEALS	12	vs #9/10 North Carolina (12/22/18)
	12	NORTH DAKOTA (11/14/18)
BLOCKED SHOTS	8	#9/10 KANSAS (1/26/19)
	8	#22/22 MISSISSIPPI STATE (1/22/19)
	8	at RV/RV Louisville (12/29/18)
	8	vs #9/10 North Carolina (12/22/18)
TURNOVERS	19	WINTHROP (11/21/18)
	19	SOUTHERN ILLINOIS (11/9/18)
FOULS	25	vs #4/3 Duke (11/6/18)
	21	at RV/RV Louisville (12/29/18)
	21	vs Seton Hall (12/8/18)



The Automated ScoreBook  
Kentucky High/Low Analysis (as of Feb 09, 2019)  
All games



Opponent - GAME HIGHS

POINTS	118		vs #4/3 Duke (11/6/18)
	84		vs Seton Hall (12/8/18)
	82		VMI (11/18/18)
	80		at #14/12 Auburn (1/19/19)
	77		at Alabama (1/5/19)
FIELD GOALS MADE	43		vs #4/3 Duke (11/6/18)
	29		VMI (11/18/18)
FIELD GOAL ATTEMPTS	79		vs #4/3 Duke (11/6/18)
	67		UNCG (12/1/18)
FIELD GOAL PERCENTAGE	.544	(43-79)	vs #4/3 Duke (11/6/18)
	.482	(27-56)	TEXAS A&M (1/8/19)
3 PT FIELD GOALS MADE	19		VMI (11/18/18)
	13		at #14/12 Auburn (1/19/19)
	13		WINTHROP (11/21/18)
3 PT FG ATTEMPTS	38		VMI (11/18/18)
	30		at #14/12 Auburn (1/19/19)
3 PT FG PERCENTAGE	.500	(19-38)	VMI (11/18/18)
	.471	(8-17)	TEXAS A&M (1/8/19)
FREE THROWS MADE	20		vs #4/3 Duke (11/6/18)
	19		vs Seton Hall (12/8/18)
FREE THROW ATTEMPTS	29		vs #4/3 Duke (11/6/18)
	26		vs Seton Hall (12/8/18)
FREE THROW PERCENTAGE	1.000	(5-5)	VMI (11/18/18)
	.923	(12-13)	TEXAS A&M (1/8/19)
REBOUNDS	40		at Alabama (1/5/19)
	38		vs #4/3 Duke (11/6/18)
ASSISTS	22		vs #4/3 Duke (11/6/18)
	18		vs #9/10 North Carolina (12/22/18)
STEALS	10		vs #4/3 Duke (11/6/18)
	8		#22/22 MISSISSIPPI STATE (1/22/19)
	8		TEXAS A&M (1/8/19)
	8		vs #9/10 North Carolina (12/22/18)
	8		vs Seton Hall (12/8/18)
	8		UNCG (12/1/18)
BLOCKED SHOTS	6		at RV/#21 Mississippi State (02/09/19)
	6		at Florida (2/2/19)
	6		#22/22 MISSISSIPPI STATE (1/22/19)
TURNOVERS	20		at Vanderbilt (1/29/19)
	20		NORTH DAKOTA (11/14/18)
FOULS	29		TENNESSEE STATE (11/23/18)
	26		VMI (11/18/18)
	26		vs #4/3 Duke (11/6/18)



The Automated ScoreBook  
Kentucky High/Low Analysis (as of Feb 09, 2019)  
All games



Kentucky - GAME LOWS

POINTS	56	VANDERBILT (1/12/19)
	65	at Florida (2/2/19)
	69	at Georgia (1/15/19)
	71	SOUTHERN ILLINOIS (11/9/18)
	71	at RV/RV Louisville (12/29/18)
	71	#9/10 KANSAS (1/26/19)
	71	at RV/#21 Mississippi State (02/09/19)
FIELD GOALS MADE	22	VANDERBILT (1/12/19)
	23	TENNESSEE STATE (11/23/18)
	23	at Florida (2/2/19)
FIELD GOAL ATTEMPTS	44	VANDERBILT (1/12/19)
	48	at #14/12 Auburn (1/19/19)
FIELD GOAL PERCENTAGE	.391 (25-64)	#9/10 KANSAS (1/26/19)
	.410 (25-61)	SOUTH CAROLINA (2/5/19)
3 PT FIELD GOALS MADE	4	vs #4/3 Duke (11/6/18)
	4	SOUTHERN ILLINOIS (11/9/18)
	4	TENNESSEE STATE (11/23/18)
	4	VANDERBILT (1/12/19)
	4	at Georgia (1/15/19)
	4	#9/10 KANSAS (1/26/19)
3 PT FG ATTEMPTS	11	at Georgia (1/15/19)
	12	UNCG (12/1/18)
3 PT FG PERCENTAGE	.222 (4-18)	#9/10 KANSAS (1/26/19)
	.235 (4-17)	vs #4/3 Duke (11/6/18)
FREE THROWS MADE	7	at RV/RV Louisville (12/29/18)
	8	UTAH (12/15/18)
	8	VANDERBILT (1/12/19)
FREE THROW ATTEMPTS	11	at RV/RV Louisville (12/29/18)
	11	at Georgia (1/15/19)
FREE THROW PERCENTAGE	.571 (8-14)	VANDERBILT (1/12/19)
	.588 (10-17)	at RV/#21 Mississippi State (02/09/19)
REBOUNDS	23	UTAH (12/15/18)
	28	TEXAS A&M (1/8/19)
ASSISTS	8	TENNESSEE STATE (11/23/18)
	10	VANDERBILT (1/12/19)
STEALS	1	vs #4/3 Duke (11/6/18)
	3	vs Seton Hall (12/8/18)
BLOCKED SHOTS	1	at Alabama (1/5/19)
	1	SOUTH CAROLINA (2/5/19)
TURNOVERS	6	UTAH (12/15/18)
	7	at Vanderbilt (1/29/19)
FOULS	10	UTAH (12/15/18)
	12	VMI (11/18/18)
	12	at Florida (2/2/19)





The Automated ScoreBook  
Kentucky High/Low Analysis (as of Feb 09, 2019)  
All games



Opponent - GAME LOWS

POINTS	44	MONMOUTH (11/28/18)
	47	VANDERBILT (1/12/19)
	48	SOUTH CAROLINA (2/5/19)
	49	at Georgia (1/15/19)
	52	at Vanderbilt (1/29/19)
FIELD GOALS MADE	16	MONMOUTH (11/28/18)
	17	VANDERBILT (1/12/19)
	17	at Georgia (1/15/19)
	17	at Vanderbilt (1/29/19)
FIELD GOAL ATTEMPTS	46	at Vanderbilt (1/29/19)
	47	VANDERBILT (1/12/19)
FIELD GOAL PERCENTAGE	.276 (16-58)	MONMOUTH (11/28/18)
	.304 (17-56)	at Georgia (1/15/19)
3 PT FIELD GOALS MADE	2	MONMOUTH (11/28/18)
	3	#22/22 MISSISSIPPI STATE (1/22/19)
3 PT FG ATTEMPTS	16	SOUTHERN ILLINOIS (11/9/18)
	16	TENNESSEE STATE (11/23/18)
	16	MONMOUTH (11/28/18)
	16	at RV/#21 Mississippi State (02/09/19)
3 PT FG PERCENTAGE	.125 (2-16)	MONMOUTH (11/28/18)
	.148 (4-27)	at Georgia (1/15/19)
FREE THROWS MADE	5	VMI (11/18/18)
	5	WINTHROP (11/21/18)
	5	at Florida (2/2/19)
	5	SOUTH CAROLINA (2/5/19)
FREE THROW ATTEMPTS	5	VMI (11/18/18)
	8	WINTHROP (11/21/18)
	8	UTAH (12/15/18)
FREE THROW PERCENTAGE	.357 (5-14)	SOUTH CAROLINA (2/5/19)
	.500 (5-10)	at Florida (2/2/19)
	.500 (6-12)	VANDERBILT (1/12/19)
	.500 (9-18)	at Vanderbilt (1/29/19)
REBOUNDS	15	NORTH DAKOTA (11/14/18)
	19	SOUTHERN ILLINOIS (11/9/18)
ASSISTS	4	MONMOUTH (11/28/18)
	5	#22/22 MISSISSIPPI STATE (1/22/19)
STEALS	2	VMI (11/18/18)
	2	UTAH (12/15/18)
	2	at Alabama (1/5/19)
	2	at Vanderbilt (1/29/19)
BLOCKED SHOTS	0	WINTHROP (11/21/18)
	1	VMI (11/18/18)
	1	TENNESSEE STATE (11/23/18)
TURNOVERS	4	vs #4/3 Duke (11/6/18)
	8	#9/10 KANSAS (1/26/19)
FOULS	12	at RV/RV Louisville (12/29/18)
	14	VANDERBILT (1/12/19)



The Automated ScoreBook  
Kentucky Player High/Low Analysis (as of Feb 09, 2019)  
All games



Kentucky - INDIVIDUAL GAME HIGHS

Points	29		Washington, PJ vs Seton Hall (12/8/18)
	27		Johnson, Keldon vs Tennessee State (11/23/18)
	26		Washington, PJ at Vanderbilt (1/29/19)
	25		Washington, PJ vs North Dakota (11/14/18)
	24		Herro, Tyler at RV/RV Louisville (12/29/18)
	24		Johnson, Keldon vs Utah (12/15/18)
Field Goals Made	10		Herro, Tyler at RV/RV Louisville (12/29/18)
	9		Washington, PJ at RV/#21 Mississippi State (02/09/19)
	9		Washington, PJ at Vanderbilt (1/29/19)
	9		Washington, PJ vs #22/22 Mississippi State (1/22/19)
	9		Hagans, Ashton at Georgia (1/15/19)
	9		Washington, PJ vs North Dakota (11/14/18)
Field Goal Att.	18		Hagans, Ashton at Georgia (1/15/19)
	17		Washington, PJ vs #9/10 Kansas (1/26/19)
	17		Herro, Tyler vs #9/10 North Carolina (12/22/18)
FG Pct (min 5 made)	.889	(8-9)	Johnson, Keldon vs Utah (12/15/18)
	.857	(6-7)	Travis, Reid at #14/12 Auburn (1/19/19)
3-Point FG Made	6		Johnson, Keldon vs Utah (12/15/18)
	4		Herro, Tyler at RV/RV Louisville (12/29/18)
	4		Johnson, Keldon vs #9/10 North Carolina (12/22/18)
	4		Green, Quade vs Monmouth (11/28/18)
	4		Washington, PJ vs North Dakota (11/14/18)
3-Point FG Att.	8		Herro, Tyler vs #9/10 North Carolina (12/22/18)
	8		Herro, Tyler vs Winthrop (11/21/18)
3-Pt FG Pct (min 2 made)	1.000	(3-3)	Washington, PJ at RV/#21 Mississippi State (02/09/19)
	1.000	(3-3)	Washington, PJ at Vanderbilt (1/29/19)
	1.000	(3-3)	Herro, Tyler vs #22/22 Mississippi State (1/22/19)
	1.000	(2-2)	Baker, Jemarl at Vanderbilt (1/29/19)
	1.000	(2-2)	Baker, Jemarl at Georgia (1/15/19)
	1.000	(2-2)	Quickley, Immanuel vs Texas A&M (1/8/19)
	1.000	(2-2)	Baker, Jemarl vs Utah (12/15/18)
Free Throws Made	13		Johnson, Keldon vs Tennessee State (11/23/18)
	12		Washington, PJ vs Seton Hall (12/8/18)
Free Throw Att.	18		Johnson, Keldon vs Tennessee State (11/23/18)
	13		Washington, PJ vs Seton Hall (12/8/18)
	13		Travis, Reid vs #4/3 Duke (11/6/18)
FT Pct (min 3 made)	1.000	(6-6)	Quickley, Immanuel vs VMI (11/18/18)
	1.000	(6-6)	Quickley, Immanuel vs #4/3 Duke (11/6/18)
	1.000	(5-5)	Herro, Tyler vs #22/22 Mississippi State (1/22/19)
	1.000	(5-5)	Herro, Tyler at #14/12 Auburn (1/19/19)
	1.000	(5-5)	Travis, Reid at #14/12 Auburn (1/19/19)
	1.000	(5-5)	Herro, Tyler vs #4/3 Duke (11/6/18)
	1.000	(4-4)	Johnson, Keldon at RV/#21 Mississippi State (02/09/19)
	1.000	(4-4)	Herro, Tyler at Florida (2/2/19)
	1.000	(4-4)	Herro, Tyler at Georgia (1/15/19)
	1.000	(4-4)	Johnson, Keldon vs Texas A&M (1/8/19)
	1.000	(4-4)	Herro, Tyler vs Texas A&M (1/8/19)
	1.000	(4-4)	Johnson, Keldon at RV/RV Louisville (12/29/18)
	1.000	(4-4)	Green, Quade vs Winthrop (11/21/18)
	1.000	(4-4)	Green, Quade vs VMI (11/18/18)
	1.000	(3-3)	Hagans, Ashton vs UNCG (12/1/18)
	1.000	(3-3)	Herro, Tyler vs North Dakota (11/14/18)
Rebounds	19		Richards, Nick vs Southern Illinois (11/9/18)

	18	Washington, PJ vs VMI (11/18/18)
Assists	9	Hagans, Ashton at RV/#21 Mississippi State (02/09/19)
	9	Hagans, Ashton vs #22/22 Mississippi State (1/22/19)
Steals	8	Hagans, Ashton vs #9/10 North Carolina (12/22/18)
	5	Hagans, Ashton vs Texas A&M (1/8/19)
	5	Herro, Tyler vs Monmouth (11/28/18)
	5	Herro, Tyler vs North Dakota (11/14/18)
Blocked Shots	5	Richards, Nick vs #9/10 Kansas (1/26/19)
	4	Richards, Nick at Vanderbilt (1/29/19)
	4	Washington, PJ vs #22/22 Mississippi State (1/22/19)
	4	Washington, PJ at RV/RV Louisville (12/29/18)
	4	Washington, PJ vs Seton Hall (12/8/18)
Turnovers	6	Hagans, Ashton vs South Carolina (2/5/19)
	5	Hagans, Ashton vs Vanderbilt (1/12/19)
	5	Travis, Reid at Alabama (1/5/19)
	5	Hagans, Ashton vs #9/10 North Carolina (12/22/18)
	5	Washington, PJ vs Southern Illinois (11/9/18)
Fouls	5	Washington, PJ at RV/#21 Mississippi State (02/09/19)
	5	Johnson, Keldon vs #22/22 Mississippi State (1/22/19)
	5	Johnson, Keldon vs Vanderbilt (1/12/19)
	5	Johnson, Keldon vs #9/10 North Carolina (12/22/18)
	5	Travis, Reid vs Seton Hall (12/8/18)
	5	Washington, PJ vs Monmouth (11/28/18)
	5	Richards, Nick vs North Dakota (11/14/18)
	5	Washington, PJ vs #4/3 Duke (11/6/18)
Minutes	43	Johnson, Keldon vs Seton Hall (12/8/18)
	38	Herro, Tyler vs #9/10 Kansas (1/26/19)
	38	Travis, Reid vs #9/10 North Carolina (12/22/18)
	37	Herro, Tyler vs #22/22 Mississippi State (1/22/19)
	37	Travis, Reid vs UNCG (12/1/18)





The Automated ScoreBook  
Kentucky Opponent High/Low Analysis (as of Feb 09, 2019)  
All games



OPPONENT INDIVIDUAL GAME HIGHS

Points	35		Parham, Bubba vs VMI (11/18/18)
	33		R.J. Barrett vs #4/3 Duke (11/6/18)
	28		BROWN, Bryce at #14/12 Auburn (1/19/19)
	28		POWELL,MYLES vs Seton Hall (12/8/18)
	28		Zion Williamson vs #4/3 Duke (11/6/18)
Field Goals Made	13		R.J. Barrett vs #4/3 Duke (11/6/18)
	11		Parham, Bubba vs VMI (11/18/18)
	11		Zion Williamson vs #4/3 Duke (11/6/18)
Field Goal Att.	26		R.J. Barrett vs #4/3 Duke (11/6/18)
	20		Parham, Bubba vs VMI (11/18/18)
FG Pct (min 5 made)	.889	(8-9)	BROWN, Bryce at #14/12 Auburn (1/19/19)
	.846	(11-13)	Zion Williamson vs #4/3 Duke (11/6/18)
3-Point FG Made	10		Parham, Bubba vs VMI (11/18/18)
	6		BROWN, Bryce at #14/12 Auburn (1/19/19)
	6		Mack, Tevin at Alabama (1/5/19)
	6		POWELL,MYLES vs Seton Hall (12/8/18)
3-Point FG Att.	16		Parham, Bubba vs VMI (11/18/18)
	11		POWELL,MYLES vs Seton Hall (12/8/18)
3-Pt FG Pct (min 2 made)	1.000	(2-2)	Davis, Tripp vs Tennessee State (11/23/18)
	1.000	(2-2)	Zunic, Kyle vs Winthrop (11/21/18)
	1.000	(2-2)	Falden, Charles vs Winthrop (11/21/18)
Free Throws Made	7		Cam Reddish vs #4/3 Duke (11/6/18)
	6		Lee, Saben at Vanderbilt (1/29/19)
	6		BROWN, Bryce at #14/12 Auburn (1/19/19)
	6		Ingram, Dazon at Alabama (1/5/19)
	6		CALE,MYLES vs Seton Hall (12/8/18)
	6		Quinn, Diago vs Monmouth (11/28/18)
Free Throw Att.	9		Lee, Saben at Vanderbilt (1/29/19)
	8		POWELL,MYLES vs Seton Hall (12/8/18)
	8		Quinn, Diago vs Monmouth (11/28/18)
	8		R.J. Barrett vs #4/3 Duke (11/6/18)
FT Pct (min 3 made)	1.000	(7-7)	Cam Reddish vs #4/3 Duke (11/6/18)
	1.000	(6-6)	BROWN, Bryce at #14/12 Auburn (1/19/19)
	1.000	(6-6)	Ingram, Dazon at Alabama (1/5/19)
	1.000	(6-6)	CALE,MYLES vs Seton Hall (12/8/18)
	1.000	(4-4)	Lawson, Dedric vs #9/10 Kansas (1/26/19)
	1.000	(4-4)	Weatherspoon, Nick vs #22/22 Mississippi State (1/22/19)
	1.000	(4-4)	Chandler, Jay Jay vs Texas A&M (1/8/19)
	1.000	(4-4)	Mekowulu, Christian vs Texas A&M (1/8/19)
	1.000	(4-4)	MCKNIGHT,QUINCY vs Seton Hall (12/8/18)
	1.000	(3-3)	Weatherspoon, Q vs #22/22 Mississippi State (1/22/19)
	1.000	(3-3)	Seventh Woods vs #9/10 North Carolina (12/22/18)
	1.000	(3-3)	Falden, Charles vs Winthrop (11/21/18)
	1.000	(3-3)	Parham, Bubba vs VMI (11/18/18)
Rebounds	15		Lawson, Dedric vs #9/10 Kansas (1/26/19)
	13		Woodard, Robert vs #22/22 Mississippi State (1/22/19)
Assists	7		Tre Jones vs #4/3 Duke (11/6/18)
	6		HARPER, Jared at #14/12 Auburn (1/19/19)
	6		Jones, Herbert at Alabama (1/5/19)
	6		R.J. Barrett vs #4/3 Duke (11/6/18)
Steals	4		MCKNIGHT,QUINCY vs Seton Hall (12/8/18)
	4		Cam Reddish vs #4/3 Duke (11/6/18)
Blocked Shots	3		Hayes, Kevarius at Florida (2/2/19)

	3	Ado, Abdul vs #22/22 Mississippi State (1/22/19)
	3	NZEI,MICHAEL vs Seton Hall (12/8/18)
Turnovers	7	Pickett, Adam vs Winthrop (11/21/18)
	6	MCKNIGHT,QUINCY vs Seton Hall (12/8/18)
Fouls	5	Frink, Alanzo vs South Carolina (2/5/19)
	5	Wetzell, Yanni at Vanderbilt (1/29/19)
	5	Dotson, Devon vs #9/10 Kansas (1/26/19)
	5	Holman, Aric vs #22/22 Mississippi State (1/22/19)
	5	Perry, Reggie vs #22/22 Mississippi State (1/22/19)
	5	MCLEMORE, Anfernee at #14/12 Auburn (1/19/19)
	5	SPENCER, Horace at #14/12 Auburn (1/19/19)
	5	NZEI,MICHAEL vs Seton Hall (12/8/18)
	5	RHODEN,JARED vs Seton Hall (12/8/18)
	5	MAMUKELASHVILI,S vs Seton Hall (12/8/18)
	5	Dickey, James vs UNCG (12/1/18)
	5	Hamilton, Eric vs UNCG (12/1/18)
	5	Traore, Mustapha vs Monmouth (11/28/18)
	5	Ukaegbu, Jermaine vs Winthrop (11/21/18)
	5	Stephens, Jake vs VMI (11/18/18)
	5	Fletcher, Armon vs Southern Illinois (11/9/18)



The Automated ScoreBook  
Kentucky Team Game-by-Game Comparison (as of Feb 09, 2019)  
All games



Opponent	1st	2nd	Score	Mar	Total FG	FG Pct	3-Pointers	3FG Pct	Free Throws	FT Pct	Rebounds	Assist	T/Over	Block	Steal	Fouls
#4/3 Duke	42/59	42/59	84-118	(34)	26-59/43-79	.441/.544	4-17/12-26	.235/.462	28-38/20-29	.737/.690	37/38 (1)	17/22	15/4	5/3	1/10	25/26
SOUTHERN ILLINOIS	31/28	40/31	71-59	+12	24-54/23-56	.444/.411	4-14/5-16	.286/.313	19-27/8-12	.704/.667	48/19 +29	11/13	19/13	6/2	5/7	15/24
NORTH DAKOTA	46/25	50/33	96-58	+38	33-62/19-48	.532/.396	6-13/7-19	.462/.368	24-30/13-18	.800/.722	45/15 +30	15/8	13/20	5/5	12/5	15/19
VMI	48/34	44/48	92-82	+10	29-59/29-62	.492/.468	5-14/19-38	.357/.500	29-35/5-5	.829/1000	43/22 +21	15/14	11/13	6/1	6/2	12/26
WINTHROP	51/37	36/37	87-74	+13	31-55/28-59	.564/.475	7-18/13-28	.389/.464	18-24/5-8	.750/.625	37/22 +15	20/16	19/19	6/0	8/4	16/21
TENNESSEE STATE	35/27	42/35	77-62	+15	23-52/22-54	.442/.407	4-15/6-16	.267/.375	27-41/12-19	.659/.632	37/28 +9	8/11	14/19	5/1	4/5	14/29
MONMOUTH	44/22	46/22	90-44	+46	30-53/16-58	.566/.276	10-24/2-16	.417/.125	20-23/10-16	.870/.625	40/25 +15	15/4	14/16	5/2	8/6	16/21
UNCG	37/40	41/21	78-61	+17	28-58/24-67	.483/.358	5-12/7-20	.417/.350	17-24/6-10	.708/.600	46/30 +16	12/7	17/11	4/3	5/8	15/17
Seton Hall	31/25	39/45	83-84	(1)	27-62/27-59	.435/.458	5-20/11-26	.250/.423	24-30/19-26	.800/.731	38/35 +3	14/15	15/16	7/5	3/8	21/25
UTAH	41/27	47/34	88-61	+27	34-58/24-54	.586/.444	12-21/7-23	.571/.304	8-12/6-8	.667/.750	23/31 (8)	13/12	6/18	5/2	6/2	10/15
#9/10 North Carolina	40/31	40/41	80-72	+8	28-65/27-63	.431/.429	9-26/7-18	.346/.389	15-22/11-16	.682/.688	44/33 +11	24/18	18/18	8/3	12/8	19/19
RV/RV Louisville	35/27	36/31	71-58	+13	29-57/20-55	.509/.364	6-20/5-20	.300/.250	7-11/13-19	.636/.684	34/33 +1	11/7	9/12	8/2	9/5	21/12
Alabama	40/38	35/39	75-77	(2)	28-65/27-59	.431/.458	5-18/10-23	.278/.435	14-17/13-17	.824/.765	32/40 (8)	14/14	11/17	1/4	7/2	15/16
TEXAS A&M	46/34	39/40	85-74	+11	29-56/27-56	.518/.482	6-18/8-17	.333/.471	21-23/12-13	.913/.923	28/29 (1)	16/8	12/19	5/3	11/8	13/19
VANDERBILT	28/30	28/17	56-47	+9	22-44/17-47	.500/.362	4-16/7-25	.250/.280	8-14/6-12	.571/.500	38/21 +17	10/6	15/12	5/4	5/4	14/14
Georgia	35/31	34/18	69-49	+20	28-64/17-56	.438/.304	4-11/4-27	.364/.148	9-11/11-16	.818/.688	43/35 +8	14/12	10/14	4/4	8/5	14/15
#14/12 Auburn	35/27	47/53	82-80	+2	26-48/26-56	.542/.464	6-15/13-30	.400/.433	24-33/15-20	.727/.750	33/26 +7	14/17	13/11	2/4	7/5	20/25
#22/22 MISSISSIPPI STATE	34/26	42/29	76-55	+21	26-59/19-61	.441/.311	8-16/3-20	.500/.150	16-22/14-18	.727/.778	43/36 +7	14/5	16/15	8/6	8/8	17/18
#9/10 KANSAS	30/33	41/30	71-63	+8	25-64/23-63	.391/.365	4-18/9-23	.222/.391	17-23/8-11	.739/.727	49/36 +13	14/9	11/8	8/2	4/4	13/21
Vanderbilt	45/15	42/37	87-52	+35	30-54/17-46	.556/.370	10-17/9-24	.588/.375	17-23/9-18	.739/.500	29/29 -	18/10	7/20	6/3	7/2	20/19
Florida	29/33	36/21	65-54	+11	23-56/22-63	.411/.349	6-21/5-19	.286/.263	13-16/5-10	.813/.500	46/34 +12	13/7	12/9	2/6	4/7	12/15
SOUTH CAROLINA	39/28	37/20	76-48	+28	25-61/19-53	.410/.358	5-16/5-17	.313/.294	21-27/5-14	.778/.357	50/27 +23	11/10	14/19	1/2	11/6	17/19
RV/#21 Mississippi State	40/25	31/42	71-67	+4	27-57/23-53	.474/.434	7-18/7-16	.389/.438	10-17/14-18	.588/.778	35/28 +7	13/7	9/9	4/6	4/7	18/19

Note: Game totals are displayed in the format TEAM/OPPONENT for each category