



# KENTUCKY

## WOMEN'S BASKETBALL®



### Kentucky Wildcats vs. LSU Tigers

Sunday, Feb. 24 - 2 p.m. ET - SEC Network+  
Memorial Coliseum (8,500) - Lexington, Ky.

UK Athletics Communication and Public Relations · (859) 257-3838 · [www.ukathletics.com](http://www.ukathletics.com)  
Evan Crane ([wesley.crane@uky.edu](mailto:wesley.crane@uky.edu)) and Cami Moore ([camiran.moore@uky.edu](mailto:camiran.moore@uky.edu))

**TV - SEC Network+**  
PBP: Jeff Piccoro  
Analyst: Christi Thomas

**Radio - UK Sports Network**  
PBP: Darren Headrick  
630 AM (Lexington)

**Live Stats**  
[kentucky.statbroadcast.com](http://kentucky.statbroadcast.com)  
password: gocats1819  
(home games only)

**Tickets (home games)**  
[ukathleticstix.com](http://ukathleticstix.com)  
Reserved - \$10  
General Admission - \$8  
Kids/Seniors - \$5

**Follow the Cats - #poWER**  
Twitter: @KentuckyWBB  
Instagram: @KentuckyWBB  
Facebook: /KentuckyWBB

### 2018-19 KENTUCKY WBB SCHEDULE

#### November 2018

2	LINCOLN MEMORIAL <sup>[EXH]</sup>		W, 101-64
7	ALABAMA STATE	SEC Network+	W, 87-35
11	SOUTHERN	SEC Network+	W, 91-41
15	VIRGINIA*	SEC Network	W, 63-51
18	HIGH POINT	SEC Network+	W, 71-49
22	#17/17 South Florida <sup>(N1)</sup> [A]	FloHoops	W, 85-63
23	(rv) UCLA <sup>(N1)</sup> [H]	FloHoops	W, 75-74 (ot)
24	North Carolina <sup>(N1)</sup> [H]	FloHoops	W, 85-75
28	MOREHEAD STATE	SEC Network+	W, 87-57

#### December 2018

6	RHODE ISLAND	SEC Network+	W, 75-52
9	at #5/4 Louisville	ACC Network Extra	L, 75-80
15	MIDDLE TENNESSEE	SEC Network+	W, 72-55
18	WESTERN CAROLINA	SEC Network+	W, 99-39
21	MURRAY STATE	SEC Network+	W, 88-49
29	SACRED HEART	SEC Network+	W, 71-43

#### January 2019

3	VANDERBILT*	SEC Network+	W, 77-55
6	at #7/6 Mississippi State*	SEC Network	L, 86-71
10	at #13/13 Tennessee*	SEC Network	W, 73-71
13	OLE MISS*	SEC Network	L, 55-49
17	at LSU*	SEC Network+	W, 64-60
24	#25/rv MISSOURI*	SEC Network	W, 52-41
27	at #24/25 Texas A&M*	SEC Network	L, 73-71
31	#16/18 SOUTH CAROLINA*	SEC Network	L, 74-70

#### February 2019

3	FLORIDA**	ESPNU	W, 62-51
7	at Auburn*	SEC Network+	W, 78-68
11	at Alabama*	SEC Network	W, 68-53
17	ARKANSAS*	SEC Network+	W, 61-59
21	at #13/13 South Carolina*	SEC Network	W, 65-57
24	LSU*	SEC Network+	2 p.m.
28	#21/22 TEXAS A&M*	SEC Network+	7 p.m.

#### March-April 2019

3	at Georgia*	SEC Network	1 p.m.
6-10	SEC Tournament (N2)		TBD
22-25	NCAA First & Second Rounds (N3)		TBD
29-A1	NCAA Regionals (N4)		TBD
A 5-7	NCAA Final Four (N5)		TBD

\* denotes SEC game; All game times are EASTERN STANDARD TIME and subject to change due to TV selection.; All home games are ALL CAPS and will be played at Memorial Coliseum unless noted otherwise.; # denotes game at Rupp Arena; N1 – U.S. Virgin Islands Paradise Jam (multi-team event) – University of the Virgin Islands' Sports & Fitness Center (St. Thomas, U.S. Virgin Islands); N2 – SEC Tournament – Greenville, S.C. (Bon Secours Wellness Arena); N3 – NCAA First & Second Rounds – TBD; N4 – NCAA Regionals – Albany, N.Y. (Times Union Center), Chicago, Ill. (Wintrust Arena), Greensboro, N.C. (Greensboro Coliseum), Portland, Ore. (Moda Center); N5 – NCAA Final Four – Tampa Bay, Fla. (Amalie Arena)



**Record:** 22-5, 9-4 SEC | **Home:** 14-2  
**Away:** 5-3 | **Neutral:** 3-0  
**Ranking:** No. 16 (AP)/No. 17 (Coaches)  
**Last Game:** X, 65-57 at S. Carolina (2/21)  
**Coach:** Matthew Mitchell (Miss. State, 1995)  
**Overall:** 308-151 (.671) (14th season)  
**at UK:** 278-122 (.695) (12th season)



**Record:** 16-9, 7-6 SEC | **Home:** 11-5  
**Away:** 5-4 | **Neutral:** 0-0  
**Ranking:** Not ranked  
**Last Game:** W, 69-51 vs. Florida (2/21)  
**Coach:** Nikki Fargas (Tennessee, 1994)  
**Overall:** 220-128 (.632) (11th season)  
**at LSU:** 148-102 (.592) (8th season)

### QUICK NOTES

- Kentucky is in its 45th season with a 820-537 (.604) all-time record.
- The Wildcats have had great success in Memorial Coliseum, sitting at 452-158 (.740) overall in the historic building, including a 161-29 (.847) mark under head coach Matthew Mitchell.
- UK has won 22 games this season marking the ninth time in Matthew Mitchell's 12-year tenure that the Wildcats have won 20+ games. Prior to Mitchell's tenure, UK had 10 20-win seasons in 33 years of varsity basketball.
- UK's five-game SEC win streak is the best active streak in the league.
- UK is 15-0 this year when shooting a higher percentage from the field than its opponent and 5-0 when they shoot 50% or higher.
- Kentucky won the 2018 Paradise Jam Island Division with a 3-0 record and wins over then-No. 17 South Florida, (rv) UCLA and UNC.
- UK has been impressive from long range this season, averaging 7.5 3-pointers per game. Currently, UK has hit 202 3s this season which ranks third most in program history. The Wildcats need 38 more 3s this season to tie the program record and are on pace to break it.
- Kentucky has forced 588 turnovers this season averaging 21.8 turnovers forced per game and have scored 618 points off those miscues. The Cats +8.3 turnover margin is fifth in the nation. UK also ranks 13th in the nation and second in the SEC with 292 steals.
- Three Wildcats are averaging 12 points or more per game this season including freshman guard Rhyne Howard who is averaging 16.8 points per game with a team-best 6.8 rebounds per game. Senior guard Maci Morris is averaging 15.8 points per game with a team-best 65 3-pointers, while fellow senior Taylor Murray is averaging 12.7 points per game and leads UK in assists and steals.
- In 45 years, Kentucky has 92 wins over ranked opponents, including 51 of those wins coming under Mitchell.
- Matthew Mitchell became UK WBB's all-time winningest head coach in March of 2013 and now has 278 career wins at UK. Including the storied history of the UK MBB program, he is the fifth Kentucky Basketball head coach to win 250 games with the Wildcats joining Adolph Rupp, Joe B Hall, Tubby Smith and John Calipari.



## 2018-19 KENTUCKY WBB ROSTER

### NUMERICAL

No.	Name	Pos.	Cl.	Ht.	Hometown/High School/Previous College
0	LaShae Halsel	F	Sr.	6-0	Bowling Green, Ky./Warren Central HS
1	Sabrina Haines	G	R-Jr.%	5-10	Phoenix, Ariz./Desert Vista HS/Arizona State
2	Paige Poffenberger	G	Sr.	5-8	Morgantown, W.Va./Morgantown HS
3	KeKe McKinney	F	So.	6-1	Knoxville, Tenn./Fulton HS
4	Maci Morris	G	Sr.	6-0	Pineville, Ky./Bell County HS
5	Blair Green	G	Fr.	6-0	Harlan, Ky./Harlan County HS
10	Rhyne Howard	G	Fr.	6-2	Cleveland, Tenn./Bradley Central HS
12	Amanda Paschal	G	R-Jr.	5-7	Brooklyn, N.Y./Chipleys HS/Gulf Coast State
14	Tatyana Wyatt	F	So.	6-2	Columbus, Ga./Columbus HS
15	Chasity Patterson	G	So.	5-5	Houston, Texas/North Shore HS/Texas
20	Dorie Harrison	C	So.	6-3	Nashville, Tenn./Hillsboro HS
21	Ogechi Anyagaligbo	F	R-Jr.	6-1	Miami, Fla./Miami Country Day/Stony Brook
23	Kameron Roach	G	So.	5-6	Hopkins, S.C./Lower Richland HS
24	Taylor Murray	G	Sr.	5-6	Odenton, Md./Annapolis Area Christian
32	Jaida Roper	G	Jr.	5-6	Memphis, Tenn./Houston HS
44	Nae Nae Cole	C	R-Jr.%	6-3	Gainesville, Va./Paul VI HS/NC State

### ALPHABETICAL

No.	Name	Pos.	Cl.	Ht.	Hometown/High School/Previous College
21	Ogechi Anyagaligbo	F	R-Jr.	6-1	Miami, Fla./Miami Country Day/Stony Brook
44	Nae Nae Cole	C	R-Jr.%	6-3	Gainesville, Va./Paul VI HS/NC State
5	Blair Green	G	Fr.	6-0	Harlan, Ky./Harlan County HS
1	Sabrina Haines	G	R-Jr.%	5-10	Phoenix, Ariz./Desert Vista HS/Arizona State
0	LaShae Halsel	F	Sr.	6-0	Bowling Green, Ky./Warren Central HS
20	Dorie Harrison	C	So.	6-3	Nashville, Tenn./Hillsboro HS
10	Rhyne Howard	G	Fr.	6-2	Cleveland, Tenn./Bradley Central HS
3	KeKe McKinney	F	So.	6-1	Knoxville, Tenn./Fulton HS
4	Maci Morris	G	Sr.	6-0	Pineville, Ky./Bell County HS
24	Taylor Murray	G	Sr.	5-6	Odenton, Md./Annapolis Area Christian
12	Amanda Paschal	G	R-Jr.	5-7	Brooklyn, N.Y./Chipleys HS/Gulf Coast State
15	Chasity Patterson	G	So.	5-5	Houston, Texas/North Shore HS/Texas
2	Paige Poffenberger	G	Sr.	5-8	Morgantown, W.Va./Morgantown HS
23	Kameron Roach	G	So.	5-6	Hopkins, S.C./Lower Richland HS
32	Jaida Roper	G	Jr.	5-6	Memphis, Tenn./Houston HS
14	Tatyana Wyatt	F	So.	6-2	Columbus, Ga./Columbus HS

% denotes player will sit out 2018-19 season due to NCAA transfer rules

### Coaching Staff

**Head Coach:** Matthew Mitchell (Mississippi State, 1995) – 14th season, 12th as Kentucky Head Coach

**Associate Head Coach:** Kyra Elzy (Tennessee, 1999, 2001) – 3rd season, 7th at Kentucky

**Assistant Coach:** Niya Butts (Tennessee, 2000; Tennessee Tech, 2002) – 3rd season, 8th at Kentucky

**Assistant Coach:** Amber Smith (Kentucky, 2011) – 1st season, 8th at Kentucky (player/support staff)

### Support Staff

**Assistant Athletics Director/Women's Basketball:** Amy Tilley (Kentucky, 2007; ECU, 2011 & 2014)

**Special Assistant to the Head Coach:** Lin Dunn (UT Martin, 1969)

**Sr. Associate AD/Women's Basketball Admin.:** Rachel Baker (Berea College, 1999; Ohio State, 2001)

**Director of Recruiting:** Aisha Foy (Radford, 2016; Southeast Missouri State, 2018)

**Recruiting Assistant:** Jackie Clark (Kentucky, 2015; Kentucky, 2017)

**Coaching Video Coordinator:** Daniel Boice (Arizona, 2014, 2016)

**Staff Support Associate:** Carrie Marshall (Kentucky, 2003)

**Creative Director:** Kim Troxall (SCAD, 1994)

**Senior Athletic Trainer:** Courtney Jones (Purdue, 2001)

**Nutrition Coach:** Monica Fowler (Kentucky, 2010)

**Team Physician:** Dr. Robert Hosey (Virginia Tech, 1989)

**Strength & Conditioning Coach:** John Spurlock (Hanover College, 2005)

**Academic Counselor:** Tiffany Hayden (Kentucky, 2001; Louisville, 2009)

**Media Relations Director:** Evan Crane (Kentucky, 2010)

**Media Relations Assistant:** Cami Moore (Kentucky, 2018)

**Equipment Manager:** Kortez Wilson (Kentucky, 2014)

### BY CLASS

#### Seniors (4)

LaShae Halsel

Maci Morris

Taylor Murray

Paige Poffenberger

#### Juniors (5)

Ogechi Anyagaligbo

Nae Nae Cole

Sabrina Haines

Amanda Paschal

Jaida Roper

#### Sophomores (5)

Dorie Harrison

KeKe McKinney

Chasity Patterson

Kameron Roach

Tatyana Wyatt

#### Freshmen (2)

Blair Green

Rhyne Howard

### BY HEIGHT

5-5	Chasity Patterson
5-6	Taylor Murray
	Jaida Roper
	Kameron Roach
5-8	Paige Poffenberger
5-7	Amanda Paschal
5-10	Sabrina Haines
6-0	Maci Morris
	LaShae Halsel
	Blair Green
6-1	Ogechi Anyagaligbo
	KeKe McKinney
6-2	Tatyana Wyatt
	Rhyne Howard
6-3	Dorie Harrison
	Nae Nae Cole

### PRONUNCIATION

#### Ogechi Anyagaligbo

(oh-GECH-ee on-ya-gull-LEE-bo)

#### LaShae Halsel (luh-SHAY HALL-sull)

#### Jaida Roper (JAY-duh)

#### Rhyne Howard (RYAN)

#### Tatyana Wyatt (TOT-e-on-uh)

#### Amanda Paschal (PAS-kel)





# 2018-19 RADIO/TELEVISION CHART




**LASHAE HALSEL** **0**

6-0 • Sr. • F  
Bowling Green, Ky.  
(Warren Central HS)




**SABRINA HAINES** **1**

5-10 • R-Jr. • TR • G  
Phoenix, Ariz.  
(Arizona St./Desert Vista HS)



**PAIGE POFFENBERGER** **2**

5-8 • Sr. • G  
Morgantown, W.Va.  
(Morgantown HS)




**KEKE MCKINNEY** **3**

6-1 • So. • F  
Knoxville, Tenn.  
(Fulton HS)




**MACI MORRIS** **4**

6-0 • Sr. • G  
Pineville, Ky.  
(Bell County HS)



**BLAIR GREEN** **5**

6-0 • Fr. • G  
Harlan, Ky.  
(Harlan County HS)



**RHYNE HOWARD** **10**

6-2 • Fr. • G  
Cleveland, Tenn.  
(Bradley Central HS)




**AMANDA PASCHAL** **12**

5-7 • R-Jr. • G  
Brooklyn, N.Y.  
(Chipley HS/Gulf Coast St. JC)




**TATYANA WYATT** **14**

6-2 • So. • F  
Columbus, Ga.  
(Columbus HS)




**CHASITY PATTERSON** **15**

5-5 • So. • G  
Houston, Texas  
(North Shore HS/Texas)




**DORIE HARRISON** **20**

6-3 • So. • C  
Nashville, Tenn.  
(Hillsboro HS)




**OGECHI ANYAGALIGBO** **21**

6-1 • R-Jr. • F  
Miami, Fla.  
(Miami County Day HS/Stony Brook)




**KAMERON ROACH** **23**

5-6 • So. • G  
Hopkins, S.C.  
(Lower Richland HS)




**TAYLOR MURRAY** **24**

5-6 • Sr. • G  
Odenton, Md.  
(Annapolis Area Christian HS)




**JAIDA ROPER** **32**

5-6 • Jr. • G  
Memphis, Tenn.  
(Houston HS)



**NAE NAE COLE** **44**

6-3 • R-Jr. • TR • C  
Gainesville, Va.  
(NC State/Paul VI HS)



**MATTHEW MITCHELL** **HC**

Head Coach  
12th Season  
Louisville, Miss.




**KYRA ELZY** **AHC**

Associate Head Coach  
(7th overall at UK)  
LaGrange, Ky.



**NIYA BUTTS** **AC**

Assistant Coach  
(8th overall at UK)  
Americus, Ga.



**AMBER SMITH** **AC**

Assistant Coach  
(8th overall at UK)  
Winter Haven, Fla.



## **TAYLOR MURRAY • 5-6 • SENIOR • GUARD • ODENTON, MD.**

- Top 10 semifinalist for Naismith National Defensive Player of the Year ranking top 10 nationally and first in the SEC in steals with 86.
- Has 1,292 career points ranking 20th most in program history while her 424 career assists ranks 7th most and 270 career steals ranks 6th most.
- Paradise Jam All-Tournament Team, National Player of the Week by College Sports Madness (11/26) and SEC Player of the Week (11/27).



## **MACI MORRIS • 6-0 • SENIOR • GUARD • BELL COUNTY, KY.**

- Leads SEC and ranks 15th nationally in 3PFG% while her 65 makes rank fourth in the SEC. She has hit at least one 3 in 104 of 123 career games.
- Has 1,620 career points which ranks 6th most all-time in school history. She needs 170 more points to tie Makayla Epps for 5th all-time.
- Has hit 242 career 3s which ranks second most in program history and currently sits first in 3-point FG percentage in program history at .409.



## **RHYNE HOWARD • FRESHMAN • GUARD • CLEVELAND, TENN.**

- Scored game-high 23 points at Alabama going 9-of-14 from the field with four 3s. Has hit 5+ 3s in five games this season and 4+ in seven games.
- Game-winning jumper and steal vs. Arkansas with 1.3 left scoring 18 points with 14 rebounds. Has scored 15+ points in 21 games and 20+ in 8 games.
- Most 3s by a freshman in school history. Third-most points by a rookie with 438. League record holder with 7 SEC Freshman of the Week honors.



## **KEKE MCKINNEY • 6-1 • SOPHOMORE • FORWARD • KNOXVILLE, TENN.**

- Scored 9 points with seven rebounds at Texas A&M. Has five or more rebounds in five of her last seven games, including 10 boards vs. S. Carolina.
- Scored six points with five rebounds, three steals and three assists at LSU. Scored the final four points of the game, including game-winning 3.
- Career game against Middle Tennessee with a career-best 13 points and five blocks. Leads UK this season with 27 blocks.



## **TATYANA WYATT • 6-2 • SOPHOMORE • FORWARD • COLUMBUS, GA.**

- Great game against Missouri scoring 11 points with six rebounds, hitting a big 3-pointer in the 4th quarter. Eight+ points in 3 of last 6 games.
- Scored 10 points against Alabama going 4-of-9 from the field with two rebounds and two steals.
- Scored nine points at highly ranked Mississippi State in 21 minutes of action. Had nine points with three rebounds in just 15 minutes at LSU.



## **LASHAE HALSEL • 6-0 • SENIOR • FORWARD • BOWLING GREEN, KY.**

- Impressed the coaches during open tryouts and received a walk-on spot in the fall of 2016 and was given a scholarship in the summer of 2018.
- Played in 10 games during the 2017-18 season scoring in four games with a rebound in three games.
- Has played in 26 career games during her time with Kentucky scoring 12 career points.



## **SABRINA HAINES • 5-10 • RS-JUNIOR • GUARD • PHOENIX, ARIZ.**

- Electric guard that will be a scoring threat when she returns to the court after sitting out the 2018-19 season due to NCAA transfer rules.
- Transferred to Kentucky from Arizona State in June of 2018 and spent the summer working out with the team as she returns from a knee injury.
- Played in 75 career games with 38 starts at Arizona State before her third season was cut short after only nine games due to injury.



## **PAIGE POFFENBERGER • 5-8 • SENIOR • GUARD • MORGANTOWN, W.VA.**

- Medically retired from the game of basketball prior to the start of the 2018-19 season but is still in the program and with the team.
- Joined the program as a walk-on in the fall of 2016 and immediately impressed the coaching staff with her hard-nosed style of play.
- Played in 35 career games the last two seasons, averaging 5.6 minutes per game and scoring 32 total points.



## **BLAIR GREEN • 6-0 • FRESHMAN • GUARD • HARLAN COUNTY, KY.**

- Was a perfect 5-of-5 from the field and 2-of-2 from long range at Auburn scoring 12 points with three rebounds, a block and an assist.
- Played a season-high 33 minutes against Florida scoring eight points with five rebounds and two steals playing at the top of UK's press.
- Scored 13 points in the season opener, which was tied for the seventh most points by a UK player in their varsity debut in program history.



## **AMANDA PASCHAL • 5-7 • RS-JUNIOR • GUARD • BROOKLYN, N.Y.**

- Played 27 minutes against Florida recording a career-high nine rebounds with six points and one steal.
- Scored three points - hitting a 3 to start the game at LSU - with four rebounds, four assists and two steals in a career-high 36 minutes.
- Had a great game against HPU with six points, three rebounds, three assists and a steal.



## **CHASITY PATTERSON • 5-6 • SOPHOMORE • GUARD • HOUSTON, TEXAS**

- Mid-year transfer from Texas who will have to sit out the 2018-19 season but be eligible following the fall semester of 2019.
- The top ranked point guard in the class of 2017 according to ESPN.com and the Big 12 Preseason Freshman of the Year last season at Texas.
- Incredible high school career at North Shore High School in Houston where she finished as the school's all-time leading scorer with 3,177 points.



## **DORIE HARRISON • 6-3 • SOPHOMORE • CENTER • NASHVILLE, TENN.**

- Is out indefinitely for personal health reasons with no timetable on her return.
- Played in 32 games with eight starts last season averaging 6.7 points and 3.8 rebounds per game. Had 10 or more points in eight games.
- Was named the SEC Freshman of the Week once last season after 15 points, five rebounds vs. Alabama and 16 points, four boards vs. Arkansas.



## **OGECHI ANYAGALIGBO • 6-1 • RS-JUNIOR • FORWARD • MIAMI, FLA.**

- Career night against Tennessee with 13 points on 6-of-7 shooting with three rebounds and one steal in 24 minutes. Miss UF and AU due to illness.
- Six points on 3-of-3 shooting against USF adding three rebounds in 22 minutes of action. Missed time after game due to ankle injury.
- Had six points, three rebounds and an assist going 3-of-4 from the field against Southern and a UK career-best 10 rebounds against Murray State.



## **KAMERON ROACH • 5-6 • SOPHOMORE • GUARD • HOPKINS, S.C.**

- Played six minutes in the season opener with four points and four rebounds adding an assist and three steals.
- Played in 15 games last season as a freshman averaging 7.3 minutes per game.
- Saw a season-high 16 minutes against Sacramento State with three assists, one steal and six points going 4-of-4 from the charity stripe.



## **JAIDA ROPER • 5-6 • JUNIOR • GUARD • MEMPHIS, TENN.**

- Played 27 minutes at Tennessee and scored 10 points with three assists hitting a huge 3-pointer with under a minute to go to seal the UK win.
- Spark plug for UK against USF with 13 points, three rebounds and two 3s, while she went 3-of-4 from long range against UCLA with nine points.
- Scored a career-high 15 points on 5-of-8 shooting against Murray State adding six assists. Career-best seven assists against WCU.



## **NAE NAE COLE • 6-3 • RS-JUNIOR • CENTER • GAINESVILLE, VA.**

- Transferred after three years at NC State in May 2018 and spent the summer impressing the coaching staff with her work ethic.
- Strong, physical post player that will help give the Wildcats depth in practice as she sits out the 2018-19 year due to NCAA transfer rules.
- Played in 61 career games for the Wolfpack from 2015 to 2018 averaging 7.0 minutes per game during her career.



## NATIONAL POLLS

### THE ASSOCIATED PRESS TOP 25

1	Baylor(26)	23-1	698
2	Oregon(2)	24-1	672
3	UConn	23-2	638
4	<b>Louisville</b>	<b>23-2</b>	<b>610</b>
5	Notre Dame	23-3	596
6	<b>Mississippi State</b>	<b>23-2</b>	<b>555</b>
7	Stanford	21-4	475
8	Maryland	23-3	458
9	NC State	22-2	455
10	Iowa	21-5	439
11	Marquette	22-4	437
12	Oregon State	20-5	413
13	<b>South Carolina</b>	<b>19-6</b>	<b>398</b>
14	Miami	22-5	350
15	Gonzaga	23-3	275
16	<b>Kentucky</b>	<b>21-5</b>	<b>261</b>
17	Arizona State	18-6	247
18	Syracuse	19-6	232
19	Texas	20-6	225
20	Iowa State	19-6	155
21	<b>Texas A&amp;M</b>	<b>19-6</b>	<b>117</b>
22	Florida State	21-5	106
23	South Dakota	23-3	90
24	Drake	19-5	40
25	Rice	22-3	30

Other UK opps receiving votes: **Missouri 29, UCLA 9**

### USA TODAY/COACHES PRESEASON TOP 25

1	Baylor(32)	23-1	800
2	UConn	23-2	750
3	Oregon	24-2	714
4	Notre Dame	24-3	697
	<b>Louisville</b>	<b>23-2</b>	<b>697</b>
6	<b>Mississippi State</b>	<b>23-2</b>	<b>637</b>
7	Stanford	21-4	568
8	Oregon State	21-5	561
9	Maryland	23-3	526
10	Iowa	21-5	513
11	Marquette	22-4	456
12	NC State	22-3	448
13	<b>South Carolina</b>	<b>19-6</b>	<b>403</b>
14	Miami	22-5	392
15	Arizona State	18-6	337
16	Gonzaga	23-3	318
17	<b>Kentucky</b>	<b>21-5</b>	<b>307</b>
18	Syracuse	19-6	272
19	Texas	20-6	225
20	Florida State	21-5	170
21	Iowa State	19-6	138
22	<b>Texas A&amp;M</b>	<b>19-6</b>	<b>136</b>
23	South Dakota	23-3	120
24	Drake	19-5	58
25	<b>Missouri</b>	<b>19-8</b>	<b>54</b>

Other UK opps receiving votes: **UCLA 1**

### WEEK-BY-WEEK

DATE	AP	COACHES
Preseason	NR	RV
Nov. 12	NR	no poll
Nov. 19	NR	RV
Nov. 26	25	25
Dec. 3	19	19
Dec. 10	18	20
Dec. 17	18	18
Dec. 24	18	17
Dec. 31	16	15
Jan. 7	16	16
Jan. 14	16	15
Jan. 21	15	12
Jan. 28	19	15
Feb. 4	19	17
Feb. 11	17	18
Feb. 18	16	17

## BY THE BIG BLUE NUMBERS

career points for Maci Morris ranking 6th all-time at UK

career points for Taylor Murray ranking 20th all-time at UK

wins in Kentucky Women's Basketball history

career assists for Taylor Murray ranking top-10 in program history

wins by Coach Mitchell in his 12 seasons at Kentucky

career steals for Taylor Murray ranking 7th most in program history

career 3s by Maci Morris which ranks 2nd most in program history

percent graduation rate under Coach Mitchell

number of ranked teams UK had defeated under Coach Mitchell

players have received All-SEC honors under Coach Mitchell

straight semesters with a overall team GPA above a 3.0

straight seasons ranking top 15 in national attendance

NCAA Tournament appearances under Coach Mitchell

Sweet 16 appearances under Coach Mitchell





## KENTUCKY'S RECORD WHEN ...

	ALL	SEC
Leading or tied at halftime	18-2	7-1
Trailing at halftime	3-4	2-3
Shoot 50 percent or higher	5-0	2-0
Shoot 60 percent or higher	0-0	0-0
Shoot less than 50 percent	16-5	7-4
Shoot higher percentage than opp.	15-0	6-0
Shoot lower percentage than opp	7-5	3-4
Opp. shoot worse than 50 percent	20-2	8-3
Opp. shoot 50 percent or higher	2-2	1-1
Opp. shoot 60 percent or higher	0-0	0-0
Score less than 60 points	1-1	1-1
Score 60 or more points	20-4	8-3
Score 70 or more points	15-4	3-3
Score 80 or more points	7-0	0-0
Score 90 or more points	2-0	0-0
Score 100 or more points	0-0	0-0
Opp. score 30 or less points	0-0	0-0
Opp. score 40 or less points	2-0	0-0
Opp. score 50 or less points	7-1	1-1
Opp. score 60 or less points	17-1	7-1
Opp. score 70 or less points	19-1	8-1
Opp. score 80 or less points	22-4	9-3
Opp. score 60 or more points	6-4	3-3
Opp. score 70 or more points	3-4	1-3
Opp. score 80 or more points	0-2	0-1
Opp. score 90 or more points	0-0	0-0
Outrebound or same as opponent	11-2	3-1
Outrebounded by opponent	11-3	6-3
Commit fewer turnovers than opp.	20-4	7-4
Commit same turnovers as opp.	1-0	1-0
Commit more turnovers than opp.	1-1	1-0
Commit single digit turnovers	3-0	3-0
Force 20 or more turnovers	14-1	6-1
Force 25 or more turnovers	8-0	1-0
Make 6 or more 3-pointers	16-5	5-4
Make 5 or fewer 3-pointers	6-0	4-0
Opp. make 6 or more 3-pointers	4-1	2-1
Opp. make 5 or fewer 3-pointers	18-4	7-3
Game decided by 10 pts or less:	6-4	4-3
Game decided by 1-5 pts:	4-3	3-2
Game decided by 6-10 pts:	3-1	2-1
Game decided by 11-15 pts:	4-1	3-1
Game decided by 16+ pts:	11-0	1-0
Overtime games:	0-0	0-0
Televised games:	22-5	9-4
SEC Network+	13-0	4-0
ESPNU	1-0	1-0
ESPN2	0-0	0-0
ESPN3	0-0	0-0
SEC Network	5-4	4-4
FloHoops	3-0	0-0
ACC Network Extra	0-1	0-0
Games vs. AP ranked opponents:	4-4	3-3
Games vs. AP Top 10	0-2	0-1
Games following a loss:	4-1	3-1
Games following a win:	17-4	6-3
More points in the paint than opp.:	11-0	3-0
Fewer points in the paint than opp.:	10-5	5-4
Same points in the paint than opp.:	1-0	1-0
More points off turnovers:	18-1	6-0
Fewer points off turnovers:	2-3	2-3
Same points off turnovers:	2-1	1-1
More bench points than opp.:	19-3	6-3
Fewer bench points than opp.:	2-1	2-0
Same bench points as opp.:	1-1	1-1
More 2nd-chance points than opp.:	16-2	5-1
Fewer 2nd-chance points than opp.:	5-4	3-4
Same 2nd-chance points as opp.:	0-0	0-0
One UK player scores 10+:	0-1	0-1
Two UK players score 10+:	3-2	3-2
Three UK players score 10+:	13-2	6-1
Four UK players score 10+:	5-0	0-0
Five UK players score 10+:	0-0	0-0
Six UK players score 10+:	1-0	0-0
Seven UK players score 10+:	0-0	0-0
Eight UK players score 10+:	0-0	0-0
On Monday:	1-0	1-0
On Tuesday:	1-0	0-0
On Wednesday:	1-0	0-0
On Thursday:	9-1	6-1
On Friday:	2-0	0-0
On Saturday:	3-0	0-0
On Sunday:	4-4	2-3
In November:	8-0	0-0
In December:	5-1	0-0
In January:	4-4	4-4
In February:	5-0	5-0
In March:	0-0	0-0
In April:	0-0	0-0

## GAME NOTES

### SERIES HISTORY VS. LSU

- LSU leads the all-time series in games played against Kentucky, 33-16, including a 12-7 mark in games played in Lexington. UK has won four of the last five games in the series. Last year, LSU took down UK 72-70 inside Rupp Arena but earlier this season UK won at LSU, 64-60. The Wildcats played without Taylor Murray and Rhyne Howard in the game.
- The home team had won seven straight in the series but the road team has won each of the last three meetings.

### SENIOR DAY HISTORY AT UK

- Sunday's game against LSU will be UK's annual Senior Day game as the program honors seniors Paige Poffenberger, LaShae Halsel, Maci Morris and Taylor Murray for their hard work and dedication to the program.
- Kentucky is 32-11 all-time in regular-season home finales (1974-75 season not included). The Cats have won 12 of their last 15 games on "Senior Day."

### WILDCATS GETS HUGE ROAD WIN AT NO. 13 SOUTH CAROLINA

- For the first time since 2012, the Wildcats earned a key road win at South Carolina, defeating the Gamecocks 65-57 on Thursday. UK trailed 43-40 heading into the fourth quarter and outscored USC 25-14 to get the win. Rhyne Howard and Taylor Murray each had 17 points with Howard hitting two 3s and getting three steals while Murray had eight rebounds, five assists and four steals.
- In the second quarter, with UK leading by one, Howard went on an 8-0 run all by herself to push the Cats' lead to nine with 4:21 to go. UK held on to a six-point lead at the half, 30-24, as Howard led all scorers with 10. The 24 points by South Carolina were the fewest points scored in either half this season. UK held the Gamecocks to a season low 57 points.
- The Cats hit 13-of-14 free throws in the game (92.9 percent), their highest percentage of the season.

### HOWARD'S GAME-WINNING SHOT, STEAL LIFT CATS PAST ARKANSAS

- After hitting 52% from the field against Auburn and 46% against Alabama, Kentucky struggled from the field against Arkansas hitting just 34% but freshman Rhyne Howard connected on a jumper with 1.3 seconds left and grabbed a steal on Arkansas ensuing possession to power the Wildcats to a 61-59 victory last Sunday in Memorial. The win clinched a .500 finish or better for Kentucky in the league for the 10th time under Coach Mitchell.
- Howard ended the game with 18 points and 14 rebounds for her fifth double-double of the season. She led Kentucky in points, steals, rebounds, assists and blocks.

### TWO WINS ON ROAD TRIP TO AUBURN, ALABAMA

- The Wildcats shot 51.9% against Auburn, including 11-of-20 from 3, and followed that with 46.4% against Alabama with eight 3s. UK hit its first eight 3 attempts vs. Auburn and has now hit 10 or more 3s in seven games this season. UK is 6-0 when it shoots 50 percent or better from the field and 14-0 this season when it shoots a higher percentage than its opponent.
- After a 6-0 run by Auburn at the end of the first quarter and start of the second quarter, UK answered with a 14-0 run to take a 36-20 lead with 5:22 left in the half and force an Auburn timeout. UK's 42 first-half points were the most in the first half of an SEC game this season.

### CATS REBOUND VS. FLORIDA

- After two straight losses, Kentucky got back in the win column against Florida, earning a 62-51 victory in Rupp Arena. The Wildcats got 16 points from Rhyne Howard and 13 from Taylor Murray in the win. UK forced UF into 24 turnovers and scored 31 points off those miscues while only shooting 31.7 percent from the field.
- The Cats also won the rebounding battle against Florida and had a 16-8 edge in 2nd-chance points. After being outrebounded in five straight games to start league play - including by 24 at MSU and 18 at UT - Kentucky has won the boards four of the last seven games. UK has also earned a 88-64 edge in second-chance points in the last seven games.

### MURRAY LEADS COMEBACK WIN VS. MIZZOU

- Kentucky scored a season-low 18 first-half points against Missouri but stayed positive at halftime and scored 18 points in the third quarter - including 12 from Taylor Murray - to take control of the game and earn its third top-25 win of the season.
- UK went 7-of-25 from the field in the first half but responded in the second half by going 12-for-29. UK really excelled in the specialty stats in the second half. After 10 points in the



paint, 6 points off turnovers and 6 second-chance points in the first half, UK had 16 points in the paint, 15 points off turnovers and 11 second-chance points in the second half.

- Murray was the catalyst for Kentucky, scoring the first six points of the second half to give UK its first lead of the game, which it would not relinquish.

### INJURY BUG HITS WILDCATS VS. OLE MISS, LSU

- Riding high off its win at Tennessee, UK found out how hard life is in the SEC with its first home loss of the season to Ole Miss 55-49. Mitchell made no excuses postgame only crediting Ole Miss, however, the Wildcats were short handed with Morris not playing due to knee pain and Murray not starting and not playing full strength.
- The UK offense struggled to score posting a season-low 49 points on a season-low 26% from the field. UK entered the game averaging 79.1 ppg and hitting 43.7% from the field.
- The Wildcats then played without Rhyn Howard and Taylor Murray (averaging a combined 29.2 points per game) against LSU due to injury. Morris was a game-time decision and played 35 minutes scoring a game-high 20 points with five rebounds and three steals. Jaida Roper scored 10 points and Blair Green and Tatyana Wyatt each scored nine but sophomore KeKe McKinney scored the final four points of the game, including a big corner 3 with :20 left to seal the UK win.

### OVERALL TEAM WIN IN KNOXVILLE VS. NO. 13 TENNESSEE

- It was an overall team win for the Wildcats over No. 13 Tennessee earning the program's fourth ever win in Knoxville against the Lady Vols. With Murray only playing 16 minutes due to injury, Howard playing 14 minutes due to foul trouble and Morris fouling out with five minutes left it was UK's bench that scored 29 points and secured the win.
- Kentucky led by 17 points in the first quarter before Morris and Howard missed most of the first half with two fouls and Murray got injured and did not return. The Lady Vols would mount a furious comeback, cutting the lead to two with just over a minute to go before Jaida Roper hit a clutch 3 with :55 left to all but seal the UK win.
- Roper finished with 10 points, three assists and one steal while fellow junior Ogechi Anyagaligbo came off the bench and scored a UK-career best 13 points on 6-of-7 shooting with three rebounds. Before she fouled out, Morris was fantastic scoring 27 points on 10-of-16 shooting including four 3s. She added three rebounds and three steals.

### 'LAST YEAR, BEST YEAR' FOR MORRIS

- Maci Morris is having a great senior season averaging 15.8 points per game while hitting a team-best tying 65 3s. The guard has scored in double figures in 22 games, including eight games of 20 or more. Morris' best game came at Tennessee where she played 31 minutes before fouling out and scored 27 points with four 3s, three rebounds and three steals.
- Morris scored 25 first-half points against Morehead St. which is the most in the first half by any UK player since at least 1982-83 (prior halftime statistics are incomplete before that).
- Morris ranks 5th in the league in FG attempts, 11th in FG made, 9th in points, 10th in points per game, 3rd in 3s made, 3rd in 3s made per game and 1st in 3PFG percentage.
- Morris missed Kentucky's game vs. Ole Miss due to knee pain. It was only the second game of her career that she has not played in with the other being at Vanderbilt on Jan. 15, 2018.

### MORRIS IN THE CAREER RANKINGS

- Morris has 1,620 career points to rank 6th all-time. She needs 170 more points to tie Makayla Epps (2003-17) for 5th all-time.
- Morris ranks second with 242 career 3s made. She needs 29 more to tie Sara Potts for first.
- Morris has a career 3-point field-goal percentage of 40.9% which is first in program history.
- Morris has a career free-throw percentage of 85.1% which is second in program history.

### MORRIS NAMED ON TWO WATCH LISTS

- Maci Morris has been named one of 10 players to the 2019 Ann Meyers Drysdale Award Watch List and one of 30 players to the Citizen Naismith Trophy Watch list.

### MURRAY SHINNING IN FINAL SEASON

- Taylor Murray started her senior season with 14 straight double-figure scoring games. The native of Odenton, Md., has been great for UK averaging 12.7 points per game while leading UK with 97 assists and 86 steals. Murray is hitting 47.6 percent from the field and is averaging 3.5 rebounds per game.
- Murray's best outing this season came against UNC when she posted 23 points with 10 assists, seven steals and six rebounds. She also shined against Missouri with 21 points - 19 in the second half - with four steals and four rebounds. Against SC, she scored a game-high

## KENTUCKY UNDER COACH MITCHELL

(2007-Present)	Total
Home Games.....	169-38
Memorial Coliseum.....	161-29
Rupp Arena.....	8-9
Road Games.....	75-61
Neutral Sites.....	37-19
SEC Games.....	117-69
Home.....	66-26
Road.....	51-43
Regular season, non-conference.....	132-33
Home.....	99-9
Road.....	24-21
Neutral.....	9-3
vs. ranked teams in non-conference.....	13-16
SEC Tournament.....	16-11
NCAA Tournament.....	16-8
WNIT.....	3-2
Leading or tied at halftime.....	226-28
Trailing at halftime.....	52-93
Shoot 50 percent or higher.....	46-5
Shoot less than 50 percent.....	231-117
Shoot higher percentage than opp.....	150-17
Shoot lower percentage than opp.....	72-103
Shooting same percentage as opp.....	2-2
Opp. shoots worse than 50 percent.....	268-83
Opp. shoots 50 percent or higher.....	10-39
Score fewer than 60 points.....	21-48
Score 60 or more points.....	251-70
Score 70 or more points.....	183-30
Score 80 or more points.....	102-5
Score 90 or more points.....	43-1
Score 100 or more points.....	18-0
Opp. scores 30 or fewer points.....	2-0
Opp. scores 40 or fewer points.....	20-0
Opp. scores 50 or fewer points.....	64-1
Opp. scores 60 or fewer points.....	160-13
Opp. scores 70 or fewer points.....	237-44
Opp. scores 80 or fewer points.....	263-83
Opp. scores 60 or more points.....	114-92
Opp. scores 70 or more points.....	37-70
Opp. scores 80 or more points.....	5-36
Opp. scores 90 or more points.....	2-10
Outrebounded or same as opponent.....	187-44
Outrebounded by opponent.....	91-78
Commits fewer turnovers than opp.....	227-62
Commits same turnovers as opp.....	4-10
Commits more turnovers than opp.....	47-50
Force 30 or more turnovers.....	34-1
Makes 6 or more 3-pointers.....	149-37
Makes 5 or fewer 3-pointers.....	130-86
Game decided by 10 pts or fewer.....	106-69
Game decided by 1-5 pts.....	51-32
Game decided by 11-15 pts.....	42-23
Game decided by 16+ pts.....	126-22
Overtime games.....	9-4
Televised games.....	189-89
Games vs. ranked opponents.....	51-68
Games vs. top 10 ranked opponents.....	16-42
Games following a loss.....	76-34
Games following a win.....	189-87
More points in the paint than opp.....	197-31
Fewer points in the paint than opp.....	70-81
Same points in the paint than opp.....	11-10
More bench points than opp.....	208-54
Fewer bench points than opp.....	66-65
Same bench points as opp.....	4-3
More 2nd-chance points than opp.....	184-60
Fewer 2nd-chance points than opp.....	72-54
Same 2nd-chance points as opp.....	22-8
On Monday.....	13-9
On Tuesday.....	12-5
On Wednesday.....	18-2
On Thursday.....	76-37
On Friday.....	37-7
On Saturday.....	27-12
On Sunday.....	95-50
In November.....	68-9
In December.....	52-22
In January.....	66-37
In February.....	53-31
In March.....	39-22
In April.....	0-1



## SEC STANDINGS

Team	SEC	Pct.	All
Mississippi State	12-1	.923	24-2
South Carolina	11-2	.846	19-7
Kentucky	9-4	.692	22-5
Texas A&M	9-4	.692	20-6
Missouri	8-5	.615	19-8
Auburn	7-6	.538	19-7
LSU	7-6	.538	16-9
Georgia	7-6	.538	16-10
Tennessee	6-7	.461	17-9
Arkansas	5-8	.385	16-11
Alabama	4-9	.307	12-14
Ole Miss	3-10	.231	9-18
Florida	2-11	.153	6-20
Vanderbilt	1-12	.076	6-20

# - Regular season champions

^ - Tournament champions

## CAREER DOUBLE-DOUBLES

### TAYLOR MURRAY: 6 CAREER (1 SEASON)

2018-19 (1)

23 points - 10 assists vs. North Carolina, 11-24-18

2017-18 (3)

18 points - 12 rebounds at Montana, 11-16-17

20 points - 10 assists vs. Alabama, 1-25-18

12 points - 10 assists at Ole Miss, 2-22-18

2016-17 (2)

11 points - 13 rebounds at LSU, 1-19-17

18 points - 13 rebounds at Missouri, 1-30-17

### MACI MORRIS: 1 CAREER (0 SEASON)

2017-18 (1)

10 points, 10 rebounds vs. Gardner-Webb, 11-12-17

### TATYANA WYATT: 1 CAREER (0 SEASON)

2017-18 (1)

20 points, 10 rebounds vs. Evansville, 12-5-17

### RHYNE HOWARD: 5 CAREER (5 SEASON)

2018-19 (5)

25 points, 12 rebounds vs. North Carolina, 11-24-18

17 points, 10 rebounds vs. Morehead State, 11-28-18

25 points, 10 rebounds at Louisville, 12-09-18

20 points, 11 rebounds vs. Ole Miss, 1-13-19

18 points, 14 rebounds vs. Arkansas, 2-17-19

tying 17 points with a team-best eight rebounds, five assists and four steals.

- Murray ranks 2nd in the SEC and 13th nationally in assist-turnover ratio, 3rd in FT% and 1st in steals (9th nationally) and steals per game (10th nationally).
- Murray sustained a bruised knee against Tennessee and only played 16 minutes with nine points. She did not start against Ole Miss and was not expected to see significant time but played against the Rebels not at full strength and scored two points with five steals. She missed the game at LSU but returned vs. Missouri to led the Wildcats with 21 points.

## MURRAY JOINS 1,000 POINT CLUB ... OTHER CAREER RANKINGS

- Murray connected on two free throws late against Virginia to not only clinch the UK win but help her become the 34th player in program history to score 1,000 career points.
- Murray sits at 1,292 career points and ranks 20th all-time. She needs 26 more points to tie Bria Goss for 19th all-time at 1,318 career points.
- The guard has 424 career assists which ranks seventh all-time at UK. She needs 1 more to tie Amber Smith for 7th all-time at 425.
- Murray is a career 83.3% shooter from the FT line, which ranks 3rd best in program history.
- In just 19 games played this season, Murray had more steals in 2018-19 than she had in 32 games played last season (67). The strong defensive performance by Murray has moved her up the career steal lists, sitting 6th all-time in program history with 270 career takeaways. The senior needs just 2 more steals to enter the program's top 5 all-time in steals.

## MURRAY NAMED SEC, NATIONAL PLAYER OF THE WEEK

- Taylor Murray was named the SEC Player of the Week on Nov. 27. Murray is the first UK player to earn player of the week honors since Evelyn Akhator in 2017.
- Murray was also named College Sports Madness' National Player of the Week for her strong performance in the 2018 Paradise Jam. The senior guard becomes the first UK player to earn a national player of the week award since Evelyn Akhator in 2016. College Sports Madness also named Murray its SEC Player of the Week.

## MURRAY NAMED SEMIFINALIST FOR DEFENSIVE PLAYER OF THE YEAR

- Taylor Murray has been tabbed one of 10 semifinalists to the Naismith Women's Defensive Player of the Year Award.

## MORRIS, MURRAY PRESEASON ALL-SEC

- Morris and Murray have been recognized by league coaches as two of the top performers in the SEC this preseason as both have been named to the 2018-19 Preseason All-SEC Team.
- Morris was tabbed to the first team after being named to the second team following last season. Murray earned second-team honors for the second straight year after being on the SEC All-Defensive team last season. The Wildcats were picked to finish seventh in the league.

## HOWARD TIES SEC RECORD FOR FRESHMAN OF THE WEEK HONORS

- Rhyn Howard has been named SEC Freshman of the Week seven times this season, setting the program and league record for most rookie of the week awards. The SEC honors came on Nov. 13, 27, Dec. 11, 23, Jan. 8, Feb. 12 and 19. She was named National Freshman of the Week on Dec. 26 by USBWA, the first player in program history to accomplish that feat.
- Howard is the first UK freshman in the Mitchell era to score at least 10 points in each of her first 10 games. She ranks 1st on the team in ppg with 16.8 and leads in rebounds with 6.8, while she sits tied for first in 3s with 65 and 2nd in steals with 59. She has scored in double figures in 22 games and has five double-doubles. She has scored 20+ points in eight games.
- Howard ranks high in the league sitting 6th in FGs made, 10th in FG%, 5th in points, 5th in points per game, 3rd in steals, 4rd in 3s, 3rd in 3s per game and 3rd in 3-point percentage.
- Howard missed the LSU game in concussion protocol but returned vs. Missouri and played great against Texas A&M with 21 points, hitting five 3s with eight rebounds and four steals.
- She has a three-game stretch of scoring 17+ with 19 points and five 3s against Auburn before 23 points and four 3s vs. Alabama. She had 18 points and 14 rebounds against Arkansas, hitting the game-winning shot with 1.3 second left and then getting a steal to seal the win. Against South Carolina, she had 17 points with four rebounds and three steals.
- Howard is all over nearly every UK freshman single-season record, sitting third in points, second in ppg, fourth in rebounds per game, first in 3s, second in 3PFG%, fourth in steals, fifth in double-figure scoring games and fifth in double-figure rebounding games. More on pg 13.

## HOWARD ON WOODEN AWARD MIDSEASON TOP 25, MILLER AWARD TOP 10

- Rhyn Howard has been named to the Wooden Award Midseason Top 25 Watch List, making her one of the early front-runners for the John R. Wooden Award All American Team® and Most Outstanding Player Award. She is the only freshman on the list. The 25 players on the





list are considered strong candidates for the 2019 John R. Wooden Award Women's Player of the Year presented by Wendy's.

- Howard has been tabbed one of 10 finalists for the 2019 Cheryl Miller Award Watch List. Named after the three-time Naismith Player of the Year and Class of 1995 Hall of Famer, the annual award in its second year and recognizes the top small forward in women's NCAA Division I college basketball.

## SOPHOMORE CLASS KEY TO SUCCESS

- Kentucky's group of sophomores are going to be key to the success of the 2018-19 season as they all look to improve on strong rookie campaigns. With Harrison out indefinitely, more of the focus will be on posts KeKe McKinney and Tatyana Wyatt. McKinney played in 30 games with 17 starts last season averaging 4.7 points and 3.7 rebounds per game, while Wyatt played in 24 games with four starts averaging 6.6 points and 3.5 rebounds per game.
- So far this season, both players have played well with McKinney averaging 5.2 rebounds per and 4.8 points per game while Wyatt is averaging 3.6 rebounds and 5.8 points per game.
- McKinney hit a huge 3 with :20 to go vs. LSU and hit a free throw to seal the UK win.

## ROPER, GREEN GIVING UK KEY MINUTES OFF BENCH

- Kentucky owns a 505-312 edge in bench points this season and most of that can be attributed to the play of junior guard Jaida Roper and freshman guard Blair Green. Both players have performed well this season with Roper averaging 7.2 points per game with 22 3s, 64 assists and 19 steals. Green started slow but has really been shooting well as of late, averaging 6.0 points and 2.2 rebounds per game. Green is hitting 50% from the field in SEC play.

## DEFENSE POWERING CATS

- The Kentucky defense has been strong, allowing just 58.0 points per game. UK allowed 176 total points in the first four games of the season, which was its fewest since 1974-1975 (147).
- Kentucky limited four straight opponents to 51 points or less for the first time in the Matthew Mitchell Era to start the season. UK hasn't accomplished the feat since limiting seven straight opponents to 51 points or less during the 2006-07.
- In 108 quarters of play this season, UK has limited its opponent to 10 points or less in 25 quarters and 12 points or less in 37 quarters. Meanwhile, UK has scored 20 points or more in 45 quarters, including a season-best 29 in the 3rd quarter vs. URI and 2nd quarter vs. WCU. UofL scored 31 points in the third quarter, which is the most UK has allowed this season.
- UK has limited three straight SEC foes to 59 points or less for the first time since 2013-14.

## TURNOVERS TELL THE TALE

- In 27 games, Kentucky has forced 588 turnovers and scored 618 points off turnovers.
- UK scored 41 points off 29 Southern turnovers and had 51 points off 43 Alabama State turnovers. Against Virginia, UK forced 32 turnovers and scored 32 points off turnovers. Against UNC, UK forced 27 turnovers and forced 34 points off those miscues. The Wildcats forced URI into 30 turnovers and scored 21 points. UK forced Miss. State into a season-high 24 turnovers and scored 28 points off those Bulldog miscues. UK had 20 points off 24 Bama miscues. UK forced South Carolina into a SEC-game high 21 turnovers.

## YOU GET AN ASSIST AND YOU GET AN ASSIST ...

- Kentucky recorded 22 assists in each of its first two games to start the season. It was the first time Kentucky has started a season with back-to-back 20+ assists games since 2012-13.
- UK has 10+ assists in every game but two this season, including a season-high 27 assists against WCU. UK ranks 2nd in the SEC in assist-turnover ratio and 4th in assists.

## CATS LIGHT IT UP FROM LONG RANGE

- After hitting 10 3-pointers vs. Alabama State and 13 treys vs. Southern, UK had 10 or more 3s in back-to-back games for the first time since Nov. 25 and 28 of 2012. That 2012-13 team went on to set the program record for most 3s in a season with 240.
- The 13 3s made vs. SU tied for the second most 3s made in a game in program history and the first time UK has accomplished that feat since hitting 14 against Mississippi St. in 2012.
- Kentucky has hit nine or more 3s in nine games this season. After 27 games, UK is averaging 7.5 3s per game which ranks third in the league while their 202 total 3s made ranks third in the league. The 37.8% ranks 11th nationally and first in the SEC.
- If the high percentage keeps up, UK is on pace to break the school record for 3s made in a season (240). Each of the top 7 best 3-point teams in UK history have come under Mitchell

## 2018-19 HONORS

### TAYLOR MURRAY

- Preseason All-SEC Second Team by league coaches
- SEC Player of the Week (Nov. 27)
- College Sports Madness National Player of the Week (Nov. 26)
- Naismith Women's Defensive POY Watch List
- Naismith Women's Defensive POY Semifinalist

### MACI MORRIS

- Preseason All-SEC First Team by league coaches
- Ann Meyers Drysdale Award Watch List
- Citizen Naismith Trophy Watch List
- Ann Meyers Drysdale Award Top 10 Watch List
- Citizen Naismith Trophy Top 30 Watch List

### RHYNE HOWARD

- SEC Freshman of the Week (Nov. 13)
- SEC Freshman of the Week (Nov. 27)
- SEC Freshman of the Week (Dec. 11)
- SEC Freshman of the Week (Dec. 23)
- SEC Freshman of the Week (Jan. 8)
- SEC Freshman of the Week (Feb. 12)
- SEC Freshman of the Week (Feb. 19)
- USBWA National Freshman of the Week (Dec. 26)
- Cheryl Miller Award Top 10 Watch List

## CAREER 20-POINT GAMES

MACI MORRIS		21
29	vs. Arizona State	12/11/16
20	at Washington State	11/19/17
22	at Baylor	11/30/17
20	vs. Evansville	12/5/17
21	vs. Cal	12/21/17
22	at Texas A&M	1/4/18
22	at Missouri	2/8/18
21	at Mississippi State	2/13/18
20	vs. Arkansas	2/15/18
35	at South Carolina	2/18/18
20	at Ole Miss	2/22/18
22	vs. Mississippi State	2/25/18
25	vs. Alabama	3/1/18
22	vs. High Point	11/18/18
31	vs. Morehead State	11/28/18
29	vs. Rhode Island	12/06/18
20	at Mississippi State	1/6/19
27	at Tennessee	1/10/19
20	at LSU	1/17/19
22	at Texas A&M	1/27/19
21	vs. South Carolina	1/31/19

TAYLOR MURRAY		8
21	at Louisville	12/4/16
23	at Tennessee	1/1/17
29	at South Carolina	2/26/17
22	vs. Sacramento State	11/10/17
23	at Vanderbilt	1/15/18
20	vs. Alabama	1/25/18
23	at Missouri	2/8/18
23	vs. North Carolina	11/24/18
21	vs. Missouri	1/24/19

TATYANA WYATT		1
20	vs. Evansville	12/5/17

RHYNE HOWARD		8
29	vs. Southern	11/11/18
20	vs. UCLA	11/23/18
25	vs. North Carolina	11/24/18
25	at Louisville	12/09/18
25	vs. Murray State	12/21/18
20	vs. Ole Miss	1/13/19
21	at Texas A&M	1/27/19
23	at Alabama	2/11/19



## STARTING LINEUP RECORDS

Team	G	G	G	F	F	Result
Alabama St.	Murray	Morris	Howard	McKinney	Wyatt	W, 87-35
Southern	Murray	Morris	Howard	McKinney	Wyatt	W, 91-41
Virginia	Murray	Morris	Howard	McKinney	Wyatt	W, 63-51
High Point	Murray	Morris	Howard	McKinney	Anyagligbo	W, 71-49
USF	Murray	Morris	Howard	McKinney	Wyatt	W, 85-63
UCLA	Murray	Morris	Howard	McKinney	Wyatt	W, 75-74(ot)
UNC	Murray	Morris	Howard	McKinney	Wyatt	W, 85-75
MSU	Murray	Morris	Howard	McKinney	Wyatt	W, 87-57
Rhode Island	Murray	Morris	Howard	McKinney	Wyatt	W, 75-52
Louisville	Murray	Morris	Howard	McKinney	Wyatt	L, 80-75
Middle Tenn.	Murray	Morris	Howard	McKinney	Wyatt	W, 72-55
WCU	Murray	Morris	Howard	McKinney	Wyatt	W, 99-39
Murray St.	Murray	Morris	Howard	McKinney	Wyatt	W, 88-49
Sacred Heart	Murray	Morris	Howard	McKinney	Wyatt	W, 71-43
Vanderbilt	Murray	Morris	Howard	McKinney	Wyatt	W, 77-55
Miss. State	Murray	Morris	Howard	McKinney	Wyatt	L, 86-71
Tennessee	Murray	Morris	Howard	McKinney	Wyatt	W, 73-71
Ole Miss	Roper	Paschal	Howard	McKinney	Wyatt	L, 55-49
LSU	Roper	Morris	Paschal	McKinney	Wyatt	W, 64-60
Missouri	Murray	Morris	Howard	McKinney	Wyatt	W, 52-41
Texas A&M	Murray	Morris	Howard	McKinney	Wyatt	L, 73-71
S. Carolina	Murray	Morris	Howard	McKinney	Wyatt	L, 74-70
Florida	Murray	Morris	Howard	McKinney	Wyatt	W, 62-51
Auburn	Murray	Morris	Howard	McKinney	Wyatt	W, 78-68
Alabama	Murray	Morris	Howard	McKinney	Wyatt	W, 68-53
Arkansas	Murray	Morris	Howard	McKinney	Wyatt	W, 61-59
S. Carolina	Murray	Morris	Howard	McKinney	Wyatt	W, 65-57

### Record by Lineups:

1.	Murray	Morris	Howard	McKinney	Wyatt	20-4
2.	Murray	Morris	Howard	McKinney	Anyagligbo	1-0
3.	Roper	Paschal	Howard	McKinney	Wyatt	0-1
4.	Roper	Morris	Paschal	McKinney	Wyatt	1-0

**bold** indicates last starting lineup used

## MEDIA INFORMATION

### CREDENTIAL REQUESTS

Requests for media credentials and parking passes for 2018-19 Kentucky WBB home games should be made to Evan Crane at wesley.crane@uky.edu. Requests for UK away games should go to the media relations office of the home team.

### UK WEBSITE -- UKATHLETICS.COM

Visit the official University of Kentucky Athletics web site at ukathletics.com. The official Southeastern Conference web site is secsports.com.

### GET LIVE STATS ON YOUR LAPTOP!

The University of Kentucky has partnered with StatBroadcast Systems to provide stats technologies, namely its StatMonitr wireless stat monitors and online media stats, at Kentucky home women's basketball games this season. To access live game stats on your personal laptop, go to: <http://kentucky.statbroadcast.com>. The password is gocats1819.

### UK MEDIA CONFERENCE

Each game week in the UK Media Room head coach Matthew Mitchell will hold a press conference to discuss the upcoming game. Selected players are available following the press conference. Check with UK media relations for exact times and dates. Selected quotes from the media conference are available via ukathletics.com.

### WEEKDAY INTERVIEWS

Interview Policies-General — All interviews with Kentucky women's basketball players or staff members must be arranged through the Athletics Communication and Public Relations office. Media should never contact a player or coach directly. In accordance with NCAA time management legislation, player interview requests must be submitted by Sunday at noon for the following week. Team locker rooms, and other team quarters are private team areas. Media members are not permitted in these areas unless accompanied by appropriate University personnel.

### POST GAME INTERVIEWS

The visiting team coach and select players will be available in the Memorial Coliseum media room following a 10-minute cooling off period. UK's Matthew Mitchell will follow the visiting coach and UK players will be last. A member of the Athletics Communication and Public Relations staff will solicit media requests for players at the final media timeout. After the game, those players will be escorted to the interview area along with their coaches by a member of that school's media relations office as well as a representative of Athletics Communications and Public Relations. Quotes will be available for all working media in the Athletics Communications and Public Relations office and on the official UK web site, ukathletics.com.

### PRACTICE SCHEDULE

Practice usually runs from 3:30 - 6 p.m. ET in the Joe Craft Center. Practices are open to the media. However, we ask you to please call in advance due to changing practice schedules during the season. Contact Evan Crane for further information.

## COMEBACK CATS

The Cats are 95-59 (.616) in "close games" (games decided by 10 points or fewer) under Matthew Mitchell.

### BIGGEST COMEBACKS

- 19 Miami (Ohio), 53-34, 16:27 in second half, (won, 77-71) 11/21/00
- 18 Miami (Ohio), 14:35 in second half, (won, 108-102, OT) 12/21/02
- 18 MTSU, 31-13, 3:54 in first half (also down 46-29, 14:29 in 2nd half) (won, 68-66) 1/8/89
- 17 Oregon State, 38-21, 2:29 in first half (won 73-70) 11/25/04
- 17 WKU, 30-47, 17:09 in second half, (won 76-63) 12/22/03
- 17 Villanova, 19-2, 11:52 in first half (won 63-54) 12/29/96
- 16 Louisville, 32-16, 6:44 in first half (won 77-68) 12/7/14
- 16 South Carolina, 30-46 in second half, (won, 78-74) 2/14/13
- 16 Vanderbilt, 53-37, 11:19 in second half (won, 74-68) 1/6/89
- 16 Ole Miss, 24-8, 6:51 in first half (won, 69-61) 2/8/07
- 15 Mississippi State, 54-39, 15:18 in second half (won, 76-67) 3/6/15

### BIGGEST COMEBACKS IN THE MITCHELL ERA

- 16 Louisville, 32-16, 6:44 in first half (won 77-68) 12/7/14
- 16 South Carolina, 30-46 in second half, (won, 78-74) 2/14/13
- 15 Mississippi State, 54-39, 15:18 in second half (won, 76-67) 3/6/15
- 14 Baylor, 40-26, 18:31 in the second half, (won, 76-65) 3/6/10
- 14 Louisville, 21-7, 11:16 in first half (won 69-64) 12/1/13
- 14 Louisville, 35-21, 15:08 in second half, (won, 48-47) 12/2/12
- 14 Florida, 20-6, 12:46 in first half, (won, 71-67) 3/2/12
- 14 Mississippi St., 40-26, 18:52 in second half, (won, 76-65) 3/6/10
- 13 North Carolina, 60-47, 3:43 in third quarter (won, 85-75) 11/24/18
- 13 Auburn, 25-12, 9:52 in first half, (won, 73-71) 1/19/14
- 12 Arizona State, 37-25, 5:01 in second half, (won, 68-64ot) 11/15/15
- 12 Cincinnati, 18-6, 13:18 in first half, (won, 58-55) 11/17/08



## KENTUCKY IN THE SPECIALTY STATS

- UK's success the past few seasons could be attributed to its edge in the specialty stats. Below is a look at how UK has used these typically very important stats to its advantage:

Points in the Paint	UK 674, Opps. 750
Points off Turnovers	UK 618, Opps. 345
Second-Chance Points	UK 305, Opps. 256
Fast Break Points	UK 132, Opps. 172
Bench Points	UK 505, Opps. 312

## KENTUCKY RANKED INSIDE TOP 20 IN BOTH MAJOR POLLS

- Following its impressive run through the 2018 Paradise Jam Island Division with wins over three teams that have been ranked or receiving votes this season, UK entered the national rankings week 3 and are currently ranked No. 16 (AP)/No. 17 (Coaches).
- Week 3 was the first time UK has been ranked in the AP poll since Dec. 4, 2017.

## WILDCATS VS. THE RANKED IN ASSOCIATED PRESS TOP 25

- UK is scheduled to play one more game against teams currently ranked or receiving votes in the national listings. That game will be vs. No. 21/22 Texas A&M. UK is 4-4 vs. ranked foes this season with wins vs. then-No. 17 USF, at then-No. 13 Tennessee, vs. then-No. 25 Missouri and then-No. 13 South Carolina.

## CATS END NON-CONFERENCE PLAY WITH RECORD 13 WINS

- UK ended the non-conference portion of the schedule with a 13-1 record. The 13 wins mark the most in a season before Jan. 1 in program history.
- UK started the season 9-0, which is its best start to a season since starting 11-0 in 2015-16.
- This was the fifth time that Kentucky has started a season 9-0 or better under Coach Mitchell. Each of the previous four times the Wildcats have started 9-0 or better under Mitchell they have advanced to the Sweet 16, including two Elite Eight appearances.

## HOT SHOOTING TO END NON-CONFERENCE PLAY

- UK shot 50% or better from the field in three straight games (vs. MTSU, vs. WCU, vs. MSU) for the first time since November 2013. The hot stretch started with 56.8% against MTSU before 58.6% against WCU and 50.7% against MSU. The only prior time UK had shot over 50 percent from the field this season was in its second game of the season vs. Southern.
- The Wildcats were red hot from long range during the stretch, going 48.2 percent from long range during those three games (27-56). UK went 6-of-10 from 3 vs. MTSU before hitting 11 3s against WCU and 10 3s vs. Murray State.

## MORRIS LEADS CATS PAST MOREHEAD STATE, RHODE ISLAND

- Maci Morris scored 25 first-half points against Morehead State, which potentially could be a school record but halftime statistics are incomplete prior to the 1982-83 season. The senior went 10-of-14 from the field and 4-of-6 from long range in the first half. In the second quarter alone, Morris scored 19 points. Overall, Kentucky scored 52 first-half points and earned the 87-57 win over the Eagles.
- A week later, Morris scored 29 overall including 15 in the first half against Rhode Island to guide Kentucky to a 75-52 win. The senior hit five 3s in the game adding five rebounds and four assists. Fellow senior Taylor Murray scored 11 points against URI while freshman Rhyne Howard had 19 points, seven rebounds and seven steals.

## COMEBACK FALLS SHORT AT HIGHLY RANKED LOUISVILLE

- Rhyne Howard scored 25 points and had 10 rebounds for her third double-double of the season but it was not enough for Kentucky, who nearly erased an 18-point second-half deficit in its 80-75 loss at Louisville. UK outrebounded the Cardinals, 32-28, including 12-6 on the offensive glass with a 20-6 edge in second-chance points.

## PARADISE JAM ISLAND DIVISION CHAMPS!

- Kentucky earned the 2018 Paradise Jam Island Division Championship with a 85-63 win over No. 17 USF, 75-74 overtime win vs. (rv) UCLA and 85-75 comeback win vs. North Carolina.
- The Wildcats were paced by Rhyne Howard, who led UK in scoring all three games including two 20-point performances, earning MVP honors. Howard averaged 21 points and hit the game-tying layup off an offensive rebound to send the UCLA game to overtime before eventually winning the game with a free throw. Taylor Murray was named to the all-tournament team after averaging 18.7 points during the three-day event. Murray had an incredible stat line against North Carolina with 23 points, 10 assists, seven steals and six rebounds.
- Kentucky dominated against then-No. 17 South Florida, outscoring the Bulls 24-8 in the sec-

## UK IN NCAA/SEC STATS

TEAM (AS OF 2/22/19)			
CATEGORY	NCAA	SEC	STAT
Ast/TO Ratio	72	2	1.01
Assists	88	4	369
Assists/game	138	5	13.7
Blocks	99	5	96
Fewest Fouls	286	12	488
Fewest TOs	80	4	364
FG%	95	10	42.1
FG% defense	224	10	40.8
FT Attempts	101	8	473
FT Made	56	6	349
FT%	55	1	73.8
Personal Fouls/game	218	12	18.1
Rebound margin	208	11	-0.5
Rebounds	181	11	939
Rebounds/game	287	13	34.7
Scoring Defense	42	4	58.0
Scoring Margin	18	2	15.5
Scoring Offense	52	5	73.5
Steals	13	2	292
Steals/game	25	2	10.8
3FG% defense	145	8	30.7
3FG made	45	3	202
3FG/game	61	4	7.5
3FG%	11	1	37.8
TO margin	5	1	8.3
TOs Forced	9	1	21.8
TOs/game	38	3	13.5
W-L%	22	2	81.5
INDIVIDUAL			
CATEGORY	NCAA	SEC	STAT
Ast/TO Ratio- Murray	13	2	3.0
Ast/gm- Murray	190	8	3.7
Blocks/gm- McKinney	219	12	1.0
FGs Made- Howard	95	6	157
Morris	147	11	144
FG %- Howard	153	10	45.2
Morris	206	11	42.5
Final Points- Howard	80	5	438
Morris	116	9	411
FT %- Murray	80	3	81.8
Points- Howard	95	5	16.8
Morris	145	10	15.8
Steals- Murray	9	1	86
Howard	52	3	59
Steals/gm- Murray	10	1	3.3
Howard	75	3	2.2
3PFGM- Morris	56	3	65
Howard	56	3	65
3PFG/gm- Morris	65	3	2.5
Howard	65	3	2.5
3PFG%- Morris	8	1	45.1
Howard	38	3	41.1





## STAT SUPERLATIVES

Here are some UK career statistical superlatives among current players:

Most Games Played:  
123 Maci Morris  
121 Taylor Murray

Most Games Started:  
123 Maci Morris  
87 Taylor Murray

Consecutive Games Started:  
27 KeKe McKinney

Games with Double-Figure Scoring:		
	2018-19	Career
Maci Morris	22	88
Taylor Murray	20	65
Dorie Harrison	0	8
Tatyana Wyatt	3	10
Jaida Roper	7	13
Amanda Paschal	1	6
KeKe McKinney	2	6
Rhyne Howard	22	22
Blair Green	4	4
Ogechi Anyagaligbo	1	1

Current Streak of Consecutive Games with Double-Figure Scoring:  
7 by Rhyne Howard  
3 by Maci Morris  
2 by Taylor Murray

Games with Double-Figure Rebounding:		
	2018-19	Career
Rhyne Howard	6	6
Taylor Murray	0	3
KeKe McKinney	1	2
Maci Morris	0	1
Tatyana Wyatt	0	1
Ogechi Anyagaligbo	1	1

Consecutive Games with Double-Figure Rebounding:  
n/a

Games with a Double-Double:		
	2018-19	Career
Taylor Murray	1	6
Rhyne Howard	5	5
Maci Morris	0	1
Tatyana Wyatt	0	1

Consecutive Games with Double-Double:  
n/a

40-point games:		
	2018-19	Career
n/a		

30-point games:		
	2018-19	Career
Maci Morris	1	2

20-point games:		
	2018-19	Career
Maci Morris	8	22
Taylor Murray	2	9
Tatyana Wyatt	0	1
Rhyne Howard	8	8

Consecutive 20-point games:  
n/a

Consecutive Games with a 3-pointer:  
7 by Maci Morris  
4 by Rhyne Howard  
1 by KeKe McKinney  
1 by Taylor Murray

Consecutive Games with at least one steal:  
8 by Taylor Murray  
5 by KeKe McKinney  
5 by Rhyne Howard  
1 by Maci Morris  
1 by Blair Green  
1 by Amanda Paschal

ond quarter to take control of the game. UK's 85 points against USF was the most the Bulls had allowed this season while their 63 points were the second fewest they have scored.

- UK had a double-digit lead against UCLA in game two before being outscored 35-25 in the second half. UCLA dominated in the paint, 48-22, but UK scored 19 points off turnovers.
- The Wildcats trailed 60-47 against UNC late in the third quarter before rallying for the ninth largest comeback in the Matthew Mitchell Era behind a 38-15 run over the final 13 minutes of play. It was UK's defense that turned the tables on the Tar Heels, forcing 27 turnovers and scoring 34 points off those miscues.

## HOWARD LEADS UK PAST SOUTHERN WITH 29 POINTS, SEVEN 3S

- Freshman Rhyne Howard scored a career high 29 points, including a school-record-tying seven 3-pointers, as UK beat Southern 91-41 to move to 2-0 on the season.
- Howard is the first freshman in program history to hit seven or more 3s in a game. Her effort vs. SU marks the most points scored by a UK freshman since 2014.

## DEFENSE SHINES IN SEASON OPENING WIN VS. ALABAMA STATE

- UK forced 42 turnovers - the fourth most in a game in program history - and scored 51 points off those miscues to earn their 10th straight win in a season or home opener vs. Alabama St.
- UK had 23 steals in the game, which is the sixth most steals in a game in program history. It was the first time Kentucky had recorded 20 or more steals since 24 vs. Georgia Southern on Nov. 13, 2013.

## ROOKIES HAVE HISTORIC DEBUT

- Both of Kentucky's freshmen scored 13 or more points in their varsity debut against Alabama State, which is the first time in program history that has happened.
- Howard scored 15 points, adding six rebounds, three assists, three blocks and two steals. Howard's 15 points were the fifth most in a player's UK varsity debut. Green had 13 points in the game, which tied for the seventh most in a UK player's varsity debut.

## RECORD MARGIN OF VICTORY FOR KENTUCKY

- The Wildcats won each of their first two games to start the season by 50+ points. It was the first time in program history UK has won consecutive games by 50 or more points. UK defeated Alabama State 87-35 and Southern 91-41.
- Kentucky has tied the school record for most wins by at least 50 points in a single season (three) (Also accomplished in 2012-2013, 2013-2014, 2015-2016).

## HOWARD WINS GOLD, MVP HONORS IN MEXICO CITY FOR TEAM USA

- Rhyne Howard was chosen to play for the USA U18 Team in the 2018 FIBA Americas U18 Championship and helped lead the USA to gold and won MVP honors.
- Howard shined in every game of the tournament, starting with six points, two rebounds, one assist and a steal vs. Argentina before seven points with eight rebounds, three assists, two blocks and a steal vs. Chile. In the final game of pool play vs. Puerto Rico, Howard had 11 points with six rebounds, six steals and one assist. The guard continued to play well in the elimination rounds with eight points, six rebounds, four assists, two blocks and a steal in the quarterfinals vs. El Salvador before 14 points, including 4-of-7 from long range with five assists, two blocks and two steals against Colombia. She locked up the top honor after five points, four rebounds, four assists and two blocks vs. Canada.

## CIAO! WILDCATS GAIN EXPERIENCE IN ITALY IN AUGUST

- August was a month of growth for Kentucky WBB as the Wildcats traveled to Italy for its first foreign tour in the Matthew Mitchell Era. UK played three games over 10 days in Italy, going 2-1 on the court and gaining numerous off-the-court benefits. Kentucky is now 22-3 all-time in international play after finishing the trip 2-1.
- UK started the foreign tour with a 73-41 victory over the Bosnia and Herzegovina National Team in Rome before a 64-46 loss to the TK Hannover professional team. The trip ended with a 81-64 win over Marghera Select. The Wildcats started the tour in Rome for three days before two days in Florence and two nights in Venice before ending the trip in Lake Como.

## WILDCATS RETURN CORE FROM LAST SEASON

- Matthew Mitchell and Co. returned a majority of its team from last season, including its top four scorers in Maci Morris, Taylor Murray, Dorie Harrison and Tatyana Wyatt. In all, UK returned 10 of the 13 players that saw time last season, not including redshirt junior Ogechi Anyagaligbo, who missed last season due to injury.
- In all, UK returned 81% of its scoring, 80% of its assists, 74% of its rebounding, 75% of its



3-point shooting and 80% of its made field goals. Morris and Murray lead the returners after Morris averaged 17.3 points last season while Murray averaged 11.5 points.

### THE MAGIC "80"

- The Wildcats hold a remarkable 348-23 (.937) record since 1974 when scoring 80 points or more. The last loss came at South Carolina on Feb. 26, 2017 when the Cats fell 95-87 in the regular-season finale. UK is 102-5 (.952) under Mitchell when scoring 80 points or more.

### UK IN OVERTIME

- UK is 30-26 all-time in overtime games, including a 11-3 mark under Mitchell, who is 13-5 in his 11-year career as a head coach in OT.

### KENTUCKY ALL-TIME

- Kentucky is 820-537 (.604) in its 45th year of varsity women's basketball, including 278-122 (.695) in 12 seasons under Matthew Mitchell.

### MITCHELL MOVES INTO ELITE SEC COMPANY

- Kentucky's dominating 89-57 victory over Ole Miss on Jan. 26, 2017 was an historic one for Kentucky head coach Matthew Mitchell. The win was his 97th all-time in SEC play as a head coach, which ranked him 10th all-time on the SEC's career wins list. UK's win at Arkansas on Feb. 16 was Mitchell's 100th career SEC win.
- Since arriving in Lexington in 2007, Mitchell has led Kentucky to unprecedented success. On top of leading UK to its first SEC Regular Season Championship in 30 years in 2012, Mitchell has four SEC Tournament title game appearances, nine top-four finishes in the league and has coached 18 all-conference performances, including four SEC Player of the Year honorees.

### MITCHELL TURNS PROGRAM AROUND

- In 2009-10, Coach Mitchell implemented the "40 minutes of dread" style of play and it started Kentucky on an impressive run of success over the last 10 seasons.
  - Advanced to a school-record eight straight NCAA Tournaments (2010-2017), including three Elite Eight trips during that span with 15 NCAA Tournament wins.
  - Eight top-four SEC finishes, including winning the SEC regular season title in 2012, its first in 30 years.
  - Advanced to the SEC Tournament championship game four times

### 20+ WIN SEASONS UNDER MITCHELL

- The Wildcats have won 20 or more games 19 times in 45 years of varsity basketball, including a school-record eight in a row from 2010-2017. It's important to note that UK had just 10 20-win seasons in its first 33 years of varsity women's basketball, but has nine in 12 seasons of the Matthew Mitchell era.

### DUNLAP ENSHRINED IN HALL OF FAME CLASS OF 2018

- Victoria Dunlap was enshrined in the UK Athletics Hall of Fame in September of 2018 becoming the first Matthew Mitchell coached player to be inducted into the prestigious hall of fame.

### VALERIE STILL IN WBB HALL OF FAME CLASS OF 2019

- The all-time leading scorer in both men's and women's basketball history at Kentucky – Valerie Still – has been announced as one of seven 2019 inductees into the prestigious Women's Basketball Hall of Fame.
- Although Still played long ago (1979-83), she remains the top Wildcat in UK's women basketball annals. She was honored as such on Jan. 12, 2003 with a jersey retirement ceremony at halftime of the Alabama game. She became the first female letter winner in any UK sport to have her jersey retired.

## CATS IN THE RECORD BOOKS

### CAREER 3PTFG MADE

1. Sara Potts, 271
2. **MACI MORRIS, 242**
3. Jennifer O'Neill, 197
4. A'dia Mathies, 177
5. Keyla Snowden, 176

### CAREER 3PTFG %

1. **MACI MORRIS, 40.9**
2. Kristi Cushenberry, 39.7
3. Sara Potts, 37.7
4. Keyla Snowden, 36.9

### CAREER FT %

1. Jenny Pfeiffer, .861
2. **MACI MORRIS, .851**
3. **TAYLOR MURRAY, .833**
4. Amani Franklin, .824
5. Bria Goss, .819

### CAREER ASSISTS

1. Patty Jo Hedges, 731
2. Sandy Harding, 706
3. Jodie Whitaker, 464
4. Lea Wise, 464
5. Stacey Reed, 442
6. Amber Smith, 425
7. **TAYLOR MURRAY, 424**

### CAREER STEALS

1. A'dia Mathies, 320
2. Stacey Reed, 309
3. Victoria Dunlap, 307
4. Leslie Nichols, 278
5. Patty Jo Hedges, 272
6. **Taylor Murray, 270**

### 1,000 POINT CLUB

1. Valerie Still, 2,763
2. A'dia Mathies, 2,014
3. Victoria Dunlap, 1,846
4. Leslie Nichols, 1,797
5. Makayla Epps, 1,790
6. **MACI MORRIS, 1,620**
7. Samantha Mahoney, 1,601
8. Pam Browning, 1,598
9. Sara Potts, 1,563
10. Sarah Elliott, 1,502
11. Elisabeth Lukschu, 1,488
12. Selia "SeSe" Helm, 1,487
13. Stacey Reed, 1,482
14. Jennifer O'Neill, 1,449
15. Tiffany Wait, 1,445
16. Jodie Whitaker, 1,433
17. Kristi Cushenberry, 1,358
18. Belitta Croley, 1,339
19. Bria Goss, 1,318
20. **Taylor Murray, 1,292**

## UK FRESHMAN RECORDS

### POINTS

1. 641 Valerie Still, 1979-80
2. 491 A'dia Mathies, 2009-10
3. **438 RHYNEHOWARD, 2018-19**
4. 413 Maria Donhoff, 1977-78
5. 362 Samantha Mahoney, 2004-05
- 361 Kristi Cushenberry, 1988-89

### POINTS PER GAME

1. 22.1 Valerie Still, 1979-80
2. **16.8 RHYNEHOWARD, 2018-19**
3. 13.6 A'dia Mathies, 2009-10
4. 12.9 Kristi Cushenberry, 1988-89
5. 12.5 Maria Donhoff, 1977-78

### REBOUNDS

1. 403 Valerie Still, 1979-80
2. 228 Victoria Dunlap, 2007-08
3. 199 Maria Donhoff, 1977-78
4. 197 Leslie Nichols, 1982-83
5. 185 Sarah Elliott, 2004-05
6. **177 RHYNEHOWARD, 2018-19**
7. 175 LaTonya McDole, 1998-99
8. 174 A'dia Mathies, 2009-10
9. 162 Laura Meadows, 1997-98

### REBOUNDS PER GAME

1. 13.9 Valerie Still, 1979-80
2. 7.0 Leslie Nichols, 1982-83
3. 6.9 Victoria Dunlap, 2007-08
4. **6.8 RHYNEHOWARD, 2018-19**
5. 6.2 Elisabeth Lukschu, 1977-78

### FIELD GOALS MADE

1. 256 Valerie Still, 1979-80
2. 178 A'dia Mathies, 2009-10
3. 165 Maria Donhoff, 1977-78
4. **157 RHYNEHOWARD, 2018-19**
5. 149 Sarah Elliott, 2004-05
6. 130 Leslie Nichols, 1982-83
7. 129 Kristi Cushenberry, 1988-89

### THREE-POINTERS MADE

1. **65 RHYNEHOWARD, 2018-19**
2. 50 Sara Potts, 2001-02
3. 49 Maci Morris, 2015-16
- 49 Carly Ormerod, 2005-06

### 3-PT. FIELD GOAL PERCENTAGE

1. 41.5 Carly Ormerod, 2005-06
2. **41.1 RHYNEHOWARD, 2018-19**
3. 39.2 Maci Morris, 2015-16
- 34.0 Sara Potts, 2001-02

### STEALS

1. 93 A'dia Mathies, 2009-10
2. 69 Stacey Reed, 1991-92
3. 60 Patty Jo Hedges, 1979-80
4. **59 RHYNEHOWARD, 2018-19**
5. 56 Taylor Murray, 2015-16
- 55 Sandy Harding, 1983-84

### DOUBLE-FIGURE SCORING GAMES

1. 29 Valerie Still, 1979-80
2. 26 A'dia Mathies, 2009-10
3. 23 Bria Goss, 2011-12
4. **22 RHYNEHOWARD, 2018-19**
- 22 Maria Donhoff, 1977-78

### DOUBLE-FIGURE REBS GAMES

1. 25 Valerie Still, 1979-80
2. 9 Leslie Nichols, 1982-83
3. 7 Victoria Dunlap, 2007-08
4. 6 Elisabeth Lukschu, 1977-78
- 6 **RHYNEHOWARD, 2018-19**



## MITCHELL IN THE SEC

Kentucky women's basketball head coach Matthew Mitchell has had a great tenure with the Wildcats and earned 112 career wins in Southeastern Conference play. That win total ranks him third amongst active coaches in the league in career SEC head coaching wins and top 12 all-time. An updated career win list is below.

1. 306 - Pat Summitt, Tennessee
  2. 273 - Andy Landers, Georgia
  3. 141 - Van Chancellor, Ole Miss/LSU (100 - Ole Miss / 41 - LSU)
  4. 139 - Joe Ciampi, Auburn
  5. 132 - Sue Gunter, LSU
  6. 125 - Sharon Fanning, UK/Miss. St. (29 - Kentucky / 96 - MSU)
  7. 128 - Gary Blair, A&M/Arkansas\* (72 - A&M / 56 - Arkansas)
  8. 120 - Melanie Balcomb, Vanderbilt
  9. 120 - Dawn Staley, South Carolina\*
  - 10. 117 - Matthew Mitchell, Kentucky\***
  11. 113 - Carol Ross, Florida/Ole Miss (84 - Florida / 29 - Ole Miss)
  12. 96 - Rick Moody, Alabama
- \* denotes active coach

**SEC Record:** 117-69 (.629)  
Home: 66-26  
Away: 51-43

### SEC Standings in the Mitchell Era:

- 2008: 4th (8-6), 4-3 (H), 4-3 (A)  
2009: 10th (5-9), 3-4 (H), 2-5 (A)  
2010: 2nd (11-5), 8-0 (H), 3-5 (A)  
2011: 2nd (11-5), 6-2 (H), 5-3 (A)  
**2012: 1st (13-3), 8-0 (H), 5-3 (A)**  
**SEC Champions**  
2013: 2nd (13-3), 7-1 (H), 6-2 (A)  
2014: 4th (10-6), 5-3 (H), 5-3 (A)  
2015: 4th (10-6), 6-2 (H), 4-4 (A)  
2016: 4th (10-6), 6-2 (H), 4-4 (A)  
2017: 3rd (11-5), 6-2 (H), 5-3 (A)  
2018: 9th (6-10), 3-5 (H), 3-5 (A)  
2019: 4th (9-4), 4-2 (H), 5-2 (A)

**SEC Coach of the Year:** 2010, 2012

**SEC Scholar-Athlete of the Year:**  
Chelsea Chowning: 2008  
**Alyssa Rice: 2018** (three-way tie)

**SEC Player of the Year:**  
Victoria Dunlap: 2010 and 2011  
A'dia Mathies: 2012 and 2013

**SEC Freshman of the Year:**  
A'dia Mathies: 2010  
Bria Goss: 2012

**SEC Defensive Player of the Year:**  
Victoria Dunlap: 2011

**SEC 6th Woman of the Year:**  
Keyla Snowden: 2012 (Co-player)  
Jen O'Neill: 2015 and 2014 (Co-player)

**All-SEC First Team Members:**  
Victoria Dunlap: 2010 and 2011  
A'dia Mathies: 2012 and 2013  
DeNesha Stallworth: 2013  
Makayla Epps: 2015, 2016 and 2017  
Evelyn Akhator: 2017

**All-SEC Second Team Members:**  
Sarah Elliott: 2008  
Samantha Mahoney: 2008  
Victoria Dunlap: 2009  
Eleia Roddy: 2009  
A'dia Mathies: 2010  
Samarie Walker: 2013  
Jennifer O'Neill: 2014 and 2015  
DeNesha Stallworth: 2014  
Janean Thompson: 2016  
Evelyn Akhator: 2016  
**Maci Morris: 2018**

**All-SEC Freshman Team:**  
Victoria Dunlap: 2008  
Amber Smith: 2008  
A'dia Mathies: 2010  
Bernisha Pinkett: 2011  
Bria Goss: 2012  
Linnae Harper: 2014  
Alexis Jennings: 2015  
**Maci Morris: 2016**

**SEC All-Defensive Team:**  
Victoria Dunlap: 2010 and 2011  
A'dia Mathies: 2011 and 2012  
Samarie Walker: 2013  
Linnae Harper: 2015  
**Taylor Murray: 2018**

## THE KENTUCKY WBB COACHING STAFF HAS ...

- Combined the Kentucky women's basketball staff has compiled over 80 years of experience at the Division I level, including coaching or playing in a combined 38 NCAA Tournaments with eight Final Fours, four national championships and a WNBA Championship. Elzy and Butts are in their second stint in Lexington after serving on Mitchell's staffs before. Butts was an associate head coach on Mitchell's first staff at Kentucky before Elzy joined the staff for four successful seasons. Amber Smith is in her first year as an assistant coach but has been a part of the Kentucky program for nearly a decade. Dunn, who is a Women's Basketball Hall of Famer, has over 40 years of coaching experience, including three decades in the collegiate ranks. Dunn is now the special assistant to the head coach after serving as an assistant coach the last two seasons.

## CATS SHINE IN THE CLASSROOM

- Matthew Mitchell has put an emphasis on academics since arriving on campus as the Wildcats have had a 3.0 team GPA or better each of the last 11 semesters. In the fall of 2016, the Wildcats posted a 3.517 team GPA, which was the highest GPA for a semester in the Mitchell era. UK followed that with a 3.464 team GPA in the spring with four players earning 4.0s. UK earned a 3.3 team GPA in the fall of 2017. Under Mitchell, 38 Wildcats have been tabbed to the SEC Academic Honor Roll and 100 percent of Mitchell's players have received their degrees.

## SEVEN CATS PLAYING OVERSEAS

- Kentucky women's basketball currently has seven alumnae who signed professional contracts to play overseas for the 2017-18 season.
  - Azia Bishop is playing for Feko Ilgaz in Turkey.
  - Bria Goss is playing for Maccabi Raanana in Israel.
  - DeNesha Stallworth and Jennifer O'Neill are playing for Sparta&K MR in Russia
  - Janean Thompson is playing for Piestanske C. in Slovakia
  - Evelyn Akhator is playing for Besiktas in Turkey
  - Makayla Epps is playing for Hoops Club in Lebanon.

## 9 STRAIGHT YEARS TOP 15 IN ATTENDANCE

- Big Blue Nation continues to show its massive support for Kentucky WBB as UK ranked 15th in average attendance during the 2017-18 season with 5,187 fans per game, marking the ninth straight year the Wildcats have ranked in the top 15 in average attendance nationally. UK has ranked top 25 in average attendance for 15 straight seasons.
- Overall in 16 home games – including three inside Rupp Arena – Kentucky amassed a total attendance of 82,984, which ranked top-20 nationally in total home attendance for 2017-18. Kentucky did not amass 100,000 for the seventh straight year, but played four fewer home games in 2017-18 than previous years.
- Kentucky's attendance numbers have reached impressive heights the last decade as the Wildcats have averaged 5,000 or more fans every year since 2009-10, while seven of the eight most-attended home games in program history have all come the past few years under head coach Matthew Mitchell.

## MITCHELLS DONATE \$1 MILLION TO UK ATHLETICS

- In June of 2014, Coach Matthew Mitchell and his wife, Jenna, pledged \$1 million over the next 10 years to the University of Kentucky Athletics Department. The donation will provide UK Athletics \$100,000 per year over the next 10 years to be used for a variety of capital projects, including updates and renovations for football. The donation is the largest ever given by a UK athletics employee to the athletics department.





## WHEN WAS THE LAST TIME ...

### SCORING

**A player scored 40+ points:** 42, Makayla Epps vs. Miss. State, 1-12-15

**A player scored 30+ points:** 31, Maci Morris vs. Morehead St., 11-28-18

**A player scored 25+ points:** 27, Maci Morris at Tennessee, 1-10-19

**A player scored 20+ points:** 23, Rhyne Howard at Alabama, 2-11-19

**Player came off the bench to score 20 or more points:** 20, Tatyana Wyatt vs. Evansville, 12-5-17

**Two players score 20 or more points in a game:** 22, Maci Morris; 21, Rhyne Howard at Texas A&M, 1-27-19

**Three players had 20 or more points in a game:** vs. Morehead St., 11-18-15 (28, Alexis Jennings; 22, Janee Thompson; 21 Makayla Epps)

**Two players score 30 points or more in a game:** n/a

**A player record five or more consecutive 20-plus point games:** 7 by Maci Morris (22 at Missouri, 2-8-18; 21 at Miss. State, 2-11-18; 20 vs. Arkansas, 2-15-18; 35 at South Carolina, 2-18-18; 20 at Ole Miss, 2-22-18; 22 vs. Miss. State, 2-25-18; 25 vs. Alabama, 3-1-18)

**A player record four or more consecutive 20-plus point games:** 7 by Maci Morris (22 at Missouri, 2-8-18; 21 at Miss. State, 2-11-18; 20 vs. Arkansas, 2-15-18; 35 at South Carolina, 2-18-18; 20 at Ole Miss, 2-22-18; 22 vs. Miss. State, 2-25-18; 25 vs. Alabama, 3-1-18)

**A player record three or more consecutive 20-plus point games:** 3 by Maci Morris (20 at Mississippi State, 1-6-19; 27 at Tennessee, 1-10-19; 20 at LSU, 1-17-19)

**A player record back-to-back 20-plus point games:** 2 by Maci Morris (22 at Texas A&M, 1-27-19; 21 vs. S. Carolina, 1-31-19)

**A player record back-to-back 30-plus point games:** Makayla Epps 31 vs. S. Carolina, 3-4-17; 30 vs. Belmont, 3-17-17

**A player score 15 or more points in the 1st half:** 15, Maci Morris vs. Rhode Island, 12-6-18

**A player score 15 or more points in the 2nd half and OT:** 16, Maci Morris at Texas A&M, 1-27-19

**A player score 20+ points in the 1st half:** 25, Maci Morris vs. Morehead St., 11-28-18

**A player score 20+ points in the 2nd half and OT:** 20, Rhyne Howard vs. Murray State, 12-21-18

**A player hit a last-second shot to win the game:** Rhyne Howard vs. Arkansas, 2-17-19 (hit the game-winning basket with 1.3 remaining in the contest to put Kentucky up 61-59)

**A freshman score 25 points or more:** 25, Rhyne Howard vs. Murray St., 12-21-18

**All five starters in double figures:** vs. Oklahoma, 3-21-16

**No player scored in double figures:** vs. LSU, 1-16-03

### DOUBLE-DOUBLES

**A player record a double-double:** Rhyne Howard (18pts/14rebs) vs. Arkansas, 2-17-19

**10-20 Game:** Evelyn Akhator (14pts/23rebs), vs. Ohio State, 3-19-17

**20-20 Game:** Valerie Still (42 pts/20 rbs) vs. Charleston, 12-19-82

**20-10 Game:** Taylor Murray (23pts/10asts) & Rhyne Howard (25pts/12rebs) vs. UNC, 11-24-18

**30-10 Game:** Victoria Dunlap (33 pts/18 rbs) vs. Butler, 11-15-09

**More than one player with a double-double in the same game:** Taylor Murray (23pts/10asts) & Rhyne Howard (25pts/12rebs) vs. UNC, 11-24-18

**Three players with a double-double in the same game:** Alexis Jennings (28pts/13rebs), Evelyn Akhator (12pts, 16rebs), Makayla Epps (21pts, 11rebs,12asts) vs. Morehead State, 11-18-15

**A player record back-to-back double-doubles:** Rhyne Howard (2) (25pts/12rebs) vs. UNC, 11-24-18; (17pts/10rebs) vs. Morehead State, 11-28-18

**More than one player record back-to-back double-doubles:** Victoria Dunlap (11 pts/12 rbs) and Eleia Roddy (13 pts/10 rbs) vs. NCAT, 1-1-09; Victoria Dunlap (20 pts/15 rbs) and Eleia Roddy (11 pts/10

rbs) vs. Miami (Ohio), 1-3-09

**Double-Double in Points and Rebs:** Rhyne Howard (18pts/14rebs), vs. Arkansas, 2-17-19

**Double-Double in Points and Assists:** Taylor Murray (23pts/10 ast) vs. UNC, 11-24-18

**Double-Double in Points and Blocks:** n/a

**Double-Double in Points and Steals:** Leslie Nichols (18 pts/11 steals) vs. Louisville, 2-14-86

**A player record four or more consecutive double-doubles:** 5 by Evelyn Akhator (10pts/14rebs) vs. Washington, 3-25-16, (18pts/10rebs) vs. Miami, 11-11-16, (28pts/13rebs) vs. Albany, 11-12-16, (17pts/11rebs) vs. New Hampshire, 11-17-16, (12pts/14rebs) at Colorado, 11-19-16

**A player record five or more consecutive double-doubles:** 5 by Evelyn Akhator (10pts/14rebs) vs. Washington, 3-25-16, (18pts/10rebs) vs. Miami, 11-11-16, (28pts/13rebs) vs. Albany, 11-12-16, (17pts/11rebs) vs. New Hampshire, 11-17-16, (12pts/14rebs) at Colorado, 11-19-16

**A player record a triple-double in a game:** (2nd in school history) Makayla Epps, vs. Morehead State, (21pts, 12ast, 11 rbs) 11-18-15

**A player record a perfect game (at least five FGs made):** Makayla Epps vs. Middle Tennessee, 12-12-14 (6-of-6 FGs)

**5 or more players score in double figures:** 6 vs. WCU (12-18-18) - Wyatt (16), Morris (13), Howard (18), Murray (11), Paschal (11), Roper (12)

**6 or more players score in double figures:** 6 vs. WCU (12-18-18) - Wyatt (16), Morris (13), Howard (18), Murray (11), Paschal (11), Roper (12)

**7 or more players score in double figures:** 8 vs. Lipscomb (11-21-13) - Stallworth (14), Walker (10), Thompson (16), Goss (18), Evans (12), O'Neill (11), Pinkett (15), Harper (12)

### FIELD GOALS

**Made 12 FG in a game:** 12, Maci Morris vs. Morehead State, 11-28-18

**Made 13 FG in a game:** 13, Maci Morris at South Carolina, 2-18-18

**Made 14 FG in a game:** 18, Makayla Epps vs. Mississippi State, 1-12-15

**Made 15 FG in a game:** 18, Makayla Epps vs. Mississippi State, 1-12-15

**Made 16 FG in a game:** 18, Makayla Epps vs. Mississippi State, 1-12-15

**Made 17 FG in a game:** 18, Makayla Epps vs. Mississippi State, 1-12-15

**Made 18 FG in a game:** 18, Makayla Epps vs. Mississippi State, 1-12-15

### FIELD GOALS ATTEMPTED

**Attempted 29 FG in a game:** 30, Makayla Epps vs. Miss. State, 1-12-15

**Attempted 28 FG in a game:** 30, Makayla Epps vs. Miss. State, 1-12-15

**Attempted 26 FG in a game:** 26, Maci Morris vs. Cal, 12-21-17

**Attempted 25 FG in a game:** 26, Maci Morris vs. Cal, 12-21-17

**Attempted 24 FG in a game:** 26, Maci Morris vs. Cal, 12-21-17

**Attempted 23 FG in a game:** 23, Maci Morris at South Carolina, 2-18-18

**Attempted 22 FG in a game:** 23, Maci Morris at South Carolina, 2-18-18

**Attempted 21 FG in a game:** 23, Maci Morris at South Carolina, 2-18-18

**Attempted 20 FG in a game:** 20, Rhyne Howard vs. Ole Miss, 1-13-19

### THREE-POINTERS

**A player with 5 in a game:** 5, Rhyne Howard at Auburn, 2-7-19

**A player with 6 in a game:** 7, Rhyne Howard vs. Southern, 11-11-18

**A player with 7 in a game:** \*7, Rhyne Howard vs. Southern, 11-11-18

**Attempted 10 or more in a game:** 11, Rhyne Howard vs. SU, 11-11-18

### FREE THROWS

**Made 10 FT in a game:** 11, Taylor Murray vs. Florida, 2-3-19

**Made 11 FT in a game:** 11, Taylor Murray vs. Florida, 2-3-19

**Made 12 FT or more in a game:** 12, Makayla Epps at Ole Miss, 01-21-16

**Attempted 10 FT in a game:** 13, Taylor Murray vs. Florida, 2-3-19

**Attempted 11 FT in a game:** 13, Taylor Murray vs. Florida, 2-3-19

**Attempted 12 FT in a game:** 13, Taylor Murray vs. Florida, 2-3-19





## WHEN WAS THE LAST TIME ...

**Attempted 15+ FTs in a game:** 15, Makayla Epps vs. Miami, 11-11-16  
**Hit 100% (10+ attempts):** Jaida Roper, 11-28-18 (10-10) vs. Morehead St.

### REBOUNDS

**A player with 10+ rebounds:** 14, Rhyne Howard vs. Arkansas, 2-17-19  
**A player with 11+ rebounds:** 14, Rhyne Howard vs. Arkansas, 2-17-19  
**A player with 12+ rebounds:** 14, Rhyne Howard vs. Arkansas, 2-17-19  
**A player with 13+ rebounds:** 14, Rhyne Howard vs. Arkansas, 2-17-19  
**A player with 14+ rebounds:** 14, Rhyne Howard vs. Arkansas, 2-17-19  
**A player with 15+ rebounds:** 15, Rhyne Howard vs. SHU, 12-29-18  
**A player with 16+ rebounds:** 23, Evelyn Akhator vs. Ohio St., 3-19-17  
**A player with 17+ rebounds:** 23, Evelyn Akhator vs. Ohio St., 3-19-17  
**A player with 18+ rebounds:** 23, Evelyn Akhator vs. Ohio St., 3-19-17  
**A player with 19+ rebounds:** 23, Evelyn Akhator vs. Ohio St., 3-19-17  
**A player with 20+ rebounds:** 23, Evelyn Akhator vs. Ohio St., 3-19-17  
**A player with 21+ rebounds:** 23, Evelyn Akhator vs. Ohio St., 3-19-17  
**A player with 25+ rebounds:** \*27, Valerie Still vs. National College, 2-9-82  
**A player with back-to-back games with 15+ rebounds:** Evelyn Akhator  
 15 rebs at Alabama (1-12-17); 16 rebs vs. Georgia (1-15-17)  
**10+ Rebs in three consecutive games:** 3, Evelyn Akhator (3-4 to 3-19-17)  
**10+ Rebs in four consecutive games:** 5, Evelyn Akhator (3-25-16 -  
 11-19-16)  
**10+ Rebs in five consecutive games:** 5, Evelyn Akhator (3-25-16 -  
 11-19-16)  
**10+ Rebs in six consecutive games:** 7, Eleia Roddy (2008)  
**Two players grab 10+ rebounds in a game:** 11, Akhator; 13, Murray  
 at LSU, 1-19-17  
**Three players grab 10+ rebounds in a game:** 16, Akhator; 13, Jennings;  
 11, Epps vs. Morehead State, 11-18-15

### ASSISTS

**A player with 8 or more assists in a game:** 10, Taylor Murray vs. UNC,  
 11-24-18  
**A player with 9 or more assists in a game:** 10, Taylor Murray vs. UNC,  
 11-24-18  
**A player with 10 or more assists in a game:** 10, Taylor Murray vs.  
 UNC, 11-24-18  
**A player with 11 or more assists in a game:** 11, Taylor Murray vs.  
 Florida, 2-19-17  
**A player with 12 or more assists in a game:** 12, Makayla Epps vs.  
 Morehead State, 11-18-15

### BLOCKS

**A player with 5 or more blocks in a game:** 5, KeKe McKinney vs.  
 Middle Tennessee, 12-15-18  
**A player with 6 or more blocks in a game:** 6, Alexis Jennings vs.  
 Oklahoma, 3-21-16  
**A player with 7 or more blocks in a game:** \*7, DeNesha Stallworth  
 vs. Texas A&M, 2-18-13

### STEALS

**A player with 5 steals in a game:** 6, Taylor Murray at Auburn, 2-7-19  
**A player with 6 steals in a game:** 6, Taylor Murray at Auburn, 2-7-19  
**A player with 7 steals in a game:** 7, Rhyne Howard, vs. URI, 12-6-18  
**A player with 8 steals in a game:** 9, A'dia Mathies vs. Neb.-Omaha, 11-23-11  
**A player with 9 steals in a game:** 9, A'dia Mathies vs. Neb.-Omaha, 11-23-11  
**A player with 10 steals in a game:** 10, Erica Jackson vs. ECU, 2-16-99  
**A player with 11 or more steals in a game:** \*11, Leslie Nichols vs.  
 Louisville, 2-14-86

### MINUTES

**Played every minute of a game:** 40 Taylor Murray vs. LSU, 2-4-18  
**Played over 40 minutes:** 44, Makayla Epps/Evelyn Akhator vs. Miss.

State, 2-23-17

**Played over 45 minutes:** 45, Makayla Epps & Makenzie Cann at  
 Louisville, 12-4-16

**Played over 50 minutes:** 51, Kastine Evans vs. Baylor - 4OT, 12-6-13

### FOULS

**Four or more UK players foul out in a game:** Jennifer Humphrey,  
 Sarah Elliott, Chanté Bowman, Brittany Edelen vs. Louisville, 12-3-06

### THE LAST TIME KENTUCKY...

**Won a game by 20 or more pts:** +22 (77-55) vs. VU, 1-3-19  
**Won an SEC game by 20 or more pts:** +22 (77-55) vs. VU, 1-3-19  
**Won a game by 30 or more pts:** +39 (88-49) vs. Murray St., 12-21-18  
**Won an SEC game by 30 or more pts:** +32 (89-57) vs. Ole Miss, 1-26-17  
**Won a game by 40 or more pts:** +60 (99-39) vs. WCU, 12-18-18  
**Won an SEC game by 40 or more points:** +44 (97-53) vs. Auburn, 1-20-13  
**Won a game by 50 or more pts:** +60 (99-39) vs. WCU, 12-18-18  
**Won an SEC game by 50 or more pts:** \*+53 (100-47) vs. Miss. St., 1-17-13  
**Won a game by 60 or more pts:** +60 (99-39) vs. WCU, 12-18-18  
**Won a game by 70 or more pts:** +75 (100-25) vs. Jacksonville St.,  
 11-15-11  
**Scored 100 pts or more in a game:** 100 vs. Evansville, 12-5-17  
**Scored 100 pts or more in an SEC game:** 108 vs. Ole Miss, 2-13-14  
**Scored 90 points or more in a game:** 99 vs. WCU, 12-18-18  
**Scored 90 points or more in three straight games:** 96 vs. Wagner,  
 11-10-13; 103 vs. Georgia Southern, 11-13-13; 96 vs. Central  
 Michigan, 11-17-13  
**Scored 90 points or more in four straight games:** 4 - 96 vs. Wagner,  
 11-10-13; 103 vs. Georgia Southern, 11-13-13; 96 vs. Central  
 Michigan, 11-17-13, 116 vs. Lipscomb 11-12-13  
**Scored 80 points or more in a game:** 89 vs. Murray St., 12-21-18  
**Scored 50 points or more in the first half:** 56 vs. WCU, 12-18-18  
**Scored 50 points or more in the second half:** 50 vs. Florida, 3-4-16  
**Scored 60 points or more in first half:** 60 vs. Grambling, 12-29-13  
**Scored 60 points or more in second half:** 60 vs. Ole Miss, 2-13-14  
**Lost a game by 20 or more points:** -23 (81-58) vs. Miss. State, 3-2-18  
**Lost a game by 30 or more points:** -30 (93-63) vs. South Carolina, 3-5-16  
**Lost a game by 40 or more points:** -44 (39-83) vs. Tennessee, 1-27-2001  
**Lost an SEC game by 40 or more pts:** -44 (39-83) vs. Tennessee, 1-27-01  
**Lost a game by 50 or more points:** -72 (38-110) vs. Tennessee, 1-21-01  
**Lost a game by 60 or more points:** -72 (38-110) vs. Tennessee, 1-21-01  
**Lost a game by 70 or more points:** -72 (38-110) vs. Tennessee, 1-21-01  
**Allowed 100 points:** 130 by Baylor, 12-6-13  
**Allowed 90 or more points:** 90 by Baylor, 11-30-17  
**Scored fewer than 50 points:** 49 vs. Ole Miss, 1-13-19  
**Scored fewer than 40 points:** 36 vs. LSU, 12-18-2005  
**Scored fewer than 25 points in a half:** 18 (1st) vs. Missouri, 1-24-19  
**Scored fewer than 20 points in a half:** 18 (1st) vs. Missouri, 1-24-19  
**Held opponent to 50 points or fewer:** 41 vs. Missouri, 1-24-19  
**Held opponent to 40 points or fewer:** 39 vs. WCU, 12-18-18  
**Held opponent to 30 points or fewer:** 24 by Jackson St., 11-29-15  
**Held opponent to 20 pts or fewer in the 1st half:** 15 vs. Ole Miss, 1-13-19  
**Held opponent to 20 pts or fewer in the 2nd half:** 20 vs. Missouri, 1-24-19  
**Held SEC opp. to 20 pts or fewer in the 1st half:** 15 vs. Ole Miss, 1-13-19  
**Held an opponent to 10 points or fewer in the first half:** \*9 by  
 Charleston Southern, 12-10-04  
**Held an opponent to 10 points or fewer in the second half:** \*7 by  
 Jackson St., 11-29-15  
**Won a game after trailing at the half:** vs. Arkansas, 2-17-19 (33-30)  
**Won a game after trailing 10+ at the half:** at Arizona St., 11-15-15 (29-17)  
**Won an SEC game after trailing at the half:** vs. Arkansas, 2-17-19 (33-30)  
**Won after trailing at the half at home:** vs. Arkansas, 2-17-19 (33-30)  
**Won a game after trailing at the half on the road:** at Wash. State,



## WHEN WAS THE LAST TIME ...

11-19-17 (35-34)  
**Scored 100 or more points and lost:** n/a  
**Scored 80 points or more and lost:** at S. Carolina, 2-26-17 (95-87)  
**Scored 50 points or fewer and won:** 48 vs. Louisville, 12-2-12  
**Game decided by one point:** vs. UCLA, 11-23-18 (W, 75-74 (ot))  
**Game decided by two points:** vs. Arkansas, 2-17-19 (W, 61-59)  
**Game decided by three points:** vs. Florida, 1-11-18 (56-53)  
**Shot 50 percent or better vs. non-conference opponent:** 50.7% (34-of-67) vs. Murray st., 12-21-18  
**Shot 50% or better vs. SEC opponent:** 51.9% (28-of-54) at Auburn, 2-7-19  
**Shot 50 percent or better in consecutive games:** three - MTSU (56.8%) 12-15-18; WCU (58.6%) 12-18-18; Murray St. (50.7) 12-21-18  
**Shot 55 percent or better:** 58.6 vs. WCU, 12-18-18  
**Shot 60 percent or better:** 64.7 vs. Alabama, 1-25-18  
**Shot 70 percent or higher in a half:** 71.4 (1st half) vs. Middle Tenn., 12-15-18  
**Shot 60 percent or higher from 3:** 60.0 vs. Middle Tenn., 12-15-18  
**Shot 30 percent or lower:** 26.6 vs. Ole Miss, (17-of-64), 1-13-19  
**Shot 20 percent or lower:** 20.0 vs. Georgia, (12-of-60), 3-02-07  
**Shot 15% or lower in a half:** 13.6 (1st half) vs. USC (3-of-22), 3-2-08  
**Held an opponent to lower than 30 percent:** 26.9% (14-of-52) by Sacred Heart, 12-29-18  
**Held an opponent to lower than 20 percent:** 15.6% (7-of-45) by Jackson State, 11-29-15  
**Held an opponent to lower than 15 percent in a half:** 4.2% (2nd half) vs. Jackson State, 11-29-15  
**Opponent shot 50 percent or better:** 52.1% by TAMU (25-of-48), 1-29-19  
**Opponent shot 60 percent or better:** 60.4% by South Carolina (32-of-53), 1-21-18  
**Opponent shot 50 percent or better in consecutive games:** Two straight - Florida, 58.0% (29-of-50), 1-31-16; South Carolina, 52.0% (26-of-50), 2-4-16  
**Did not hit a 3-pointer:** vs. Middle Tenn., 12-9-16 (0-of-9)  
**Held opponent without a 3-pointer:** Texas A&M (0-3), 2-28-16  
**Held consecutive opponents without a 3-pointer:** Delaware State, 11-10-12 (0-of-0) and Baylor, 11-13-12 (0-3)  
**Opponent hit 10 or more 3-pointers:** 10 by UNC, 11-24-18  
**Hit 10 or more 3-pointers:** 11 at Auburn, 2-7-19  
**Hit 11 or more 3-pointers:** 11 at Auburn, 2-7-19  
**Hit 12 or more 3-pointers:** 13 vs. Southern, 11-11-18  
**Hit 13 or more 3-pointers:** \*14 vs. Mississippi State, 1-8-12 (14-of-30)  
**Pulled down 60 or more rebounds:** \*67 vs. Morehead State, 11-18-15  
**Pulled down 65 or more rebounds:** \*67 vs. Morehead State, 11-18-15  
**Had 20 or more Reb. than Opp:** 22 vs. SHU, 12-29-18 (57-35)  
**Had 30 or more assists in a game:** 32 vs. Morehead St., 11-18-15  
**Had 20 or more assists in a game:** 20 vs. Murray St., 12-21-18  
**Had 20 or more assists in three straight games:** 4 - 32 vs. Morehead St., 11-18-15; 24 vs. Colorado 11-22-15; 26 vs. Eastern Michigan 11-25-15; 22 vs. Jackson State 11-29-15  
**Had 20 or more assists in four straight games:** 32 vs. Morehead St., 11-18-15; 24 vs. Colorado 11-22-15; 26 vs. Eastern Michigan 11-25-15; 22 vs. Jackson State 11-29-15  
**Had 20 or more assists in five straight games:** 26 vs. Louisville (2/23/82); 25 vs. Alabama (2/26/82); 29 vs. LSU (2/27/82), 27 vs. Tennessee (2/28/82) and 24 vs. Illinois (3/14/82)  
**Had 19 or more blocks in a game:** \*19 vs. North Carolina A&T, 12-6-05  
**Had 10 or more blocks in a game:** 10 vs. Evansville, 12-5-17  
**Opponent had 10 or more blocks in a game:** 10 vs. Ohio State, 3-19-17  
**Had 15 or more steals in a game:** 15 at Alabama, 2-11-19  
**Had 20 or more steals in a game:** 23 vs. Alabama State, 11-7-18  
**Had 25 or more steals in a game:** \*28 vs. West Virginia, 12-12-93  
**Opponent had 15 or more steals in a game:** 17 by LSU, 1-17-19  
**Forced 30 or more turnovers in a game:** 30 vs. Rhode Island, 12-6-18

**Forced 30 or more turnovers in an SEC game:** 31 vs. Tennessee, 3-3-13  
**Forced 40 or more turnovers in a game:** 43 vs. Alabama State, 11-7-18  
**Committed 30 or more turnovers in a game:** 30 at Florida, 1-31-16  
**Committed 30 or more turnovers and won:** 34 vs. Green Bay, 3-19-12  
**Committed five turnovers or fewer:** 5 vs. New Hampshire, 11-17-16  
**Committed 10 turnovers or fewer in a non-con game:** 10 vs. WCU, 12-18-18  
**Committed 10 turnovers or fewer in an SEC game:** 9 vs. Arkansas, 2-17-19  
**Opponent committed fewer than 10 turnovers:** 7 by UofL, 12-9-18  
**Attempted 40 FT:** 42 vs. Tennessee St., 3-20-15  
**Attempted fewer than five FT:** 4 vs. South Carolina, 1-13-11  
**Made 30 FT:** 31 vs. Tennessee St., 3-20-15  
**Made 40 FT:** 49\* vs. Baylor, 12-6-13  
**Hit 100 percent from the free-throw line (min. 10 made):** \*12-of-12 vs. Missouri, 1-13-13  
**Won an overtime game:** vs. UCLA, 11-24-18, (75-74) (N) 10T  
**Lost an overtime game:** vs. Arizona State, 12-11-16 (73-71) (A) 10T  
**Played a double-overtime game:** vs. Miss. State, 2-12-15 (92-90) (H)  
**Played a triple-overtime game:** vs. Baylor, 12-6-13 (133-130) (N) 40T  
**Played a quadruple-overtime game:** vs. Baylor, 12-6-13 (133-130) (N) 40T  
**Started three freshmen in a game:** (Evans, Conwright, Drake) vs. UTC, 12-11-10  
**Started four freshmen in a game:** (Mendeng, Helm, Hawthorne, Stoglin) vs. Tennessee, 1-27-2001  
**Defeated a Top-5 opponent:** 2-23-17 - #22/rv UK 78 - #3/2 vs. Miss. State 75 (OT) (H)  
**Defeated a Top-10 opponent:** 2-23-17 - #22/rv UK 78 - #3/2 vs. Miss. State 75 (OT) (H)  
**Defeated a Top-25 opponent:** 1-24-19 - #15 UK 52 - #25 vs. MIZ 41 (H)  
**Defeated a Top-25 non-conference opponent at home:** 12-1-16 - #17 UK 82 - #12 Oklahoma 68 (H)  
**Defeated a Top-25 non-conference opponent on the road:** 11-15-15 - #17/18 UK 68 - #15/15 Arizona State 64 (A)  
**Defeated a Top-25 opponent at a neutral site:** 11-22-18 - #rv UK 85 - #17 vs. USF 63 (N) - 2018 Paradise Jam  
**Defeated a Top-10 SEC opponent at home:** 2-23-17 - #22/rv UK 78 - #3/2 vs. Miss. State 75 (OT) (H)  
**Defeated a Top-25 SEC opponent at home:** 1-24-19 - #15 UK 52 - #25 vs. Missouri 41 (H)  
**Defeated a Top-25 opponent on the road:** 2-21-19 - #16 UK 65 - #13 vs. South Carolina 57 (A)  
**Defeated a Top-25 SEC opponent on the road:** 2-21-19 - #16 UK 65 - #13 vs. South Carolina 57 (A)  
**Defeated a Top-10 opponent on the road:** 12-7-14 - UK 77 - #7/7 Louisville 68 (A)  
**Defeated a Top-10 SEC opponent on the road:** 2-16-14 - UK 75 - #8/8 Tennessee 71 (A)  
**Was defeated by an unranked opp. (while ranked) at home:** vs. Ole Miss (55-49), 1-13-19 (#16/16)  
**Was defeated by an unranked opp. (while ranked) on the road:** at Miami (Fla.) (54-65), 12-10-17 (#20/23)  
**Was defeated by an unranked opp. (while ranked) at a neutral site:** vs. Illinois (77-71), 11-27-14 (#9/10)  
*\* Denotes a school record*





## TOP-10 HOME GAMES ATTENDANCES (! INCLUDES RUPP ARENA)

1.	23,705	Duke !	12/22/13
2.	22,075	Baylor !	11/17/14
3.	18,488	DePaul !	12/07/12
4.	17,150	Duke !	12/20/15
5.	14,508	Duke !	12/08/11
6.	14,425	Louisville !	12/10/15
7.	13,689	Tennessee !	01/26/06
8.	10,622	Old Dominion	02/05/83
9.	10,390	Rutgers !	01/12/80
10.	10,192	Louisville !	12/28/06



## Memorial Coliseum (8,000)

- The Coliseum covers an entire city block and has as much space as a seven-story office building. It currently has a capacity of 8,000.
- The Coliseum was built in 1950 and serves as a memorial to every Kentuckian who lost their life serving their country.
- A massive new LED video board spanning approximately 1,800 square feet with dimensions of 30 feet by 60 feet is set to be installed in Memorial Coliseum this fall.
- Wildcat fans are passionate about their basketball, that's why UK has ranked in the nation's top 25 and in the SEC's top four in attendance 15 straight years.
- The Cats are 161-29 at Memorial in the Matthew Mitchell Era.
- UK averaged 5,186 fans per game in 2017-18 which ranked 15th nationally.
- UK drew 116,164 fans for its home games in 2015-16 the second-highest total attendance in school history.

## HOME COURT WINNING STREAKS (INCLUDES RUPP ARENA)

	Games	Began	Ended
1.	34	Feb. 13, 2011	Feb. 3, 2013
2.	30	Feb. 12, 1980	Jan. 31, 1982
3.	25	March 19, 2009	Jan. 9, 2010
4.	19	Feb. 23, 1982	Feb. 9, 1983
5.	14	Jan. 31, 1990	Jan. 27, 1991
6.	13	Jan. 30, 1984	Jan. 13, 1985
	13	March 2, 2014	Jan. 29, 2015
8.	11	Feb. 7, 1987	Jan. 7, 1988
	11	Feb. 10, 1979	Feb. 2, 1980
10.	10	Nov. 19, 2004	Jan. 27, 2005



## Rupp Arena (23,500)

- An awesome structure in sight and scope, the arena is divided into two seating areas. The lower level features 10,000 cushioned theater seats. The upper level has 13,000 seats on epoxy-coated metal bleachers. The latter can be visually isolated to provide more natural setting for small shows.
- The Wildcats command an exclusive and updated state-of-the-art locker room, while other amenities include six team-size dressing rooms and eight smaller units.
- In 2013-14, UK set the new single-game attendance record when 23,706 fans saw UK face No. 2 Duke in Rupp Arena on Dec. 22, 2013. The attendance marked the largest crowd ever to see a college women's hoops game in the Commonwealth — the previous mark was 22,152 for the first Kentucky-Louisville game played in the KFC Yum! Center on Dec. 5, 2010.
- In 2015-16, Kentucky packed 17,150 fans in Rupp Arena on Dec. 20 against Duke, which was the fourth-largest home crowd in program history. On Dec. 10, the Wildcats had 14,425 fans at the historic arena, which was the sixth-largest home crowd in school history.
- Kentucky will play two games inside Rupp Arena in 2018-19 after playing three games inside the historic building last season.

## KENTUCKY ATTENDANCE AVERAGES LAST 15 YEARS

Year	Total	(Games) Rank	Avg. PG
2003-04	72,533	(14 games) 16th	5,182
2004-05	90,663	(19 games) 20th	4,772
2005-06	77,411	(15 games) 20th	5,161
2006-07	87,943	(15 games) 13th	5,863
2007-08	85,769	(18 games) 23rd	4,756
2008-09	75,194	(17 games) 21st	4,423
2009-10	95,615	(17 games) 14th	5,624
2010-11	95,453	(15 games) 11th	6,364
2011-12	113,068	(18 games) 13th	6,282
2012-13	104,447	(17 games) 11th	6,144
2013-14	121,089*	(18 games) 9th	6,727*
2014-15	108,436	(17 games) 8th	6,379
2015-16	116,164	(18 games) 8th	6,454
2016-17	104,252	(20 games) 14th	5,213
2017-18	82,984	(16 games) 15th	5,187

\* - SCHOOL RECORD



## MISCELLANEOUS AND SPECIALTY STATS

### LEADING SCORER

Rhyne Howard	14
Maci Morris	10
Taylor Murray	4

### LEADING REBOUNDER

Rhyne Howard	15
KeKe McKinney	7
Ogechi Anyagaligbo	3
Maci Morris	2
Tatyana Wyatt	2
Taylor Murray	2
KeKe McKinney	1
Amanda Paschal	1

### LEADER IN ASSISTS

Taylor Murray	13
Jaida Roper	8
Rhyne Howard	5
Amanda Paschal	3
Maci Morris	3
Blair Green	1

### CHARGES DRAWN

Kentucky	49
Jaida Roper	11
Rhyne Howard	10
Tatyana Wyatt	9
Maci Morris	9
Ogechi Anyagaligbo	5
Amanda Paschal	2
KeKe McKinney	1
Taylor Murray	1
Blair Green	1
Opponents	10

### 10-SEC. BACKCOURT VIOLATION FORCED

Kentucky	2
Opponent	0

### 5-SEC. OUT-OF-BOUNDS CALLS FORCED

Kentucky	6
Opponent	1

### SHOT CLOCK VIOLATIONS FORCED

Kentucky	11
Opponent	9

### 20-POINT SCORING GAMES

Maci Morris	8
Rhyne Howard	8
Taylor Murray	2

### 30-POINT SCORING GAMES

Maci Morris	1
-------------	---

### 40-POINT SCORING GAMES

TBD	
-----	--

### DOUBLE-FIGURE SCORING GAMES

Maci Morris	22
Rhyne Howard	22
Taylor Murray	19
Jaida Roper	8
Blair Green	4
Tatyana Wyatt	3
KeKe McKinney	2
Amanda Paschal	1
Ogechi Anyagaligbo	1

### DOUBLE-FIGURE REBOUND GAMES

Rhyne Howard	6
Ogechi Anyagaligbo	1
KeKe McKinney	1

### 20-PLUS REBOUNING GAMES

TBD	
-----	--

### SEASON DOUBLE-DOUBLES

Rhyne Howard	5
Taylor Murray	1

### TECHNICAL FOULS

Kentucky	0
Opponent	3

### UK'S FIRST SUBSTITUTION

Blair Green	10
Amanda Paschal	8
Ogechi Anyagaligbo	7
Jaida Roper	5
Taylor Murray	1

### FIRST TO SCORE

Maci Morris	11
Rhyne Howard	5
Tatyana Wyatt	4
Taylor Murray	2
Jaida Roper	2
KeKe McKinney	2
Amanda Paschal	1

### JUMP BALLS CONTROLLED

Kentucky	15
Tatyana Wyatt	13
Rhyne Howard	2
Opponent	13

### RUNS OF 10 OR BETTER

Kentucky	20
Opponent	3

### LARGEST HALFTIME LEAD

vs. WCU	36
---------	----

### LARGEST HALFTIME LEAD (SEC)

vs. Vanderbilt	16
----------------	----

### LARGEST HALFTIME DEFICIT

at Mississippi State	-14
----------------------	-----

### LARGEST HALFTIME DEFICIT (SEC)

at Mississippi State	-14
----------------------	-----

### LARGEST UK LEAD

vs. WCU	61
---------	----

### LARGEST UK WIN

vs. vs. WCU	60
-------------	----

### LARGEST UK WIN (SEC)

vs. Vanderbilt	22
----------------	----

### LARGEST UK DEFICIT

at Mississippi State	21
----------------------	----

### LARGEST UK DEFICIT (SEC)

at Mississippi State	21
----------------------	----

### LARGEST UK LOSS

at Mississippi State	15
----------------------	----

### LARGEST UK LOSS (SEC)

at Mississippi State	15
----------------------	----

### MOST CONSECUTIVE POINTS

vs. Alabama State	19
-------------------	----

### MOST CONSECUTIVE POINTS (SEC)

at Auburn	14
-----------	----

### SPECIALTY STATS

PP - Points in the paint; POT - Points off turnovers; 2nd - Second-chance points; FB - Fast break points; BP - Bench points

Opponent	KENTUCKY/OPPONENT				
	PP	POT	2nd	FB	BP
Alabama State	28/16	51/4	14/8	9/0	34/22
Southern	24/18	41/12	7/4	4/0	26/23
Virginia	24/20	32/14	8/7	2/4	24/20
High Point	26/18	15/15	9/7	6/2	19/5
South Florida	20/28	17/8	8/15	4/19	28/10
UCLA	22/48	19/11	9/20	10/16	20/14
North Carolina	26/20	34/17	8/7	11/22	12/5
Morehead State	30/36	38/10	17/11	2/10	24/20
Rhode Island	28/32	21/8	15/8	2/4	10/4
Louisville	28/42	11/7	20/6	0/12	9/10
MTSU	18/38	21/11	6/4	8/2	17/11
Western Carolina	40/20	33/4	15/3	6/0	35/9
Murray State	34/24	25/8	12/5	6/0	32/16
Sacred Heart	36/14	18/5	13/3	6/4	22/4
Vanderbilt	24/30	30/21	12/4	0/0	27/8
Miss. State	22/48	28/31	12/25	4/12	16/9
Tennessee	20/36	22/15	13/20	6/6	29/14
Ole Miss	10/18	8/15	5/9	0/2	13/6
LSU	24/32	14/26	9/13	0/4	16/6
Missouri	26/8	21/8	17/3	2/4	9/11
Texas A&M	20/32	9/11	14/5	7/11	7/5
South Carolina	28/44	16/16	18/19	0/10	7/7
Florida	26/22	31/15	16/8	2/6	19/18
Auburn	20/36	14/22	7/6	12/8	20/17
Alabama	22/22	20/5	3/9	11/4	10/10
Arkansas	30/24	10/10	13/14	4/2	10/9
South Carolina	18/24	19/16	15/13	8/8	10/16
LSU					
Texas A&M					
LSU					
Georgia					
Total	674/750	618/345	305/256	132/172	505/312

### CLUTCH FREE THROWS - INDIVIDUAL/SEASON TOTALS

(final three minutes of regulation and overtime in a six-point game)

Player	FT-FTA	Pct.
Amanda Paschal	9-10	.900
Maci Morris	2-4	.500
Rhyne Howard	9-13	.692
Taylor Murray	1-2	.500
Tatyana Wyatt	1-4	.250
Jaida Roper	9-10	.900
Ogechi Anyagaligbo	0-2	.000
KeKe McKinney	1-2	.500
TOTAL	27-41	.658

### MOST CONSECUTIVE OPP. POINTS

at Mississippi State	12
----------------------	----

### LARGEST 1ST HALF DEFICIT IN SEC WIN

vs. Florida	9
-------------	---

### MOST CONSECUTIVE OPP. PTS (SEC)

at Mississippi State	12
----------------------	----

### LARGEST 2ND HALF DEFICIT IN SEC WIN

at LSU	2
--------	---

### LARGEST LEAD IN 1ST HALF

vs. WCU	36
---------	----

### LONGEST WINNING STREAK

Nov. 7-Dec. 6	9
---------------	---

### LARGEST DEFICIT IN 1ST HALF

at Mississippi State	19
----------------------	----

### LONGEST SEC WINNING STREAK

Feb. 3-21	5
-----------	---

### LARGEST LEAD IN 2ND HALF

vs. WCU	61
---------	----

### LONGEST LOSING STREAK

Jan. 27-Jan. 31	2
-----------------	---

### LARGEST DEFICIT IN 2ND HALF

at Mississippi State	21
----------------------	----

### LARGEST MEMORIAL COL. CROWD

vs. Arkansas	5,680
--------------	-------

### LARGEST LEAD IN LOSS

vs. South Carolina	10
--------------------	----

### LARGEST HOME CROWD

vs. Florida	10,031
-------------	--------

### LARGEST 1ST HALF DEFICIT IN WIN

vs. UNC	11
---------	----

### LARGEST ROAD CROWD

at Louisville	13,786
---------------	--------

### LARGEST 2ND HALF DEFICIT IN WIN

vs. UNC	13
---------	----

### LARGEST NEUTRAL CROWD

vs. South Florida	874
-------------------	-----





## 2018-19 GAME REVIEWS

EXH

### KENTUCKY 101, LINCOLN MEMORIAL 64 - FINAL

Nov. 2, 2018 • Lexington, Ky. (Memorial Coliseum)



Official Basketball Box Score - Game Totals - Final Statistics  
**Lincoln Memorial vs Kentucky**  
11/02/18 7:02pm at Memorial Coliseum, Lexington, Ky.



#### Lincoln Memorial 64

#	Player	Total		3-Ptr		Rebounds		PF	TP	A	T	Blk	Stl	Min
		FG	FGA	FG	FTA	Off	Def							
34	Jachimczuk, Maggie	5-7	0-0	0-0	0-0	2	1	3	4	10	3	0	0	17
12	Duggins, Sydney	2-7	1-5	0-0	0-0	1	5	6	0	5	5	6	0	37
21	Griffith, Emily	4-12	0-0	1-1	3	7	10	5	9	5	7	0	0	30
24	Griffith, Rachel	9-12	5-6	3-3	2	0	2	2	26	4	6	0	1	39
35	Proffitt, Lindsay	2-4	2-3	0-0	1	4	5	2	6	1	0	1	1	26
04	Kiser, Lexi	2-4	1-1	0-0	0	2	2	2	5	0	3	0	0	13
10	Marsh, Brianna	1-7	1-2	0-0	1	0	1	2	3	0	2	0	0	15
14	Kirkpatrick, Addi	0-6	0-0	0-2	4	2	6	3	0	0	0	0	0	23
Team														20
Totals		25-59	10-17	4-6	16	23	39	20	64	15	31	1	2	200
1st FG %: 5-14 35.7% 2nd: 9-16 56.3% 3rd: 7-14 50.0% 4th: 4-15 26.7% Game: 25-59 42.4% Deadball Rebounds 2,1														
3FG %: 2-3 66.7% 4-5 80.0% 3-4 75.0% 1-5 20.0% 10-17 58.8% 4-6 66.7%														
FT %: 0-0 0.0% 1-1 100.0% 1-1 100.0% 2-4 50.0%														

#### Kentucky 101

#	Player	Total		3-Ptr		Rebounds		PF	TP	A	T	Blk	Stl	Min
		FG	FGA	FG	FTA	Off	Def							
03	McKinney, KeKe	4-6	1-1	0-3	3	1	4	4	9	2	2	0	4	15
14	Wyatt, Tatyana	6-10	0-0	4-7	8	1	9	3	16	0	0	3	1	20
04	Morris, Maci	5-14	1-5	0-0	3	2	5	0	11	4	1	3	1	26
10	Howard, Rhyne	5-13	3-7	2-2	2	3	5	1	15	5	0	2	3	27
24	Murray, Taylor	5-6	1-2	3-3	1	1	2	1	14	6	0	1	4	22
00	Halsel, LaShae	0-0	0-0	0-0	0	0	0	0	0	1	0	0	0	3
05	Green, Blair	8-17	0-3	1-1	1	3	4	0	17	1	1	1	1	23
12	Paschal, Amanda	4-5	0-1	0-0	1	1	2	0	8	1	0	0	0	18
21	Anyagallo, Ogechi	2-4	0-0	1-4	2	2	4	5	5	1	1	4	0	17
23	Roach, Kameron	1-4	0-1	0-0	1	0	1	2	2	0	0	0	1	10
32	Roper, Jaide	1-5	0-3	2-2	2	0	2	0	4	5	1	0	2	19
Team														200
Totals		41-84	6-23	13-22	24	16	40	16	101	26	7	12	18	200
1st FG %: 10-22 45.5% 2nd: 8-22 36.4% 3rd: 14-24 58.3% 4th: 9-16 56.3% Game: 41-84 48.8% Deadball Rebounds 4,2														
3FG %: 3-8 37.5% 2-7 28.6% 1-5 20.0% 0-3 0.0% 6-23 26.1%														
FT %: 4-6 66.7% 2-3 66.7% 2-7 28.6% 1-2 50.0%														

Officials: Tina Napier, Gina Cross, Carmen Portorreal  
Technical fouls: Lincoln Memorial-None. Kentucky-None.  
Attendance: 1203

Score by periods	1st	2nd	3rd	4th	Total
Lincoln Memorial	12	23	18	11	64
Kentucky	27	23	31	20	101

Last FG - LMU 4th-01:05, UK 4th-00:59.  
Largest lead - LMU by 6 1st-07:04, UK by 37 4th-06:29.  
LMU led for 04:14, UK led for 34:35. Game was tied for 00:53.

Score tied - 1 time.  
Lead changed - 1 time.

Notables: Kentucky dominated in his exhibition by forcing 31 turnovers and scoring 41 points off those miscues ... Freshman Blair Green led Kentucky with 17 points while sophomore Tatyana Wyatt had 16 and fellow freshman Rhyne Howard had 15 points and hit three 3s ... Wyatt was UK's leading rebounder with eight offensive boards which would have been a career high ... UK had five players score in double figures.

2

### KENTUCKY 91, SOUTHERN 41 - FINAL

Nov. 11, 2018 • Lexington, Ky. (Memorial Coliseum)



Official Basketball Box Score - Game Totals - Final Statistics  
**Southern University vs Kentucky**  
11/11/18 7:02pm at Memorial Coliseum, Lexington, Ky.



#### Southern University 41 • 2-1

#	Player	Total		3-Ptr		Rebounds		PF	TP	A	T	Blk	Stl	Min
		FG	FGA	FG	FTA	Off	Def							
02	Scott, Alyric	1-4	0-1	0-0	1	0	1	2	2	3	1	2	3	24
22	Moore, Taneara	0-0	0-0	0-0	0	2	2	5	0	3	1	3	0	16
33	Blissett, Sarai	2-5	0-0	0-0	1	3	4	3	4	0	1	1	0	21
04	O'Bear, Skylar	3-14	2-8	0-0	1	2	3	1	8	2	3	0	0	35
12	Parsons, Courtney	2-4	0-1	0-0	0	1	1	3	4	1	5	0	0	16
03	Rose, Brittany	2-6	2-4	1-2	1	1	2	0	7	4	2	0	0	25
05	Charles, Danayea	0-1	0-0	4-6	0	3	3	2	4	3	4	0	1	24
20	Mcwain, Amani	0-0	0-0	0-0	0	0	1	0	0	0	0	0	0	5
24	Towner, Jaden	1-3	0-2	0-0	0	1	1	2	2	0	4	0	0	16
32	McGhee, Ceundra	1-4	0-0	0-0	2	2	4	2	2	0	0	1	1	9
35	Williams, Callain	0-4	0-1	2-2	1	2	3	0	2	0	0	0	0	13
42	Thompson, Briana	3-4	0-0	0-0	0	0	3	3	6	0	0	0	0	10
Team														200
Totals		15-49	4-17	7-10	9	21	30	24	41	11	29	2	2	200
1st FG %: 5-11 45.5% 2nd: 1-11 9.1% 3rd: 4-11 36.4% 4th: 5-16 31.3% Game: 15-49 30.6% Deadball Rebounds 3,2														
3FG %: 1-4 25.0% 0-3 0.0% 1-5 20.0% 1-2 50.0%														
FT %: 0-0 0.0% 5-6 83.3% 1-2 50.0%														

#### Kentucky 91 • 2-0

#	Player	Total		3-Ptr		Rebounds		PF	TP	A	T	Blk	Stl	Min
		FG	FGA	FG	FTA	Off	Def							
03	McKinney, KeKe	2-4	0-1	1-2	0	5	5	0	5	3	1	2	3	24
14	Wyatt, Tatyana	2-6	0-0	4-6	4	1	5	2	8	0	1	0	2	23
04	Morris, Maci	4-7	2-4	2-2	0	3	3	4	12	0	1	0	1	23
10	Howard, Rhyne	9-10	7-11	2-2	1	3	4	1	29	4	4	1	0	28
24	Murray, Taylor	4-8	1-2	2-2	2	2	3	2	11	2	0	0	3	28
00	Halsel, LaShae	1-1	0-0	0-0	0	0	0	0	0	0	0	0	0	3
05	Green, Blair	1-9	1-4	0-0	0	1	1	4	3	1	1	0	2	18
12	Paschal, Amanda	1-1	0-0	3-4	0	1	1	1	5	4	0	0	3	18
21	Anyagallo, Ogechi	3-4	0-0	0-1	1	2	3	0	6	1	0	0	0	12
23	Roach, Kameron	1-2	0-0	0-0	1	1	1	0	2	0	0	0	0	5
32	Roper, Jaide	3-6	2-3	0-0	0	2	2	1	8	2	0	0	0	18
Team														200
Totals		32-64	13-25	14-19	11	24	35	15	91	22	10	3	15	200
1st FG %: 9-17 52.9% 2nd: 8-16 50.0% 3rd: 6-15 40.0% 4th: 9-16 56.3% Game: 32-64 50.0% Deadball Rebounds 3,1														
3FG %: 3-6 50.0% 3-8 37.5% 2-5 40.0% 5-6 83.3% 13-25 52.0%														
FT %: 6-7 85.7% 3-4 75.0%														

Officials: Ed Sidlasky, Marcus Clayton, Jennifer Rezac  
Technical fouls: Southern University-None. Kentucky-None.  
Attendance: 3870

Score by periods	1st	2nd	3rd	4th	Total
Southern University	11	7	10	13	41
Kentucky	27	23	17	24	91

Last FG - SUBRW 4th-02:59, UK 4th-00:35.  
Largest lead - SUBRW None, UK by 50 4th-00:35.  
SUBRW led for 00:00, UK led for 39:25. Game was tied for 00:35.

Score tied - 0 times.  
Lead changed - 0 times.

Notables: Kentucky shot 50 percent from the field and 52 percent from long range with 13 3-pointers ... The 13 3s made were tied for the second most 3s made in a game in program history and the first time UK has accomplished that feat since hitting 14 against Mississippi State on Jan. 8, 2012 ... Howard's seven 3-pointers in the game tied the program record for most 3s made in a game.

1

### KENTUCKY 87, ALABAMA STATE 35 - FINAL

Nov. 7, 2018 • Lexington, Ky. (Memorial Coliseum)



Official Basketball Box Score - Game Totals - Final Statistics  
**Alabama State vs Kentucky**  
11/07/18 7:02pm at Memorial Coliseum, Lexington, Ky.



#### Alabama State 35 • 0-1

#	Player	FG		3-Ptr		Rebounds		PF	TP	A	T	Blk	Stl	Min				
		F	G	F	A	Off	Def											
00	Emmanuel, Ayana	3	5	1	1	1	3	4	3	8	0	13	0	27				
21	Ward, Shmya	1	4	0	0	0	1	7	8	3	2	1	5	4	1	28		
34	Harvey, Victoria	0	0	0	0	0	0	2	2	2	0	0	4	0	0	11		
03	Crawford, Jayla	9	1	5	0	0	0	1	2	3	2	2	1	3	0	0	20	
23	Gipson, Areleatha	1	0	0	0	1	2	1	1	2	1	2	6	0	0	0	18	
01	Rueph, Tyeisha	0	0	0	1	0	0	1	2	0	0	0	0	0	0	0	16	
02	Smith, Amani	1	0	0	0	0	0	2	2	0	0	0	0	0	0	0	12	
05	Nelson, Aliyah	1	1	0	0	0	0	2	2	5	2	0	1	0	0	0	12	
12	Lee, Courtney	2	3	1	2	0	0	0	2	2	0	5	1	4	0	0	17	
10	Howard, Kayuana	1	1	1	1	0	0	0	0	3	1	2	0	0	0	0	13	
15	Berry, Keane	1	0	0	0	0	0	0	2	2	0	1	0	0	0	0	13	
04	Anderson, Taylor	2	12	1	6	1	0	1	0	5	1	2	0	0	0	0	20	
06	Calhoun, Tatyana	2	3	0	0	1	1	3	4	1	5	0	0	0	0	0	10	
	Team						2	2	4			1						
	Totals		14-41		4-11		3-5		9	26	35	22	35	8	4	3	4	201





### 2018-19 GAME REVIEWS

4

## KENTUCKY 71, HIGH POINT 49 - FINAL

Nov. 18, 2018 • Lexington, Ky. (Memorial Coliseum)



Official Basketball Box Score -- Game Totals -- Final Statistics  
**High Point vs Kentucky**  
 11/18/18 2:02pm at Memorial Coliseum, Lexington, Ky.



### High Point 49 • 2-1

#	Player	Total	3-Ptr	Rebounds	PF	TP	A	T	Bk	Stl	Min
		FG-FGA	FG-FGA	FT-FTA	Off Def Tot						
14	MORGAN, Shea	r 3-7	0-0	4-4	2 1 3	4	10	0	3	0	1 37
40	VANSLOOTEN, Olivia	r 1-3	0-0	0-0	2 6 8	3	2	1	1	1	24
62	BROWN, Camryn	g 2-12	1-8	3-4	1 0 1	3	8	4	2	0	1 29
10	BOCKRATH, Emma	g 4-16	3-7	3-4	1 5 6	3	14	2	3	0	1 33
21	EDWARDS, Lindsey	g 4-9	0-0	2-3	2 9 11	2	10	1	6	0	2 40
04	DAVIS, Bre	g 0-0	0-0	2-2	0 0 0	1	2	3	1	0	10
13	CURRAN, Skyler	g 0-4	0-4	0-0	1 0 1	4	0	0	3	0	11
23	BULL, Miya	g 1-2	0-0	1-2	0 0 0	2	3	0	0	0	1 16
Team					3 2 5						
Totals		15-53	4-19	15-19	12 23 35	22	49	11	19	1	7 200

1st FG %:	3-14	21.4%	2nd:	4-14	28.6%	3rd:	3-11	27.3%	4th:	5-14	35.7%	Game:	15-53	28.3%	Deadball
3FG %:	1-5	20.0%		3-9	33.3%		0-2	0.0%		4-19	21.1%		15-53	28.3%	Rebounds
FT %:	0-1	0.0%		10-12	83.3%		3-4	75.0%		2-2	100.0%		15-19	78.9%	1,1

### Kentucky 71 • 4-0

#	Player	Total	3-Ptr	Rebounds	PF	TP	A	T	Bk	Stl	Min
		FG-FGA	FG-FGA	FT-FTA	Off Def Tot						
03	McKinney, KeKe	r 2-4	1-1	1-4	3 6 9	2	6	0	1	3	1 24
21	Anyagallobo, Ogechi	r 0-1	0-0	1-4	0 1 1	3	0	2	1	0	19
04	Morris, Maci	g 8-16	2-7	4-4	0 5 5	2	22	1	2	2	1 27
10	Howard, Rhynne	g 4-12	2-5	0-0	2 4 6	4	10	2	3	2	0 25
24	Murray, Taylor	g 5-5	0-0	4-4	1 0 1	2	14	1	3	0	3 24
00	Halse, LaShae	g 0-1	0-0	0-0	0 0 0	0	0	0	0	0	4
05	Green, Blair	g 5-10	0-1	0-0	1 3 4	0	10	3	1	1	0 28
12	Paschal, Amanda	g 1-3	0-0	4-4	1 2 3	1	6	3	0	0	1 19
23	Roach, Kameron	g 0-1	0-0	0-0	0 1 1	3	0	1	0	0	1 7
32	Roper, Jaida	g 1-6	1-2	0-0	0 1 1	1	3	2	2	1	0 23
Team					1 4 5						
Totals		26-59	6-16	13-16	9 27 36	18	71	15	13	9	7 200

1st FG %:	6-13	46.2%	2nd:	8-18	44.4%	3rd:	7-14	50.0%	4th:	5-14	35.7%	Game:	26-59	44.1%	Deadball
3FG %:	1-5	20.0%		2-4	50.0%		0-0	0.0%		6-16	37.5%		26-59	44.1%	Rebounds
FT %:	7-7	100.0%		4-5	80.0%		0-0	0.0%		2-4	50.0%		13-16	81.3%	3,2

Officials: Bryan Enterline, Chaney Muench, Greg Small  
 Technical fouls: High Point-None. Kentucky-None.  
 Attendance: 4064

Score by periods	1st	2nd	3rd	4th	Total
High Point	7	21	9	12	49
Kentucky	20	22	15	14	71

Last FG - HPU 4th-03:16, UK 4th-02:28.  
 Largest lead - HPU by 5 1st-07:05, UK by 26 4th-04:58.  
 HPU led for 04:31. UK led for 33:30. Game was tied for 01:59.

Notables: Kentucky had 15 assists on 26 made baskets and has had 15 or more assists in three of its four games this season ... Senior guard Maci Morris led all scorers with 22 points going 8-of-16 from the field with five rebounds ... This was Morris' first 20-point scoring game of the season and the 13th of her career ... Sophomore forward KeKe McKinney had a season-best nine rebounds.

6

## KENTUCKY 75, UCLA 74 - FINAL (OT)

Nov. 23, 2018 • St. Thomas Island (UVI S&F Center)



Official Basketball Box Score -- Game Totals -- Final Statistics  
**UCLA vs Kentucky**  
 11/23/18 2:00 p.m. AST at St. Thomas, U.S. Virgin Islands



### UCLA 74 • 3-3

#	Player	Total	3-Ptr	Rebounds	PF	TP	A	T	Bk	Stl	Min
		FG-FGA	FG-FGA	FT-FTA	Off Def Tot						
11	DRUMMER, Lajahna	r 2-5	0-0	1-9	6 4 10	5	5	0	3	1	1 25
21	ONYENWERE, Michaela	r 12-18	0-0	4-7	5 3 8	5	28	2	1	2	2 40-
03	JEFFERSON, Kiara	g 1-2	0-1	0-0	0 2 2	1	2	0	0	0	1 28
04	CORSARO, Lindsey	g 2-6	1-3	2-4	2 7 9	4	7	0	7	1	0 42
22	BURKE, Kennedy	g 7-13	0-3	4-5	2 5 7	4	18	3	2	2	0 40
02	SMITH, Ahlana	g 0-1	0-0	0-0	0 0 0	0	0	0	0	0	3
04	DEAN, Japreece	g 4-10	1-1	1-2	0 1 1	4	10	0	2	0	0 29
33	MILLER, Lauryn	g 2-3	0-0	0-1	1 2 3	1	4	2	2	0	1 18
Team					1 5 6						
Totals		30-58	2-8	12-28	17 29 46	24	74	9	19	6	7 225

1st FG %:	6-14	42.9%	2nd:	7-14	50.0%	3rd:	5-13	38.5%	4th:	9-11	81.8%	Game:	30-58	51.7%	Deadball
3FG %:	1-2	50.0%		1-1	50.0%		0-0	0.0%		0-0	0.0%		30-58	51.7%	Rebounds
FT %:	2-6	33.3%		1-4	25.0%		4-11	36.4%		3-4	75.0%		12-28	42.9%	8

### Kentucky 75 • 6-0

#	Player	Total	3-Ptr	Rebounds	PF	TP	A	T	Bk	Stl	Min
		FG-FGA	FG-FGA	FT-FTA	Off Def Tot						
03	McKinney, KeKe	r 1-4	0-0	0-0	1 2 3	3	2	1	2	1	2 35
14	Wyatt, Tatyana	r 0-0	0-0	0-0	0 0 0	0	0	0	0	0	1
04	Morris, Maci	g 5-21	3-8	4-6	2 5 7	4	17	1	3	0	1 39
10	Howard, Rhynne	g 8-17	2-5	2-5	3 4 7	3	20	1	4	1	6 39
24	Murray, Taylor	g 5-10	1-1	2-3	1 1 3	3	16	3	2	0	1 42
05	Green, Blair	g 2-6	0-1	2-2	0 2 2	2	6	1	0	0	1 24
12	Paschal, Amanda	g 0-2	0-0	5-6	1 2 3	1	5	2	2	0	0 19
32	Roper, Jaida	g 3-5	3-4	0-0	0 0 0	4	9	1	0	0	1 26
Team					6 3 9						
Totals		24-65	9-19	18-24	15 19 34	20	75	10	13	2	12 225

1st FG %:	5-16	31.3%	2nd:	8-14	57.1%	3rd:	2-11	18.2%	4th:	8-21	38.1%	Game:	24-65	36.9%	Deadball
3FG %:	2-4	50.0%		4-7	57.1%		0-1	0.0%		3-5	60.0%		9-19	47.4%	Rebounds
FT %:	2-2	100.0%		7-10	70.0%		2-2	100.0%		0-0	0.0%		18-24	75.0%	3

Officials: Mark Resch, Katie Lukachuk, Ed Sidlasky  
 Technical fouls: UCLA-None. Kentucky-None.  
 Attendance: 715  
 2018 U.S. Virgin Islands Paradise Jam Women's Basketball Tournament.  
 Island Division  
 PRESENTED BY BASKETBALL TRAVELERS

Score by periods	1st	2nd	3rd	4th	OT	Total
UCLA	15	16	14	21	8	74
Kentucky	14	27	6	19	9	75

Last FG - UCLA OT-00:52, UK OT-04:38.  
 Largest lead - UCLA by 6 1st-02:48, UK by 12 2nd-01:30.  
 UCLA led for 14:27, UK led for 27:01. Game was tied for 03:32.

Notables: Freshman guard Rhynne Howard led Kentucky with 20 points, adding seven rebounds, one assist and six steals ... UCLA's 74 points scored was the most UK has allowed in a game this season. The Bruins are the only team to score 10 or more points in every quarter against UK this year ... UK had a 20-14 edge in bench points, winning the bench-point battle for the second-straight game.

5

## KENTUCKY 85, SOUTH FLORIDA 63 - FINAL

Nov. 22, 2018 • St. Thomas Island (UVI S&F Center)



Official Basketball Box Score -- Game Totals -- Final Statistics  
**Kentucky vs USF**  
 11/22/18 2:00 p.m. AST at St. Thomas, U.S. Virgin Islands



### Kentucky 85 • 5-0

#	Player	Total	3-Ptr	Rebounds	PF	TP	A	T	Bk	Stl	Min
		FG-FGA	FG-FGA	FT-FTA	Off Def Tot						
03	McKinney, KeKe	r 3-7	2-5	2-2	1 1 2	1	10	0	1	0	0 22
14	Wyatt, Tatyana	r 2-9	0-2	0-0	1 4 5	3	4	0	1	0	1 19
04	Morris, Maci	g 2-7	2-3	2-2	0 2 2	4	8	2	3	0	2 24
10	Howard, Rhynne	g 7-11	2-3	2-5	0 2 3	3	18	0	3	0	0 23
24	Murray, Taylor	g 5-10	1-2	6-8	3 5 8	1	17	2	1	1	2 27
00	Halse, LaShae	g 0-0	0-0	0-0	0 0 0	0	0	0	0	0	0 1
05	Green, Blair	g 2-3	0-1	0-0	0 1 1	5	4	0	1	0	0 12
12	Paschal, Amanda	g 1-3	0-0	3-3	0 3 3	1	5	0	0	0	1 24
21	Anyagallobo, Ogechi	g 3-3	0-0	2-2	1 3 3	6	0	2	0	0	0 22
23	Roach, Kameron	g 0-0	0-0	0-0	0 0 0	0	0	0	0	0	0 2
32	Roper, Jaida	g 5-9	2-3	1-1	1 2 3	2	13	2	0	0	0 24
Team					3 0 3						
Totals		30-62	9-19	16-23	11 22 33	23	85	11	12	1	6 200

1st FG %:	9-19	47.4%	2nd:	7-12	58.3%	3rd:	6-17	35.3%	4th:	8-14	57.1%	Game:	30-62	48.4%	Deadball
3FG %:	2-9	22.2%		0-4	0.0%		2-9	22.2%		1-3	33.3%		9-19	47.4%	Rebounds
FT %:	0-0	0.0%		7-9	77.8%		6-6	100.0%		3-4	75.0%		16-23	69.6%	5,2

### USF 63 • 4-1

#	Player	Total	3-Ptr	Rebounds	PF	TP	A	T	Bk	Stl	Min
		FG-FGA	FG-FGA	FT-FTA	Off Def Tot						
10	FERREIRA, Laura	r 2-13	0-6	6-6	1 4 5	3	10	4	5	1	0 34
31	JORDAO, Beatriz	c 4-8	0-0	4-8	2 1 3	4	12	1	1	1	0 23
00	PEHADZIC, Emma	g 3-9	0-3	3-2	5 2 7	2	6	0	1	0	1 21
03	HARVEY, Sydney	g 6-11	4-5	0-0	0 4 4	5	16	3	7	0	0 31
54	RADER, Alyssa	g 2-7	1-3	4-4	3 6 9	2	9	2	3	0	2 24
04	PINZAN, Elisa	g 0-3	0-0	0-0	0 0 0	1	0	1	0	0	0 25
11	KESTNER, Makaela	g 0-1	0-0	0-0	0 0 0	1	0	1	0	0	0 4
21	LEVERETT, Shae	g 3-3	0-0	0-3	1 3 4	2	6	2	1	0	0 17
23	HENSHAW, Tamara	g 1-3	0-0	0-0	0 1 1	2	2	0	0	0	0 16
30	ROZENTALE, Janeta	g 1-1	0-0	0-0	1 0 1	1	2	0	0	0	0 5
Team					4 2 6						
Totals		22-59	5-21	14-18	15 23 38	23	63	13	18	2	3 200

1st FG %:	8-13	61.5%	2nd:	3-13	23
-----------	------	-------	------	------	----



## 2018-19 GAME REVIEWS

8

### KENTUCKY 87, MOREHEAD STATE 57 - FINAL

Nov. 28, 2018 • Lexington, Ky. (Memorial Coliseum)



Official Basketball Box Score - Game Totals - Final Statistics  
**Morehead State vs Kentucky**  
11/28/18 12:02pm at Memorial Coliseum, Lexington, Ky.



#### Morehead State 57 • 6-2

#	Player	Total			3-Ptr			Rebounds			PF	TP	A	T	Bk	Stl	Min
		FG	FGA	FT	FGA	FT	FTA	Off	Def	Tot							
10	Avery, Jaleesa	1	4	0	0	2	2	1	0	1	3	4	0	0	0	0	20
12	Calvert, Mckenzie	1	4	0	0	0	0	2	3	5	1	8	2	7	0	1	28
4	Seward, Darianne	2	10	2	6	2	2	0	3	3	2	8	2	7	0	0	30
11	Crockett, Miranda	2	6	1	4	0	0	4	3	7	3	13	2	1	0	3	39
13	Simmons-Cozar, C.	2	6	0	1	0	0	0	1	1	4	4	2	2	0	0	27
00	Jeune, Aliyah	6	17	1	8	2	2	0	4	4	3	15	2	6	0	4	28
01	Jackson, Breuna	0	0	0	0	0	0	0	0	0	2	0	0	0	0	0	5
02	Johnson, Ellie Jo	0	0	0	0	0	0	0	0	0	0	0	0	0	0	0	1
14	Moore, Ashley	0	0	0	0	1	2	0	0	0	1	1	0	1	0	0	3
22	Mcgowan, Tierra	2	5	0	0	0	4	3	7	10	4	4	1	0	0	1	19
Team																	
Totals		23	64	3	15	8	14	15	22	37	23	57	10	25	2	9	200
1st FG %:		6-16		37.5%		2nd: 2-12		16.7%		3rd: 5-16		31.3%		4th: 10-20		50.0%	
3FG %:		2-7		28.6%		5-8		62.5%		1-3		33.3%		1-4		25.0%	
FT %:		0-0		0.0%		2-2		100.0%		0-0		0.0%		0-0		0.0%	

#### Kentucky 87 • 8-0

#	Player	Total			3-Ptr			Rebounds			PF	TP	A	T	Bk	Stl	Min
		FG	FGA	FT	FGA	FT	FTA	Off	Def	Tot							
03	McKinney, KeKe	1	1	0	0	0	0	0	1	1	1	2	0	0	0	1	16
14	Wyatt, Tatyana	1	2	0	0	0	0	1	2	3	3	0	0	0	0	0	13
04	Morris, Maci	9	12	2	0	4	3	0	4	4	3	31	3	2	1	3	25
10	Howard, Rhynne	5	10	2	5	3	7	3	7	10	4	17	2	2	2	4	30
24	Murray, Taylor	5	8	1	1	2	3	2	1	3	1	13	6	0	0	0	34
00	Halsel, LaShae	0	0	0	0	0	0	0	0	0	1	0	0	0	0	0	5
05	Green, Blair	3	9	0	1	2	2	3	3	5	4	8	0	5	0	1	32
12	Paschal, Amanda	1	2	0	0	0	2	3	3	6	0	2	1	2	0	2	11
23	Roach, Kameron	0	3	0	0	0	0	1	0	1	1	0	0	0	0	0	8
32	Roper, Jaide	2	8	0	4	10	10	2	2	4	3	14	1	3	0	2	26
Team																	
Totals		29	63	7	19	22	30	15	25	40	21	87	13	18	4	18	200
1st FG %:		10-16		62.5%		2nd: 10-17		58.8%		3rd: 6-17		35.3%		4th: 3-13		23.1%	
3FG %:		2-4		50.0%		5-7		71.4%		0-2		0.0%		7-19		36.8%	
FT %:		4-7		57.1%		10-12		83.3%		7-9		77.8%		22-30		73.3%	

Officials: Angelica Suffren, Eric Koch, Dawn Marsh  
Technical fouls: Morehead State-None. Kentucky-None.  
Attendance: 3912

Score by periods	1st	2nd	3rd	4th	Total
Morehead State	14	9	12	22	57
Kentucky	26	26	22	13	87

Last FG - MOR 4th-00:21, UK 4th-05:18.  
Largest lead - MOR None, UK by 39 3rd-01:56.  
MOR led for 00:00. UK led for 39:45. Game was tied for 00:15.

Score tied - 0 times.  
Lead changed - 0 times.

9

### KENTUCKY 75, RHODE ISLAND 52 - FINAL

Dec. 6, 2018 • Lexington, Ky. (Memorial Coliseum)



Official Basketball Box Score - Game Totals - Final Statistics  
**Rhode Island vs Kentucky**  
12/06/18 7:02pm at Memorial Coliseum, Lexington, Ky.



#### Rhode Island 52 • 5-3

#	Player	Total			3-Ptr			Rebounds			PF	TP	A	T	Bk	Stl	Min
		FG	FGA	FT	FGA	FT	FTA	Off	Def	Tot							
02	Ross, Jalissa	1	0	0	0	0	0	1	1	2	5	0	0	4	0	0	15
32	Jorgensen, Nicole	4	10	0	2	4	4	2	7	9	4	10	0	4	1	2	25
01	Colome, Eleny	9	14	0	3	4	3	4	3	4	3	16	4	6	1	0	31
11	Dale, David	6	11	1	2	0	0	3	2	14	4	9	2	1	2	1	36
12	Moffitt, Maia	3	6	0	0	0	0	1	2	3	4	8	1	2	0	0	30
04	Perez, Laura	0	0	0	0	0	0	0	0	0	0	0	0	0	0	0	2
13	Vargas, Marta	0	0	0	0	0	0	0	0	0	0	0	0	0	0	0	1
14	Jones, Erin	0	0	0	0	0	0	0	0	0	0	0	0	0	0	0	1
31	Streeter, Abby	1	4	1	3	0	0	2	2	1	3	0	3	0	0	0	15
33	Oberg, Meghan	0	4	0	0	0	0	1	0	4	2	1	0	0	0	0	29
34	Motrechuk, Dina	0	0	0	0	0	0	1	2	3	2	0	0	1	2	0	15
Team																	
Totals		22	50	4	12	4	7	7	29	36	24	52	9	30	8	6	200
1st FG %:		5-11		45.5%		2nd: 4-11		36.4%		3rd: 5-13		38.5%		4th: 8-15		53.3%	
3FG %:		1-2		50.0%		1-3		33.3%		1-4		25.0%		4-12		33.3%	
FT %:		1-2		50.0%		2-4		50.0%		0-0		0.0%		4-7		57.1%	

#### Kentucky 75 • 9-0

#	Player	Total		3-Ptr		Rebounds			PF	TP	A	T	Bk	Stl	Min
		FG	FGA	FT	FGA	FT	FTA	Off							
03	McKinney, KeKe	1	5	0-3	0-0	2	5	7	0	2	1	2	0	3	22
14	Wyatt, Tatyana	1	1-5	0-0	2-3	1	3	4	4	4	0	2	0	2	26
04	Morris, Maci	9	20	5-12	6-6	0	5	2	29	4	4	1	0	1	31
10	Howard, Rhynne	7	15	2-5	3-4	3	4	7	0	19	1	1	0	7	30
24	Murray, Taylor	5	10	0-2	0-0	1	2	0	1	11	2	3	0	4	23
00	Halsel, LaShae	0	3	0-1	0-0	1	2	0	0	0	0	0	0	0	3
05	Green, Blair	1	8	0-0	0-0	0	2	2	1	2	0	0	0	0	21
12	Paschal, Amanda	1	3	0-0	2-2	2	1	3	1	4	1	3	0	0	21
23	Roach, Kameron	0	1	0-0	0-0	1	0	1	0	0	0	0	0	0	3
32	Roper, Jaide	0	5	0-0	4-5	3	0	3	1	4	3	0	0	0	20
Team								1							
Totals		25	75	7-23	18-21	20	41	10	75	12	12	0	17	200	
1st FG %: 5-17 29.4%		2nd: 6-18 33.3%		3rd: 8-19 42.1%		4th: 6-21 28.6%		Games: 25-75 33.3%		Dea		Dea		Dea	
3FG %: 2-7 28.6%		2-5 40.0%		1-3 33.3%		7-23 30.4%		FT %: 4-5 80.0%		0-0 0.0%		12-13 92.3%		2-3 66.7%	

Officials: Gina Cross, Cameron Inouye, Brian Garland  
Technical fouls: Rhode Island-None. Kentucky-None.  
Attendance: 3744

Score by periods	1st	2nd	3rd	4th	Total
Rhode Island	12	10	13	17	52
Kentucky	16	14	19	16	75

Last FG - UK 4th-00:11, UK 4th-00:40.  
Largest lead - UK by 2 1st-09:39, UK by 28 4th-04:20.  
UK led for 04:16. UK led for 34:52. Game was tied for 00:21.

</

### 2018-19 GAME REVIEWS

12

#### KENTUCKY 99, WESTERN CAROLINA 39 - FINAL

Dec. 18, 2018 • Lexington, Ky. (Memorial Coliseum)



Official Basketball Box Score - Game Totals - Final Statistics  
**Western Carolina vs Kentucky**  
 12/18/18 7:00pm at Memorial Coliseum, Lexington, Ky.



##### Western Carolina 39 • 2-9

#	Player	Total		3-Ptr		Rebounds		PF	TP	A	T	Bk	Stl	Min			
		FG	FGA	FT	FTA	Off	Def								Total		
03	Hodge, Farasia	1	2	0	0	0	1	3	1	4	0	0	0	25			
04	Smith, Gabby	1	7	0	1	2	6	2	1	3	0	4	1	33			
14	Ruiz, Judith Martin	4	6	2	4	1	0	2	2	1	11	6	7	0	1	36	
20	Allen, Angel	3	10	0	0	0	2	3	5	0	6	1	2	0	1	38	
30	Smalls, Jewel	2	11	1	6	0	0	2	2	4	5	2	4	4	2	34	
15	Miller, Jada	1	3	1	2	0	0	1	1	2	3	1	4	0	1	12	
32	Rushin, Kennedy	2	5	0	0	2	2	1	1	2	1	6	0	2	0	22	
	Team							1	3	4							
	Totals	15	47	4	16	5	10	8	14	22	9	39	11	24	4	5	200

1st FG %:	5-9	55.6%	2nd:	4-14	28.6%	3rd:	2-12	16.7%	4th:	4-12	33.3%	Game:	15-47	31.9%	Deadball
3FG %:	1-3	33.3%		1-6	16.7%		0-3	0.0%		2-4	50.0%		4-16	25.0%	Rebounds
FT %:	0-0	0.0%		0-1	0.0%		2-4	50.0%		2-5	40.0%		5-10	50.0%	2, 1

##### Kentucky 99 • 11-1

#	Player	Total		3-Ptr		Rebounds			PF	TP	A	T	Bk	Stl	Min
		FG	FGA	FT	FTA	Off	Def	Total							
03	McKinney, KeKe	f	3-7	0-1	0-0	2	3	5	0	6	1	2	1	1	17
14	Wyatt, Tatyana		8-10	0-0	0-0	1	6	7	0	16	1	1	1	0	20
04	Morris, Maci		5-8	2-4	1-1	0	2	2	13	1	0	1	0	1	19
10	Howard, Rhynne		6-14	3-10	3-4	4	4	8	1	18	3	0	0	3	29
24	Murray, Taylor	g	4-4	1-1	2-2	2	0	2	11	7	1	0	5	23	
00	Halsel, LaShae		0-0	0-0	0-0	0	0	0	0	0	0	0	0	0	2
05	Green, Blair		2-6	0-2	0-0	0	3	3	4	1	3	1	1	22	
12	Paschal, Amanda		4-6	3-3	0-0	2	2	4	0	11	3	1	0	0	20
21	Anyagallo, Ogechi		3-4	0-0	0-0	1	3	4	1	6	2	0	0	1	18
23	Roach, Kameron		1-3	0-0	0-0	0	1	1	1	2	1	0	0	7	
32	Roper, Jaida		5-8	2-4	0-0	1	2	3	1	12	7	1	0	1	23
	Team														
	Totals		41-70	11-25	6-7	14	27	41	14	99	27	10	4	12	200

1st FG %:	12-20	60.0%	2nd:	12-17	70.6%	3rd:	9-17	52.9%	4th:	8-16	50.0%	Game:	41-70	58.6%	Deadball
3FG %:	4-6	66.7%		2-5	40.0%		2-2	100.0%		3-7	42.9%		11-25	44.0%	Rebounds
FT %:	2-3	66.7%		2-2	100.0%		0-0	0.0%		0-0	0.0%		6-7	85.7%	1

Officials: Michael McConnell, Metta Roberts, Kylie Galloway

Technical fouls: Western Carolina-None. Kentucky-None.

Attendance: 3903

Score by periods	1st	2nd	3rd	4th	Total
Western Carolina	11	9	7	12	39
Kentucky	27	29	24	19	99

Last FG - WCU 4th-01:12, UK 4th-00:45.

Largest lead - WCU None, UK by 61 4th-01:26.

WCU led for 00:00, UK led for 38:28. Game was tied for 00:45.

Score tied - 1 time.

Lead changed - 0 times.

14

#### KENTUCKY 71, SACRED HEART 43 - FINAL

Dec. 29, 2018 • Lexington, Ky. (Memorial Coliseum)



Official Basketball Box Score - Game Totals - Final Statistics  
**Sacred Heart vs Kentucky**  
 12/29/18 11:32am at Memorial Coliseum, Lexington, Ky.



##### Sacred Heart 43 • 4-7

#	Player	Total	3-Ptr	Rebounds	PF	TP	A	T	Bk	Stl	Min			
		FG	FGA	FT	FTA	Off	Def	Total						
11	Haines, Katherine	1-8	0-0	2-2	4	8	12	0	4	1	2	0	24	
05	Storck, Erin	6-17	3-6	4-7	0	3	3	1	19	2	5	1	37	
12	Murphy, Allyson	0-3	0-2	2-4	0	4	4	1	2	0	1	0	33	
21	Leatherwood, Candice	0-1	0-1	0-2	0	2	2	5	0	1	4	0	15	
22	Hagood, Adrienne	5-17	2-6	2-6	1	2	3	2	14	3	1	0	38	
10	Dabney, Olivia	1-2	0-1	0-0	0	2	2	2	2	0	3	1	26	
15	Mccray, Asia	1-2	0-0	0-0	0	0	0	2	2	0	0	0	11	
23	Cheatham, Madison	0-2	0-0	0-0	0	2	2	0	1	0	0	0	12	
32	Kangudie, Abigail	0-0	0-0	0-0	0	1	1	0	0	1	0	0	4	
	Team				3	3	6							
	Totals	14-52	5-16	10-21	8	27	35	15	43	9	17	7	3	200

1st FG %:	6-13	46.2%	2nd:	1-6	16.7%	3rd:	4-12	33.3%	4th:	3-11	27.3%	Game:	14-52	26.9%	Deadball
3FG %:	1-4	25.0%		1-6	16.7%		2-2	100.0%		1-4	25.0%		5-16	31.3%	Rebounds
FT %:	0-0	0.0%		4-8	50.0%		3-7	42.9%		3-6	50.0%		10-21	47.6%	7, 1

##### Kentucky 71 • 13-1

#	Player	Total	3-Ptr	Rebounds	PF	TP	A	T	Bk	Stl	Min				
		FG	FGA	FT	FTA	Off	Def	Total							
03	McKinney, KeKe	f	4-8	0-1	1-2	2	3	5	4	9	0	2	0	23	
14	Wyatt, Tatyana	t	1-7	0-2	3-4	2	5	7	3	5	0	1	2	0	19
04	Morris, Maci	g	7-16	3-5	0-0	1	4	5	2	17	3	1	2	0	26
10	Howard, Rhynne	g	2-15	0-6	3-4	7	8	15	2	7	4	2	0	1	31
24	Murray, Taylor	g	4-7	0-1	3-3	3	3	6	2	11	2	1	0	3	29
05	Green, Blair	g	4-9	0-0	0-0	0	3	3	1	8	0	0	0	0	19
12	Paschal, Amanda	g	0-3	0-0	2-2	0	0	0	1	2	0	0	0	0	16
21	Anyagallo, Ogechi	g	0-4	0-0	0-0	3	5	8	1	0	0	1	2	0	10
23	Roach, Kameron	g	0-0	0-0	0-0	0	0	0	0	0	0	0	0	0	2
32	Roper, Jaida	g	5-8	2-4	0-0	1	2	3	2	12	5	3	0	1	25
	Team					4	1	5							
	Totals		27-77	5-19	12-15	23	34	57	18	71	14	11	6	5	200

1st FG %:	6-24	25.0%	2nd:	6-15	40.0%	3rd:	9-20	45.0%	4th:	6-18	33.3%	Game:	27-77	35.1%	Deadball
3FG %:	2-6	33.3%		1-4	25.0%		1-7	14.3%		5-19	26.3%		12-15	80.0%	Rebounds
FT %:	3-4	75.0%		2-4	50.0%		4-5	80.0%		2-2	100.0%				2

Officials: Eric Brewton, Kevin Petrait, Angelica Suffer

Technical fouls: Sacred Heart-None. Kentucky-None.

Attendance: 4079

Score by periods	1st	2nd	3rd	4th	Total
Sacred Heart	13	7	13	10	43
Kentucky	17	16	23	15	71

Last FG - SHU 4th-02:21, UK 4th-02:03.

Largest lead - SHU by 1 1st-08:02, UK by 31 4th-02:57.

SHU led for 01:41, UK led for 35:57. Game was tied for 01:50.

Score tied - 1 time.

Lead changed - 4 times.

13

#### KENTUCKY 88, MURRAY STATE 49 - FINAL

Nov. 21, 2018 • Lexington, Ky. (Memorial Coliseum)



Official Basketball Box Score - Game Totals - Final Statistics  
**Murray State vs Kentucky**  
 12/21/18 12:00pm at Memorial Coliseum, Lexington, Ky.



##### Murray State 49 • 4-6

#	Player	Total	3-Ptr		Rebounds		PF	TP	A	T	Bk	Stl	Min		
		FG	FGA	FT	FTA	Off	Def	Total							
14	Adebayo, Evelyn	r	7-11	1-2	5-9	1	8	9	2	20	2	9	0	37	
20	Mack, Cekeya		0-0	0-0	0-0	0	1	1	1	0	0	0	0	6	
00	Griffith-Wallace, J.		1-8	1-3	0-0	0	3	3	3	4	3	0	3	28	
04	Mayes, Lex		2-8	1-5	0-0	0	1	1	4	5	1	3	0	0	29
05	Turley, Macey	g	2-3	0-1	1-1	0	1	1	3	5	6	0	1	34	
01	Blackburn, Raegan		0-0	0-0	0	0	0	0	0	0	0	0	0	1	5
02	Hill, Sadie		0-1	0-0	0-0	0	0	0	0	0	0	0	0	0	3
11	Barrett, Paige		0-2	0-0	0-0	1	0	1	0	0	0	0	1	3	
31	Crane, Brianna		6-9	0-0	1-2	3	5	8	0	13	0	2	0	1	30
27	Burpo, Alexia		1-5	1-1	0-2	1	1	2	3	3	1	2	1	0	19
33	Manley, Michaela		0-1	0-1	0-0	0	0	0	0	0	0	0	0	0	6
	Team					2	1	3							
	Totals		19-48	4-13	7-14	8	21	29	16	49	13	27	1	7	200

1st FG %:	9-12	75.0%	2nd:	3-12	25.0%	3rd:	3-10	30.0%	4th:	5-14	35.7%	Game:	19-48	39.6%	Deadball
3FG %:	3-6	50.0%		1-2	50.0%		0-2	0.0%		0-3	0.0%		4-13	30.8%	Rebounds
FT %:	1-1	100.0%		1-2	50.0%		3-8	37.5%		2-3	66.7%		7-14	50.0%	4

##### Kentucky 88 • 12-1

#	Player	Total	3-Ptr		Rebounds		PF	TP	A	T	Bk	Stl	Min		
			FG-FGA	FG-FGT	FT-FTA	Off Def Tot									
03	McKinney, KeKe	r	0-3	0-1	1-2	0	4	0	1	3	2	0	3	22	
14	Wyatt, Tatyana	r	2-5	0-0	1-2	3	1	4	2	5	0	2	0	17	
04	Morris, Maci	r	5-11	3-5	0-0	1	1	2	3	13	2	2	0	3	21
10	Howard, Rhynne	r	9-13	5-8	2-2	2	2	4	1	25	2	0	0	1	24
24	Murray, Taylor	g	5-10	0-1	2-2	1	2	3	1	12	6	3	0	4	30
00	Halsei, LaShae	r	1-1	0-0	0-0	0	0	0	2	0	0	0	0	1	2
12	Green, Blair	r	4-5	2-1	0-0	1	1	2	1	1	1	0	0	0	19
12	Paschal, Amanda	r	2-5	0-1	0-0	1	2	1	4	1	0	1	0	1	2
11	Anayagaligo, Ogechi	r	1-4	0-0	0-2	5	5	10	3	2	0	0	0	0	19
23	Roach, Kameron	r	0-1	0-0	0-0	0	0	0	0	0	1	0	1	4	4
32	Roper, Jaida	r	5-8	1-4	4-5	0	2	1	15	6	0	0	1	1	23
	Team					0	2	2							
Totals			34-67	10-21	11-15	15	24	58	20	13	2	15	200		





## 2018-19 GAME REVIEWS

16

### KENTUCKY 71, MISSISSIPPI STATE 86 - FINAL

Jan. 6, 2019 • Starkville, Miss. (Humphrey Coliseum)



Official Basketball Box Score - Game Totals - Final Statistics  
**Kentucky vs Mississippi State**  
01/06/19 4:00 p.m. at Starkville, Miss. (Humphrey Coliseum)



#### Kentucky 71 • 14-2 (1-1 SEC)

#	Player		Total		3-Ptr		Rebounds				PF	TP	A	T	Bk	Stl	Min
			FG	FGA	FG	FGA	FT	FTA	Off	Def							
03	McKinney, Keke	r	2-2	1-1	0-0	3	1	4	4	5	0	2	1	1	1	18	
14	Wyatt, Tatyana	r	3-5	1-1	2-2	0	1	1	5	0	1	1	1	1	1	21	
04	Morris, Maci	g	7-15	2-5	4-4	0	4	4	4	20	0	4	3	2	30		
10	Howard, Rhyné	g	6-14	2-7	1-2	2	3	5	15	4	4	2	6	33			
24	Murray, Taylor	g	1-6	0-0	4-4	2	2	4	3	6	4	2	0	4	30		
05	Green, Blair	g	1-2	0-0	0-0	0	0	0	1	2	0	1	0	0	6		
12	Paschal, Amanda	g	2-7	0-0	1-2	1	1	2	0	5	2	2	0	0	0	19	
21	Anyangaligbo, Ogechi	g	1-4	0-0	2-2	2	1	3	2	4	1	2	1	1	21		
32	Roper, Jaide	g	2-5	1-4	0-0	0	0	0	3	5	1	4	0	0	22		
Team			25-58	7-18	14-16	11	13	24	25	71	12	22	8	15	200		

1st FG %: 31.4 21.4% 2nd: 6-13 46.2% 3rd: 9-16 56.3% 4th: 7-15 46.7% Game: 25-58 43.1% Deadball Rebounds 1  
3FG %: 1-4 25.0% 2-4 50.0% 2-4 50.0% 7-18 38.9%  
FT %: 4-4 100.0% 2-2 100.0% 2-2 100.0% 6-8 75.0% 14-16 87.5%

#### Mississippi State 86 • 14-1 (2-0 SEC)

#	Player		Total	3-Ptr	Rebounds				PF	TP	A	T	Bk	Stl	Min
			FG-FGA	FG-FGA	FT-FTA	Off	Def	Total							
05	Anriel Howard	r	8-14	1-1	4-5	5	7	12	4	21	2	3	1	2	36
55	Chloe Bibby	r	5-14	1-7	7-8	4	3	7	2	18	3	5	1	1	37
15	Teaira McCowan	c	5-10	0-0	3-5	3	7	10	4	13	1	3	0	1	22
10	Jazzmun Holmes	g	2-7	0-0	4-4	4	2	6	3	8	5	4	1	6	38
24	Jordan Denberry	g	7-12	0-0	3-3	2	1	3	2	17	5	4	1	0	37
01	Myah Taylor	g	0-1	0-0	0-0	0	0	0	0	0	0	0	0	0	2
04	Jessica Carter	g	2-4	0-0	0-0	3	1	4	2	4	0	2	1	0	10
23	Bre'Amber Scott	g	2-6	1-3	0-0	0	0	0	0	5	0	1	1	1	10
25	Zion Campbell	g	0-0	0-0	0-0	1	0	1	0	0	0	1	1	0	3
Team						3	2	5	1						
Totals			31-68	3-11	21-25	25	23	48	18	86	16	24	7	11	200

1st FG %: 19.2 50.0% 2nd: 6-17 35.3% 3rd: 8-22 36.4% 4th: 7-9 77.8% Game: 31-68 45.6% Deadball Rebounds 3  
3FG %: 0-3 0.0% 1-4 25.0% 1-3 33.3% 1-1 100.0% 3-11 27.3%  
FT %: 6-6 100.0% 2-2 100.0% 1-7 85.7% 7-10 70.0% 21-25 84.0%

Officials: Scott Varbrugh, Douglas Knight, Jennifer Rezac  
Technical fouls: Kentucky-None. Mississippi State-TEAM.  
Attendance: 8830  
Technical foul on MSU Head Coach at 3:13 in the 2nd.

Score by periods	1st	2nd	3rd	4th	Total
Kentucky	11	16	22	22	71
Mississippi State	26	15	23	22	86

Last FG - UK 4th-00:48, MS 4th-00:35.  
Largest lead - UK by 2 1st-08:50, MS by 21 4th-03:19.  
UK led for 00:37, MS led for 37:45. Game was tied for 01:38.

Points	In	Off	2nd	Fast	Bench
UK	22	18	12	25	16
MS	48	31	25	12	9

Score tied - 1 time.  
Lead changed - 1 time.

17

### KENTUCKY 73, TENNESSEE 71 - FINAL

Jan. 10, 2019 • Knoxville, Tenn. (Thompson-Boling Arena)



Official Basketball Box Score - Game Totals - Final Statistics  
**Kentucky vs Tennessee**  
01/10/19 7:02 p.m. at Knoxville, Tenn. (Thompson-Boling Arena)



#### Kentucky 73 • 15-2, 2-1 SEC

#	Player		Total		3-Ptr			Rebounds		PF	TP	A	T	Bk	Stl	Min
			FG-FGA	FG-FGA	FT-FTA	Off	Def	Off	Def							
03	McKinney, KeKe	r	0-4	0-3	0-0	4	1	5	1	0	2	2	0	1	1	27
14	Wyatt, Tatyana	r	1-2	0-1	0-0	0	2	2	4	2	0	1	1	0	1	19
04	Morris, Maci	g	10-16	4-6	3-6	2	1	3	5	27	0	3	1	3	31	31
10	Howard, Rhyné	g	3-8	0-1	0-0	4	1	5	5	6	1	3	0	1	1	14
05	Murray, Taylor	g	4-8	0-1	1-1	0	2	2	1	9	1	0	0	0	0	16
12	Green, Blair	g	1-1	0-0	0-0	0	1	1	0	2	1	1	0	0	0	12
21	Paschal, Amanda	g	1-8	0-1	2-3	0	3	3	2	4	2	2	0	2	0	30
32	Anyangaligbo, Ogechi	g	6-7	0-0	1-3	0	3	3	4	13	0	0	0	1	1	24
23	Roper, Jaide	g	3-8	1-3	3-4	1	0	1	3	10	3	4	0	0	1	27
Team			Totals													
			29-62	5-16	10-17	14	18	32	25	73	10	16	2	10	20	200

1st FG %: 11-20 55.0% 2nd: 5-15 33.3% 3rd: 9-16 56.3% 4th: 4-11 36.4% Game: 29-62 46.8% Deadball Rebounds 4  
3FG %: 3-7 42.9% 0-3 0.0% 1-4 25.0% 1-2 50.0% 5-16 31.3%  
FT %: 2-2 100.0% 1-4 25.0% 1-1 100.0% 6-10 60.0% 10-17 58.8%

#### Tennessee 71 • 12-3, 1-2 SEC

Tennessee 71 • 12-3, 1-2 SEC																	
#	Player		FG-TOTAL		3-Ptr		Rebounds				PF	TP	A	TO	Bk	Stl	Min
			FG	FGA	FT	FTA	Off	Def	Total								
00	Davis, Rennia	r	5-12	2-5	0-1	6	3	9	2	12	2	4	0	2	32		
15	Green, Cheridene	r	3-10	0-0	2-6	8	7	15	3	8	4	2	1	0	28		
02	Westbrook, Evina	g	7-15	1-1	5-5	2	4	6	4	20	3	8	1	2	37		
10	Jackson, Meme	g	1-7	1-4	5-6	1	0	1	5	8	6	3	0	3	31		
14	Green, Zaay	g	4-10	0-4	1-3	2	2	4	4	9	1	1	0	0	32		
04	Collins, Mimi	g	4-7	0-0	3-4	4	0	4	0	11	0	0	1	0	14		
11	Kushitua, Kasiyahna	g	0-0	0-0	1-2	0	2	2	2	1	0	0	0	0	4		
12	Burrell, Rae	g	1-3	0-1	0-2	1	3	4	0	2	1	0	1	0	13		
13	Massengill, Jazmine	g	0-2	0-0	0-0	0	0	0	0	0	0	1	0	0	9		
Team						4	1	5									
Totals			25-66	4-15	17-29	28	22	50	21	71	17	19	4	7	200		

1st FG %: 5-18 27.8% 2nd: 5-19 26.3% 3rd: 7-13 53.8% 4th: 8-16 50.0% Game: 25-66 37.9% Deadball Rebounds 7  
3FG %: 0-4 0.0% 0-3 0.0% 2-3 66.7% 2-5 40.0% 4-15 26.7%  
FT %: 6-8 75.0% 7-9 77.8% 2-5 40.0%

Officials: Beverly Roberts, Cameron Inouye, Eric Koch  
Technical fouls: Kentucky-None. Tennessee-None.  
Attendance: 8145

Score by periods	1st	2nd	3rd	4th	Total
Kentucky	27	11	20	15	73
Tennessee	16	12	18	25	71

Last FG - UK 4th-00:55, UT 4th-00:02.  
Largest lead - UK by 17 1st-04:27, UT None.  
UK led for 39:29, UT led for 00:00. Game was tied for 00:24.

Points	In	Off	2nd	Fast	Bench
UK	30	22	13	26	29
UT	36	15	20	6	14

Score tied - 0 times.  
Lead changed - 0 times.

18

### KENTUCKY 49, OLE MISS 55 - FINAL

Jan. 13, 2019 • Lexington, Ky. (Memorial Coliseum)



Official Basketball Box Score - Game Totals - Final Statistics  
**Ole Miss vs Kentucky**  
01/13/19 1:02pm at Lexington, Ky.



#### Ole Miss 55 • 7-11 (1-3 SEC)

#	Player	Total			3-Ptr			Reb Offs			PF	TP	A	T	Bk	Stl	Min
		FG	FGA	FT	FTA	Off	Def	Off	Def	Total							
32	Salter, La'Karis	r	6-13	0-2	0	3	7	10	2	12	3	2	3	3	27		
03	Kid, Mimi	g	1-4	1-3	0-0	0	4	4	1	3	2	6	1	1	21		
05	Allen, Crystal	g	7-17	4-10	10-10	2	1	3	3	28	1	4	1	3	36		
21	Smith, Taylor	g	0-3	0-0	0-0	1	1	2	1	0	1	1	0	0	26		
23	Sessom, Shandricka	g	2-8	0-4	2-3	0	6	6	2	6	1	2	1	1	30		
00	Crawford, Gabby	g	0-0	0-0	0-0	0	2	2	0	0	0	0	0	0	5		
01	Dunlap, Jhileiya	g	0-1	0-0	0-0	0	1	1	1	0	1	2	0	0	10		
10	Muhate, Cecilia	g	1-4	0-0	0-0	0	5	5	2	2	1	1	0	0	21		
24	Matthews, Mahogany	g	0-0	0-0	0-0	0	0	0	1	0	0	0	0	0	1		
40	Dozier, Shannon	g	2-3	0-0	0-0	1	1	2	1	4	0	1	0	0	13		
Team						1	3	4									
Totals			19-53	5-19	12-13	8	31	39	16	55	10	19	6	9	200		

1st FG %: 3-12 25.0% 2nd: 4-14 28.6% 3rd: 6-15 40.0% 4th: 6-12 50.0% Game: 19-53 35.8% Deadball Rebounds 2,2  
3FG %: 1-4 25.0% 1-5 20.0% 2-7 28.6% 9-10 90.0% 5-19 26.3%  
FT %: 0-0 0.0% 0-0 0.0% 3-3 100.0% 9-10 90.0%

#### Kentucky 49 • 15-3 (2-2 SEC)

Kentucky 49 • 15-3 (2-2 SEC)																	
#	Player	Total			3-Ptr			Rebounds			PF	TP	A	T	Bk	Stl	Min
		FG	FGA	FT	FTA	Off	Def	Off	Def	Total							
03	McKinney, Keke	r	3-10	0-0	0-2	2	6	8	2	6	1	3	3	0	0	0	17
14	Wyatt, Tatyana	r	1-5	0-0	1-4	3	2	5	4	3	0	3	0	0	0	0	30
10	Howard, Rhayne	r	7-20	5-13	1-1	5-6	11	4	20	4	20	4	5	1	0	35	135
02	Paschal, Amanda	r	0-5	0-2	0-0	1	3	3	0	1	1	1	0	0	0	0	25
07	Roper, J	r	1-3	0-2	0-0	2	7	0	4	4	0	0	0	0	0	0	23
05	Green, Blair	r	4-9	1-3	0-0	0	3	3	0	9	1	0	0	0	0	0	26
11	Anyanagbo, Ogechi	r	1-3	0-0	0-0	1	0	1	0	1	0	1	1	0	0	0	7
04	McKee, Cameron	r	0-2	0-0	0-0	0	0	0	0	0	0	2	0	0	0	0	10
24	Murray, Taylor	r	0-8	3	2-2	1	0	1	2	0	0	0	0	0	0	5	35
	Team						0	4	4								



### 2018-19 GAME REVIEWS

20

#### KENTUCKY 52, MISSOURI 41 - FINAL

Jan. 24, 2019 • Lexington, Ky. (Memorial Coliseum)



Official Basketball Box Score - Game Totals - Final Statistics  
**Missouri vs Kentucky**  
 01/24/19 6:32pm at Memorial Coliseum, Lexington, Ky.

##### Missouri 41 • 15-6, 4-3 SEC

#	Player	Total		3-Ptr		Rebounds		PF	TP	A	To	Bk	Stl	Min
		FG	FGA	FG	FGA	Off	Def							
21	Porter, Cierra	0-2	0-0	0-0	0-0	1	2	3	2	0	1	1	0	19
5	Cunningham, Sophie	5-12	3-7	4-4	0	6	6	4	17	2	4	0	2	40
9	Aldridge, Lauren	2-7	2-6	0-0	0	1	1	2	6	1	3	0	0	38
22	Roundtree, Jordan	3-7	0-3	1-2	1	3	4	1	7	1	1	0	0	25
23	Smith, Amber	0-3	0-0	0-0	0	2	2	3	0	3	6	1	0	25
02	Levy, Akira	0-1	0-0	1-2	0	0	0	2	1	0	2	0	0	10
11	Troup, Haley	1-2	1-2	0-0	0	2	2	0	3	0	1	0	0	11
12	Brown, Elle	0-0	0-0	0-0	0	0	0	0	0	0	0	0	0	1
13	Schuchts, Hannah	0-1	0-0	0-0	0	4	4	0	0	0	0	0	0	9
24	Chavis, Jordan	1-1	1-1	2-3	0	0	0	2	5	1	0	0	0	12
34	Tahane, Emmanuelle	1-3	0-0	0-0	0	1	1	2	2	2	0	0	0	10
	Team	1	1	2	1	1	2	1						
	Totals	13-39	7-19	8-11	3	22	25	19	41	11	20	1	5	200

1st FG %:	4-10	40.0%	2nd:	4-13	30.8%	3rd:	2-6	33.3%	4th:	3-10	30.0%	Game:	13-39	33.3%	Deadball
3PT %:	3-7	42.9%	1st:	1-5	20.0%	2nd:	2-6	33.3%	3rd:	7-19	36.8%	Rebounds			3
FT %:	1-2	50.0%	0-0	0.0%	2-2	100.0%	5-7	71.4%	8-11	72.7%					

##### Kentucky 52 • 17-3, 4-2 SEC

#	Player	Total		3-Ptr		Rebounds		PF	TP	A	To	Bk	Stl	Min
		FG	FGA	FG	FGA	Off	Def							
03	McKinney, KeKe	1-3	0-2	1-2	0	1	3	4	3	1	0	1	1	24
14	Wyatt, Tatyana	3-7	1-2	4-6	3	3	6	2	11	0	0	1	0	20
04	Morris, Maci	2-9	0-1	0-0	0	6	6	2	4	0	4	2	0	33
10	Howard, Rhynne	1-8	1-4	1-4	3	5	8	1	4	1	3	0	0	32
24	Murray, Taylor	8-14	0-1	5-6	1	3	4	4	21	2	0	0	4	38
05	Green, Blair	2-4	0-0	1-1	1	2	4	0	1	1	1	0	1	17
12	Paschal, Amanda	0-0	0-0	0-0	0	0	0	0	0	1	0	0	0	3
21	Anyagallobo, Ogechi	1-4	0-0	0-0	3	1	4	0	2	1	3	1	0	15
32	Roper, Jaide	1-5	1-3	0-0	2	0	2	1	3	0	0	0	0	18
	Team	1	1	2	1	1	2	1						
	Totals	19-54	3-14	11-18	16	21	37	14	52	5	13	6	8	200

1st FG %:	4-15	26.7%	2nd:	3-10	30.0%	3rd:	7-15	46.7%	4th:	5-14	35.7%	Game:	19-54	35.2%	Deadball
3PT %:	0-4	0.0%	0-0	0.0%	2-3	66.7%	4-6	66.7%	3-4	75.0%					4
FT %:	2-2	100.0%	1-2	50.0%	4-6	66.7%	4-8	50.0%	11-18	61.1%					4.2

Officials: Jesse Dickerson, Frank Steratore, Karen Preato  
 Technical fouls: Missouri-TEAM. Kentucky-None.  
 Attendance: 4174

Score by periods	1st	2nd	3rd	4th	Total
Missouri	12	9	13	7	41
Kentucky	10	8	18	16	52

Last FG - MU 4th-04:46, UK 4th-01:56.  
 Largest lead - MU by 7 2nd-03:03, UK by 11 4th-06:35.  
 MU led for 20:46, UK led for 18:28. Game was tied for 00:19.

Score tied - 0 times.  
 Lead changed - 1 time.

Notables: UK started the second half on a 6-0 run -- all six points scored by Taylor Murray -- to grab UK's first lead of the game ... UK outscored the Tigers 26-8 in the paint, 21-8 in points off turnovers and 17-3 in second-chance points ... Kentucky's 26 points in the paint and 17 second-chance points tonight were its best performance in an SEC game in those two areas this season ... Murray scored 19 points and had four steals in the second half.

21

#### KENTUCKY 71, TEXAS A&M 73 - FINAL

Jan. 27, 2019 • College Station, Texas (Reed Arena)



Official Basketball Box Score - Game Totals - Final Statistics  
**Kentucky vs Texas A&M**  
 01/27/19 4 p.m. at College Station, Texas (Reed Arena)

##### Kentucky 71 • 17-4, 4-3 SEC

#	Player	Total		3-Ptr		Rebounds		PF	TP	A	To	Bk	Stl	Min
		FG	FGA	FG	FGA	Off	Def							
03	McKinney, KeKe	4-8	0-2	1-1	5	2	7	2	9	1	0	1	0	32
04	Morris, Maci	8-15	4-9	2-2	0	5	5	4	22	4	0	0	0	34
10	Howard, Rhynne	7-15	5-10	2-3	4	4	8	4	21	2	1	0	4	26
14	Wyatt, Tatyana	1-4	0-1	2-2	2	4	6	3	4	0	4	0	0	33
24	Murray, Taylor	2-8	1-5	3-7	0	3	4	8	5	0	0	0	1	39
05	Green, Blair	2-3	1-1	0-0	0	0	0	0	5	1	3	0	0	10
12	Paschal, Amanda	0-2	0-0	0-0	0	0	0	0	1	0	1	0	0	2
21	Anyagallobo, Ogechi	0-3	0-0	0-0	0	0	0	2	0	0	0	0	0	5
32	Roper, Jaide	1-5	0-1	0-0	2	3	5	3	2	1	1	0	2	19
	Team	0	0	0	0	0	0							
	Totals	25-63	11-29	10-15	13	21	34	23	71	14	11	1	7	200

1st FG %:	4-16	25.0%	2nd:	7-16	43.8%	3rd:	6-15	40.0%	4th:	8-16	50.0%	Game:	25-63	39.7%	Deadball
3PT %:	3-8	37.5%	1st:	1-5	20.0%	2nd:	2-6	33.3%	3rd:	3-7	42.9%	T/O:	11-29	37.9%	Rebounds
FT %:	0-0	0.0%	2-4	50.0%	6-8	75.0%	2-3	66.7%	10-15	66.7%					4

##### Texas A&M 73 • 16-4, 5-2 SEC

#	Player	Total		3-Ptr		Rebounds		PF	TP	A	To	Bk	Stl	Min
		FG	FGA	FG	FGA	Off	Def							
03	Carter, Chennedy	7-19	4-5	2-4	0	2	2	4	20	4	6	1	0	32
04	Washington, Shambrina	4-4	0-0	1-2	4	0	4	4	5	3	1	0	0	37
11	Wells, Kayla	6-10	1-2	7-7	0	1	3	20	2	1	0	2	0	40
31	Jones, N'dea	1-3	0-0	2-7	0	8	8	3	4	5	2	0	0	32
00	Johnson, Ciera	8-9	0-0	3-4	2	4	6	4	19	0	0	0	0	35
00	Ellison, Aja	0-1	0-0	0-0	1	0	1	0	0	0	0	0	0	3
14	Walton, Jada	1-2	1-1	2-2	1	3	4	0	5	1	1	0	0	18
15	Williams, Jasmine	0-0	0-0	0-0	0	3	3	0	1	0	0	0	1	1
34	Martin, Caylinne	0-0	0-0	0-0	0	0	0	0	0	0	0	0	1	2
	Team	2	2	2	2	2	2							
	Totals	25-48	6-8	17-26	6	25	31	18	73	16	12	3	7	200

1st FG %:	8-13	61.5%	2nd:	5-14	35.7%	3rd:	6-11	54.5%	4th:	6-10	60.0%	Game:	25-48	52.1%	Deadball
3PT %:	1-1	100.0%	1-2	50.0%	3-3	100.0%	4-9	44.4%	6-8	75.0%					5.1
FT %:	2-3	66.7%	3-4	75.0%	8-10	80.0%	4-9	44.4%	17-26	65.4%					

Officials: Tina Napier, Metta Roberts, Eric Baker  
 Technical fouls: Kentucky-None. Texas A&M-None.  
 Attendance: 4752

Score by periods	1st	2nd	3rd	4th	Total
Kentucky	11	20	19	21	71
Texas A&M	19	14	23	17	73

Last FG - UK 4th-01:40, TAMU 4th-02:21.  
 Largest lead - UK None, TAMU by 10 3rd-04:40.  
 UK led for 00:00, TAMU led for 35:50. Game was tied for 04:10.

Score tied - 4 times.  
 Lead changed - 0 times.

Notables: Senior guard Maci Morris scored a game-high 22 points, including 12 in a row for UK in the fourth quarter to pull UK within five points ... Sophomore forward Rhynne Howard scored 21 points in the game, which included an SEC-high tying five 3-pointers (Ole Miss) ... UK outrebounded a much taller Texas A&M team, 34-31 ... Texas A&M started the second half 6-for-6 from the field and 3-for-3 from 3 to take a 50-40 lead.

22

#### KENTUCKY 70, SOUTH CAROLINA 74 - FINAL

Jan. 31, 2019 • Lexington, Ky. (Memorial Coliseum)



Official Basketball Box Score - Game Totals - Final Statistics  
**South Carolina vs Kentucky**  
 01/31/19 6:32pm at Memorial Coliseum, Lexington, Ky.

##### South Carolina 74 • 15-5, 7-1 SEC

#	Player	Total		3-Ptr		Rebounds		PF	TP	A	To	Bk	Stl	Min
		FG	FGA	FG	FGA	Off	Def							
21	Herbert-Harrison, M	4-15	0-1	3-4	2	3	5	4	1	1	1	1	1	32
35	Jennings, Alexis	8-15	0-0	2-2	4	8	12	3	18	0	1	0	1	36
02	Cuevas-Moore, Bianca	3-7	2-2	5-8	2	3	5	2	13	1	2	0	0	23
01	Cooper, Te'A	7-15	0-2	3-6	2	3	3	2	17	2	2	0	3	35
52	Harris, Tyasha	3-8	1-2	1-2	1	4	5	3	8	5	1	0	2	38
04	Clincy, Doniyah	1-1	0-0	1-1	1	2	3	0	3	4	2	0	0	18
05	Saxton, Victoria	1-1	0-0	0-2	1	1	2	0	2	1	0	0	0	4
10	Jackson, Bianca	1-1	0-0	0-0	0	0	0	0	2	0	0	0	1	7
24	Grissett, Lele	0-0	0-0	0-0	0	0	0	2	0	2	0	0	0	7
	Team	4	4	8	4	4	8							
	Totals	28-63	3-7	15-25	15	28	43	15	74	13	13	4	8	200

1st FG %:	7-16	43.8%	2nd:	6-13	46.2%	3rd:	7-18	38.9%	4th:	8-16	50.0%	Game:	28-63	44.4%	Deadball
3FG %:	1-2	50.0%	1-1	100.0%	1-3	33.3%	0-1	0.0%	3-7	42.9%	Rebound				
FT %:	2-3	66.7%	1-3	33.3%	9-11	81.8%	3-8	37.5%	15-25	60.0%					







Kentucky Women's Basketball  
Kentucky Combined Team Statistics (as of Feb 21, 2019)  
All games



RECORD:	OVERALL	HOME	AWAY	NEUTRAL
ALL GAMES	22-5	14-2	5-3	3-0
CONFERENCE	9-4	4-2	5-2	0-0
NON-CONFERENCE	13-1	10-0	0-1	3-0

#	Player	gp-gs	min	avg	Total		3-Point		F-Throw		Rebounds				pf	dq	a	to	blk	stl	pts	avg
					fg-fga	fg%	3fg-fga	3fg%	ft-fa	ft%	off	def	tot	avg								
10	Howard, Rhyne	26-26	789	30.3	157-347	.452	65-158	.411	59-83	.711	71	106	177	6.8	69	1	67	66	19	59	438	16.8
04	Morris, Maci	26-26	749	28.8	144-339	.425	65-144	.451	58-71	.817	9	76	85	3.3	71	1	42	55	21	33	411	15.8
24	Murray, Taylor	26-25	822	31.6	120-252	.476	10-41	.244	81-99	.818	42	50	92	3.5	51	0	97	32	2	86	331	12.7
32	Roper, Jaida	27-2	554	20.5	61-147	.415	22-63	.349	51-63	.810	18	33	51	1.9	46	0	64	39	1	19	195	7.2
05	Green, Blair	27-0	513	19.0	67-154	.435	15-37	.405	14-15	.933	14	46	60	2.2	41	1	13	39	7	19	163	6.0
14	Wyatt, Tatyana	26-26	487	18.7	57-143	.399	7-25	.280	31-53	.585	37	57	94	3.6	80	4	5	32	10	13	152	5.8
03	McKinney, KeKe	27-27	669	24.8	51-142	.359	11-48	.229	17-30	.567	59	81	140	5.2	55	0	30	39	27	32	130	4.8
12	Paschal, Amanda	27-2	471	17.4	27-89	.303	6-15	.400	31-41	.756	25	35	60	2.2	30	0	38	31	2	18	91	3.4
21	Anyagaligbo, Ogechi	22-1	295	13.4	27-67	.403	0-0	.000	6-16	.375	29	40	69	3.1	36	0	8	19	7	8	60	2.7
23	Roach, Kameron	13-0	54	4.2	4-19	.211	1-2	.500	1-2	.500	5	5	10	0.8	8	0	5	7	0	5	10	0.8
00	Halsel, LaShae	9-0	22	2.4	2-6	.333	0-1	.000	0-0	.000	1	1	2	0.2	1	0	0	0	0	0	4	0.4
Team											52	47	99					5				
Total.....		27	5425		717-1705	.421	202-534	.378	349-473	.738	362	577	939	34.8	488	7	369	364	96	292	1985	73.5
Opponents.....		27	5425		572-1401	.408	121-394	.307	301-472	.638	306	647	953	35.3	507	-	337	588	100	171	1566	58.0

TEAM STATISTICS	UK	OPP	Date	Opponent	Score	Att.
SCORING	1985	1566	11/07/18	ALABAMA STATE	w 87-35	3676
Points per game	73.5	58.0	11/11/18	SOUTHERN UNIVERSITY	w 91-41	3870
Scoring margin	+15.5	-	@ 11/15/18	VIRGINIA	w 63-51	4989
FIELD GOALS-ATT	717-1705	572-1401	11/18/18	HIGH POINT	w 71-49	4064
Field goal pct	.421	.408	! 11/22/18	vs USF	w 85-63	874
3 POINT FG-ATT	202-534	121-394	! 11/23/18	vs UCLA	wot 75-74	715
3-point FG pct	.378	.307	! 11/24/18	vs North Carolina	w 85-75	814
3-pt FG made per game	7.5	4.5	11/28/18	MOREHEAD STATE	w 87-57	3912
FREE THROWS-ATT	349-473	301-472	12/06/18	RHODE ISLAND	w 75-52	3744
Free throw pct	.738	.638	12/09/18	at Louisville	L 75-80	13786
F-Throws made per game	12.9	11.1	12/15/18	MIDDLE TENNESSEE	w 72-55	5076
REBOUNDS	939	953	12/18/18	WESTERN CAROLINA	w 99-39	3903
Rebounds per game	34.8	35.3	12/21/18	MURRAY STATE	w 88-49	4312
Rebounding margin	-0.5	-	12/29/18	SACRED HEART	w 71-43	4079
ASSISTS	369	337	* 01/03/19	VANDERBILT	w 77-55	4030
Assists per game	13.7	12.5	* 01/06/19	at Mississippi State	L 71-86	8830
TURNOVERS	364	588	* 01/10/19	at Tennessee	w 73-71	8145
Turnovers per game	13.5	21.8	* 01/13/19	OLE MISS	L 49-55	4577
Turnover margin	+8.3	-	* 01/17/19	at LSU	w 64-60	1452
Assist/turnover ratio	1.0	0.6	* 01/24/19	MISSOURI	w 52-41	4174
STEALS	292	171	* 01/27/19	at Texas A&M	L 71-73	4752
Steals per game	10.8	6.3	* 01/31/19	SOUTH CAROLINA	L 70-74	4247
BLOCKS	96	100	* 02/03/19	FLORIDA	w 62-51	10031
Blocks per game	3.6	3.7	* 02/07/19	at Auburn	w 78-68	1604
ATTENDANCE	74364	54961	* 02/11/19	at Alabama	w 68-53	2102
Home games-Avg/Game	16-4648	8-6570	* 02/17/19	ARKANSAS	w 61-59	5680
Neutral site-Avg/Game	-	3-801	* 02/21/19	at South Carolina	w 65-57	11887

Score by Periods	1st	2nd	3rd	4th	OT	Totals
Kentucky	492	469	518	497	9	1985
Opponents	401	320	408	429	8	1566

\* = Conference game

@ = Rupp Arena - Lexington, Ky.

! = 2018 Paradise Jam (St. Thomas, Virgin Island - UVI Sports & Fitness Center)



Kentucky Women's Basketball  
Kentucky Combined Team Statistics (as of Feb 21, 2019)  
SEC games only



RECORD:	OVERALL	HOME	AWAY	NEUTRAL
ALL GAMES	9-4	4-2	5-2	0-0
CONFERENCE	9-4	4-2	5-2	0-0
NON-CONFERENCE	0-0	0-0	0-0	0-0

#	Player	gp-gs	min	avg	Total		3-Point		F-Throw		Rebounds				pf	dq	a	to	blk	stl	pts	avg
					fg-fga	fg%	3fg-fga	3fg%	ft-fta	ft%	off	def	tot	avg								
10	Howard, Rhyne	12-12	386	32.2	71-165	.430	31-82	.378	18-28	.643	33	41	74	6.2	39	1	33	33	6	28	191	15.9
04	Morris, Maci	12-12	372	31.0	66-154	.429	28-62	.452	26-35	.743	5	33	38	3.2	33	1	22	28	13	14	186	15.5
24	Murray, Taylor	12-11	394	32.8	47-118	.398	3-20	.150	37-49	.755	14	31	45	3.8	25	0	36	9	1	36	134	11.2
14	Wyatt, Tatyana	13-13	241	18.5	31-68	.456	4-13	.308	13-20	.650	14	28	42	3.2	46	3	2	19	6	4	79	6.1
05	Green, Blair	13-0	239	18.4	32-64	.500	8-18	.444	2-3	.667	7	19	26	2.0	12	0	5	18	2	9	74	5.7
32	Roper, Jaida	13-2	260	20.0	20-61	.328	5-26	.192	24-31	.774	9	14	23	1.8	20	0	25	21	0	8	69	5.3
03	McKinney, KeKe	13-13	327	25.2	24-68	.353	5-23	.217	7-13	.538	31	38	69	5.3	30	0	16	17	10	13	60	4.6
21	Anyagaligbo, Ogechi	11-0	155	14.1	15-35	.429	0-0	.000	6-11	.545	11	17	28	2.5	19	0	3	13	5	3	36	3.3
12	Paschal, Amanda	13-2	216	16.6	11-44	.250	3-9	.333	5-7	.714	9	17	26	2.0	20	0	12	20	1	7	30	2.3
23	Roach, Kameron	3-0	9	3.0	1-3	.333	0-0	.000	0-0	.000	1	0	1	0.3	1	0	2	1	0	0	2	0.7
00	Halsel, LaShae	1-0	1	1.0	0-0	.000	0-0	.000	0-0	.000	0	0	0	0.0	0	0	0	0	0	0	0	0.0
Team											20	23	43					4				
Total.....		13	2600		318-780	.408	87-253	.344	138-197	.701	154	261	415	31.9	245	5	156	183	44	122	861	66.2
Opponents.....		13	2600		286-674	.424	57-180	.317	174-258	.674	159	311	470	36.2	223	-	172	254	48	95	803	61.8

TEAM STATISTICS	UK	OPP
SCORING	861	803
Points per game	66.2	61.8
Scoring margin	+4.5	-
FIELD GOALS-ATT	318-780	286-674
Field goal pct	.408	.424
3 POINT FG-ATT	87-253	57-180
3-point FG pct	.344	.317
3-pt FG made per game	6.7	4.4
FREE THROWS-ATT	138-197	174-258
Free throw pct	.701	.674
F-Throws made per game	10.6	13.4
REBOUNDS	415	470
Rebounds per game	31.9	36.2
Rebounding margin	-4.2	-
ASSISTS	156	172
Assists per game	12.0	13.2
TURNOVERS	183	254
Turnovers per game	14.1	19.5
Turnover margin	+5.5	-
Assist/turnover ratio	0.9	0.7
STEALS	122	95
Steals per game	9.4	7.3
BLOCKS	44	48
Blocks per game	3.4	3.7
ATTENDANCE	32739	38772
Home games-Avg/Game	6-5456	7-5539
Neutral site-Avg/Game	-	0-0

Date	Opponent		Score	Att.
* 01/03/19	VANDERBILT	w	77-55	4030
* 01/06/19	at Mississippi State	L	71-86	8830
* 01/10/19	at Tennessee	w	73-71	8145
* 01/13/19	OLE MISS	L	49-55	4577
* 01/17/19	at LSU	w	64-60	1452
* 01/24/19	MISSOURI	w	52-41	4174
* 01/27/19	at Texas A&M	L	71-73	4752
* 01/31/19	SOUTH CAROLINA	L	70-74	4247
* 02/03/19	FLORIDA	w	62-51	10031
* 02/07/19	at Auburn	w	78-68	1604
* 02/11/19	at Alabama	w	68-53	2102
* 02/17/19	ARKANSAS	w	61-59	5680
* 02/21/19	at South Carolina	w	65-57	11887

\* = Conference game

@ = Rupp Arena - Lexington, Ky.

! = 2018 Paradise Jam (St. Thomas, Virgin Island - UVI Sports & Fitness Center)

Score by Periods	1st	2nd	3rd	4th	Totals
Kentucky	220	179	237	225	861
Opponents	196	159	224	224	803



Kentucky Women's Basketball  
Kentucky Team Game-by-Game Comparison (as of Feb 21, 2019)  
All games



Opponent	1st	2nd	Score	Mar	Total FG	FG Pct	3-Pointers	3FG Pct	Free Throws	FT Pct	Rebounds	Assist	T/Over	Block	Steal	Fouls	
ALABAMA STATE	39/22	48/13	87-35	+52	30-80/14-41	.375/.341	10-25/4-11	.400/.364	17-21/3-5	.810/.600	43/35	+8	22/8	14/43	7/4	23/5	17/22
SOUTHERN UNIVERSITY	50/18	41/23	91-41	+50	32-64/15-49	.500/.306	13-25/4-17	.520/.235	14-19/7-10	.737/.700	35/30	+5	22/11	10/29	3/2	15/2	15/24
VIRGINIA	21/20	42/31	63-51	+12	23-69/20-45	.333/.444	5-23/7-16	.217/.438	12-15/4-8	.800/.500	33/41	(8)	9/16	12/32	5/7	13/4	13/17
HIGH POINT	42/28	29/21	71-49	+22	26-59/15-53	.441/.283	6-16/4-19	.375/.211	13-16/15-19	.813/.789	36/35	+1	15/11	13/19	9/1	7/7	18/22
USF	44/28	41/35	85-63	+22	30-62/22-59	.484/.373	9-19/5-21	.474/.238	16-23/14-18	.696/.778	33/38	(5)	11/13	12/18	1/2	6/3	23/23
UCLA	41/31	25/35	75-74	+1	24-65/30-58	.369/.517	9-19/2-8	.474/.250	18-24/12-28	.750/.429	34/46	(12)	10/9	13/19	2/6	12/7	20/24
North Carolina	38/47	47/28	85-75	+10	27-70/23-55	.386/.418	10-21/12-25	.476/.480	21-29/17-23	.724/.739	35/44	(9)	14/14	14/27	1/3	15/8	20/26
MOREHEAD STATE	52/23	35/34	87-57	+30	29-63/23-64	.460/.359	7-19/3-15	.368/.200	22-30/8-14	.733/.571	40/37	+3	13/10	18/25	4/2	18/9	21/23
RHODE ISLAND	30/22	45/30	75-52	+23	25-75/22-50	.333/.440	7-23/4-12	.304/.333	18-21/4-7	.857/.571	41/36	+5	12/9	12/30	0/8	17/6	10/24
Louisville	29/36	46/44	75-80	(5)	26-60/31-55	.433/.564	7-16/3-13	.438/.231	16-19/15-28	.842/.536	32/28	+4	10/13	13/6	1/4	4/5	26/21
MIDDLE TENNESSEE	45/23	27/32	72-55	+17	25-44/23-51	.568/.451	6-10/3-12	.600/.250	16-22/6-9	.727/.667	25/27	(2)	14/18	16/18	7/1	8/5	13/18
WESTERN CAROLINA	56/20	43/19	99-39	+60	41-70/15-47	.586/.319	11-25/4-16	.440/.250	6-7/5-10	.857/.500	41/22	+19	27/11	10/24	4/4	12/5	14/9
MURRAY STATE	42/28	46/21	88-49	+39	34-67/19-48	.507/.396	10-21/4-13	.476/.308	10-15/7-14	.667/.500	39/29	+10	20/13	13/27	2/1	15/7	15/16
SACRED HEART	33/20	38/23	71-43	+28	27-77/14-52	.351/.269	5-19/5-16	.263/.313	12-15/10-21	.800/.476	57/35	+22	14/9	11/17	6/7	5/3	18/15
VANDERBILT	40/24	37/31	77-55	+22	30-61/20-36	.492/.556	8-25/1-6	.320/.167	9-11/14-19	.818/.737	23/26	(3)	18/9	14/29	2/1	10/3	19/14
Mississippi State	27/41	44/45	71-86	(15)	25-58/31-68	.431/.456	7-18/3-11	.389/.273	14-16/21-25	.875/.840	24/48	(24)	12/16	22/24	8/7	15/11	25/18
Tennessee	38/28	35/43	73-71	+2	29-62/25-66	.468/.379	5-16/4-15	.313/.267	10-17/17-29	.588/.586	32/50	(18)	10/17	16/19	2/4	10/7	25/21
OLE MISS	21/15	28/40	49-55	(6)	17-64/19-53	.266/.358	6-23/5-19	.261/.263	9-16/12-13	.563/.923	37/39	(2)	13/10	16/19	4/6	7/9	18/16
LSU	31/25	33/35	64-60	+4	25-49/24-55	.510/.436	6-15/5-12	.400/.417	8-13/7-17	.615/.412	26/35	(9)	11/17	21/21	2/3	10/17	19/18
MISSOURI	18/21	34/20	52-41	+11	19-54/13-39	.352/.333	3-14/7-19	.214/.368	11-18/8-11	.611/.727	37/25	+12	5/11	13/20	6/1	8/5	14/19
Texas A&M	31/33	40/40	71-73	(2)	25-63/25-48	.397/.521	11-29/6-8	.379/.750	10-15/17-26	.667/.654	34/31	+3	14/17	11/12	1/3	7/7	23/18
SOUTH CAROLINA	28/31	42/43	70-74	(4)	28-72/28-63	.389/.444	7-27/3-7	.259/.429	7-10/15-25	.700/.600	42/43	(1)	13/13	11/13	6/4	2/8	20/15
FLORIDA	30/23	32/28	62-51	+11	20-63/18-40	.317/.450	5-20/7-20	.250/.350	17-22/8-16	.773/.500	35/34	+1	14/14	9/24	3/1	8/1	16/22
Auburn	42/28	36/40	78-68	+10	28-54/22-52	.519/.423	11-20/2-11	.550/.182	11-13/22-29	.846/.759	27/29	(2)	15/11	17/15	2/1	11/14	19/16
Alabama	33/29	35/24	68-53	+15	26-56/21-47	.464/.447	8-16/5-11	.500/.455	8-10/6-11	.800/.545	19/40	(21)	9/13	8/24	2/2	15/2	13/13
ARKANSAS	30/33	31/26	61-59	+2	23-67/22-55	.343/.400	4-18/4-21	.222/.190	11-22/11-15	.500/.733	45/36	+9	10/12	9/13	4/8	5/4	14/16
South Carolina	30/24	35/33	65-57	+8	23-57/18-52	.404/.346	6-12/5-20	.500/.250	13-14/16-22	.929/.727	34/34	-	12/12	16/21	2/7	14/7	20/17

Note: Game totals are displayed in the format TEAM/OPPONENT for each category