



MIZZOU HOOPS



2018-19 UNIVERSITY OF MISSOURI
MEN'S BASKETBALL GAME NOTES

Columbia, Missouri

ESPN

8 p.m. CT - Tuesday, Feb. 19

Tiger Radio Network

Mizzou Arena (15,061)

statbroadcast.com



MIZZOU (12-12, 3-9) VS. NO. 4 KENTUCKY 21-4, 10-2) | MIZZOU HOSTS NO. 4 KENTUCKY ON TUESDAY NIGHT AT MIZZOU ARENA

FULL MEDIA INFORMATION



SEC NETWORK

PBP: Jimmy Dykes
ANALYST: Karl Ravech
REPORTER: Laura Rutledge



TIGER RADIO NETWORK

XM: 201
SIRIUS: 119

PBP: Mike Kelly
ANALYST: Chris Gervino
ENGINEER: Matt Winegardner

TWITTER: @MizzouHoops
LIVE VIDEO: WatchESPN

2018-19 RESULTS (12-12, 3-9)

DATE	MIZ	OPP	OPPONENT	TV	TIME-CT
N 6 T	-/-	-/-	Central Arkansas	SEC+	W, 68-55
N 9 F	-/-	-/-	at Iowa State	Cyclones.TV	L, 76-59
N 16 F	-/-	-/-	vs. Kennesaw State	#FloHoops	W, 55-52
N 18 S	-/-	-/-	vs. Oregon State	# FloHoops	W, 69-63
N 19 M	-/-	-/-	vs. Kansas State	# FloHoops	L, 82-67
N 27 T	-/-	-/-	Temple	SECN	L, 79-77
D 2 S	-/-	-/-	UCF	ESPNU	W, 64-62
D 4 T	-/-	-/-	UT Arlington	SEC+	W, 65-45
D 7 F	-/-	-/-	Oral Roberts	SECN	W, 80-64
D 18 T	-/-	-/-	Xavier	ESPNU	W, 71-56
D 22 S	-/-	-/-	vs. Illinois %	BTN	W, 79-63
D 29 S	-/-	-/-	Morehead State	SEC+	W, 75-61
J 8 T	-/-	-/-	Tennessee *	ESPN2	L, 87-63
J 13 S	-/-	-/-	at South Carolina *	SECN	L, 85-75
J 16 W	-/-	-/-	Alabama *	SECN	L, 70-60
J 19 S	-/-	-/-	at Texas A&M *	SECN	W, 66-43
J 23 W	-/-	-/-	at Arkansas *	SECN	L, 72-60
J 26 S	-/-	-/-	LSU *	SECN	L, 86-80
J 30 W	-/-	-/-	at Auburn *	SECN	L, 92-58
F 2 S	-/-	-/-	Vanderbilt *	SECN	W, 77- 67
F 5 T	-/-	-/-	at Tennessee *	ESPN2	L, 72-60
F 9 S	-/-	-/-	Texas A&M. *	SECN	L, 68-59
F 12 T	-/-	-/-	Arkansas *	ESPN	W, 79-78
F 16 S	-/-	-/-	at Mississippi *	SECN	L, 75-65
F 19 T	-/-	-/-	Kentucky *	ESPN	8 p.m.
F 23 S	-/-	-/-	at Florida *	ESPNU	3 p.m.
F 26 T	-/-	-/-	at Mississippi State *	SECN	6 p.m.
M 2 S	-/-	-/-	South Carolina *	SECN	2:30 p.m.
M 6 W	-/-	-/-	at Georgia *	SECN	5:30 p.m.
M 9 S	-/-	-/-	Mississippi *	SECN	2:30 p.m.

STORYLINES

GAME 25

- Mizzou and Kentucky meet for 13th time in their program histories. Mizzou picked up its first win over the Wildcats in program history last season with a 69-60 victory over then-No. 21 Kentucky at Mizzou Arena. Mizzou held Kentucky to just 18 first-half points and 31.3-percent shooting for the game in that outing on its way to a win in front of a sold out Mizzou Arena.
- Mizzou has 20 wins all-time vs. opponents ranked No. 4 or higher, including seven vs. teams ranked No. 4. The Tigers' last win over a Top-4 team was an 89-88 triumph over No. 3 Baylor in Waco, Texas on Jan. 21, 2012. The last such win at home came over Blake Griffin and No. 4 Oklahoma (73-64) on March 4, 2009. NBA star DeMarre Carroll led Mizzou with 15 points and 10 rebounds in that win.
- Mizzou is 3-3 at home against ranked opponents under Cuonzo Martin.
- Since Nov. 18, senior point guard Jordan Geist is averaging 15.4 points and 4.8 rebounds while shooting 38.5 percent from 3-point range and boasting a 1.5 assist-to-turnover ratio. He has reached double figures 18 times in the last 21 games. He has scored 15+ points 10 times this season after notching 15+ just six times in his previous two seasons combined.
- After piling up 39 rebounds vs. Arkansas, including 16 offensive boards, Mizzou outrebounded Ole Miss 37-21 on Saturday, its largest margin of the season. The Tigers have outrebounded their opponent 17 times in 24 games this season. Mizzou is limiting opponents to 32.4 rebounds per game, which ranks fourth in the SEC behind Kentucky, Mississippi State and Ole Miss. Mizzou has snagged at least 31 boards in all but four games this season.
- Mizzou has held opponents under 70 points 33 times in the Martin era, which amounts to 57.9 percent of the games with him at the helm. When the Tigers have done so this season, they are 11-1. Last Tuesday's win over Arkansas marked the Tigers' first victory of the season when allowing 70+ points.

MATCHUP

MIZZOU (12-12, 3-9 SEC)	NET: 92	
Head Coach _____	Cuonzo Martin (11th season)	
Career Record _____	218-146 (.599)	
Mizzou Record _____	32-25 (2nd season)	
All-Time vs. Kentucky _____	1-11	
Cuonzo Martin vs. Kentucky _____	2-5	
Stats		
Category	Overall	Conf.
Points/Game	68.0	66.8
Points Allowed/Game	68.9	74.6
Field Goal Shooting	.432	.425
Field Goal Defense	.435	.449
3-Point Shooting	.370	.347
3-Point Defense	.326	.325
Free Throw Shooting	.700	.711
Rebounds/Game	35.0	34.4
Opponent Rebounds/Game	32.3	32.8
Assists/Game	11.1	10.9
Turnovers/Game	14.6	13.7
Steals/Game	4.6	3.8
Blocks/Game	1.8	1.7

No. 4 Kentucky (21-4, 10-2 SEC)	NET: 5
Head Coach _____	John Calipari (27th season)
Career Record _____	741-208 (.643)
Kentucky Record _____	296-68 (10th season)

Category	Overall	Conf.
Points/Game	78.7	74.9
Points Allowed/Game	65.6	62.1
Field Goal Shooting	.477	.470
Field Goal Defense	.407	.394
3-Point Shooting	.353	.359
3-Point Defense	.351	.318
Free Throw Shooting	.743	.741
Rebounds/Game	39.0	37.9
Opponent Rebounds/Game	29.2	30.3
Assists/Game	14.2	13.8
Turnovers/Game	12.8	11.6
Steals/Game	6.6	6.8
Blocks/Game	4.9	3.8

LAST GAME STARTERS

#	POS	TIGERS	YR	PPG	RPG	APG	MPG
24	F	Kevin Puryear	Sr.	7.4	5.4	1.2	24.0
23	F	Jeremiah Tilmon	So.	10.9	5.4	0.7	24.4
15	G	Jordan Geist	Sr.	14.2	4.7	3.1	32.7
4	G	Javon Pickett	Fr.	8.3	2.8	1.5	25.6
1	G	Xavier Pinson	Fr.	6.5	2.8	2.1	18.1

#	POS	WILDCATS	YR	PPG	RPG	APG	MPG
2	G	Ashton Hagans	Fr.	7.2	2.4	4.5	28.3
3	G	Keldon Johnson	Fr.	14.2	5.2	1.4	30.1
14	G	Tyler Herro	Fr.	13.4	4.4	2.3	31.1
22	F	Reid Travis	Gr.	11.6	7.1	0.9	28.3
25	F	PJ Washington	So.	14.8	8.0	1.8	26.8

27 NCAA TOURNAMENT APPEARANCES
1,612 VICTORIES IN 113 SEASONS
72 FIRST-TEAM ALL-CONF. PLAYERS
45 NBA DRAFT SELECTIONS

23 CONFERENCE CHAMPIONSHIPS
36 POSTSEASON APPEARANCES
21 ALL-AMERICAN PLAYERS
8 CONFERENCE PLAYERS OF THE YEAR



PRONUNCIATIONS

Pro-nun-SEE-A-shun GUIDE

Cuonzo Martin _____ KHAN-zo
 Kevin Puryear _____ PER-year
 Jordan Geist _____ GUY-st
 Reed Nikko _____ NICK-oh
 Javon Picket _____ JAH-vo

QUICK FACTS

Location _____ Columbia, Mo.
 Founded _____ 1839
 Enrollment _____ 30,870
 Nickname _____ Tigers
 Colors _____ Old Gold and Black
 Arena (Capacity) _____ Mizzou Arena (15,061)
 Conference _____ Southeastern
 Starters Returning / Lost _____ 3/2
 Lettermen Returning / Lost _____ 7/4

MIZZOU BASKETBALL

POSITION NAME (YEAR AT MIZZOU)
 Head Coach _____ Cuonzo Martin (2nd)
 _____ Purdue, 2000
 Overall Record _____ 218-146 / .599 (11th season)
 Assistant Coaches _____ Cornell Mann (2nd)
 _____ Chris Hollender (2nd)
 _____ Michael Porter, Sr. (2nd)
 Athletic Performance _____ Nicodemus Christopher (2nd)
 Dir. of Player Development _____ Marco Harris (2nd)
 Dir. of Basketball Operations _____ Paul Rorvig (5th)
 Asst. Dir. of Basketball Ops. _____ Marcus Green (2nd)
 Assistant to the Head Coach _____ John Poettgen (10th)
 Graduate Assistants _____ Brandon Byer
 _____ Nafis Ricks, Jeronne Maymon

MIZZOU ADMINISTRATION

System President _____ Dr. Mun Y. Choi (Illinois, '87)
 Chancellor _____ Dr. Alexander Cartwright (Iowa, '89)
 Faculty Athletics Rep. _____ Pamela Hinton (Wisconsin, '91)
 Director of Athletics _____ Jim Sterk
 _____ (Western Washington, '80)
 Department Phone _____ 573-882-6501
 Ticket Office Phone _____ 573-884-7297
 _____ 800-228-7297

STRATEGIC COMMUNICATIONS

Deputy Athletics Director _____ Nick Joos
 Office Phone _____ 573-289-1451
 E-Mail _____ joosn@missouri.edu
 Associate Athletics Director _____ Chad Moller
 Office Phone _____ 573-882-0712
 E-Mail _____ mollerc@missouri.edu
Men's Basketball Contact R.J. Layton
Office Phone 573-882-7826
E-Mail laytonr@missouri.edu
Secondary Contact Nick Joos
E-Mail joosn@missouri.edu
 Assistant AD _____ Shawn Davis
 Sr. Associate Director _____ Kate Lakin
 Associate Director _____ Andrew Melroe
 Assistant Director _____ Andy Oldenburg
 Strat Comm Intern _____ Mario Bravante
 Assistant AD _____ Ali Fisher
 Digital Media Assistant _____ Holly Weber
 Director of Photography _____ Zach Bland
 Graphic Design Intern _____ Tony Huynh
 Twitter/Instagram/Facebook _____ @MizzouHoops
 Snapchat _____ zouhoops
 Website: _____ mutigers.com



CUONZO MARTIN

in NCAA history to lead three different programs to the Big Dance (Tennessee, Cal and Missouri). He capped his first year at Missouri with his eighth NBA Draft selection in the last five years as Michael Porter Jr. was selected 14th overall by the Denver Nuggets.

Following the 2017-18 campaign, Martin also saw Kassius Robertson land First-Team All-SEC honors and Jontay Porter earn SEC Co-Sixth Man of the Year recognition. Additionally, senior Jordan Barnett earned his degree and an NBA Training Camp invitation.

In his final season at Cal, Martin led the squad to a 21-13 mark. The 2016-17 Golden Bears cracked the Associated Press Top 25 in the season's second poll and received votes in nearly every USA Today coaches poll registered during the year. Four Golden Bears earned All-Pac-12 recognition, as Ivan Rabb was a first-team honoree while Jabari Bird earned honorable mention honors. Kingsley Okoroh was an honorable mention All-Defensive team selection and Charlie Moore was an All-Freshman team honorable mention pick.

Martin's Golden Bears went 23-11 in 2015-16 and tied for third in the Pac-12 en route to the program's highest NCAA Tournament seed in school history (No. 4). A consensus top 10 recruiting class, which included top-five overall prospects Rabb and Jaylen Brown, helped the Bears fashion the best single-season record in school history at Haas Pavilion (18-0) and end the year with a 19-game homecourt win streak. All-told, the Golden Bears won a school-record 27-straight home games which spanned the 2015-16 and 2016-17 seasons.

Cal also led the Pac-12 in both scoring defense (67.3 ppg) and field-goal percentage defense (.396).

Brown was named a 2015-16 USBWA Freshman All-American as well as the Pac-12 Freshman of the Year before being selected as the No. 3 pick by the Boston Celtics in the 2016 NBA Draft. Tyrone Wallace joined Brown as Martin's second Bear drafted, selected in the second round by the Utah Jazz.

Led by Bob Cousy Award finalist Wallace, who in his first season as Cal's point guard, was the only Pac-12 player to finish among the top five in scoring rebounding and assists, Martin's debut season along the Golden Bears' sideline saw them reach the Pac-12 Tournament quarterfinals en route to an 18-15 final record.

While Martin's teams enjoyed on-court success at Cal, community service was also an important staple of the Golden Bear program as he encouraged his student-athletes to pursue volunteer opportunities in the Bay Area as part of his "Building Men" philosophy. The 2016-17 Golden Bears worked with Laguna Honda Hospital and Rehabilitation Center to help its patients celebrate 150 years of service, visited the South Berkeley Senior Center to serve visitors a pancake breakfast on a weekday morning, and spread holiday cheer at the UCSF Benioff Children's Hospital Christmas party.

Before moving to the West Coast, Martin spent three highly-successful seasons at Tennessee, where he guided the Volunteers to a 63-41 (.606) record and into the postseason each year (one NCAA, two NIT). His teams also finished among the top-five in the SEC standings every season, including a second-place tie in his first campaign after the Volunteers were ticketed for an 11th-place finish in the preseason poll.

After back-to-back NIT appearances in his first two years as the Volunteers head coach, Martin led Tennessee to a 24-13 record, the Sweet 16 and a No. 23 national ranking in the season-ending 2013-14 USA Today coaches poll. In the process, Tennessee matched the fourth-best win total in school history and recorded its most postseason victories since the 2009-10 campaign. After earning a berth in the NCAA's First Four, the Martin-led Volunteers captured victories over Iowa, Massachusetts and Mercer to equal the most wins in one NCAA Tournament in program history.

Under Martin's tutelage, forward Jarnell Stokes was a two-time first-team All-SEC selection and was one of just three individuals in the six power conferences in 2013-14 to average a double-double. Stokes led the SEC and ranked seventh nationally in rebounding at 10.6 rpg, while also averaging 15.1 ppg. Predicated on tenacity and defense, Martin's 2013-14 Tennessee squad limited opponents to just 61.7 ppg, the lowest mark in the SEC and second-lowest total at UT since 1969, as the Vols ranked 18th nationally in scoring defense.

Martin is no stranger to the Show-Me State, having launched his head coaching career at Missouri State. After an 11-20 debut season at the Springfield school, Martin led the Bears to a 24-12 record and the 2009-10 Collegians.com Championship in year two.

His third season saw Missouri State record a 26-9 record en route to the program's first-ever regular-season Missouri Valley Conference championship and an NIT bid. Martin was named the Missouri Valley Conference Coach of the Year and was the 2011 recipient of the Ben Jobe National Coach of the Year Award, presented annually to the nation's top minority head coach in Division I men's basketball.

The 45-year-old Martin has served the game of basketball for more than two decades, beginning with a standout four-year playing career at Purdue. He has played and coached alongside some of the game's most highly-regarded mentors, including Hall of Fame Coach Gene Keady. Martin is a member of a distinguished group of successful college basketball coaches to serve under Keady, along with Matt Painter (Purdue), Bruce Weber (Illinois and Kansas State), Steve Lavin (UCLA and St. John's) and Kevin Stallings (Vanderbilt and Pitt).

As a student-athlete, Martin was a 1995 first-team All-Big Ten selection at Purdue when he averaged 18.4 ppg and sank 91 3-pointers. He graduated as one of the program's all-time leaders in three-pointers (179) and among the Boilermakers' career scoring leaders (1,666). Playing under Keady and alongside All-American Glenn Robinson, Martin led Purdue to a pair of Big Ten titles and to a 90-37 four-year record. The Boilermakers went to the postseason each season with Martin, reaching the Elite Eight of the 1994 NCAA Tournament.

Following his collegiate playing career, Martin was selected by the Atlanta Hawks with the 57th overall pick of the 1995 NBA Draft. He played professionally for four years with the NBA's Hawks, Milwaukee Bucks and Vancouver Grizzlies. In 1997, Martin was the leading scorer for Felize Scandone in Italy.

Martin returned to his alma mater where he earned his bachelor's degree in restaurant, hotel, institutional and tourism management from Purdue in 2000, and served one season as an assistant on the staff at West Lafayette High School. After earning his degree, Martin joined Keady's Purdue staff for the 2000-01 season as an assistant coach, his college coach, and remained with the Boilermaker program when Painter took over as head coach upon Keady's retirement. He served as the Boilermakers' associate coach during the 2007-08 season before taking the Missouri State post the following season. In his eight-year tenure at Purdue, mentored several all-conference standouts, including All-American and current Minnesota Timberwolves forward Robbie Hummel.

He and his wife, Roberta, have two sons, Joshua and Chase, and a daughter, Addison.

MARTIN YEAR-BY-YEAR

YEAR	TEAM	OVERALL	CONF	POST
08-09	Missouri State	11-20	3-15	
09-10	Missouri State	24-12	8-10	CIT Champ
10-11	Missouri State	26-9	15-3	NIT 2nd Rd.
Missouri State Total		61-41	26-28	
		.598	.481	
11-12	Tennessee	19-15	10-6	NIT 2nd Rd.
12-13	Tennessee	20-13	11-7	NIT 1st Rd.
13-14	Tennessee	24-13	11-7	NCAA 1st 16
Tennessee Total		63-41	32-20	
		.606	.615	
14-15	California	18-15	7-11	
15-16	California	23-11	12-6	NCAA 1st Rd.
16-17	California	21-13	10-8	NIT 1st Rd.
California Total		62-39	28-24	
		.614	.538	
17-18	Missouri	20-13	10-8	NCAA 1st Rd.
18-19	Missouri	12-12	3-9	
Missouri Total		32-25 (.561)	13-17	
Career Total		218-146	99-89	
		.599	.527	

MARTIN QUICK HITS

Born _____ Sept. 23, 1971
 Hometown _____ East Saint Louis, Ill.
 Alma Mater _____ Purdue, 2000
 Family _____ Wife, Roberta
 _____ Son, Josh; Son, Chase; Daughter, Addison
 Twitter _____ @CuonzoMartin
 Instagram _____ @CoachCuonzo

AS A PLAYER

1992-95 _____ Purdue
 1995-96 _____ Vancouver Grizzlies
 _____ Grand Rapids Hoops
 1996-97 _____ Milwaukee Bucks
 _____ Grand Rapids Hoops
 _____ Felize Scandone (Italy)

AS A COACH

1999-00 _____ West Lafayette HS (Asst.)
 2000-07 _____ Purdue (Asst.)
 2007-08 _____ Purdue (Assoc. HC)
 2008-11 _____ Missouri State
 2011-14 _____ Tennessee
 2014-17 _____ California
 2017-present _____ Mizzou

HONORS

- BCA Coach of the Week (March 31, 2010)
- 2011 Missouri Valley Conference Coach of the Year
- 2011 Ben Jobe National Coach of the Year
- 2011 Hugh Durham National Coach of the Year Finalist
- 2012 Blue Ribbon SEC Co-Coach of the Year
- 2013 Ben Jobe National Coach of the Year Finalist



MARTIN HEAD-TO-HEAD

SCHOOL	W	L	SCHOOL	W	L
Air Force	1	0	North Florida	1	0
Alabama	3	4	Northern Iowa	1	5
Alcorn State	2	0	Oakland	1	1
Arizona	1	6	Oklahoma State	0	2
Arizona State	4	2	Ole Miss	3	5
Arkansas	5	4	Oral Roberts	2	0
Arkansas State	4	0	Oregon	1	5
Arkansas-Little Rock	3	0	Oregon State	7	1
Auburn	5	3	Pacific	2	0
Austin Peay	0	1	Pepperdine	1	0
Bradley	3	3	Pittsburgh	0	1
Cal Poly	2	0	Presbyterian	1	0
Central Arkansas	1	0	Princeton	2	0
Central Michigan	1	0	Rice	1	0
Chaminade	1	0	Richmond	0	1
College of Charleston	0	1	Sam Houston State	1	0
Chattanooga	1	0	San Diego State	0	2
The Citadel	3	0	Savannah State	1	0
Colorado	3	2	Seton Hall	0	1
UConn	1	0	Seattle	1	0
Coppin State	1	0	South Carolina	6	1
Creighton	5	3	South Dakota State	1	0
Cal-State Bakersfield	0	2	Southeastern Louisiana	1	0
Davidson	1	0	Southern Illinois	4	3
Drake	4	2	Southern Indiana	1	0
Duke	0	1	Saint Louis	2	0
East Carolina	1	0	St. John's (N.Y.)	1	0
Eastern Michigan	1	0	Saint Mary's (Calif.)	1	0
Eastern Washington	1	0	Stanford	2	4
East Tennessee State	1	0	Stephen F. Austin	1	0
Evansville	5	2	Syracuse	1	0
Florida	3	4	Temple	0	1
Florida State	0	1	Tennessee	1	3
Fresno State	1	0	Tennessee State	1	0
Georgetown	0	1	Tennessee Tech	1	0
Georgia	3	4	Texas	0	1
Hawaii	0	1	Texas A&M	3	4
Illinois	1	1	Tulsa	1	2
Illinois State	3	3	UC Davis	1	0
Incarnate Word	1	0	UC Irvine	2	0
Indiana State	2	5	UC Santa Barbara	1	0
Iowa	1	0	UCF	2	0
Iowa State	1	1	UCLA	2	2
Kansas State	0	1	UNC Asheville	2	0
Kennesaw State	3	0	UNC Greensboro	1	0
Kentucky	2	5	Upper Iowa	1	0
Long Beach State	1	0	USC	3	1
Louisiana Tech	2	0	USC Update	1	0
Louisiana-Monroe	1	0	UT Arlington	1	0
LSU	3	2	UT Martin	2	0
Maryland Eastern Shore	1	0	Utah	3	6
Massachusetts	1	0	UTEP	0	1
Memphis	0	3	Valparaiso	0	1
Mercer	1	1	Vanderbilt	6	2
Miami (FL)	0	1	Virginia	1	3
Miami (OH)	1	0	Wagner	1	0
Michigan	0	1	Wake Forest	1	0
Middle Tennessee	1	2	Washington	4	0
Mississippi State	4	2	Washington State	5	0
Missouri	2	1	West Virginia	0	1
Montana	1	0	Western Carolina	1	0
Morehead State	2	0	Wichita State	4	6
Murray State	1	0	Wisconsin	0	1
NC State	0	1	Wisconsin-Green Bay	1	0
Nevada	2	0	Wyoming	3	0
Norfolk State	1	0	Xavier	3	1

FRESHMEN TRIO

- Mizzou's trio of freshmen - Xavier Pinson, Torrence Watson and Javon Pickett - is settling in, accounting for 37 percent of Mizzou's scoring, 48.7 percent of Mizzou's assists and 26.7 percent of Mizzou's rebounding over the last seven games. The trio has combined to post 25.3 points per game, 5.3 assists per game and 9.7 rebounds per game in that span.
- In Mizzou's win over Vanderbilt on Feb. 2, Mizzou's freshmen and sophomores accounted for 57 of Mizzou's 77 total points.
- 58.2 percent of Mizzou's scoring this season has come from players who are freshmen or sophomores, and that doesn't include transfer Dru Smith, who averaged 13.7 points per game as a sophomore at Evansville. 68.3 percent of Mizzou's scoring has come from players slated to return in 2019-20.
- Pickett has started all 24 games during his rookie season. In addition to being Mizzou's defensive stopper, Pickett has reached double figures nine times this season.
- Watson has reached double figures in three of the last six games, matching his career-high with 12 points vs. Texas A&M.
- Pinson has logged at least 24 minutes in five of the last six games. He's chipped in at least eight points in seven of the last eight contests, including 11 points and a career-high nine rebounds in two consecutive games vs. Arkansas and Ole Miss.

SENIOR LEADER AT POINT GUARD

- Senior guard Jordan Geist reached double figures for the 18th time in past 21 games and for the seventh consecutive game after pouring in 23 points on career-best nine made field goals at Ole Miss. Over the last seven outings, Geist is averaging 15.3 points, 6.0 rebounds and 3.2 assists.
- Geist is one of four players in the SEC ranking in the top 15 in the league in scoring (14.2) and top 10 in assist-to-turnover ratio (1.5) alongside Jared Harper, Tremont Waters and Grant Williams.
- Geist has scored 341 total points in 24 games this season, surpassing his season total from last year (242 points in 33 games).
- Geist has committed just 34 turnovers in his last 610 minutes played, including just seven total turnovers in the last five games (168 minutes). That's one turnover every 17.9 minutes in that span.
- Geist has reached double figures in 75 percent of games in 2018-19 after doing so in just 30.3 percent of games last season.
- Geist has improved his scoring average from 7.3 PPG to 14.2 PPG (13th in the SEC) in one season.

PURYEAR THE IRON MAN

- Senior Kevin Puryear has appeared in 32 more career games than anyone else on Mizzou's roster, earning 112 career starts.
- Puryear became the first Tiger to reach the century mark in starts since Kim English in 2012. He is the 10th Tiger to reach 112 starts.
- Puryear is now the sixth Tiger in program history with at least 1,000 career points, 500 career rebounds & 110 career starts, joining Kelly Thames, Steve Stipanovich, Arthur Johnson, Derrick Chievous and Doug Smith.

TILMON DOMINATING THE PAINT

- Sophomore standout forward Jeremiah Tilmon put together a dominant 21-point (8-of-11 FG) performance vs. Arkansas last Tuesday. Tilmon is the only player in the SEC to score at least 21 points and collect three blocks against Arkansas' Daniel Gafford this season.
- Before managing just four points at Ole Miss, Tilmon had scored 15+ points in three of his last four games. In those four outings, he averaged 19.5 PPG and 6.0 RPG while shooting 66.7 percent from the field and 81.8 percent from the free throw line.
- Tilmon has played 27+ minutes in eight of his last nine games.
- Tilmon was named SEC Player of the Week on Dec. 24, his first career conference award and Mizzou's first since Kassius Robertson on Feb. 12 of last season.
- Tilmon is shooting a team-high 57.1 percent from the floor this season, which ranks second in the SEC. He's made 73 of his last 121 FG attempts (60.3 percent).
- His career field goal percentage - 56.7 percent - ranks fourth all-time in program history.
- Tilmon's production is key to the Tigers' success. In Mizzou's 12 wins, Tilmon is averaging 13.6 points and 6.6 rebounds per game while shooting 60.4 percent from the field and playing 304 total minutes. In Mizzou's losses, he's putting up 8.9 points and 4.9 rebounds while shooting 51.1 percent from the field and playing 257 total minutes.
- He has scored in double figures 25 times in his career. Mizzou is 21-4 in those games, including 10-3 this season.
- Tilmon has been dominant at home this season, reaching double figures in nine of 13 games.

HOT SHOOTING FROM SMITH

- After being sidelined with an ankle injury, Mizzou sophomore sharpshooter Mark Smith returned to action for the first time since Jan. 23, playing 14 minutes at Ole Miss as he eases back into the rotation.
- Including a career-high 22 points at Arkansas, Smith has reached double figures in five of his last seven games. Smith drained a career-high six 3-pointers at Arkansas. He is the sixth Tiger since 2010 to accomplish that feat.
- Smith has 217 points, 97 rebounds and 49 triples in 18 games. He notched 179 points, 42 rebounds and 16 triples in 31 games last year at Illinois.
- He is ripping the nets at a 47.1 percent clip from beyond the arc after shooting 23.2 percent from 3-point range as a freshman. That leads the SEC and ranks eighth nationally this year. He ranks second nationally among high major players. Smith ranks second in the SEC in league play in 3-pointers made per game with 3.6.
- Smith has made multiple triples 13 times in 19 contests. Smith has hit at least one triple in his last 19 career games.
- Smith hadn't reached double figures since scoring 11 points against Mizzou on Dec. 23, 2017. He's done so 11 times this season.
- Through 18 games, Smith's 47.1 percent clip from 3-point range would be the fourth-best in a single-season in program history.

MIZZOU 1,000-POINT CLUB

	Scoring	Year	G	FG	3FG	FT	PTS	AVG.
1.	Derrick Chievous	85-88	130	893	30	764	2,580	19.9
2.	Doug Smith	88-91	128	897	4	386	2,184	17.1
3.	Anthony Peeler	89-92	117	666	116	522	1,970	16.8
4.	Steve Stipanovich	80-83	128	709	—	418	1,836	14.3
5.	Marcus Denmon	09-12	141	597	283	298	1,775	12.6
6.	Arthur Johnson	01-04	132	730	—	299	1,759	13.3
7.	Melvin Booker	91-94	125	566	183	382	1,697	13.6
8.	Kelly Thames	94-98	128	585	24	495	1,689	13.2
9.	Clarence Gilbert	99-02	128	557	332	239	1,685	13.2
10.	Rickey Paulding	01-04	131	560	191	322	1,673	12.8
11.	Jon Sundvold	80-83	128	628	—	341	1,597	12.5
12.	Kareem Rush	00-02	84	550	226	258	1,584	18.9
13.	Kim English	09-12	141	515	239	301	1,570	11.1
14.	Ricky Frazier	80-82	94	545	—	358	1,448	15.4
15.	Jevon Crudup	91-94	105	585	5	270	1,445	13.7
16.	John Brown	71-73	72	522	—	377	1,421	19.7
17.	Larry Drew	77-80	117	557	—	287	1,401	12.0
18.	Willie Smith	75-76	58	549	—	289	1,387	23.9
19.	Al Eberhard	72-74	80	491	—	365	1,347	16.8
20.	Charles Henke	59-61	74	471	—	396	1,338	18.1
21.	Curtis Berry	78-81	112	497	—	334	1,328	11.9
22.	Nathan Buntin	87-90	132	534	1	239	1,308	9.9
23.	Ron Coleman	65-67	73	482	—	331	1,295	17.8
24.	Kim Anderson	74-77	92	527	—	235	1,289	14.0
25.	Lee Coward	87-90	125	462	146	203	1,273	10.2
26.	Laurence Bowers	09-13	128	513	31	191	1,248	9.8
27.	Leo Lyons	06-09	123	446	11	328	1,231	10.0
28.	Jim Kennedy	74-77	99	453	—	303	1,209	12.2
29.	Don Tomlinson	68-70	77	365	—	448	1,198	15.6
30.	Jason Sutherland	94-97	125	354	190	296	1,194	9.6
31.	Kevin Puryear	15-18	120	408	63	311	1,190	9.9
32.	Bob Reiter	52-55	86	432	—	324	1,188	13.8
33.	Jimmy McKinney	02-06	123	220	123	277	1,146	9.3
34.	Norm Stewart	54-56	63	409	—	294	1,112	17.7

MORE 3-POINT STATS

- Mizzou has made at least one 3-point field goal in 1,052 of 1,062 games since 1986-87, including a school record 371-consecutive games and 764 of its last 765 games. Mizzou's last game without a 3-pointer was at Kansas (0-for-10) on Feb. 4, 2008.
- Mizzou has shot above 38 percent from 3-point range as a team in a season just seven times in program history. The Tigers could do so in back-to-back seasons for the first time since 1994-95 and 1995-96.
- Only three of Mizzou's 12 wins this season have come when the Tigers made less than eight treys in a game.
- Mizzou has six players shooting above 32 percent from 3-point range individually this season.
- The Tigers have made more or just as many 3-pointers than their opponents 17 times in 24 games this season. They are 10-7 when that happens.

MORE TRENDS AND STORYLINES

- When Mizzou has committed fewer turnovers than its opponent this season, it is 9-1. In two games vs. Tennessee and Vanderbilt, Mizzou committed just 18 total turnovers (nine in each game), its lowest amount in back-to-back games this season and fewest since seven vs. Georgia in the 2018 SEC Tournament.
- Mizzou continues to be a stout defensive team under Coach Martin. The Tigers rank fifth in the SEC in scoring defense, limiting opponents to 68.9 points per game and second in 3-point field goal percentage defense (32.6%). When Mizzou holds teams under 70 points, it is 11-1. The Tigers held Texas A&M to its fewest points of the season (43) and No. 1 Tennessee to its second-lowest scoring output of its season (72).
- Coach Martin has reached 32 victories at Mizzou in 57 games. That surpassed the previous Tiger coaching regime's win total (27 wins in 95 total games).

#MIZZOUMADETIGERS IN THE PROS

- In June, Michael Porter Jr. was selected 14th overall by the Denver Nuggets, becoming the Tigers' first NBA First Round selection since DeMarre Carroll was taken 27th overall in 2009. Porter Jr. was Mizzou's highest NBA Draft pick since Keyon Dooling was selected 10th by the Orlando Magic in 2000.
- Cuonzo Martin has now coached eight NBA Draft selections in his last five years as a head coach, including three Lottery picks.
- Recent graduate Jordan Barnett went undrafted but was signed by the Milwaukee Bucks then traded to the Indiana Pacers, and is playing for their G League affiliate the Fort Wayne Mad Ants this season.
- Carroll, a 13-year NBA veteran is currently suiting up for the Brooklyn Nets. He, and former Mizzou guard Jordan Clarkson (Cavaliers) give Mizzou three players currently on NBA rosters. Clarkson is currently leading the Cavs in scoring with 16.7 points per contest.

RELEVANT RECORDS & STATS

SEC INDIVIDUAL 3-POINT FG PCT. (ALL GAMES)

Name	CI	G	3FG	FGA	%
1. Mark Smith - MO	So	18	49	104	.471
2. Isaiah Joe - AR	Fr	25	87	201	.433
3. Noah Locke - UF	Fr	25	67	165	.406
4. Bryce Brown - AU	Sr	25	85	210	.405
5. Lamar Peters - MS	Jr	25	65	166	.392
6. Jared Harper - AU	Jr	25	66	169	.391

SEC TEAM 3-POINT FG DEFENSE (ALL GAMES)

TEAM	G	3FG	FGA	%
1. Florida	25	165	526	.314
2. Missouri	24	175	537	.326
3. Vanderbilt	25	178	537	.330
4. Georgia	25	189	572	.330
5. Arkansas	25	202	609	.332
6. Tennessee	25	199	596	.334
7. Texas A&M	24	217	639	.340
8. Alabama	25	164	479	.342
9. Auburn	25	204	591	.345
10. LSU	25	194	562	.345

SEC INDIV. FIELD GOAL PCT. (SEC GAMES)

Name	FG-FGA	FG pct.
1. Daniel Gafford (Arkansas)	75-117	.664
2. Jeremiah Tilmon (Mizzou)	47-81	.580
3. Grant Williams (Tennessee)	70-123	.569
4. PJ Washington (Kentucky)	72-133	.541
5. Jordan Bowden (Tennessee)	56-105	.533

MIZZOU CAREER FIELD GOAL PERCENTAGE

Name	Years	FG pct.
1. Ricardo Ratliffe	2011-12	.635
2. Jeff Warren	1990-93	.614
3. Ricky Frazier	1980-82	.594
4. Jeremiah Tilmon	2017-19	.567
5. Gary Leonard	1986-89	.560
6. Curtis Berry	1978-81	.556
7. DeMarre Carroll	2008-09	.549
Mark Dressler	1979-83	.549
9. Greg Cavener	1982-85	.548
10. Laurence Bowers	2009-13	.543

MIZZOU ACTIVE CAREER POINTS LEADERS

Name	G	TOT	AVG
1. Kevin Puryear	120	1,190	9.9
2. Jordan Geist	89	808	9.1
3. Jeremiah Tilmon	56	520	9.3
4. Dru Smith^	50	451	9.0
5. Mark Smith*	49	396	8.1

^ Began his playing career at Evansville

* Began his playing career at Illinois



RECORD TRENDS

Home games _____ 8-5
 Leading at halftime _____ 7-1
 Trailing at halftime _____ 1-3
 Tied at halftime _____ 0-1

Road games _____ 1-6
 Leading at halftime _____ 1-1
 Trailing at halftime _____ 0-5
 Tied at halftime _____ 0-0

Neutral site _____ 3-1
 Leading at halftime _____ 3-0
 Trailing at halftime _____ 0-1
 Tied at halftime _____ 0-0

In games decided by 5 points or fewer _____ 3-1
 In games decided by 6-9 points _____ 1-2
 In games decided by 10-19 points _____ 6-7
 In games decided by 20+ points _____ 2-2

Mizzou scores 59 points or fewer _____ 1-3
 Mizzou scores 60-69 points _____ 5-6
 Mizzou scores 70-79 points _____ 5-2
 Mizzou scores 80-89 points _____ 1-1
 Mizzou scores 90 points or more _____ 0-0

Opponent scores 59 points or fewer _____ 5-0
 Opponent scores 60-69 points _____ 6-1
 Opponent scores 70-79 points _____ 1-6
 Opponent scores 80 points or more _____ 0-5

Mizzou outrebounds opponent _____ 10-6
 Opponent outrebounds Mizzou _____ 2-5
 Tied in rebounding _____ 0-1

Fewer turnovers than opponent _____ 9-1
 More turnovers than opponent _____ 3-11
 Tied in turnovers _____ 0-0

White jerseys _____ 8-6
 Black jerseys _____ 2-6
 Anthracite jerseys _____ 0-0
 Gold jerseys _____ 2-0

Specific Tiger high-scorer/co-high-scorer

When Mark Smith leads _____ 4-3
 When Kevin Puryear leads _____ 1-0
 When Jordan Geist leads _____ 5-3
 When Torrence Watson leads _____ 1-0
 When Jeremiah Tilmon leads _____ 3-1
 When Xavier Pinson leads _____ 0-1
 When Javon Pickett leads _____ 0-4

CONFERENCE CORNER

ALL-TIME RECORDS VS. SEC OPPONENTS

School	All-Time	vs. HCCM	Strk	School	All-Time	vs. HCCM	Strk
Alabama	3-10	3-4	L1	Ole Miss	2-11	2-5	L2
Arkansas	22-27	5-4	W1	Miss. St.	4-6	4-2	W1
Auburn	4-5	5-3	L2	S. Carolina	4-5	6-1	L1
Florida	2-6	3-4	L3	Tennessee	7-8	1-3	L2
Georgia	5-7	3-4	L1	Texas A&M	16-19	3-4	L1
Kentucky	1-11	2-5	L1	Vanderbilt	6-6	6-2	W3
LSU	2-7	3-2	L4				



2018-19 SEC STANDINGS

	Conference				Overall					
	W-L	Pct.	H	A	W-L	Pct.	H	A	N	Strk
LSU	11-1	.917	4-1	7-0	21-4	.840	12-1	7-1	2-2	W4
Tennessee	11-1	.917	6-0	5-1	23-2	.920	15-0	6-1	2-1	L1
Kentucky	10-2	.833	5-1	5-1	21-4	.840	14-1	6-1	1-2	W1
Ole Miss	8-4	.667	4-2	4-2	18-7	.720	10-3	5-3	3-1	W4
South Carolina	8-4	.667	5-1	3-3	13-12	.520	9-5	3-6	1-1	W1
Alabama	6-6	.500	4-2	2-4	15-10	.600	9-3	3-6	3-1	L2
Auburn	6-6	.500	4-2	2-4	17-8	.680	12-2	3-5	2-1	W1
Florida	6-6	.500	3-3	3-3	14-11	.560	8-4	3-5	3-2	W2
Mississippi St.	6-6	.500	3-3	3-3	18-7	.720	11-3	4-3	3-1	W2
Arkansas	5-7	.417	3-3	2-4	14-11	.560	10-5	3-5	1-1	L3
Missouri	3-9	.250	2-4	1-5	12-12	.500	8-5	1-6	3-1	L1
Texas A&M	3-9	.250	1-5	2-4	10-14	.417	7-7	3-5	0-2	L1
Georgia	1-11	.083	1-5	0-6	10-15	.400	8-6	1-7	1-2	L5
Vanderbilt	0-12	.000	0-7	0-5	9-16	.360	8-8	1-7	0-1	L13

MIZZOU'S ALL-TIME SEC PLAYER OF THE WEEK

2012-13

Dec. 24 Laurence Bowers
 Jan. 7 Phil Pressey
 March 4 Alex Oriakhi

2017-18

Feb. 5 Kassius Robertson
 Feb. 12 Kassius Robertson

2013-14

Nov. 18 Jordan Clarkson
 Dec. 9 Jordan Clarkson
 Dec. 30 Jordan Clarkson

2018-19

Dec. 24 Jeremiah Tilmon

ALL-TIME SEC FRESHMAN OF THE WEEK

2013-14

Nov. 11 Wes Clark

2017-18

March 5 Jontay Porter



2018-19 STARTING LINEUPS

GAME	F	F	G	G	G	Record
Central Arkansas (Nov. 6)	Tilmon	Puryear	Pickett	Smith, Ma.	Geist	1-0
Iowa State (Nov. 9)	Tilmon	Puryear	Pickett	Smith, Ma.	Geist	1-1
Kennesaw State (Nov. 16)	Tilmon	Puryear	Pickett	Smith, Ma.	Geist	2-1
Oregon State (Nov. 18)	Tilmon	Puryear	Pickett	Smith, Ma.	Geist	3-1
Kansas State (Nov. 19)	Tilmon	Puryear	Pickett	Smith, Ma.	Geist	3-2
Temple (Nov. 27)	Tilmon	Puryear	Pickett	Smith, Ma.	Geist	3-3
UCF (Dec. 2)	Tilmon	Puryear	Pickett	Smith, Ma.	Geist	4-3
UT Arlington (Dec. 4)	Tilmon	Puryear	Pickett	Smith, Ma.	Geist	5-3
Oral Roberts (Dec. 7)	Tilmon	Puryear	Pickett	Smith, Ma.	Geist	6-3
Xavier (Dec. 18)	Tilmon	Puryear	Pickett	Smith, Ma.	Geist	7-3
Illinois (Dec. 22)	Tilmon	Puryear	Pickett	Smith, Ma.	Geist	8-3
Morehead State (Dec. 29)	Tilmon	Puryear	Pickett	Smith, Ma.	Geist	9-3
Tennessee (Jan. 8)	Tilmon	Puryear	Pickett	Smith, Ma.	Geist	9-4
South Carolina (Jan. 12)	Tilmon	Puryear	Pickett	Smith, Ma.	Geist	9-5
Alabama (Jan. 16)	Tilmon	Puryear	Pickett	Smith, Ma.	Geist	9-6
Texas A&M (Jan. 19)	Tilmon	Puryear	Pickett	Smith, Ma.	Geist	10-6
Arkansas (Jan. 23)	Tilmon	Puryear	Pickett	Smith, Ma.	Geist	10-7
LSU (Jan. 26)	Tilmon	Puryear	Pickett	Watson	Geist	0-1
Auburn (Jan. 30)	Tilmon	Santos	Pickett	Pinson	Geist	0-1
Vanderbilt (Feb. 2)	Tilmon	Puryear	Pickett	Pinson	Geist	1-0
Tennessee (Feb. 5)	Tilmon	Puryear	Pickett	Pinson	Geist	1-1
Texas A&M (Feb. 9)	Nikko	Puryear	Pickett	Pinson	Geist	0-1
Arkansas (Feb. 12)	Tilmon	Puryear	Pickett	Watson	Geist	1-1
Ole Miss (Feb. 16)	Tilmon	Puryear	Pickett	Pinson	Geist	1-2

CAREER DOUBLE-DOUBLES

PLAYER / GAME	Double	Double	Career Total
Jontay Porter			
Emporia State (Nov. 20, 2017)	11 points	11 rebounds	1st
Georgia (Jan. 10, 2018)	15 points	10 rebounds	2nd
at Ole Miss (Feb. 6, 2018)	18 points	13 rebounds	3rd
Kevin Puryear			
Auburn (Jan. 9, 2016)	14 points	11 rebounds	1st
vs. Xavier (Nov. 16, 2016)	22 points	10 rebounds	2nd
Tennessee (Jan. 17, 2018)	12 points	10 rebounds	3rd
Jeremiah Tilmon			
Green Bay (Dec. 9, 2017)	12 points	11 rebounds	1st
Ole Miss (Feb. 20, 2018)	12 points	12 rebounds	2nd
Temple (Nov. 27, 2018)	14 points	10 rebounds	3rd
UT Arlington (Dec. 4, 2018)	10 points	12 rebounds	4th
Xavier (Dec. 18, 2018)	23 points	10 rebounds	5th
Illinois (Dec. 22, 2018)	16 points	12 rebounds	6th
Mark Smith			
Central Arkansas (Nov. 6, 2018)	19 points	10 rebounds	1st
Jordan Geist			
LSU (Jan. 26, 2019)	25 points	11 rebounds	1st

20+ POINTS IN 2018-19

Player	Date	Opp.	Pts.
Jordan Geist	11-18	Oregon St.	21
Jordan Geist	11-19	Kansas St.	24
Jeremiah Tilmon	12-18	Xavier	23
Jordan Geist	12-22	Illinois	20
Jordan Geist	12-29	Morehead St.	22
Mark Smith	12-29	Morehead St.	22
Javon Pickett	1-13	South Carolina	21
Mark Smith	1-23	Arkansas	23
Jordan Geist	1-26	LSU	25
Jeremiah Tilmon	2-12	Arkansas	21
Jordan Geist	2-16	Ole Miss	23

HOME SWEET HOME

Season	Home Record
2018-19	8-5
2017-18	13-3
2016-17	6-11
2015-16	10-7
2014-15	8-9
2013-14	*0-3
2012-13	17-0
2011-12	16-1
2010-11	17-1
2009-10	16-2
2008-09	18-0
2007-08	13-4
2006-07	15-4
2005-06	11-5
2004-05	14-5

All-Time: _____ 198-58 (.773) on-court record
 _____ 183-58 (.759) in 15 seasons*

* 2013-14 wins later vacated (record was 15-3)



#0 TORRENCE WATSON

HT 6-5 **WT** 200 **CL** Freshman **POS** Guard **MAJOR** Undecided **HOMETOWN** St. Louis, Mo. **HIGH SCHOOL** Whitfield School



GAME HIGHS	POINTS	2018-19 _____ 12, four times	3-PT FIELD GOALS MADE	2018-19 _____ 4, vs. Oral Roberts, 12-7-18	REBOUNDS	2018-19 _____ 6, at South Carolina, 1-13-19
		Career _____ Same		Career _____ Same		Career _____ Same
	MINUTES	2018-19 _____ 31, vs. Texas A&M, 2-9-19	3-PT FIELD GOALS ATTEMPTED	2018-19 _____ 9, vs. Texas A&M, 2-9-19	ASSISTS	2018-19 _____ 2, four-times
		Career _____ Same		Career _____ Same		Career _____ Same
	FIELD GOALS MADE	2018-19 _____ 5, twice	FREE THROWS MADE	2018-19 _____ 2, four times	BLOCKS	2018-19 _____ 1, three times
		Career _____ Same		Career _____ Same		Career _____ same
	FIELD GOALS ATTEMPTED	2018-19 _____ 13, vs. Texas A&M, 2-9-19	FREE THROWS ATTEMPTED	2018-19 _____ 2, eight times	STEALS	2018-19 _____ 1, five times
		Career _____ Same		Career _____ Same		Career _____ Same

SEASON	G-GS	MIN	MPG	FG-A	FG%	3FG-A	3FG%	FT-A	FT%	O	D	REB /AVG	PF	FO	AST /TO	BS /S	TP	AVG.
2018-19	24-3	491	20.5	42-125	.336	27-87	.310	13-21	.619	8	26	34 / 1.4	38	0	13 / 23	3 / 5	124	5.2
TOTAL	24-3	491	20.5	42-125	.336	27-87	.310	13-21	.619	8	26	34 / 1.4	38	0	13 / 23	3 / 5	124	5.2

2018-18 (FRESHMAN):

- Has scored in 16 of his last 17 games, averaging 7.5 points per game in the last six games.
- Started and matched his career-high with 12 points and added four rebounds and two assists vs. Texas A&M (Feb. 9).
- Matched career-high with 12 points on a career-best five field goals in 28 minutes vs. Vanderbilt (Feb. 2).
- Posted 10 points and four rebounds in a then season-high 29 minutes at Auburn (Jan. 30).
- Scored seven points with a career-high six rebounds in 25 minutes at South Carolina (Jan. 13).
- Made his first career start vs. LSU (Jan. 26).
- Went 4-for-4 from distance in Mizzou's win over Oral Roberts, tying his career-high with 12 points (Dec. 7).
- Finished with a career-high 12 points to lead all scorers in Mizzou's balanced win over UT Arlington (Dec. 4).
- Scored eight points in 23 minutes and added two assists at Iowa State (Nov. 9).

WHITFIELD SCHOOL:

- Set the all-time record for career points (2,755), points in a season (893) and average points per game at Whitfield School under Mike Potsou, a 1999 Mizzou graduate.
- Named the 2018 Missouri Gatorade Player of the Year after leading the Warriors to a 21-8 season and a trip to the Class 3 state quarterfinals.
- Rated as the third-best class of 2018 player in the state of Missouri by ESPN and the nation's 12th best shooting guard.
- Posted an area-best 31.2 points per game and averaged 6.7 rebounds and 2.8 assists per contest as a senior.
- Four-time Missouri Basketball Coaches Association all-state selection.
- Named the Class 3 Missouri Basketball Coaches Association Player of the Year.

PERSONAL:

- Son of Terrence and Kimberly Watson was born on Nov. 18, 1999, in St. Louis.
- Maintained a 3.06 GPA at Whitfield High.
- Chose Mizzou over offers from Butler, Creighton, Ohio State and Iowa State, among others.
- With a notable positive presence, was known as "Smiley" during his childhood.
- Volunteered time and was involved at Peoples Community Christian Church in St. Louis throughout his childhood.
- Served as an instructor at the Whitfield Summer Basketball Camp in addition to volunteering time with the No One Hungry Thanksgiving program.
- Played AAU with Jets Ramey United.

TORRENCE WATSON - 2018-19 GAME-BY-GAME

2018-19 SEASON

Opponent	Min	FG-A	3FG-A	FT-A	Reb	PF	A	TO	BLK	STL	Pts
vs Cent. Arkansas (11/06)	24	2-6	1-4	0-2	2	0	0	0	0	0	5
at Iowa State (11/09)	23	3-8	1-6	1-2	2	4	2	1	0	0	8
vs Kenn. State (11/16)	16	0-3	0-1	0-0	1	3	0	1	0	1	0
vs Oregon State (11/18)	15	1-7	1-5	0-0	1	2	0	0	0	0	3
vs Kansas State (11/19)	17	1-3	1-2	0-0	2	0	1	0	0	0	3
vs Temple (11/27)	14	1-2	1-1	0-0	1	0	0	2	0	0	3
vs UCF (12/02)	2	0-0	0-0	0-0	1	1	0	1	0	0	0
vs UT Arlington (12/04)	29	4-9	3-6	1-2	1	1	0	0	1	1	12
vs Oral Roberts (12/07)	22	4-5	4-4	0-0	1	2	0	0	0	0	12
vs Xavier (12/18)	21	1-3	1-3	0-0	2	1	0	1	1	0	3
vs Illinois (12/22)	16	1-4	1-4	0-0	1	0	0	1	0	0	3
vs More. State (12/29)	24	2-5	1-4	2-2	1	1	0	1	1	0	7
vs Tennessee (01/08)	26	0-2	0-1	1-2	1	2	1	1	0	0	1
at S. Carolina (01/13)	25	2-7	2-5	1-2	6	2	0	2	0	0	7
vs Alabama (01/16)	16	2-5	0-1	1-1	0	2	0	1	0	0	5
at Texas A&M (01/19)	23	1-6	1-4	2-2	1	3	2	1	0	1	5
at Arkansas (01/23)	8	0-0	0-0	2-2	0	2	0	2	0	0	2
vs LSU (01/26)*	17	0-2	0-1	0-0	0	0	0	0	0	0	0
at Auburn (01/30)	29	3-12	2-8	2-4	4	1	1	2	0	1	10
vs Vanderbilt (02/02)	28	5-8	2-5	0-0	0	3	2	0	0	1	12
at Tennessee (02/05)	20	1-7	1-7	0-0	0	0	1	1	0	0	3
vs Texas A&M (02/09)*	31	5-13	2-9	0-0	4	4	2	2	0	0	12
vs Arkansas (02/12)*	26	2-5	1-4	0-0	2	2	1	2	0	0	5
at Mississippi (02/16)	19	1-3	1-2	0-0	0	2	0	1	0	0	3
vs Kentucky (02/19)											
at Florida (02/23)											
at Miss. State (02/26)											
vs S. Carolina (03/02)											
at Georgia (03/06)											
vs Mississippi (03/09)											

PRODUCTIVITY & STREAKS

ACHIEVEMENT	18-19	CAREER
Scored 10+ points	5	5
Scored 15+ points		
Scored 20+ points		
Hit 2+ 3-pointers	5	5
Grabbed 3+ reb.	3	3
Grabbed 5+ reb.		
Dished 3+ assists		
Dished 5+ assists		
Multiple steals		
Played 20+ minutes	11	11
Played 30+ minutes		

CAREER STREAK	GAMES	FROM WHEN TO...
Scored 10+ points	2	1-30-19 to 2-2-19
Hit 1+ 3-pointer	5	1-30-19 to pres.
Grabbed 4+ rebounds	1	
Played 20+ minutes	5	1-30-19 to 2-12-19
Played 30+ minutes	1	



#1 XAVIER PINSON

HT 6-2 **WT** 170 **CL** Freshman **POS** Guard **MAJOR** Undecided **HOMETOWN** Chicago, Ill. **HIGH SCHOOL** Simeon Academy



GAME HIGHS	POINTS	2018-19 _____ 14, vs. Tennessee, 1-8-19	3-PT FIELD GOALS MADE	2018-19 _____ 3, Oral Roberts, 12-7-18	REBOUNDS	2018-19 _____ 9, twice
		Career _____ Same	Career _____ Same	Career _____ Same	Career _____ Same	
	MINUTES	2018-19 _____ 32, at Tennessee, 2-5-19	3-PT FIELD GOALS ATTEMPTED	2018-19 _____ 5, Oral Roberts, 12-7-18	ASSISTS	2018-19 _____ 6, vs. Texas A&M, 2-9-19
		Career _____ Same	Career _____ Same	Career _____ Same	Career _____ Same	
	FIELD GOALS MADE	2018-19 _____ 4, three times	FREE THROWS MADE	2018-19 _____ 7, vs. Tennessee, 1-8-19	BLOCKS	2018-19 _____ N/A
		Career _____ Same	Career _____ Same	Career _____ Same	Career _____ N/A	
	FIELD GOALS ATTEMPTED	2018-19 _____ 9, three times	FREE THROWS ATTEMPTED	2018-19 _____ 8, vs. Tennessee, 1-8-19	STEALS	2018-19 _____ 3, vs. Texas A&M, 2-9-19
		Career _____ Same	Career _____ Same	Career _____ Same	Career _____ Same	

SEASON	G-GS	MIN	MPG	FG-A	FG%	3FG-A	3FG%	FT-A	FT%	O	D	REB / AVG	PF	FO	AST / TO	BS / S	TP	AVG.
2018-19	23-4	417	18.1	45-107	.421	20-49	.408	40-53	.755	19	45	64 / 2.8	42	1	49 / 49	0 / 14	150	6.5
TOTAL	23-4	417	18.1	45-107	.421	20-49	.408	40-53	.755	19	45	64 / 2.8	42	1	49 / 49	0 / 14	150	6.5

2018-19 (FRESHMAN):

- Notched 11 points and corralled a career-high nine rebounds for the second straight game at Ole Miss (Feb. 16).
- Scored 11 points and grabbed a team-high nine rebounds in 30 strong minutes vs. Arkansas (Feb. 12).
- Set career-highs for assists (six) and steals (three), and chipped in five points vs. Texas A&M (Feb. 9).
- Scored 10 points and grabbed eight rebounds in a career-best 32 minutes at No. 1 Tennessee (Feb. 5).
- In his first career start, notched 11 points and four assists and matched his career-high in minutes played with 27 at Auburn (Jan. 30).
- Scored a career-high 14 points, converting 7-of-8 at the charity stripe, in 20 minutes vs. No. 3 Tennessee (Jan. 8).
- Had two highlight reel dimes and seven crucial points in the Braggin' Rights win over Illinois (Dec. 22).
- Dished five assists, grabbed six rebounds and collected two steals in 16 strong minutes vs. Xavier (Dec. 18).
- Hit three treys en route to 11 points and tallied four assists in 11 efficient minutes vs. Oral Roberts (Dec. 7).
- Had a career night vs. No. 12 Kansas State (Nov. 19), scoring 12 points on a career-high four field goals and two 3-pointers.

SIMEON ACADEMY:

- Consensus three-star recruit rated the nation's No. 34 point guard by Rivals.com.
- Helped Simeon Academy to a Top-5 ranking in the USA Today Super 25 Computer National rankings and Illinois Class 4A Sectional Championship.
- Averaged 11.9 points and 3.8 assists while shooting 58.5 percent from the field at Simeon.
- Guided Simeon to a 29-4 record and won the Public League Championship.
- Senior season was highlighted by an 18-point, seven-assist performance in a victory over Longwood.
- Scored 31 points in Chicago's annual City + Suburban All-Star Game.
- 2018 Chicago Sun-Times All-City honorable mention.

PERSONAL:

- Son of Jacqueline and Lamont Pinson.
- Born June 23, 2000, in Chicago.

XAVIER PINSON - 2018-19 GAME-BY-GAME

2018-19 SEASON*

Opponent	Min	FG-A	3FG-A	FT-A	Reb	PF	A	TO	BLK	STL	Pts
vs Cent. Arkansas (11/06)	15	1-5	0-1	0-0	1	1	4	2	0	1	2
at Iowa State (11/09)	16	1-4	1-4	1-2	4	2	2	4	0	0	4
vs Kenn. State (11/16)	5	0-0	0-0	1-2	1	2	0	2	0	0	1
vs Oregon State (11/18)	27	1-5	0-3	3-4	2	3	3	1	0	1	5
vs Kansas State (11/19)	23	4-6	2-2	2-2	1	3	1	1	0	0	12
vs Temple (11/27)	14	0-0	0-0	0-0	0	0	2	4	0	0	0
vs UCF (12/02)	6	2-3	2-3	0-0	4	3	0	0	0	0	6
vs UT Arlington (12/04)	7	3-5	0-1	1-4	1	0	2	1	0	1	7
vs Oral Roberts (12/07)	25	3-7	3-5	2-2	1	0	4	0	0	0	11
vs Xavier (12/18)	16	1-4	0-1	0-0	6	2	5	4	0	2	2
vs Illinois (12/22)	10	2-5	1-2	2-2	1	3	2	2	0	2	7
vs More. State (12/29)	14	1-4	0-3	1-1	1	4	3	1	0	0	3
vs Tennessee (01/08)	20	3-7	1-2	7-8	2	1	0	0	0	0	14
at S. Carolina (01/13)	5	0-0	0-0	0-0	1	0	1	2	0	0	0
vs Alabama (01/16)	10	1-1	1-1	0-0	0	1	1	2	0	0	3
at Texas A&M (01/19)				DNP - COACHES DECISION							
at Arkansas (01/23)	21	2-4	1-2	3-4	2	1	2	4	0	0	8
vs LSU (01/26)	14	2-4	1-3	3-3	3	5	0	3	0	2	8
at Auburn (01/30)*	27	3-8	2-4	3-5	1	3	4	6	0	1	11
vs Vanderbilt (02/02)*	17	2-3	1-2	4-6	3	2	2	0	0	0	9
at Tennessee (02/05)*	32	4-9	2-4	0-0	8	2	0	1	0	0	10
vs Texas A&M (02/09)	28	2-9	0-3	1-2	3	0	6	1	0	3	5
vs Arkansas (02/12)	30	4-9	1-2	2-2	9	3	3	3	0	1	11
at Mississippi (02/16)*	24	3-5	1-2	4-4	9	1	2	5	0	0	11
vs Kentucky (02/19)											
at Florida (02/23)											
at Miss. State (02/26)											
vs S. Carolina (03/02)											
at Georgia (03/06)											

PRODUCTIVITY & STREAKS

ACHIEVEMENT	18-19	CAREER
Scored 10+ points	7	7
Scored 15+ points		
Scored 20+ points		
Hit 2+ 3-pointers	5	5
Grabbed 3+ reb.	9	9
Grabbed 5+ reb.	4	4
Dished 3+ assists	7	7
Dished 5+ assists	2	2
Multiple steals	4	4
Played 20+ minutes	10	10
Played 30+ minutes	2	2

CAREER STREAK	GAMES	FROM WHEN TO...
Scored 10+ points	2	2-12-19 to present
Hit 1+ 3-pointer	4	1-16-19 to 2-5-19
Grabbed 4+ rebounds	2	2-12-19 to present
Played 20+ minutes	4	2-5-19 to present
Played 30+ minutes	1	



#2 K.J. SANTOS

HT 6-8	WT 220	CL Sophomore	POS Guard	MAJOR Undecided	HOMETOWN Geneva, Ill.	HIGH SCHOOL Sunrise Christian Acad.	PREV. SCHOOL UIC
------------------	------------------	------------------------	---------------------	---------------------------	---------------------------------	-----------------------------------------------	----------------------------



GAME HIGHS	POINTS	2018-19 _____ 7, vs. Tennessee, 1-8-19 Career _____ 19, at Milwaukee, 2-4-17	3-PT FIELD GOALS MADE	2018-19 _____ 1, vs. Tennessee, 1-8-19 Career _____ 5, at Milwaukee, 2-4-17	REBOUNDS	2018-19 _____ 4, twice Career _____ 10, at Oakland, 2-19-17
	MINUTES	2018-10 _____ 26, vs. Tennessee, 1-8-19 Career _____ 36, vs Youngstown State, 1-14-17	3-PT FIELD GOALS ATTEMPTED	2018-19 _____ 3, vs. Tennessee, 1-8-19 Career _____ 6, three times	ASSISTS	2018-19 _____ 1, three times Career _____ 5, at Oakland, 2-19-17
	FIELD GOALS MADE	2018-19 _____ 3, vs. Tennessee, 1-8-19 Career _____ 7, at Milwaukee, 2-4-17	FREE THROWS MADE	2018-19 _____ 1, vs. Arkansas, 2-9-19 Career _____ 6, at Valparaiso, 1-22-17	BLOCKS	2018-19 _____ N/A Career _____ 2, vs Youngstown State, 2-9-17
	FIELD GOALS ATTEMPTED	2018-19 _____ 7, vs. Tennessee, 1-8-19 Career _____ 14, at Green Bay, 2-2-17	FREE THROWS ATTEMPTED	2018-19 _____ 2, twice Career _____ 6, at Valparaiso, 1-22-17	STEALS	2018-19 _____ 1, twice Career _____ 2, at Youngstown State, 1-14-17

SEASON	G-GS	MIN	MPG	FG-A	FG%	3FG-A	3FG%	FT-A	FT%	O	D	REB / AVG	PF	FO	AST / TO	BS / S	TP	AVG.
2016-17	35-30	858	24.5	87-224	.388	37-101	.366	39-60	.650	42	104	146 / 4.2	98	5	41 / 64	9 / 13	250	7.1
2018-19	15-1	195	13.0	9-29	.310	1-5	.200	1-5	.200	5	22	27 / 1.8	26	0	3 / 14	0 / 2	20	1.3
TOTAL	50-31	1053	21.1	96-253	.379	38-106	.358	40-65	.615	47	126	173 / 3.5	124	5	44 / 78	9 / 15	270	5.4

K.J. SANTOS - 2018-19 GAME-BY-GAME

2018-19 (SOPHOMORE)

- Scored a season-high seven points in a season-best 26 minutes vs. No. 3 Tennessee (Jan. 8).
- Played 20 minutes and scored his first bucket as a Tiger while grabbing four boards vs. Morehead St. (Dec. 29).
- Appeared in his first game in a Mizzou uniform vs. Oral Roberts (Dec. 7), playing 11 minutes while collecting one rebound and one steal.

2016-17 (FRESHMAN, ILLINOIS-CHICAGO)

- Appeared in 35 games and made 30 starts.
- Averaged 7.1 points and 4.2 rebounds in 24.5 minutes per game.
- Scored in double figures eight times, highlighted by a career-best 19 points at Milwaukee.
- Shot 36.6 percent from 3-point range and 39 percent from the field.

HIGH SCHOOL:

- Prepped at Sunrise Christian Academy in Wichita, Kan.
- Chose Mizzou over offers from Georgia Tech, Iowa, Oklahoma, West Virginia, Wichita State and Xavier, among others.

PERSONAL:

- Played on the U17 Puerto Rico National Team.
- Participated in the NBA/FIBA Basketball Without Borders Camp.
- Son of Joe and Lori Santos.
- Born June 19, 1997.

2018-19 SEASON*

Opponent	Min	FG-A	3FG-A	FT-A	Reb	PF	A	TO	BLK	STL	Pts
vs Cent. Arkansas (11/06)		DNP - INJURY									
at Iowa State (11/09)		DNP - INJURY									
vs Kenn. State (11/16)		DNP - INJURY									
vs. Oregon State (11/18)		DNP - INJURY									
vs Kansas State (11/19)		DNP - INJURY									
vs Temple (11/27)		DNP - INJURY									
vs UCF (12/02)		DNP - INJURY									
vs UT Arlington (12/04)		DNP - INJURY									
vs Oral Roberts (12/07)	11	0-1	0-0	0-0	1	0	0	2	0	1	0
vs Xavier (12/18)		DNP - INJURY									
vs Illinois (12/22)	1	0-0	0-0	0-0	0	0	0	0	0	0	0
vs More. State (12/29)	20	1-2	0-1	0-0	4	3	0	2	0	1	2
vs Tennessee (01/08)	26	3-7	1-3	0-0	3	1	1	1	0	0	7
at S. Carolina (01/13)	20	1-3	0-1	0-0	2	3	1	1	0	0	2
vs Alabama (01/16)	12	1-2	0-0	0-2	3	1	0	0	0	0	2
at Texas A&M (01/19)	14	0-1	0-0	0-0	2	3	0	2	0	0	0
at Arkansas (01/23)	20	0-1	0-0	0-1	4	2	0	1	0	0	0
vs LSU (01/26)	18	2-3	0-0	0-3	3	3	0	1	0	0	4
at Auburn (01/30)	6	0-1	0-0	0-0	1	1	0	0	0	0	0
vs Vanderbilt (02/02)	4	0-1	0-0	0-0	0	0	0	0	0	0	0
at Tennessee (02/05)	7	1-4	0-0	0-0	0	0	0	0	0	0	2
vs Texas A&M (02/09)	9	0-1	0-0	0-0	0	2	0	0	0	0	0
vs Arkansas (02/12)	7	0-1	0-0	0-0	1	3	0	0	0	0	1
at Mississippi (02/16)	20	0-1	0-0	0-0	3	4	1	4	0	0	0
vs Kentucky (02/19)											
at Florida (02/23)											
at Miss. State (02/26)											
vs S. Carolina (03/02)											
at Georgia (03/06)											
vs Mississippi (03/09)											

PRODUCTIVITY & STREAKS

ACHIEVEMENT	16-17	18-19	CAREER
Scored 10+ points	8		8
Hit 2+ 3-pointers	4		4
Grabbed 3+ reb.	27	6	33
Grabbed 5+ reb.	15		15
Dished 3+ assists	4		4
Dished 5+ assists	1		1
Multiple steals	1		1
Played 20+ minutes	29	5	34
Played 30+ minutes	10		10

CAREER STREAK	GAMES	FROM WHEN TO...
Scored 10+ points	3	2-2-17 to 2-9-17
Hit 1+ 3-pointer	11	2-2-17 to 3-16-17
Grabbed 4+ rebounds	6	2-17-17 to 3-5-17
Played 20+ minutes	22	12-30-16 to 3-22-17
Played 30+ minutes	4	1-27-17 to 2-4-17

#3 RONNIE SUGGS

HT 6-6 **WT** 190 **CL** R Junior **POS** Guard **MAJOR** Communication **HOMETOWN** Washington, Mo. **HIGH SCHOOL** Vermont Academy **PREV. SCHOOL** Bradley



GAME HIGHS	POINTS	2018-19 9, vs. LSU, 1-26-19 Career 17, at Arizona, 11-16-15	3-PT FIELD GOALS MADE	2018-19 1, four times Career 4, at Indiana State, 2-27-16	REBOUNDS	2018-19 4, vs LSU, 1-26-19 Career 10, vs. Loyola, 3-3-16
	MINUTES	2018-19 29, vs. LSU, 1-26-19 Career 40, Northern Iowa, 1-27-16	3-PT FIELD GOALS ATTEMPTED	2018-19 5, vs. LSU, 1-26-19 Career 8, at Indiana St., 2-27-16	ASSISTS	2018-19 2, at Texas A&M, 1-19-19 Career 4, Twice
	FIELD GOALS MADE	2018-19 2, vs. Arkansas, 2-12-19 Career 6, Twice	FREE THROWS MADE	2018-19 6, vs. LSU, 1-26-19 Career 7, Illinois State, 1-20-16	BLOCKS	N/A Career 2, North Dakota, 12-5-15
	FIELD GOALS ATTEMPTED	2018-19 6, vs. LSU, 1-26-18 Career 14, Twice	FREE THROWS ATTEMPTED	2018-19 9, vs. LSU, 1-26-19 Career Same	STEALS	2018-19 1, twice Career 3, UNI, 1-27-16

SEASON	G-GS	MIN	MPG	FG-A	FG%	3FG-A	3FG%	FT-A	FT%	REB / AVG.	AST / TO	BS / S	TP	AVG.
2015-16*	32-19	965	30.2	91-271	.336	30-115	.261	61-87	.701	129 / 4.0	42 / 57	6 / 20	273	8.5
2016-17*	16-1	115	7.2	10-32	.313	1-15	.067	9-16	.563	28 / 1.8	5 / 5	1 / 4	30	1.9
2017-18	SAT OUT DUE TO NCAA TRANSFER RULE													
2018-19	19-0	157	8.3	6-26	.231	3-13	.231	12-19	.632	5 / 1.0	20 / 9	0 / 2	27	1.4
TOTAL	67-20	1237	18.5	107-329	.325	34-143	.238	82-122	.672	176 / 2.6	52 / 71	7 / 26	330	4.9

2018-19 (REDSHIRT JUNIOR):

- Played six crucial minutes vs. Arkansas (Feb. 12), scoring five points and helping secure the game-winning stop defensively.
- Scored a season-high nine points vs. LSU (Jan. 26) in a season-best 29 minutes.
- Hit first career three and scored five points in 12 minutes at Arkansas (Jan. 23).
- Played a season-high 18 points with a season-best three rebounds and two assists at Texas A&M (Jan. 19).
- Scored two points vs. Oral Roberts (Dec. 7).
- Appeared in his first Mizzou game at Iowa State (Nov. 9).

2017-18 (REDSHIRT SOPHOMORE):

- Sat out the 2017-18 season at Mizzou due to NCAA transfer rules after joining the program from Bradley as a walk-on.

AT BRADLEY

2016-17 (SOPHOMORE):

- Played in 16 games as a sophomore with one start and averaged 1.9 points and 1.8 rebounds per game while shooting 31.3 percent from the field.
- Scored a season-best seven points against Delaware (Nov. 13) and Nevada (Dec. 3).

2015-16 (FRESHMAN):

- One of three players to appear in all 32 games, starting 19 (including 15 of the final 16 contests).
- Ranked third on the team with 8.5 points per game, making 33.7 percent of his field goals.
- Scored a career-best 17 points at No. 10 Arizona (Nov. 16).

VERMONT ACADEMY:

- Spent one season post-high school at Vermont Academy.
- Averaged 18.0 points, 8.0 rebounds and 3.0 steals per game during the 2014-15 season.

WASHINGTON HIGH SCHOOL:

- Led Washington (Mo.) High School to consecutive district championships as a junior (2012-13) and senior (2013-14).
- Averaged 16.8 points and 4.1 rebounds per game to earn all-state selection in Class 5 in 2012-13.
- Repeated as an all-state selection as a senior in 2013-14 and was one of 10 finalists for Missouri Player of the Year after averaging 23.0 points and 8.0 rebounds per game.

PERSONAL:

- Son of Ron and Cassandra Suggs and was born Feb. 12, 1996.
- Has three brothers: Scott, Skyler and Cason.

RONNIE SUGGS - 2018-19 GAME-BY-GAME

2018-19 SEASON*

Opponent	Min	FG-A	3FG-A	FT-A	Reb	PF	A	TO	BLK	STL	Pts	
vs Cent. Arkansas (11/06)		DNP - COACHES DECISION										
at Iowa State (11/09)	6	0-0	0-0	0-0	1	0	0	0	0	0	0	
vs Kenn. State (11/16)	11	0-2	0-2	1-2	0	2	1	0	0	1	1	
vs Oregon State (11/18)	9	0-0	0-0	0-0	0	0	0	0	0	0	0	
vs Kansas State (11/19)	8	0-1	0-0	0-0	1	1	0	0	0	0	0	
vs Temple (11/27)	3	0-0	0-0	0-0	1	0	0	0	0	0	0	
vs UCF (12/02)	8	0-4	0-2	0-0	0	1	0	0	0	0	0	
vs UT Arlington (12/04)		DNP - COACHES DECISION										
vs Oral Roberts (12/07)	2	0-0	0-0	2-4	0	0	0	0	0	0	2	
vs Xavier (12/18)		DNP - COACHES DECISION										
vs Illinois (12/22)		DNP - COACHES DECISION										
vs More. State (12/29)		DNP - COACHES DECISION										
vs Tennessee (01/08)	1	0-0	0-0	0-0	0	0	0	0	0	0	0	
at S. Carolina (01/13)	1	0-0	0-0	0-0	1	1	0	0	0	0	0	
vs Alabama (01/16)	3	0-0	0-0	0-0	0	0	0	0	0	0	0	
at Texas A&M (01/19)	18	0-3	0-1	0-1	3	4	2	0	0	0	0	
at Arkansas (01/23)	12	1-3	1-2	2-2	1	2	0	2	0	0	5	
vs LSU (01/26)	29	1-6	1-5	6-9	4	5	1	2	0	0	9	
at Auburn (01/30)	13	0-2	0-0	0-0	2	1	1	1	0	0	0	
vs Vanderbilt (02/02)	9	1-1	0-0	1-1	1	1	0	0	0	0	3	
at Tennessee (02/05)	5	0-0	0-0	0-0	1	0	0	1	0	0	2	
vs Texas A&M (02/09)	7	0-1	0-0	0-0	0	0	0	1	0	1	0	
vs Arkansas (02/12)	6	2-2	1-1	0-0	1	1	0	0	0	0	5	
at Mississippi (02/16)	6	1-1	0-0	0-0	2	1	0	0	0	0	2	
vs Kentucky (02/19)												
at Florida (02/23)												
at Miss. state (02/26)												
vs S. Carolina (03/02)												
at Georgia (03/06)												
vs Mississippi (03/09)												

PRODUCTIVITY & STREAKS

ACHIEVEMENT	18-19	CAREER
Scored 10+ points		
Scored 15+ points		
Scored 20+ points		
Hit 2+ 3-pointers		
Grabbed 3+ reb.	2	2
Grabbed 5+ reb.		
Dished 3+ assists		
Dished 5+ assists		
Multiple steals		
Played 20+ minutes	1	1
Played 30+ minutes		

CAREER STREAK	GAMES	FROM WHEN TO...
Scored 10+ points		
Hit 1+ 3-pointer	2	1-23-19 to 1-26-19
Grabbed 4+ rebounds		
Played 20+ minutes		
Played 30+ minutes		



#4 JAVON PICKETT

HT 6-4 **WT** 207 **CL** Freshman **POS** Guard **MAJOR** Undecided **HOMETOWN** Belleville, Ill. **HIGH SCHOOL** Belleville East HS



GAME HIGHS	POINTS	2018-19 21, vs. South Carolina, 1-13-19 Career Same	3-PT FIELD GOALS MADE	2018-19 3, twice Career Same	REBOUNDS	2018-19 5, twice Career Same
	MINUTES	2018-19 39, vs. UCF, 12-2-18 Career Same	3-PT FIELD GOALS ATTEMPTED	2018-19 7, twice Career Same	ASSISTS	2018-19 3, five times Career Same
	FIELD GOALS MADE	2018-19 7, Twice Career Same	FREE THROWS MADE	2018-19 4, vs. South Carolina, 1-13-19 Career Same	BLOCKS	2018-19 2, Oral Roberts, 12-7-18 Career Same
	FIELD GOALS ATTEMPTED	2018-19 18, at Tennessee, 2-5-19 Career Same	FREE THROWS ATTEMPTED	2018-19 5, vs. Vanderbilt, 2-2-19 Career Same	STEALS	2018-19 2, Twice Career Same

SEASON	G-GS	MIN	MPG	FG-A	FG%	3FG-A	3FG%	FT-A	FT%	O	D	REB /AVG	PF	FO	AST /TO	BS /S	TP	AVG.
2018-19	24-24	614	25.6	78-196	.398	28-82	.341	16-31	.516	25	43	68 / 2.8	57	1	35 / 37	3 / 16	200	8.3
TOTAL	24-24	614	25.6	78-196	.398	28-82	.341	16-31	.516	25	43	68 / 2.8	57	1	35 / 37	3 / 16	200	8.3

JAVON PICKETT - 2018-19 GAME-BY-GAME

2018-19 (FRESHMAN):

- Has started all 24 games during his rookie season.
- Reached double figures for the third consecutive game with a team-high 15 points (6-of-10 FGs) vs. Texas A&M (Feb. 9).
- Tallied 12 points at No. 1 Tennessee (Feb. 5).
- Scored 12 points and matched his season-best with five rebounds in 30 minutes vs. Vanderbilt (Feb. 2).
- Totaled 13 points in 36 minutes on the floor while battling through a back injury vs. LSU (Jan. 26).
- Played 37 minutes and contributed 13 points vs. Alabama (Jan. 16), reaching double figures for the fifth time in nine games.
- Scored a career-high 21 points on 7-of-11 shooting from the field and 4-of-4 shooting from the free throw line at South Carolina (Jan. 13).
- Was electric vs. Illinois, shooting a near perfect 7-of-8 from the field to finish with a then-career-high 16 points (Dec. 22).
- Notched 10 points vs. UT Arlington (Dec. 4), reaching double figures for the second consecutive game for the first time in his career.
- Played a career-high 39 minutes in an overtime win over UCF (Dec. 2) and contributed a then-career-high 13 points, three assists and two steals.
- Scored eight points in 32 minutes, adding three rebounds vs. Temple (Nov. 27).
- Drained two 3-pointers and finished with seven points in 25 minutes vs. Central Arkansas (Nov. 6) in his first career game.

2018-19 SEASON*

Opponent	Min	FG-A	3FG-A	FT-A	Reb	PF	A	TO	BLK	STL	Pts
vs Cent. Arkansas (11/06)*	25	2-5	2-3	1-2	4	1	1	2	0	1	7
at Iowa State (11/09)*	18	1-3	1-3	2-2	1	2	0	4	0	0	5
vs Kenn. State (11/16)*	23	1-4	1-3	0-2	4	2	3	1	0	1	4
vs Oregon State (11/18)*	20	2-8	0-1	1-2	2	1	1	0	0	1	5
vs Kansas State (11/19)*	18	2-4	0-0	0-1	4	2	1	1	0	0	4
vs Temple (11/27)*	32	3-5	1-2	1-2	3	3	2	1	0	1	8
vs UCF (12/02)*	39	6-15	1-5	0-1	4	2	3	2	0	2	13
vs UT Arlington (12/04)*	26	4-9	2-6	0-0	5	0	2	2	1	1	10
vs Oral Roberts (12/07)*	19	1-5	1-3	0-0	3	1	1	0	2	1	3
vs Xavier (12/18)*	20	3-9	2-6	0-0	0	3	0	0	0	0	8
vs Illinois (12/22)*	29	7-8	2-2	0-0	4	3	1	2	0	0	16
vs More. State (12/29)*	18	1-7	0-2	1-3	3	4	3	2	0	0	3
vs Tennessee (01/08)*	22	3-8	1-3	0-2	3	3	0	2	0	1	7
at S. Carolina (01/13)*	32	7-11	3-4	4-4	2	3	2	0	0	2	21
vs Alabama (01/16)*	37	6-15	1-3	0-0	2	4	1	1	0	1	13
at Texas A&M (01/19)*	20	3-7	0-2	1-2	2	3	1	1	0	1	7
at Arkansas (01/23)*	10	0-1	0-1	0-0	0	1	0	2	0	0	0
vs LSU (01/26)*	36	5-12	1-7	2-2	3	3	2	1	0	1	13
at Auburn (01/30)*	24	2-5	0-2	0-0	4	5	1	3	0	0	4
vs Vanderbilt (02/02)*	30	4-11	1-3	3-5	5	0	0	1	0	0	12
at Tennessee (02/05)*	32	5-18	2-7	0-0	3	4	2	2	0	0	12
vs Texas A&M (02/09)*	30	6-10	3-6	0-0	2	3	2	3	0	1	15
vs Arkansas (02/12)*	29	1-9	1-6	0-0	1	3	3	2	0	0	3
at Mississippi (02/16)*	31	3-7	2-2	0-1	4	1	3	2	0	1	8
vs Kentucky (02/19)											
at Florida (02/23)											
at Miss. State (02/26)											
vs S. Carolina (03/02)											
at Georgia (03/06)											
vs Mississippi (03/09)											

BELLEVILLE EAST HIGH SCHOOL:

- Averaged 25.3 points, 6.5 rebounds, 3.4 assists and 2.6 steals per game during his senior season at Belleville East High School in Belleville, Ill.
- Had 10 30-plus point games during the 2016-17 season and scored in double figures in 28 of 29 contests.
- Grabbed 10 or more boards in five games during his senior campaign.
- 2017 third-team All-State selection by the Chicago Tribune.
- Earned 2017 St. Louis Post-Dispatch All-Metro recognition.
- Slotted as the ninth-best 2017 Illinois basketball recruit by 247 Sports.
- Scored 24 points per game while averaging six rebounds, two assists and two steals on his way to St. Louis Post-Dispatch All-Metro honors as a junior.
- Averaged 14 points, six rebounds and two assists during his sophomore year.

PRODUCTIVITY & STREAKS

ACHIEVEMENT	18-19	CAREER
Scored 10+ points	9	9
Scored 15+ points	3	3
Scored 20+ points	2	2
Hit 2+ 3-pointers	8	8
Grabbed 3+ reb.	14	14
Grabbed 5+ reb.	1	1
Dished 3+ assists	5	5
Dished 5+ assists		
Multiple steals	2	2
Played 20+ minutes	18	18
Played 30+ minutes	8	8

CAREER STREAK	GAMES	FROM WHEN TO...
Scored 10+ points	3	2-2-19 to 2-9-19
Hit 1+ 3-pointer	6	11-27-18 to 12-22-18
Grabbed 4+ rebounds	2	1-30-19 to 2-2-19
Played 20+ minutes	7	1-26-19 to present
Played 30+ minutes	3	2-2-19 to 2-9-19

PERSONAL:

- Son of Jeffery and Chrissie Pickett.
- Played AAU ball with Jets Ramey United.

#5 MITCHELL SMITH

HT 6-10 **WT** 215 **CL** RS **POS** Sophomore Forward **MAJOR** Sport Management **HOMETOWN** Van Buren, Ark. **HIGH SCHOOL** Van Buren HS



GAME HIGHS	POINTS	2018-19 _____ 9 vs. UCF, 12-2-18	3-PT FIELD GOALS MADE	2018-19 _____ 2, vs. UCF, 12-2-18	REBOUNDS	2018-19 _____ 7 vs. UCF, 12-2-18
		Career _____ Same		Career _____ Same		Career _____ Same
	MINUTES	2018-19 _____ 26, vs. UT Arlington, 12-4-18	3-PT FIELD GOALS ATTEMPTED	2018-19 _____ 3, at Tennessee, 2-5-19	ASSISTS	2018-19 _____ 1, six times
		Career _____ Same		Career _____ Same		Career _____ 1, eight times
	FIELD GOALS MADE	2018-19 _____ 3, twice	FREE THROWS MADE	2018-19 _____ 3, vs. Temple, 11-27-18	BLOCKS	2018-19 _____ 1, five times
		Career _____ 3, three times		Career _____ Same		Career _____ 1, nine times
	FIELD GOALS ATTEMPTED	2018-19 _____ 8, vs. UCF, 12-2-18	FREE THROWS ATTEMPTED	2018-19 _____ 4, twice	STEALS	2018-19 _____ 1, five times
		Career _____ Same		Career _____ Same		Career _____ 1, eight times

SEASON	G-GS	MIN	MPG	FG-A	FG%	3FG-A	3FG%	FT-A	FT%	O D	REB /AVG	PF	FO	AST /TO	BS /S	TP	AVG.
2016-17	11-0	83	7.5	10-17	.588	0-0	.000	6-14	.429	3 16	19 / 1.7	16	0	2 / 7	4 / 3	26	2.4
2017-18																	
2018-19	23-0	270	11.7	19-45	.422	7-18	.389	12-16	.750	15 38	53 / 2.4	31	1	6 / 19	5 / 6	57	2.6
TOTAL	34-0	353	10.4	29-62	.468	7-18	.389	18-30	.600	18 54	72 / 2.2	47	1	8 / 26	9 / 9	83	2.5

2018-19 (RS SOPHOMORE):

- Posted four points and five rebounds at Tennessee (Feb. 5).
- Played 20 minutes & chipped in five points vs. Vandy (Feb. 2).
- Finished with a career-high nine points and a career-best seven rebounds in 23 solid minutes vs. UCF (Dec. 2).
- Tossed in his first career 3-pointer and finished with six points and four rebounds in 17 minutes vs. Temple (Nov. 27).
- Scored six points and played 22 minutes vs. Central Arkansas (Nov. 6) in his first game since Jan. 4, 2017.
- Followed with six points in 16 minutes at Iowa State (Nov. 9), making all three of his field goal attempts.

2017-18 (SOPHOMORE):

- Opted to take a redshirt season.

2016 -17 (FRESHMAN):

- Averaged 2.4 points and 1.7 rebounds per game across 11 game appearances while providing depth in Mizzou's front court.
- Sideline for the remainder of the 2016-17 season after suffering a knee injury vs. LSU (Jan. 4).
- Season-high minutes vs. No. 20 Arizona (Dec. 10) to that point in the season, playing 15 minutes off the bench with five points and two rebounds.
- Seven points (3-of-4 FG, 1-of-3 FT) in his collegiate debut vs. Alabama A&M (Nov. 13), playing 13 minutes off the bench.

VAN BUREN HIGH SCHOOL:

- Averaged 19.2 points and 9.9 rebounds per game for Van Buren High School and head coach Randy Loyd as a senior in 2015-16.
- Broke Van Buren's career scoring record halfway through his senior season, reaching 1,359 points and surpassing a 35-year old record.
- Set career marks at Van Buren in several categories, including points (1,559), rebounds (865), blocks (163) and double-doubles (36).
- Led the Pointers to back-to-back Arkansas Class 7A State Championship semifinal appearances, as well as consecutive outright conference championships.
- Earned Arkansas Player of the Year recognition from the Southwest Times following his standout senior campaign.

PERSONAL:

- Grew up focusing on baseball, but switched to basketball exclusively heading into high school as a 6-7 freshman-to-be.
- Enjoyed the connection he made with the Mizzou coaching staff during the recruiting process.
- Son of Selvin Smith and was born Oct. 28, 1997.

MITCHELL SMITH - 2018-19 GAME-BY-GAME

2018-19 SEASON

Opponent	Min	FG-A	3FG-A	FT-A	Reb	PF	A	TO	BLK	STL	Pts	
vs Cent. Arkansas (11/06)	22	2-5	0-1	2-2	4	0	0	1	0	0	6	
at Iowa State (11/09)	16	3-3	0-0	0-0	5	3	0	4	0	0	6	
vs Kenn. State (11/16)	14	1-1	0-0	2-2	5	1	1	1	0	1	4	
vs Oregon State (11/18)	7	0-1	0-0	0-0	1	2	0	1	0	0	0	
vs Kansas State (11/19)	5	0-0	0-0	0-0	1	0	0	1	0	0	0	
vs Temple (11/27)	17	1-2	1-2	3-4	4	2	0	1	0	0	6	
vs UCF (12/02)	23	3-8	2-2	1-2	7	5	0	1	0	1	9	
vs UT Arlington (12/04)	26	1-5	1-2	0-0	6	0	0	1	0	1	3	
vs Oral Roberts (12/07)	14	0-3	0-2	0-0	5	3	1	0	0	0	0	
vs Xavier (12/18)	12	0-0	0-0	2-2	1	1	0	1	1	0	2	
vs Illinois (12/22)	6	1-1	0-0	0-0	0	0	0	1	0	0	2	
vs More. State (12/29)	4	1-2	0-0	0-0	0	0	0	0	0	0	2	
vs Tennessee (01/08)	5	0-1	0-0	0-0	0	0	1	0	1	0	0	
at S. Carolina (01/13)	3	0-0	0-0	0-0	0	0	0	1	0	0	0	
vs Alabama (01/16)	5	1-1	1-1	0-0	0	0	1	0	0	0	3	
at Texas A&M (01/19)	1	0-0	0-0	0-0	0	0	0	0	0	0	0	
at Arkansas (01/23)		DNP - COACHES DECISION										
vs LSU (01/26)	1	0-0	0-0	0-0	0	0	0	1	0	0	0	
at Auburn (01/30)	17	1-3	0-2	0-0	4	4	0	1	1	1	2	
vs Vanderbilt (02/02)	20	2-3	1-1	0-0	2	2	1	1	1	1	5	
at Tennessee (02/05)	19	1-4	0-3	2-4	5	1	0	1	0	0	4	
vs Texas A&M (02/09)	18	0-1	0-1	0-0	1	2	0	1	0	0	0	
vs Arkansas (02/12)	7	1-1	1-1	0-0	2	2	1	0	1	0	3	
at Mississippi (02/16)	8	0-0	0-0	0-0	0	0	0	0	1	0	0	
vs Kentucky (02/19)												
at Florida (02/23)												
at Miss. State (02/26)												
vs S. Carolina (03/02)												

PRODUCTIVITY & STREAKS

ACHIEVEMENT	16-17	18-19	CAREER	CAREER STREAK	GAMES	FROM WHEN TO...
Scored 5+ points	3	5	12	Played 10+ minutes	5	11-27-18 to 12-18-18
Grabbed 5+ reb.	1	6	7	Hit 1+ 3-pointer	3	11-27-18 to 12-4-18
Played 10+ minutes	4	12	16	Grabbed 4+ rebounds	3	11-27-18 to 12-7-18

#11 JONTAY PORTER

HT 6-11 **WT** 240 **CL** Sophomore **POS** Forward **MAJOR** Undecided **HOMETOWN** Columbia, Mo. **HIGH SCHOOL** Nathan Hale HS (Wash.)



GAME HIGHS	POINTS	2017-18 _____ 24, at Vanderbilt, 2-27-18 Career _____ Same	3-PT FIELD GOALS MADE	2017-18 _____ 5, at South Carolina, 1-3-18 Career _____ Same	REBOUNDS	2017-18 _____ 13, at Ole Miss, 2-6-18 Career _____ Same
	MINUTES	2017-18 _____ 32, Georgia, 1-10-18 Career _____ Same	3-PT FIELD GOALS ATTEMPTED	2017-18 _____ 7, Twice Career _____ Same	ASSISTS	2017-18 _____ 6, at Vanderbilt, 2-27-18 Career _____ Same
	FIELD GOALS MADE	2017-18 _____ 9, at Vanderbilt, 2-27-18 Career _____ Same	FREE THROWS MADE	2017-18 _____ 7, Georgia, 1-10-18 Career _____ Same	BLOCKS	2017-18 _____ 5, 3 Times Career _____ Same
	FIELD GOALS ATTEMPTED	2017-18 _____ 13, Twice Career _____ Same	FREE THROWS ATTEMPTED	2017-18 _____ 9, Ole Miss, 2-20-18 Career _____ Same	STEALS	2017-18 _____ 3, Stephen F. Austin, 12-19-17 Career _____ Same

SEASON	G-GS	MIN	MPG	FG-A	FG%	3FG-A	3FG%	FT-A	FT%	O	D	REB /AVG	PF	FO	AST /TO	BS /S	TP	AVG.
2017-18	33-7	808	24.5	104-238	.437	40-110	.364	78-104	.750	50	174	224 / 6.8	97	6	74/63	55 / 28	326	9.9
2018-19	WILL BE SIDELINED FOR THE 2018-19 SEASON WITH A KNEE INJURY																	
TOTAL	33-7	808	24.5	104-238	.437	40-110	.364	78-104	.750	50	174	224 / 6.8	97	6	74/63	55 / 28	326	9.9

Will be sidelined for the 2018-19 campaign with a knee injury

HONORS:

- 2017-18 SEC All-Freshman Team
- 2017-18 SEC Co-Sixth Man of the Year
- SEC Freshman of the Week (3/5/18)
- 2017 AdvoCare Invitational All-Tournament Team

2017-18 (FRESHMAN):

- Ranked sixth in the SEC in rebounding (led all league freshmen) with 6.8 boards per game, was ninth in blocks (1.7 bspg) and third in defensive rebounds (5.3 drpg).
- Appeared in all 33 games as rookie and made seven starts, averaging 9.9 points and leading the Tigers in both rebounding (6.8 rpg) and blocks (55). Was one of five Tigers to appear in every 2017-18 contest.
- Tallied 326 points on season, eighth-most by a Tiger freshman, and his 75.0 percent effort from the free-throw line ranked 10th on MU's freshman list.
- His 40 made three-pointers ranked third in the team; Mizzou was 7-2 on the year when he drained two or treys in a game.
- Ranked third on the team in assists (74); had 20 multi-assist games with a high of six, twice.

NATHAN HALE HIGH SCHOOL:

- Reclassified from the 2018 recruiting class to join Mizzou's 2017-18 squad following his standout junior season at Nathan Hale High School (Seattle, Wash.) in 2016-17, helping lead his team to a perfect 29-0 record and the Washington Class 3A State Championship.
- Averaged a double-double, 14.3 points and 13.6 rebounds, as a junior for head coach Brandon Roy's Nathan Hale squad.
- Also rated as a Top 25 prospect, nationally, by Rivals.com (12th) and 247Sports (23rd).
- Helped lead Columbia's Father Tolton Catholic High School to the Missouri Class 3 State Championship as a sophomore in 2015-16.

PERSONAL:

- The son of Lisa and Michael Porter, Sr., his father is in his second year as an assistant coach on Cuonzo Martin's staff, Jontay was born Nov. 15, 1999.
- Has seven siblings: Bri, Cierra, Michael, Coban, Jevan, Izaak and Jayda.
- Older sisters Bri and Cierra played for the Mizzou Women's Basketball team, coached by their aunt, Robin Pingeton.
- Mother, Lisa, played college basketball at Iowa, while his father, Michael, Sr., played collegiately at New Orleans.

JONTAY PORTER - 2018-19 GAME-BY-GAME

2018-19 SEASON

Opponent	Min	FG-A	3FG-A	FT-A	Reb	PF	A	TO	BLK	STL	Pts
vs Cent. Arkansas (11/06)											
at Iowa State (11/09)											
vs Kenn. State (11/16)											
vs. Oregon State (11/18)											
vs Kansas State (11/19)											
vs Temple (11/27)											
vs UCF (12/02)											
vs UT Arlington (12/04)											
vs Oral Roberts (12/07)											
vs Xavier (12/18)											
vs Illinois (12/22)											
vs More. State (12/29)											
vs Tennessee (01/08)											
at S. Carolina (01/13)											
vs Alabama (01/16)											
at Texas A&M (01/19)											
at Arkansas (01/23)											
vs LSU (01/26)											
at Auburn (01/30)											
vs Vanderbilt (02/02)											
at Tennessee (02/05)											
vs Texas A&M (02/09)											
vs Arkansas (02/12)											
at Mississippi (02/16)											
vs Kentucky (02/19)											
at Florida (02/23)											
at Miss. State (02/26)											
vs S. Carolina (03/02)											
at Georgia (03/06)											
vs Mississippi (03/09)											

PRODUCTIVITY & STREAKS

ACHIEVEMENT	17-18	CAREER	CAREER STREAK	GAMES	FROM WHEN TO...
Scored 10+ points	17	17	Scored 10+ points	5	1-31-18 to 2-13-18
Scored 15+ points	8	8	Hit 2+ 3-pointer	3	2-27-18 to 3-8-18
Scored 20+ points	2	2	Grabbed 5+ rebounds	15	11-13-17 to 1-10-18
Hit 2+ 3-pointers	9	9	Recorded 1+ block	10	12-5-17 to 1-17-18
Grabbed 3+ reb.	32	32	Played 20+ minutes	11	2-3-18 to 3-16-18
Grabbed 5+ reb.	28	28			
Dished 3+ assists	10	10			
Dished 5+ assists	3	3			
Multiple steals	7	7			
Played 20+ minutes	28	28			
Played 30+ minutes	3	3			

#12 DRU SMITH

HT 6-3	WT 200	CL Junior	POS Guard	MAJOR Finance	HOMETOWN Evansville, Ind.	HIGH SCHOOL Evansville Reitz HS	PREV. SCHOOL Evansville
------------------	------------------	---------------------	---------------------	-------------------------	-------------------------------------	-------------------------------------------	-----------------------------------



GAME HIGHS	POINTS	2017-18 _____ 25, at Bowling Green, 12-5-17	3-PT FIELD GOALS MADE	2017-18 _____ 3, vs. Bowling Green, 12-5-17	REBOUNDS	2017-18 _____ 6, three times
		Career _____ Same		Career _____ 5, vs. Wichita State, 2-21-17		Career _____ 9, vs. Wichita State, 1-17-17
	MINUTES	2017-18 _____ 40, at Valparaiso, 1-24-18	3-PT FIELD GOALS ATTEMPTED	2017-18 _____ 7, vs. Wichita State, 2-21-17	ASSISTS	2017-18 _____ 11, vs. North Carolina Central, 11-13-17
		Career _____ Same		Career _____ 2, vs. Northern Iowa, 3-1-18		Career _____ Same
	FIELD GOALS MADE	2017-18 _____ 11, at Bowling Green, 12-5-17	FREE THROWS MADE	2017-18 _____ 12, at Valparaiso, 1-24-18	BLOCKS	2017-18 _____ 2, twice
		Career _____ Same		Career _____ Same		Career _____ 3, vs. Wabash, 11-30-16
FIELD GOALS ATTEMPTED	2017-18 _____ 13, three times	FREE THROWS ATTEMPTED	2017-18 _____ 13, at Valparaiso, 1-24-18	STEALS	2017-18 _____ 7, at Southern Illinois, 1-3-18	
	Career _____ Same		Career _____ Same		Career _____ Same	

SEASON	G-GS	MIN	MPG	FG-A	FG%	3FG-A	3FG%	FT-A	FT%	O D	REB /AVG	PF	FO	AST /TO	BS /S	TP	AVG.
2016-17	28-8	630	22.5	53-119	.445	16-49	.327	27-33	.818	7 67	74 / 2.4	85	5	81 / 33	12 / 23	149	5.3
2017-18	22-22	665	30.2	100-173	.578	27-56	.482	75-87	.862	10 67	71 / 3.0	60	1	101 / 70	10 / 45	302	13.7
TOTAL	50-30	1295	9.2	153-292	.528	43-105	.410	102-120	.850	17 134	151 / 2.7	145	6	182 / 103	22 / 68	451	9.0

Sitting out season as transfer from Evansville

2017-18 (SOPHOMORE, EVANSVILLE):

- Started all 22 games he appeared in, reaching double figures 17 times and tallying four, 20-point performances.
- Averaged 13.7 points, 3.5 rebounds, 4.6 assists and 2.0 steals as a sophomore.
- Led the Missouri Valley Conference in 3-point shooting, making 48.2 percent of his attempts from beyond the arc.
- Ranked third in the MVC in both field goal percentage (57.8) and free throw percentage (86.2).
- Was named to the 2017 MVC Most Improved Team.
- Scored a career-high 25 points at Bowling Green.

2016-17 (FRESHMAN, EVANSVILLE):

- Earned 2017 MVC All-Freshman team honors.
- Posted 5.3 points and grabbed 2.6 rebounds per contest, playing 22.5 minutes per game.
- Broke out in a game at Wichita State, scoring 19 points while draining five triples.

EVANSVILLE REITZ HIGH SCHOOL:

- Shined at Evansville Reitz, leading his squad to a 22-5 record.
- Poured in 20.8 points per game and grabbed 6.5 rebounds per outing as a senior.
- Posted 10.5 points, 5.4 rebounds and 4.5 assists per game as a junior while leading Reitz to a 29-2 mark and a runner-up finish in the Indiana Class 4A State Tournament.

PERSONAL:

- Son of Kendra Giles and Leonard Smith.
- Has two brothers, Jaxon and Daveon.
- Born Dec. 30, 1997, in Evansville, Ind.
- Majoring in Finance.

DRU SMITH - 2018-19 GAME-BY-GAME

2018-19 SEASON

Opponent	Min	FG-A	3FG-A	FT-A	Reb	PF	A	TO	BLK	STL	Pts
vs Cent. Arkansas (11/06)		DNP									
at Iowa State (11/09)		DNP									
vs Kenn. State (11/16)		DNP									
vs Oregon State (11/18)		DNP									
vs Kansas State (11/19)		DNP									
vs Temple (11/27)		DNP									
vs UCF (12/02)		DNP									
vs UT Arlington (12/04)		DNP									
vs Oral Roberts (12/07)		DNP									
vs Xavier (12/18)		DNP									
vs Illinois (12/22)		DNP									
vs More. State (12/29)		DNP									
vs Tennessee (01/08)		DNP									
at S. Carolina (01/13)		DNP									
vs Alabama (01/16)		DNP									
at Texas A&M (01/19)		DNP									
at Arkansas (01/23)		DNP									
vs LSU (01/26)		DNP									
at Auburn (01/30)		DNP									
vs Vanderbilt (02/02)		DNP									
at Tennessee (02/05)		DNP									
vs Texas A&M (02/09)		DNP									
vs Arkansas (02/12)		DNP									
at Mississippi (02/16)		DNP									
vs Kentucky (02/19)		DNP									
at Florida (02/23)		DNP									
at Miss. State (02/26)		DNP									
vs S. Carolina (03/02)		DNP									
at Georgia (03/06)		DNP									
vs Mississippi (03/09)		DNP									

PRODUCTIVITY & STREAKS

ACHIEVEMENT	16-17	17-18	CAREER
Scored 10+ points	4	17	21
Scored 15+ points	1	8	9
Scored 20+ points	1	4	5
Hit 2+ 3-pointers	4	8	12
Grabbed 5+ reb.	2	6	8
Dished 3+ assists	11	17	28
Dished 5+ assists	6	9	15
Multiple steals	6	10	16
Played 20+ minutes	19	22	41
Played 30+ minutes	5	10	15

CAREER STREAK	GAMES	FROM WHEN TO...
Scored 10+ points	8	12-5-17 to 1-17-18
Hit 1+ 3-pointer	6	1-6-18 to 1-24-18
Grabbed 4+ rebounds	3	11-29-17 to 12-5-17
Played 20+ minutes	23	3-3-17 to 3-1-18
Played 30+ minutes	3	12-5-17 to 12-30-17

#13 MARK SMITH



HT	WT	CL	POS	MAJOR	HOMETOWN	HIGH SCHOOL	PREV. SCHOOL
6-4	220	Sophomore	Guard	Undecided	Edwardsville, Ill.	Edwardsville HS	Illinois

GAME HIGHS	POINTS	3-PT FIELD GOALS MADE	REBOUNDS
	2018-19: 22, twice	2018-19: 6, at Arkansas, 1-23-19	2018-19: 10, vs. Central Arkansas, 11-6-18
	Career: Same	Career: Same	Career: Same
MINUTES	3-PT FIELD GOALS ATTEMPTED	ASSISTS	
	2018-19: 40, vs. UCF, 12-2-18	2018-19: 11, at Arkansas, 1-23-19	2018-19: 4, twice
	Career: Same	Career: Same	Career: 4, three times
FIELD GOALS MADE	FREE THROWS MADE	BLOCKS	
	2018-19: 8, at Arkansas, 1-23-19	2018-19: 4, vs. Morehead State, 12-29-18	2018-19: 1 vs. Illinois, 12-22-18
	Career: same	Career: 12, vs. DePaul, 11-17-17	Career: 2, vs. New Mexico State, 12-16-17
FIELD GOALS ATTEMPTED	FREE THROWS ATTEMPTED	STEALS	
	2018-19: 14, twice	2018-19: 6, vs. Kansas State, 11-19-18	2018-19: 2, vs. Morehead State, 12-29-18
	Career: 14, three times	Career: 12, vs. DePaul, 11-17-17	Career: 2, four times

SEASON	G-GS	MIN	MPG	FG-A	FG%	3FG-A	3FG%	FT-A	FT%	O D	REB /AVG	PF	FO	AST /TO	BS /S	TP	AVG.
2017-18	31-18	591	19.1	60-178	.337	16-69	.232	43-54	.796	18 24	42 / 1.4	77	1	42 / 39	2 / 18	179	5.8
2018-19	18-17	518	28.8	72-158	.456	49-104	.471	24-31	.774	13 84	97 / 5.4	45	1	28 / 26	1 / 13	217	12.1
TOTAL	49-35	1109	22.6	132-336	.393	65-173	.376	67-85	.788	31 108	139 / 2.8	122	2	70 / 65	3 / 31	396	8.1

2018-19 (SOPHOMORE):

- Returned from an ankle injury at Ole Miss (Feb. 16) after missing six games, and posted four rebounds and three points.
- Matched his career-high with 22 points and hit a career-high six threes at Arkansas (Jan. 23).
- Drained four treys and scored 13 points vs. Alabama (Jan. 16).
- Scored a career-high 22 points vs. Morehead State (Dec. 29), draining 7-of-14 field goals, including four triples.
- Drained three treys and scored 13 points vs. Xavier (Dec. 18).
- Notched 19 points vs. Temple (Nov. 27), sinking a then career-best seven field goals while snatching six rebounds.
- Scored 19 points (draining five triples) and grabbed a career-high 10 rebounds vs. Central Arkansas (Nov. 6) to become the first Tiger newcomer with a double-double in his Mizzou debut since Linas Kleiza in 2003.
- Led Mizzou with 15 points at Iowa State (Nov. 9).

2017-18 (FRESHMAN, ILLINOIS):

- Made 19 starts in 31 game appearances.
- Averaged 5.8 points and 1.4 assists as a freshman, scoring in double figures six times.
- Converted 79.6 percent of his free throws, making 43-of-54 attempts at the charity stripe.
- Scored a career-high 21 points vs. DePaul.

EDWARDSVILLE HIGH SCHOOL:

- Averaged 21.9 points, 8.2 rebounds, 8.4 assists and 2.1 steals as a senior.
- Captained Edwardsville High School to a 30-2 record in 2016-17, reaching double figures 30 times.
- Racked up eight 30-point games, garnering first-team all-state recognition from the Associated Press, Chicago Tribune, Champaign News-Gazette and the Illinois Basketball Coaches Association.
- 2017 Champaign News-Gazette Player of the Year and Belleville News-Democrat Player of the Year.
- 2017 Illinois Mr. Basketball and Illinois Gatorade Player of the Year.
- Scored a career-best 45 points in the IHSA Class 4A Sectional Championship game to help Edwardsville earn a sectional title.
- Consensus four-star recruit, tabbed No. 55 by Rivals in Class of 2017.

PERSONAL:

- Son of Antony and Yvonne Smith, who played collegiately at SIU-Carbondale and SIU-Edwardsville, respectively.
- Born Aug. 16, 1999, in Decatur, Ill.
- Mother scored more than 1,100 points in college.

MARK SMITH - 2018-19 GAME-BY-GAME

2018-19 SEASON

Opponent	Min	FG-A	3FG-A	FT-A	Reb	PF	A	TO	BLK	STL	Pts
vs Cent. Arkansas (11/06)*	26	6-9	5-8	2-2	10	2	1	1	0	1	19
at Iowa State (11/09)*	34	5-12	3-8	2-3	7	3	0	0	0	1	15
vs Kenn. State (11/16)*	32	3-9	1-4	0-0	6	1	2	1	0	1	7
vs Oregon State (11/18)*	20	2-4	2-2	0-0	3	5	4	1	0	0	6
vs Kansas State (11/19)*	23	3-7	2-4	3-6	4	3	4	0	0	1	11
vs Temple (11/27)*	35	7-10	3-5	2-2	6	2	2	1	0	0	19
vs UCF (12/02)*	40	2-8	2-7	2-4	3	3	1	3	0	0	8
vs UT Arlington (12/04)*	18	2-4	1-2	0-0	2	3	1	3	0	1	5
vs Oral Roberts (12/07)*	25	4-8	3-6	3-4	5	1	0	1	0	0	14
vs Xavier (12/18)*	31	5-12	3-7	0-0	6	3	1	1	0	1	13
vs Illinois (12/22)*	35	2-8	1-3	0-0	6	3	1	1	1	1	5
vs More. State (12/29)*	35	7-14	4-9	4-4	7	1	2	2	0	2	22
vs Tennessee (01/08)*	25	3-8	2-3	0-0	5	3	2	1	0	0	8
at S. Carolina (01/13)*	32	3-7	3-6	5-5	4	3	2	3	0	1	14
vs Alabama (01/16)*	32	4-11	4-9	1-1	8	1	3	1	0	0	13
at Texas A&M (01/19)*	24	5-9	3-7	0-0	4	3	2	2	0	1	13
at Arkansas (01/23)*	37	8-14	6-11	0-0	7	2	0	2	0	1	22
vs LSU (01/26)											
at Auburn (01/30)											
vs Vanderbilt (02/02)											
at Tennessee (02/05)											
vs Texas A&M (02/09)											
vs Arkansas (02/12)											
at Mississippi (02/16)	14	1-4	1-3	0-0	4	3	0	3	0	1	3
vs Kentucky (02/19)											
at Florida (02/23)											
at Miss. State (02/26)											
vs S. Carolina (03/02)											
at Georgia (03/06)											
vs Mississippi (03/09)											

PRODUCTIVITY & STREAKS

ACHIEVEMENT	17-18	18-19	CAREER
Scored 10+ points	6	11	17
Scored 15+ points	2	5	7
Scored 20+ points	1	2	3
Hit 2+ 3-pointers	4	14	18
Grabbed 3+ reb.	4	17	21
Grabbed 5+ reb.	-	11	11
Dished 3+ assists	2	3	5
Dished 5+ assists	-	-	-
Multiple steals	3	1	4
Played 20+ minutes	16	15	31
Played 30+ minutes	1	10	11

CAREER STREAK	GAMES	FROM WHEN TO...
Scored 10+ points	4	1-13-19 to 1-23-19
Hit 1+ 3-pointer	18	11-6-18 to present
Grabbed 4+ rebounds	10	12-7-18 to present
Played 20+ minutes	9	12-7-18 to 1-23-19
Played 30+ minutes	3	12-18-18 to 1-23-19

#14 REED NIKKO

HT 6-10 **WT** 250 **CL** Junior **POS** Forward **MAJOR** Fisheries & Wildlife **HOMETOWN** Maple Grove, Minn. **HIGH SCHOOL** Maple Grove HS



GAME HIGHS	POINTS	2018-19 8, vs. Texas A&M, 2-9-19 Career 12, North Florida, 12-16-17	3-PT FIELD GOALS MADE	2018-19 N/A Career N/A	REBOUNDS	2018-19 6, vs. Oregon State, 11-18-18 Career 9, Twice
	MINUTES	2018-19 23, vs. Oregon State, 11-18-18 Career 23, Twice	3-PT FIELD GOALS ATTEMPTED	2018-19 N/A Career N/A	ASSISTS	2018-19 1, six times Career 1, 22 Times
	FIELD GOALS MADE	2018-19 4, vs. Texas A&M, 2-9-19 Career 6, North Florida, 12-16-17	FREE THROWS MADE	2018-19 2, four times Career 6, Wagner, 11-13-17	BLOCKS	2018-19 2, four times Career 3, Twice
	FIELD GOALS ATTEMPTED	2018-19 7, twice Career 8, North Florida, 12-16-17	FREE THROWS ATTEMPTED	2018-19 4, vs. UT Arlington, 12-4-18 Career 7, Wagner, 11-13-17	STEALS	2018-19 1, five times Career 2, at Auburn, 3-4-17

SEASON	G-GS	MIN	MPG	FG-A	FG%	3FG-A	3FG%	FT-A	FT%	O	D	REB /AVG	PF	FO	AST /TO	BS /S	TP	AVG.
2016-17	28-0	294	10.5	28-55	.509	0-0	.000	13-25	.520	24	39	63 / 2.3	48	1	10 / 12	19 / 8	69	2.5
2017-18	33-0	268	8.1	28-51	.549	0-0	.000	21-40	.525	22	45	67 / 2.0	36	0	6 / 16	22 / 5	77	2.3
2018-19	24-1	252	10.5	29-51	.569	0-0	.000	11-17	.647	20	22	42 / 1.8	42	1	6 / 18	12 / 6	69	2.9
TOTAL	85-1	814	9.6	85-157	.541	0-0	.000	45-82	.549	66	106	172 / 2.0	127	2	22 / 46	53 / 19	215	2.5

HONORS:

- 2016-17 First-Year SEC Academic Honor Roll.

2018-19 (JUNIOR):

- Has made 19 of his last 36 field goal attempts (52.8%).
- Earned his first career start and scored a season-best eight points vs. Texas A&M (Feb. 9).
- Collected two blocked shots and added five points and three rebounds at Auburn (Jan. 30).
- Posted four points, 3 rebounds & 2 blocks vs. LSU (Jan. 26).
- Grabbed five boards and threw down a monster tip dunk at Texas A&M (Jan. 19).
- Totaled 41 minutes, 12 points and eight rebounds over two games against Oregon State (Nov. 18) and Kansas State (Nov. 19).

2017-18 (SOPHOMORE):

- Saw action in all 33 games for the Tigers as a sophomore, contributing 2.3 points and 2.0 rebounds per game.
- Recorded a career-high 12 points in Mizzou Arena victory over North Florida (Dec. 16); one of five games in which he totaled five-plus points.
- His 12-point effort against North Florida (Dec. 16) came in just 13 minutes of action.
- Ranked third on the team in blocks with 22.
- Swatted two shots for the second time in SEC play with his two rejections vs. Ole Miss (Feb. 20).

2016-17 (FRESHMAN):

- Posted averages of 2.5 points and 2.3 rebounds per game in 28 appearances in his rookie collegiate campaign.
- Blocked 19 shots, a total that ranked tied for sixth all-time on Mizzou's freshman single-season chart.
- Complete effort on the road at Ole Miss (Feb. 25), recording eight points and a season-high nine rebounds.

MAPLE GROVE HIGH SCHOOL:

- Traditional big man for head coach Nick Schroeder at Maple Grove (Minn.) High School, posting marks of 10.7 points, 6.8 rebounds and 3.1 blocks per game as a senior in 2015-16.
- Blocked 80 shots as a senior, a total that ranked as the seventh-highest mark in Minnesota that season.
- Underwent surgery to correct hip impingement following his last campaign at Maple Grove, with the procedure aiming to increase his mobility and flexibility.

PERSONAL:

- Son of Kris Nikko and was born on Aug. 31, 1998.
- Outside of basketball and studies, enjoys fishing.

REED NIKKO - 2018-19 GAME-BY-GAME

2018-19 SEASON

Opponent	Min	FG-A	3FG-A	FT-A	Reb	PF	A	TO	BLK	STL	Pts
vs Cent. Arkansas (11/06)	5	3-3	0-0	0-1	0	0	0	0	0	0	6
at Iowa State (11/09)	6	0-0	0-0	0-0	1	2	0	2	0	0	0
vs Kenn. State (11/16)	4	1-1	0-0	0-0	0	2	0	1	0	1	2
vs Oregon State (11/18)	23	3-6	0-0	0-1	6	2	0	1	2	0	6
vs Kansas State (11/19)	18	3-4	0-0	0-0	2	1	1	0	0	0	6
vs Temple (11/27)	5	0-1	0-0	0-0	0	0	0	0	0	0	0
vs UCF (12/02)	12	0-1	0-0	0-0	1	1	0	2	0	0	0
vs UT Arlington (12/04)	13	0-1	0-0	2-4	3	1	0	0	0	1	2
vs Oral Roberts (12/07)	9	1-1	0-0	0-0	1	4	0	1	1	0	2
vs Xavier (12/18)	6	1-1	0-0	0-0	0	2	0	0	0	0	2
vs Illinois (12/22)	9	1-1	0-0	0-0	2	2	1	1	0	1	2
vs More. State (12/29)	7	0-0	0-0	0-0	1	2	0	1	0	0	0
vs Tennessee (01/08)	15	1-1	0-0	0-1	0	2	0	3	1	1	2
at S. Carolina (01/13)	14	1-2	0-0	2-3	4	3	0	2	0	0	4
vs Alabama (01/16)	7	1-1	0-0	0-0	2	0	0	0	0	0	2
at Texas A&M (01/19)	13	1-3	0-0	0-0	5	1	1	0	1	0	2
at Arkansas (01/23)	4	0-0	0-0	0-0	0	4	1	0	1	0	0
vs LSU (01/26)	10	1-1	0-0	2-2	3	1	1	1	2	0	4
at Auburn (01/30)	12	2-2	0-0	1-1	3	3	0	0	2	0	5
vs Vanderbilt (02/02)	4	1-3	0-0	0-0	1	1	0	0	0	0	2
at Tennessee (02/05)	10	0-0	0-0	2-2	0	0	1	1	1	0	2
vs Texas A&M (02/09)*	19	4-7	0-0	0-0	3	5	0	2	2	1	8
vs Arkansas (02/12)	10	2-4	0-0	0-0	3	1	0	0	0	0	4
at Mississippi (02/16)	18	2-7	0-0	2-2	1	2	0	0	0	0	6
vs Kentucky (02/19)											
at Florida (02/23)											
at Miss. State (02/26)											
vs S. Carolina (03/02)											
at Georgia (03/06)											
vs Mississippi (03/09)											

PRODUCTIVITY & STREAKS

ACHIEVEMENT	16-17	17-18	18-19	CAREER
Double-double	0	0		0
Scored 5+ points	6	5	5	16
Scored 10+ points	1	1		2
Grabbed 5+ reb.	5	5	2	12
Multiple blocks	5	4	4	13
Played 20+ minutes	1	1	1	3

CAREER STREAK	GAMES	FROM WHEN TO...
Recorded 1+ block	6	1-24-18 to 2-17-18

#15 JORDAN GEIST

HT 6-2 **WT** 180 **CL** Senior **POS** Guard **MAJOR** Agri. Ed. Leadership **HOMETOWN** Fort Wayne, Ind. **HIGH SCHOOL** Homestead HS **PREV. SCHOOL** Ranger College (Texas)



GAME HIGHS	POINTS		3-PT FIELD GOALS MADE		REBOUNDS	
	2018-19	25, vs. LSU, 1-26-19	2018-19	5, vs. UCF, 12-2-18	2018-19	11, vs. LSU, 1-26-19
	Career	28, Green Bay, 12-9-17	Career	5, Twice	Career	Same
MINUTES	3-PT FIELD GOALS ATTEMPTED		ASSISTS			
	2018-19	40, Twice	2018-19	12, vs. Arkansas, 2-12-19	2018-19	7, vs. Illinois, 12-22-18
	Career	Same	Career	Same	Career	7, Twice
FIELD GOALS MADE	FREE THROWS MADE		BLOCKS			
	2018-19	9, at Ole Miss, 2-16-19	2018-19	12, vs. Oregon State, 11-18-18	2018-19	N/A
	Career	11, Green Bay, 12-9-17	Career	Same	Career	Same
FIELD GOALS ATTEMPTED	FREE THROWS ATTEMPTED		STEALS			
	2018-19	16, at Ole Miss, 2-16-19	2018-19	15, vs. Oregon State, 11-18-18	2018-19	3, Three times
	Career	Same	Career	Same	Career	3, Six times

SEASON	G-GS	MIN	MPG	FG-A	FG%	3FG-A	3FG%	FT-A	FT%	O	D	REB / AVG	PF	FO	AST / TO	BS / S	TP	AVG.
2016-17	32-14	707	22.1	66-182	.363	22-77	.286	71-94	.755	10	85	95 / 3.0	53	1	63 / 38	0 / 22	225	7.0
2017-18	33-11	860	26.1	73-167	.437	33-90	.367	63-90	.700	19	108	127 / 3.8	62	2	95 / 56	0 / 27	242	7.3
2018-19	24-24	785	32.7	109-255	.427	52-144	.361	71-96	.740	21	91	112 / 4.7	37	1	75 / 50	0 / 25	341	14.2
TOTAL	89-49	2352	26.4	248-604	.411	107-311	.344	205-280	.732	50	284	334 / 3.8	152	4	233 / 144	0 / 74	808	9.1

2018-19 (SENIOR):

- Reached double figures in 17 of the last 20 games (15.4 PPG).
- Scored a game-high 23 points on a season-high nine field goals vs. Ole Miss (Feb. 16).
- Posted 18 points and five boards vs. Arkansas (Feb. 12).
- Totalled a season-high 25 points and grabbed a career-best 11 boards in an overtime loss to LSU (Jan. 26).
- Posted 17 points, five assists and five rebounds in a dominant 35-minute outing at Texas A&M (Jan. 19).
- Reached the 20-point threshold for the fourth time this season and in his second straight game vs. Morehead St. (Dec. 29) after 20 points and seven assists vs. Illinois (Dec. 22).
- Grabbed a season-best seven rebounds & notched 13 points and three steals vs. Xavier (Dec. 18).
- Drained a buzzer-beating 3-pointer to send the game to overtime and finished with 18 points vs. UCF (Dec. 2).
- Earned Paradise Jam All-Tournament Team honors after averaging a team-best 17.7 points per game over three games.
- Scored 24 points vs. Kansas State (Nov. 19) and 21 vs. Oregon State (Nov. 18) (his second & third career 20-point games), pouring in 20+ points in back-to-back games for the first time in his career.

2017-18 (JUNIOR):

- Dished out a team-high 95 assists as a junior, while averaging 7.3 points and 3.8 rebounds in 33 appearances with 11 starts.
- Ranked 9th in the league in SEC play in assist/TO ratio - 1.9.
- Had 23 multi-assist games with a high of six in road wins at South Carolina (Jan. 3) and Ole Miss (Feb. 6).
- Career-high 28 points (11-of-14 FGs) vs. Green Bay (Dec. 9). First Tiger to score 28 points in 23 minutes or less since 1982-83.

2016-17 (SOPHOMORE):

- Averaged 7.0 points, 3.0 rebounds and 2.0 assists per game.
- Played superb basketball down the stretch of the season, averaging 8.8 points, 4.4 rebounds and 3.8 assists over the final five games of 2016-17.

AT RANGER COLLEGE:

- Averaged 15.1 points, 3.5 rebounds and 2.8 assists per game as a freshman during the 2015-16 season, helping head coach Billy Gillispie's squad to a stout 35-3 record.
- Earned second Ttam NJCAA All-America recognition.

HOMESTEAD HIGH SCHOOL:

- Helped Homestead High School (Fort Wayne, Ind.) to an Indiana Class 4A State Championship as a senior in 2014-15.
- Point guard for head coach Chris Johnson, averaging 16.8 points and 3.6 assists per game in his final high school season.

PERSONAL:

- Son of Scott Geist and Jennifer Perham, with her husband, Glenn Perham.
- Born on Jan. 10, 1997, in Elkhart, Ind.

JORDAN GEIST - 2018-19 GAME-BY-GAME

2018-19 SEASON

Opponent	Min	FG-A	3FG-A	FT-A	Reb	PF	A	TO	BLK	STL	Pts
vs Cent. Arkansas (11/06)*	30	2-10	0-6	1-2	5	3	3	2	0	1	5
at Iowa State (11/09)*	29	2-5	2-4	0-0	1	5	5	3	0	0	6
vs Kenn. State (11/16)*	32	1-7	0-3	6-6	5	0	2	3	0	1	8
vs. Oregon State (11/18)*	31	4-10	1-4	12-15	3	1	1	0	0	1	21
vs. Kansas State (11/19)*	31	7-15	3-4	7-10	4	0	2	4	0	1	24
vs Temple (11/27)*	26	4-10	3-5	0-0	6	3	3	4	0	1	11
vs UCF (12/02)*	40	6-12	5-8	1-2	5	2	1	0	0	3	18
vs UT Arlington (12/04)*	29	4-10	1-7	0-0	2	0	3	1	0	1	9
vs Oral Roberts (12/07)*	27	4-8	1-4	3-3	5	0	2	2	0	1	12
vs Xavier (12/18)*	32	4-11	1-4	4-7	7	2	2	1	0	3	13
vs Illinois (12/22)*	36	6-15	4-8	4-4	6	3	7	2	0	1	20
vs More. State (12/29)*	35	7-12	4-8	2-2	5	2	2	0	0	3	20
vs Tennessee (01/08)*	29	3-10	2-8	4-4	4	0	5	1	0	1	12
at S. Carolina (01/13)*	35	5-12	1-6	3-6	1	2	5	4	0	0	14
vs Alabama (01/16)*	33	4-11	0-5	1-2	2	2	3	1	0	0	9
at Texas A&M (01/19)*	35	6-7	4-5	1-1	5	2	5	3	0	1	17
at Arkansas (01/23)*	35	2-6	1-4	2-3	6	1	4	5	0	0	7
vs LSU (01/26)*	40	7-14	3-7	8-10	11	4	2	4	0	3	25
at Auburn (01/30)*	32	4-12	3-7	0-0	9	1	0	3	0	1	11
vs Vanderbilt (02/02)*	36	5-12	2-7	3-7	5	2	6	1	0	0	15
at Tennessee (02/05)*	30	4-8	3-5	0-0	3	1	5	1	0	1	11
vs Texas A&M (02/09)*	33	4-8	2-6	2-2	3	0	4	1	0	0	12
vs Arkansas (02/12)*	35	5-14	4-12	4-6	5	0	2	0	0	1	18
at Mississippi (02/16)*	34	9-16	2-7	3-4	4	1	1	4	0	2	23
vs Kentucky (02/19)											
at Florida (02/23)											
at Miss. State (02/26)											
vs S. Carolina (03/02)											
at Georgia (03/06)											

PRODUCTIVITY & STREAKS

ACHIEVEMENT	16-17	17-18	18-19	CAREER
Scored 10+ points	9	10	18	37
Scored 15+ points	2	4	10	16
Scored 20+ points	0	1	6	7
Hit 2+ 3-pointers	4	8	15	27
Grabbed 3+ reb.	17	24	18	59
Grabbed 5+ reb.	6	10	14	30
Dished 3+ assists	10	20	13	43
Dished 5+ assists	4	4	7	15
Multiple steals	4	5	5	14
Played 20+ minutes	21	26	24	71
Played 30+ minutes	5	13	19	37

CAREER STREAK	GAMES	FROM WHEN TO...
Scored 10+ points	7	1-26-19 to pres.
Hit 1+ 3-pointer	10	11-18-18 to 1-13-19
Grabbed 4+ rebounds	5	1-19-19 to 2-2-19
Played 20+ minutes	41	1-3-19 to pres.
Played 30+ minutes	11	1-13-19 to pres.

#23 JEREMIAH TILMON

HT 6-10 **WT** 252 **CL** Sophomore **POS** Forward **MAJOR** Undecided **HOMETOWN** East St. Louis, Ill. **HIGH SCHOOL** East St. Louis HS



GAME HIGHS	POINTS		3-PT FIELD GOALS MADE		REBOUNDS	
	2018-19	23, vs. Xavier, 12-18-18	2018-19	N/A	2018-19	12, Twice
	Career	Same	Career	Same	Career	12, Three times
MINUTES	2018-19	35, twice	2018-19	1, vs. Vanderbilt, 2-3-19	2018-19	2, four times
	Career	Same	Career	Same	Career	2, Four times
FIELD GOALS MADE	2018-19	10, vs. Xavier, 12-18-18	2018-19	6, Twice	2018-19	3, vs. Arkansas, 2-12-19
	Career	Same	Career	7, Arkansas, 3-3-18	Career	3, three times
FIELD GOALS ATTEMPTED	2018-19	15, vs. Xavier, 12-18-18	2018-19	8 vs. Temple, 11-27-18	2018-19	2, Three times
	Career	Same	Career	9, Twice	Career	Same

SEASON	G-GS	MIN	MPG	FG-A	FG%	3FG-A	3FG%	FT-A	FT%	O	D	REB /AVG	PF	FO	AST /TO	BS /S	TP	AVG.
2017-18	33-33	639	19.4	115-204	.564	0-0	.000	40-76	.526	64	74	138 / 4.2	121	10	15 / 69	33 / 8	270	8.2
2018-19	23-23	561	24.4	100-175	.571	0-1	.000	50-70	.714	49	83	132 / 5.7	79	8	17 / 57	18 / 12	250	10.9
TOTAL	56-56	1200	21.4	215-379	.567	0-1	.000	90-146	.616	113	157	270 / 4.8	200	18	32 / 126	51 / 20	520	9.3

2018-19 (SOPHOMORE):

- Mizzou is 10-3 when he reaches double figures this season.
- Notched 21 points on 8-of-11 shooting and added three rebounds and a career-high three blocks vs. Arkansas (Feb. 12).
- Scored 15+ points in three consecutive games (Jan. 26 - Feb. 2) and played 25+ minutes in eight consecutive games (Jan. 16-Feb. 12).
- Averaged 3.7 fouls with six DQs in the first 14 games, but has averaged just 2.8 fouls with one DQ in his last eight outings.
- Scored 15 points and added five boards at Auburn (Jan. 30).
- Totaled 15 points and grabbed six rebounds while playing a career-high 35 minutes in a loss vs. LSU (Jan. 26).
- Contributed 14 points & six rebounds at Texas A&M (Jan. 19).
- Named SEC Player of the Week on Dec. 24 after scoring a career-high 23 points and securing 10 boards vs. Xavier (Dec. 18) and following with 16 points and 12 rebounds vs. Illinois (Dec. 22).
- Scored the game-winning basket and finished with 10 points in an overtime thriller over UCF (Dec. 2).
- Secured his first double-double of the season and third of his career with 14 points and 10 rebounds vs. Temple (Nov. 27).
- Notched 16 points and two blocks vs. Central Arkansas (Nov. 6).

2017-18 (FRESHMAN):

- Joined All-SEC senior guard Kassius Robertson as only Tigers to start all 33 games in 2017-18.
- Averaged 8.2 points and 4.2 rebounds while shooting team-high 56.4 percent from the field.
- Tallied season-best 18 points vs. Arkansas (March 3).
- Registered 12 points and 12 rebounds vs. Ole Miss (Feb. 20).
- Then-SEC high 14 points in the win vs. No. 21 Texas A&M (Feb. 13), aided by six-for-nine effort from the charity stripe.
- Sank 12-straight field goal attempts between Mizzou's trip to Mississippi State (Jan. 27) and the Kentucky (Feb. 3) victory.
- His 33 rejections on season ranked second on squad and were the fourth-most ever for a Mizzou freshman.
- Mizzou was 11-1 on the season when he registered a double-digit scoring game.

EAST ST. LOUIS HIGH SCHOOL:

- Considered a Top 50 recruit nationally.
- Averaged 15.3 points, 11.0 rebounds and 4.0 blocks per game for East St. Louis High School as a senior in 2016-17.
- Earned first-team all-state recognition from the Illinois Basketball Coaches Association and AP following his final high school campaign.
- Played one season at The La Lumiere School (La Porte, Ind.), and averaged 13.2 points and 8.2 rebounds as a junior in 2015-16.

PERSONAL:

- Son of April Lewis and Jeremiah Tilmon, Sr.
- Born Nov. 25, 1998.

JEREMIAH TILMON - 2018-19 GAME-BY-GAME

2018-19 SEASON

Opponent	Min	FG-A	3FG-A	FT-A	Reb	PF	A	TO	BLK	STL	Pts
vs Cent. Arkansas (11/06)*	26	8-14	0-0	0-1	5	4	2	2	2	2	16
at Iowa State (11/09)*	24	1-4	0-0	3-4	7	2	2	5	1	0	5
vs Kenn. State (11/16)*	34	6-14	0-0	0-0	9	1	1	2	2	2	12
vs. Oregon State (11/18)*	13	3-4	0-0	0-0	2	5	0	3	1	1	6
vs. Kansas State (11/19)*	24	1-2	0-0	0-0	4	5	1	4	0	1	2
vs Temple (11/27)*	30	4-8	0-0	6-8	10	3	0	1	0	0	14
vs UCF (12/02)*	29	4-6	0-0	2-2	1	2	1	1	0	0	10
vs UT Arlington (12/04)*	21	2-4	0-0	6-6	12	5	1	4	1	0	10
vs Oral Roberts (12/07)*	16	5-8	0-0	2-6	6	4	1	2	0	0	12
vs Xavier (12/18)*	33	10-15	0-0	3-4	10	3	1	2	1	2	23
vs Illinois (12/22)*	28	7-11	0-0	2-3	12	3	0	3	2	0	16
vs More. State (12/29)*	12	2-4	0-0	0-0	2	5	0	4	1	0	4
vs Tennessee (01/08)*	9	1-4	0-0	1-2	1	5	1	3	1	0	3
at S. Carolina (01/13)*	13	2-5	0-0	0-0	0	5	0	2	0	0	4
vs Alabama (01/16)*	27	3-6	0-0	2-4	7	2	0	3	0	0	8
at Texas A&M (01/19)*	27	5-8	0-0	4-4	6	1	0	3	0	1	14
at Arkansas (01/23)*	27	4-5	0-0	1-3	5	5	2	4	0	0	9
vs LSU (01/26)*	35	5-8	0-0	5-6	6	4	0	1	0	0	15
at Auburn (01/30)*	26	6-8	0-0	3-5	5	1	0	3	0	1	15
vs Vanderbilt (02/02)*	35	7-12	0-1	5-5	8	4	1	1	1	1	19
at Tennessee (02/05)*	27	4-10	0-0	0-0	5	2	2	1	1	1	8
vs Texas A&M (02/09)											DNP - INJURY
vs Arkansas (02/12)*	30	8-11	0-0	5-6	5	3	0	1	3	0	21
at Mississippi (02/16)*	15	2-4	0-0	0-1	4	5	1	2	1	0	4
vs Kentucky (02/19)											
at Florida (02/23)											
at Miss. State (02/26)											
vs S. Carolina (03/02)											
at Georgia (03/06)											
vs Mississippi (03/09)											

PRODUCTIVITY & STREAKS

ACHIEVEMENT	17-18	18-19	CAREER
Double-double	2	4	6
Scored 10+ points	12	13	25
Scored 15+ points	1	7	8
Hit 5+ FGs	11	10	21
Attempted 5+ FGs	23	15	38
Grabbed 5+ reb.	15	16	31
Grabbed 10+reb.	2	5	7
Multiple blocks	9	4	13
Played 20+ minutes	18	17	35
Played 30+ minutes	1	6	7

CAREER STREAK	GAMES	FROM WHEN TO...
Scored 10+ points	6	11-27-18 to 12-22-18
Grabbed 5+ rebounds	8	1-16-19 to 2-12-19
Multiple blocks	4	12-16-17 to 1-3-18
Played 20+ minutes	6	1-16-19 to 2-12-19

#24 KEVIN PURYEAR

HT 6-7 **WT** 238 **CL** Senior **POS** Forward **MAJOR** Sport Management **HOMETOWN** Blue Springs, Mo. **HIGH SCHOOL** Blue Springs South HS



POINTS	2018-19	17, Twice	3-PT FIELD GOALS MADE	2018-19	2, three times	REBOUNDS	2018-19	10, three times			
	Career	30, vs. Auburn, 3-8-17		Career	5, vs. Auburn, 3-8-17		Career	11, Auburn, 1-9-16			
	MINUTES	2018-19		35, vs. Oregon State, 11-18-18	3-PT FIELD GOALS ATTEMPTED		2018-19	5, at Arkansas, 1-23-19	ASSISTS	2018-19	4, twice
		Career		40, vs. Xavier, 11-17-16			Career	9, vs. Auburn, 3-8-17		Career	4, three times
		FIELD GOALS MADE		2018-19			6, Twice	FREE THROWS MADE		2018-19	6, vs. Oregon State, 11-18-18
	Career			11, Ole Miss, 1-21-17	Career		11, vs. Xavier, 11-17-16		Career	2, Twice	
FIELD GOALS ATTEMPTED	2018-19		12, Twice	FREE THROWS ATTEMPTED	2018-19	6, Twice	STEALS		2018-19	2, vs. Arkansas, 2-2-19	
	Career	19, vs. Auburn, 3-8-17	Career		12, Twice	Career		3, Iowa State, 11-10-17			

SEASON	G-GS	MIN	MPG	FG-A	FG%	3FG-A	3FG%	FT-A	FT%	O	D	REB /AVG	PF	FO	AST /TO	BS /S	TP	AVG.
2015-16	31-31	767	24.7	120-258	.465	13-41	.317	102-122	.836	40	104	144 / 4.6	52	1	13 / 49	4 / 12	355	11.5
2016-17	32-32	946	29.6	132-323	.409	20-62	.323	92-125	.736	58	133	191 / 6.0	77	1	30 / 56	10 / 12	376	11.8
2017-18	33-26	835	25.3	93-211	.441	13-51	.255	84-102	.824	51	90	141 / 4.3	72	3	27 / 48	8 / 10	283	8.6
2018-19	24-23	577	24.0	63-158	.399	17-49	.347	33-45	.733	41	88	129 / 5.4	51	0	30 / 37	1 / 10	176	7.3
TOTAL	120-112	3125	26.0	408-950	.429	63-203	.310	311-394	.789	190	415	605 / 5.0	253	5	100 / 190	23 / 44	1190	9.9

- HONORS:**
- 2016 SEC All-Freshman Team

- 2018-19 (SENIOR):**
- Had season-high tying 10 rebounds vs. Vanderbilt (Feb. 2).
 - Snagged a season-high 10 boards and scored eight points at Texas A&M (Jan. 19).
 - Reached double figures for the sixth time this season with 12 points vs. Morehead State (Dec. 29).
 - Scored 16 points and hit two triples vs. Temple (Nov. 27).
 - Scored 10 points at Iowa State.
 - Notched season-high 17 points in back-to-back games vs. Kennesaw St. (Nov. 16) & Oregon St. (Nov. 18), averaging 13.0 PPG & 5.0 RPG at the Paradise Jam.
 - Registered fourth career double-digit rebound game with 10 rebounds vs. Central Arkansas (Nov. 6).

- 2017-18 (JUNIOR):**
- Drew starts in 26 of 33 appearances as a junior, averaging 8.6 points and 4.3 rebounds per game.
 - Reached career 1,000-point milestone, the 46th Tiger in program history to do so, at Vanderbilt (Feb. 27), scoring six points.
 - Ranked eighth in the SEC in free throw shooting at a team-high 82.4 percent. In league-games only, he shot 83.6 percent.
 - Scored 13 points and hit the game-winning three-pointer in Mizzou's 89-85 overtime victory over Mississippi State (Feb. 10).
 - Came off the bench to notch third career double-double in win vs. No. 21 Tennessee (Jan. 17) with 12 points and 10 rebounds.

- 2016-17 (SOPHOMORE):**
- Career-high 30 points and the game-winning, buzzer-beating three-pointer in overtime to defeat Auburn (March 8) in the opening round of the SEC Tournament in Nashville.
 - Averaged 11.8 points and 6.0 rebounds per game, a team-best mark in boards for the overall season and SEC play (5.7).

- 2015-16 (FRESHMAN):**
- Posted the sixth-best scoring campaign for a Mizzou freshman in program history with 355 points (11.5 points per game).
 - Most prolific Mizzou freshman scorer since the 1993-94 season when Kelly Thames scored 12.2 points per game.
 - Named to 2016 SEC All-Freshman Team after averaging 11.2 points and 4.7 rebounds per game during Mizzou's SEC schedule.

- BLUE SPRINGS SOUTH HIGH SCHOOL:**
- Averaged 20.1 points and 7.8 rebounds per game while shooting 53.4 percent from the floor as a senior.
 - Led South to its first Missouri Class 5 State Championship in school history at Mizzou Arena as a senior.
 - Was a 2015 Missouri Class 5 All-State selection.

- PERSONAL:**
- Son of Kevin and Vicki Puryear.
 - Born Nov. 18, 1996, in New Brunswick, N.J.
 - Grew up dreaming of chance to play at Mizzou.

KEVIN PURYEAR - 2018-19 GAME-BY-GAME

2018-19 SEASON

Opponent	Min	FG-A	3FG-A	FT-A	Reb	PF	A	TO	BLK	STL	Pts
vs Cent. Arkansas (11/06)*	27	1-7	0-3	0-1	10	1	2	1	0	0	2
at Iowa State (11/09)*	29	3-5	1-1	3-4	5	3	1	2	0	1	10
vs Kenn. State (11/16)*	29	6-12	1-4	4-6	6	3	0	1	0	1	17
vs. Oregon State (11/18)*	35	5-10	1-2	6-6	7	1	1	1	0	1	17
vs. Kansas State (11/19)*	26	2-6	1-3	0-0	2	1	1	3	0	0	5
vs Temple (11/27)*	30	6-12	2-4	2-4	6	1	2	1	1	0	16
vs UCF (12/02)*	26	0-6	0-2	0-0	4	1	1	0	0	0	0
vs UT Arlington (12/04)*	20	3-5	1-1	0-0	1	3	1	2	0	1	7
vs Oral Roberts (12/07)*	24	4-8	0-2	4-5	3	1	1	1	0	0	12
vs Xavier (12/18)*	29	1-3	1-2	2-2	5	2	3	3	0	1	5
vs Illinois (12/22)*	30	3-5	2-2	0-2	3	4	4	2	0	0	8
vs More. State (12/29)*	31	3-8	2-4	4-4	8	2	3	1	0	0	12
vs Tennessee (01/08)*	22	4-9	1-2	0-1	5	2	1	2	0	0	9
at S. Carolina (01/13)*	20	3-7	1-1	2-3	4	4	0	2	0	0	9
vs Alabama (01/16)*	18	1-4	0-0	0-0	4	4	1	1	0	0	2
at Texas A&M (01/19)*	25	4-8	0-1	0-0	10	2	0	0	0	0	8
at Arkansas (01/23)*	26	2-8	1-5	2-2	4	1	0	1	0	0	7
vs LSU (01/26)*	25	1-7	0-2	0-1	7	4	1	2	0	1	2
at Auburn (01/30)	14	0-3	0-1	0-0	2	3	0	0	2	0	0
vs Vanderbilt (02/02)*	17	0-5	0-3	0-0	10	2	2	3	0	1	0
at Tennessee (02/05)*	18	3-5	0-1	2-2	6	3	0	0	0	0	8
vs Texas A&M (02/09)*	25	3-7	1-2	0-0	7	0	0	2	0	1	7
vs Arkansas (02/12)*	20	3-5	0-0	2-2	8	4	4	2	0	2	8
at Mississippi (02/16)*	11	2-3	1-1	0-0	2	2	1	3	0	0	5
vs Kentucky (02/19)											
at Florida (02/23)											
at Miss. State (02/26)											
vs S. Carolina (03/02)											
at Georgia (03/06)											
vs Mississippi (03/09)											

PRODUCTIVITY & STREAKS

ACHIEVEMENT	15-16	16-17	17-18	18-19	CAREER
Double-double	1	1	1		3
Scored 10+ points	21	20	12	6	59
Scored 15+ points	7	9	3	3	22
Scored 20+ points	3	3	1		7
Grabbed 5+ reb.	18	24	15	14	71
Grabbed 10+ reb.	1	1	1	3	6
Hit 2+ 3-pointers	3	3	3	3	12
Multiple blocks	0	2	0		2
Multiple steals	3	1	1	1	6
Played 20+ minutes	25	31	27	19	102
Played 30+ minutes	6	16	7	4	33
Played 40+ minutes	0	1	0		1

CAREER STREAK	GAMES	FROM WHEN TO...
Scored 10+ points	7	3-4-17 to 11-20-17
Grabbed 5+ rebounds	11	11-26-16 to 1-10-17
Hit 2+ 3-pointers	3	2-4-17 to 2-11-17
Played 30+ minutes	4	12-29-16 to 1-10-17

#33 CULLEN VANLEER

HT 6-4 **WT** 208 **CL** Senior **POS** Guard **MAJOR** Education **HOMETOWN** Pacific, Mo. **HIGH SCHOOL** Pacific HS



GAME HIGHS	POINTS		3-PT FIELD GOALS MADE		REBOUNDS	
	2017-18	11, vs. Long Beach State, 11-23-17	2017-18	3, vs. Long Beach State, 11-23-17	2017-18	6, vs. Long Beach State, 11-23-17
	Career	16, vs. Auburn, 3-8-17	Career	5, vs. Auburn, 3-8-17	Career	Same
GAME HIGHS	MINUTES		3-PT FIELD GOALS ATTEMPTED		ASSISTS	
	2017-18	27, at Alabama, 1-31-18	2017-18	7, vs. Long Beach State, 11-23-17	2017-18	3, vs. Long Beach State, 11-23-17
	Career	37, Twice	Career	7, 7 times	Career	5, Alabama A&M, 11-13-16
GAME HIGHS	FIELD GOALS MADE		FREE THROWS MADE		BLOCKS	
	2017-18	4, Twice	2017-18	N/A	2017-18	N/A
	Career	5, 3 times	Career	3, NC Central, 11-28-16	Career	1, 8 times
GAME HIGHS	FIELD GOALS ATTEMPTED		FREE THROWS ATTEMPTED		STEALS	
	2017-18	8, vs. Long Beach State, 11-23-17	2017-18	4, Emporia State, 11-20-17	2017-18	2, Twice
	Career	10, NC Central, 11-28-16	Career	4, Twice	Career	3, Twice

SEASON	G-GS	MIN	MPG	FG-A	FG%	3FG-A	3FG%	FT-A	FT%	O	D	REB / AVG	PF	FO	AST / TO	BS / S	TP	AVG.
2015-16	31-3	534	17.2	45-138	.326	30-110	.273	5-8	.625	7	29	36 / 1.2	37	0	24 / 14	1 / 10	125	4.0
2016-17	32-17	759	23.7	58-160	.363	44-132	.333	20-24	.833	6	51	57 / 1.8	66	1	42 / 26	8 / 23	180	5.6
2017-18	31-13	442	14.3	27-74	.365	19-64	.297	0-7	.000	2	41	43 / 1.4	28	0	30 / 21	0 / 13	73	2.4
TOTAL	94-33	1735	18.5	130-372	.349	93-306	.304	25-39	.641	15	121	136 / 1.4	131	1	96 / 61	9 / 46	378	4.0

Will be sidelined for the 2018-19 campaign with a knee injury

HONORS:

- 2015-16 First-Year SEC Academic Honor Roll
- 2016-17 SEC Winter Academic Honor Roll
- 2017-18 SEC Winter Academic Honor Roll

2017-18 (JUNIOR):

- Sustained a season-ending knee injury in Mizzou's regular-season finale against Arkansas (March 3).
- Started 10 straight games before sustaining the injury, with the Tigers posting a 7-3 mark in those games.
- Appeared in 31 games on the year and drew 13 starts, averaging 2.4 points and 1.4 rebounds per game.
- Netted a conference season-high of 10 points at Mississippi State (Jan. 27), shooting a perfect four-for-four from the field and two-for-two from 3-point range.

2016-17 (SOPHOMORE):

- Averaged 5.6 points, 1.8 rebounds and 1.3 assists per game while appearing in all 32 games with 17 starts.
- Ended his 2016-17 campaign with a career-best effort, scoring a career-high 16 points behind a career-best five 3-pointers in the SEC Tournament victory over Auburn (March 8) in Nashville.
- Sank 44 3-pointers to rank third-best on the squad.

2015-16 (FRESHMAN):

- Appeared in all 31 games for Mizzou in his first collegiate campaign, including three starts late in the Tigers' SEC schedule.

PACIFIC HIGH SCHOOL:

- Averaged 23.5 points and 7.3 rebounds per game for Pacific (Mo.) High School as a senior.
- Became the all-time leading scorer in Pacific history, snapping a record that stood since 1954.
- Reached 1,000 career points in just 58 games
- Named Missouri Class 4 Co-Player of the Year.
- Was a MBCA Class 4 All-State selection.
- Added academic all-conference honors as a senior.
- First-team all-conference in golf as a senior.

PERSONAL:

- Son of John and Lori VanLeer.
- Born on May 25, 1996, in Beaufort, Mo.
- Has been a fan of Mizzou Basketball since childhood.
- Has a younger brother named Cameron.
- Avid golfer who sank the first hole-in-one of his golf career on an off day of Mizzou's first week of official 2016-17 practices.

CULLEN VANLEER - 2018-19 GAME-BY-GAME

2018-19 SEASON

Opponent	Min	FG-A	3FG-A	FT-A	Reb	PF	A	TO	BLK	STL	Pts
vs Cent. Arkansas (11/06)				DNP - Injury							
at Iowa State (11/09)				DNP - Injury							
vs Kenn. State (11/16)				DNP - Injury							
vs. Oregon State (11/18)				DNP - Injury							
vs. Kansas State (11/19)				DNP - Injury							
vs Temple (11/27)				DNP - Injury							
vs UCF (12/02)				DNP - Injury							
vs UT Arlington (12/04)				DNP - Injury							
vs Oral Roberts (12/07)				DNP - Injury							
vs Xavier (12/18)				DNP - Injury							
vs Illinois (12/22)				DNP - Injury							
vs More. State (12/29)				DNP - Injury							
vs Tennessee (01/08)				DNP - Injury							
at S. Carolina (01/13)				DNP - Injury							
vs Alabama (01/16)				DNP - Injury							
at Texas A&M (01/19)				DNP - Injury							
at Arkansas (01/23)				DNP - Injury							
vs LSU (01/26)				DNP - Injury							
at Auburn (01/30)				DNP - Injury							
vs Vanderbilt (02/02)				DNP - Injury							
at Tennessee (02/05)				DNP - Injury							
vs Texas A&M (02/09)				DNP - Injury							
vs Arkansas (02/12)				DNP - Injury							
at Mississippi (02/16)				DNP - Injury							
vs Kentucky (02/19)											
at Florida (02/23)											
at Miss. State (02/26)											
vs S. Carolina (03/02)											
at Georgia (03/06)											
vs Mississippi (03/09)											

PRODUCTIVITY & STREAKS

ACHIEVEMENT	15-16	16-17	17-18	CAREER
Scored 10+ points	3	7	2	12
Dished 3+ assists	1	6	1	8
Grabbed 3+ reb.	6	9	4	19
Hit 2+ 3-pointers	7	12	4	23
Multiple steals	3	5	1	9
Played 20+ minutes	9	24	8	41
Played 30+ minutes	2	10	0	12

CAREER STREAK	GAMES	FROM WHEN TO...
Scored 10+ points	2	3-8-17 to 3-9-17
Hit 2+ 3-pointers	2	5 times
Played 30+ minutes	6	11-17-16 to 12-3-16

#42 PARKER BRAUN



HT	WT	CL	POS	MAJOR	HOMETOWN	HIGH SCHOOL
6-8	205	Freshman	Forward	Undecided	Overland Park, Kan.	Blue Valley Northwest HS

BLUE VALLEY NORTHWEST HIGH SCHOOL:

- Averaged 11.6 points, 7.0 rebounds and 2.3 blocked shots per game as a senior at Blue Valley Northwest High School.
- Shot 78 percent from the field and 43 percent from 3-point range as a senior.
- Helped Blue Valley Northwest capture the 2018 Kansas 6A state championship, finishing the season 21-4 on a 17-game winning streak.
- Three-star recruit who played AAU for MoKan Elite alongside Tiger sophomore Jontay Porter.
- Chose to walk-on at Mizzou over scholarship offers from LSU, Nebraska and Illinois, among others.

PERSONAL:

- The son of Lisa and Donny Braun.
- Mother (Lisa), uncle (Mike) and aunt (Lori) all played collegiate basketball at Mizzou.
- Has two brothers, Christian and Landon, who both play basketball.
- Born Jan. 25, 2000, in Kansas City.

#25 BROOKS FORD



HT	WT	CL	POS	MAJOR	HOMETOWN	HIGH SCHOOL
6-0	170	Freshman	Guard	Business	St. Louis, Mo.	De Smet HS

FRESHMAN (2018-19):

- Has appeared in one game on season (Oral Roberts - 12/7).
- Recruited walk-on.

DE SMET HIGH SCHOOL:

- Averaged 8.9 points and shot 32.5 percent from 3-point range and 88.2 percent at the free throw line as a senior at De Smet.

PERSONAL:

- Son of current St. Louis University head coach Travis Ford who played at Mizzou in 1989 and was named to the Big Eight Conference's All-Freshman team. Travis later helped the Kentucky Wildcats reach the 1993 Final Four.

#10 EVAN YERKES



HT	WT	CL	POS	MAJOR	HOMETOWN	HIGH SCHOOL
6-3	180	Freshman	Guard	Business	Tinley Park, Ill.	Andrew High School

FRESHMAN (2018-19):

- Has appeared in one game on season (Oral Roberts - 12/7).
- Recruited walk-on.

ANDREW HIGH SCHOOL:

- Averaged 14 points per game, shooting 41 percent from 3-point range as a senior at Andrew High School.
- Victor J Andrew's all-time leader in 3-pointers made in a game, season, and career.

#32 ADAM WOLF



HT	WT	CL	POS	MAJOR	HOMETOWN	HIGH SCHOOL
6-7	219	Senior	Forward	Communication	Beaver Dam, Wis.	Beaver Dam HS

MIZZOU CAREER:

- Recruited walk-on who has played in one game thus far as a senior (Oral Roberts - 12/7)
- Played 11 minutes in four appearances as a junior, averaging 2.3 points and hitting all three of his 3-point attempts.
- Missed last season's final 18 games with a leg injury.
- Saw time in 10 games as a sophomore, including seven SEC contests.
- Appeared in seven games as a freshman, shooting 4-of-8 from the field for the season with eight total rebounds.

BEAVER DAM HIGH SCHOOL:

- Averaged 17.0 points and 7.5 rebounds per game and led Beaver Dam (Wis.) High School to a 19-win season as a senior.
- Named first team all-state in Wisconsin's Division 2 by the Wisconsin Basketball Coaches Association (WBCA) as a senior.

PERSONAL:

- Born on March 21, 1997, in Milwaukee, Wis.
- Father, John was a walk-on basketball player at Marquette from 1988-90.



GAME-BY-GAME RESULTS

RECORD:	OVERALL	HOME	AWAY	NEUTRAL
ALL GAMES	12-12	8-5	1-6	3-1
CONFERENCE	3-9	2-4	1-5	0-0
NON-CONFERENCE	9-3	6-1	0-1	3-1

DATE	TIME (CT)	OPPONENT	W/L	SCORE	ATTENDANCE	HIGH POINTS	HIGH REBOUNDS
11-6-18	7:00 PM	Central Arkansas	W	68-55	9,436	19, SMITH, Mark	10, PURYEAR, Kevin 10, SMITH, Mark
11-9-18	6:00 PM	Iowa State	L	76-59	14,384	15, SMITH, Mark	7, TILMON, Jeremiah 7, SMITH, Mark
11-16-18	2:00 PM	Kennesaw State	W	55-52	522	17, PURYEAR, Kevin	9, TILMON, Jeremiah
11-18-18	4:30 PM	Oregon State	W	69-63	1,000	21, GEIST, Jordan	7 PURYEAR, Kevin
11-19-18	6:30 PM	Kansas State	L	82-67	2,267	24, GEIST, Jordan	4 (Geist, Tilmon, Puryear, Smith)
11-27-18	8:00 PM	Temple	L	79-77	9,971	19, SMITH, Mark	10, TILMON, Jeremiah
12-2-18	2:00 PM	UCF	W	64-62(ot)	10,067	18, GEIST, Jordan	7, SMITH, Mitchell
12-4-18	7:00 PM	UT Arlington	W	65-45	9,428	12, WATSON, Torrence	12, TILMON, Jeremiah
12-7-18	6:00 PM	Oral Roberts	W	80-64	9,813	14, SMITH, Mark	6, TILMON, Jeremiah
12-18-18	6:00 PM	Xavier	W	71-56	9,785	23, TILMON, Jeremiah	10, TILMON, Jeremiah
12-22-18	7:00 PM	Illinois	W	79-63	16,397	20, GEIST, Jordan	12, TILMON, Jeremiah
12-29-18	1:00 PM	Morehead State	W	75-61	11,458	20, GEIST, Jordan 20, SMITH, Mark	8, PURYEAR, Kevin
1-8-19	6:00 PM	Tennessee	L	87-63	10,165	14, PINSON, Xavier	5, SMITH, Mark 5, PURYEAR, Kevin
1-13-19	12:00 PM	South Carolina	L	85-75	12,747	21, PICKETT, Javon	6, WATSON, Torrence
1-16-19	8 PM	Alabama	L	70-60	8,530	13, PICKETT, Javon 13 SMITH, Mark	8, SMITH, Mark
1-19-19	2:30 PM	Texas A&M	W	66-43	6,396	17, GEIST, Jordan	10, PURYEAR, Kevin
1-23-19	8 PM	Arkansas	L	72-60	13,881	22, SMITH, Mark	7, SMITH, Mark
1-26-19	5 PM	LSU	L	86-80(ot)	11,513	25, GEIST, Jordan	11, GEIST, Jordan
1-30-19	7:30 PM	Auburn	L	92-58	7,212	15, TILMON, Jeremiah	9, GEIST, Jordan
2-2-19	7:30 PM	Vanderbilt	W	77-67	11,091	19, TILMON, Jeremiah	10, PURYEAR, Kevin
2-5-19	8 PM	Tennessee	L	72-60	17,264	12, PICKETT, Javon	8, PINSON, Xavier
2-9-19	5 PM	Texas A&M	L	68-59	11,171	15, PICKETT, Javon	7, PURYEAR, Kevin
2-12-19	8 PM	Arkansas	W	79-78	9,489	21, TILMON, Jeremiah	9, PINSON, Xavier
2-16-19	2:30 PM	Ole Miss	L	75-65	8,246	23, GEIST, Jordan	9, PINSON, Xavier

2018-19 POINTS-REBOUNDS-ASSISTS

			00	01	02	03	04	05	10	13	14	15	23	24	32	42
Opponent	DATE	RESULT	WATSON	PINSON	SANTOS	SUGGS	PICKETT	SMITH, MI	YERKES	SMITH, MA	NIKKO	GEIST	TILMON	PURYEAR	WOLF	BRAUN
UCA	11-06-18	68-55 W	5-2-0	2-1-4	DNP	DNP	7-4-1	6-4-0	DNP	19-10-1	6-0-0	5-5-3	16-5-2	2-10-2	DNP	DNP
IOWA ST.	11-09-18	76-59 L	8-2-2	4-4-2	DNP	0-1-0	5-1-0	6-5-0	DNP	15-7-0	0-1-0	6-1-5	5-7-2	10-5-1	DNP	DNP
KENNESAW ST.	11-16-18	55-52 W	0-1-0	1-1-0	DNP	1-0-1	3-4-3	4-5-1	DNP	7-6-2	2-0-0	8-5-2	12-9-1	17-6-0	DNP	DNP
OREGON ST.	11-18-18	69-63 W	3-1-0	5-2-3	DNP	0-0-0	5-2-1	0-1-0	DNP	6-3-4	6-6-0	21-3-1	6-2-0	17-7-1	DNP	DNP
KANSAS ST.	11-19-18	82-67 L	3-2-1	12-1-1	DNP	0-1-0	4-4-1	0-1-0	DNP	11-4-4	6-2-1	24-4-2	2-4-1	5-2-1	DNP	DNP
TEMPLE	11-27-18	79-77 L	3-1-0	0-0-2	DNP	0-1-0	8-3-2	6-4-0	DNP	19-6-2	0-0-0	11-6-3	14-10-0	16-6-2	DNP	DNP
UCF	12-2-18	64-62(ot) W	0-3-0	6-4-0	DNP	0-0-0	13-4-3	9-7-0	DNP	8-3-1	0-1-0	18-5-1	10-1-1	0-4-1	DNP	DNP
UT Arlington	12-4-18	65-45 W	12-1-0	7-1-1	DNP	DNP	10-5-2	3-6-0	DNP	5-2-1	2-3-0	9-2-3	10-12-1	7-1-1	DNP	DNP
Oral Roberts	12-7-18	80-64 W	12-1-0	11-1-4	0-1-0	2-0-0	3-3-1	0-5-1	0-0-0	14-5-0	2-1-0	12-5-2	12-6-1	12-3-1	0-0-0	DNP
Xavier	12-18-18	71-56 W	3-2-0	2-6-5	DNP	DNP	8-0-0	2-1-0	DNP	13-6-1	2-0-0	13-7-2	23-10-1	5-5-3	DNP	DNP
Illinois	12-22-18	79-63 W	3-1-0	7-1-2	0-0-0	DNP	16-4-1	2-0-0	DNP	5-6-1	2-2-1	20-6-7	16-12-0	8-3-4	DNP	DNP
Morehead State	12-29-18	75-61 W	7-1-0	3-1-3	2-4-0	DNP	3-3-3	2-0-0	DNP	22-7-2	0-1-0	20-5-2	4-2-0	12-8-3	DNP	DNP
Tennessee	1-8-19	87-63 L	1-1-1	14-2-0	7-3-1	0-0-0	7-3-0	0-0-2	DNP	8-5-2	2-0-0	12-4-5	3-1-1	9-5-1	DNP	DNP
South Carolina	1-13-19	85-75 L	7-6-0	0-1-1	2-2-1	0-1-0	21-2-2	0-0-0	DNP	14-4-2	4-4-0	14-1-5	4-0-0	9-4-0	DNP	DNP
Alabama	1-16-19	70-60 L	5-0-0	3-0-1	2-3-0	0-0-0	13-2-1	3-0-1	DNP	13-8-3	2-2-0	9-2-3	8-7-0	2-4-1	DNP	DNP
Texas A&M	1-19-19	66-43 W	5-1-2	DNP	0-2-0	0-3-2	7-2-1	0-0-0	DNP	13-4-2	2-5-1	17-5-3	14-6-0	8-10-0	DNP	DNP
Arkansas	1-23-19	72-60 L	2-0-0	8-2-2	0-4-0	5-1-0	0-0-0	DNP	DNP	22-7-0	0-0-1	7-6-4	9-5-2	7-4-0	DNP	DNP
LSU	1-26-19	86-80(ot) L	0-0-0	8-3-0	4-3-1	9-4-1	13-3-2	0-0-0	DNP	DNP	4-3-1	25-11-2	15-6-0	2-7-1	DNP	DNP
Auburn	1-30-19	92-58 L	10-4-1	11-1-4	0-1-0	0-2-1	4-4-1	2-4-0	DNP	DNP	5-3-0	11-9-0	15-5-0	0-2-0	DNP	DNP
Vanderbilt	2-2-19	77-67 W	12-0-2	9-3-2	0-0-0	3-1-0	12-5-0	5-2-1	DNP	DNP	2-1-0	15-5-6	19-8-1	0-10-2	DNP	DNP
Tennessee	2-5-19	72-60 L	3-0-1	10-8-0	2-0-0	0-1-0	12-3-2	4-5-0	DNP	DNP	2-0-1	11-3-5	8-5-2	8-6-0	DNP	DNP
Texas A&M	2-9-19	68-59 L	12-4-2	5-3-6	0-0-0	0-0-0	15-2-2	0-1-0	DNP	DNP	8-3-0	12-3-4	DNP	7-7-0	DNP	DNP
Arkansas	2-12-19	79-78 W	5-2-1	11-9-3	1-1-0	5-1-0	3-1-3	3-1-1	DNP	DNP	4-3-0	18-5-2	21-5-0	8-8-4	DNP	DNP
Ole Miss	2-16-19	75-65 L	3-0-0	11-9-2	0-3-1	2-2-0	8-4-2	0-0-0	DNP	3-4-0	6-1-0	23-4-1	4-4-1	5-2-1	DNP	DNP

2018-19 GAME-BY-GAME STATS

OPPONENT	DATE	SCORE	W/L	FG	FGA	PCT	3FG	FGA	PCT	FT	FTA	PCT	OFF	DEF	TOT	AVG	PF	A	TO	BLK	STL	PTS	AVG
Mizzou vs. Central Ark.	11-06-18	68-55	W	27	64	.422	8	26	.308	6	13	.462	11	34	45	45.0	15	13	11	2	6	68	68.0
Mizzou at Iowa State	11-09-18	59-76	L	19	44	.432	9	26	.346	12	17	.706	6	29	35	40.0	26	12	25	1	1	59	63.5
Mizzou vs. Kennesaw St.	11-16-18	55-52	W	19	53	.358	3	17	.176	14	20	.700	12	26	38	39.3	17	10	13	2	10	55	60.7
Mizzou vs. Oregon St.	11-18-18	69-63	W	21	55	.382	5	17	.294	22	28	.786	11	20	31	37.2	22	10	9	3	5	69	62.8
Mizzou vs. Kansas St.	11-19-18	67-82	L	23	48	.479	9	15	.600	12	19	.632	8	20	28	35.4	19	12	14	0	3	67	63.6
Mizzou vs. Temple	11-27-18	77-79	L	26	50	.520	11	19	.579	14	20	.700	11	27	38	35.8	14	11	15	1	2	77	65.8
Mizzou vs. UCF	12-2-18	64-62(ot)	W	23	63	.365	12	29	.414	6	11	.545	17	16	33	35.4	21	7	10	0	6	64	65.6
Mizzou vs. UT Arlington	12-4-18	65-45	W	23	52	.442	9	25	.360	10	16	.625	10	25	35	35.4	13	10	14	3	8	65	65.5
Mizzou vs. Oral Roberts	12-17-18	80-64	W	26	54	.481	12	26	.462	16	24	.667	9	25	34	35.2	16	10	10	3	3	80	67.1
Mizzou vs. Xavier	12-18-18	71-56	W	25	63	.397	7	21	.333	7	13	.538	14	24	38	31.9	23	12	13	2	2	64	64.2
Mizzou vs. Illinois	12-22-18	79-63	W	26	58	.448	8	23	.348	11	15	.733	11	27	38	35.5	19	12	13	3	9	71	67.5
Mizzou vs. Morehead St.	12-29-18	75-61	W	19	49	.388	6	19	.316	12	21	.571	8	24	32	31.8	16	12	17	1	5	56	63.4
Mizzou vs. Tennessee	1-9-19	87-63	L	30	58	.517	11	21	.524	8	11	.727	8	29	37	35.6	21	16	13	3	5	79	68.5
Mizzou at South Carolina	1-13-19	85-75	L	24	59	.407	8	29	.276	7	14	.500	9	22	31	31.7	17	6	14	1	4	63	63.4
Mizzou vs. Alabama	1-16-19	70-60	L	25	58	.431	11	31	.355	14	16	.875	9	26	35	35.6	24	13	14	2	6	75	69.1
Mizzou at Texas A&M	1-19-19	66-43	W	20	50	.400	4	19	.211	17	26	.654	10	23	33	31.8	19	7	13	3	3	61	63.2
Mizzou at Arkansas	1-23-19	72-60	L	21	57	.368	8	22	.364	13	20	.650	13	16	29	35.1	19	12	15	3	3	63	68.6
Mizzou vs. LSU	1-26-19	86-80(ot)	L	31	58	.534	7	19	.368	18	21	.857	11	27	38	32.3	19	12	11	6	5	87	65.0
Mizzou at Auburn	1-30-19	92-58	L	24	54	.444	10	23	.435	17	23	.739	16	15	31	34.8	26	11	20	0	3	75	69.1
Mizzou vs. Vanderbilt	2-2-19	77-67	W	25	49	.510	6	19	.316	29	35	.829	10	17	27	31.9	24	12	16	7	8	85	66.4
Mizzou at Tennessee	2-5-19	72-60	L	24	57	.421	7	20	.350	5	10	.500	8	21	29	34.3	17	10	11	0	1	60	68.5
Mizzou vs. Texas A&M	2-9-19	68-59	L	26	55	.473	6	18	.333	12	15	.800	9	28	37	32.3	15	9	10	3	2	70	66.7
Mizzou vs. Arkansas	2-12-19	79-78	W	22	52	.481	8	20	.400	8	10	.800	6	33	39	34.7	22	13	12	1	5	66	68.3
Mizzou at Ole Miss	2-16-19	75-65	L	13	50	.260	4	22	.180	13	25	.520	10	23	33	32.3	14	9	11	5	8	43	65.2
				19	42	.452	10	25	.400	12	17	.706	4	26	30	34.4	21	9	24	0	2	60	67.8
				26	59	.441	10	25	.400	10	16	.625	8	21	29	32.1	20	18	14	0	13	72	65.6
				24	57	.421	6	24	.250	26	33	.788	9	34	43	34.9	29	7	17	2	6	80	68.5
				24	68	.353	9	32	.281	29	37	.784	14	29	43	32.7	27	15	13	3	11	86	66.7
				21	56	.375	7	24	.292	9	15	.600	10	28	38	35.1	20	7	20	3	5	58	67.9
				33	69	.478	16	41	.390	10	16	.625	11	28	39	33.1	20	20	9	5	5	86	68.1
				27	59	.458	7	22	.318	16	24	.667	11	26	37	35.2	17	14	9	2	4	77	68.4
				20	46	.435	7	24	.292	20	26	.769	2	24	26	32.7	20	11	12	4	2	67	68.0
				23	65	.354	8	27	.296	6	8	.750	14	22	36	35.2	13	11	9	2	2	60	68.0
				26	53	.491	5	15	.333	15	19	.789	6	28	34	32.8	11	19	8	9	5	72	68.2
				24	57	.421	8	27	.296	3	4	.750	9	16	25	34.7	16	14	13	2	7	59	67.8
				24	49	.490	6	18	.333	14	17	.824	9	25	34	32.8	11	6	16	2	7	68	68.2
				28	61	.459	9	26	.346	14	18	.778	16	23	39	34.9	22	14	11	4	4	79	68.1
				28	60	.467	5	20	.250	17	23	.739	13	20	33	32.8	17	9	12	3	5	78	68.6
				24	51	.471	8	17	.471	9	12	.750	13	24	37	35.0	22	9	25	1	4	65	68.0
				23	50	.460	9	24	.375	20	23	.870	4	17	21	32.3	19	17	10	3	13	75	68.9

2018-19 TEAM HIGHS / LOWS

MIZZOU TEAM GAME HIGHS

POINTS _____	80 LSU (01/26/19)
_____	80 ORAL ROBERTS (12/07/18)
_____	79 vs Illinois (12/22/18)
_____	77 VANDERBILT (02/02/19)
_____	77 TEMPLE (11/27/18)
FIELD GOALS MADE _____	30 vs Illinois (12/22/18)
_____	27 VANDERBILT (02/02/19)
_____	27 CENTRAL ARKANSAS (11/06/18)
FIELD GOAL ATTEMPTS _____	65 at Tennessee (02/05/19)
_____	64 CENTRAL ARKANSAS (11/06/18)
FIELD GOAL PERCENTAGE _____	.520 (26-50) TEMPLE (11/27/18)
_____	.517 (30-58) vs Illinois (12/22/18)
3 PT FIELD GOALS MADE _____	12 ORAL ROBERTS (12/07/18)
_____	12 UCF (12/02/18)
3 PT FG ATTEMPTS _____	31 MOREHEAD ST. (12/29/18)
_____	29 UCF (12/02/18)
3 PT FG PERCENTAGE _____	.600 (9-15) vs Kansas St (11/19/18)
_____	.579 (11-19) TEMPLE (11/27/18)
FREE THROWS MADE _____	26 LSU (01/26/19)
_____	22 vs Oregon State (11/18/18)
FREE THROW ATTEMPTS _____	33 LSU (01/26/19)
_____	28 vs Oregon State (11/18/18)
FREE THROW PERCENTAGE _____	.875 (14-16) MOREHEAD (12/29/18)
_____	.800 (8-10) at Texas A&M (01/19/19)
REBOUNDS _____	45 CENTRAL ARKANSAS (11/06/18)
_____	43 LSU (01/26/19)
ASSISTS _____	16 vs Illinois (12/22/18)
_____	14 TEXAS A&M (02/09/19)
_____	14 VANDERBILT (02/02/19)
STEALS _____	10 vs Kennesaw State (11/16/18)
_____	9 XAVIER (12/18/18)
BLOCKED SHOTS _____	3 at Auburn (01/30/19)
_____	3 TENNESSEE (01/08/19)
_____	3 vs Illinois (12/22/18)
_____	3 XAVIER (12/18/18)
_____	3 ORAL ROBERTS (12/07/18)
_____	3 UTA (12/04/18)
_____	3 vs Oregon State (11/18/18)
TURNOVERS _____	25 at Iowa State (11/09/18)
_____	24 at Arkansas (01/23/19)
FOULS _____	29 LSU (01/26/19)
_____	26 at South Carolina (1/13/19)
_____	26 at Iowa State (11/09/18)

OPPONENT TEAM GAME HIGHS

POINTS _____	92 at Auburn (01/30/19)
_____	87 TENNESSEE (01/08/19)
_____	86 LSU (01/26/19)
_____	85 at South Carolina (1/13/19)
_____	82 vs Kansas State (11/19/18)
FIELD GOALS MADE _____	33 at Auburn (01/30/19)
_____	33 TEMPLE (11/27/18)
FIELD GOAL ATTEMPTS _____	69 at Auburn (01/30/19)
_____	68 LSU (01/26/19)
FIELD GOAL PERCENTAGE _____	.545 (30-55) vs Kansas St (11/19/18)
_____	.534 (31-58) TENNESSEE (01/08/19)
3 PT FIELD GOALS MADE _____	16 at Auburn (01/30/19)
_____	12 vs Kansas State (11/19/18)
3 PT FG ATTEMPTS _____	41 at Auburn (01/30/19)
_____	32 LSU (01/26/19)
3 PT FG PERCENTAGE _____	.500 (12-24) vs Kansas St (11/19/18)
_____	.500 (4-8) vs Kennesaw St (11/16/18)
FREE THROWS MADE _____	29 LSU (01/26/19)
_____	29 at South Carolina (1/13/19)
FREE THROW ATTEMPTS _____	37 LSU (01/26/19)
_____	35 at South Carolina (1/13/19)
_____	35 at Iowa State (11/09/18)
FREE THROW PERCENTAGE _____	.857 (18-21) TENNESSEE (01/08/19)
_____	.829 (29-35) at South Car (1/13/19)
REBOUNDS _____	43 LSU (01/26/19)
_____	39 at Auburn (01/30/19)
ASSISTS _____	20 at Auburn (01/30/19)
_____	19 at Tennessee (02/05/19)
STEALS _____	13 at Arkansas (01/23/19)
_____	11 LSU (01/26/19)
BLOCKED SHOTS _____	9 at Tennessee (02/05/19)
_____	8 at South Carolina (1/13/19)
_____	8 UCF (12/02/18)
TURNOVERS _____	21 UTA (12/04/18)
_____	17 XAVIER (12/18/18)
_____	17 vs Kennesaw State (11/16/18)
FOULS _____	27 LSU (01/26/19)
_____	24 at South Carolina (1/13/19)
_____	24 vs Oregon State (11/18/18)

MIZZOU TEAM GAME LOWS

POINTS _____	55 vs Kennesaw State (11/16/18)
_____	58 at Auburn (01/30/19)
_____	59 at Iowa State (11/09/18)
_____	59 TEXAS A&M (02/09/19)
_____	60 ALABAMA (01/16/19)
_____	60 at Arkansas (01/23/19)
_____	60 at Tennessee (02/05/19)
FIELD GOALS MADE _____	19 at Iowa State (11/09/18)
_____	19 vs Kennesaw State (11/16/18)
_____	19 at Arkansas (01/23/19)
FIELD GOAL ATTEMPTS _____	42 at Arkansas (01/23/19)
_____	44 at Iowa State (11/09/18)
FIELD GOAL PERCENTAGE _____	.354 (23-65) at Tennessee (02/05/19)
_____	.358 (19-53) vs Kennesaw (11/16/18)
3 PT FIELD GOALS MADE _____	3 vs Kennesaw State (11/16/18)
_____	5 vs Oregon State (11/18/18)
3 PT FG ATTEMPTS _____	15 vs Kansas State (11/19/18)
_____	17 vs Kennesaw State (11/16/18)
_____	17 vs Oregon State (11/18/18)
3 PT FG PERCENTAGE _____	.176 (3-17) vs Kennesaw (11/16/18)
_____	.250 (6-24) LSU (01/26/19)
FREE THROWS MADE _____	3 TEXAS A&M (02/09/19)
_____	5 ALABAMA (01/16/19)
FREE THROW ATTEMPTS _____	4 TEXAS A&M (02/09/19)
_____	8 at Tennessee (02/05/19)
FREE THROW PERCENTAGE _____	.462 (6-13) CENTRAL ARK (11/06/18)
_____	.500 (5-10) ALABAMA (01/16/19)
REBOUNDS _____	25 TEXAS A&M (02/09/19)
_____	28 vs Kansas State (11/19/18)
ASSISTS _____	7 UCF (12/02/18)
_____	7 LSU (01/26/19)
_____	7 at Auburn (01/30/19)
STEALS _____	1 ALABAMA (01/16/19)
_____	2 at Iowa State (11/09/18)
_____	2 TEMPLE (11/27/18)
_____	2 at Arkansas (01/23/19)
_____	2 at Tennessee (02/05/19)
BLOCKED SHOTS _____	0 vs Kansas State (11/19/18)
_____	0 UCF (12/02/18)
_____	0 at South Carolina (1/13/19)
_____	0 ALABAMA (01/16/19)
_____	0 at Arkansas (01/23/19)
TURNOVERS _____	9 vs Oregon State (11/18/18)
_____	9 VANDERBILT (02/02/19)
_____	9 at Tennessee (02/05/19)
_____	13 UTA (12/04/18)
_____	13 at Tennessee (02/05/19)

OPPONENT TEAM GAME LOWS

POINTS _____	43 at Texas A&M (01/19/19)
_____	45 UTA (12/04/18)
_____	52 vs Kennesaw State (11/16/18)
_____	55 CENTRAL ARKANSAS (11/06/18)
_____	56 XAVIER (12/18/18)
FIELD GOALS MADE _____	13 at Texas A&M (01/19/19)
_____	18 UTA (12/04/18)
FIELD GOAL ATTEMPTS _____	40 UCF (12/02/18)
_____	46 UTA (12/04/18)
_____	46 VANDERBILT (02/02/19)
FIELD GOAL PERCENTAGE _____	.260 (13-50) at Texas A&M (01/19/19)
_____	.328 (20-61) CENTRAL ARK (11/06/18)
3 PT FIELD GOALS MADE _____	4 vs Kennesaw State (11/16/18)
_____	4 MOREHEAD ST. (12/29/18)
_____	4 at Texas A&M (01/19/19)
3 PT FG ATTEMPTS _____	8 vs Kennesaw State (11/16/18)
_____	15 at Tennessee (02/05/19)
3 PT FG PERCENTAGE _____	.182 (4-22) at Texas A&M (01/19/19)
_____	.211 (4-19) MOREHEAD ST. (12/29/18)
FREE THROWS MADE _____	4 TEMPLE (11/27/18)
_____	4 UTA (12/04/18)
FREE THROW ATTEMPTS _____	8 CENTRAL ARKANSAS (11/06/18)
_____	8 TEMPLE (11/27/18)
FREE THROW PERCENTAGE _____	.364 (4-11) UTA (12/04/18)
_____	.500 (4-8) TEMPLE (11/27/18)
_____	.500 (7-14) vs Illinois (12/22/18)
REBOUNDS _____	25 TEMPLE (11/27/18)
_____	26 at Iowa State (11/09/18)
_____	26 vs Kansas State (11/19/18)
_____	26 VANDERBILT (02/02/19)
ASSISTS _____	6 vs Illinois (12/22/18)
_____	6 TEXAS A&M (02/09/19)
STEALS _____	2 ORAL ROBERTS (12/07/18)
_____	2 ALABAMA (01/16/19)
_____	2 VANDERBILT (02/02/19)
BLOCKED SHOTS _____	0 TEMPLE (11/27/18)
_____	0 at Arkansas (01/23/19)

TURNOVERS _____	5 TEMPLE (11/27/18)
_____	7 at Iowa State (11/09/18)
FOULS _____	11 at Tennessee (02/05/19)
_____	11 TEXAS A&M (02/09/19)

2018-19 PLAYER HIGHS

MIZZOU 2018-19 INDIVIDUAL GAME HIGHS

Points _____	25 GEIST, Jordan vs LSU (01/26/19)
_____	24 GEIST, Jordan vs Kansas State (11/19/18)
_____	23 TILMON, Jeremiah vs Xavier (12/18/18)
_____	22 SMITH, Mark at Arkansas (01/23/19)
_____	22 SMITH, Mark vs Morehead St. (12/29/18)
Field Goals Made _____	10 TILMON, Jeremiah vs Xavier (12/18/18)
_____	8 SMITH, Mark at Arkansas (01/23/19)
_____	8 TILMON, Jeremiah vs Central Arkansas (11/06/18)
Field Goal Att. _____	18 PICKETT, Javon at Tennessee (02/05/19)
_____	15 PICKETT, Javon vs Alabama (01/16/19)
_____	15 GEIST, Jordan vs Illinois (12/22/18)
_____	15 TILMON, Jeremiah vs Xavier (12/18/18)
_____	15 PICKETT, Javon vs UCF (12/02/18)
_____	15 GEIST, Jordan vs Kansas State (11/19/18)
FG Pct (min 5 made) _____	.875 (7-8) PICKETT, Javon vs Illinois (12/22/18)
_____	.857 (6-7) GEIST, Jordan at Texas A&M (01/19/19)
3-Point FG Made _____	6 SMITH, Mark at Arkansas (01/23/19)
_____	5 GEIST, Jordan vs UCF (12/02/18)
_____	5 SMITH, Mark vs Central Arkansas (11/06/18)
3-Point FG Att. _____	11 SMITH, Mark at Arkansas (01/23/19)
_____	9 WATSON, Torrence vs Texas A&M (02/09/19)
_____	9 SMITH, Mark vs Alabama (01/16/19)
_____	9 SMITH, Mark vs Morehead St. (12/29/18)
3-Pt FG Pct (min 2 made) _____	1.000 (4-4) WATSON, Torrence vs Oral Rob (12/07/18)
_____	1.000 (2-2) PURYEAR, Kevin vs Illinois (12/22/18)
_____	1.000 (2-2) PICKETT, Javon vs Illinois (12/22/18)
_____	1.000 (2-2) SMITH, Mitchell vs UCF (12/02/18)
_____	1.000 (2-2) PINSON, Xavier vs Kansas State (11/19/18)
_____	1.000 (2-2) SMITH, Mark vs Oregon State (11/18/18)
Free Throws Made _____	12 GEIST, Jordan vs Oregon State (11/18/18)
_____	8 GEIST, Jordan vs LSU (01/26/19)
Free Throw Att. _____	15 GEIST, Jordan vs Oregon State (11/18/18)
_____	10 GEIST, Jordan vs LSU (01/26/19)
_____	10 GEIST, Jordan vs Kansas State (11/19/18)
_____	1.000 (6-6) TILMON, Jeremiah vs UTA (12/04/18)
FT Pct (min 3 made) _____	1.000 (6-6) PURYEAR, Kevin vs Oregon State (11/18/18)
_____	1.000 (6-6) GEIST, Jordan vs Kennesaw (11/16/18)
_____	1.000 (5-5) TILMON, Jeremiah vs Vanderbilt (02/02/19)
_____	1.000 (5-5) SMITH, Mark at South Carolina (1/13/19)
Rebounds _____	12 TILMON, Jeremiah vs Illinois (12/22/18)
_____	12 TILMON, Jeremiah vs UTA (12/04/18)
Assists _____	7 GEIST, Jordan vs Illinois (12/22/18)
_____	6 PINSON, Xavier vs Texas A&M (02/09/19)
_____	6 GEIST, Jordan vs Vanderbilt (02/02/19)
Steals _____	3 PINSON, Xavier vs Texas A&M (02/09/19)
_____	3 GEIST, Jordan vs Morehead St. (12/29/18)
_____	3 GEIST, Jordan vs Xavier (12/18/18)
_____	3 GEIST, Jordan vs UCF (12/02/18)
Blocked Shots _____	2 NIKKO, Reed vs Texas A&M (02/09/19)
_____	2 NIKKO, Reed at Auburn (01/30/19)
_____	2 NIKKO, Reed vs LSU (01/26/19)
_____	2 TILMON, Jeremiah vs Illinois (12/22/18)
_____	2 PICKETT, Javon vs Oral Roberts (12/07/18)
_____	2 NIKKO, Reed vs Oregon State (11/18/18)
_____	2 TILMON, Jeremiah vs Kennesaw State (11/16/18)
_____	2 TILMON, Jeremiah vs Central Arkansas (11/06/18)
Turnovers _____	6 PINSON, Xavier at Auburn (01/30/19)
_____	5 GEIST, Jordan at Arkansas (01/23/19)
_____	5 TILMON, Jeremiah at Iowa State (11/09/18)
Fouls _____	5 NIKKO, Reed vs Texas A&M (02/09/19)
_____	5 PICKETT, Javon at Auburn (01/30/19)
_____	5 PINSON, Xavier vs LSU (01/26/19)
_____	5 SUGGS, Ronnie vs LSU (01/26/19)
_____	5 TILMON, Jeremiah at Arkansas (01/23/19)
_____	5 TILMON, Jeremiah at South Carolina (1/13/19)
_____	5 TILMON, Jeremiah vs Tennessee (01/08/19)
_____	5 TILMON, Jeremiah vs Morehead St. (12/29/18)
_____	5 TILMON, Jeremiah vs UTA (12/04/18)
_____	5 SMITH, Mitchell vs UCF (12/02/18)
_____	5 TILMON, Jeremiah vs Kansas State (11/19/18)
_____	5 SMITH, Mark vs Oregon State (11/18/18)
_____	5 TILMON, Jeremiah vs Oregon State (11/18/18)
_____	5 GEIST, Jordan at Iowa State (11/09/18)
Minutes _____	40 GEIST, Jordan vs LSU (01/26/19)
_____	40 GEIST, Jordan vs UCF (12/02/18)
_____	40 SMITH, Mark vs UCF (12/02/18)
_____	39 PICKETT, Javon vs UCF (12/02/18)
_____	37 SMITH, Mark at Arkansas (01/23/19)
_____	37 PICKETT, Javon vs Alabama (01/16/19)

OPPONENT 2018-19 INDIVIDUAL GAME HIGHS

Points _____	28 Trent Frazier vs Illinois (12/22/18)
_____	24 MAYS, Skylar vs LSU (01/26/19)
_____	23 JOE, Isaiah at Arkansas (01/23/19)
_____	22 Dawkins,Aubrey vs UCF (12/02/18)
_____	21 GOODIN, Quentin vs Xavier (12/18/18)
_____	21 WADE, Dean vs Kansas State (11/19/18)
Field Goals Made _____	10 Trent Frazier vs Illinois (12/22/18)
_____	8 Mitchell,Wendell vs Texas A&M (02/09/19)
_____	8 JOE, Isaiah at Arkansas (01/23/19)
_____	8 Nzekwesi, Emmanuel vs Oral Roberts (12/07/18)
_____	8 Rose,Quinton vs Temple (11/27/18)
_____	8 WADE, Dean vs Kansas State (11/19/18)
Field Goal Att. _____	20 Trent Frazier vs Illinois (12/22/18)
_____	17 WATERS, Tremont vs LSU (01/26/19)
_____	17 Alston, Jr.,Shizz vs Temple (11/27/18)
_____	17 Rose,Quinton vs Temple (11/27/18)
_____	17 THOMPSON JR, Stephen vs Oregon State (11/18/18)
FG Pct (min 5 made) _____	1.000 (5-5) Moore,Damion vs Temple (11/27/18)
_____	.800 (8-10) WADE, Dean vs Kansas State (11/19/18)
3-Point FG Made _____	7 JOE, Isaiah at Arkansas (01/23/19)
_____	6 Trent Frazier vs Illinois (12/22/18)
3-Point FG Att. _____	13 Trent Frazier vs Illinois (12/22/18)
_____	12 JOE, Isaiah at Arkansas (01/23/19)
3-Pt FG Pct (min 2 made) _____	1.000 (3-3) Jones, DeAndre vs Central Ark (11/06/18)
_____	1.000 (2-2) Kearns, Sam vs Oral Roberts (12/07/18)
_____	1.000 (2-2) JANKOVIC, Kosta vs Kennesaw (11/16/18)
Free Throws Made _____	12 GRAVETT, Hassani at South Carolina (1/13/19)
_____	10 MAYS, Skylar vs LSU (01/26/19)
Free Throw Att. _____	12 MAYS, Skylar vs LSU (01/26/19)
_____	12 GRAVETT, Hassani at South Carolina (1/13/19)
FT Pct (min 3 made) _____	1.000 (12-12) GRAVETT, Hassani at South Car (1/13/19)
_____	1.000 (9-9) REID, Naz vs LSU (01/26/19)
_____	1.000 (8-8) Weiler-Babb, Nick at Iowa State (11/09/18)
_____	1.000 (7-7) Taylor,B.J. vs UCF (12/02/18)
_____	1.000 (6-6) Bowden, Jordan at Tennessee (02/05/19)
_____	1.000 (6-6) HAASE, Felipe at South Carolina (1/13/19)
_____	1.000 (6-6) Bowden, Jordan vs Tennessee (01/08/19)
_____	1.000 (6-6) Dawkins,Aubrey vs UCF (12/02/18)
_____	1.000 (4-4) HARRIS, Jalen at Arkansas (01/23/19)
_____	1.000 (4-4) Chandler,Jay Jay at Texas A&M (01/19/19)
_____	1.000 (4-4) Ingram, Dazon vs Alabama (01/16/19)
_____	1.000 (4-4) BROWN, Barry vs Kansas State (11/19/18)
_____	1.000 (3-3) Mitchell,Wendell vs Texas A&M (02/09/19)
_____	1.000 (3-3) Starks,TJ vs Texas A&M (02/09/19)
_____	1.000 (3-3) Williams, Grant at Tennessee (02/05/19)
_____	1.000 (3-3) Smith,Collin vs UCF (12/02/18)
Rebounds _____	17 Alexander, Kyle vs Tennessee (01/08/19)
_____	12 OKEKE, Chuma at Auburn (01/30/19)
_____	12 Afiakpui,Ernest vs Temple (11/27/18)
Assists _____	9 WATERS, Tremont vs LSU (01/26/19)
_____	7 Bone, Jordan at Tennessee (02/05/19)
_____	7 LEE, Saben vs Vanderbilt (02/02/19)
Steals _____	4 SMART, Ja'vonte vs LSU (01/26/19)
_____	4 Rose,Quinton vs Temple (11/27/18)
_____	4 Haliburton, Tyrese at Iowa State (11/09/18)
_____	4 Unruh, Thatch vs Central Arkansas (11/06/18)
Blocked Shots _____	6 Fall,Tacko vs UCF (12/02/18)
_____	4 Alexander, Kyle at Tennessee (02/05/19)
_____	4 Nebo,Josh at Texas A&M (01/19/19)
_____	4 SILVA, Chris at South Carolina (1/13/19)
Turnovers _____	6 Starks,TJ vs Texas A&M (02/09/19)
_____	5 JONES, Mason at Arkansas (01/23/19)
_____	5 Schofield, Admiral vs Tennessee (01/08/19)
_____	5 THOMPSON, Ethan vs Oregon State (11/18/18)
_____	5 TINKLE, Tres vs Oregon State (11/18/18)
Fouls _____	5 NESMITH, Aaron vs Vanderbilt (02/02/19)
_____	5 TAYLOR, Marlon vs LSU (01/26/19)
_____	5 DAYS, Darius vs LSU (01/26/19)
_____	5 Turner, Lamonte vs Tennessee (01/08/19)
_____	5 Williams, Grant vs Tennessee (01/08/19)
_____	5 THOMPSON, Ethan vs Oregon State (11/18/18)
_____	5 REICHL, Zach vs Oregon State (11/18/18)
_____	5 Bennett, Khaleem vs Central Arkansas (11/06/18)

INDIVIDUAL LAST TIME...

Player score 25 points _____ Jordan Geist (25) vs. LSU; Jan. 26, 2019

Player score 30 points _____ Kevin Puryear (30) vs. Auburn; March 8, 2017

Player score 35 points _____ Thomas Gardner (40) vs. Kansas; Jan. 16, 2006

Player score 40 points _____ Thomas Gardner (40) vs. Kansas; Jan. 16, 2006

Player grab 15 rebounds _____ Johnathan Williams III (15) vs. Texas A&M; March 14, 2014

Player grab 20 rebounds _____ Curtis Berry (20) vs. Kansas; Jan. 9, 1980

Player record a double-double _____ Jordan Geist vs. LSU; Jan. 26, 2019 (25 p, 11 r)
Two players record a double-double _____ Russell Woods (13 p, 11 r)
 _____ Terrence Phillips (10 p, 10 a) vs. Ole Miss; Jan. 21, 2017

Player record a triple-double _____ Never

Player score 20+ points in back-to-back games _____ Jordan Geist
 _____ (20) Illinois, Dec. 22, 2018; (20) Morehead State, Dec. 29, 2018

Player score 20+ points in back-to-back-to-back games _____ Kassius Robertson
 _____ (21) vs. Auburn, Jan. 24, 2018; (20) at Mississippi State, Jan. 27, 2018; (22) at Alabama, Jan. 31, 2018

Player dish out 10 assists _____ Terrence Phillips (10) vs. Ole Miss; Jan. 21, 2017

Player collect five steals _____ Terrence Phillips (5) vs. Miami (Ohio); Dec. 6, 2016

Player hit five three-point baskets _____ Mark Smith (6) at Arkansas; Jan. 23, 2019

Player record five blocks _____ Jontay Porter (5), at Ole Miss; Feb. 6, 2018

Two players hit five 3-point baskets _____ Jordan Barnett (5), Jordan Geist (5)
 _____ vs. Green Bay, Dec. 9, 2017

Player make 10 free throws _____ Kevin Puryear (10-12) at Auburn; March 4, 2017

Two players score 20 points in a game _____ Jordan Geist (20)
 _____ Mark Smith (22), Morehead State; Dec. 29, 2018

Three players score 20 points in a game _____ Frankie Hughes (24)
 _____ Kevin Puryear (22)
 _____ Terrence Phillips (21) vs. Xavier; Nov. 17, 2016

Two players grab 10 rebounds in a game _____ Mark Smith (10)
 _____ Kevin Puryear (10) vs. Central Arkansas; Nov. 6, 2018

Three players grab 10 rebounds in a game _____ Negus Webster-Chan (11)
 _____ Ernest Ross (10)
 _____ Alex Oriakhi (10) vs. Alcorn State; Nov. 13, 2012

Five players score in double figures _____ Kassius Robertson (22)
 _____ Jordan Geist (17)
 _____ Jordan Barnett (15)
 _____ Kevin Puryear (13)
 _____ Jontay Porter (10), Mississippi State, Feb. 10, 2018

Six players score in double figures _____ Mark Smith (14)
 _____ Jordan Geist (12)
 _____ Jeremiah Tilmon (12)
 _____ Torrence Watson (12)
 _____ Kevin Puryear (12)
 _____ Xavier Pinson (11) vs. Oral Roberts; Dec. 7, 2018

Seven players score in double figures _____ Kim English (20)
 _____ Justin Stafford (16)
 _____ Laurence Bowers (16)
 _____ Marcus Denmon (12)
 _____ Matt Pressey (10)
 _____ Michael Dixon Jr. (10)
 _____ Ricky Krecklow (10) vs. North Alabama; Jan. 5, 2011

TEAM LAST TIME...

Scored 100 points or more _____ Dec. 9, 2017; Mizzou 100, Green Bay 77

Scored less than 50 points _____ Jan. 20, 2018, Texas A&M 60, Mizzou 49

Scored less than 50 points and won _____ Nov. 14, 1997; Mizzou 45, DePaul 42

Allowed 100 points or more _____ Feb. 7, 2011; Kansas 103, Mizzou 86

Held an opponent to less than 40 points _____ Dec. 29, 2015; Mizzou 78, Arkansas-Pine Bluff 25

Held an opponent to less than 50 points _____ Jan. 19, 2019; Mizzou 66, Texas A&M 43

Had 50 rebounds _____ Dec. 16, 2016, vs. North Florida (52)

Had 20 assists _____ Nov. 24, 2017, vs. St. John's (20)

Had 30 assists _____ Dec. 18, 2010, vs. Central Arkansas (33)

Had 10 steals _____ Dec. 19, 2017, Stephen F. Austin (10)

Forced 20 turnovers _____ Dec. 4, 2018, vs. UT Arlington (21)

Held opponent to less than 25 percent shooting _____ Dec. 29, 2015, Arkansas-Pine Bluff (15.4)

Shot better than 60 percent from the field _____ Nov. 13, 2017, vs. Wagner (.681)

Shot better than 70 percent from the field _____ Dec. 6, 1989, vs. Hawaii Loa (.752)

Shot under 30 percent from the field _____ Feb. 28, 2017, vs. Texas A&M (.246)

Shot better than 90 percent from the free throw line _____
 _____ March 8, 2014 at Tennessee (13-for-14, .921)

Attempted 40 free throws _____ Dec. 29, 2016, vs. Lipscomb (41)

Made 10 3-pointers _____ Jan.. 23, 2019, vs. Arkansas (10-of-25)

Made 15 3-pointers _____ March 8, 2017, vs. Auburn (16-for-34)

Attempted 35 3-pointers _____ Dec. 9, 2017, Green Bay (14-for-35)

Won an overtime game _____ Dec. 2, 2018, vs. UCF; Mizzou 64, UCF 62 (OT)

Lost an overtime game _____ Jan. 26, 2019, vs. No. 25 LSU; LSU 86, Mizzou 80 (OT)

Played a double-OT game _____ March 14, 2014; Mizzou 91, Texas A&M 83

Played a triple-overtime game _____ Jan. 13, 2001; Mizzou 112, Iowa State 109 (40T)

Defeated an AP Top 25 team _____ Feb. 3, 2018; Mizzou 69, No. 21 Kentucky 55

Had a 20-point win _____ Jan. 19, 2019; Mizzou 66, Texas A&M 43

Had a 30-point win _____ Dec. 16, 2017; Mizzou 85, North Florida 51

Had a 40-point win _____ Nov. 13, 2017; Mizzou 99, Wagner 55

Had a 50-point win _____ Nov. 13, 2016; Mizzou 99, Alabama A&M 44

Won back-to-back road games _____ Jan. 31, 2018 at Alabama (69-60)
 _____ Feb. 6, 2018 at Ole Miss (75-69)

Won by double digits over an SEC team _____ (10) Feb. 2, 2019 vs. Vanderbilt (77-67)

2018-19 MIZZOU BASKETBALL

Mizzou Combined Team Statistics (as of Feb 16, 2019)

All games

RECORD:	OVERALL	HOME	AWAY	NEUTRAL
ALL GAMES	12-12	8-5	1-6	3-1
CONFERENCE	3-9	2-4	1-5	0-0
NON-CONFERENCE	9-3	6-1	0-1	3-1

##	Player	gp-gs	min	avg	Total		3-Point		F-Throw		Rebounds				Other				pts	avg		
					fg-fga	fg%	3fg-fga	3fg%	ft-fa	ft%	off	def	tot	avg	pf	dq	a	to			blk	stl
15	GEIST, Jordan	24-24	785	32.7	109-255	.427	52-144	.361	71-96	.740	21	91	112	4.7	37	1	75	50	0	25	341	14.2
13	SMITH, Mark	18-17	518	28.8	72-158	.456	49-104	.471	24-31	.774	13	84	97	5.4	45	1	28	26	1	13	217	12.1
23	TILMON, Jeremiah	23-23	561	24.4	100-175	.571	0-1	.000	50-70	.714	49	83	132	5.7	79	8	17	57	18	12	250	10.9
04	PICKETT, Javon	24-24	614	25.6	78-196	.398	28-82	.341	16-31	.516	25	43	68	2.8	57	1	35	37	3	16	200	8.3
24	PURYEAR, Kevin	24-23	577	24.0	63-158	.399	17-49	.347	33-45	.733	41	88	129	5.4	51	0	30	37	1	10	176	7.3
01	PINSON, Xavier	23-4	417	18.1	45-107	.421	20-49	.408	40-53	.755	19	45	64	2.8	42	1	49	49	0	14	150	6.5
00	WATSON, Torrence	24-3	491	20.5	42-125	.336	27-87	.310	13-21	.619	8	26	34	1.4	38	0	13	23	3	5	124	5.2
14	NIKKO, Reed	24-1	252	10.5	29-51	.569	0-0	.000	11-17	.647	20	22	42	1.8	42	1	6	18	12	6	69	2.9
05	SMITH, Mitchell	23-0	270	11.7	19-45	.422	7-18	.389	12-16	.750	15	38	53	2.3	31	1	6	19	5	6	57	2.5
03	SUGGS, Ronnie	19-0	157	8.3	6-26	.231	3-13	.231	12-19	.632	5	14	19	1.0	20	1	5	9	0	2	27	1.4
02	SANTOS, K.J.	15-1	195	13.0	9-29	.310	1-5	.200	1-5	.200	5	22	27	1.8	26	0	3	14	0	2	20	1.3
25	FORD, Brooks	1-0	2	2.0	0-0	.000	0-0	.000	0-0	.000	0	0	0	0.0	0	0	0	0	0	0	0	0.0
10	YERKES, Evan	1-0	2	2.0	0-0	.000	0-0	.000	0-0	.000	0	0	0	0.0	0	0	0	1	0	0	0	0.0
32	WOLF, Adam	1-0	2	2.0	0-0	.000	0-0	.000	0-0	.000	0	0	0	0.0	0	0	0	0	0	0	0	0.0
55	GUESS, Christian	1-0	7	7.0	0-0	.000	0-0	.000	0-0	.000	0	0	0	0.0	3	0	0	0	0	0	0	0.0
Team											31	32	63				10					
Total.....		24	4850		572-1325	.432	204-552	.370	283-404	.700	252	588	840	35.0	471	15	267	350	43	111	1631	68.0
Opponents.....		24	4849		572-1315	.435	175-537	.326	334-477	.700	212	564	776	32.3	435	-	296	301	82	148	1653	68.9

TEAM STATISTICS	MIZ	OPP	Date	Opponent	Score	Att.
SCORING	1631	1653	11/06/18	CENTRAL ARKANSAS	w 68-55	9436
Points per game	68.0	68.9	11/09/18	at Iowa State	L 59-76	14384
Scoring margin	-0.9	-	11/16/18	vs Kennesaw State	w 55-52	522
FIELD GOALS-ATT	572-1325	572-1315	11/18/18	vs Oregon State	w 69-63	0
Field goal pct	.432	.435	11/19/18	vs Kansas State	L 67-82	2274
3 POINT FG-ATT	204-552	175-537	11/27/18	TEMPLE	L 77-79	9971
3-point FG pct	.370	.326	12/02/18	UCF	Wot 64-62	10067
3-pt FG made per game	8.5	7.3	12/04/18	UTA	w 65-45	9428
FREE THROWS-ATT	283-404	334-477	12/07/18	ORAL ROBERTS	w 80-64	9813
Free throw pct	.700	.700	12/18/18	XAVIER	w 71-56	9785
F-Throws made per game	11.8	13.9	12/22/18	vs Illinois	w 79-63	16397
REBOUNDS	840	776	12/29/18	MOREHEAD ST.	w 75-61	11458
Rebounds per game	35.0	32.3	* 01/08/19	TENNESSEE	L 63-87	10165
Rebounding margin	+2.7	-	* 1/13/19	at South Carolina	L 75-85	12747
ASSISTS	267	296	* 01/16/19	ALABAMA	L 60-70	8530
Assists per game	11.1	12.3	* 01/19/19	at Texas A&M	w 66-43	6396
TURNOVERS	350	301	* 01/23/19	at Arkansas	L 60-72	13881
Turnovers per game	14.6	12.5	* 01/26/19	LSU	Lot 80-86	11513
Turnover margin	-2.0	-	* 01/30/19	at Auburn	L 58-92	7213
Assist/turnover ratio	0.8	1.0	* 02/02/19	VANDERBILT	w 77-67	11091
STEALS	111	148	* 02/05/19	at Tennessee	L 60-72	17264
Steals per game	4.6	6.2	* 02/09/19	TEXAS A&M	L 59-68	11171
BLOCKS	43	82	* 02/12/19	ARKANSAS	w 79-78	9489
Blocks per game	1.8	3.4	* 2-16-19	at Ole Miss	L 65-75	8248
ATTENDANCE	131917	99326				
Home games-Avg/Game	13-10147	7-11448				* - Conference game
Neutral site-Avg/Game	-	4-4798				

Score by Periods	1st	2nd	OT	Totals
Mizzou	795	820	16	1631
Opponents	747	886	20	1653

2018-19 MIZZOU BASKETBALL

Mizzou Combined Team Statistics (as of Feb 16, 2019)

Conference games only

RECORD:	OVERALL	HOME	AWAY	NEUTRAL
ALL GAMES	3-9	2-4	1-5	0-0
CONFERENCE	3-9	2-4	1-5	0-0
NON-CONFERENCE	0-0	0-0	0-0	0-0

#	Player	gp-gs	min	avg	Total		3-Point		F-Throw		Rebounds				pf	dq	a	to	blk	stl	pts	avg		
					fg-fga	fg%	3fg-fga	3fg%	ft-fa	ft%	off	def	tot	avq										
15	GEIST, Jordan	12-12	407	33.9	58-130	.446	27-79	.342	31-45	.689	12	46	58	4.8	16	0	42	28	0	8	174	14.5		
13	SMITH, Mark	6-5	164	27.3	24-53	.453	19-39	.487	6-6	1.000	4	28	32	5.3	15	0	9	12	0	4	73	12.2		
23	TILMON, Jeremiah	11-11	271	24.6	47-81	.580	0-1	.000	26-36	.722	20	32	52	4.7	37	4	7	24	7	4	120	10.9		
04	PICKETT, Javon	12-12	333	27.8	45-114	.395	15-46	.326	10-16	.625	10	21	31	2.6	33	1	17	20	0	8	115	9.6		
01	PINSON, Xavier	11-4	228	20.7	26-59	.441	11-24	.458	27-34	.794	12	29	41	3.7	19	1	21	27	0	7	90	8.2		
24	PURYEAR, Kevin	12-11	241	20.1	26-71	.366	5-19	.263	8-11	.727	23	46	69	5.8	28	0	10	19	0	5	65	5.4		
00	WATSON, Torrence	12-3	268	22.3	22-70	.314	12-47	.255	9-13	.692	4	14	18	1.5	23	0	10	15	0	3	65	5.4		
14	NIKKO, Reed	12-1	136	11.3	16-31	.516	0-0	.000	9-11	.818	13	12	25	2.1	23	1	4	9	9	3	41	3.4		
03	SUGGS, Ronnie	12-0	110	9.2	6-19	.316	3-9	.333	9-13	.692	5	11	16	1.3	16	1	4	9	0	1	24	2.0		
05	SMITH, Mitchell	11-0	104	9.5	6-14	.429	3-9	.333	2-4	.500	5	9	14	1.3	11	0	4	7	4	3	17	1.5		
02	SANTOS, K.J.	12-1	163	13.6	8-26	.308	1-4	.250	1-5	.200	4	18	22	1.8	23	0	3	10	0	0	18	1.5		
Team											17	18	35					6						
Total.....		12	2425		284-668	.425	96-277	.347	138-194	.711	129	284	413	34.4	244	8	131	186	20	46	802	66.8		
Opponents.....		12	2425		299-666	.449	90-277	.325	207-273	.758	107	287	394	32.8	217	-	164	142	51	84	895	74.6		

TEAM STATISTICS	MIZ	OPP	Date	Opponent	Score	Att.	
SCORING	802	895	* 01/08/19	TENNESSEE	L 63-87	10165	
Points per game	66.8	74.6	* 1/13/19	at South Carolina	L 75-85	12747	
Scoring margin	-7.7	-	* 01/16/19	ALABAMA	L 60-70	8530	
FIELD GOALS-ATT	284-668	299-666	* 01/19/19	at Texas A&M	w 66-43	6396	
Field goal pct	.425	.449	* 01/23/19	at Arkansas	L 60-72	13881	
3 POINT FG-ATT	96-277	90-277	* 01/26/19	LSU	Lot 80-86	11513	
3-point FG pct	.347	.325	* 01/30/19	at Auburn	L 58-92	7213	
3-pt FG made per game	8.0	7.5	* 02/02/19	VANDERBILT	w 77-67	11091	
FREE THROWS-ATT	138-194	207-273	* 02/05/19	at Tennessee	L 60-72	17264	
Free throw pct	.711	.758	* 02/09/19	TEXAS A&M	L 59-68	11171	
F-Throws made per game	11.5	17.3	* 02/12/19	ARKANSAS	w 79-78	9489	
REBOUNDS	413	394	* 2-16-19	at Ole Miss	L 65-75	8248	
Rebounds per game	34.4	32.8					
Rebounding margin	+1.6	-	* - Conference game				
ASSISTS	131	164					
Assists per game	10.9	13.7					
TURNOVERS	186	142					
Turnovers per game	15.5	11.8					
Turnover margin	-3.7	-					
Assist/turnover ratio	0.7	1.2					
STEALS	46	84					
Steals per game	3.8	7.0					
BLOCKS	20	51					
Blocks per game	1.7	4.3					
ATTENDANCE	61959	65749					
Home games-Avg/Game	6-10326	6-10958					
Neutral site-Avg/Game	-	0-0					

Score by Periods	1st	2nd	OT	Totals
Mizzou	397	396	9	802
Opponents	393	487	15	895

Official Basketball Box Score -- Game Totals -- Final Statistics
Central Arkansas vs Mizzou
11/06/18 7 p.m. at Mizzou Arena

Central Arkansas 55 • 0-1

#	Player	Total			3-Ptr			Rebounds			PF	TP	A	TO	Blk	Stl	Min
		FG-FGA	FG-FGA	FT-FTA	FG-FGA	FG-FGA	FT-FTA	Off	Def	Tot							
00	Shittu, SK	* 1-7	0-1	0-0	1	3	4	1	2	0	2	1	0	0	0	14	
04	Bennett, Khaleem	* 1-4	0-1	1-2	2	0	2	5	3	2	1	0	1	0	22		
15	Koval, Hayden	* 1-7	0-2	1-2	0	3	3	2	3	1	1	0	0	0	30		
25	Unruh, Thatch	* 1-6	1-3	1-2	1	1	2	3	4	2	1	0	0	4	24		
55	Jones, DeAndre	* 5-9	3-3	1-1	0	5	5	3	14	1	4	0	1	0	25		
03	Weidenaar, Aaron	0-4	0-3	0-0	0	1	1	1	0	0	0	1	0	0	10		
14	Kayouloud, Eddy	7-13	4-8	1-1	1	5	6	0	19	0	0	0	0	0	26		
20	Mondesir, Matthew	2-3	0-1	0-0	0	6	6	0	4	4	2	0	0	0	24		
22	Schmit, Tanner	2-6	2-4	0-0	1	3	4	1	6	0	0	0	0	0	14		
24	Chatham, Jared	0-2	0-1	0-0	0	1	1	0	0	0	2	1	0	0	9		
33	Grant, Jordan	0-0	0-0	0-0	0	0	0	0	0	0	0	0	0	0	2		
Team					1	3	4										
Totals		20-61	10-27	5-8	7	31	38	16	55	10	13	3	6	200			

FG % 1st Half: 8-30 26.7% 2nd half: 12-31 38.7% Game: 20-61 32.8%
 3FG % 1st Half: 4-11 36.4% 2nd half: 6-16 37.5% Game: 10-27 37.0%
 FT % 1st Half: 0-0 0.0% 2nd half: 5-8 62.5% Game: 5-8 62.5%

Deadball Rebounds 4,1

Mizzou 68 • 1-0

#	Player	Total			3-Ptr			Rebounds			PF	TP	A	TO	Blk	Stl	Min
		FG-FGA	FG-FGA	FT-FTA	FG-FGA	FG-FGA	FT-FTA	Off	Def	Tot							
04	PICKETT, Javon	* 2-5	2-3	1-2	1	3	4	1	7	1	2	0	1	25			
13	SMITH, Mark	* 6-9	5-8	2-2	0	10	10	2	19	1	1	0	1	26			
15	GEIST, Jordan	* 2-10	0-6	1-2	0	5	5	3	5	3	2	0	1	30			
23	TILMON, Jeremiah	* 8-14	0-0	0-1	4	1	5	4	16	2	2	2	2	26			
24	PURYEAR, Kevin	* 1-7	0-3	0-1	2	8	10	1	2	2	1	0	0	27			
00	WATSON, Torrence	2-6	1-4	0-2	0	2	2	0	5	0	0	0	0	24			
01	PINSON, Xavier	1-5	0-1	0-0	1	0	1	1	2	4	2	0	1	15			
05	SMITH, Mitchell	2-5	0-1	2-2	1	3	4	3	6	0	0	0	0	22			
14	NIKKO, Reed	3-3	0-0	0-1	0	0	0	0	6	0	0	0	0	5			
Team					2	2	4										
Totals		27-64	8-26	6-13	11	34	45	15	68	13	11	2	6	200			

FG % 1st Half: 12-37 32.4% 2nd half: 15-27 55.6% Game: 27-64 42.2%
 3FG % 1st Half: 5-17 29.4% 2nd half: 3-9 33.3% Game: 8-26 30.8%
 FT % 1st Half: 1-3 33.3% 2nd half: 5-10 50.0% Game: 6-13 46.2%

Deadball Rebounds 1

Officials: Anthony Jordan, Gerald Williams, Rusty Phillips
 Technical fouls: Central Arkansas-None. Mizzou-None.
 Attendance: 9436

Score by periods	1st	2nd	Total
Central Arkansas	20	35	55
Mizzou	30	38	68

Last FG - UCA 2nd-00:01, MIZ 2nd-00:42.
 Largest lead - UCA by 2 1st-19:38, MIZ by 17 2nd-16:50.
 UCA led for 01:22. MIZ led for 37:39. Game was tied for 00:48.

Score tied - 1 time.
 Lead changed - 3 times.

Official Basketball Box Score -- Game Totals -- Final Statistics
Missouri vs Iowa State
11/09/18 6:06 p.m. at Hilton Coliseum - Ames, Iowa

Missouri 59 • 1-1

#	Player	Total			3-Ptr			Rebounds			PF	TP	A	TO	Blk	Stl	Min
		FG-FGA	FG-FGA	FT-FTA	FG-FGA	FG-FGA	FT-FTA	Off	Def	Tot							
04	PICKETT, Javon	* 1-3	1-3	2-2	0	1	1	2	5	0	4	0	0	18			
13	SMITH, Mark	* 5-12	3-8	2-3	2	5	7	3	15	0	0	0	1	34			
15	GEIST, Jordan	* 2-5	2-4	0-0	0	1	1	5	6	5	3	0	0	29			
23	TILMON, Jeremiah	* 1-4	0-0	3-4	1	6	7	2	5	2	5	1	0	24			
24	PURYEAR, Kevin	* 3-5	1-1	3-4	0	5	3	10	1	2	0	1	0	29			
00	WATSON, Torrence	3-8	1-6	1-2	0	2	4	8	2	1	0	0	0	23			
01	PINSON, Xavier	1-4	1-4	1-2	0	4	4	2	4	2	4	0	0	16			
03	SUGGS, Ronnie	0-0	0-0	0-0	0	1	1	0	0	0	0	0	0	6			
05	SMITH, Mitchell	3-3	0-0	0-0	1	4	5	3	6	0	4	0	0	16			
14	NIKKO, Reed	0-0	0-0	0-0	1	0	1	2	0	2	0	0	0	5			
Team					1	0	1										
Totals		19-44	9-26	12-17	6	29	35	26	59	12	25	1	2	200			

FG % 1st Half: 10-21 47.6% 2nd half: 9-23 39.1% Game: 19-44 43.2%
 3FG % 1st Half: 4-13 30.8% 2nd half: 5-13 38.5% Game: 9-26 34.6%
 FT % 1st Half: 1-3 33.3% 2nd half: 11-14 78.6% Game: 12-17 70.6%

Deadball Rebounds 2

Iowa State 76 • 2-0

#	Player	Total			3-Ptr			Rebounds			PF	TP	A	TO	Blk	Stl	Min
		FG-FGA	FG-FGA	FT-FTA	FG-FGA	FG-FGA	FT-FTA	Off	Def	Tot							
01	Weiler-Babb, Nick	* 4-9	0-1	8-8	0	3	3	2	16	6	0	0	2	39			
03	Shayok, Marial	* 5-12	2-6	8-9	1	3	4	4	20	1	0	1	0	24			
11	Horton-Tucker, Talen	* 2-8	2-5	6-8	0	3	3	2	12	0	2	0	1	33			
12	Jacobson, Michael	* 6-9	1-2	2-7	3	3	6	1	15	1	3	0	1	33			
22	Haliburton, Tyrese	* 3-6	2-5	0-0	0	3	3	3	8	2	0	2	4	40			
00	Griffin, Zion	2-5	1-4	0-1	1	3	4	1	5	0	0	0	1	15			
04	Condit IV, George	0-0	0-0	0-2	0	0	0	3	0	2	0	0	0	7			
24	Lewis, Terrence	0-2	0-2	0-0	0	0	0	1	0	0	0	0	0	9			
Team					0	3	3										
Totals		22-51	8-25	24-35	5	21	26	17	76	10	7	3	9	200			

FG % 1st Half: 12-29 41.4% 2nd half: 10-22 45.5% Game: 22-51 43.1%
 3FG % 1st Half: 6-15 40.0% 2nd half: 2-10 20.0% Game: 8-25 32.0%
 FT % 1st Half: 4-9 44.4% 2nd half: 20-26 76.9% Game: 24-35 68.6%

Deadball Rebounds 6,1

Officials: Doug Simons, Brent Hampton, Kerby Stiton
 Technical fouls: Missouri-None. Iowa State-None.
 Attendance: 14384
 Fouled out: Missouri: #15 Geist @ 6:20 (2)
 ISU Jacobson Flagrant-1 @ 19:06 (2)

Score by periods	1st	2nd	Total
Missouri	25	34	59
Iowa State	34	42	76

Last FG - MIZ 2nd-01:43, ISU 2nd-01:59.
 Largest lead - MIZ by 4 1st-10:55, ISU by 21 2nd-04:52.
 MIZ led for 08:15. ISU led for 26:55. Game was tied for 04:50.

Score tied - 5 times.
 Lead changed - 4 times.

Official Basketball Box Score -- Game Totals -- Final Statistics
Kennesaw State vs Missouri
11/16/18 4:15 p.m.AST at St. Thomas, U.S. Virgin Islands

Kennesaw State 52 • 1-3

#	Player	Total			3-Ptr			Rebounds			PF	TP	A	TO	Blk	Stl	Min
		FG-FGA	FG-FGA	FT-FTA	FG-FGA	FG-FGA	FT-FTA	Off	Def	Tot							
24	LOCKLEY, Bryson	f 1-5	0-0	3-5	0	2	2	2	5	0	2	0	2	32			
33	JANKOVIC, Kosta	f 5-10	2-2	1-2	3	4	7	2	13	2	4	0	2	34			
04	HOOKER, Tyler	g 4-14	2-6	3-5	0	3	3	2	13	2	3	1	1	33			
05	MBUYAMBA, Isaac	g 0-0	0-0	0-0	2	7	9	2	0	1	1	1	0	20			
11	CLARKE, Kyle	g 5-13	0-0	0-0	1	3	4	4	10	3	2	0	1	29			
00	PARKER, Bobby	1-3	0-0	2-2	2	3	5	0	4	0	2	0	0	18			
13	WASHINGTON, CJ	1-3	0-0	0-2	1	1	2	1	2	1	2	0	0	7			
23	SPENCER, Antonio	0-0	0-0	0-2	1	0	2	1	0	0	1	1	0	14			
45	AGOSTINI, Pietro	2-3	0-0	1-2	0	1	1	4	5	0	0	0	1	14			
Team					2	0	2										
Totals		19-51	4-8	10-18	11	26	37	18	52	9	17	3	6	200			

FG % 1st Half: 13-26 50.0% 2nd half: 6-25 24.0% Game: 19-51 37.3%
 3FG % 1st Half: 3-5 60.0% 2nd half: 1-3 33.3% Game: 4-8 50.0%
 FT % 1st Half: 3-7 42.9% 2nd half: 7-11 63.6% Game: 10-18 55.6%

Deadball Rebounds 3

Missouri 55 • 2-1

#	Player	Total			3-Ptr			Rebounds			PF	TP	A	TO	Blk	Stl	Min
		FG-FGA	FG-FGA	FT-FTA	FG-FGA	FG-FGA	FT-FTA	Off	Def	Tot							
15	GEIST, Jordan	f 1-7	0-3	6-6	0	5	5	0	8	2	3	0	1	32			
23	TILMON, Jeremiah	f 6-14	0-0	0-0	4	5	9	1	12	1	2	2	0	34			
24	PURYEAR, Kevin	c 6-12	1-4	4-6	3	3	6	3	17	0	1	0	1	29			
04	PICKETT, Javon	g 1-4	1-3	0-2	2	2	4	2	3	3	1	0	1	23			
13	SMITH, Mark	g 3-9	1-4	0-0	1	5	6	1	7	2	0	0	1	32			
00	WATSON, Torrence	0-3	0-1	0-0	0	1	1	3	0	0	1	0	1	16			
01	PINSON, Xavier	0-0	0-0	1-2	0	1	1	2	1	0	2	0	0	5			
03	SUGGS, Ronnie	0-2	0-2	1-2	0	0	0	2	1	1	0	0	1	11			
05	SMITH, Mitchell	1-1	0-0	2-2	1	4	5	1	4	1	1	0	1	14			
14	NIKKO, Reed	1-1	0-0	0-0	0	0	0	2	2	0	1	0	1	4			
Team					1	0	1										

Official Basketball Box Score -- Game Totals -- Final Statistics
Missouri vs Kansas State
11/19/18 8:30 p.m. AST at St. Thomas, U.S. Virgin Islands

Missouri 67 • 3-2

#	Player	Total		3-Ptr		Rebounds			PF	TP	A	TO	Blk	Stl	Min
		FG	FGA	FG	FGA	FT	FTA	Off							
15	GEIST, Jordan	r	7-15	3-4	7-10	2	2	4	0	24	2	4	0	1	31
23	TILMON, Jeremiah	r	1-2	0-0	0-0	0	4	4	5	2	1	4	0	1	24
24	PURYEAR, Kevin	r	2-6	1-3	0-0	1	1	2	1	5	1	3	0	0	26
04	PICKETT, Javon	g	2-4	0-0	1-1	2	2	4	2	4	1	1	0	0	18
13	SMITH, Mark	g	3-7	2-4	3-6	0	4	4	3	11	4	0	0	1	23
00	WATSON, Torrence	g	1-3	1-2	0-0	0	2	2	0	3	1	0	0	0	17
01	PINSON, Xavier	g	4-6	2-2	2-2	0	1	1	3	12	1	1	0	0	23
03	SUGGS, Ronnie	g	0-1	0-0	0-0	0	1	1	1	0	0	0	0	0	8
05	SMITH, Mitchell	g	0-0	0-0	0-0	0	0	0	0	0	0	0	0	0	5
14	NIKKO, Reed	g	3-4	0-0	0-0	1	1	2	1	6	1	0	0	0	18
55	GUEST, Christian	g	0-0	0-0	0-0	0	0	0	3	0	0	0	0	0	7
Team						1	2	3							
Totals			23-48	9-15	12-19	8	20	28	19	67	12	14	0	3	200

FG % 1st Half: 10-24 41.7% 2nd half: 13-24 54.2% Game: 23-48 47.9%
 3FG % 1st Half: 3-7 42.9% 2nd half: 6-8 75.0% Game: 9-15 60.0%
 FT % 1st Half: 4-7 57.1% 2nd half: 8-12 66.7% Game: 12-19 63.2%

Kansas State 82 • 5-0

#	Player	Total		3-Ptr		Rebounds			PF	TP	A	TO	Blk	Stl	Min
		FG	FGA	FG	FGA	FT	FTA	Off							
14	MAWIEN, Makol	r	3-6	0-0	0-0	3	0	3	4	6	1	0	0	1	11
20	SNEED, Xavier	r	4-11	3-7	2-3	0	6	6	2	13	1	0	0	1	37
32	WADE, Dean	r	8-10	4-6	1-1	0	5	5	1	21	4	1	0	0	36
03	STOKES, Kamau	g	4-9	2-5	0-0	0	1	1	3	10	3	1	0	1	28
05	BROWN, Barry	g	7-13	1-3	4-4	0	6	6	3	19	6	2	1	1	37
00	McGUIRL, Mike	g	0-0	0-0	0-0	0	0	0	0	0	0	0	0	0	7
01	NEAL-WILLIAMS, Shau	g	0-1	0-0	3-4	1	0	1	0	3	0	0	0	0	5
02	DIARRA, Cartier	g	3-4	2-3	0-0	0	0	0	4	8	2	2	0	1	20
21	LOVE, James	g	0-0	0-0	0-0	0	0	0	0	0	0	0	0	0	1
23	TRICE, Austin	g	0-0	0-0	0-1	1	0	1	1	0	0	0	1	0	7
24	MCATEE, Pierson	g	0-0	0-0	0-0	0	1	1	0	0	0	0	0	0	1
34	STOCKARD, Levi	g	1-1	0-0	0-0	0	0	0	2	2	0	2	0	0	9
45	SHADD, Nigel	g	0-0	0-0	0-0	0	0	0	0	0	0	0	0	0	1
Team						1	1	2							
Totals			30-55	12-24	10-13	6	20	26	20	82	17	9	2	5	200

FG % 1st Half: 15-28 53.6% 2nd half: 15-27 55.6% Game: 30-55 54.5%
 3FG % 1st Half: 8-14 57.1% 2nd half: 4-10 40.0% Game: 12-24 50.0%
 FT % 1st Half: 2-3 66.7% 2nd half: 8-10 80.0% Game: 10-13 76.9%

Officials: Wally Rutecki, A.J. Desai, Tim Corner
 Technical fouls: Missouri-None. Kansas State-None.
 Attendance: 2274
 2018 U.S. Virgin Islands Paradise Jam Basketball Tournament
 CHAMPIONSHIP GAME
 PRESENTED BY BASKETBALL TRAVELERS

Score by periods	1st	2nd	Total
Missouri	27	40	67
Kansas State	40	42	82

Last FG - MIZ 2nd-00:40, KS 2nd-02:21.
 Largest lead - MIZ None, KS by 22 2nd-12:50.
 MIZ led for 00:00. KS led for 36:28. Game was tied for 03:32.

Official Basketball Box Score -- Game Totals -- Final Statistics
Temple vs Mizzou
11/27/18 8 p.m. at Mizzou Arena

Temple 79 • 6-1

#	Player	Total		3-Ptr		Rebounds			PF	TP	A	TO	Blk	Stl	Min
		FG	FGA	FG	FGA	FT	FTA	Off							
01	Rose,Quinton	*	8-17	1-6	1-3	0	1	1	1	18	3	1	0	4	36
10	Alston, Jr.,Shizz	*	5-17	2-8	3-5	0	0	0	0	15	6	0	0	1	34
15	Pierre-Louis,Nate	*	3-7	1-4	0-0	0	2	2	3	7	1	1	0	0	25
22	Perry,DeVondre	*	4-5	3-4	0-0	0	4	4	2	11	1	0	0	2	32
24	Aflakpui,Ernest	*	4-7	0-0	0-0	5	7	12	4	8	2	1	0	0	25
00	Moore II,Alani	*	2-4	1-3	0-0	0	0	0	1	5	4	1	0	0	22
04	Moorman II,J.P.	*	2-2	1-1	0-0	0	0	0	2	5	1	0	0	1	13
23	Moore,Damion	*	5-5	0-0	0-0	1	2	3	4	10	0	1	0	0	13
Team						2	1	3							
Totals			33-64	9-26	4-8	8	17	25	17	79	18	5	0	8	200

FG % 1st Half: 18-39 46.2% 2nd half: 15-25 60.0% Game: 33-64 51.6%
 3FG % 1st Half: 6-18 33.3% 2nd half: 3-8 37.5% Game: 9-26 34.6%
 FT % 1st Half: 0-0 0.0% 2nd half: 4-8 50.0% Game: 4-8 50.0%

Mizzou 77 • 3-3

#	Player	Total		3-Ptr		Rebounds			PF	TP	A	TO	Blk	Stl	Min
		FG	FGA	FG	FGA	FT	FTA	Off							
04	PICKETT, Javon	*	3-5	1-2	1-2	0	3	3	3	8	2	1	0	1	26
13	SMITH, Mark	*	7-10	3-5	2-2	2	4	6	2	19	2	1	0	0	35
15	GEIST, Jordan	*	4-10	3-5	0-0	1	5	6	3	11	3	4	0	1	26
23	TILMON, Jeremiah	*	4-8	0-0	6-8	6	4	10	3	14	0	1	0	0	30
24	PURYEAR, Kevin	*	6-12	2-4	2-4	2	4	6	1	16	2	1	1	0	30
00	WATSON, Torrence	*	1-2	1-1	0-0	0	1	1	0	3	0	2	0	0	14
01	PINSON, Xavier	*	0-0	0-0	0-0	0	0	0	0	0	2	4	0	0	14
03	SUGGS, Ronnie	*	0-0	0-0	0-0	0	0	0	0	0	0	0	0	0	3
05	SMITH, Mitchell	*	1-2	1-2	3-4	0	4	4	2	6	0	1	0	0	17
14	NIKKO, Reed	*	0-1	0-0	0-0	0	0	0	0	0	0	0	0	0	5
Team						0	1	1							
Totals			26-50	11-19	14-20	11	27	38	14	77	11	15	1	2	200

FG % 1st Half: 11-22 50.0% 2nd half: 15-28 53.6% Game: 26-50 52.0%
 3FG % 1st Half: 4-7 57.1% 2nd half: 7-12 58.3% Game: 11-19 57.9%
 FT % 1st Half: 6-8 75.0% 2nd half: 8-12 66.7% Game: 14-20 70.0%

Officials: Joe Lindsay,Todd Austin, Steven Anderson
 Technical fouls: Temple-None. Mizzou-None.
 Attendance: 9971

Score by periods	1st	2nd	Total
Temple	42	37	79
Mizzou	32	45	77

Last FG - TU 2nd-01:05, MIZ 2nd-00:00.
 Largest lead - TU by 12 2nd-19:48, MIZ by 5 1st-13:06.
 TU led for 26:08. MIZ led for 09:27. Game was tied for 04:25.

Points	In	Off	2nd	Fast	Bench
TU	Paint	T/O	Chance	Break	
36	20	12	10	20	9
MIZ	26	7	14	2	0

Score tied - 5 times.
 Lead changed - 7 times.

Official Basketball Box Score -- Game Totals -- Final Statistics
UCF vs Mizzou
12/02/18 2 PM at Mizzou Arena

UCF 62 • 6-2

#	Player	Total		3-Ptr		Rebounds			PF	TP	A	TO	Blk	Stl	Min
		FG	FGA	FG	FGA	FT	FTA	Off							
01	Taylor,B.J.	*	2-10	1-7	7-7	0	2	2	4	12	4	3	0	0	32
02	Allen,Terrell	*	2-5	1-3	1-2	1	2	3	3	6	4	1	0	1	38
15	Dawkins,Aubrey	*	6-9	4-7	6-6	1	3	4	4	22	0	3	0	2	39
24	Fall,Tacko	*	3-3	0-0	3-3	2	2	4	2	6	0	3	6	0	37
35	Smith,Collin	*	4-7	0-1	3-3	1	3	4	3	11	0	1	0	1	28
04	DeJesus,Ceasar	*	0-0	0-0	1-2	0	3	3	0	1	0	0	0	0	6
10	Griffin,Dayon	*	1-3	0-2	0-0	0	2	2	1	2	1	1	0	1	19
20	Bertz,Frank	*	0-0	0-0	0-0	0	0	0	0	0	0	0	0	0	2
21	Brown,Chad	*	1-3	0-0	0-0	2	6	8	1	2	0	1	2	0	24
Team						0	2	2							
Totals			19-40	6-20	18-23	7	25	32	18	62	9	15	8	5	225

FG % 1st Half: 7-15 46.7% 2nd half: 11-20 55.0% OT: 1-5 20.0% Game: 19-40 47.5%
 3FG % 1st Half: 0-5 0.0% 2nd half: 5-10 50.0% OT: 1-5 20.0% Game: 6-20 30.0%
 FT % 1st Half: 13-18 72.2% 2nd half: 3-3 100.0% OT: 2-2 100.0% Game: 18-23 78.3%

Mizzou 64 • 4-3

#	Player	Total		3-Ptr		Rebounds			PF	TP	A	TO	Blk	Stl	Min
		FG	FGA	FG	FGA	FT	FTA	Off							
04	PICKETT, Javon	*	6-15	1-5	0-1	3	1	4	2	13	3	2	0	2	39
13	SMITH, Mark	*	2-8	2-7	2-4	2	1	3	3	8	1	3	0	0	40-
05	GEIST, Jordan	*	6-12	5-8	1-2	2	3	5	2	18	1	0	0	3	40-
23	TILMON, Jeremiah	*	4-6	0-0	2-2	0	1	1	2	10	1	1	0	0	29

Official Basketball Box Score -- Game Totals -- Final Statistics
Oral Roberts vs Mizou
12/07/18 6 p.m. at Mizou Arena

Oral Roberts 64 • 3-9

#	Player	Total		3-Ptr		Rebounds			PF	TP	A	TO	Blk	Stl	Min		
		FG	FGA	FG	FGA	FT	FTA	Off								Def	Tot
10	Kearns, Sam	2	3	2	2	0	0	1	2	3	4	6	1	2	0	1	25
14	Weaver, DeShang	5	14	4	11	0	0	1	2	3	1	14	0	1	1	0	21
21	Smith, Kerwin	1	2	0	0	0	0	1	2	3	2	2	1	1	0	0	15
22	Lacis, Francis	0	4	0	3	0	0	2	4	6	4	0	2	0	1	0	22
23	Nzekwesti, Emmanuel	8	15	0	0	1	4	3	3	6	2	17	2	2	0	0	30
03	Malone, Kaelen	1	7	0	1	0	2	0	2	2	4	2	5	2	0	0	22
11	Jurgens, Carlos	0	2	0	2	0	0	0	0	0	1	0	0	3	0	1	13
13	Saunders, Aidan	5	9	1	2	1	1	3	2	5	0	12	1	2	0	0	26
33	Ahmedic, Emir	1	2	0	0	5	6	3	7	10	2	7	0	0	0	0	15
34	Miller, Chris	2	5	0	0	0	0	0	0	0	3	4	0	0	0	0	11
	Team																
Totals		25	63	7	21	7	13	14	24	38	23	64	12	13	2	2	200

FG % 1st Half: 9-31 29.0% 2nd half: 16-32 50.0% Game: 25-63 39.7% Deadball Rebounds 4.1
 3FG % 1st Half: 2-8 25.0% 2nd half: 5-13 38.5% Game: 7-21 33.3%
 FT % 1st Half: 6-10 60.0% 2nd half: 1-3 33.3% Game: 7-13 53.8%

Mizzou 80 • 6-3

#	Player	Total		3-Ptr		Rebounds			PF	TP	A	TO	Blk	Stl	Min		
		FG	FGA	FG	FGA	FT	FTA	Off								Def	Tot
04	PICKETT, Javon	1	5	1	3	0	0	0	3	3	1	3	1	0	2	1	19
13	SMITH, Mark	4	8	3	6	3	4	0	5	5	1	14	0	1	0	0	25
15	GEIST, Jordan	4	8	1	4	3	3	1	4	5	0	12	2	2	0	1	27
23	TILMON, Jeremiah	5	8	0	0	2	6	3	3	6	4	12	1	2	0	0	16
24	PURYEAR, Kevin	4	8	0	2	4	5	1	2	3	1	12	1	1	0	0	24
00	WATSON, Torrence	4	5	4	4	0	0	1	0	1	2	12	0	0	0	0	22
01	PINSON, Xavier	3	7	3	5	2	2	0	1	1	0	11	4	0	0	0	25
02	SANTOS, K.J.	0	1	0	0	0	0	1	1	0	0	0	0	2	0	1	11
03	SUGGS, Ronnie	0	0	0	0	2	4	0	0	0	0	2	0	0	0	0	2
05	SMITH, Mitchell	0	3	0	2	0	2	3	5	3	0	0	1	0	0	0	14
10	YERKES, Evan	0	0	0	0	0	0	0	0	0	0	0	1	0	0	0	2
14	NIKKO, Reed	1	1	0	0	0	0	1	1	4	2	0	1	1	0	0	9
25	FORD, Brooks	0	0	0	0	0	0	0	0	0	0	0	0	0	0	0	2
32	WOLF, Adam	0	0	0	0	0	0	0	0	0	0	0	0	0	0	0	2
	Team																
Totals		26	54	12	26	16	24	9	25	34	16	80	10	10	3	3	200

FG % 1st Half: 11-26 42.3% 2nd half: 15-28 53.6% Game: 26-54 48.1% Deadball Rebounds 3
 3FG % 1st Half: 5-13 38.5% 2nd half: 7-13 53.8% Game: 12-26 46.2%
 FT % 1st Half: 6-8 75.0% 2nd half: 10-16 62.5% Game: 16-24 66.7%

Officials: Olandis Poole, John Hampton, Robert Felder
 Technical fouls: Oral Roberts-Miller, Chris. Mizou-TILMON, Jeremiah.
 Attendance: 9813

Score by periods	1st	2nd	Total
Oral Roberts	26	38	64
Mizzou	33	47	80

Points	In Paint	Off	2nd Chance	Fast Break	Bench
ORU	22	5	12	4	25
MIZ	26	18	11	4	27

Last FG - ORU 2nd-00:03, MIZ 2nd-02:54.
 Largest lead - ORU by 2 1st-17:44, MIZ by 29 2nd-02:54.
 ORU led for 00:28. MIZ led for 37:16. Game was tied for 02:16.

Score tied - 1 time.
 Lead changed - 1 time.

Official Basketball Box Score -- Game Totals -- Final Statistics
Xavier vs Mizou
12/18/18 6 p.m. at Mizou Arena

Xavier 56 • 7-5

#	Player	Total		3-Ptr		Rebounds			PF	TP	A	TO	Blk	Stl	Min		
		FG	FGA	FG	FGA	FT	FTA	Off								Def	Tot
00	JONES, Tyrique	3	4	0	0	1	4	2	3	5	3	7	0	4	0	0	16
01	SCRUGGS, Paul	1	7	1	2	3	4	1	2	3	4	6	2	4	0	0	35
02	CASTLIN, Kyle	2	4	0	2	0	0	2	0	2	0	4	0	0	0	0	24
03	GOODIN, Quentin	6	10	3	5	6	8	0	3	3	4	21	6	3	0	3	39
13	MARSHALL, Naji	2	10	0	3	1	3	10	11	3	5	2	3	0	0	0	36
04	HARDEN, Elias	0	0	0	0	0	0	0	0	0	0	0	0	2	0	0	3
11	KENNEDY, Keonte	1	6	1	4	0	0	0	0	0	0	3	0	0	0	0	15
32	WELAGE, Ryan	1	3	1	3	0	0	0	0	0	0	3	1	0	0	0	8
35	HANKINS, Zach	3	5	0	0	1	2	1	3	4	2	7	1	1	1	2	24
	Team																
Totals		19	49	6	19	12	21	8	24	32	16	56	12	17	1	5	200

FG % 1st Half: 11-26 42.3% 2nd half: 8-23 34.8% Game: 19-49 38.8% Deadball Rebounds 4
 3FG % 1st Half: 3-11 27.3% 2nd half: 3-8 37.5% Game: 6-19 31.6%
 FT % 1st Half: 2-4 50.0% 2nd half: 10-17 58.8% Game: 12-21 57.1%

Mizzou 71 • 7-3

#	Player	Total		3-Ptr		Rebounds			PF	TP	A	TO	Blk	Stl	Min		
		FG	FGA	FG	FGA	FT	FTA	Off								Def	Tot
04	PICKETT, Javon	3	9	2	6	0	0	0	0	0	3	8	0	0	0	0	20
13	SMITH, Mark	5	12	3	7	0	0	1	5	6	3	13	1	1	0	1	31
15	GEIST, Jordan	4	11	1	4	4	7	2	5	7	2	13	2	1	0	3	32
23	TILMON, Jeremiah	0	15	0	0	3	4	3	7	10	3	23	1	2	1	0	33
24	PURYEAR, Kevin	1	3	1	2	2	2	2	3	5	2	5	3	3	0	1	29
00	WATSON, Torrence	1	3	1	3	0	0	2	2	2	1	3	0	1	1	0	21
01	PINSON, Xavier	1	4	0	1	0	0	3	3	6	2	2	5	4	0	2	16
05	SMITH, Mitchell	0	0	0	0	2	2	0	1	1	1	2	0	1	1	0	12
14	NIKKO, Reed	1	1	0	0	0	0	0	0	0	2	2	0	0	0	0	6
	Team																
Totals		26	58	8	23	11	15	11	27	38	19	71	12	13	3	9	200

FG % 1st Half: 16-30 53.3% 2nd half: 10-28 35.7% Game: 26-58 44.8% Deadball Rebounds 1
 3FG % 1st Half: 6-15 40.0% 2nd half: 2-8 25.0% Game: 8-23 34.8%
 FT % 1st Half: 3-4 75.0% 2nd half: 8-11 72.7% Game: 11-15 73.3%

Officials: Terry Oglesby, Keith Kimble, Lamar Simpson
 Technical fouls: Xavier-None. Mizou-None.
 Attendance: 9785

Score by periods	1st	2nd	Total
Xavier	27	29	56
Mizzou	41	30	71

Points	In Paint	Off	2nd Chance	Fast Break	Bench
XU	26	14	10	4	13
MIZ	32	16	10	10	9

Last FG - XU 2nd-01:00, MIZ 2nd-01:51.
 Largest lead - XU by 6 1st-14:28, MIZ by 29 2nd-08:47.
 XU led for 04:06. MIZ led for 34:55. Game was tied for 00:59.

Score tied - 0 times.
 Lead changed - 2 times.

Official Basketball Box Score -- Game Totals -- Final Statistics
Mizzou vs Illinois
12/22/18 7:00 pm at

Mizzou 79 • 8-3

#	Player	Total		3-Ptr		Rebounds			PF	TP	A	TO	Blk	Stl	Min		
		FG	FGA	FG	FGA	FT	FTA	Off								Def	Tot
23	TILMON, Jeremiah	7	11	0	0	2	3	9	12	3	16	0	3	2	0	28	
24	PURYEAR, Kevin	3	5	2	2	0	2	1	2	3	4	8	4	2	0	0	30
04	PICKETT, Javon	7	8	2	2	0	0	1	3	4	3	16	1	2	0	0	29
13	SMITH, Mark	2	8	1	3	0	0	6	6	3	5	1	1	1	1	35	
15	GEIST, Jordan	6	15	4	8	4	4	0	6	6	3	20	7	2	0	1	36
00	WATSON, Torrence	1	4	1	4	0	0	1	1	0	3	0	3	0	1	0	16
01	PINSON, Xavier	2	5	1	2	2	0	1	0	1	3	7	2	2	0	2	10
02	SANTOS, K.J.	0	0	0	0	0	0	0	0	0	0	0	0	0	0	0	1
05	SMITH, Mitchell	1	1	0	0	0	0	0	0	0	0	2	0	1	0	0	6
14	NIKKO, Reed	1	1	0	0	0	0	2	2	2	2	1	1	0	1	9	
	Team																
Totals		30	58	11	21	8	11	8	29	37	21	79	16	16	3	5	200

FG % 1st Half: 14-28 50.0% 2nd half: 16-

Official Basketball Box Score -- Game Totals -- Final Statistics
Tennessee vs Mizou
01/08/19 6 p.m. at Mizou Arena

Tennessee 87 • 13-1 (2-0)

##	Player	Total			3-Ptr			Rebounds			PF	TP	A	TO	Blk	Stl	Min
		FG-FGA	FG-FGA	FT-FTA	Off	Def	Tot	Off	Def	Tot							
00	Bone, Jordan	* 5-10	2-5	5-6	1	4	5	0	17	5	0	1	1	1	35		
02	Williams, Grant	* 1-8	0-2	2-2	0	1	1	5	4	1	0	0	0	22			
05	Schofield, Admiral	* 6-11	1-3	3-5	1	8	9	3	16	4	5	0	2	31			
11	Alexander, Kyle	* 6-8	0-0	2-2	7	10	17	0	14	1	2	3	1	32			
35	Pons, Yves	* 1-2	1-1	0-0	0	0	0	1	3	0	1	0	0	9			
01	Turner, Lamonte	* 3-5	3-4	0-0	0	2	2	5	9	1	2	0	0	29			
10	Fulkerson, John	* 2-2	0-0	0-0	0	1	1	3	4	0	0	1	0	11			
15	Walker, Derrick	* 0-0	0-0	0-0	0	0	0	1	0	0	0	0	0	5			
23	Bowden, Jordan	* 7-12	0-4	6-6	0	1	1	0	20	0	1	1	1	26			
	Team				2	0	2	1									
Totals		31-58	7-19	18-21	11	27	38	19	87	12	11	6	5	200			

FG % 1st Half: 13-27 48.1% 2nd half: 18-31 58.1% Game: 31-58 53.4% Deadball Rebounds 1
 3FG % 1st Half: 5-11 45.5% 2nd half: 2-8 25.0% Game: 7-19 36.8%
 FT % 1st Half: 11-12 91.7% 2nd half: 7-9 77.8% Game: 18-21 85.7%

Mizzou 63 • 9-4 (0-1)

##	Player	Total			3-Ptr			Rebounds			PF	TP	A	TO	Blk	Stl	Min
		FG-FGA	FG-FGA	FT-FTA	Off	Def	Tot	Off	Def	Tot							
04	PICKETT, Javon	* 3-8	1-3	0-0	1	2	3	3	7	0	2	0	1	22			
13	SMITH, Mark	* 3-8	2-3	0-0	1	4	5	3	8	2	1	0	0	25			
15	GEIST, Jordan	* 3-10	2-8	4-4	2	2	4	0	12	5	1	0	1	29			
23	TILMON, Jeremiah	* 1-4	0-0	1-2	0	1	1	5	3	1	3	1	0	9			
24	PURYEAR, Kevin	* 4-9	1-2	0-1	3	2	5	2	9	1	2	0	0	22			
00	WATSON, Torrence	* 0-2	0-1	1-2	1	0	1	2	1	1	1	0	0	26			
01	PINSON, Xavier	* 3-7	1-2	7-8	2	0	2	1	14	0	0	0	0	20			
02	SANTOS, K.J.	* 3-7	1-3	0-0	0	3	3	1	7	1	1	0	0	26			
03	SUGGS, Ronnie	* 0-0	0-0	0-0	0	0	0	0	0	0	0	0	0	1			
05	SMITH, Mitchell	* 0-1	0-0	0-0	0	0	0	0	0	1	0	1	0	5			
14	NIKKO, Reed	* 1-1	0-0	0-1	0	0	0	2	2	0	3	1	1	15			
	Team				3	2	5	1									
Totals		21-57	8-22	13-20	13	16	29	19	63	12	15	3	3	200			

FG % 1st Half: 10-28 35.7% 2nd half: 11-29 37.9% Game: 21-57 36.8% Deadball Rebounds 3,2
 3FG % 1st Half: 5-14 35.7% 2nd half: 3-8 37.5% Game: 8-22 36.4%
 FT % 1st Half: 6-9 66.7% 2nd half: 7-11 63.6% Game: 13-20 65.0%

Officials: Doug Shows, Vladimir Voyard-Tadal, Lee Cassell
 Technical fouls: Tennessee-TEAM. Mizou-TILMON, Jeremiah.
 Attendance: 10165

Score by periods	1st	2nd	Total
Tennessee	42	45	87
Mizzou	31	32	63

Last FG - UT 2nd-00:11, MIZ 2nd-02:34.
 Largest lead - UT by 24 2nd-00:11, MIZ by 9 1st-10:49.
 UT led for 25:08. MIZ led for 12:37. Game was tied for 02:15.

	In	Off	2nd	Fast	Bench
Points	40	22	12	12	33
UT	24	12	17	0	24
MIZ					

Score tied - 3 times.
 Lead changed - 5 times.

Official Basketball Box Score -- Game Totals -- Final Statistics
Mizzou vs South Carolina
1/13/19 1 p.m. ET at Columbia, S.C.

Mizzou 75 • 9-5, 0-2 SEC

##	Player	Total			3-Ptr			Rebounds			PF	TP	A	TO	Blk	Stl	Min
		FG-FGA	FG-FGA	FT-FTA	Off	Def	Tot	Off	Def	Tot							
23	TILMON, Jeremiah	f 2-5	0-0	0-0	0	0	0	5	4	0	2	0	0	13			
24	PURYEAR, Kevin	f 3-7	1-1	2-3	3	1	4	4	9	0	2	0	0	20			
04	PICKETT, Javon	g 7-11	3-4	4-4	2	0	2	3	21	2	0	0	2	32			
13	SMITH, Mark	g 3-7	3-6	5-5	1	3	4	3	14	2	3	0	1	32			
15	GEIST, Jordan	g 5-12	1-6	3-6	0	1	1	2	14	5	4	0	0	35			
00	WATSON, Torrence	0-0	0-0	0-0	0	0	0	0	0	0	0	0	0	5			
01	PINSON, Xavier	0-0	0-0	0-0	1	0	1	0	0	1	2	0	0	20			
02	SANTOS, K.J.	1-3	0-1	0-0	1	1	2	3	2	1	1	0	0	20			
03	SUGGS, Ronnie	0-0	0-0	0-0	1	0	1	1	0	0	0	0	0	1			
05	SMITH, Mitchell	0-0	0-0	0-0	0	0	0	0	0	0	1	0	0	3			
14	NIKKO, Reed	1-2	0-0	2-3	2	2	4	3	4	0	2	0	0	14			
	Team				4	2	6	1									
Totals		24-54	10-23	17-23	16	15	31	26	75	11	20	0	3	200			

FG % 1st Half: 14-27 51.9% 2nd half: 10-27 37.0% Game: 24-54 44.4% Deadball Rebounds 3,1
 3FG % 1st Half: 7-11 63.6% 2nd half: 3-12 25.0% Game: 10-23 43.5%
 FT % 1st Half: 1-4 25.0% 2nd half: 16-19 84.2% Game: 17-23 73.9%

South Carolina 85 • 8-7, 3-0 SEC

##	Player	Total			3-Ptr			Rebounds			PF	TP	A	TO	Blk	Stl	Min
		FG-FGA	FG-FGA	FT-FTA	Off	Def	Tot	Off	Def	Tot							
21	KOTSAR, Majk	f 1-2	0-0	2-3	5	2	7	4	4	1	2	2	2	19			
24	BRYANT, Keyshawn	f 7-9	0-1	1-4	2	0	2	3	15	1	0	0	0	23			
30	SILVA, Chris	f 4-7	0-1	6-7	0	4	4	4	14	2	4	4	3	30			
00	LAWSON, A.J.	g 4-10	2-6	1-1	0	2	2	3	11	4	0	0	2	32			
04	CAMPBELL, Tre	g 3-7	2-3	0-0	0	1	1	3	8	1	4	0	0	28			
02	GRAVETT, Hassani	0-6	0-4	12-12	0	2	2	2	12	2	1	0	0	28			
13	HAASE, Felipe	3-4	2-3	6-6	1	5	6	3	14	1	3	0	1	22			
20	FRINK, Alanzo	3-4	0-1	1-2	2	1	3	2	7	0	1	2	0	9			
23	HINSON, Evan	0-0	0-0	0-0	0	0	0	0	0	0	1	0	0	9			
	Team				0	0	0	0									
Totals		25-49	6-19	29-35	10	17	27	24	85	12	16	8	8	200			

FG % 1st Half: 11-24 45.8% 2nd half: 14-25 56.0% Game: 25-49 51.0% Deadball Rebounds 4
 3FG % 1st Half: 3-11 27.3% 2nd half: 3-8 37.5% Game: 6-19 31.6%
 FT % 1st Half: 17-19 89.5% 2nd half: 12-16 75.0% Game: 29-35 82.9%

Officials: Joe Lindsay, Chuck Jones, Rob Rorke
 Technical fouls: Mizou-None. South Carolina-None.
 Attendance: 12747

Score by periods	1st	2nd	Total
Mizzou	36	39	75
South Carolina	42	43	85

Official Basketball Box Score -- Game Totals -- Final Statistics
Alabama vs Mizou
01/16/19 8 p.m. at Mizou Arena

Alabama 70 • 11-5 (2-2)

##	Player	Total			3-Ptr			Rebounds			PF	TP	A	TO	Blk	Stl	Min
		FG-FGA	FG-FGA	FT-FTA	Off	Def	Tot	Off	Def	Tot							
00	Hall, Donta	* 6-10	0-0	0-0	2	9	11	1	12	1	1	2	1	30			
02	Lewis Jr., Kira	* 3-7	1-3	2-2	0	2	2	1	9	1	2	0	0	25			
10	Jones, Herbert	* 2-3	0-0	0-0	0	1	1	4	4	2	1	0	0	18			
12	Ingram, Dazon	* 2-4	1-2	4-4	0	2	2	3	9	3	0	0	1	25			
34	Mack, Tevin	* 1-4	0-2	1-2	0	4	4	3	3	1	1	1	0	11			
01	Norris, Riley	* 0-1	0-1	3-5	0	0	0	0	3	0	0	0	0	15			
03	Reese, Alex	* 3-7	1-2	0-0	2	3	5	1	7	0	1	0	0	16			
05	Johnson Jr, Avery	* 5-10	2-5	2-2	0	3	3	1	14	0	0	0	0	18			
23	Petty, John	* 2-5	1-3	0-0	0	3	3	0	5	1	1	0	0	25			
30	Smith, Galin	* 2-4	0-0	0-0	2	0	2	1	4	0	3	0	0	17			
	Team				3	1	4	1									
Totals		26-55	6-18	12-15	9	28	37	15	70	9	10	3	2	200			

FG % 1st Half: 13-30 43.3% 2nd half: 13-25 52.0% Game: 26-55 47.3% Deadball Rebounds 2
 3FG % 1st Half: 3-11 27.3% 2nd half: 3-7 42.9% Game: 6-18 33.3%
 FT % 1st Half: 3-4 75.0% 2nd half: 9-11 81.8% Game: 12-15 80.0%

Mizzou 60 • 9-6 (0-3)

##	Player	Total			3-Ptr			Rebounds			PF	TP	A	TO	Blk	Stl	Min
		FG-FGA	FG-FGA	FT-FTA	Off	Def	Tot	Off	Def	Tot							
04	PICKETT, Javon	* 6-15	1-3	0-0	2	0	2	4	13	1	1	0	1	37			
13	SMITH, Mark	* 4-11	4-9	1-1	1	7	8	1	13	3	1	0	0	32			
15	GEIST, Jordan	* 4-11	0-5	1-2	0	2	2	2	9	3	1	0	0	33			
23	TILMON, Jeremiah	* 3-6	0-0	2-4	3	4	7	2	8	0	3	0	0	27			
24	PURYEAR, Kevin	* 1-4	0-0	0-0	1	3	4	4	2	1	1	0	0	18			
00	WATSON, Torrence	* 2-5	0-1	1-1	0	0	0	2	5	0	1	0	0	16			
01	PINSON, Xavier																

Missouri 60 • 10-7, 1-4 SEC

#	Player	Total			3-Ptr			Rebounds			PF	TP	A	TO	Blk	Stl	Min
		FG-FGA	FG-FGA	FT-FTA	Off	Def	Tot	Off	Def	Tot							
23	TILMON, Jeremiah	f	4-5	0-0	1-3	2	3	5	5	9	2	4	0	0	0	27	
24	PURYEAR, Kevin	f	2-8	1-5	2-2	1	3	4	1	7	0	1	0	0	0	26	
04	PICKETT, Javon	g	0-1	0-1	0-0	0	0	0	1	0	0	2	0	0	0	10	
13	SMITH, Mark	g	8-14	6-11	0-0	0	7	7	2	22	0	2	0	1	37		
15	GEIST, Jordan	g	2-6	1-4	2-3	1	5	6	1	7	4	5	0	0	35		
00	WATSON, Torrence	g	0-0	0-0	2-2	0	0	0	2	2	0	2	0	0	8		
01	PINSON, Xavier	g	2-4	1-2	3-4	0	2	2	1	8	2	4	0	0	21		
02	SANTOS, K.J.	g	0-1	0-0	0-1	0	4	4	2	0	1	0	0	0	20		
03	SUGGS, Ronnie	g	1-3	1-2	2-2	0	1	1	2	5	0	2	0	0	12		
14	NIKKO, Reed	g	0-0	0-0	0-0	0	0	0	4	0	1	0	0	1	4		
Team						0	1	1									
Totals			19-42	10-25	12-17	4	26	30	21	60	9	24	0	2	200		
FG % 1st Half:		12-27	44.4%	2nd half:	7-15	46.7%	Game:		19-42	45.2%					Deadball Rebounds		
3FG % 1st Half:		5-15	33.3%	2nd half:	5-10	50.0%	Game:		10-25	40.0%					2,3		
FT % 1st Half:		5-6	83.3%	2nd half:	7-11	63.6%	Game:		12-17	70.6%							

Arkansas 72 • 11-7, 2-4 SEC

#	Player	Total			3-Ptr			Rebounds			PF	TP	A	TO	Blk	Stl	Min
		FG-FGA	FG-FGA	FT-FTA	Off	Def	Tot	Off	Def	Tot							
02	Adrio Bailey	f	0-2	0-0	1-2	0	0	0	2	1	0	0	0	0	0	8	
10	Daniel Gafford	f	6-9	0-0	1-5	4	6	10	0	13	1	0	0	2	35		
01	Isaiah Joe	g	8-13	7-12	0-0	0	1	1	2	23	2	2	0	3	33		
05	Jalen Harris	g	3-7	0-2	4-4	0	2	2	3	10	6	0	0	3	32		
13	Mason Jones	g	2-10	2-8	0-0	0	4	4	3	6	1	5	0	1	26		
00	Desi Sills	g	3-5	0-0	2-3	2	1	3	3	8	1	3	0	1	20		
11	K. Embery-Simpson	g	1-4	1-2	2-2	0	1	1	0	5	2	1	0	0	14		
22	Gabe Osabuohien	g	0-2	0-1	0-0	0	2	2	3	0	1	1	0	1	9		
35	Reggie Chaney	g	3-7	0-0	0-0	2	4	6	4	6	4	1	0	2	23		
Team						0	0	0									
Totals			26-59	10-25	10-16	8	21	29	20	72	18	14	0	13	200		
FG % 1st Half:		12-32	37.5%	2nd half:	14-27	51.9%	Game:		26-59	44.1%					Deadball Rebounds		
3FG % 1st Half:		3-12	25.0%	2nd half:	7-13	53.8%	Game:		10-25	40.0%					2,1		
FT % 1st Half:		5-8	62.5%	2nd half:	5-8	62.5%	Game:		10-16	62.5%							

Officials: Anthony Jordan, Ted Valentine, Patrick Evans

Technical fouls: Missouri-None. Arkansas-None.

Attendance: 13881

Tickets Scanned: 7,198

Fouled out: Missouri #23, Tilmon (3:32 2H)

Score by periods	1st	2nd	Total
Missouri	34	26	60
Arkansas	32	40	72

Last FG - MIZ 2nd-05:04, AR 2nd-02:38.

Largest lead - MIZ by 13 1st-11:12, AR by 12 2nd-01:26.

MIZ led for 20:13. AR led for 19:21. Game was tied for 00:26.



Official Basketball Box Score -- Game Totals -- Final Statistics

Missouri vs Auburn
01/30/19 7:35 pm at Auburn, Ala. (Auburn Arena)



Missouri 58 • 10-9, 1-6 SEC

#	Player	Total			3-Ptr			Rebounds			PF	TP	A	TO	Blk	Stl	Min
		FG-FGA	FG-FGA	FT-FTA	Off	Def	Tot	Off	Def	Tot							
23	TILMON, Jeremiah	f	6-8	0-0	3-5	3	2	5	1	15	0	3	0	1	26		
01	PINSON, Xavier	f	3-8	2-4	3-5	0	1	1	3	11	4	6	0	1	27		
02	SANTOS, K.J.	g	0-1	0-0	0-0	0	1	1	1	0	0	0	0	0	6		
04	PICKETT, Javon	g	2-5	0-2	0-0	1	3	4	5	4	1	3	0	0	24		
15	GEIST, Jordan	g	4-12	3-7	0-0	2	7	9	1	11	0	3	0	1	32		
00	WATSON, Torrence	g	3-12	2-8	2-4	1	3	4	1	10	1	2	0	1	29		
03	SUGGS, Ronnie	g	0-2	0-0	0-0	1	1	2	1	0	1	1	0	0	13		
05	SMITH, Mitchell	g	1-3	0-2	0-0	1	3	4	4	2	0	1	1	1	17		
14	NIKKO, Reed	g	2-2	0-0	1-1	0	3	3	3	5	0	0	2	0	12		
24	PURYEAR, Kevin	g	0-3	0-1	0-0	0	2	2	0	0	0	1	0	0	14		
Team						1	2	3									
Totals			21-56	7-24	9-15	10	28	38	20	58	7	20	3	5	200		
FG % 1st Half:		12-28	42.9%	2nd half:	9-28	32.1%	Game:		21-56	37.5%					Deadball Rebounds		
3FG % 1st Half:		5-15	33.3%	2nd half:	2-9	22.2%	Game:		7-24	29.2%					2,1		
FT % 1st Half:		2-4	50.0%	2nd half:	7-11	63.6%	Game:		9-15	60.0%							

Auburn 92 • 14-6, 3-4 SEC

#	Player	Total			3-Ptr			Rebounds			PF	TP	A	TO	Blk	Stl	Min
		FG-FGA	FG-FGA	FT-FTA	Off	Def	Tot	Off	Def	Tot							
05	OKEKE, Chuma	f	5-8	2-4	2-3	3	9	12	0	14	4	0	2	0	28		
24	MCLEMORE, Anfernee	f	3-8	2-7	0-1	1	4	5	4	8	1	0	0	0	21		
01	HARPER, Jared	g	6-13	1-6	3-4	1	1	2	3	16	5	2	0	0	30		
02	BROWN, Bryce	g	4-10	4-10	2-2	0	4	4	1	14	1	1	0	1	32		
10	DOUGHTY, Samir	g	3-8	1-4	0-0	1	4	5	4	7	1	1	1	1	21		
00	SPENCER, Horace	g	2-5	1-2	1-3	2	1	3	2	6	1	2	2	0	17		
03	PURIFOY, Daniel	g	3-5	2-3	0-0	0	1	1	1	8	2	0	0	2	11		
04	DUNBAR, Malik	g	2-4	2-4	0-0	0	2	2	2	6	1	3	0	0	16		
12	MCCORMICK, J'Von	g	3-4	0-0	0-0	1	1	2	1	6	2	0	0	1	13		
14	COOK, Preston	g	0-0	0-0	0-0	0	0	0	0	0	0	0	0	0	2		
20	PARKER, Myles	g	1-2	0-0	1-1	0	0	0	0	3	0	0	0	0	2		
21	WILLIAMS, Devontae	g	1-1	1-1	0-0	0	0	0	0	3	0	0	0	0	1		
22	MACOY, Will	g	0-0	0-0	0-0	0	1	1	0	0	1	0	0	0	4		
33	MAASDORP, Chase	g	0-1	0-0	0-0	0	0	0	1	0	0	0	0	0	1		
41	BLACKSTOCK, Cole	g	0-0	0-0	1-2	1	0	1	1	1	0	0	0	0	1		
54	COLLIER, Thomas	g	0-0	0-0	0-0	0	0	0	0	0	0	0	0	0	1		
Team						1	0	1									
Totals			33-69	16-41	10-16	11	28	39	20	92	20	9	5	5	200		
FG % 1st Half:		13-35	37.1%	2nd half:	20-34	58.8%	Game:		33-69	47.8%					Deadball Rebounds		
3FG % 1st Half:		5-21	23.8%	2nd half:	11-20	55.0%	Game:		16-41	39.0%					2,1		
FT % 1st Half:		3-7	42.9%	2nd half:	7-9	77.8%	Game:		10-16	62.5%							

Officials: Doug Simmons, Byron Jarrett, Olandis Poole

Technical fouls: Missouri-None. Auburn-None.

Attendance: 7213

Score by periods	1st	2nd	Total
Missouri	31	27	58
Auburn	34	58	92

Last FG - MU 2nd-01:49, AU 2nd-00:27.

Largest lead - MU by 3 1st-07:43, AU by 34 2nd-00:27.

MU led for 03:35. AU led for 35:36. Game was tied for 00:49.

Points	In	Off	2nd	Fast	Bench
MU	28	8	9	9	17
AU	26	28	15	11	33

Score tied - 4 times.

Lead changed - 6 times.

Official Basketball Box Score -- Game Totals -- Final Statistics

LSU vs Mizzou
01/26/19 5 PM at Mizzou Arena

LSU 86 • 16-3 (6-0)

#	Player	Total			3-Ptr			Rebounds			PF	TP	A	TO	Blk	Stl	Min
		FG-FGA	FG-FGA	FT-FTA	Off	Def	Tot	Off	Def	Tot							
00	REID, Naz	*	2-12	1-4	9-9	3	5	8	4	14	0	3	0	1	28		
03	WATERS, Tremont	*	4-17	2-9	3-4	0	3	3	3	13	9	2	0	3	36		
04	MAYS, Skylar	*	6-12	2-6	10-12	0	2	2	1	24	1	0	0	1	39		
11	BIGBY-WILLIAMS, K.	*	2-3	0-0	3-5	2	3	5	4	7	0	2	2	0	20		
14	TAYLOR, Marlon	*	3-6	0-1	1-2	1	5	6	5	7	1	2	0	1	35		



Official Basketball Box Score -- Game Totals -- Final Statistics
Mizzou vs Tennessee
 02/05/19 9:06 p.m. at Knoxville, Tenn. (Thompson-Boling Arena)

Mizzou 60 • 11-10, 2-7 SEC

#	Player	Total		3-Ptr		Rebounds			PF	TP	A	TO	Blk	Stl	Min
		FG-FGA	FG-FGA	FT-FTA	Off	Def	Tot								
23	Tilmon, Jeremiah	4-10	0-0	0-0	3	2	5	2	8	2	1	1	1	27	
24	Puryear, Kevin	3-5	0-1	2-2	2	4	6	3	8	0	0	0	0	18	
01	Pinson, Xavier	4-9	2-4	0-0	3	5	8	2	10	0	1	0	0	32	
04	Pickett, Javon	5-18	2-7	0-0	0	3	3	4	12	2	2	0	0	32	
15	Geist, Jordan	4-8	3-5	0-0	1	2	3	1	11	5	1	0	0	30	
00	Watson, Torrence	1-7	1-7	0-0	0	0	0	0	3	1	1	0	0	20	
02	Santos, K.J.	1-4	0-0	0-0	0	0	0	0	2	0	0	0	0	7	
03	Suggs, Ronnie	0-0	0-0	0-0	0	1	1	0	0	0	1	0	0	5	
05	Smith, Mitchell	1-4	0-3	2-4	3	2	5	1	4	0	1	0	1	19	
14	Nikko, Reed	0-0	0-0	2-2	0	0	0	0	2	1	1	1	0	10	
	Team				2	3	5								
Totals		23-65	8-27	6-8	14	22	36	13	60	11	9	2	2	200	

FG % 1st Half: 13-34 38.2% 2nd half: 10-31 32.3% Game: 23-65 35.4%
 3FG % 1st Half: 4-12 33.3% 2nd half: 4-15 26.7% Game: 8-27 29.6%
 FT % 1st Half: 1-2 50.0% 2nd half: 5-6 83.3% Game: 6-8 75.0%

Tennessee 72 • 21-1, 9-0 SEC

#	Player	Total		3-Ptr		Rebounds			PF	TP	A	TO	Blk	Stl	Min
		FG-FGA	FG-FGA	FT-FTA	Off	Def	Tot								
02	Williams, Grant	5-10	0-1	3-3	1	5	6	3	13	2	4	2	0	28	
11	Alexander, Kyle	3-5	0-0	0-2	2	6	8	0	6	1	1	4	1	30	
00	Bone, Jordan	5-13	1-4	0-2	0	4	4	3	11	7	3	0	1	34	
01	Turner, Lamonte	3-6	1-2	2-2	0	1	1	2	9	6	0	0	0	28	
05	Schofield, Admiral	5-10	3-5	0-0	0	1	1	2	13	1	0	1	2	32	
10	Fulkerson, John	0-1	0-0	2-2	1	1	2	1	2	0	0	0	0	10	
13	Johnson, Jalen	0-1	0-1	0-0	0	0	0	0	0	0	0	1	0	2	
23	Bowden, Jordan	3-5	0-2	6-6	1	5	6	0	12	0	0	0	1	29	
35	Pons, Yves	2-2	0-0	2-2	0	1	1	0	6	2	0	1	0	7	
	Team				1	4	5								
Totals		26-53	5-15	15-19	6	28	34	11	72	19	8	9	5	200	

FG % 1st Half: 13-25 52.0% 2nd half: 13-28 46.4% Game: 26-53 49.1%
 3FG % 1st Half: 2-7 28.6% 2nd half: 3-8 37.5% Game: 5-15 33.3%
 FT % 1st Half: 9-9 100.0% 2nd half: 6-10 60.0% Game: 15-19 78.9%

Officials: Don Daily, Steven Anderson, Owen Shortt
 Technical fouls: Mizou-None. Tennessee-None.
 Attendance: 17264

Score by periods	1st	2nd	Total
Mizzou	31	29	60
Tennessee	37	35	72

	In	Off	2nd	Fast	Bench
Points	Paint	T/O	Chance	Break	
MIZ	26	8	10	2	11
UT	30	10	6	10	20

Last FG - MIZ 2nd-01:06, UT 2nd-01:58.
 Largest lead - MIZ by 4 1st-12:51, UT by 15 2nd-14:58.
 MIZ led for 04:49. UT led for 32:27. Game was tied for 02:44.

Score tied - 4 times.
 Lead changed - 4 times.

Official Basketball Box Score -- Game Totals -- Final Statistics
Texas A&M vs Mizou
 02/09/19 5 PM at Mizou Arena

Texas A&M 68 • 9-13 (2-8)

#	Player	Total		3-Ptr		Rebounds			PF	TP	A	TO	Blk	Stl	Min
		FG-FGA	FG-FGA	FT-FTA	Off	Def	Tot								
01	Flagg,Savion	* 4-6	2-3	2-3	1	4	5	0	12	0	3	0	0	33	
11	Mitchell,Wendell	* 8-14	1-4	3-3	3	3	6	3	20	1	3	0	0	32	
12	Collins,Chris	* 0-5	0-4	0-0	0	5	5	0	0	0	0	0	1	24	
13	Mahan,Brandon	* 2-3	1-2	1-2	1	3	4	1	6	1	1	1	3	31	
21	Mekowulu,Christian	* 5-9	0-0	5-6	4	6	10	3	15	0	2	1	0	31	
00	Chandler,Jay Jay	0-1	0-1	0-0	0	0	0	2	0	0	1	0	1	10	
02	Starks,TJ	5-10	2-4	3-3	0	1	1	2	15	3	6	0	2	28	
04	French,Mark	0-0	0-0	0-0	0	1	1	0	0	0	0	0	0	4	
20	Brown,John	0-1	0-0	0-0	0	0	0	0	0	0	0	0	0	7	
	Team				0	2	2								
Totals		24-49	6-18	14-17	9	25	34	11	68	6	16	2	7	200	

FG % 1st Half: 9-24 37.5% 2nd half: 15-25 60.0% Game: 24-49 49.0%
 3FG % 1st Half: 2-9 22.2% 2nd half: 4-9 44.4% Game: 6-18 33.3%
 FT % 1st Half: 1-2 50.0% 2nd half: 13-15 86.7% Game: 14-17 82.4%

Mizzou 59 • 11-11 (2-8)

#	Player	Total		3-Ptr		Rebounds			PF	TP	A	TO	Blk	Stl	Min
		FG-FGA	FG-FGA	FT-FTA	Off	Def	Tot								
00	WATSON, Torrence	* 5-13	2-9	0-0	0	4	4	4	12	2	2	0	0	31	
04	PICKETT, Javon	* 6-10	3-6	0-0	0	2	2	3	15	2	3	0	1	30	
10	NIKKO, Reed	* 4-7	0-0	0-0	3	0	3	5	8	0	2	2	1	19	
15	GEIST, Jordan	* 4-8	2-6	2-2	0	3	3	0	12	4	1	0	0	33	
24	PURYEAR, Kevin	* 3-7	1-2	0-0	3	4	7	0	7	0	2	0	0	25	
01	PINSON, Xavier	2-9	0-3	1-2	2	1	3	0	5	6	1	0	3	28	
02	SANTOS, K.J.	0-1	0-0	0-0	0	0	0	2	0	0	0	0	0	9	
03	SUGGS, Ronnie	0-1	0-0	0-0	0	0	0	0	0	0	1	0	1	7	
05	SMITH, Mitchell	0-1	0-1	0-0	0	1	1	2	0	0	1	0	0	18	
	Team				1	1	2								
Totals		24-57	8-27	3-4	9	16	25	16	59	14	13	2	7	200	

FG % 1st Half: 13-30 43.3% 2nd half: 11-27 40.7% Game: 24-57 42.1%
 3FG % 1st Half: 3-13 23.1% 2nd half: 5-14 35.7% Game: 8-27 29.6%
 FT % 1st Half: 1-2 50.0% 2nd half: 2-2 100.0% Game: 3-4 75.0%

Officials: Patrick Evans, Mike Nance, Rob Rorke
 Technical fouls: Texas A&M-None. Mizou-None.
 Attendance: 11171

Score by periods	1st	2nd	Total
Texas A&M	21	47	68
Mizzou	30	29	59

	In	Off	2nd	Fast	Bench
Points	Paint	T/O	Chance	Break	
TAMU	30	16	13	9	15
MIZ	20	19	8	6	5

Last FG - TAMU 2nd-01:34, MIZ 2nd-00:06.
 Largest lead - TAMU by 12 2nd-02:30, MIZ by 12 1st-00:35.
 TAMU led for 06:56. MIZ led for 31:37. Game was tied for 01:27.

Score tied - 1 time.
 Lead changed - 5 times.

Official Basketball Box Score -- Game Totals -- Final Statistics
Arkansas vs Mizou
 02/12/19 8 PM at Mizou Arena

Arkansas 78 • 14-10 (5-6)

#	Player	Total		3-Ptr		Rebounds			PF	TP	A	TO	Blk	Stl	Min
		FG-FGA	FG-FGA	FT-FTA	Off	Def	Tot								
01	JOE, Isaiah	* 6-11	4-9	1-2	0	3	3	1	17	0	1	0	0	32	
02	BAILEY, Adrio	* 2-4	0-2	0-0	2	0	2	3	4	1	1	0	0	14	
05	HARRIS, Jalen	* 1-6	0-1	4-4	0	4	4	3	6	5	1	0	0	29	
10	GAFFORD, Daniel	* 12-17	0-0	2-4	4	5	8	4	26	0	4	2	1	32	
13	JONES, Mason	* 3-10	1-4	5-5	1	2	3	1	12	1	1	0	0	34	
00	SILLS, Desi	0-1	0-0	3-4	0	0	0	2	3	1	1	0	1	16	
11	EMBERY-SIMPSON, K.	1-3	0-2	1-2	1	1	2	1	3	1	0	0	2	18	
22	OSABUOHEN, Gabe	3-6	0-2	1-2	1	1	2	2	7	0	1	1	0	10	
03	CHANEY, Reggie	0-2	0-0	0-0	1	0	1	0	0	0	2	0	0	15	
	Team				4	4	8								
Totals		28-60	5-20	17-23	13	20	33	17	78	9	12	3	5	200	

FG % 1st Half: 13-29 44.8% 2nd half: 15-31 48.4% Game: 28-60 46.7%
 3FG % 1st Half: 1-11 9.1% 2nd half: 4-9 44.4% Game: 5-20 25.0%
 FT % 1st Half: 9-12 75.0% 2nd half: 8-11 72.7% Game: 17-23 73.9%

Mizzou 79 • 12-11 (3-8)

#	Player	Total		3-Ptr		Rebounds			PF	TP	A	TO	Blk	Stl	Min
		FG-FGA	FG-FGA	FT-FTA	Off	Def	Tot								
00	WATSON, Torrence	* 2-5	1-4	0-0	0	2	2	2	5	1	2	0	0	26	
04	PICKETT, Javon	* 1-9	1-6	0-0	0	1	1	3	3	2	0	0	0	29	
15	GEIST, Jordan	* 5-14	4-12	4-6	1	4	5	0	18	2	0	0	1	35	
23	TILMON, Jeremiah	* 8-11	0-0	5-6	3	2	5	3	21	0	1	3	0	30	
24	PURYEAR, Kevin	* 3-5	0-0	2-2	5	3	8	4	8	4	2	0	2	20	
01	PINSON, Xavier	4-9	1-2	2-2	2	7	9	3	11	3	3	0	0	30	
02	SANTOS, K.J.	0-1													

0  **TORRENCE WATSON**
 G ■ FR ■ 6-5 ■ 200
 St. Louis, Mo.
 Undecided

LAST GAME (OM/2-16)
 3 PTS, 19 MIN

	MIN	PPG	RPG	APG	FG%	3PT%	FT%
SEA	20.5	5.2	1.4	0.5	.336	.310	.619
CAR	20.5	5.2	1.4	0.5	.336	.310	.619

- Matched his career-best with 12 points in a career-high 31 minutes vs. Texas A&M.
- Notched a career-high 12 points (5-of-8 FGs), including a clutch late trey vs. Vanderbilt.
- Scored 10 points, draining two triples in 29 minutes at Auburn.
- Posted a perfect 4-for-4 mark from distance in Mizzou's win over Oral Roberts.
- Scored 12 points to lead all scorers in Mizzou's win over UT-Arlington.
- Set the all-time record for career points (2,755), points in a season (893) and average points per game (31.2 - an area best) at Whitfield School under Mike Potts, a 1999 Mizzou graduate.

1  **XAVIER PINSON**
 G ■ FR ■ 6-2 ■ 170
 Chicago, Ill.
 Major: Undecided

LAST GAME (OM/2-16)
 11 PTS, 9 REB, 24 MIN

	MIN	PPG	RPG	APG	FG%	3PT%	FT%
SEA	18.1	6.5	2.8	2.1	.421	.408	.755
CAR	18.1	6.5	2.8	2.1	.421	.408	.755


- Notched 11 points and matched his career-high with nine boards in 24 minutes.
- Posted 11 points, nine rebounds and three assists in 30 minutes vs. Arkansas.
- Scored 10 points and grabbed eight rebounds in 32 minutes at No. 1 Tennessee.
- Chipped in 11 points and four assists in a then career-high 27 minutes at Auburn.
- Scored a career-high 14 points, making 7-of-8 free throws vs. No. 3 Tennessee.
- Scored 12 points (4-of-6 shooting) vs. No. 12 Kansas State at the Paradise Jam.
- Averaged 11.9 points and 3.8 assists while shooting 58.5 percent from the field at Simeon.

2  **K.J. SANTOS**
 G ■ SO ■ 6-8 ■ 220
 Geneva, Ill.
 Major: Undecided

LAST GAME (OM/2-16)
 3 REB, 20 MIN

	MIN	PTS	REB	AST	FG%	3PT%	FT%
SEA	13.0	1.3	1.8	0.2	.310	.200	.200
CAR	21.1	5.4	3.5	0.9	.379	.358	.615

- Scored a season-high seven points in a season-best 26 minutes vs. No. 3 Tennessee.
- Played 20 minutes vs. Morehead State tallying four boards and his first bucket as a Tiger.
- Made his Mizzou debut on Dec. 7 vs. Oral Roberts after dealing with a foot injury.
- Appeared in 35 games and made 30 starts at Illinois-Chicago as a freshman.
- Averaged 7.1 points and 4.2 rebounds in 24.5 minutes per game.
- Scored in double figures eight times, highlighted by a career-best 19 points at Milwaukee.
- Played on the U17 Puerto Rico National Team.

4  **JAVON PICKETT**
 G ■ FR ■ 6-4 ■ 207
 Belleville, Ill.
 Major: Undecided

LAST GAME (OM/2-16)
 8 PTS, 4 REB, 34 MIN (JUH-vahn)

	MIN	PTS	REB	AST	FG%	3PT%	FT%
SEA	25.6	8.3	2.8	1.5	.398	.341	.516
CAR	25.6	8.3	2.8	1.5	.398	.341	.516

- Led Mizzou with 15 points in 30 minutes vs. Texas A&M.
- Notched 12 points, three rebounds and two assists in 32 solid minutes at No. 1 Tennessee.
- Scored a career-high 21 points (7-of-11 FGs, 4-of-4 FTs) at South Carolina.
- Was electric vs. Illinois, scoring a career-high 16 points on nearly perfect 7-of-8 shooting.
- Reached double digits for the second-straight game with 10 points against UT Arlington.
- Tossed in a career-high 13 points in 39 high-energy minutes, keying a victory over UCF.
- Averaged 25.3 points, and 6.5 rebounds per game as a senior at Belleville East High School.

5  **MITCHELL SMITH**
 F ■ R-SO ■ 6-10 ■ 215
 Van Buren, Ark.
 Major: Sport Management

LAST GAME (OM/2-16)
 8 MIN

	MIN	PTS	REB	AST	FG%	3PT%	FT%
SEA	11.7	2.5	2.3	0.3	.422	.389	.750
CAR	10.4	2.4	2.1	0.2	.468	.389	.600

- Contributed five points, two rebounds, an assist and a block in 20 minutes vs. Vanderbilt.
- Scored a career-high nine points and grabbed a career-best seven rebounds vs. UCF.
- Drained his first career trey and scored six points in 17 minutes vs. Temple.
- Averaged 2.4 points and 1.7 rebounds per game in 11 game appearances in 2016-17.
- Averaged 19.2 points and 9.9 rebounds per game for Van Buren High School.
- Broke Van Buren's career scoring record, reaching 1,359 points.
- Earned Arkansas Player of the Year Recognition following his standout senior campaign.

13  **MARK SMITH**
 G ■ SO ■ 6-4 ■ 220
 Edwardsville, Ill.
 Major: Undecided

LAST GAME (OM/2-16)
 3 PTS, 4 REB, 14 MIN

	MIN	PTS	REB	AST	FG%	3PT%	FT%
SEA	28.8	12.1	5.4	1.6	.456	.471	.774
CAR	22.6	8.1	2.8	1.4	.393	.376	.788

- Returned to action vs. Ole Miss after injury for the first time since Jan. 23.
- Drained a career-best six threes and scored a career-high tying 22 points at Arkansas.
- Scored a career-high 22 points and grabbed seven boards vs. Morehead State.
- Poured in 19 points and grabbed six rebounds in a career-high 35 minutes vs. Temple.
- Secured first career double-double (19 points and 10 rebounds) in his Mizzou debut vs. UCA.
- Led Mizzou at Iowa State with 15 points and seven rebounds.
- 2017 Illinois Mr. Basketball. Also was once committed to play baseball at Mizzou.

14  **REED NIKKO**
 F ■ JR ■ 6-10 ■ 250
 Maple Grove, Minn.
 Major: Fisheries & Wildlife

LAST GAME (OM/2-15)
 6 PTS, 1 REB, 18 MIN (NICK-oh)

	MIN	PTS	REB	AST	FG%	3PT%	FT%
SEA	10.5	2.9	1.8	0.3	.569	.000	.647
CAR	9.6	2.5	2.0	0.3	.541	.000	.549


- Contributed six points in 18 solid minutes at Ole Miss.
- Scored a season-high eight points and added two blocked shots vs. Texas A&M.
- Combined for nine points and six rebounds vs. LSU and Auburn (3-of-3 FG, 3-of-3 FT).
- Snatched five boards and slammed home a ferocious trij dunk at Texas A&M.
- Totaled 14 points and eight rebounds over three games at the Paradise Jam.
- Career-best 12 points (6-8 FG), along with 5 rebounds, in last year's win vs. North Florida.
- Outside of basketball and studies, enjoys fishing in spare time.

15  **JORDAN GEIST**
 G ■ SR ■ 6-2 ■ 180
 Fort Wayne, Ind.
 Major: Ag. Ed. Leadership

LAST GAME (OM/2-16)
 23 PTS, 4 REB, 34 MIN (GUYst)

	MIN	PTS	REB	AST	FG%	3PT%	FT%
SEA	32.7	14.2	4.7	3.1	.427	.361	.740
CAR	26.4	9.1	3.8	2.6	.411	.344	.732


- Scored in double figures in 18 of the last 21 games. Had 25 pts. & 11 reb. vs. No. 25 LSU (Jan. 26); 18 pts. & five reb. vs. Arkansas (Feb. 12); 23 pts. & four reb. vs. Ole Miss (Feb. 16).
- Reached 20 points five times this season, securing back-to-back 20-point outings in two victories over Illinois & Morehead State. Added a season-high seven assists vs. the Illini.
- Hit a buzzer-beater at the end of regulation and finished with 18 points in win over UCF.
- Scored 20+ points in back-to-back games for the first time in his career with game-highs for 21 vs. Oregon State and 24 vs. Kansas State, earning Paradise Jam All-Tournament Team honors.

23  **JEREMIAH TILMON**
 F ■ SO ■ 6-10 ■ 252
 East St. Louis, Ill.
 Major: Undecided

LAST GAME (OM/2-16)
 4 PTS, 4 REB, 15 MIN

	MIN	PTS	REB	AST	FG%	3PT%	FT%
SEA	24.4	10.9	5.7	0.7	.571	.000	.714
CAR	21.4	9.3	4.8	0.6	.567	.000	.616

- Averaging 14.4 points per game over his last seven contests and scored 20+ points for the second time in his career after leading Mizzou with 21 points (8-of-11 FGs) vs. Arkansas on Feb. 12.
- Four double-doubles this season & was named SEC Player of the Week on Dec. 24.
- Notched 16 points and a career-high 12 rebounds vs. Illinois while battling flu-like symptoms.
- Scored a career-high 23 points and grabbed 10 rebounds vs. Xavier.
- Poured in 16 points and grabbed five boards in Mizzou's season-opening win over UCA.
- Considered a Top 50 recruit nationally by ESPN, Rivals.com, Scout.com and 247 Sports.

24  **KEVIN PURYEAR**
 F ■ SR ■ 6-7 ■ 238
 Blue Springs, Mo.
 Major: Sport Management

LAST GAME (OM/2-16)
 5 PTS, 2 REB, 11 MIN (PER-year)

	MIN	PTS	REB	AST	FG%	3PT%	FT%
SEA	24.0	7.3	5.4	1.3	.399	.347	.733
CAR	26.0	9.9	5.0	0.8	.429	.310	.789

- Posted eight points, eight rebounds and four assists in 20 solid minutes vs. Arkansas.
- Grabbed a season-high 10 rebounds and scored eight points in a road win at Texas A&M.
- Chipped in 12 points, eight boards and three assists in a solid outing vs. Morehead State.
- Scored 17 points vs. both Kennesaw State and Oregon State at the Paradise Jam.
- Led Mizzou with 10 points and five rebounds at Iowa State.
- Reached career 1,000-point milestone, the 46th Tiger in program history to do so.
- 2016 SEC All-Freshman Team; 11.5 PPG; most points by Mizzou freshman since 1993-94.

HC  **CUONZO MARTIN**
 Born: Sept. 23, 1971 (St. Louis, Mo.)
 Hometown: East St. Louis, Ill.
 Alma Mater: Purdue, 2000

(KHAN-zo) CAREER RECORD 218-146 (599) MIZZOU 32-25 (561)

- Averaging 20.6 wins per season as head coach.
- Seven 20-win seasons in 10 campaigns as head coach.
- Purdue Career #s (1991-95): 13.1 PPG, 3.8 RPG, 45.1% 3PT.
- 1995 First-Team All-Big Ten; 57th pick in 1995 NBA Draft.

ASSISTANT COACHES



- Senior guard **Cullen VanLeer** opted to medically retire.
- Sophomore forward **Jontay Porter** is out after sustaining a season-ending knee injury.
- TRAINER: Pat Beckmann STRENGTH: Nicodemus Christopher
- DIR. OF OPS: Paul Rovig DIR. OF PLAYER DEVEL.: Marco Harris
- ASST. DIR. OF OPS: Marcus Green ASST. TO HC: John Poettgen