



2018-19 AUBURN MEN'S BASKETBALL

SCHEDULE/RESULTS

DATE	OPPONENT	TIME/RESULT
Nov. 6	South Alabama (SECN)	W, 101-58
Nov. 9	#25 Washington (SECN)	W, 88-66
Nov. 14	Mississippi College (SEC+)	W, 103-52
Nov. 19	! vs. Xavier (ESPN2)	W, 88-79 (OT)
Nov. 20	! vs. #1 Duke (ESPN)	L, 78-72
Nov. 21	! vs. Arizona (ESPN2)	W, 73-57
Nov. 28	Saint Peter's (SEC+)	W, 99-49
Dec. 4	UNC Asheville (SECN)	W, 67-41
Dec. 8	Dayton (SECN)	W, 82-72
Dec. 15	@ at UAB (CBSSN)	W, 75-71 (OT)
Dec. 19	at NC State (ESPN2)	L, 78-71
Dec. 22	Murray State (SECN)	W, 93-88
Dec. 29	North Florida (SEC+)	W, 95-49
Jan. 9	* at Ole Miss (ESPN2)	L, 82-67
Jan. 12	* Georgia (ESPN2)	W, 93-78
Jan. 16	* at Texas A&M (ESPNU)	W, 85-66
Jan. 19	* #12 Kentucky (ESPN)	L, 82-80
Jan. 22	* at South Carolina (SECN)	L, 80-77
Jan. 26	* at #22 Mississippi State (SECN)	L, 92-84
Jan. 30	* Missouri (SECN)	W, 92-58
Feb. 2	* Alabama (ESPN2)	W, 84-63
Feb. 5	* Florida (ESPNU)	W, 76-62
Feb. 9	* at #21 LSU (ESPN2)	L, 83-78
Feb. 13	* Ole Miss (SECN)	L, 60-55
Feb. 16	* at Vanderbilt (ESPNU)	W, 64-53
Feb. 20	* Arkansas (SECN)	W, 79-56
Feb. 23	* at #4 Kentucky (CBS)	L, 80-53
Feb. 27	* at Georgia (ESPNU)	W, 78-75
Mar. 2	* Mississippi State (ESPNU)	W, 80-75
Mar. 5	* at Alabama (ESPNU)	W, 66-60
Mar. 9	* #5 Tennessee (ESPN)	W, 84-80
Mar. 14	^ vs. Missouri (SECN)	W, 81-71
Mar. 15	^ vs. South Carolina (ESPN)	W, 73-64
Mar. 16	^ vs. Florida (ESPN)	W, 65-62
Mar. 17	^ vs. #8 Tennessee (ESPN)	W, 84-64
Mar. 21	+ vs. New Mexico State (TNT)	W, 78-77
Mar. 23	+ vs. #17 Kansas (TBS)	W, 89-75
Mar. 29	& vs. #3 North Carolina (TBS)	W, 97-80
Mar. 29	& vs. #7 Kentucky (CBS)	1:20 pm

All times Central

! - Maui Invitational (Maui, Hawaii/Lahaina Civic Center)

@ - Mike Slive Invitational (Birmingham, Ala./Legacy Arena)

^ - SEC Tournament (Nashville, Tenn./Bridgestone Arena)

+ - NCAA First/Second Rounds (Salt Lake City, Utah/Vivint Arena)

& - NCAA Sweet 16/Elite Eight (Kansas City, Mo./Sprint Center)



NCAA MIDWEST REGIONAL - ELITE EIGHT



#14 Auburn Tigers (29-9, 11-7 SEC)

5 Seed

Head Coach: Bruce Pearl, 24th season (561-216), 5th season at AU (99-71)

VS



#7 Kentucky Wildcats (30-6, 15-3 SEC)

2 Seed

Head Coach: John Calipari, 27th season (750-210), 10th season at UK (305-70)

Date / Time _____ March 31, 2019 / 1:20 pm CT
 Site _____ Kansas City, Mo.
 Venue _____ Sprint Center (18,972)
 TV _____ CBS
 PxB _____ Ian Eagle
 Analyst _____ Jim Spanarkel
 Courtside _____ Jamie Erdahl
 Radio _____ AU Sports Network / 93.9 Tiger FM / TuneIn
 PxB _____ Rod Bramblett
 Analyst _____ Sonny Smith

Series History

Overall	UK leads 94-19
In Auburn	UK leads 31-15
In Lexington	UK leads 48-2
Neutral Site	UK leads 15-2
NCAA Tourn.	First meeting
Last Meeting	UK, 80-53 (3/22/19)
Streak	Kentucky W2

» Auburn has reached the Elite Eight for the second time in program history, joining the 1986 Tigers. Auburn has yet to make it to the Final Four.

» Auburn became the only team to defeat Kansas and North Carolina in consecutive games in NCAA Tournament history. The Tigers are also the only team to play Kansas, North Carolina and Kentucky in three straight games in the NCAA Tournament.

» Bruce Pearl has made it to the Elite Eight four times in his career, including twice as a DI head coach at Tennessee (2010) and at Auburn (2019).

» The Tigers are making their 10th NCAA Tournament appearance in program history and first in back-to-back seasons since 1999-2000. Auburn is 16-9 all-time in NCAA Tournament play.

» The Tigers have won three straight over AP Top-10 teams for the first time in program history following wins against No. 5 and No. 8 Tennessee as well as No. 3 North Carolina. Auburn has won four straight over ranked opponents just once all-time when it took down No. 1 Kentucky, No. 10 Florida, No. 17 Vanderbilt and No. 11 Bradley in succession in 1988.

» Auburn is 10-0 in March for the first time in program history. The 10 wins are the most by the Tigers all-time, besting the previous record of seven held by the 1985 squad. The Tigers boast the nation's longest current win streak at 11 games.

» Auburn's Sweet 16 win over North Carolina was the 29th of the season for the Tigers, matching the program record of 29 victories by the 1998-99 team. The 55 wins for Auburn over the last two seasons are the most wins over a two-year period in program history. The 73 wins over the last three seasons are the most victories by the Tigers in a three-year stretch all-time.

» Auburn hit 17 3s vs. North Carolina, tying for the third-most in NCAA Tournament history and most since Loyola Marymount hit 17 in 1990.

» With 438 3-pointers on the year, the Tigers broke the SEC record previously held by Arkansas in 1995 (361). Auburn is tied for third in NCAA history with 438 makes from downtown in a season, trailing only Villanova (464 in 2018) and VMI (442 in 2007 and 438 in 2009).








» Auburn is currently fourth in the nation with nine straight NCAA Tournament opening round victories. The Tigers trail only North Carolina (17), Kansas (13) and Gonzaga (12) as programs with the most consecutive NCAA Tournament appearances with at least one win.

PROBABLE AUBURN STARTERS

Pos.	No.	Name	Ht.	Wt.	Cl.	Hometown (Last School)	PPG	RPG	APG	Blk	Stl	FG%	FT%
G	1	Jared Harper	5-11	175	Jr.	Mableton, Ga. (Pebblebrook HS)	15.2	2.5	5.9	0	42	.399	.820
G	2	Bryce Brown	6-3	198	Sr.	Stone Mountain, Ga. (Tucker HS)	15.8	2.1	1.9	2	41	.433	.808
G/F	4	Malik Dunbar	6-6	230	Sr.	North Augusta, S.C. (Col. of Central Florida)	7.0	3.2	0.6	14	33	.442	.615
F	5	Chuma Okeke	6-8	230	So.	Atlanta, Ga. (Westlake HS)	12.0	6.8	1.9	46	69	.496	.722
F	24	Anfernee McLemore	6-7	220	Jr.	Warwick, Ga. (Worth County)	6.6	3.8	0.3	40	26	.450	.614
F	0	Horace Spencer	6-8	225	Sr.	Philadelphia, Pa. (Findlay Prep)	4.4	4.1	0.4	33	34	.464	.567
F	3	Danjel Purifoy	6-7	230	Jr.	Centreville, Ala. (Hargrave Military Academy)	3.5	1.8	0.6	1	15	.434	.667
G	10	Samir Doughty	6-4	195	Jr.	Philadelphia, Pa. (VCU)	7.3	3.3	1.7	3	54	.465	.810
G	12	J'Von McCormick	6-0	175	Jr.	New Orleans, La. (Lee College)	4.1	1.0	1.4	2	31	.541	.595
C	50	Austin Wiley	6-11	260	Jr.	Hoover, Ala. (Calusa Prep)	7.1	4.2	0.1	35	6	.571	.573

MEDIA SPOT CHART

(probable starters in orange)

	0	HORACE SPENCER	<p>SR » F » 6-8 » 225 » Philadelphia, Pa. » Findlay Prep</p> <ul style="list-style-type: none"> • 13 blocks, 13 steals in last six games • 3rd on career blk list at 169; passed Korvotney Barber (05-09; 155) • LAST GAME: 4 pts, 3 blk, 2 reb, 2-3 FG in 14 min vs. UNC 	<p>Career-Highs Pts _____ 14 Reb _____ 17 Ast _____ 3 Blk _____ 7 Min _____ 29</p>
	1	JARED HARPER	<p>JR » G » 5-11 » 175 » Mableton, Ga. » Pebblebrook HS</p> <ul style="list-style-type: none"> • 1 of 5 SEC players all-time with 1,300 pts, 500 ast and 200 3s • Accounts for 38% of offense through points and assists • LAST GAME: 9 pts, 11 ast, 1 reb in 25 min vs. UNC 	<p>Career-Highs Pts _____ 31 Reb _____ 6 (4x) Ast _____ 14 Stl _____ 4 (4x) Min _____ 43</p>
	2	BRYCE BROWN	<p>SR » G » 6-3 » 198 » Stone Mountain, Ga. » Tucker HS</p> <ul style="list-style-type: none"> • 2nd in SEC history w/ 374 3s; 1st is Chris Lofton (UT) w/ 431 • Set AU season record with 133 3s; Lance Weems (95-96) had 108 • LAST GAME: 12 pts, 4 reb, 2 ast, 2 stl in 32 min vs. UNC 	<p>Career-Highs Pts _____ 34 Reb _____ 6 Ast _____ 5 (6x) Stl _____ 3 (7x) Min _____ 43</p>
	3	DANJEL PURIFOY	<p>JR » F » 6-7 » 230 » Centreville, Ala. » Hargrave Military Academy</p> <ul style="list-style-type: none"> • 11 of 23 (48%) from 3 during current 11-game win streak • 10+ min of action off the bench in 6 of last 7 games • LAST GAME: 12 pts, 2 reb, 1 ast, 4-6 3-pt in 12 min vs. UNC 	<p>Career-Highs Pts _____ 27 (2x) Reb _____ 15 Ast _____ 9 Stl _____ 3 (6x) Min _____ 39</p>
	4	MALIK DUNBAR	<p>SR » G/F » 6-6 » 230 » North Augusta, S.C. » Col. of Central Florida</p> <ul style="list-style-type: none"> • Team-best +56 plus/minus in first 3 NCAA Tournament games • Team is 10-1 in games Dunbar has started • LAST GAME: 13 pts, 4 reb, 1 ast, 5-10 FG in 23 min vs. UNC 	<p>Career-Highs Pts _____ 16 Reb _____ 8 Ast _____ 3 Stl _____ 5 Min _____ 30</p>
	5	CHUMA OKEKE	<p>SO » F » 6-8 » 230 » Atlanta, Ga. » Westlake HS</p> <ul style="list-style-type: none"> • 15.0 pts, 7.0 reb, 2.3 ast, 3.0 stl and 1.0 blk in NCAA Tournament • 13.7 ppg, 7.5 rpg during 11-game winning streak • LAST GAME: 20 pts, 11 reb, 2 ast, 2 stl, 8-11 FG in 25 min vs. UNC 	<p>Career-Highs Pts _____ 23 Reb _____ 14 (2x) Ast _____ 5 (2x) Blk _____ 3 (2x) Min _____ 36 (2x)</p>
	10	SAMIR DOUGHTY	<p>JR » G » 6-4 » 195 » Philadelphia, Pa. » VCU</p> <ul style="list-style-type: none"> • In last 8 games, just 5 TO in 177 minutes with 13 ast and 10 stl • Team-best 43% from 3-pt land • LAST GAME: 10 pts, 2 ast, 1 stl, 4-6 FG, 2-3 3-pt in 20 min vs. UNC 	<p>Career-Highs Pts _____ 23 Reb _____ 10 Ast _____ 10 Stl _____ 4 (2x) Min _____ 35</p>
	12	J'VON MCCORMICK	<p>JR » G » 6-0 » 175 » New Orleans, La. » Lee College</p> <ul style="list-style-type: none"> • 6.3 ppg, 57% FG, 44% 3-pt during current 10-game winning streak • Team is 23-2 when he plays 10+ min. • LAST GAME: 10 pts, 2 ast, 2 stl, 5-11 FG in 21 min vs. UNC 	<p>Career-Highs Pts _____ 14 Reb _____ 4 (2x) Ast _____ 4 (3x) Stl _____ 3 (4x) Min _____ 23</p>
	20	MYLES PARKER	<p>FR » F » 6-8 » 200 » Madison, Ala. » Madison Academy</p> <ul style="list-style-type: none"> • Made first appearance in Auburn uniform vs. South Alabama • Lengthy forward with potential to contribute early in career • LAST GAME: 3 pts, 1-13-pt in 1 min vs. UNC 	<p>Career-Highs Pts _____ 3 (2x) Reb _____ 0 Ast _____ 0 Stl _____ 1 Min _____ 6</p>
	22	WILL MACOY	<p>JR » G » 6-4 » 200 » Birmingham, Ala. » Vestavia Hills HS</p> <ul style="list-style-type: none"> • Earned scholarship in locker room following win vs. Georgia (1/12) • Played in 26 career games • LAST GAME: 1 min vs. UNC 	<p>Career-Highs Pts _____ 8 Reb _____ 1 (4x) Ast _____ 1 Stl _____ 1 (3x) Min _____ 5</p>
	24	ANFERNEE MCLEMORE	<p>JR » F » 6-7 » 220 » Warwick, Ga. » Worth County HS</p> <ul style="list-style-type: none"> • Team-best +29 plus/minus in win over North Carolina • 5th career blocks list (150); 19 behind teammate Horace Spencer • LAST GAME: 3 pts, 4 reb, 1 blk in 19 min vs. UNC 	<p>Career-Highs Pts _____ 19 (3x) Reb _____ 13 Ast _____ 2 (3x) Blk _____ 6 Min _____ 30</p>
	41	COLE BLACKSTOCK	<p>SR » F » 6-9 » 260 » Killen, Ala. » Brooks HS</p> <ul style="list-style-type: none"> • Earned scholarship in locker room following win vs. Georgia (1/12) • Appeared in 32 career games • LAST GAME: 1 min vs. UNC 	<p>Career-Highs Pts _____ 3 Reb _____ 2 (3x) Ast _____ 1 Blk _____ 1 (3x) Min _____ 5</p>
	50	AUSTIN WILEY	<p>JR » C » 6-11 » 260 » Hoover, Ala. » Calusa Prep</p> <ul style="list-style-type: none"> • 67% FG during current 10-game winning streak • Double-double (17 pts, 10 reb) in first start of 18-19 vs. Murray State • LAST GAME: 1 pt, 5 reb, 1 blk in 6 min vs. UNC 	<p>Career-Highs Pts _____ 25 Reb _____ 12 Ast _____ 1 (6x) Blk _____ 5 (2x) Min _____ 26 (2x)</p>

2018-19 NUMERICAL ROSTER

No.	Name	Pos.	Ht.	Wt.	Cl.	Hometown (Last School)
0	Horace Spencer	F	6-8	225	Sr.	Philadelphia, Pa. (Findlay Prep)
1	Jared Harper	G	6-0	175	Jr.	Mableton, Ga. (Pebblebrook)
2	Bryce Brown	G	6-3	198	Sr.	Stone Mountain, Ga. (Tucker)
3	Danjel Purifoy	F	6-7	230	Jr.	Centreville, Ala. (Hargrave Military Academy)
4	Malik Dunbar	G/F	6-6	230	Sr.	North Augusta, S.C. (College of Central Florida)
5	Chuma Okeke	F	6-8	230	So.	Atlanta, Ga. (Westlake)
10	Samir Doughty	G	6-4	195	Jr.	Philadelphia, Pa. (VCU)
12	J'Von McCormick	G	6-0	175	Jr.	New Orleans, La. (Lee College)
14	Preston Cook	G	6-4	190	Fr.	Auburn, Ala. (Auburn)
20	Myles Parker	F	6-8	200	Fr.	Madison, Ala. (Madison Academy)
21	Devontae Williams	G	6-5	215	Jr.	Opp, Ala. (Opp)
22	Will Macoy	G	6-4	200	Jr.	Birmingham, Ala. (Vestavia Hills)
23	Jamal Johnson*	G	6-4	185	So.	Birmingham, Ala. (Memphis)
24	Anfernee McLemore	F	6-7	220	Jr.	Warwick, Ga. (Worth County)
33	Chase Maasdorp	G	6-0	170	Fr.	Lakewood Ranch, Fla. (The Out-of-Door Academy)
41	Cole Blackstock	F	6-9	260	Sr.	Killen, Ala. (Brooks)
50	Austin Wiley	C	6-11	260	Jr.	Hoover, Ala. (Calusa Prep)
54	Thomas Collier	F	6-9	215	Jr.	Birmingham, Ala. (Briarwood Christian)

* will redshirt 2018-19 season after transferring and have three years of eligibility remaining

- Head Coach:** Bruce Pearl (5th season)
- Assistant Coach:** Ira Bowman (1st season)
- Assistant Coach:** Wes Flanigan (1st season)
- Assistant Coach:** Steven Pearl (5th season)
- Director of Operations:** Chad Prewett (5th season)
- Assistant Director of Operations:** Mike Burgomaster (3rd season)
- Athletic Trainer:** Clark Pearson (10th season)
- Strength & Conditioning Coach:** Damon Davis (10th season)
- Video Coordinator:** Ian Borders (1st season)

2018-19 ALPHABETICAL ROSTER

No.	Name	Pos.	Ht.	Wt.	Cl.	Hometown (Last School)
41	Cole Blackstock	F	6-9	260	Sr.	Killen, Ala. (Brooks)
2	Bryce Brown	G	6-3	198	Sr.	Stone Mountain, Ga. (Tucker)
54	Thomas Collier	F	6-9	215	Jr.	Birmingham, Ala. (Briarwood Christian)
14	Preston Cook	G	6-4	190	Fr.	Auburn, Ala. (Auburn)
10	Samir Doughty	G	6-4	195	Jr.	Philadelphia, Pa. (VCU)
4	Malik Dunbar	G/F	6-6	230	Sr.	North Augusta, S.C. (College of Central Florida)
1	Jared Harper	G	6-0	175	Jr.	Mableton, Ga. (Pebblebrook)
23	Jamal Johnson*	G	6-4	185	So.	Birmingham, Ala. (Memphis)
22	Will Macoy	G	6-4	200	Jr.	Birmingham, Ala. (Vestavia Hills)
33	Chase Maasdorp	G	6-0	170	Fr.	Lakewood Ranch, Fla. (The Out-of-Door Academy)
12	J'Von McCormick	G	6-0	175	Jr.	New Orleans, La. (Lee College)
24	Anfernee McLemore	F	6-7	220	Jr.	Warwick, Ga. (Worth County)
0	Horace Spencer	F	6-8	225	Sr.	Philadelphia, Pa. (Findlay Prep)
5	Chuma Okeke	F	6-8	230	So.	Atlanta, Ga. (Westlake)
20	Myles Parker	F	6-8	200	Fr.	Madison, Ala. (Madison Academy)
3	Danjel Purifoy	F	6-7	230	Jr.	Centreville, Ala. (Hargrave Military Academy)
50	Austin Wiley	C	6-11	260	Jr.	Hoover, Ala. (Calusa Prep)
21	Devontae Williams	G	6-5	215	Jr.	Opp, Ala. (Opp)

ROSTER BY CLASS

- Freshmen (3)**
Preston Cook, Chase Maasdorp, Myles Parker
- Sophomores (2)**
Jamal Johnson, Chuma Okeke
- Juniors (9)**
Thomas Collier, Samir Doughty, Jared Harper, Will Macoy, J'Von McCormick, Anfernee McLemore, Danjel Purifoy, Austin Wiley, Devontae Williams
- Seniors (4)**
Cole Blackstock, Bryce Brown, Malik Dunbar, Horace Spencer

PRONUNCIATION GUIDE

- SAMIR DOUGHTY** SAH-meer DOW-tee
- MALIK** Dunbar Muh-LEEK
- J'VON** McCormick JAY-vahn
- ANFERNEE** McLemore ANN-fur-knee
- CHUMA OKEKE** CHOO-muh oh-KEE-KEE
- DANJEL PURIFOY** DAN-jel PURE-a-foy
- HORACE** Spencer HOR-us
- MAASDORP** CHASE MAAHS-doorp

QUICK FACTS

UNIVERSITY INFORMATION

Location _____ Auburn, Ala.
 Founded _____ 1856
 Enrollment _____ 25,469
 Nickname _____ Tigers
 Colors _____ Burnt Orange and Navy Blue
 Conference _____ Southeastern (SEC)

ADMINISTRATION

President _____ Dr. Steven Leath
 Director of Athletics _____ Allen Greene
 Athletics Phone _____ 855-282-2010

BASKETBALL STAFF INFORMATION

Head Coach _____ Bruce Pearl
 Alma Mater _____ Boston College '82
 Career Record _____ 561-216 (.722)
 Seasons _____ 24th
 Record at Auburn _____ 99-71 (.582)
 Seasons _____ 5th
 Assistant Coach _____ Ira Bowman
 Alma Mater _____ Penn '96
 Assistant Coach _____ Wes Flanigan
 Alma Mater _____ Auburn '97
 Assistant Coach _____ Steven Pearl
 Alma Mater _____ Tennessee '10
 Director of Operations _____ Chad Prewett
 Alma Mater _____ Troy State '94
 Assistant Director of Ops _____ Mike Burgomaster
 Alma Mater _____ Miami '16
 Athletic Trainer _____ Clark Pearson
 Alma Mater _____ Kentucky '96
 Strength & Conditioning Coach _____ Damon Davis
 Alma Mater _____ Western Illinois '03
 Video Coordinator _____ Ian Borders
 Alma Mater _____ Louisville '07

PROGRAM INFORMATION

First Year of Basketball _____ 1905-06
 All-Time Record _____ 1348-1188-1 (.532)
 All-Time SEC Record _____ 610-742 (.451)
 SEC Championships _____ 3 (1960, 1999, 2018)
 SEC Tournament Titles _____ 2 (1985, 2019)
 NCAA Tournament Appearances _____ 10
 NCAA Tournament Record _____ 16-9
 All-Americans _____ 13
 All-SEC Selections _____ 91

TEAM INFORMATION

2017-18 Record _____ 26-8
 SEC Record / Finish _____ 13-5 / 1st
 Home / Away / Neutral _____ 15-1 / 7-4 / 4-3
 Associated Press Final Ranking _____ 19
 USA Today Final Ranking _____ 23
 Letterwinners Returning / Lost _____ 11 / 4
 Starters Returning / Lost _____ 3 / 2
 Newcomers _____ 2

ATHLETICS COMMUNICATIONS

Associate AD _____ Kirk Sampson
 Assistant Director (MBB Contact) _____ Cody Voga
 Cell _____ 334-750-9023
 Email _____ voga@auburn.edu

SOCIAL MEDIA

Instagram _____ @AuburnMBB / @AuburnTigers
 Twitter _____ @AuburnMBB / @AuburnTigers
 Facebook _____ @AuburnMBB / @AuburnTigers
 Hashtags _____ #WarEagle / #UnfinishedBusiness

BRUCE PEARL

Head Coach
5th year at Auburn • 99-71
24th year overall • 561-216



- 7 National Coach of the Year Awards
- 2006 Basketball Times, CBSsportsline, Sporting News National Coach of the Year
- 2008 SEC Co-Coach of the Year
- 2008 Rupp Cup Co-winner
- 2006 & 2008 AP SEC Coach of the Year
- Has advanced to postseason play in 20 of 24 years as a head coach
- Set single-season wins records at three different schools (29 at Southern Indiana in 1995; 26 at Wisconsin-Milwaukee in 2005; 31 at Tennessee in 2008)
- Bruce Pearl's teams have led their conference in scoring 17 of the 24 years that he has been a head coach. His squads were the SEC's scoring champion in four of his six seasons at Tennessee, averaging 77.4 ppg while allowing 70.5 ppg
- One of just seven active head coaches who has led his teams to at least 10 NCAA Sweet 16 appearances (11 total)
- Bruce Pearl is ranked second in the SEC among current head coaches in career winning percentage (.718), fifth in winning percentage as a SEC head coach (.622), fifth in average wins per year as a SEC head coach (21.0) and fifth in SEC games only win pct. (.540, 81-70)
- Bruce Pearl is the 11th coach in SEC history to win four conference crowns (overall or division) in a 10-year span. He is on the same list as Adolph Rupp (UK), Babe McCarthy (MSU), Billy Donovan (UF), Dale Brown (LSU), Joe Hall (UK), John Calipari (UK), Nolan Richardson (ARK), Rick Pitino (UK), Rick Stansbury (MSU) and Tubby Smith (UK)
- Auburn sold out of season tickets for the fourth straight time in 2017-18, all under Pearl, to continue the school record streak. Prior to Pearl, the only other time the Tigers sold out of season tickets came in the 1999-2000 season
- Auburn averaged 8,221 in its 15 home games during the 2017-18 season, which included seven sellouts in the nine SEC games. The 8,221 average is the highest in Auburn Arena history
- In 23 years as a head coach, Bruce Pearl's teams have finished either first or second in conference play 16 times
- At the Division I level, Pearl's teams have topped the 100-point mark 18 times, including a high of 124 in 2009 as well as 121 in the 2007 NCAA Tournament. In his second year as a coach at Southern Indiana the team averaged 101.7 ppg
- In the past two seasons, Auburn has the best non-conference record in the SEC during the regular season at 23-3 (.885), while scheduling perennial NCAA Tournament teams in Dayton, Middle Tennessee, Murray State, Oklahoma, Texas Tech and UConn.

HEAD COACHING RECORD

Year	School	Record	Postseason
1992-93	Southern Indiana	22-7	NCAA Region 3rd Place
1993-94	Southern Indiana	28-4	NCAA Runner-Up
1994-95	Southern Indiana	29-4	NCAA Champions
1995-96	Southern Indiana	25-4	NCAA Sweet 16
1996-97	Southern Indiana	23-5	NCAA First Round
1997-98	Southern Indiana	27-6	NCAA Sweet 16
1998-99	Southern Indiana	26-6	NCAA Sweet 16
1999-00	Southern Indiana	25-6	NCAA Sweet 16
2000-01	Southern Indiana	26-4	NCAA First Round
Total		231-46	
2001-02	Milwaukee	16-13	-
2002-03	Milwaukee	24-8	NCAA First Round
2003-04	Milwaukee	20-11	NIT First Round
2004-05	Milwaukee	26-6	NCAA Sweet 16
Total		86-38	
2005-06	Tennessee	22-8	NCAA Second Round
2006-07	Tennessee	24-11	NCAA Sweet 16
2007-08	Tennessee	31-5	NCAA Sweet 16
2008-09	Tennessee	21-13	NCAA First Round
2009-10	Tennessee	28-9	NCAA Elite Eight
2010-11	Tennessee	19-15	NCAA First Round
Total		145-61	
2014-15	Auburn	15-20	-
2015-16	Auburn	11-20	-
2016-17	Auburn	18-14	-
2017-18	Auburn	26-8	NCAA Second Round
2018-19	Auburn	29-9	NCAA Elite Eight
Total		99-71	
Career		561-216	

- His teams have been just as successful off the court as Auburn has had 18 graduates in four years – the most in the SEC. In 2018, Auburn received an Academic Progress Rate Public Recognition Award marking the first time the Tigers have been honored since the award began tracking data in 2004. The NCAA annually honors teams earning multiyear Academic Progress Rates in the top 10 percent of all squads in each sport.
- Auburn recently secured its third perfect APR score of 1,000 in mid-May, something that has never been accomplished in program history.
- In the past four years, Auburn men's basketball has averaged an APR of 995 (out of 1,000). In the previous four seasons before Pearl and his staff arrived, Auburn's APR average score was 940.
- Bruce Pearl has raised \$1 million in only four golf tournaments at Auburn. Pearl and his wife, Brandy, have remarkably raised \$770,000 in the last three years benefitting Children's Harbor in Birmingham through the Bruce Pearl Fore the Children Golf Classic. The mission of Children's Harbor is to help children with serious illness and their families. Over \$200,000 was raised in the Bruce, Barkley & Basketball Golf Classic Oct. 23-24, 2016, benefitting the Auburn Basketball program.
- Pearl started AURLIVE at Auburn in 2015-16 to benefit cancer patients in the fight to beat cancer. AURLIVE raises the awareness of cancer prevention and detection while t-shirt sales and donations raise money to benefit cancer patients. He initiated the AURLIVE program in 2009 at Tennessee in recognition of former Vol Chris Lofton, who beat testicular cancer through early diagnosis and treatment and went on to play the entire 2007-08 season while recovering from his battle with the disease.
- The Bruce Pearl Family Foundation in conjunction with L5 Foundation, an organization dedicated to addressing the essential and basic needs of cancer patients, donated \$20,000 to five charities in a ceremony in Knoxville in August 2015.
- The Pearl family announced on Feb. 27, 2007, a \$100,000 donation to endow a scholarship in the name of former Tennessee player Dane Bradshaw. The Dane Bradshaw Athletic Scholarship Endowment is awarded to the male or female student-athlete at UT who best epitomizes the characteristics of the 2006-07 senior captain.

TOP PERFORMANCES UNDER PEARL AT AUBURN

MOST POINTS TEAM

- 119, vs. Northwestern State (Nov. 27, 2015)
119, vs. Winthrop (Nov. 24, 2017)
- 117, vs. Coastal Carolina (Dec. 15, 2016)
- 105, vs. Louisiana (Nov. 21, 2014)
- 103, vs. Mississippi College (Nov. 14, 2018)**

MOST POINTS INDIVIDUAL

- 34, Bryce Brown vs. Dayton (Dec. 8, 2018)**
- 31, Bryce Brown vs. Norfolk State (Nov. 10, 2017)
31, Mustapha Heron vs. Winthrop (Nov. 24, 2017)
31, Jared Harper at UAB (Dec. 15, 2018)
- 29, Antoine Mason at Kentucky (Feb. 21, 2015)
29, KT Harrell vs. LSU (Mar. 13, 2015)
29, Bryce Brown vs. South Carolina (Mar. 3, 2018)

MOST REBOUNDS TEAM

- 66, vs. Mississippi College (Nov. 14, 2018)**
- 52, vs. Gardner-Webb (Dec. 6, 2017)
- 51, vs. Eastern Kentucky (Nov. 17, 2016)
51, at UConn (Dec. 23, 2016)
- 50, at Texas A&M (Jan. 16, 2019)**

MOST REBOUNDS INDIVIDUAL

- 19, Cinmeon Bowers at Middle Tennessee (Dec. 12, 2015)
- 18, Cinmeon Bowers vs. Alabama (Jan. 19, 2016)
18, Cinmeon Bowers vs. Ole Miss (Feb. 20, 2016)
- 17, Cinmeon Bowers vs. Milwaukee (Nov. 14, 2014)
17, Cinmeon Bowers vs. Winthrop (Dec. 17, 2014)
17, Cinmeon Bowers vs. Mississippi State (Jan. 21, 2015)
17, Horace Spencer vs. Mississippi College (Nov. 14, 2018)

MOST 3-POINTERS TEAM

- 21, vs. Coastal Carolina (Dec. 15, 2016)
- 18, vs. South Alabama (Nov. 6, 2018)**
- 17, vs. North Carolina (Mar. 29, 2019)**
17, vs. Arkansas (Feb. 20, 2019)
17, vs. Northwestern State (Nov. 27, 2015)
17, vs. Vanderbilt (Feb. 3, 2018)

MOST 3-POINTERS INDIVIDUAL

- 9, Bryce Brown at Arkansas (Feb. 17, 2016)
- 8, Kareem Canty at Middle Tennessee (Dec. 12, 2015)
8, Bryce Brown vs. South Carolina (Mar. 3, 2018)
- 7, KT Harrell vs. Coastal Carolina (Dec. 5, 2014)
7, Bryce Brown at Ole Miss (Jan. 9, 2019)
7, Bryce Brown vs. Kansas (Mar. 23, 2019)

MOST FT MADE TEAM

- 31, vs. Arkansas (Feb. 10, 2015)
31, at Arkansas - Feb. 27, 2018)
- 30, at South Carolina (Feb. 17, 2018)
- 29, vs. Georgia (Feb. 24, 2016)
- 29, vs. Ole Miss (Jan. 9, 2017)

MOST FT MADE INDIVIDUAL

- 15, KT Harrell vs. Georgia (Mar. 3, 2015)
15, Jared Harper at UAB (Dec. 15, 2018)
- 14, Jared Harper vs. Ole Miss (Jan. 7, 2017)
- 12, Desean Murray vs. Ole Miss (Jan. 9, 2018)
12, Jared Harper vs. South Carolina (Mar. 15, 2019)

MOST FT ATTEMPTED TEAM

- 42, vs. Eastern Kentucky (Nov. 17, 2016)
42, vs. Alabama (Jan. 21, 2017)
- 40, vs. Arkansas (Feb. 10, 2015)
40, vs. Alabama (Jan. 19, 2016)
- 39, vs. Milwaukee (Nov. 14, 2014)
39, vs. Georgia (Feb. 24, 2016)
39, vs. Georgia State (Nov. 14, 2016)
39, at South Carolina (Jan. 24, 2017)
39, vs. Florida (Feb. 14, 2017)

MOST FT ATTEMPTED INDIVIDUAL

- 18, Cinmeon Bowers vs. Missouri (Jan. 10, 2015)
18, KT Harrell vs. LSU (Mar. 13, 2015)
18, Austin Wiley vs. Alabama (Jan. 21, 2017)
- 17, Jared Harper vs. Ole Miss (Jan. 7, 2017)
- 16, Cinmeon Bowers vs. LSU (Feb. 2, 2016)
16, Jared Harper at UAB (Dec. 15, 2018)

MOST ASSISTS TEAM

- 25, vs. Saint Peter's (Nov. 28, 2018)**
- 24, vs. South Alabama (Nov. 6, 2018)**
- 23, vs. Northwestern State (Nov. 27, 2015)
23, vs. USC Upstate (Nov. 29, 2016)
23, at TCU (Jan. 28, 2017)
23, vs. North Florida (Dec. 29, 2018)

MOST ASSISTS INDIVIDUAL

- 14, Jared Harper vs. Vanderbilt (Feb. 3, 2018)
- 13, Jared Harper vs. South Alabama (Nov. 6, 2018)**
- 13, Jared Harper vs. North Carolina (Mar. 29, 2019)**
- 10, Kareem Canty vs. Northwestern State (Nov. 27, 2015)
10, Jared Harper vs. Gardner-Webb (Dec. 6, 2017)
10, Jared Harper vs. Murray State (Dec. 22, 2018)
10, Jared Harper vs. North Florida (Dec. 29, 2018)

MOST STEALS TEAM

- 20, vs. North Florida (Dec. 29, 2018)**
- 16, vs. Saint Peter's (Nov. 28, 2018)**
- 14, vs. Georgia (Jan. 20, 2018)
14, vs. Alabama (Feb. 21, 2018)
14, vs. Mississippi College (Nov. 14, 2018)
14, vs. Florida (Mar. 16, 2019)
14, vs. Tennessee (Mar. 17, 2019)

MOST STEALS INDIVIDUAL

- 5, K.C. Ross-Miller vs. Oregon State (Nov. 26, 2014)
5, K.C. Ross-Miller vs. Middle Tennessee (Dec. 29, 2014)
5, Antoine Mason at LSU (Feb. 5, 2015)
5, Malik Dunbar vs. UNC Asheville (Dec. 4, 2018)
5, Chuma Okeke vs. Murray State (Dec. 22, 2018)
5, Chuma Okeke vs. North Florida (Dec. 29, 2018)

MOST BLOCKS TEAM

- 12, at Missouri (Jan. 10, 2017)
12, vs. UNC Asheville (Dec. 4, 2018)
- 11, vs. Boston College (Dec. 12, 2016)
10, vs. Gardner-Webb (Dec. 6, 2017)
10, at Murray St. (Dec. 19, 2017)
10, vs. Cornell (Dec. 30, 2017)

MOST BLOCKS INDIVIDUAL

- 7, Horace Spencer at Arkansas (Feb. 17, 2016)
- 6, Horace Spencer vs. Oklahoma State (Jan. 30, 2016)
6, Horace Spencer vs. Boston College (Dec. 12, 2016)
6, Anfernee McLemore vs. Gardner-Webb (Dec. 6, 2017)
6, Anfernee McLemore at Missouri (Jan. 24, 2018)

AUBURN IN MARCH MADNESS ALL-TIME

1984 • #5 SEED • EAST REGION

Date	Opponent	Location	Result
Feb. 24	Richmond (#12 Seed)	Charlotte, N.C.	L, 72-71

1985 • #11 SEED • SOUTHEAST REGION

Date	Opponent	Location	Result
March 14	Purdue (#6 Seed)	South Bend, Ind.	W, 59-58
March 16	Kansas (#3 Seed)	South Bend, Ind.	W, 66-64
March 22	North Carolina (#2 Seed)	Birmingham, Ala.	L, 62-56

1986 • #8 SEED • WEST REGION

Date	Opponent	Location	Result
March 14	Arizona (#9 Seed)	Long Beach, Calif.	W, 73-63
March 16	St. John's (#1 Seed)	Long Beach, Calif.	W, 81-65
March 20	UNLV (#4 Seed)	Houston, Texas	W, 70-63
March 22	Louisville (#2 Seed)	Houston, Texas	L, 84-76

1987 • #8 SEED • MIDWEST REGION

Date	Opponent	Location	Result
March 12	San Diego (#9 Seed)	Indianapolis, Ind.	W, 62-61
March 14	Indiana (#1 Seed)	Indianapolis, Ind.	L, 107-90

1988 • #8 SEED • SOUTHEAST REGION

Date	Opponent	Location	Result
March 17	Bradley (#9 Seed)	Atlanta, Ga.	W, 90-86
March 19	Oklahoma (#1 Seed)	Atlanta, Ga.	L, 107-87

1999 • #1 SEED • SOUTH REGION

Date	Opponent	Location	Result
March 11	Winthrop (#16 Seed)	Indianapolis, Ind.	W, 80-41
March 13	Oklahoma State (#9 Seed)	Indianapolis, Ind.	W, 81-74
March 18	Ohio State (#4 Seed)	Knoxville, Tenn.	L, 72-64

2000 • #7 SEED • MIDWEST REGION

Date	Opponent	Location	Result
March 16	Creighton (#10 Seed)	Minneapolis, Minn.	W, 72-69
March 17	Iowa State (#2 Seed)	Minneapolis, Minn.	L, 79-60

2003 • #10 SEED • EAST REGION

Date	Opponent	Location	Result
March 21	St. Joe's (#7 Seed)	Tampa, Fla.	W, 65-63 (OT)
March 23	Wake Forest (#2 Seed)	Tampa, Fla.	W, 68-62
March 28	Syracuse (#3 Seed)	Albany, N.Y.	L, 79-78

2018 • #4 SEED • MIDWEST REGION

Date	Opponent	Location	Result
March 16	Col. of Charleston (#13 Seed)	San Diego, Calif.	W, 62-58
March 18	Clemson (#5 Seed)	San Diego, Calif.	L, 84-53

2019 • #5 SEED • MIDWEST REGION

Date	Opponent	Location	Result
March 21	New Mexico St. (#12 Seed)	Salt Lake City, Utah	W, 78-77
March 23	Kansas (#4 Seed)	Salt Lake City, Utah	W, 89-75
March 29	North Carolina (#1 Seed)	Kansas City, Mo.	W, 97-80
March 31	Kentucky (#2 Seed)	Kansas City, Mo.	-

AUBURN'S RECORD IN MARCH MADNESS

Overall	16-9	Overall	16-9
As 1 seed	2-1	vs. 1 seed	2-2
As 2 seed	0-0	vs. 2 seed	1-3
As 3 seed	0-0	vs. 3 seed	1-1
As 4 seed	1-1	vs. 4 seed	2-1
As 5 seed	3-1	vs. 5 seed	0-1
As 6 seed	0-0	vs. 6 seed	1-0
As 7 seed	1-1	vs. 7 seed	1-0
As 8 seed	5-3	vs. 8 seed	0-0
As 9 seed	0-0	vs. 9 seed	4-0
As 10 seed	2-1	vs. 10 seed	1-0
As 11 seed	2-1	vs. 11 seed	0-0
As 12 seed	0-0	vs. 12 seed	1-1
As 13 seed	0-0	vs. 13 seed	1-0
As 14 seed	0-0	vs. 14 seed	0-0
As 15 seed	0-0	vs. 15 seed	0-0
As 16 seed	0-0	vs. 16 seed	1-0

TEAM SUPERLATIVES IN NCAA

Most Points	97, vs. North Carolina (2019)
Fewest Points	53, vs. Clemson (2018)
Most Field Goals	36 (2x), last vs. North Carolina (2019)
Most Field Goals Att.	86, vs. Indiana (1987)
Most 3-Pointers	17, vs. North Carolina (2019)
Most 3-Pointers Att.	37, vs. North Carolina (2019)
Most Free Throws	23, vs. Bradley (1988)
Most Free Throws Att.	32, vs. Col. of Charleston (2018)
Most Rebounds	57, vs. Oklahoma (1988)
Most Assists	23, vs. Bradley (1988)
Most Steals	16, vs. Winthrop (1999)
Most Blocks	6 (2x), last vs. North Carolina (2019)
Most Fouls	25, vs. Indiana (1987)

INDIVIDUAL SUPERLATIVES IN NCAA

Most Points	36, Chris Morris vs. Bradley (1988)
Most Field Goals	12 (2x), last Marquis Daniels vs. Syracuse (2003)
Most Field Goals Att.	25, Chuck Person vs. UNC (1985)
Most 3-Pointers	7, Bryce Brown vs. Kansas (2019)
Most 3-Pointers Att.	11, Bryce Brown vs. Kansas (2019)
Most Free Throws	12 (2x), last Jeff Moore vs. Oklahoma (1988)
Most Free Throws Att.	13 (2x), last Jeff Moore vs. Oklahoma (1988)
Most Rebounds	17, Charles Barkley vs. Richmond (1984)
Most Assists	11, Jared Harper vs. North Carolina (2019)
Most Steals	5, Frank Ford vs. UNLV (1986)
Most Blocks	4 (3x), last Kyle Davis vs. Syracuse (2003)

AUBURN BESTS IN NCAA

Most Points	95, Chuck Person (4 games, 1986)
Most Field Goals	44, Chuck Person (4 games, 1986)
Most 3-Pointers	11, Bryce Brown (2 games, 2019)
Most Free Throws	16 (2x), last Chris Morris (2 games, 1988)
Most Rebounds	38, Chuck Person (4 games, 1986)
Most Assists	34, Gerald White (4 games, 1986)
Points by a Team	300 (4 games, 1986)
Field Goals by a Team	126 (4 games, 1986)
Free Throws by a Team	48 (4 games, 1986)
Rebounds by a Team	143 (4 games, 1986)

AUBURN'S RECORD BY OPPONENT

Arizona	1-0	Oklahoma	0-1
Bradley	1-0	Oklahoma State	1-0
Col. of Charleston	1-0	Purdue	1-0
Clemson	0-1	Richmond	0-1
Creighton	1-0	St. John's	1-0
Indiana	0-1	St. Joseph's	1-0
Iowa State	0-1	San Diego	1-0
Kansas	2-0	Syracuse	0-1
Louisville	0-1	UNLV	1-0
New Mexico State	1-0	Wake Forest	1-0
North Carolina	1-1	Winthrop	1-0
Ohio State	0-1		

AUBURN IN MARCH MADNESS BY REGION

Region	App.	Games	Record	Season(s)
East	2	4	2-2	1984, 2003
Midwest	4	9	6-3	1987, 2000, 2018, 2019
South	1	3	2-1	1999
Southeast	2	5	3-2	1985, 1988
West	1	4	3-1	1986

AUBURN AND THE NCAA TOURNAMENT

» Auburn, which is the 5-seed in the Midwest region, have reached the Elite Eight for just the second time in program history, joining the 1986 squad.

» The Tigers are 16-9 all-time in NCAA Tournament play and have won four of their last five.

» This is the fourth time Auburn has been a 5-seed or higher (1-seed in 1999, 4-seed in 2018 and 5-seed in 1984). Auburn's win over New Mexico State in the first round makes it nine straight NCAA Tournament appearances with at least one win for the Tigers.

AUBURN IN THE SHOW-ME STATE

» Auburn is 4-7 all-time in the state of Missouri, but the Tigers are 3-1 in Kansas City. All three games were a part of the 2000 Energia Systems Thanksgiving Tournament. In that event, Auburn defeated Robert Morris 89-71, lost to Toledo 95-90 in double overtime and defeated Providence 80-69. The Tigers are 1-5 all-time in Columbia, including a 2-3 record at Missouri.

TAKING IT TO THE BLUE BLOODS

» Auburn has already defeated Kansas and North Carolina en route to its second Elight Eight appearance in program history.

» Auburn became the only team to defeat Kansas and North Carolina in consecutive games in NCAA Tournament history. The Tigers are also the only team to play Kansas, North Carolina and Kentucky in three straight games in the NCAA Tournament.

PLAY YOUR BEST AGAINST THE BEST

» The Tigers have won three straight over AP Top-10 teams for the first time in program history following wins against No. 5 and No. 8 Tennessee as well as No. 3 North Carolina. Auburn has won four straight over ranked opponents just once all-time when it took down No. 1 Kentucky, No. 10 Florida, No. 17 Vanderbilt and No. 11 Bradley in succession in 1988.

PEARL IN THE NCAA TOURNAMENT

» In his fifth season as Auburn's head coach, Bruce Pearl is the first head coach to lead the Tigers to the NCAA Tournament twice in his first five seasons in program history. Sonny Smith led Auburn to the first of five straight Tournament appearances in his sixth season in 1984 and Cliff Ellis got Auburn to the Tournament for the first of three trips in 1999 in his fifth season. He joins Smith (1985 and 1986) and Ellis (1999 and 2003) in leading the Tigers to the Sweet 16. He joined Smith (1986) as the only coach to lead Auburn to the Elite Eight.

» Pearl has led his teams to 19 NCAA Tournaments in 24 years as a collegiate coach. Southern Indiana made it to the NCAA Tournament in all nine years under him, Pearl led Wisconsin-Milwaukee to two NCAA Tournaments in four years, Tennessee was an NCAA Tournament participant all six years Pearl was in Knoxville and this is Auburn's second straight NCAA Tournament appearance under Pearl.

» Pearl has compiled a 31-18 (.633) record in NCAA Tournament play, including a 16-8 mark at Southern Indiana, a 3-3 tally at Wisconsin-Milwaukee, an 8-6 mark at Tennessee and 4-1 in two tournament appearances at Auburn. This is his 11th Sweet 16s, he has been to the Elite Eight four times (including 2019) and he led Southern Indiana to the DII National Championship game twice, winning the title in 1995.

» Pearl, who led Wisconsin-Milwaukee to the Sweet 16 in 2005 and Tennessee in 2007, 2008 and 2010, is the 12th coach all-time to lead at least three different schools to the Sweet 16 in the DI NCAA Tournament. He also led Southern Indiana to the DII national championship in 1995.

» Pearl joins Rick Barnes, Gene Bartow, John Calipari, Lon Kruger, Frank McGuire, Ralph Miller, Rick Pitino, Bill Self, Tubby Smith, Eddie Sutton and Bruce Weber on the list of coaches to lead three different schools to the Sweet 16.

» He is one of three coaches to lead four programs all-time to the Sweet 16 (Southern Indiana), joining Lon Kruger and Eddie Sutton.

TALE OF THE TAPE



Scoring Offense	80.2	76.0
Scoring Defense	68.8	64.4
Scoring Margin	+11.4	+11.6
FG Pct.	.453	.478
FG Pct. Defense	.435	.400
3-pt. FG Pct.	.381	.358
3-pt. FG Pct. Defense	.347	.345
FT Pct.	.708	.743
Rebounds Per Game	34.2	38.4
Opp. Rebounds Per Game	35.3	28.9
Rebound Margin	-1.1	+9.5
Assists Per Game	14.6	13.5
Turnovers Per Game	11.9	12.6
Opp. Turnovers Per Game	17.4	12.2
Turnover Margin	+5.5	-0.4
Assist/Turnover Ratio	1.2	1.1
Steals Per Game	9.4	6.0
Blocks Per Game	4.7	4.8

TOTAL +/-

	Last Game	Season	Avg.
#0 Spencer	-12	+166	+4.4
#1 Harper	+13	+373	+9.8
#2 Brown	+21	+359	+9.4
#3 Purifoy	+6	+44	+1.7
#4 Dunbar	+27	+195	+5.3
#5 Okeke	+4	+364	+9.6
#10 Doughty	+2	+260	+6.8
#12 McCormick	+1	+112	+3.0
#14 Cook	DNP	-2	+0.3
#20 Parker	-3	-5	-0.4
#21 Williams	DNP	-14	-2.0
#22 Macoy	-3	-15	-1.3
#24 McLemore	+29	+230	+6.1
#33 Maasdorp	DNP	-28	-2.8
#41 Blackstock	-3	-19	-1.6
#50 Wiley	+3	+115	+4.3
#54 Collier	DNP	-10	-1.3

PRE-GAME QUOTES

Head Coach Bruce Pearl

On the bench vs. North Carolina...
 "I thought our bench did a tremendous job responding. We got 40 off our bench tonight. I thought Danjel Purifoy stayed right and ready, and, you know, we probably don't hold on unless we have Danjel sort of ready to be able to go in there."

On Kentucky...
 "We played Kentucky, and they physically overwhelmed us in Lexington. We actually went into that game playing pretty well, and we got manhandled. We haven't lost since that game in late February. The lesson there was we didn't -- because we respect Kentucky so much and we recognize they had a great night, these guys weren't destroyed. Kentucky really beat us. We didn't play great, but we got it handed to us because they played so well."

PLAYER TO WATCH: BRYCE BROWN

One of the most prolific shooters in program history, Bryce Brown is leading the Tigers on what could be described as the best run at Auburn all-time. The Stone Mountain, Ga. native is thrid in the country with 133 made 3s this season. Brown has hit at least five 3-pointers in six of the last 13 games. He is averaging 18.1 points per game during the last eight contests, all in double figures.



2018-19 GAME LEADERS

Led Team in Scoring

Bryce Brown	17
Jared Harper	12
Chuma Okeke	7
Samir Doughty	1
J'Von McCormick	1
Anfernee McLemore	1
Austin Wiley	1

Led Team in Rebounding

Chuma Okeke	22
Austin Wiley	7
Horace Spencer	6
Anfernee McLemore	5
Samir Doughty	3
Malik Dunbar	1
Jared Harper	1

Led Team in Assists

Jared Harper	33
Chuma Okeke	3
Bryce Brown	2
Samir Doughty	2
J'Von McCormick	1
Horace Spencer	1

Led Team in Steals

Chuma Okeke	17
Samir Doughty	13
Jared Harper	11
Malik Dunbar	8
J'Von McCormick	7
Bryce Brown	5
Danjel Purifoy	4
Horace Spencer	4
Anfernee McLemore	2

Led Team in Blocks

Horace Spencer	12
Chuma Okeke	11
Austin Wiley	11
Anfernee McLemore	8
Malik Dunbar	4
Samir Doughty	2
Danjel Purifoy	1

DOUBLE-DOUBLE LIST

Chuma Okeke (7)

- 19 pts, 10 reb vs. Washington (Nov. 9)
- 14 pts, 12 reb vs. Missouri (Jan. 30)
- 12 pts, 14 reb at LSU (Feb. 9)
- 23 pts, 11 reb vs. Ole Miss (Feb. 13)
- 17 pts, 14 reb at Alabama (March 5)
- 18 pts, 13 reb vs. Tennessee (March 17)
- 20 pts, 11 reb vs. N. Carolina (March 29)

Jared Harper (2)

- 20 pts, 13 ast vs. South Alabama (Nov. 6)
- 12 pts, 10 ast vs. Murray State (Dec. 22)

Horace Spencer (2)

- 14 pts, 17 reb vs. Miss. College (Nov. 14)
- 11 pts, 10 reb vs. Missouri (March 14)

Austin Wiley (1)

- 17 pts, 10 reb vs. Murray State (Dec. 22)

PEARL RISES IN CAREER WINS LIST

» Auburn's win over New Mexico State in the first round of the NCAA Tournament was Bruce Pearl's 97th victory in his five seasons on the Plains. The win moved him ahead of Jeff Lebo, who recorded 96 wins in six years with the Tigers from 2004-10, for fifth on Auburn's wins list. His 99 wins are the most by an Auburn head coach in his first five seasons, surpassing Cliff Ellis' 96 wins in his first five years from 1994-99.

AUBURN VS. THE 2019 NCAA FIELD

» Auburn has compiled a 10-7 record against the 2019 NCAA Tournament field so far this season. The Tigers have won their last seven games against the field.

» Auburn has defeated Florida (twice), Kansas, Mississippi State, Murray State, New Mexico State, North Carolina, Tennessee (twice) and Washington. The Tigers have dropped contests with Duke, Kentucky (twice), LSU, Ole Miss (twice) and Mississippi State.

TAKING DOWN 30-GAME WINNERS

» Auburn's win over New Mexico State, who entered the game with a 30-4 record, is the Tigers' third NCAA Tournament win all-time over a team that entered the contest with at least 30 wins.

» In 1986, Auburn defeated top-seeded St. John's (31-4) by a score of 81-65 in the second round of the West Regional. The Tigers followed that up with a 70-63 victory over UNLV (33-4) in the regional semifinal.

LONGEST WIN STREAK IN 2019 FIELD

» Auburn touts an 11-game winning streak heading into the Elite Eight. It is Auburn's longest winning streak of the season. Auburn was 2-5 in games decided by six points or less on the season until winning six games by six points or less during its current winning streak.

Team	Streak	Next Opponent
Auburn	11	2-seed Kentucky
Michigan State	8	1-seed Duke
Duke	6	2-seed Michigan State

AS GOOD AS IT HAS EVER BEEN

» Auburn has compiled a 55-17 (.764) record over the last two seasons, including a 24-12 (.667) mark in the SEC. The Tigers went 26-8 and claimed the third regular-season SEC championship (1960, 1999 and 2018) in program history with a 13-5 conference record last season before advancing to the second round of the NCAA Tournament. Auburn enters the Elite Eight with a 29-9 mark after finishing 11-7 in the SEC and claiming the second SEC Tournament title in program history and the first since 1985.

» It is the third time the Tigers have won 11+ SEC games in at least two straight seasons in program history. Auburn and Tennessee are the only two teams that have won at least 11 SEC games in each of the last two seasons and the Tigers' 24 SEC wins over that span are tied with LSU for third in the conference, only trailing Tennessee (28) and Kentucky (25). Auburn's 15 wins against SEC opponents matches the 1988-99 Tigers for the most in a season all-time.

2018: 13 SEC wins

2019: 11 SEC wins

1975: 12 SEC wins
1976: 11 SEC wins

1958: 11 SEC wins
1959: 12 SEC wins
1960: 12 SEC wins

» This is the third time in program history that the Tigers have won 20-plus games in at least two straight seasons. It is the first time Auburn has strung together back-to-back seasons with 25-plus wins and the Tigers' 29 wins this season surpass their win total from last season and is tied with the 1998-99 team for the most wins in program history. They strung together three-straight 20-win seasons from 1983-84 to 1985-86, winning 20 games in 1983-84 and 22 games in 1984-85 and 1985-86. After winning a program record 29 games in 1998-99, Auburn won 24 games in 1999-2000. The Tigers' 55 wins the last two seasons are a new school record, surpassing the old mark of 53 wins in 1998-99 and 1999-2000. Auburn, Kentucky and Tennessee are the only three SEC teams that have won at least 26 games in each of the last two seasons. Auburn won 18 games two years ago and currently has won 73 games in the last three seasons, which is a program record for wins in a three-year stretch.

2017-18: 26 overall wins

2018-19: 29 overall wins

1998-99: 29 overall wins
1999-2000: 24 overall wins

1983-84: 20 overall wins
1984-85: 22 overall wins
1985-86: 22 overall wins

Most wins in a three-year period

Seasons	Wins
2016-17 to 2018-19	73
1998-99 to 2000-01	71
1997-98 to 1999-00	69
1983-84 to 1985-86	64
1984-85 to 1986-87	62
1996-97 to 1998-99	61

Most wins in a two-year period

Seasons	Wins
2017-18 & 2018-19	55
1998-99 & 1999-2000	53

Most Wins in Program History

Year	Record	Year	Record
1998-99	29-4	1999-2000	24-10
2018-19	29-9	2002-03	22-12
2017-18	26-8	1985-86	22-11
2008-09	24-12	1984-85	22-12

AUBURN STILL PERFECT IN MARCH

» Auburn is 10-0 in the month of March, setting a new program record for wins in March, surpassing the old mark of seven victories in March 1985. The Tigers' perfect slate this month includes winning four games in four days to claim the program's second SEC Tournament title and first since 1985. In the SEC Tournament, which was held in Nashville, Tenn., Auburn defeated

Missouri 81-71 in the second round, knocked off South Carolina 73-64 in the quarterfinals, won 65-62 against Florida in the semifinals before handling Tennessee 84-64 in the title game. Auburn, the 5-seed in the Midwest Regional, then defeated No. 12 seed New Mexico State 78-77 and fourth-seeded Kansas 89-75 in the first two rounds of the NCAA Tournament. The Tigers' seven postseason victories this season are tied with the total amount of postseason wins in the previous 10 seasons combined.

PEARL ONE WIN AWAY FROM RECORD

» With one more win, Auburn (29-9) will surpass the 1998-99 Tigers (29-4) for the program's single-season victories record. Bruce Pearl currently holds at least a share of the single-season wins record at each of the other three schools he has coached. In 1994-95, Pearl coached Southern Indiana to a 29-4 record and the NCAA DII National Championship. He led Wisconsin-Milwaukee to a 26-6 record and a Sweet 16 berth in 2005. The Panthers' 26 victories that season still stand as a program record. Pearl coached Tennessee to a 31-5 record and a regular-season SEC title on its way to a Sweet 16 appearance in 2008.

100 SEC WINS ... AND COUNTING

» With a win at Vanderbilt on Feb. 16, Auburn head coach Bruce Pearl picked up his 100th SEC win. Pearl became the 23rd coach in conference history to amass 100 victories and just the fifth to accomplish the feat while coaching two schools.

» The other coaches to have 100 SEC wins while leading two programs include C.M. Newton (195, Alabama and Vanderbilt), Tubby Smith (139, Georgia and Kentucky), Don DeVoe (110, Tennessee and Florida) and John Mauer (103, Tennessee and Florida).

» Coach Pearl is one of just two active coaches to tally 100 conference wins in the league, joining Kentucky head coach John Calipari.

LIT IT FLY

» Auburn has made 438 3-pointers this season, which leads the country and is fourth-most in DI history. The Tigers lead the SEC and are third nationally with 11.5 made 3s per game and also leads the league with a 40.7 3-point field-goal percentage, which is on pace to be fourth in program history. Auburn set a new program record for 3-pointers in a season at Alabama on March 5, breaking the old mark of 324 triples from last season. The Tigers' set a new single-season SEC record for 3-pointers against South Carolina in the quarterfinals of the SEC Tournament. Auburn is the only school that has multiple seasons ranked in the top 8 in SEC history in terms of 3-point field goals made. Auburn made 53 3s in four games during its run to the SEC Tournament title.

» To put in perspective how many more 3-pointers the Tigers have made than any other team in the SEC, if Auburn did not make a 3-point field goal in the next 12 games, the Tigers would be averaging 8.592 3s per game, which is still more than Mississippi State, which currently ranks second in the SEC with 8.588 treys per game. Auburn is on pace to break the current SEC record of 10.04 3-pointers made per game by Kentucky in 1990 by over 1.3 3s per game.

» The Tigers have made double-digit 3-pointers in 26 of 38 games this season, including 17 of 23 games against SEC opponents and both NCAA Tournament games. In each of Auburn's NCAA Tournament games, Auburn has set a new program NCAA Tournament game record for 3-pointers. First, the Tigers made 12 triples against New Mexico State and then went one better with 13 3-point field goals against Kansas. Then, Auburn buried 17 3s vs. North Carolina. Prior to topping 300 3-pointers in each of the last two years, Auburn had not previously done so in program history. The Tigers have made double-digit 3s in 70 of 169 games (41.4 percent) under head coach Bruce Pearl. Prior to Pearl's arrival, the Tigers had just 124 games with at least 10 3s in 855 games since the creation of the 3-point shot in college basketball for the 1986-87 season (14.5 percent).

» Auburn has six games this season with at least 15 3-pointers, including 17 3s against Arkansas on Feb. 20, which matches the Tigers' record for the most 3-point field goals in an SEC game. Of Auburn's eight games against SEC opponents with at least 15 3-pointers all-time, four came in the Tigers' last 16 games against conference foes this season. The Tigers only had nine games with 15 3-pointers all-time prior to this season.

Most 3-Pointers Made in Auburn History

Rank	Year	3FGM	3PG
1.	2018-19	438	11.5
2.	2017-18	324	9.5
3.	2016-17	289	9.0
4.	1995-96	287	9.0
5.	2008-09	278	7.7

Most 3-Pointers Made in SEC History

Rank	Team (Year)	3FGM
1.	Auburn (2019)	438
2.	Arkansas (1995)	361
3.	Florida (2012)	357
4.	Vanderbilt (2017)	346
5.	Kentucky (1993)	340
6.	Mississippi State (2010)	329
7.	Tennessee (2007)	327
8.	Auburn (2018)	324

KENPOM.COM CORNER

Adjusted Efficiency Margin

Value	SEC	NCAA
+24.4	3rd	11th

Adjusted Offensive Efficiency

Points scored per 100 possessions

Value	SEC	NCAA
121.0	2nd	6th

Adjusted Defensive Efficiency

Points allowed per 100 possessions

Value	SEC	NCAA
96.6	4th	43rd

Most 3-Pointers Made in NCAA History

Rank	Team (Year)	3FGM
1.	Villanova (2018)	464
2.	VMI (2007)	442
3.	Auburn (2019)	438
	VMI (2009)	438
5.	North Florida (2016)	411
6.	Akron (2016)	409
7.	Duke (2001)	407
8.	Central Michigan (2017)	399

» At 11.5 3-pointers per game, Auburn is on pace to finish with the 19th-best mark in NCAA history for 3s made per game in a season. The Tigers are currently on pace to be the only SEC team to total 11.5 3-pointers per game in a season.

» Auburn leads the SEC, outscoring its opponents by 9.5 points per game from beyond the arc. This is 4.5 points per game better than any other SEC team.

LIT IT UP

» Auburn set a new program NCAA Tournament record by making 17 3-pointers vs. North Carolina, surpassing the barely old mark of 13 vs. Kansas just last round. The Tigers have now made 438 triples on the season, which is fourth-most in DI history. It is Auburn's 26th game with double-digit 3-pointers this season.

OFF THE COURT: ANFERNEE MCLEMORE

Anfernee McLemore is the perfect embodiment of what it means to be a student-athlete at Auburn University. The two-time Academic Top Tiger honoree recently served on the prestigious Southeastern Conference Men's Basketball Leadership Council. He also has logged hours at the "Breakfast Club" where he serves as a role model for young kids in the Auburn community.



DYNAMIC BACKCOURT

» Auburn has been led this season by its dynamic backcourt of Bryce Brown and Jared Harper. They averaged 31.0 points on 31-of-64 shooting from long range in Auburn's three NCAA Tournament games. The duo is averaging 31.0 points and 6.0 3-point field goals per game on the season. The pair averaged 31.3 points and 5.9 3-pointers on 40.0 shooting from deep in SEC play. Brown (3.5; 1st, 40.7; 2nd) and Harper (2.5; 3rd, 37.5; 4th) both rank in the top four in the SEC in 3-point field goals per game and 3-point field-goal percentage. They are the only pair of teammates to rank in the top 4 in the SEC in either statistical category, much less both. They have made 228 3s, which is more than 95 DI teams.

» The duo has combined for 18 20-point games this season, including Auburn's win over Xavier in the first round of the Maui Invitational when Brown scored 26 and Harper added 25, season highs for each at the time. The pair has each had a 30-plus-point game this season. Against Dayton on Dec. 8, Brown scored a career-high 34 points, including 22 first-half points, on 10-of-18 field goals, 6-of-13 from 3-point range and 8-of-9 from the free-throw line, while Harper added 20 points on 4-of-7 shooting from long range and 6-of-6 from the free-throw line. He also dished out seven assists to just one turnover. In Auburn's win over UAB on Dec. 15, Harper scored a career-high 31 points, including 23 of the Tigers' last 30 points over the final 9:23 of regulation and overtime.

» Bryce Brown's 34 points vs. Dayton are the most by a Tiger since Toney Douglas scored 38 points against Nicholls State on Nov. 24, 2004, and are tied with Isaiah Joe of Arkansas for the third-most points scored in the SEC this season. He is sixth in the SEC averaging 15.8 ppg, while Harper is seventh at 15.2 points per game, making them one of the two sets of teammates, along with Tennessee's Grant Williams and Admiral Schofield, ranked in the top 7 in the SEC in scoring.

» Brown led the SEC with a 43.4 3-point percentage and with 3.5 3-point FGM in SEC play, while Harper was tied for fourth making 2.4 3s per game on 35.8 percent shooting.

DOWNTOWN BRYCE BROWN

» Bryce Brown became Auburn's all-time career 3-point king in the Tigers' final game of the Maui Invitational against Arizona passing the old mark of 262 3-pointers by Wesley Person. The record breaker came with 5:00 remaining in the game and gave Auburn a 66-51 lead. Brown has now made 374 career 3-pointers, good for second in SEC history. He has the 32nd-most career 3-pointers among DI players all-time.

» The senior was named MVP of the SEC Tournament after averaging 16.5 points on 18-of-43 (41.9 percent) shooting beyond the arc in the tournament. Brown was the only Tiger to score in double figures in all four games in Nashville. His 18 triples are a new tournament record, breaking the old mark of 14 that was shared by Kentucky's Travis Ford (1993), Michael Boynton of South Carolina (2004) and Florida's Anthony Roberson (2004). During the tournament, he passed Marquis Daniels (1,530 career points; 1999-2003), Jeff Moore (1,549 career points; 1984-88) and Frankie Sullivan (1,556 career points; 2008-13) to move into eighth place on Auburn's career list. With 12 points vs. New Mexico State, he became the eighth player in program history to score 1,600 career points.

All-Time Scoring List (Auburn)

7.	Chris Morris	1984-88	1,717
8.	Bryce Brown	2015-P	1,637
9.	Frankie Sullivan	2008-13	1,556
10.	Jeff Moore	1984-88	1,549

» Brown, who has made at least four 3-pointers in 19 of 38 games this season, was the SEC's eighth-leading scorer in conference play at 15.9 points per game and led the league in SEC play with a 43.4 3-point field-goal percentage and 3.5 made 3s per game. He averaged 20.3 points and hit 13 3s in three games in the Maui Invitational. Brown extended his own Auburn career record with his 28th game with at least five made

AWARD CASE

Bryce Brown

SEC Tournament MVP
 Second Team All-SEC (Coaches)
 SEC Player of the Week (Nov. 26)
 Jerry West Award Watch List
 Preseason All-SEC Second Team

Samir Doughty

Top Impact Transfer (Jon Rothstein)

Jared Harper

SEC All-Tournament Team
 Second Team All-SEC (Coaches)
 Second Team All-SEC (Media)
 Lute Olson Player of the Year Mid-Season List
 Bob Cousy Award Watch List
 Preseason All-SEC Second Team
 Maui Invitational All-Tournament Team

Chuma Okeke

SEC All-Tournament Team
 Top-20 Breakout Player (Jon Rothstein)
 SEC Player of the Week (Nov. 12)

Austin Wiley

Kareem Abdul-Jabbar Award Watch List

3s, including 13 this season and six in the last 12 games, by making a program NCAA Tournament game record seven triples against Kansas in the second round of the NCAA Tournament. He leads the SEC averaging 3.5 made 3s per game this season. He averaged 18.1 points on 50.3 3-point shooting in SEC home games over his last two seasons.

» Brown is 374-of-958 (.390) from 3-point range in his career. He has 133 3-pointers on the season, which is a new Auburn single-season 3-point field goal record, breaking the old mark of 108 triples by Lance Weems in 1995-96 in the Tigers' first game of the SEC Tournament against Missouri. Brown's three triples at LSU on Feb. 9 gave him 81 on the season, which surpassed his total from his freshman season and Lance Weems in 1994-95 for eighth-most in a season in Auburn history. He is the only player in school history to have three of Auburn's top 10 seasons for 3FGM and has accounted for two of the four seasons with at least 100 3-pointers in program history as he currently has seasons that rank first, third and tied for 10th. Last season, he made 107 triples, coming within one 3-pointer of Lance Weems' school record, and he set an Auburn freshman record with 78 3-pointers in 2015-16.

All-Time 3-Pointers Made (SEC)

1.	Chris Lofton (UT)	2005-08	431
2.	Bryce Brown (AU)	2015-P	374
3.	Shan Foster (VU)	2005-08	367
4.	Pat Bradley (AR)	1996-99	366
5.	Allan Houston (UT)	1990-93	346
6.	Chris Warren (OM)	2008-11	334
7.	Kenny Boynton (UF)	2009-13	333
8.	John Jenkins (VU)	2010-12	306
9.	Ronnie McMahon (VU)	1992-95	296
10.	Scott Draud (VU)	1987-91	288
	Lee Humphrey (UF)	2004-07	288

GAMEDAY EXPERIENCE: AUBURN ARENA

Built at a cost of \$86 million, Auburn Arena seats 9,121 fans for basketball games. Auburn Arena replaced the old Beard-Eaves Memorial Coliseum as the home of Tiger basketball for the 2010-11 season. The furthest seat in Auburn Arena is just 43 feet away from the court. Two-thirds of the seats are less than 27 feet in elevation from courtside offering a home environment that is unrivaled.



All-Time 3-Pointers Made (Auburn)

1. Bryce Brown	2015-P	374
2. Wesley Person	1990-94	262
3. Lance Weems	1992-96	240
4. Ronnie Battle	1989-93	236
5. Frankie Sullivan	2008-13	228
6. Jared Harper	2016-P	210
7. Scott Pohlman	1997-2001	206
8. Tay Waller	2008-10	187
9. Daymeon Fishback	1996-2000	185
10. DeWayne Reed	2006-10	184

Single-Season 3-Pointers Made (SEC)

1. Marshall Henderson (OM)	2012-13	138
2. Shan Foster (VU)	2007-08	134
John Jenkins (VU)	2011-12	134
4. Bryce Brown (AU)	2018-19	133
5. Marshall Henderson (OM)	2013-14	129
6. Chris Lofton (UT)	2007-08	118
Michael Frazier (UF)	2013-14	118
8. Jamel Bradley (SC)	2001-02	117
Jodie Meeks (UK)	2008-09	117
10. Chris Lofton (UT)	2005-06	114

Single-Season 3-Pointers Made (Auburn)

1. Bryce Brown	2018-19	133
2. Lance Weems	1995-96	108
3. Bryce Brown	2017-18	107
4. Tay Waller	2008-09	100
5. KT Harrell	2014-15	98
7. Jared Harper	2018-19	95
7. Wesley Person	1993-94	93
8. Tay Waller	2009-10	87
9. Keenan Carpenter	1988-89	84
10. Lance Weems	1994-95	78
Bryce Brown	2015-16	78

CHEF HARPER WITH THE POP, BOY

» Jared Harper, who was named to the Lute Olson Award Mid-Season Watch List earlier this season, was named to the SEC Tournament All-Tournament Team after averaging 15.3 points and 4.8 assists and going 21-of-25 (84.0 percent) from the free-throw line on the Tigers' march to the title. Harper had team highs with 27 points, six rebounds and six assists in Auburn's quarterfinal win over South Carolina in the SEC Tournament. The junior added 20 points on 7-of-11 shooting and 5-of-7 shooting from long range, including 16 points on 6-of-8 field goals and 4-of-5 3-pointers in the first half, in the semifinals against Florida. After two 20-point games in the SEC Tournament, Harper has 20 career 20-point games, including 10 this season. In the tournament, he passed Doc Robinson (1,332 career points; 1996-2000) and Gary Redding (1,334 career points; 1972-76) to move up to 18th on Auburn's career scoring chart.

» The Tigers' point guard is seventh in the SEC with 15.2 points per game and third in the SEC and 29th nationally with 5.9 assists per game, while playing 32.7 minutes per game, which is sixth in the SEC. He is also fifth in the league with an 82.0 free-throw percentage and is fourth with a 37.5 3-point percentage and third with an average of 2.5 made 3s per game.

» Auburn has scored 575 points off of Harper's assists this season. Harper has made or assisted on 395 of Auburn's 1,050 made field goals this season (37.6 percent). Harper's 503 career assists lead all active SEC players and are fourth among all DI juniors.

» Harper has six career games with double-digit assists, including four this season with the latest an 11-dime performance in the Sweet 16 vs. North Carolina. His 223 assists this season are a new career-high, topping his 185 assists from a season ago. He joins Gerald White (221 assists in 1985-86) and Wes Flanigan (214 assists in 1995-96) as the only players to record 200 assists in a season in program history. Harper and White, who is Auburn's career assists leader, are the only two players in program history with two seasons with at least 175 assists.

All-Time Assists (Auburn)

1. Gerald White	1983-87	624
2. Wes Flanigan	1993-97	573
3. Doc Robinson	1996-2000	568
4. Quantez Robertson	2005-09	529
5. Jared Harper	2016-P	503
6. Eddie Johnson	1973-77	499
7. DeWayne Reed	2006-10	477
8. Reggie Gallon	1989-93	466

Single-Season Assists (Auburn)

1. Jared Harper	2018-19	223
2. Gerald White	1985-86	221
3. Wes Flanigan	1995-96	214
4. Jamison Brewer	2000-01	187
5. Jared Harper	2017-18	185
Gerald White	1984-85	185
7. Doc Robinson	1999-2000	175
8. Doc Robinson	1998-99	166

» Harper has made 406 free throws in his career, moving past Chris Denson for third on Auburn's career free throws made list. He is fifth in the SEC with an 82.0 free-throw percentage.

All-Time Free Throws Made (Auburn)

1. John Mengelt	1968-71	496
2. Eddie Johnson	1973-77	410
3. Jared Harper	2016-P	406

» Harper became the 38th member of Auburn's 1,000-point club in Auburn's last nonconference game against North Florida. Since then, Harper has risen to 18th on the all-time list.

All-Time Scoring List (Auburn)

14. Rasheem Barrett	2005-09	1,396
15. Frank Ford	1983-87	1,393
16. Jared Harper	2016-P	1,390
17. Lee DeFore	1963-66	1,386
Aaron Swinson	1991-94	1,386

1,000 Points and 500 Assists (Auburn)

Player	Years	Points	Assists
Jared Harper	2016-P	1,390	503
Doc Robinson	1996-00	1,322	568
Wes Flanigan	1993-97	1,208	573

OKEKE, DO YOU LOVE ME?

» Chuma Okeke recorded his 10th career double-double and his sixth in the last 18 games with 20 points and 11 boards in the Sweet 16 vs. North Carolina. He also dropped 18 points on a career-high five 3-pointers and 13 rebounds in the SEC Tournament Championship against Tennessee. Okeke scored 17 points and pulled down a career-high 14 rebounds at Alabama on March 5. Okeke followed that up by posting team highs with 22 points and four steals to go with a team-high-tying five rebounds in the Tigers' 84-80 victory over No. 5 Tennessee in the regular season finale.

LOCKDOWN DEFENSE

Auburn has ramped up its efforts on the defensive end during the 2018-19 season. Below is a list of the opponents' points per game entering the matchup and what Auburn allowed.

The Tigers are not only one of the top offensive teams in the country, but Auburn has held nine opponents to under 60 points this season, including three under 50, after allowing under 60 points just twice all of last season (34 games), and the Tigers are fourth in the SEC allowing 68.5 points per game, an improvement of 4.7 points per game from last season and Auburn's best mark since holding opponents to 64.0 points per game in the 2011-12 season. Auburn, who is third in the SEC averaging 79.8 points per game, is the only team ranked in the top 4 of the league in scoring offense and scoring defense.

Twenty-seven times this season Auburn has held an opponent to under its scoring average entering the game, including 16 of its last 19 opponents. Fourteen times the Tigers have held an opponent to more than 10 points under its season average.

Game	PPG	Pts	Diff
South Alabama	69.6*	58	N/A
Washington	73.0	66	-7.0
Mississippi College	90.5	52	-38.5
vs. Xavier	80.3	79 ^	-1.3
vs. Duke	96.5	78	-18.5
vs. Arizona	79.2	57	-22.2
Saint Peter's	70.8	49	-21.8
UNC Asheville	56.7	41	-15.7
Dayton	72.9	72	-0.9
at UAB	69.4	71 #	+1.6
at NC State	88.9	78	-10.9
Murray State	77.2	88	+10.8
North Florida	75.6	49	-26.6
at Ole Miss	79.5	82	+2.5
Georgia	77.3	78	+0.7
at Texas A&M	75.4	66	-9.4
Kentucky	80.1	82	+1.9
at South Carolina	74.9	80	+5.1
at Mississippi State	77.7	92	+14.3
Missouri	68.5	58	-10.5
Alabama	75.9	63	-12.9
Florida	69.0	62	-7.0
at LSU	83.4	83	-0.4
Ole Miss	77.9	60	-17.9
at Vanderbilt	72.9	53	-19.9
Arkansas	76.9	56	-20.9
at Kentucky	78.2	80	+1.8
at Georgia	73.8	75	+1.2
Mississippi State	77.7	75	-2.7
at Alabama	73.2	60	-13.2
Tennessee	82.4	80	-2.4
vs. Missouri	67.1	71	+3.9
vs. South Carolina	73.0	64	-9.0
vs. Florida	68.5	62	-6.5
vs. Tennessee	82.3	64	-18.3
vs. New Mexico State	78.1	77	-0.9
vs. Kansas	75.7	75	-0.7
vs. North Carolina	86.0	80	-6.0

* 2017-18 final average
 ^ allowed 77 in regulation
 # allowed 63 in regulation

» He has made a 3-pointer in 19 of the last 22 games, including 12 straight from Jan. 19-Feb. 27. In those 19 games, he is 38-of-88 (43.2 percent) from long range and has scored in double figures in 20 of the last 23 games.

TOP OF THE PACK

» Auburn has fared well in the past two-plus seasons in the non-conference slate. The Tigers lead the SEC in both wins and winning percentage in non-league regular-season games over the last two-plus seasons. Auburn is the only SEC team that has won at least 11 regular-season non-conference games in each of the last three seasons. The streak is the longest in school history. The Tigers' 34 non-conference regular-season wins over that span tie a school record for the most nonconference wins over a 3-year span, which was previously set from 1998-2000.

Team	'16-17	'17-18	'18-19	Total	Pct.
Auburn	11-2	12-1	11-2	34-5	.872
Miss. State	9-3	12-1	12-1	33-5	.868
Kentucky	10-3	11-2	11-2	32-7	.821
Arkansas	11-2	11-2	9-4	31-8	.795
Tennessee	8-5	10-2	12-1	30-8	.789
LSU	8-4	9-3	10-3	27-10	.730
Georgia	9-4	9-3	9-4	27-11	.711
Texas A&M	8-4	11-2	7-5	26-11	.703
Florida	10-3	9-4	8-5	27-12	.692
Ole Miss	9-4	7-6	10-3	26-13	.667
Alabama	7-5	9-4	9-4	25-13	.658
Missouri	5-7	10-3	9-3	24-13	.649
S. Carolina	10-3	9-4	5-8	24-15	.615
Vanderbilt	7-6	6-7	9-4	22-17	.564

(as of games through 18-19 regular season)

» The Tigers have earned wins vs. notable opponents in Arizona, Dayton (twice), Middle Tennessee, Murray State (twice), Oklahoma, TCU, Texas Tech, UConn (twice), Washington and Xavier (twice).

AUBURN ARENA SELLOUTS

» Auburn welcomed a sellout crowd of 9,121 to Auburn Arena as the Tigers defeated No. 5 Tennessee 84-80 on the final day of the regular season. It is the sixth sellout this season and the 28th in the nine years of the facility. Of the 28 sellouts in Auburn Arena history, 23 have come in the five seasons under head coach Bruce Pearl. Twelve of the last 17 SEC games at Auburn Arena have been sold out. The average attendance of 8,156 this season marks the third time in the last 17 years, all in the last four years, the Tigers have had an average attendance of over 8,000.

HOME STREAK

» Auburn had its 12-game home winning streak snapped with an 82-80 loss to Kentucky on Jan. 19. The streak started with a 76-66 victory over Kentucky on Feb. 14, 2018. Auburn is 30-3 at home since the beginning of the 2017-18 season, including a 13-game winning streak at Auburn Arena starting with a 89-78 victory over Missouri in the last home game of the 2016-17 season and ending with the Tigers' only home loss last season, an 81-80 loss to Texas A&M on Feb. 7, 2018.

Streak Began	Ended
36 Ga Tech (1/26/57)	Miss St (1/7/61)
30 So Miss (3/11/98)	#12 LSU (3/1/00)
17 Miss St (1/1/27)	Ole Miss (2/10/28)
15 Ga Tech (2/27/74)	Alabama (1/10/76)
13 Missouri (3/4/17)	Texas A&M (2/7/18)
12 Kentucky (2/14/18)	Kentucky (1/19/19)

» The Tigers' only three home losses in their last 34 games at Auburn Arena since their last home game in 2016-17 have been by a combined eight points. Bruce Pearl is the first coach in Auburn history to lead the Tigers on multiple home winning streaks of at least 12 games. Auburn is one of 10 Power-5 conference teams that has won at least 90 percent of its home games since the start of the 2017-18 season.

Best Power-5 Home Records in Last 2 Seasons

Team	Record	Pct.
Purdue	31-1	.969
Texas Tech	34-2	.944
Michigan	32-2	.941
Michigan State	31-2	.939
Tennessee	31-2	.939
Virginia	31-2	.939
Kentucky	33-3	.917
Auburn	30-3	.909
Duke	30-3	.909
Florida State	28-3	.903

BALANCED SCORING

» Auburn is third in the SEC and 33rd nationally averaging 80.2 points per game because of a balanced attack that has six Tigers averaging at least 7.0 points per game including Bryce Brown (15.8), Jared Harper (15.2), Chuma Okeke (12.0), Samir Doughty (7.3) Austin Wiley (7.1) and Malik Dunbar (7.0). Auburn's 3,049 points this season are the most in program history, passing the old record of 2,783 from last season in the SEC Tournament Championship game.

» Seven times this season Auburn has had at least five players score in double figures. In the SEC Tournament title game, Danjel Purifoy scored a season high 10 points to become the 10th different Tiger to score in double figures this season. Auburn has topped the 80-point plateau in 20 of 38 games, plus AU has surpassed the 90-point mark eight times and has scored 100-plus twice. The Tigers are 18-2 when scoring at least 80 points. Auburn's scoring average is just outside the top 10 in program history.

Most points in program history

3,049 (2018-19)
2,783 (2017-18)
2,680 (1998-99)
2,620 (2008-09)
2,573 (2016-17)

STRONG BENCH PRODUCTION

» The Tigers have scored at least 20 bench points 20 times, including a string of six straight games that was snapped in the Tigers' last game against Kansas, 30 bench points 10 times and 40 bench points four times this season. Malik Dunbar, who scored 13 points at Vanderbilt on Feb. 16, leads the Tigers with 10 games in double figures off the bench after having just three double-digit scoring games all of last season. Dunbar scored in double figures four times in SEC play, all off the bench, after scoring in double figures just once in SEC play last season.

» Twenty-nine times Auburn has had a player score in double figures coming off the bench, the last of which was J'Von McCormick, who scored a season high 16 points and added three rebounds, two steals and an assist in 18 minutes against New Mexico State in the first round of the NCAA Tournament. The Tigers' reserves averaged 26.3 points per game in the SEC Tournament. On average, Auburn outscored its opponents' bench, 23.7-17.6 (900-668).

TURNING OVER THE OPPONENT

» Auburn is sixth nationally, and first among power conference teams, forcing 17.4 turnovers per game. The Tigers have forced at least 20 turnovers nine times this season. Auburn forced an average of 19.3 turnovers per game at home this season (328 in 17 home games). Auburn is averaging 8.7 turnovers during its current 10-game winning streak, and is second in the country with a plus-5.6 turnover margin, including a plus-7.9 turnover margin during its current winning streak.

» The Tigers are outscoring their opponents 22.1-11.7 on points off turnovers (839-444). Auburn has scored at least 20 points off turnovers 22 times this season (21-1 record), including eight of the last 12 games, 30 points off turnovers eight times (8-0 record) and topped the 40-point plateau for the first time in their last nonconference game with 41 points off 33 North Florida turnovers in its win over the Ospreys on Dec. 29, while setting a school record for turnovers forced. The Tigers are 27-4 this season when winning the turnover battle.

» On Feb. 16, Auburn forced Vanderbilt into 19 turnovers while the Tigers had a then-season-low seven turnovers themselves. The Tigers outscored the Commodores 17-0 on points off turnovers. Auburn has had a plus-10 turnover margin in a game eight times this season. On Feb. 27, Auburn tied a then-season-low with seven turnovers at Georgia. The Tigers matched that total in the SEC Tournament Championship game against Tennessee and then again in the second round of the NCAA Tournament against Kansas.

» The Tigers set a new season-low with just five turnovers in their regular-season finale against No. 5 Tennessee. They bettered that with just four turnovers against Florida in the semi-finals of the SEC Tournament. It is the fewest turnovers for Auburn since it tied a program record by committing just three turnovers against Mississippi State on Feb. 4, 2012. The Tigers have committed fewer than 10 turnovers seven times in the previous 13 games and 10 times this season.

Games Forcing 20-plus Turnovers

12/29	North Florida	33
11/28	Saint Peter's	26
12/4	UNC Asheville	25
12/8	Dayton	23
11/6	South Alabama	22
11/19	vs. Xavier	22
12/19	at NC State	22
2/2	Alabama	21
1/30	Missouri	20

RETURN TO SENDER

» Auburn is 26th nationally averaging 4.7 blocked shots per game. This is on the heels of the Tigers setting a new program record with 180 blocks last season. Auburn has 180 blocked shots this season, moving up to third on the school's single-season blocks list with 18 blocked shots in four games in the SEC Tournament. The total is just four blocks away from second in school history (178 blocks in 2002-03) and six from last year's record. The Tigers have had four of its program's top-11 single-season block totals during Bruce Pearl's five seasons on the Plains, including three of the top four in the last three seasons: [1. 180, 2017-18; 3. 180, 2018-19; 4. 162, 2016-17; ; 11. 126, 2015-16]. Auburn and Tennessee are the only DI teams with two players who are ranked in the top 40 in career blocks among all active DI players as the Tigers currently have two of the program's top five all-time shot blockers on their roster.

» Horace Spencer blocked two shots against No. 5 Tennessee in Auburn's regular-season finale to pass Korvotney Barber (155 career blocks; 2005-09) for third all-time at Auburn. Spencer's 166 career blocks are 29th among all active D1 players. Anfernee McLemore blocked one shot at Georgia on Feb. 27 to pass Charles Barkley (1981-84) for fifth on Auburn's career blocked shots chart, and his 149 career blocked shots put him one away from becoming the fifth player in program history to record 150 career blocks and are 10th among all active D1 juniors. With his next block, McLemore will join Kyle Davis and Mamadou N'diaye as the only players in program history to record at least 150 blocks before the end of their junior season.

All-Time Blocks Leaders

1.	Kyle Davis	2000-04	360
2.	Mamadou N'diaye	1996-2000	241
3.	Horace Spencer	2015-P	169
4.	Korvotney Barber	2005-09	155
5.	Anfernee McLemore	2016-P	150
6.	Charles Barkley	1981-84	145
7.	Chris Morris	1984-88	141
8.	Pat Burke	1993-97	133
9.	Asaiah Dixon-Tatum	2012-14	108
10.	Kenny Gabriel	2009-12	105

Highest Block Totals in Auburn History

Rank	Year	Blocks	BPG
1.	2018-19	180	4.7
2.	2017-18	180	5.3
3.	2002-03	178	5.2
4.	2016-17	162	5.1
5.	2000-01	155	4.8
6.	2001-02	152	5.4
	1997-98	152	5.1
8.	2011-12	149	4.8
9.	2013-14	134	4.5
	2003-04	134	4.8

STEALING THE SHOW

» Auburn is averaging 9.4 steals per game, which leads the SEC and is third nationally. The Tigers have recorded at least 10 steals in a game 17 times this season (16-1 record), including seven of the last 15. This includes 20 steals in their last nonconference game against North Florida on Dec. 29, which is one off the school record of 21 steals against Louisiana-Monroe on Dec. 6, 2008. The Tigers have recorded double-dig-it steals in three straight games three times this season.

» Auburn registered 14 steals in its last two games in the SEC Tournament and now have 356 steals on the season after recording nine steals in each of its first two NCAA Tournament games. The Tigers broke the school's single-season record of 327 steals in the SEC Tournament Championship game against Tennessee. The 14 steals against Florida and Tennessee in the SEC Tournament are the most steals for Auburn in an SEC game since the Tigers registered 14 steals against Alabama last season.

» Auburn is led by Chuma Okeke, who is third in the SEC with 1.8 steals per game, and Samir Doughty, who is averaging 1.4 steals per game. Okeke has 15 games with at least three steals this season (13-2 record), including five straight and six in the last seven games. He also has six games (5-1 record) with at least four steals, including Auburn's victory over Kansas in the second round of the NCAA Tournament.

Most Steals in Auburn History

Rank	Year	Steals	SPG
1.	2018-19	356	9.4
2.	1998-99	327	9.9
	2008-09	327	9.1
4.	2006-07	270	8.4
5.	2002-03	269	7.9

HALF A HUNDRED

» The Tigers set a program NCAA Tournament game record with 51 points in the first half of their victory over North Carolina in the Sweet 16, including 12 3-pointers, tying the mark previously set in the second half of the 2003 Sweet 16 against Syracuse. It is the 12th time this season the Tigers have scored 50-plus points in a half. Auburn scored 52 points, including 10 3s, in the second half of its victory over Tennessee in the SEC Tournament final, which was the fourth time the Tigers scored 50 points in a half against an SEC opponent. Auburn put up 50 points on 50 percent shooting, including 8-of-20 from 3-point range, in the first half at Georgia on Feb. 27. It is the first 50-point half for Auburn this season in a road game and the third time in SEC play. Auburn's 58-point effort in the second half against Missouri on Jan. 30 is a season high for points in a half for the Tigers. It is the most points for the Tigers in a half of an SEC game since Auburn scored 64 points in the second half at Tennessee on Feb. 15, 2006. Auburn has had a 50-point half in eight of its 17 home games and are 10-1 when scoring 50 points in a half. Auburn has scored 50 points in a half 23 times since the start of the 2017-18 season.

50-Point Halves

1/30	vs. Missouri (2nd)	58
3/29/19	vs. North Carolina (2nd)	56
12/22	vs. Murray State (2nd)	55
11/14	vs. Miss. College (2nd)	55
1/19	vs. Kentucky (2nd)	53
11/6	vs. South Alabama (1st)	52
3/17	vs. Tennessee (2nd)	52
11/28	vs. Saint Peter's (1st)	51
12/8	vs. Dayton (1st)	51
3/23	vs. Kansas (1st)	51
1/27	at Georgia (1st)	50
12/29	vs. North Florida (2nd)	50

TOP-10 CLASS

On the heels of a 26-win season that included a Southeastern Conference championship and a berth in the NCAA Tournament, head coach Bruce Pearl and the Auburn basketball team have signed a top-10 recruiting class that includes five four-star prospects.

"What jumps out to me about this class is the character, toughness, hunger, not entitled and wanting to continue to make history at Auburn. I think all five of these guys have a chance to be great Auburn men."

- Coach Pearl

2019 CLASS

Player	Pos.	Ht.	Hometown
Babatunde Akingbola	C	6-8	Powder Springs, Ga.
Allen Flanigan	G/F	6-5	Little Rock, Ark.
Tyrell Jones	G	6-1	Chicago, Ill.
Isaac Okoro	F	6-6	Powder Springs, Ga.
Jaylin Williams	F	6-7	Nahunta, Ga.

**Babatunde "Stretch" Akingbola
6-8, 220, C**

ESPN - 3 star, #15 in Georgia, #52 PF
Rivals - 4 star
247 Sports - 3 star, #15 in Georgia, #47 C

- Had 70 reb and 27 blk in Nike EYBL circuit
- 6.0 pts, 6.1 reb, 3.0 blk, 1.1 apg as junior at McEachern HS
- Led team to third-place finish at the 45th annual City of Palms Classic

**Allen Flanigan
6-5, 200, G/F**

ESPN - 4 star, #1 in Arkansas, #33 SF
Rivals - 3 star
247 Sports - 3 star, #3 in Arkansas, #63 SF

- Son of Auburn legend and current assistant coach Wes Flanigan
- 13.0 ppg, 6.5 rpg, 2.9 spg as a junior at Parkview Magnet HS
- As a junior, averaged 13.0 points, 6.5 rebounds and 2.9 assists per game while playing for his grandfather, Alfred Flanigan

**Tyrell Jones
6-1, 170, G**

ESPN - 4 star, #92 overall, #8 in Florida, #13 PG
Rivals - 4 star, #105 overall, #16 PG
247 Sports - 4 star, #88 overall, #13 in Florida

- 17.2 ppg, 3.0 apg, 3.0 rpg, 2.2 spg as a junior at West Oaks Academy in Orlando, Fla.
- Secured 11 games in double figures as a junior
- Hit a school record 12 3s in one game

**Isaac Okoro
6-6, 215, F**

ESPN - 4 star, #44 overall, #2 in Georgia, #7 SF
Rivals - 4 star, #32 overall, #5 SF
247 Sports - 4 star, #38 overall, #2 in Georgia, #7 SF

- Gold Medalist for USA U17 World Cup Team
- 20.3 ppg, 6.4 rpg as a junior for McEachern HS
- In three seasons, led the team to an 81-8 record that includes three state tournament appearances.

**Jaylin Williams
6-7, 215, F**

ESPN - 4 star, #6 in Georgia, #35 SF
Rivals - 4 star, #95 overall, #22 PF
247 Sports - 4 star, #6 in Georgia, #21 PF

- First Team All-State selection as a junior
- Had consecutive games where he scored 44 points, followed by a 51-point, 10-rebound, 6-block outing
- Averaged 11.9 points, 4.9 rebounds and 1.9 assists while shooting 63 percent from the floor last summer

KEEP IT 100

» Auburn scored 103 points vs. Mississippi College, the most points for the Tigers since a 119-85 victory over Winthrop last year. It is the second time the Tigers have reached the century mark this season after defeating South Alabama 101-58 and the seventh time in 168 games under head coach Bruce Pearl. Prior to Pearl's arrival, Auburn hadn't scored 100 points in the previous 338 games since a 105-66 victory over Grambling State Nov. 29, 2003.

TIGERS IN OVERTIME

» Auburn is 2-0 this season in overtime games. The Tigers defeated Xavier 88-79 on Nov. 19 in the first round of the Maui Invitational and defeated UAB 75-71 in Birmingham's Mike Slive Invitational in their last game. Prior to this season, Auburn's last overtime game was against Missouri in the 2017 SEC Tournament and its last OT win was at UConn on Dec. 23, 2016. Jared Harper has scored 15 of the Tigers' 23 points in overtime this season. Harper scored five of Auburn's 11 points in the extra period against Xavier and then notched 10 of the Tigers' 12 points in the extra session against UAB.

» Auburn is 5-2 in overtime under head coach Bruce Pearl, picking up wins against Xavier and LSU (2014-15), UConn (2016-17) and Xavier and UAB (2018-19).

CLOSE LOSSES

» Seven of Auburn's nine losses this season have been by eight points or fewer. In four of the Tigers' last six losses, the Tigers have been within six points at the 5:00 mark of the second half.

SPENCER LEADS OFF THE COURT

» Horace Spencer was named to the SEC Community Service team earlier in March. The Philadelphia, Pa. native has been involved in a variety of projects and programs in the local area.

» He is a regular volunteer with the East Alabama Food Bank where he sorts food and stuffs bags of food for those in need around the Auburn area. Spencer has volunteered numerous hours to visit students at the Boys and Girls Club of Greater Lee County and with the Jason Dufner Charitable Foundation to help end child hunger in the state of Alabama.

» Spencer has also volunteered for several other community service projects, including Habitat for Humanity of Greater Lee County and Homes for our Troops, where he and his teammates helped to build a home for a wounded Veteran and resident of Auburn.

» He has been an annual volunteer around the holidays at the Christian Women's Job Corps Dinner to go along with assisting with the Toys for Tots gift drive.

» Spencer has also visited children and cancer patients receiving treatment at the East Alabama Medical Center and the Children's Hospital of Alabama in Birmingham.

NBA SETTING UP CAMP IN AUBURN

» Head coach Bruce Pearl brought the first-ever Pro Day to Auburn last year. The Tigers completed their second consecutive session in front of NBA scouts and executives in October.

» Between the two one-day events, 59 scouts came to watch Auburn's players go through drills and scrimmage live to showcase their talents.

GETTING IT DONE IN THE CLASSROOM

» When head coach Bruce Pearl took the job at Auburn, he made a commitment to make sure his kids focused on their school work.

» In May, Auburn received an Academic Progress Rate Public Recognition Award marking the first time the Tigers have been honored since the award began tracking data in 2004.

» The NCAA annually honors teams earning multiyear Academic Progress Rates in the top 10 percent of all squads in each sport.

» Auburn has three consecutive perfect APR scores of 1,000.

» The Tigers boast 995 multi-year score from 2013-17, the best in program history.

» Auburn has graduated 18 student-athletes in the last four years - the most by any program in the SEC.

WATCH LIST SZN

» Auburn has three players on national award watch lists heading into the 2018-19 season.

» Jared Harper was tabbed to the Bob Cousy Award Watch List, given annually to the nation's top point guard.

» Bryce Brown was selected to the Jerry West Award Watch List, given to the country's best shooting guard.

» Austin Wiley earned a nod on the Kareem Abdul-Jabbar Award Watch List, handed out to the best center in the nation.

» Auburn, Gonzaga and Kansas are the only three programs to have representatives on the three national watch lists.

TIGERS OPEN THE SEASON AT NO. 11

» In the first Associated Press poll of the season, Auburn was tabbed as the 11th-best team in the country. It is the highest the Tigers have been ranked to open a season since 1999.

» Auburn is ranked in the preseason AP Poll for the fifth time in program history. The Tigers opened the 1999-2000 season at No. 4. Before that, Auburn began the 1985-86 and 1986-87 seasons at No. 10 and No. 12, respectively. The Tigers were first ranked in the annual preseason poll prior to the 1975-76 campaign when they were No. 20.

STAT RANKINGS (AS OF 3/29)

	Value	SEC	NCAA
Winning Pct.	.763	4th	32nd
Scoring Offense	80.2	3rd	33rd
Scoring Defense	68.8	4th	93rd
Scoring Margin	+11.4	3rd	22nd
Field Goal Pct.	.453	6th	140th
Field Goal Pct. Def.	.435	12th	164th
3-pt. FG Per Game	11.5	1st	3rd
3-pt. FG Pct.	.381	1st	32nd
3-pt. FG Pct. Def.	.347	12th	221st
Free Throw Pct.	.708	7th	155th
Free Throw Made	13.4	6th	70th
Free Throws Att.	19.0	8th	71st
Rebounds	34.2	12th	244th
Rebound Margin	-1.1	12th	229th
Off. Rebounds	11.7	3rd	62nd
Def. Rebounds	22.5	14th	334th
Assists	14.6	3rd	92nd
Assist/Turnover	1.23	2nd	71st
Turnover Margin	+5.5	1st	2nd
Turnovers Forced	17.4	1st	6th
Blocks	4.7	7th	26th
Steals	9.4	1st	3rd

INDIVIDUAL

Assist-to-Turnover Ratio

Jared Harper 2.56 4th 42nd

Assists Per Game

Jared Harper 5.9 3rd 29th

Blocks Per Game

Chuma Okeke 1.2 15th 158th

Free Throw Percentage

Jared Harper .820 5th 113th

Offensive Rebounds Per Game

Chuma Okeke 2.8 3rd 75th

Points Per Game

Bryce Brown 15.8 6th 207th

Jared Harper 15.2 7th 249th

Steals Per Game

Chuma Okeke 1.8 3rd 70th

Samir Doughty 1.4 11th 203rd

Three-Pointers Per Game

Bryce Brown 3.5 1st 9th

Jared Harper 2.5 3rd 113th

Three-Point Field-Goal Percentage

Bryce Brown .407 2nd 39th

Jared Harper .375 4th 79th

Total Three-Point FG Made

Bryce Brown 133 1st 4th

Jared Harper 95 3rd 55th

Total Assists

Jared Harper 223 1st 16th

Total Blocks

Chuma Okeke 46 14th 117th

Anfernee McLemore 40 17th 152nd

Total Steals

Chuma Okeke 69 2nd 28th

Samir Doughty 54 9th 106th

WINS/LOSSES

Category	Wins	Losses
Scoring Offense	83.2	70.8
Scoring Defense	65.6	79.4
Scoring Margin	+17.6	-8.7
Field Goal Pct.	.466	.409
Field Goal Pct. Def.	.424	.468
3-pt. FG Per Game	12.0	10.0
3-pt. FG Pct.	.390	.350
3-pt. FG Pct. Def.	.335	.383
Free Throw Pct.	.708	.708
Free Throws Made	13.9	12.1
Opp. Free Throws Made	12.8	17.7
Rebounds	34.5	33.0
Rebound Margin	+0.3	-5.7
Off. Rebounds	11.9	11.1
Def. Rebounds	22.7	21.9
Assists	15.6	11.6
Assist/Turnover	1.4	0.8
Turnover Margin	+7.6	-1.0
Turnovers Forced	18.5	13.9
Steals	10.1	7.0
Blocks	5.1	3.4

CURRENT STREAKS

Overall	Won 11
vs. Unranked	Won 9
vs. Ranked	Won 4
Home	Won 3
vs. SEC	Won 3
vs. Non-SEC	Won 21
vs. Ranked	Won 1
vs. Unranked	Won 2
Road	Won 2
vs. SEC	Won 2
vs. Non-SEC	Lost 1
vs. Ranked	Lost 3
vs. Unranked	Won 2
Neutral	Won 8
vs. Ranked	Won 3
vs. Unranked	Won 7

CONSECUTIVE GAMES WITH A 3-POINTER

Bryce Brown	27
Jared Harper	9
Chuma Okeke	5
Anfernee McLemore	3

CONSECUTIVE GAMES WITH 10+ POINTS

Bryce Brown	8
Chuma Okeke	4

AUBURN IN THE POLLS

Date	AP Poll	Coaches Poll
Preseason	11	12
Nov. 12	9	12
Nov. 19	8	9
Nov. 26	8	10
Dec. 3	8	9
Dec. 10	8	8
Dec. 17	7	7
Dec. 24	12	11
Dec. 31	12	13
Jan. 7	11	10
Jan. 14	14	12
Jan. 21	16	15
Jan. 28	RV	RV
Feb. 4	RV	RV
Feb. 11	RV	RV
Feb. 18	RV	RV
Feb. 25	RV	RV
March 4	RV	RV
March 11	22	24
March 18	14	24

AP POLL

Rank	School	Record	Points
1	* Duke (58)	29-5	1,592
2	Virginia (5)	29-3	1,497
3	North Carolina	27-6	1,453
4	Gonzaga (1)	30-3	1,398
5	Michigan State	28-6	1,382
6	* Tennessee	29-5	1,270
7	* Kentucky	27-6	1,232
8	Michigan	28-6	1,146
9	Texas Tech	26-6	1,033
10	Florida State	27-7	1,017
11	Houston	31-3	933
12	* LSU	26-6	886
13	Purdue	23-9	727
14	Auburn	26-9	665
15	Buffalo	31-3	608
16	Virginia Tech	24-8	595
17	Kansas	25-9	590
18	Kansas State	25-8	529
19	Wofford	29-4	385
20	Nevada	29-4	361
21	Wisconsin	23-10	339
22	Cincinnati	28-6	335
23	Villanova	25-9	306
24	Iowa State	23-11	245
25	Utah State	28-6	73

Others receiving votes: Marquette 63, Maryland 55, *Mississippi State 35, *Murray State 12, *New Mexico State 11, UCF 9, Louisville 8, VCU 4, Seton Hall 3, Old Dominion 2, Liberty 1.

* - Auburn opponent

USA TODAY COACHES POLL

Rank	School	Record	Points
1	Gonzaga (28)	29-2	796
2	Virginia (4)	28-2	772
3	North Carolina	26-5	735
4	* Kentucky	26-5	684
5	* Duke	26-5	632
6	Texas Tech	26-5	610
7	Michigan State	25-6	590
8	* Tennessee	27-4	557
9	* LSU	26-5	515
10	Houston	29-2	496
11	Michigan	26-5	494
12	Purdue	23-8	471
13	Florida State	25-6	426
14	Kansas State	24-7	406
15	Virginia Tech	23-7	304
16	Buffalo	28-3	289
17	Nevada	28-3	277
18	Kansas	23-8	267
19	Wisconsin	22-9	246
20	Wofford	28-4	191
21	Maryland	22-9	136
22	Marquette	23-8	105
23	Cincinnati	25-6	104
24	Auburn	22-9	76
25	Villanova	22-9	65

Others receiving votes: UCF 27, *Mississippi State 26, VCU 21, Utah State 19, Hofstra 13, *Washington 11, Arizona State 11, *Murray State 10, Iowa State 8, Louisville 3, Seton Hall 3, Liberty 2, Baylor 1, UC Irvine 1.

* - Auburn opponent

AUBURN'S RECORD

Overall	29-9
Home	15-2
Away	5-6
Neutral	9-1
Conference	11-7
Home	7-2
Away	4-5
Non-Conference	18-2
Home	8-0
Away	1-1
Neutral	9-1
Overtime	2-0
Wearing white Auburn uniforms	8-1
Wearing white Tigers uniforms	8-1
Wearing navy uniforms	10-3
Wearing orange uniforms	3-4
Leading at half	25-2
Trailing at half	3-7
Tied at half	1-0
Leading with 5:00 remaining in second half	28-0
Trailing with 5:00 remaining in second half	0-9
Tied with 5:00 remaining in second half	1-0
Has more rebounds than opponent	17-1
Has fewer rebounds than opponent	12-6
Same rebounds as opponent	0-2
Commits more turnovers than opponent	1-5
Causes more turnovers than opponent	28-4
Same turnovers as opponent	0-0
Has more FT attempts than opponent	14-2
Has fewer FT attempts than opponent	14-7
Same FT attempts as opponent	1-0
Shoots 40% or better from field	27-5
Shoots less than 40% from field	2-4
Opponent shoots 40% or better from field	19-7
Opponent shoots less than 40% from field	10-2
Shoots better than opponent	19-2
Opponent shoots better	9-7
Same FG percentage	1-0
Bench outscores opponent's bench	19-4
Opponent's bench outscores Auburn bench	9-3
Same points off the bench	1-2
Auburn scores 100 or more	2-0
Auburn scores between 90-99	6-0
Auburn scores between 80-89	10-2
Auburn scores between 70-79	7-4
Auburn scores between 60-69	4-1
Auburn scores less than 60	0-2
Opponent scores 100 or more	0-0
Opponent scores between 90-99	0-1
Opponent scores between 80-89	3-5
Opponent scores between 70-79	9-2
Opponent scores between 60-69	8-1
Opponent scores less than 60	8-0
On Sunday	1-0
On Monday	1-0
On Tuesday	4-2
On Wednesday	7-3
On Thursday	2-0
On Friday	3-0
On Saturday	11-4
In November	6-1
In December	5-1
In January	3-4
In February	5-3
In March	10-0
Five-plus players score in double-figures	7-0
Four players score in double figures	8-4
Three players score in double figures	9-3
Two players score in double figures	5-2
One player scores in double figures	0-0

MISCELLANEOUS STATISTICS

Largest margin of victory	51, vs. Mississippi College (11/14/18)
Smallest margin of victory	1, vs. New Mexico State (3/21/19)
Largest margin of defeat	27, at Kentucky (2/23/19)
Smallest margin of defeat	2, vs. Kentucky (1/19/19)
Biggest rebound margin	+31, vs. Mississippi College (11/14/18)
Biggest rebound deficit	-20, vs. Mississippi State (3/2/19)
Average margin of victory/defeat	+17.5/-8.7
Largest halftime lead	28, vs. Saint Peter's (11/28/18)
Largest halftime lead blown	3, at LSU (2/9/19)
Largest halftime deficit	14, at Kentucky (2/23/19)
Largest halftime deficit overcome to win	11, at Alabama (3/5/19)
Largest overall lead	55, vs. Saint Peter's (2H) (11/28/18)
Largest overall lead blown	16, at LSU (1H) (2/9/19)
Largest overall deficit	33, at Kentucky (2H) (2/23/19)
Largest deficit overcome to win	13, at Alabama (2H) (3/5/19)

TEAM EXTREMES

Most points scored	103, vs. Mississippi College (11/14/18)
Fewest points scored	53, at Kentucky (2/23/19)
Most rebounds	66, vs. Mississippi College (11/14/18)
Fewest rebounds	17, vs. Florida (3/16/19)
Most assists	25, vs. Saint Peter's (11/28/18)
Fewest assists	7, vs. Ole Miss (2/13/19)
Most turnovers	25, at NC State (12/19/18)
Fewest turnovers	4 vs. Florida (3/16/19)
Most steals	20, vs. North Florida (12/29/18)
Fewest steals	2, at UAB (OT) (12/15/18)
Most blocks	12, vs. UNC Asheville (12/4/18)
Fewest blocks	1, at Kentucky (2/23/19)
Best shooting percentage	.545 (36-66), vs. North Carolina (3/29/19)
Worst shooting percentage	.327 (16-49), vs. Ole Miss (2/13/19)
Best 3-pt. percentage	.591 (13-22), vs. Alabama (2/2/19)
Worst 3-pt. percentage	.182 (4-22), at UAB (OT) (12/15/18)
Best FT percentage	.913 (21-23), at Mississippi State (1/26/19)
Worst FT percentage	.400 (2-5), vs. Florida (3/16/19)
Most points (1st half)	52, vs. South Alabama (11/6/18)
Fewest points (1st half)	23, at Alabama (3/5/19)
Most points (2nd half)	58, vs. Missouri (1/30/19)
Fewest points (2nd half)	22, at Kentucky (2/23/19)
Most points (OT)	12, at UAB (OT) (12/15/18)
Fewest points (OT)	11, vs. Xavier (OT) (11/19/18)

STARTING LINEUPS

Record when starting lineup is:

Brown, Doughty, Harper, McLemore, Okeke	15-7
Brown, Doughty, Harper, Okeke, Wiley	4-1
Brown, Dunbar, Harper, McLemore, Okeke	9-1
Brown, Dunbar, Harper, Okeke, Spencer	1-0

Record when starts:

Bryce Brown	29-9
Samir Doughty	19-8
Malik Dunbar	10-1
Jared Harper	29-9
Anfernee McLemore	24-8
Chuma Okeke	29-9
Horace Spencer	1-0
Austin Wiley	4-1

AUBURN INDIVIDUAL GAME HIGHS

Points _____ 34, Bryce Brown vs. Dayton (12/8/18)
 _____ 31, Jared Harper at UAB (OT) (12/15/18)
 _____ 28, Bryce Brown vs. Kentucky (1/19/19)
 Field Goals Made _____ 10, Bryce Brown vs. Dayton (12/8/18)
 _____ 9, Bryce Brown vs. Xavier (OT) (11/19/18)
 _____ 9, Chuma Okeke vs. Tennessee (3/9/19)
 _____ 9, Bryce Brown vs. Kansas (3/23/19)
 Field Goal Att. _____ 24, Bryce Brown at Ole Miss (1/9/19)
 _____ 19, Jared Harper vs. Duke (11/20/18)
 _____ 19, Jared Harper at UAB (OT) (12/15/18)
 FG Pct. _____ 1.000 (4-4), Malik Dunbar at Ole Miss (1/9/19)
 _____ 1.000 (3-3), Horace Spencer at South Carolina (1/22/19)
 3-Point FG Made _____ 7, Bryce Brown at Ole Miss (1/9/19)
 _____ 7, Bryce Brown vs. Kansas (3/23/19)
 _____ 6, Jared Harper vs. South Alabama (11/6/18)
 _____ 6, Jared Harper vs. Duke (11/20/18)
 _____ 6, Bryce Brown vs. Dayton (12/8/18)
 _____ 6, Bryce Brown vs. Kentucky (1/19/19)
 3-Point FG Att. _____ 19, Bryce Brown at Ole Miss (1/9/19)
 _____ 14, Bryce Brown vs. South Carolina (3/15/19)
 3-Pt FG Pct. _____ 1.000 (3-3), Chuma Okeke vs. Washington (11/9/18)
 _____ .857 (6-7), Bryce Brown vs. Kentucky (1/19/19)
 Free Throws Made _____ 15, Jared Harper at UAB (OT) (12/15/18)
 Free Throw Att. _____ 16, Jared Harper at UAB (OT) (12/15/18)
 FT Pct. _____ 1.000 (7-7), Jared Harper vs. Ole Miss (2/13/19)
 Rebounds _____ 17, Horace Spencer vs. Mississippi College (11/14/18)
 Assists _____ 13, Jared Harper vs. South Alabama (11/6/18)
 Steals _____ 5, Malik Dunbar vs. UNC Asheville (12/4/18)
 _____ 5, Chuma Okeke vs. Murray State (12/22/18)
 _____ 5, Chuma Okeke vs. North Florida (12/29/18)
 Blocked Shots _____ 5, Austin Wiley vs. UNC Asheville (12/4/18)
 _____ 5, Austin Wiley vs. Dayton (12/8/18)
 Turnovers _____ 6, Jared Harper at Mississippi State (1/26/19)
 _____ 6, Jared Harper vs. Ole Miss (2/13/19)
 Fouls _____ 5 (12x), last Jared Harper vs. New Mexico State (3/21/19)
 Minutes _____ 43, Bryce Brown vs. Xavier (OT) (11/19/18)
 _____ 43, Jared Harper vs. Xavier (OT) (11/19/18)
 _____ 41, Jared Harper at UAB (OT) (12/15/18)

OPPONENT INDIVIDUAL GAME HIGHS

Points _____ 32, Chris Silva at South Carolina (1/22/19)
 _____ 27, Terence Davis at Ole Miss (1/9/19)
 _____ 27, Quinndary Weatherspoon at Mississippi State (1/26/19)
 _____ 27, Chris Silva vs. South Carolina (3/15/19)
 Field Goals Made _____ 11, Chris Silva at South Carolina (1/22/19)
 Field Goal Att. _____ 21, Aaron Nesmith at Vanderbilt (2/16/19)
 FG Pct. _____ .917 (11-12), Chris Silva at South Carolina (1/22/19)
 3-Point FG Made _____ 6, Tyson Carter vs. Mississippi State (3/2/19)
 3-Point FG Att. _____ 14 (2x), last Tyson Carter vs. Mississippi State (3/2/19)
 3-Pt FG Pct. _____ 1.000 (2-2), Jaylen Nowell vs. Washington (11/9/18)
 _____ 1.000 (2-2), Ezekiel Balogun vs. North Florida (12/29/18)
 _____ 1.000 (2-2), Jalen Hudson vs. Florida (3/16/19)
 Free Throws Made _____ 11, Quinndary Weatherspoon at Mississippi State (1/26/19)
 Free Throw Att. _____ 12, Dominik Olejniczak at Ole Miss (1/9/19)
 FT Pct. _____ 1.000 (11-11), Quinndary Weatherspoon at Mississippi State (1/26/19)
 Rebounds _____ 17, Keldon Johnson at Kentucky (2/23/19)
 Assists _____ 10 (2x), last Tremont Waters at LSU (2/9/19)
 Steals _____ 5, Tremont Waters at LSU (2/9/19)
 Blocked Shots _____ 7, Marques Bolden vs. Duke (11/20/18)
 Turnovers _____ 9, DeVon Baker vs. UNC Asheville (12/4/18)
 _____ 8, Dyllan Taylor vs. Mississippi College (11/14/18)
 _____ 8, Brian Coffey II vs. North Florida (12/29/18)
 _____ 8, Xavier Pinson vs. Missouri (3/14/19)
 Fouls _____ 5 (10x), last Devon Dotson vs. Kansas (3/23/19)
 Minutes _____ 43, Quentin Goodin vs. Xavier (OT) (11/19/18)
 _____ 42, Jalen Perry at UAB (OT) (12/15/18)

THE LAST TIME - TEAM

Defeated a ranked team at home _____ vs. #5 Tennessee (3/9/19)
 Defeated a ranked team on the road _____ at #23 Tennessee (1/2/18)
 Defeated a ranked team at a neutral site _____ vs. #3 North Carolina (3/29/19)
 Defeated a top-10 team at home _____ vs. #5 Tennessee (3/9/19)
 Defeated a top-10 team on the road _____ at #8 Arkansas (1/23/93)
 Defeated a top-10 team at a neutral site _____ vs. #3 North Carolina (3/29/19)
 Won in overtime _____ at UAB, 75-71 (OT) (12/15/18)
 Lost in overtime _____ vs. Missouri (SECT), 86-83 (OT) (3/8/17)
 Won in double overtime _____ vs. Xavier, 89-88 (2OT) (12/20/14)
 Lost in double overtime _____ at Arkansas, 88-80 (2OT) (1/16/13)
 Played back-to-back overtime games _____ vs. Ole Miss, W 69-68 (2OT) (1/14/12)
 _____ at LSU, L 65-58 (OT) (1/17/12)
 Played at least three overtimes _____ vs. Georgia (SECT) (4OT) (3/1/19)
 Shot 70% for a half _____ 74.1% (20-27) vs. Arkansas-Pine Bluff (12/30/13)
 Shot 70% for a half (SEC) _____ 72.7% (16-22) at Ole Miss (2/22/03)
 Shot 60% for a game _____ 61.8% (42-68) vs. Winthrop (11/24/17)
 Shot 60% for a game (SEC) _____ 61.1% (33-54) at Arkansas (2/17/16)
 Shot less than 30% for game _____ 25.8% (17-66) vs. Clemson (3/18/18)
 Shot 100% from the FT line _____ 100% (6-6) vs. Long Beach State (12/23/11)
 Shot 60% from 3-point line _____ 65.4% (17-26) vs. Vanderbilt (2/3/18)
 Shot less than 30% in half _____ 26.9% (7-26) at Kentucky (2nd) (2/23/19)
 Shot less than 20% in half _____ 18.2% (6-33) vs. Clemson (1st) (3/18/18)
 Shot less than 10% in a half _____ 8.3% (2-24) vs. LSU (1st) (1/8/11)
 Attempted 50 free throws _____ 52 vs. Vanderbilt (2/6/54)
 Attempted 40 free throws _____ 42 vs. Alabama (1/21/17)
 Attempted 30 free throws in half _____ 30 vs. Georgia (2nd) (2/24/16)
 Made 30 free throws _____ 31 at Arkansas (2/27/18)
 Made 30 free throws (SEC) _____ 31 at Arkansas (2/27/18)
 Made at least 10 3-point field goals _____ 17 vs. North Carolina (3/29/19)
 Failed to make 3-point field goal _____ vs. Kentucky (0-15) (1/19/13)
 Had at least 50 rebounds _____ 50 at Texas A&M (1/16/19)
 Had less than 20 rebounds _____ 17 vs. Florida (3/16/19)
 Had 25 assists _____ 25 vs. Saint Peter's (11/28/18)
 Had at least 15 steals _____ 20 vs. North Florida (12/29/18)
 Had at least 10 blocks _____ 12 vs. UNC Asheville (12/4/18)
 Had at least 15 blocks _____ 17 vs. Nicholls State (11/25/11)
 Had at least 25 lead changes _____ 27 at Arkansas (1/16/13)
 Scored 50 points in a half _____ 56 (2nd) vs. North Carolina (3/29/19)
 Scored 50 points in a half (SEC) _____ 50 at Georgia (1st) (2/27/19)
 Scored 60 points in a half _____ 61 vs. Winthrop (2nd) (11/24/17)
 Scored 60 points in a half (SEC) _____ 64 at Tennessee (2/15/06)
 Scored 70 points in a half _____ 72 vs. Northwestern State (2nd) (11/27/15)
 Scored 100 points _____ 103 vs. Mississippi College (11/14/18)
 Scored 100 points (SEC) _____ 102 vs. Alabama (2/13/99)
 Scored under 20 points in 1st half _____ 19 vs. Clemson (3/18/18)
 Scored under 20 points in 2nd half _____ 14 vs. Tulsa (11/24/14)
 Scored under 10 points in a half _____ 6 vs. LSU (1st) (1/8/11)
 Scored 35 or under points in a game _____ 35 vs. Tulsa (11/24/14)
 Scored under 50 points in game _____ 45 at Tennessee (2/9/16)
 Scored under 50 points in game (SEC) _____ 45 at Tennessee (2/9/16)

THE LAST TIME - INDIVIDUAL

Scored at least 30 points	Jared Harper (31) at UAB (OT) (12/15/18)
Scored at least 35 points	Toney Douglas (38) vs. Nicholls State (11/24/04)
Scored at least 40 points	Wesley Person (44) vs. UAB (12/16/93)
Had two players with at least 20 points	Bryce Brown (34) and Jared Harper (20) vs. Dayton (12/8/18)
Had three players with at least 20 points	KT Harrell (24), Tahj Shamsid-Deen (21) & Cinmeon Bowers (20) vs. Louisiana (11/21/14)
Scored 20 points in a half	Bryce Brown (25, 2nd) vs. Kentucky (1/19/19)
Scored 20 points in 1st half	Bryce Brown (20) at Texas A&M (1/16/19)
Scored 20 points in 2nd half	Bryce Brown (25) vs. Kentucky (1/19/19)
Scored 25 points in a half	Bryce Brown (25, 2nd) vs. Kentucky (1/19/19)
Had two players with 25 points	Bryce Brown (26) and Jared Harper (25) vs. Xavier (OT) (11/19/18)
Had two players with 25 points (SEC)	Chris Denson (30) & KT Harrell (26) vs. Mississippi State (2/14/14)
A player had back-to-back 25-point SEC games	Kareem Canty (26) vs. Kentucky (1/16/16); (25) vs. Alabama (1/19/16)
A player had three straight 25-point SEC games	Chris Denson (29) at LSU (2/8/14); (26) vs. Kentucky (2/12/14); (30) vs. Mississippi State (2/15/14)
A player had four straight 25-point SEC games	Chris Denson (25) at South Carolina (2/5/14); (29) at LSU (2/8/14); (26) vs. Kentucky (2/12/14); (30) vs. Mississippi State (2/15/14)
A player had five straight 25-point SEC games	Keenan Carpenter (44) vs. LSU (1/8/89); (28) vs. Mississippi State (2/11/89); (33) at Florida (2/15/89); (32) at Ole Miss (2/18/89); (29) vs. Kentucky (2/20/89)
Zero players scored in double figures	at Vanderbilt (1/7/12)
Only one player scored in double figures	Bryce Brown (18) at Tennessee (2/9/16)
Five players scored in double figures	Chuma Okeke (20), Malik Dunbar (13), Bryce Brown (12), Danjel Purifoy (12), Samir Doughty (10), J'Von McCormick (10) vs. North Carolina (3/29/19)
Five players scored in double figures (SEC)	Jared Harper (22), Bryce Brown (15), Anfernee McLemore (15), Samir Doughty (11), Malik Dunbar (11) vs. Georgia (1/12/19)
All five starters scored in double figures	Samir Doughty (20), Chuma Okeke (17), Austin Wiley (17), Jared Harper (12), Bryce Brown (11) vs. Murray State (12/22/18)
Six players scored in double figures	Chuma Okeke (20), Malik Dunbar (13), Bryce Brown (12), Danjel Purifoy (12), Samir Doughty (10), J'Von McCormick (10) vs. North Carolina (3/29/19)
Six players scored in double figures (SEC)	Desean Murray (16), Mustapha Heron (15), Bryce Brown (13), Anfernee McLemore (13), Jared Harper (12), Horace Spencer (12) vs. Ole Miss (1/9/18)
Had at least 15 rebounds	Horace Spencer (17) vs. Mississippi College (11/14/18)
Had at least 15 rebounds (SEC)	Cinmeon Bowers (17) vs. Ole Miss (2/20/16)
Had at least 20 rebounds	Kelvin Ardister (20) vs. Tennessee (1/4/89)
Had at least 25 rebounds	Rex Frederick (25) at Ole Miss (1/6/58)
Had at least 20 pts & 20 reb	Kelvin Ardister (22 pts, 20 reb) vs. Tennessee (1/4/89)
Had two players with at least 10 rebounds	Anfernee McLemore (11) and Desean Murray (11) vs. Kentucky (2/14/18)
Had at least three players with 10 rebounds	Korvotney Barber (13), Quantez Robertson (10) and Lucas Hargrove (10) at Virginia (12/20/08)
Had a double-double	Chuma Okeke (20 pts, 11 reb) vs. North Carolina (3/29/19)
Had two straight double-doubles	Chuma Okeke (12 pts, 14 reb) at LSU (2/9/19); (23 pts, 11 reb) vs. Ole Miss (2/13/19)
Had three straight double-doubles	Cinmeon Bowers (12 pts, 15 reb) vs. Vanderbilt (2/13/16); (14 pts, 10 reb) at Arkansas (2/17/16); (11 pts, 18 reb) vs. Ole Miss (2/20/16)
Had four straight double-doubles	Cinmeon Bowers (19 pts, 19 reb) vs. Middle Tennessee (12/12/15); (13 pts, 12 reb) vs. Mercer (12/15/15); (12 pts, 11 reb) at Xavier (12/19/15); (12 pts, 12 reb) vs. New Mexico (12/22/15)
Had five straight double-doubles	Jeff Moore (26 pts, 11 reb) vs. Ole Miss (3/2/88); (20 pts, 11 reb) at LSU (3/5/88); (22 pts, 11 reb) vs. Georgia (3/11/88); (13 pts, 13 reb) vs. Bradley (3/17/88); (22 pts, 11 reb) vs. Oklahoma (3/19/88)
Had two players with a double-double	Jared Harper (12 pts, 10 ast) and Austin Wiley (17 pts, 10 reb) vs. Murray State (12/22/18)
Had a double-double with points and assists	Jared Harper (12 pts, 10 ast) vs. Murry State (12/22/18)
Had a triple-double	Kenny Gabriel (24 pts, 13 reb, 10 blk) vs. Bethune-Cookman (1/2/12)
Had 10 assists	Jared Harper (11) vs. North Carolina (3/29/19)
Had two players with at least five blocks	Rob Chubb (5) and Willy Kouassi (5) vs. Nicholls State (11/25/11)
Had 10 blocks	Kenny Gabriel (10) vs. Bethune-Cookman (1/2/12)
Had five steals	Chuma Okeke (5) vs. North Florida (12/29/18)
Had five steals (SEC)	Antoine Mason (5) at LSU (2/6/15)
Made 25 straight free throws	Danjel Purifoy (27) (11/23/16-12/18/16)
Hit buzzer-beater shot to win a game	T.J. Dunans vs. Mercer (3-pt FG, 76-74) (12/18/16)
Played more than 40 minutes	Jared Harper (41) at UAB (OT) (12/15/18)

TEAM GAME-BY-GAME

Opponent	PTS	FG-A	Pct.	3FG-A	Pct.	FT-A	Pct.	O-D-TOT	PF	A	TO	BLK	STL
#11 Auburn	101	38-74	.514	18-38	.474	7-14	.500	19-23-42	21	24	13	8	9
vs. South Alabama	58	17-46	.370	7-22	.318	17-22	.773	8-19-27	17	9	22	5	4
#11 Auburn	88	29-70	.414	12-31	.387	18-23	.783	19-22-41	20	16	11	4	8
vs. #25 Washington	66	25-45	.556	6-14	.429	10-17	.588	3-21-24	18	10	18	5	8
#9 Auburn	103	37-80	.463	8-33	.242	21-32	.656	23-43-66	14	14	11	7	14
vs. Mississippi College	52	18-66	.273	8-30	.267	8-16	.500	9-26-35	23	10	18	0	2
#8 Auburn	88	30-66	.455	11-35	.314	17-24	.708	12-23-35	23	16	12	7	10
vs. Xavier	79	24-61	.393	10-27	.370	21-24	.875	16-26-42	20	13	22	3	7
#8 Auburn	72	28-77	.364	11-32	.344	5-9	.556	18-23-41	24	14	9	2	8
vs. #1 Duke	78	24-54	.444	7-25	.280	23-34	.676	14-32-46	13	12	13	11	6
#8 Auburn	73	27-50	.540	9-26	.346	10-15	.667	9-21-30	19	10	15	2	4
vs. Arizona	57	20-47	.426	10-25	.400	7-9	.778	7-18-25	22	9	19	0	3
#8 Auburn	99	36-75	.480	15-31	.484	12-20	.600	19-28-47	17	25	13	8	16
vs. Saint Peter's	49	14-52	.269	6-22	.273	15-21	.714	14-24-38	19	8	26	6	9
#8 Auburn	67	23-48	.479	9-25	.360	12-18	.667	8-24-32	16	19	19	12	13
vs. UNC Asheville	41	14-45	.311	7-19	.368	6-8	.750	8-19-27	15	8	25	0	5
#8 Auburn	82	28-61	.459	12-33	.364	14-17	.824	11-26-27	10	17	10	9	10
vs. Dayton	72	27-56	.482	11-23	.478	7-10	.700	14-23-37	14	16	23	2	3
#8 Auburn	75	22-57	.386	4-22	.182	27-34	.794	14-26-40	17	10	10	7	2
vs. UAB	71	28-63	.444	9-29	.310	6-11	.545	12-27-39	26	11	13	3	8
#7 Auburn	71	30-62	.484	5-25	.200	6-12	.500	15-22-37	20	13	25	3	11
at NC State	78	28-53	.528	10-22	.455	12-23	.522	8-22-30	15	13	22	1	7
#7 Auburn	93	34-64	.531	13-33	.394	12-20	.600	14-18-32	19	19	14	5	10
vs. Murray State	88	29-58	.500	11-25	.440	19-24	.792	14-21-35	28	18	17	2	9
#12 Auburn	95	34-72	.472	9-26	.346	18-27	.667	19-20-39	16	23	13	7	20
vs. North Florida	49	18-50	.360	6-26	.231	7-9	.778	12-21-33	20	10	33	5	3
#11 Auburn	67	22-67	.328	14-39	.359	9-17	.529	16-21-37	24	11	16	6	6
at Ole Miss	82	24-53	.453	7-19	.368	27-37	.730	13-32-45	15	13	17	2	11
#11 Auburn	93	34-68	.500	12-25	.480	13-17	.765	17-22-39	20	16	12	4	9
vs. Georgia	78	26-58	.448	11-29	.379	15-20	.750	12-21-33	18	17	16	8	8
#14 Auburn	85	32-76	.421	13-34	.382	8-10	.800	20-30-50	21	16	10	7	10
at Texas A&M	66	19-50	.380	7-24	.292	21-30	.700	7-26-33	16	7	15	5	5
#14 Auburn	80	26-56	.464	13-30	.433	15-20	.750	7-19-26	25	17	11	4	5
vs. #12 Kentucky	82	26-48	.542	6-15	.400	24-33	.727	9-24-33	20	14	13	2	7
#16 Auburn	77	25-61	.410	7-25	.280	20-26	.769	11-23-34	22	9	12	4	7
at South Carolina	80	30-64	.469	6-18	.333	14-22	.636	14-26-40	21	16	11	8	4
#16 Auburn	84	26-49	.531	11-21	.524	21-23	.913	6-23-29	20	12	19	3	7
at #22 Mississippi State	92	28-55	.509	13-30	.433	23-34	.676	10-19-29	21	20	13	5	11
Auburn	92	33-69	.478	16-41	.390	10-16	.625	11-28-39	20	20	9	5	5
vs. Missouri	58	21-56	.375	7-24	.292	9-15	.600	10-28-38	20	7	20	3	5
Auburn	84	30-58	.517	13-22	.591	11-14	.786	8-23-31	18	15	13	3	13
vs. Alabama	63	21-47	.447	8-19	.421	13-18	.722	8-21-29	16	12	21	3	4
Auburn	76	25-52	.481	9-25	.360	17-27	.630	10-19-29	16	14	10	2	8
vs. Florida	62	23-50	.460	4-20	.200	12-12	1.000	6-22-28	22	9	17	2	3
Auburn	78	27-56	.482	16-38	.421	8-13	.615	7-28-35	23	13	19	4	7
at #21 LSU	83	28-73	.384	9-28	.321	18-26	.692	23-25-48	13	15	12	1	12
Auburn	55	16-49	.327	5-20	.250	18-23	.783	12-22-34	16	7	14	4	6
vs. Ole Miss	60	19-51	.373	13-33	.394	9-13	.692	9-25-34	20	12	13	2	8
Auburn	64	17-49	.347	9-25	.360	21-29	.724	8-19-27	18	9	7	4	10
at Vanderbilt	53	16-48	.333	5-23	.217	16-21	.762	14-29-43	20	8	19	4	1
Auburn	79	26-54	.481	17-33	.515	10-20	.500	9-33-42	24	16	20	6	11
vs. Arkansas	56	19-58	.328	4-26	.154	14-24	.583	12-23-35	13	9	15	3	10
Auburn	53	19-58	.328	8-27	.296	7-11	.636	8-16-24	12	8	9	1	6
at #4 Kentucky	80	30-55	.545	11-24	.458	9-12	.750	9-34-43	10	15	11	7	5
Auburn	78	29-64	.453	11-31	.355	9-11	.818	13-15-28	16	13	7	3	8
at Georgia	75	27-51	.529	9-21	.429	12-16	.750	10-21-31	10	14	14	5	6
Auburn	80	24-51	.471	13-30	.433	19-23	.826	1-20-21	16	16	10	4	9
vs. Mississippi State	75	24-55	.436	10-30	.333	17-25	.680	14-27-41	19	13	18	1	5
Auburn	66	24-60	.400	7-25	.280	11-14	.786	12-23-35	13	8	12	3	11
at Alabama	60	22-49	.449	5-19	.263	11-16	.688	8-26-34	16	10	19	5	7
Auburn	84	26-56	.464	13-34	.382	19-24	.792	7-20-27	16	16	5	3	11
vs. #5 Tennessee	80	29-61	.475	9-28	.321	13-16	.813	15-24-39	18	14	13	3	3
#22 Auburn	81	27-59	.458	12-34	.353	15-19	.789	13-20-33	16	14	11	5	8
vs. Missouri	71	23-52	.442	15-30	.500	10-14	.714	12-20-32	16	13	14	1	4
#22 Auburn	73	21-47	.447	13-34	.382	18-21	.857	6-20-26	19	11	12	5	10
vs. South Carolina	64	21-47	.447	10-26	.385	12-18	.667	12-21-33	17	12	18	3	6
#22 Auburn	65	25-56	.446	13-29	.448	2-5	.400	7-10-17	13	9	4	2	14
vs. Florida	62	23-38	.605	6-15	.400	10-12	.833	5-27-32	9	11	19	4	2
#22 Auburn	84	26-64	.406	15-40	.375	17-21	.810	13-26-39	15	14	7	6	14
vs. #8 Tennessee	64	23-51	.451	8-15	.533	10-13	.769	5-28-33	18	11	17	5	2
#14 Auburn	78	26-57	.456	12-31	.387	14-21	.667	6-18-24	24	13	10	2	9
vs. New Mexico State	77	25-51	.490	7-25	.280	20-27	.741	11-28-39	19	14	16	2	6
#14 Auburn	89	32-61	.525	13-30	.433	12-15	.800	6-21-27	21	17	7	3	9
vs. #17 Kansas	75	27-59	.458	6-19	.316	15-18	.833	13-25-38	17	13	16	1	4
#14 Auburn	97	36-66	.545	17-37	.459	8-17	.471	10-26-36	17	21	11	6	8
vs. #3 North Carolina	80	28-65	.431	7-28	.250	17-22	.773	14-26-40	16	16	14	2	7

TEAM GAME-BY-GAME (SPECIALTY STATS)

Opponent	BENCH	PAINT	P.O.T.	2ND CH PTS	FTBRK	DUNKS	TIME LEADING	TIME TRAILING	TIME TIED
#11 Auburn	24	40	33	26	15	6	39:36	0:00	0:14
vs. South Alabama	15	18	5	13	2	1	0:00	39:36	0:14
#11 Auburn	19	32	30	22	11	4	38:18	0:26	1:12
vs. #25 Washington	21	30	6	2	11	5	0:26	38:18	1:12
#9 Auburn	52	56	32	23	17	6	39:46	0:00	0:14
vs. Mississippi College	17	10	5	7	0	0	0:00	39:46	0:14
#8 Auburn	16	36	31	9	17	7	37:04	3:35	4:06
vs. Xavier	31	26	10	17	15	3	3:35	37:04	4:06
#8 Auburn	24	32	16	18	18	8	0:00	39:22	0:39
vs. #1 Duke	8	26	11	7	31	6	39:22	0:00	0:39
#8 Auburn	33	32	25	9	14	5	37:09	1:00	1:51
vs. Arizona	4	16	8	6	9	1	1:00	37:09	1:51
#8 Auburn	41	36	38	11	17	7	38:41	0:00	1:19
vs. Saint Peter's	7	16	8	7	8	2	0:00	38:41	1:19
#8 Auburn	26	28	20	9	14	5	37:31	0:00	2:18
vs. UNC Asheville	16	8	13	5	0	0	0:00	37:31	2:18
#8 Auburn	12	30	32	11	18	7	38:22	0:00	1:38
vs. Dayton	15	30	12	18	6	4	0:00	38:22	1:38
#8 Auburn	19	28	15	12	6	2	20:08	15:00	9:46
vs. UAB	21	24	11	15	2	2	15:00	20:08	9:46
#7 Auburn	43	48	27	14	16	1	0:44	37:47	1:26
at NC State	25	26	17	3	19	1	37:47	0:44	1:26
#7 Auburn	16	42	23	15	25	2	29:50	8:00	2:04
vs. Murray State	23	30	23	14	21	4	8:00	29:50	2:04
#12 Auburn	39	50	41	14	28	11	38:10	1:41	0:09
vs. North Florida	20	18	4	8	4	0	1:41	38:10	0:09
#11 Auburn	15	12	18	14	10	1	0:00	38:51	0:57
at Ole Miss	18	30	19	11	9	3	38:51	0:00	0:57
#11 Auburn	32	40	21	20	9	5	36:37	2:12	1:11
vs. Georgia	22	24	15	13	6	2	2:12	36:37	1:11
#14 Auburn	27	32	18	20	9	4	36:50	3:10	0:00
at Texas A&M	5	22	10	8	9	1	3:10	36:50	0:00
#14 Auburn	17	24	15	2	15	3	4:17	32:25	3:15
vs. #12 Kentucky	6	38	19	9	11	5	32:25	4:17	3:15
#16 Auburn	16	32	15	9	14	4	6:14	27:26	6:20
at South Carolina	23	40	17	13	10	2	27:26	6:14	6:20
#16 Auburn	19	26	18	7	4	5	4:36	31:47	3:37
at #22 Mississippi State	22	26	16	7	12	8	31:47	4:36	3:37
Auburn	33	26	28	15	11	3	35:36	3:35	0:49
vs. Missouri	17	28	8	9	9	3	3:35	35:36	0:49
Auburn	16	30	30	2	18	3	34:27	4:16	1:17
vs. Alabama	34	22	14	7	6	3	4:16	34:27	1:17
Auburn	26	30	19	15	7	6	36:13	1:04	2:43
vs. Florida	23	24	13	7	0	1	1:04	36:13	2:43
Auburn	15	18	12	1	2	2	21:05	17:36	1:19
at #21 LSU	15	38	31	29	4	4	17:36	21:05	1:19
Auburn	11	22	10	13	2	2	0:21	35:06	4:28
vs. Ole Miss	15	12	12	5	4	1	35:06	0:21	4:28
Auburn	17	12	17	5	4	2	32:34	2:57	4:29
at Vanderbilt	13	20	0	11	5	0	2:57	32:34	4:29
Auburn	19	18	24	11	8	2	39:50	0:00	0:10
vs. Arkansas	22	26	18	11	10	2	0:00	39:50	0:10
Auburn	11	22	7	6	2	1	2:26	37:16	0:16
at #4 Kentucky	11	30	13	14	10	3	37:16	2:26	0:16
Auburn	20	36	20	19	11	3	32:18	3:51	3:24
at Georgia	15	34	13	4	7	2	3:51	32:18	3:24
Auburn	15	20	20	0	7	1	38:58	0:00	1:02
vs. Mississippi State	15	24	9	13	5	3	0:00	38:58	1:02
Auburn	14	34	28	8	6	2	9:00	27:16	3:44
at Alabama	20	32	8	9	8	4	27:16	9:00	3:44
Auburn	23	22	19	7	16	2	8:46	28:28	2:46
vs. #5 Tennessee	16	28	5	16	2	2	28:28	8:46	2:46
#22 Auburn	30	30	24	19	2	2	27:05	8:48	4:07
vs. Missouri	28	16	17	15	0	0	8:48	27:05	4:07
#22 Auburn	23	12	14	8	4	1	18:58	15:49	5:13
vs. South Carolina	2	16	9	15	0	2	15:49	18:58	5:13
#22 Auburn	22	22	20	4	7	2	14:07	18:30	6:53
vs. Florida	12	30	5	7	7	3	18:30	14:07	6:53
#22 Auburn	30	22	21	17	8	0	28:41	10:09	1:10
vs. #8 Tennessee	10	26	11	7	2	0	10:09	28:41	1:10
#14 Auburn	28	28	15	9	5	0	29:46	8:42	1:32
vs. New Mexico State	51	36	12	8	17	1	8:42	29:46	1:32
#14 Auburn	17	32	22	7	32	2	38:03	0:18	1:39
vs. #17 Kansas	9	40	11	12	10	0	0:18	38:03	1:39
#14 Auburn	40	34	19	10	15	1	27:21	9:01	3:38
vs. #3 North Carolina	21	34	6	14	6	2	9:01	27:21	3:38

O

HORACE SPENCER

6-8 • 225

Sr. • F

Philadelphia, Pa.

(Findlay Prep)



2018-19: Averaging 4.4 ppg and 4.1 rpg in 38 games while coming off the bench ... 11 points, 10 rebounds and four blocks in SEC Tournament opening win over Missouri ... 13 blocks, 13 steals in last seven games ... 43 game scoring streak snapped when held scoreless against New Mexico State ... 1.7 ppg, 2.0 rpg, and 1.3 bpg in 2019 NCAA Tournament.

HIGH SCHOOL AND PERSONAL DATA: Four-star recruit who was ranked 48th nationally by 247Sports, 61st by ESPN, 71st by Rivals.com and 78th by Scout.com ... averaged 10.4 points, 9.4 rebounds, 2.2 blocks and 1.2 steals in only 19.5 minutes per game for loaded Findlay Prep in Henderson, Nev., to a 29-3 record and a No. 4 national ranking as a senior in 2014-15 under coach Andy Johnson ... helped lead the Pilots to the Final Four of the Dick's Sporting Goods High School National Tournament in 2015 ... averaged 6 points, 5 rebounds and a school record 2.8 blocks per game while shooting 62 percent from the field helping lead Findlay Prep to a 31-5 record as a junior in 2013-14 under coach Jerome Williams ... went to William Tennent High in Warminster, Pa., as a freshman and sophomore where he played under coach Robert Mulville ... averaged 20 points and 7 rebounds as a sophomore in 2012-13 and 10 points and 8 rebounds as a freshman ... full name is Horace Gilbert Spencer III ... son of Horace Spencer Jr. and Cindy Watts ... studying in College of Liberal Arts ... signed national letter of intent on April 15, 2015.

SPENCER'S MISCELLANEOUS STATS					
	2015-16	2016-17	2017-18	2018-19	Career
Games with 10+ Pts	2	3	6	3	14
Games with 20+ Pts	0	0	0	0	0
Games 5+ 3s	0	0	0	0	0
Games with 5+ Reb	17	5	17	16	55
Games with 10+ Reb	1	0	1	2	4
Games with 5+ Ast	0	0	0	0	0
Games with 10+ Ast	0	0	0	0	0
Games with 5+ Blk	5	1	0	0	6
Games with 5+ Stl	0	0	0	0	0
Double-Doubles	0	0	0	2	2

SPENCER'S CAREER STATISTICS																
Year	GP-GS	Min-Avg	FG-FGA	Pct	3FG-A	Pct	FT-FTA	Pct	Off-Def-Tot--Avg	PF-FO	Ast	TO	Blk	Stl	Pts	Avg
2015-16	31-18	562-18.1	63-150	.420	0-1	.000	33-68	.485	65-88-153--4.9	115-8	15	43	65	14	159	5.1
2016-17	19-12	310-16.3	37-66	.561	0-1	.000	18-36	.500	23-42-65--3.4	58-2	10	18	28	14	92	4.8
2017-18	34-13	587-17.3	58-111	.523	0-1	.000	44-61	.721	49-118-167--4.9	99-3	28	37	43	38	160	4.7
2018-19	38-1	600-15.8	65-140	.464	3-17	.176	34-60	.567	77-80-157--4.1	101-5	14	36	33	34	167	4.4
TOTAL	122-44	2059-16.9	223-467	.478	3-20	.150	129-225	.573	214-328-542--4.4	373-18	67	134	169	100	578	4.7

MEASURABLES AND BAM TESTING RESULTS

Wingspan	7'0.5"
Reach	9'0"
Hand	10"
Vertical Jump	32"
Approach Vertical	36"
3/4 Court Sprint	3.376
Reaction Shuttle	3.117
Lane Agility Drill	10.948
185 lb Bench	14

CAREER HIGHS

Points	14 vs. Mississippi College (11/14/18)
Rebounds	17 vs. Mississippi College (11/14/18)
Field Goals	6 (2x) last vs. Mississippi College (11/14/18)
Field Goals Att.	10 (2x) last vs. Mississippi College (11/14/18)
3-Pt. Field Goals	1 (2x) last vs. Missouri (1/30/19)
3-Pt. Field Goals Att.	2 (3x) last vs. Missouri (1/30/19)
Free Throws	4 (3x) last vs. Clemson (3/18/18)
Free Throws Att.	8 at South Carolina (1/24/17)
Assists	3 vs. Alabama (2/21/18)
Blocks	7 at Arkansas (2/17/16)
Steals	4 (2x) last vs. Missouri (3/14/19)
Minutes	29 vs. Georgia (2/24/16)

2018-19 SPENCER GAME-BY-GAME

Opp.	Start	Min.	FG-A	3FG-A	FT-A	O-D-T	PF	A	TO	BLK	STL	PTS
S. Alabama	18	1-3	0-1	0-3	1-4-5	1 1 0	0	0	0	1	2	
Washington	11	1-4	0-1	0-0	4-2-6	3 0 0	0	0	0	0	2	
Miss. Col.	19	6-10	0-1	2-4	10-7-17	2 2 1	1	1	1	1	14	
Xavier	20	0-2	0-1	2-2	0-5-5	0 0 0	0	2	1	2		
Duke	15	1-3	0-1	0-0	2-1-3	3 0 0	0	0	1	2		
Arizona	21	3-6	0-1	1-1	3-1-4	4 0 1	0	0	0	7		
St. Peter's	14	0-6	0-0	2-3	2-2-4	4 1 2	1	2	1	2		
UNCA	11	2-2	0-0	0-0	0-1-1	3 2 2	1	1	1	4		
Dayton	12	1-3	0-2	0-0	1-0-1	2 0 1	0	0	0	2		
UAB	13	2-3	0-1	2-4	5-0-5	1 0 1	0	0	0	6		
NC State	7	2-3	0-0	0-1	3-2-5	0 0 1	0	0	0	4		
Murray St.	8	1-1	0-0	0-1	2-1-3	2 0 0	1	0	2			
North Fla.	14	2-4	1-2	1-2	1-1-2	1 0 2	0	1	6			
Ole Miss	11	2-4	0-0	0-0	4-3-7	5 0 2	0	0	4			
Georgia	18	2-4	0-0	0-0	2-4-6	2 0 0	1	2	4			
Texas A&M	15	2-9	0-1	2-2	5-2-7	2 1 0	0	0	6			
Kentucky	23	2-3	0-0	0-1	2-6-8	5 2 4	2	1	4			
S. Carolina	15	3-3	0-0	3-6	1-2-3	5 0 0	1	1	9			
Miss. St.	14	1-3	0-0	2-2	0-2-2	0 0 0	0	1	3			
Missouri	17	2-5	1-2	1-3	2-1-3	2 1 2	2	0	6			
Alabama	15	2-4	0-0	0-0	1-4-5	5 1 0	1	3	4			
Florida	21	2-5	0-1	2-4	2-5-7	4 1 3	1	1	6			
LSU	16	2-2	0-0	0-0	1-4-5	3 0 3	2	1	4			
Ole Miss	17	2-3	0-0	1-2	1-0-1	1 2 0	0	1	5			
Vanderbilt	14	1-4	0-0	0-0	1-2-3	1 0 0	0	1	2			
Arkansas	10	1-2	0-0	1-2	1-2-3	2 0 1	0	1	3			
Kentucky	11	1-2	0-0	0-0	0-0-0	2 0 0	0	1	2			
Georgia	17	4-6	0-0	2-2	4-1-5	4 0 0	0	0	10			
Miss. St.	16	1-3	0-0	2-2	1-1-2	3 0 0	0	0	4			
Alabama	16	1-4	0-0	0-0	1-0-1	0 0 0	0	0	2			
Tennessee *	19	0-1	0-0	2-2	3-2-5	3 0 0	0	2	2			
Missouri	26	4-7	0-0	3-3	6-4-10	2 0 3	4	4	11			
S. Carolina	24	2-3	1-1	0-0	1-3-4	3 0 0	3	0	5			
Florida	19	2-5	0-1	0-0	1-0-1	3 0 1	0	3	4			
Tennessee	25	2-3	0-0	2-3	1-1-2	2 0 1	2	2	6			
NMSU	16	0-1	0-0	0-1	1-1-2	5 0 2	1	1	0			
Kansas	7	0-1	0-0	1-2	1-1-2	4 0 1	0	2	1			
N. Carolina	14	2-3	0-0	0-2	0-2-2	3 0 0	3	1	4			

1



JARED HARPER

6-0 • 175

Jr. • G

Mableton, Ga.
(Pebblebrook HS)

2018-19: Second on team in scoring (15.2 ppg) and three-point field goals (95), while leading team in assists (5.8 apg), free throws attempted (167), free throws made (137), free throw percentage (82.0 pct) and minutes played (32.7 mpg). ... 14.7 ppg, 7.0 apg in 2019 NCAA Tournament ... 19.2 ppg and 4.8 apg in last five games ... 15.4 ppg, 5.7 apg during current 11-game winning streak ... 15 or more points in seven of last 11 games while posting 5 or more assists in eight of last 11 games ... recorded 15+ points and 5+ assists in the same game 17 times this season ... 87.7 pct from FT line this season in last 5 minutes of games ... 11.0 ppg in five career NCAA Tournament games ... hit a 3 in 31 of last 32 games ... Set a new Auburn NCAA Tournament game record with 11 assists vs. North Carolina, breaking the old mark of 10 by Gerald White against UNLV in 1986 Sweet 16 and versus Indiana in 1987 second round ... 223 assists on the season is new program single-season record, topping the old mark of 221 set by White in 1985-86 ... 503 career assists are the most by an Auburn player prior to the end of his junior season.

HIGH SCHOOL AND PERSONAL DATA: Consensus four-star signee ... ranked No. 54 overall by Rivals ... two-time first-team All-State ... averaged 27 points, 10.1 assists, 5.7 rebounds and 3.7 steals in leading Pebblebrook to a 23-10 record as a senior in 2015-16 under coach George Washington ... he shot 49 percent from the floor and 48.9 percent (85-of-174) from 3-point range ... in back-to-back seasons, led Pebblebrook to the Class 6A state championship game ... selected to the American Family Insurance High School Slam Dunk and 3-Point Championships in Pearland, Texas ... rated as a consensus four-star by ESPN, 247Sports, Rivals and Scout ... he had 24 points at halftime and scored 12 in the third quarter of the game named the MVP of the prestigious Peach Jam in 2015, leading his Georgia Stars AAU team to the championship with a game-high 34 points, eight assists and four rebounds in a 104-77 win over the St. Louis Eagles ... averaged 21 points and seven assists as a junior leading Pebblebrook to a school record wins with a 27-6 record in 2014-15 ... led the Georgia Stars to an 8-0 record in a Las Vegas tournament in July 2015 and as the Stars finished ranked No. 1 in the country ... an honors student, finished high school with a 3.7 GPA ... full name is Jared Lamar Harper ... son of Patrick and Erica Harper ... studying in Harbert College of Business ... signed national letter of intent on Nov. 12, 2015.

HARPER'S MISCELLANEOUS STATS

	2016-17	2017-18	2018-19	Career
Games with 10+ Pts	19	27	28	74
Games with 20+ Pts	5	5	10	20
Games 5+ 3s	3	1	5	9
Games with 5+ Reb	2	4	7	13
Games with 10+ Reb	0	0	0	0
Games with 5+ Ast	5	20	27	52
Games with 10+ Ast	0	2	4	6
Games with 5+ Blk	0	0	0	0
Games with 5+ Stl	0	0	0	0
Double-Doubles	0	2	2	4

MEASURABLES AND BAM TESTING RESULTS

Wingspan	64.5"
Reach	7'10.5"
Hand	8.5"
Vertical Jump	34"
Approach Vertical	42.5"
3/4 Court Sprint	3.151
Reaction Shuttle	3.018
Lane Agility Drill	10.600
185 lb Bench	7

CAREER HIGHS

Points	31 at UAB (12/15/18)
Rebounds	6 (5x) last vs. South Carolina (3/15/19)
Field Goals	9 vs. Xavier (11/19/18)
Field Goals Att.	19 (2x) last at UAB (12/15/18)
3-Pt. Field Goals	6 (2x) last vs. Duke (11/20/18)
3-Pt. Field Goals Att.	10 (3x) last at Georgia (2/27/19)
Free Throws	15 at UAB (12/15/18)
Free Throws Att.	17 vs. Ole Miss (1/7/17)
Assists	14 vs. Vanderbilt (2/3/18)
Blocks	1 (4x) last vs. Ole Miss (1/9/18)
Steals	4 (4x) last vs. Florida (3/16/19)
Minutes	43 vs. Xavier (11/19/18)

2018-19 HARPER GAME-BY-GAME

Opp.	Start	Min.	FG-A	3FG-A	FT-A	O-D-T	PF	A	TO	BLK	STL	PTS
S. Alabama	*	30	7-13	6-10	0-0	0-5-5	2	13	1	0	2	20
Washington	*	32	3-12	3-6	4-4	1-4-5	1	5	2	0	0	13
Miss. Col.	*	21	5-8	2-5	0-0	0-2-2	0	4	0	0	1	14
Xavier	*	43	9-17	3-9	4-6	1-5-6	3	8	5	0	3	25
Duke	*	38	7-19	6-10	2-2	0-0-0	0	6	2	0	0	22
Arizona	*	36	1-7	0-5	2-2	0-5-5	1	5	2	0	0	4
St. Peter's	*	27	2-8	2-6	0-0	0-1-1	1	8	3	0	3	6
UNCA	*	30	2-6	2-5	3-3	0-1-1	1	5	4	0	0	9
Dayton	*	35	5-11	4-7	6-6	0-3-3	1	7	1	0	2	20
UAB	*	41	7-19	2-6	15-16	0-4-4	2	3	1	0	0	31
NC State	*	37	5-16	1-5	0-0	1-3-4	3	5	4	0	0	11
Murray St.	*	34	4-11	2-6	2-4	0-2-2	1	10	2	0	0	12
North Fla.	*	27	3-7	2-5	1-2	2-2-4	1	10	2	0	1	9
Ole Miss	*	38	3-14	2-9	1-2	0-2-2	1	5	2	0	0	9
Georgia	*	35	6-15	4-9	6-6	1-1-2	2	7	1	0	2	22
Texas A&M	*	33	6-11	4-9	1-3	1-2-3	2	6	3	0	3	17
Kentucky	*	34	5-13	2-6	5-7	0-0-0	2	6	3	0	1	17
S. Carolina	*	37	7-15	1-6	2-3	0-4-4	2	5	2	0	0	17
Miss. St.	*	34	4-7	3-5	4-5	0-1-1	2	7	6	0	0	15
Missouri	*	30	6-13	1-6	3-4	1-1-2	3	5	2	0	0	16
Alabama	*	32	5-11	3-6	6-7	1-1-2	0	5	1	0	2	19
Florida	*	27	2-5	1-4	3-4	0-0-0	2	3	1	0	0	8
LSU	*	34	7-11	5-8	6-6	0-6-6	2	8	5	0	2	25
Ole Miss	*	34	1-8	1-5	7-7	1-4-5	2	2	6	0	1	10
Vanderbilt	*	36	4-10	3-8	5-8	0-3-3	2	8	1	0	3	16
Arkansas	*	30	3-9	3-7	1-1	0-2-2	0	4	2	0	0	10
Kentucky	*	32	3-11	2-5	4-6	0-1-1	1	0	3	0	1	12
Georgia	*	38	7-15	5-10	3-4	0-0-0	1	5	1	0	2	22
Miss. St.	*	36	2-10	0-6	6-6	0-2-2	3	9	0	0	2	10
Alabama	*	36	6-13	1-4	3-5	0-2-2	3	1	2	0	3	16
Tennessee	*	31	5-13	2-7	4-4	1-2-3	3	8	2	0	1	16
Missouri	*	27	1-6	1-5	2-3	0-1-1	2	5	2	0	2	5
S. Carolina	*	34	6-13	3-8	12-14	0-6-6	1	6	3	0	0	27
Florida	*	35	7-11	5-7	1-2	0-2-2	2	2	1	0	4	20
Tennessee	*	19	1-11	1-8	6-6	0-1-1	3	6	2	0	1	9
NMSU	*	31	6-11	4-8	1-3	0-1-1	5	4	3	0	0	17
Kansas	*	35	6-13	2-7	4-4	0-0-0	2	6	2	0	0	18
N. Carolina	*	25	3-8	1-5	2-2	0-1-1	4	11	2	0	0	9

HARPER'S CAREER STATISTICS

Year	GP-GS	Min-Avg	FG-FGA	Pct	3FG-A	Pct	FT-FTA	Pct	Off-Def-Tot--Avg	PF-FO	Ast	TO	Blk	Stl	Pts	Avg
2016-17	32-30	774-24.2	104-270	.385	54-157	.344	103-146	.705	10-52-62--1.9	57-1	95	49	2	37	365	11.4
2017-18	34-34	1038-30.5	111-308	.360	61-172	.355	166-202	.822	14-68-82--2.4	63-2	185	72	1	40	449	13.2
2018-19	38-38	1244-32.7	172-431	.399	95-253	.375	137-167	.820	11-83-94--2.5	69-1	223	87	0	42	576	15.2
TOTAL	104-102	3056-29.4	387-1009	.384	210-582	.361	406-515	.788	35-203-238--2.3	189-4	503	208	3	119	1390	13.4

2



BRYCE BROWN

6-3 • 198

Sr. • G

Stone Mountain, Ga.
(Tucker HS)

2018-19: Leads team averaging 15.8 ppg with 133 three-pointers this season ... second on the team in minutes played (31.9) and assists (1.9 apg) ... third nationally in three pointers made (133) and fifth in three-point attempts (327) ... 374 career 3-pointers is second on the SEC's career 3-point field goal list ... 133 triples is fourth on the SEC's single-season 3-pointer chart ... 12.2 ppg, 2.6 rpg in five career NCAA Tournament games, including 17-of-44 (38.6 pct) from three ... 16.3 ppg, 3.3 rpg, 3.0 apg in three NCAA Tournament games (16-of-32 shooting, 11-of-25 from three) ... 25 points vs. Kansas were most by an Auburn player in NCAA Tournament play since Marquis Daniels scored 27 vs. Syracuse in the 2003 Sweet 16 ... seven three-pointers vs. Kansas were an Auburn NCAA Tournament single-game record ... hit 5 or more three pointers in six of last 13 games ... hit a 3-pointer in 27 consecutive games ... eight consecutive double-digit games (18.1 ppg).

HIGH SCHOOL AND PERSONAL DATA: Averaged 25 points, 6 rebounds and 4 assists as a senior at Tucker High School under coach James Hartry ... averaged 18 points and five assists as a junior ... teammates with former Auburn player Tahj Shamsid-Deen at Columbia High School in Decatur, Ga., as a sophomore in 2012-13 ... went to Columbia High School as a sophomore and junior and went to back-to-back state championships ... impressed the Auburn coaching staff at Coach Bruce Pearl's Elite Camp in 2014 ... full name is Bryce Wade Brown ... son of Cedric and Donna Brown ... father, Cedric, and brother, Blake, played football at Clark Atlanta ... studying in College of Liberal Arts ... signed national letter of intent on Nov. 14, 2014.

BROWN'S MISCELLANEOUS STATS					
	2015-16	2016-17	2017-18	2018-19	Career
Games with 10+ Pts	15	7	28	30	80
Games with 20+ Pts	3	0	8	8	19
Games 5+ 3s	4	3	8	12	27
Games with 5+ Reb	3	4	1	0	8
Games with 10+ Reb	0	0	0	0	0
Games with 5+ Ast	1	1	2	2	6
Games with 10+ Ast	0	0	0	0	0
Games with 5+ Blk	0	0	0	0	0
Games with 5+ Stl	0	0	0	0	0
Double-Doubles	0	0	0	0	0

BROWN'S CAREER STATISTICS																
Year	GP-GS	Min-Avg	FG-FGA	Pct	3FG-A	Pct	FT-FTA	Pct	Off-Def-Tot--Avg	PF-FO	Ast	TO	Blk	Stl	Pts	Avg
2015-16	30-11	742-24.7	93-274	.339	78-211	.370	38-46	.826	15-40-55--1.8	73-2	20	31	0	11	302	10.1
2016-17	28-13	592-21.1	68-189	.360	56-140	.400	18-27	.667	12-43-55--2.0	49-0	35	26	6	28	210	7.5
2017-18	33-33	1031-31.2	169-421	.401	107-280	.382	79-102	.775	19-46-65--2.0	55-0	55	43	7	32	524	15.9
2018-19	38-38	1211-31.9	192-443	.433	133-327	.407	84-104	.808	17-61-78--2.1	54-0	74	64	2	41	601	15.8
TOTAL	129-95	3576-27.7	522-1327	.393	374-958	.390	219-279	.785	63-190-253--2.0	231-2	184	164	15	112	1637	12.7

MEASURABLES AND BAM TESTING RESULTS

Wingspan	64.5"
Reach	8'1"
Hand	9.5"
Vertical Jump	35"
Approach Vertical	42.5"
3/4 Court Sprint	3.152
Reaction Shuttle	2.787
Lane Agility Drill	10.617
185 lb Bench	14

CAREER HIGHS

Points	34 vs. Dayton (12/8/18)
Rebounds	6 (3x) last vs. LSU (1/18/17)
Field Goals	12 vs. Norfolk State (11/10/17)
Field Goals Att.	24 at Ole Miss (1/9/19)
3-Pt. Field Goals	9 at Arkansas (2/17/16)
3-Pt. Field Goals Att.	14 (3x) last vs. South Carolina (3/15/19)
Free Throws	8 vs. Dayton (12/8/18)
Free Throws Att	9 vs. Dayton (12/8/18)
Assists	5 (6x) last vs. New Mexico State (3/21/19)
Blocks	2 (2x) last vs. Boston College (12/12/16)
Steals	3 (7x) last at Mississippi State (1/26/19)
Minutes	43 vs. Xavier (11/19/18)

2018-19 BROWN GAME-BY-GAME

Opp.	Start	Min	FG-A	3FG-A	FT-A	O-D-T	PF	A	TO	BLK	STL	PTS
S. Alabama	*	27	4-12	4-9	0-1	1-2-3	3	1	1	1	0	12
Washington	*	29	3-10	2-8	5-7	0-2-2	3	1	1	1	2	13
Miss. Col.	*	27	6-13	4-10	0-1	1-2-3	0	1	0	0	2	16
Xavier	*	43	8-18	5-13	5-6	0-4-4	2	5	2	0	2	26
Duke	*	38	6-17	4-13	0-0	2-1-3	2	2	2	0	1	16
Arizona	*	29	6-10	4-8	3-3	0-2-2	2	2	2	0	0	19
St. Peter's	*	25	7-11	3-6	2-4	0-4-4	0	5	1	0	1	19
UNCA	*	29	3-9	1-6	0-0	0-2-2	2	4	1	0	2	7
Dayton	*	34	10-18	6-13	8-9	0-1-1	1	1	1	0	0	34
UAB	*	39	1-7	0-6	3-4	1-0-1	3	2	1	0	0	5
NC State	*	26	1-6	0-4	1-1	1-2-3	1	1	6	0	2	3
Murray St.	*	33	4-10	3-8	0-0	0-1-1	2	2	3	0	0	11
North Fla.	*	24	5-12	5-10	3-3	1-1-2	2	4	3	0	2	18
Ole Miss	*	36	8-24	7-19	0-0	0-0-0	1	1	3	0	0	23
Georgia	*	27	6-11	3-4	0-0	1-1-2	1	2	3	0	1	15
Texas A&M	*	30	7-16	5-11	3-3	0-3-3	2	3	1	0	2	22
Kentucky	*	32	8-9	6-7	6-6	0-0-0	1	3	3	0	1	28
S. Carolina	*	33	4-11	3-8	6-7	1-1-2	1	1	3	0	1	17
Miss. St.	*	34	5-10	2-4	6-6	2-2-4	2	1	1	0	3	18
Missouri	*	32	4-10	4-10	2-2	0-4-4	1	1	1	0	1	14
Alabama	*	33	8-12	5-7	2-3	0-3-3	1	1	5	0	0	23
Florida	*	32	6-12	2-6	0-0	0-0-0	2	1	1	0	0	14
LSU	*	30	4-10	3-7	0-1	0-0-0	1	1	2	0	0	11
Ole Miss	*	35	2-12	1-7	3-3	0-1-1	2	0	2	0	2	8
Vanderbilt	*	33	4-11	3-6	3-3	2-0-2	2	0	1	0	1	14
Arkansas	*	24	6-10	5-8	1-2	1-2-3	3	1	2	0	1	18
Kentucky	*	33	2-7	2-5	0-0	0-1-1	0	2	1	0	0	6
Georgia	*	32	3-12	1-9	2-2	0-2-2	1	2	1	0	0	9
Miss. St.	*	36	7-10	5-8	5-7	0-1-1	1	3	1	0	2	24
Alabama	*	30	2-10	2-10	1-2	0-1-1	2	1	2	0	1	7
Tennessee	*	33	4-10	4-9	4-5	0-3-3	1	2	1	0	2	16
Missouri	*	35	5-13	5-10	2-2	0-3-3	2	4	2	0	0	17
S. Carolina	*	36	7-16	5-14	0-1	0-0-0	0	2	0	0	2	19
Florida	*	33	4-11	3-9	0-0	0-1-1	0	0	0	0	1	11
Tennessee	*	36	6-11	5-10	2-2	0-1-1	1	2	1	0	2	19
NMSU	*	31	4-12	2-8	2-3	2-1-3	2	5	2	0	2	12
Kansas	*	31	9-13	7-11	0-0	1-2-3	1	2	0	0	0	25
N. Carolina	*	32	3-7	2-6	4-5	0-4-4	0	2	1	2	0	12

3

DANJEL PURIFOY

6-7 • 230

Jr. • F

Centreville, Ala.

(Hargrave Military Academy)



2018-19: Played in 26 games off the bench, averaging 3.5 ppg, 1.8 rpg ... 63 pct from field in last 7 games (14-of-22), including 9-of-16 from 3 (56.2 pct) ... Provided huge spark off bench in win over North Carolina with a season-high 12 points in 12 minutes ... Connected on three consecutive three pointers in 1:11 stretch midway thru second half against North Carolina ... 10+ minutes of action off the bench in six of last seven games ... season-high 10 points on 4-of-5 shooting (2-of-3 from three) in SEC Tournament Championship versus Tennessee ... 11-of-23 (47.8 pct) from three during Tigers' current 11-game win streak.

HIGH SCHOOL AND PERSONAL DATA: Four-star small forward by ESPN, Rivals, Scout and 247Sports ... ranked ninth among all small forwards and 48th overall by 247Sports ... ranked as the nation's No. 12 small forward and the top player in Alabama by 247 Sports ... averaged 25 points, 11 rebounds, five blocks and 20 deflections a game at Hargrave Military Academy under coach A.W. Hamilton in 2014-15 ... averaged 17.7 points and 6.1 rebounds per game at Bibb County as a junior ... full name is Danjel Kevon Purifoy ... son of Waukesha Evans ... studying in College of Liberal Arts ... signed national letter of intent on Nov. 12, 2014.

PURIFOY'S MISCELLANEOUS STATS				
	2016-17	2017-18	2018-19	Career
Games with 10+ Pts	17	0	2	19
Games with 20+ Pts	3	0	0	3
Games 5+ 3s	1	0	0	1
Games with 5+ Reb	12	0	1	13
Games with 10+ Reb	1	0	0	1
Games with 5+ Ast	2	0	0	2
Games with 10+ Ast	0	0	0	0
Games with 5+ Blk	0	0	0	0
Games with 5+ Stl	0	0	0	0
Double-Doubles	0	0	0	0

PURIFOY'S CAREER STATISTICS																
Year	GP-GS	Min-Avg	FG-FGA	Pct	3FG-A	Pct	FT-FTA	Pct	Off-Def-Tot--Avg	PF-FO	Ast	TO	Blk	Stl	Pts	Avg
2016-17	29-25	831-28.7	97-244	.398	59-160	.369	80-91	.879	28-108-136--4.7	65-0	51	45	5	41	333	11.5
2018-19	26-0	283-10.9	33-76	.434	18-46	.391	6-9	.667	14-33-47--1.8	28-0	15	9	1	15	90	3.5
TOTAL	55-25	1114-20.3	130-320	.406	77-206	.374	86-100	.860	42-141-183--3.3	93-0	66	54	6	56	423	7.7

MEASURABLES AND BAM TESTING RESULTS

Wingspan	6'10.5"
Reach	8'8"
Hand	10"
Vertical Jump	28.5"
Approach Vertical	38.5"
3/4 Court Sprint	3.324
Reaction Shuttle	3.226
Lane Agility Drill	11.544
185 lb Bench	11

CAREER HIGHS

Points	27 (2x) last vs. Boston College (12/12/16)
Rebounds	15 at UConn (12/23/16)
Field Goals	9 vs. Coastal Carolina (12/15/16)
Field Goals Att.	14 (2x) last vs. Coastal Carolina (12/15/16)
3-Pt. Field Goals	5 vs. Coastal Carolina (12/15/16)
3-Pt. Field Goals Att.	10 vs. Coastal Carolina (12/15/16)
Free Throws	8 vs. Georgia State (11/14/16)
Free Throws Att.	10 vs. Georgia State (11/14/16)
Assists	9 vs. USC Upstate (11/29/16)
Blocks	1 (6x) last vs. Florida (3/16/19)
Steals	3 (6x) last at Texas A&M (2/18/17)
Minutes	39 vs. Missouri (3/8/17)

2018-19 PURIFOY GAME-BY-GAME

Opp.	Start	Min.	FG-A	3FG-A	FT-A	O-D-T	PF	A	TO	BLK	STL	Pts
S. Alabama	-dnp-											
Washington	-dnp-											
Miss. Col.	-dnp-											
Xavier	-dnp-											
Duke	-dnp-											
Arizona	-dnp-											
St. Peter's	-dnp-											
UNCA	-dnp-											
Dayton	-dnp-											
UAB		7	1-2	0-1	0-1	1-0-1	0	0	0	0	1	2
NC State		8	0-1	0-1	0-0	1-1-2	1	0	2	0	0	0
Murray St.		4	0-1	0-1	0-0	0-0-0	0	0	0	0	1	0
North Fla.		8	1-3	0-0	0-0	0-1-1	0	1	0	0	0	2
Ole Miss	-dnp-											
Georgia	-dnp-											
Texas A&M	-dnp-											
Kentucky		8	1-4	1-3	0-0	0-0-0	2	0	0	0	0	3
S. Carolina		19	1-6	0-1	1-2	2-1-3	3	2	2	0	2	3
Miss. St.		5	1-1	1-1	0-0	0-2-2	0	0	0	0	0	3
Missouri		11	3-5	2-3	0-0	0-1-1	1	2	0	0	2	8
Alabama		15	2-3	1-2	2-2	2-2-4	3	1	0	0	0	7
Florida		13	1-2	1-1	2-2	1-1-2	0	2	1	0	0	5
LSU		10	3-5	1-3	1-1	0-1-1	0	1	1	0	1	8
Ole Miss		7	1-4	0-1	0-1	0-2-2	0	0	0	0	0	2
Vanderbilt		9	1-4	0-2	0-0	0-0-0	1	0	0	0	1	2
Arkansas		17	0-2	0-2	0-0	0-3-3	0	0	0	0	1	0
Kentucky		16	1-4	0-1	0-0	0-2-2	4	1	1	0	1	2
Georgia		19	1-3	1-3	0-0	1-2-3	2	0	0	0	0	3
Miss. St.		9	1-2	1-2	0-0	0-0-0	1	0	1	0	1	3
Alabama		8	0-0	0-0	0-0	0-2-2	0	0	0	0	0	0
Tennessee		4	0-2	0-2	0-0	0-1-1	0	0	0	0	0	0
Missouri		20	2-4	1-3	0-0	2-2-4	0	2	0	0	0	5
S. Carolina		17	2-2	2-2	0-0	2-3-5	2	1	1	0	0	6
Florida		11	0-0	0-0	0-0	0-2-2	0	0	0	1	1	0
Tennessee		10	4-5	2-3	0-0	0-2-2	1	1	0	0	2	10
NMSU		10	2-4	0-2	0-0	0-0-0	2	0	0	0	0	4
Kansas		6	0-1	0-0	0-0	1-1-2	4	0	0	0	1	0
N. Carolina		12	4-6	4-6	0-0	1-1-2	1	1	0	0	0	12

4

MALIK DUNBAR

6-6 • 230

Sr. • G/F

North Augusta, S.C.

(College of Central Florida)



2018-19: Played in 37 games, starting in 11, averaging 18.3 minutes per game ... averaging 7.0 ppg and 4.2 rpg ... started in 11 games, all in the last 13 games of the season ... Tigers 10-1 in games Dunbar has started ... team-best +56 plus/minus in first three NCAA Tournament games ... 8.0 ppg in three NCAA Tournament games, including 13 points and four rebounds with a +27 plus/minus versus North Carolina.

HIGH SCHOOL AND PERSONAL DATA: Was a South Carolina Class 4A first-team all-state selection as a senior at Spring Valley High School in Columbia in 2014-15 ... son of Trika Mobley ... one of five siblings.

DUNBAR'S MISCELLANEOUS STATS			
	2017-18	2018-19	Career
Games with 10+ Pts	3	12	15
Games with 20+ Pts	0	0	0
Games 5+ 3s	0	0	0
Games with 5+ Reb	5	7	12
Games with 10+ Reb	0	0	0
Games with 5+ Ast	0	0	0
Games with 10+ Ast	0	0	0
Games with 5+ Blk	0	0	0
Games with 5+ Stl	0	1	1
Double-Doubles	0	0	0

MEASURABLES AND BAM TESTING RESULTS

Wingspan	6'9.25"
Reach	8'6"
Hand	9"
Vertical Jump	31.5"
Approach Vertical	38.5"
3/4 Court Sprint	3.221
Reaction Shuttle	3.009
Lane Agility Drill	12.282
185 lb Bench	13

CAREER HIGHS

Points	16 vs. South Alabama (11/6/18)
Rebounds	8 vs. Mississippi College (11/14/18)
Field Goals	7 vs. South Alabama (11/6/18)
Field Goals Att.	13 vs. UConn (12/23/17)
3-Pt. Field Goals	4 vs. Saint Peter's (11/28/18)
3-Pt. Field Goals Att.	7 (2x) last vs. North Carolina (3/29/19)
Free Throws	3 (2x) last at Vanderbilt (2/16/19)
Free Throws Att.	4 (4x) last at Vanderbilt (2/16/19)
Assists	3 vs. Arkansas (2/20/19)
Blocks	3 (2x) last at Texas A&M (1/16/19)
Steals	5 vs. UNC Asheville (12/4/18)
Minutes	30 at Vanderbilt (2/16/19)

2018-19 DUNBAR GAME-BY-GAME

Opp.	Start	Min.	FG-A	3FG-A	FT-A	O-D-T	PF	A	TO	BLK	STL	PTS
S. Alabama	23	7-11	2-5	0-0	3-2-5	2 0 1	1	1	0	0	16	
Washington	18	3-5	1-3	1-1	0-4-4	0 0 0	0	0	0	0	8	
Miss. Col.	21	4-12	0-4	2-2	3-5-8	1 2 2	0	2	0	2	10	
Xavier	15	1-3	1-2	0-0	1-2-3	2 1 1	0	0	0	0	3	
Duke	20	2-5	1-3	0-0	0-2-2	5 1 1	1	1	0	0	5	
Arizona	17	6-7	2-3	1-2	1-3-4	1 0 1	0	1	0	1	15	
St. Peter's	18	4-9	4-6	2-2	0-3-3	1 1 1	0	2	14			
UNCA	25	3-4	2-3	0-2	1-6-7	1 1 2	0	5	8			
Dayton	6	0-3	0-3	0-0	0-0-0	0 0 0	0	0	0	0	0	
UAB	14	2-8	1-4	0-0	0-3-3	2 1 1	1	1	1	5		
NC State	20	5-8	2-5	0-1	1-3-4	4 0 1	0	1	0	1	12	
Murray St.	16	1-5	1-4	1-2	0-3-3	1 1 1	1	1	0	4		
North Fla.	23	4-10	1-5	2-2	1-2-3	1 2 0	0	2	11			
Ole Miss	13	4-4	1-1	2-4	2-2-4	1 0 1	1	3	11			
Georgia	14	4-7	2-4	1-2	0-1-1	3 0 0	0	2	11			
Texas A&M	18	0-2	0-1	2-2	1-3-4	3 1 1	3	2	2			
Kentucky	22	4-7	2-4	0-0	2-5-7	4 0 0	0	1	10			
S. Carolina	12	0-3	0-1	2-2	0-2-2	3 0 0	0	0	2			
Miss. St.	14	2-3	1-2	0-0	0-2-2	4 0 0	0	1	5			
Missouri	16	2-4	2-4	0-0	0-2-2	2 1 3	0	0	6			
Alabama	21	1-3	0-0	1-2	0-4-4	1 0 2	0	1	3			
Florida	16	3-5	1-3	2-3	1-0-1	2 1 1	0	0	9			
LSU	22	1-4	1-3	0-1	1-1-2	3 1 1	0	0	3			
Ole Miss	16	1-3	0-1	0-0	1-2-3	2 0 2	2	0	2			
Vanderbilt	30	4-7	2-4	3-4	2-3-5	3 0 1	2	0	13			
Arkansas *	22	3-8	2-5	0-0	0-5-5	2 3 2	0	2	8			
Kentucky *	20	0-6	0-5	0-2	1-3-4	1 0 1	0	1	0			
Georgia	-dnp-											
Miss. St. *	17	2-6	1-3	1-2	0-3-3	0 0 1	1	1	6			
Alabama	18	3-7	1-4	1-1	1-3-4	1 1 1	0	2	8			
Tennessee *	20	1-3	1-2	2-4	0-3-3	0 2 0	0	2	5			
Missouri *	21	4-6	2-4	1-1	0-3-3	2 0 0	0	0	11			
S. Carolina *	14	0-1	0-1	0-0	0-1-1	2 0 1	0	0	0			
Florida *	19	0-4	0-2	0-0	0-0-0	2 0 1	0	0	0			
Tennessee *	17	2-6	1-5	3-5	1-5-6	1 0 0	1	1	8			
NMSU *	20	1-5	1-4	2-2	0-1-1	1 0 1	0	0	5			
Kansas *	17	3-4	0-1	0-1	0-0-0	1 2 0	0	0	6			
N. Carolina *	24	5-10	3-7	0-0	2-2-4	1 1 1	0	0	13			

DUNBAR'S CAREER STATISTICS

Year	GP-GS	Min-Avg	FG-FGA	Pct	3FG-A	Pct	FT-FTA	Pct	Off-Def-Tot--Avg	PF-FO	Ast	TO	Blk	Stl	Pts	Avg
2017-18	34-3	481-14.1	70-167	.419	27-78	.346	18-31	.581	18-65-83--2.4	65-1	8	27	8	13	185	5.4
2018-19	37-11	678-18.3	92-208	.442	42-121	.347	32-52	.615	26-94-120--3.2	66-1	23	33	14	33	258	7.0
TOTAL	71-14	1159-16.3	162-375	.432	69-199	.347	50-83	.602	44-159-203--2.9	131-2	31	60	22	46	443	6.2

5

CHUMA OKEKE

6-8 • 230
So. • F
Atlanta, Ga.
(Westlake HS)



2018-19: Auburn's third leading scorer (12.0 ppg), and team leader in rebounds (6.8 rpg), steals (69) and blocks (46) ... scored in double figures in 15 of the last 17 games ... team-high seven double-doubles ... 69 steals is tied for third on Auburn single-season steals list ... 13.7 ppg, 7.5 rpg during 11-game winning streak ... in three NCAA Tournament games averaging 15.0 points, 7.0 rebounds, 2.3 assists, 3.0 steals and 1.0 blocks per contest ... 10.8 ppg, 7.6 rpg in five career NCAA Tournament games ... 12-of-24 (50 pct) from 3 in last three games ... 20 points and 11 rebounds versus North Carolina, to become first Tiger player to record a double-double in the NCAA Tournament since Mamadou N'diaye (15 pts/11 reb) vs. Creighton in the 2000 second round ... Fifth AU player to record a 20-point, 10-rebound game in the tournament (Charles Barkley, Chuck Person, Chris Morris, Jeff Moore).

2017 USA U19 WORLD CUP TEAM: Invited to the USA Basketball U19 World Cup Training Camp in the Olympic Training Center in Colorado Springs, Colo., along with sophomore Austin Wiley in June 2017 ... made the first cut at the tryouts from 27 to 18.

HIGH SCHOOL AND PERSONAL DATA: Consensus four-star prospect ... MaxPreps All-American selection as a senior in 2016-17 ... ranked 44th nationally by Scout, 48th by ESPN, 55th by Rivals, 56th by 247Sports and 61st by ESPN ... as a junior, led Westlake to the 2016 Georgia Class 6A state championship for the first time since 2002 with a 68-58 overtime win over Pebblebrook ... MaxPreps Junior All-America honorable mention selection in 2015-16 ... averaged 24.4 points, 15.0 rebounds, 3.1 assists, 2.4 steals and 1.0 block in only 11.7 minutes per game as a senior in helping Westlake to an 18-11 record overall, 9-1 in the region, under coach Darron Rogers in 2016-17 ... shot 71 percent (137-of-192) from the field, 70.0 percent (14-of-20) from 3-point range and 69.5 percent (132-of-190) from the foul line ... averaged 9.6 offensive rebounds per game ... 35 points and 17 rebounds at the Cancer Research Classic on Jan. 11, 2017 ... 35 points and 24 rebounds in an 89-83 triple overtime loss to Newton in the state playoffs on Feb. 24 ... 36 points, 28 rebounds and 5 assists in 85-76 win over Pebblebrook on Jan. 31 ... 40 points, 20 rebounds and 6 assists in 80-78 overtime win at Pebblebrook on Jan. 13 ... 35 points and 17 rebounds in a 76-73 loss to Gonzaga of Washington, D.C., on Jan. 7 ... 32 points and 18 rebounds in 72-63 victory over Southwest Atlanta Christian on Dec. 3 ... averaged 22.7 points and 7.5 rebounds as a sophomore in 2014-15.

OKEKE'S MISCELLANEOUS STATS

	2017-18	2018-19	Career
Games with 10+ Pts	16	27	43
Games with 20+ Pts	0	4	4
Games 5+ 3s	0	1	1
Games with 5+ Reb	23	30	53
Games with 10+ Reb	4	7	11
Games with 5+ Ast	0	3	3
Games with 10+ Ast	0	0	0
Games with 5+ Blk	0	0	0
Games with 5+ Stl	0	2	2
Double-Doubles	3	7	10

MEASURABLES AND BAM TESTING RESULTS

Wingspan	7'0"
Reach	8'11.5"
Hand	10"
Vertical Jump	34.5"
Approach Vertical	27"
3/4 Court Sprint	3.354
Reaction Shuttle	3.146
Lane Agility Drill	12.466
185 lb Bench	1

CAREER HIGHS

Points	23 vs. Ole Miss (2/13/19)
Rebounds	14 (2x) last at Alabama (3/5/19)
Field Goals	9 vs. Tennessee (3/9/19)
Field Goals Att.	14 (2x) last vs. Tennessee (3/9/19)
3-Pt. Field Goals	5 vs. Tennessee (3/17/19)
3-Pt. Field Goals Att.	9 vs. Tennessee (3/17/19)
Free Throws	8 at Vanderbilt (2/16/19)
Free Throws Att.	10 at Vanderbilt (2/16/19)
Assists	5 (3x) last vs. Arkansas (2/20/19)
Blocks	3 (3x) last vs. Arkansas (2/20/19)
Steals	5 (2x) last vs. North Florida (12/29/18)
Minutes	36 (2x) last vs. Tennessee (3/9/19)

2018-19 OKEKE GAME-BY-GAME

Opp.	Start	Min.	FG-A	3FG-A	FT-A	O-D-T	Pf	A	TO	Blk	Stl	Pts
S. Alabama	*	30	7-11	3-5	3-3	6-3-9	1	5	5	3	3	20
Washington	*	28	7-11	3-3	2-2	6-4-10	3	2	2	2	1	19
Miss. Col.	*	18	1-3	1-3	0-0	0-7-7	0	2	0	1	0	3
Xavier	*	29	5-9	1-5	2-3	4-3-7	4	0	0	0	1	13
Duke	*	33	3-10	0-3	0-0	1-5-6	4	3	2	0	4	6
Arizona	*	31	4-7	0-3	2-4	2-4-6	1	2	2	0	0	10
St. Peter's	*	22	5-5	2-2	0-0	4-2-6	0	3	1	2	1	12
UNCA	*	25	2-5	2-3	1-2	3-4-7	1	5	2	2	0	7
Dayton	*	30	1-6	0-2	0-0	2-1-3	1	2	1	2	3	2
UAB	*	34	4-6	0-1	3-4	3-3-6	4	1	3	2	0	11
NC State	*	32	3-8	1-6	0-0	2-4-6	5	2	1	1	3	7
Murray St.	*	31	7-14	3-8	0-2	2-3-5	3	2	4	2	5	17
North Fla.	*	27	5-8	0-2	2-2	2-3-5	3	2	1	1	5	12
Ole Miss	*	34	2-6	1-3	0-3	2-2-4	3	3	4	1	0	5
Georgia	*	22	1-5	0-2	2-2	2-2-4	4	2	1	1	0	4
Texas A&M	*	32	5-11	0-3	0-0	4-3-7	1	1	2	0	2	10
Kentucky	*	32	5-11	1-5	0-0	2-4-6	3	2	0	1	1	11
S. Carolina	*	28	4-12	1-4	4-4	3-3-6	1	0	2	1	2	13
Miss. St.	*	36	6-10	3-5	1-1	2-2-4	1	1	2	0	0	16
Missouri	*	28	5-8	2-4	2-3	3-9-12	0	4	0	2	0	14
Alabama	*	29	4-7	1-1	0-0	3-2-5	1	2	1	1	4	9
Florida	*	27	3-9	1-4	4-7	3-5-8	0	2	0	1	3	11
LSU	*	26	5-10	2-6	0-2	4-10-14	1	0	2	1	0	12
Ole Miss	*	33	8-11	2-3	5-6	4-7-11	2	0	3	1	2	23
Vanderbilt	*	31	2-6	1-3	8-10	1-5-6	1	1	2	1	3	13
Arkansas	*	29	4-8	3-5	0-0	0-4-4	1	5	2	3	1	11
Kentucky	*	30	6-13	2-5	0-0	2-1-3	3	1	1	0	0	14
Georgia	*	27	5-11	2-4	1-1	4-2-6	3	0	2	2	1	13
Miss. St.	*	31	4-9	0-3	3-4	0-7-7	0	2	2	2	1	11
Alabama	*	32	6-11	1-1	4-4	7-7-14	1	3	2	1	1	17
Tennessee	*	36	9-14	3-5	1-1	1-4-5	2	1	2	1	4	22
Missouri	*	20	4-7	0-1	4-6	3-2-5	2	2	1	1	0	12
S. Carolina	*	23	1-3	0-2	2-2	1-3-4	4	1	3	2	3	4
Florida	*	29	4-11	1-3	0-0	4-3-7	2	2	1	1	3	9
Tennessee	*	30	6-13	5-9	1-2	6-7-13	2	0	2	1	3	18
NMSU	*	30	3-9	2-5	5-5	2-3-5	2	1	1	1	3	13
Kansas	*	34	4-10	2-5	2-2	1-4-5	1	4	2	1	4	12
N. Carolina	*	25	8-11	3-5	1-3	4-7-11	0	2	2	0	2	20

OKEKE'S CAREER STATISTICS

Year	GP-GS	Min-Avg	FG-FGA	Pct	3FG-A	Pct	FT-FTA	Pct	Off-Def-Tot--Avg	PF-FO	Ast	TO	Blk	Stl	Pts	Avg
2017-18	34-0	734-21.6	92-201	.458	34-87	.391	37-55	.673	69-128-197--5.8	66-1	38	27	25	23	255	7.5
2018-19	38-38	1105-29.1	168-339	.496	55-142	.387	65-90	.722	106-154-260--6.8	71-1	73	66	46	69	456	12.0
TOTAL	72-38	1839-25.5	260-540	.481	89-229	.389	102-145	.703	175-282-457--6.3	137-2	111	93	71	92	711	9.9

10

SAMIR DOUGHTY

6-4 • 195

Jr. • G

Philadelphia, Pa.
(VCU)



2018-19: In last eight games, all off the bench, just 5 turnovers in 177 minutes with 13 assists and nine steals ... starter in 27 games, is fifth on team averaging 7.3 ppg and is the Tigers' top rebounding guard averaging 3.3 rpg ... shooting a team-best 42.6 pct from three, while fourth with 43 three-pointers ... fourth on team in minutes played (23.9 mpg) ... 18 points, seven rebounds, 3 steals and 4 assists in 62 minutes off the bench in two NCAA Tournament games.

2016-17 (Redshirt Freshman at VCU): Averaged 9.0 points, 3.6 rebounds, 2.1 assists and 0.9 steals in 23.1 minutes per game ... played in 35 games, starting 15 as VCU reached the NCAA Tournament, losing to Saint Mary's in the first round ... was the Rams' fourth-leading scorer ... averaged the most points by a VCU freshman since Shawn Hampton in 1998-99 ... shot 40.9 percent from the floor, 28.4 percent from 3-point range and 76.6 percent from the foul line ... shot 34.5 percent (19-of-55) from 3-point range for the final 21 games of the season since Jan. 4 after opening the year 4-of-26 from behind the arc ... career-high 23 points with nine assists and seven rebounds at Duquesne ... just missed a triple-double with 10 points, 10 assists and eight rebounds vs. Saint Joseph's ... 17 points in the Atlantic 10 Conference Tournament vs. Richmond ... 9 points vs. Saint Mary's in the NCAA Tournament ... went 4-0 as VCU toured Spain from Aug. 12-22 in Madrid, Toledo, Valencia and Barcelona.

2017-18 (Freshman at VCU): Redshirted at VCU ... originally signed with St. John's.

HIGH SCHOOL AND PERSONAL DATA: Averaged 24.9 points, 9.7 rebounds, 4.1 assists and 2.7 steals per game while shooting 59 percent from 2-point range as a senior at Mathematics, Civics & Science Charter in Philadelphia, Pa. ... ranked as the 35th-best point guard nationally by 247 Sports, including sixth-best in Pennsylvania, as a senior ... three-star recruit.

DOUGHTY'S MISCELLANEOUS STATS

	2016-17	2017-18	2018-19	Career
Games with 10+ Pts	15	0	9	24
Games with 20+ Pts	1	0	1	2
Games 5+ 3s	0	0	0	0
Games with 5+ Reb	9	0	11	20
Games with 10+ Reb	0	0	1	1
Games with 5+ Ast	4	0	2	6
Games with 10+ Ast	1	0	0	1
Games with 5+ Blk	0	0	0	0
Games with 5+ Stl	0	0	0	0
Double-Doubles	1	0	0	1

MEASURABLES AND BAM TESTING RESULTS

Wingspan	64.5"
Reach	8'3.5"
Hand	8.25"
Vertical Jump	28.5"
Approach Vertical	34"
3/4 Court Sprint	3.305
Reaction Shuttle	3.430
Lane Agility Drill	11.607
185 lb Bench	3

CAREER HIGHS

Points	23 at Duquesne (1/4/17)
Rebounds	10 vs. Dayton (12/8/18)
Field Goals	9 at Duquesne (1/4/17)
Field Goals Att.	15 at Duquesne (1/4/17)
3-Pt. Field Goals	3 (2x) last vs. Georgia (1/12/19)
3-Pt. Field Goals Att.	6 (2x) last at Ole Miss (1/9/19)
Free Throws	7 vs. St. Joseph's (2/14/17)
Free Throws Att.	8 (2x) last vs. St. Joseph's (2/14/17)
Assists	10 vs. St. Joseph's (2/14/17)
Blocks	1 (4x) last at Kentucky (2/23/19)
Steals	4 (2x) last vs. Dayton (12/8/18)
Minutes	35 at Georgia (2/27/19)

2018-19 DOUGHTY GAME-BY-GAME

Opp.	Start	Min	FG-A	3FG-A	FT-A	O-D-T	PF	A	TO	BLK	STL	PTS
S. Alabama	*	19	5-7	2-3	2-2	1-0-1	3	1	2	0	0	14
Washington	*	25	6-9	2-4	4-4	2-2-4	2	4	3	0	4	18
Miss. Col.	*	19	5-11	1-5	2-2	1-4-5	3	2	3	0	3	13
Xavier	*	31	1-6	0-1	0-0	3-0-3	2	2	2	0	2	2
Duke	*	13	0-3	0-0	0-0	2-1-3	5	0	1	0	1	0
Arizona	*	23	3-6	1-2	0-0	1-2-3	3	0	1	0	1	7
St. Peter's	*	26	1-2	0-1	0-0	2-4-6	2	5	1	0	1	2
UNCA	*	25	4-7	2-5	3-4	1-5-6	2	2	2	0	2	13
Dayton	*	34	3-6	2-3	0-0	4-6-10	1	6	1	0	4	8
UAB	*	27	1-4	0-1	2-2	2-4-6	2	2	2	0	0	4
NC State	*	20	3-6	1-3	0-0	1-0-1	1	2	3	0	1	7
Murray St.	*	24	6-7	2-3	6-6	2-2-4	3	2	0	0	0	20
North Fla.	*	14	2-4	0-0	0-0	2-0-2	1	0	1	0	0	4
Ole Miss	*	27	3-6	3-6	0-0	0-2-2	3	2	1	0	2	9
Georgia	*	31	4-9	3-4	0-0	0-3-3	1	3	2	0	2	11
Texas A&M	*	23	2-7	1-4	0-0	0-1-1	3	0	1	0	1	5
Kentucky	*	24	1-4	1-3	2-2	0-1-1	1	3	0	0	0	5
S. Carolina	*	28	3-5	2-4	0-0	0-3-3	2	0	1	0	0	8
Miss. St.	*	26	1-3	0-1	4-4	1-4-5	4	3	2	0	3	6
Missouri	*	21	3-8	1-4	0-0	1-4-5	4	1	1	1	1	7
Alabama	*	22	3-6	1-2	0-0	1-2-3	4	0	1	1	2	7
Florida	*	32	4-8	2-4	2-2	3-2-5	2	2	1	0	3	12
LSU	*	33	1-5	1-4	1-2	1-1-2	4	0	2	0	3	4
Ole Miss	*	28	1-3	1-1	0-0	0-3-3	3	2	1	0	0	3
Vanderbilt	*	16	0-0	0-0	0-2	0-1-1	2	0	1	0	0	0
Arkansas		21	2-3	1-2	1-1	0-4-4	4	2	5	0	2	6
Kentucky		20	0-2	0-1	0-0	0-0-0	0	1	1	1	1	0
Georgia	*	35	3-7	0-2	1-2	2-3-5	1	4	3	0	2	7
Miss. St.		23	3-3	2-2	0-0	0-1-1	4	1	2	0	0	8
Alabama	*	22	2-5	1-2	2-2	2-3-5	3	1	3	0	3	7
Tennessee		20	2-5	2-5	3-4	1-3-4	2	2	0	0	1	9
Missouri		22	2-5	1-4	3-4	0-2-2	1	1	1	0	1	8
S. Carolina		26	2-5	2-3	4-4	2-3-5	2	1	1	0	3	10
Florida		21	3-4	2-3	0-1	1-2-3	1	4	0	0	1	8
Tennessee		25	2-8	0-3	2-2	0-2-2	0	1	0	0	1	6
NMSU		20	1-3	1-2	1-4	0-1-1	1	1	0	0	0	4
Kansas		22	1-2	0-1	2-2	0-5-5	2	1	1	0	2	4
N. Carolina		20	4-6	2-3	0-0	0-1-1	1	2	2	0	1	10

DOUGHTY'S CAREER STATISTICS

Year	GP-GS	Min-Avg	FG-FGA	Pct	3FG-A	Pct	FT-FTA	Pct	Off-Def-Tot--Avg	PF-FO	Ast	TO	Blk	Stl	Pts	Avg
2016-17*	35-15	809-23.1	103-252	.409	23-81	.284	85-111	.766	29-98-127--3.6	76-3	75	66	2	33	314	9.0
2018-19	38-27	908-23.9	93-200	.465	43-101	.426	47-58	.810	39-87-126--3.3	85-1	66	55	3	54	276	7.3
TOTAL	73-42	1717-23.5	196-452	.434	66-182	.363	132-169	.781	68-185-253--3.5	161-4	141	121	5	87	590	8.1

12

J'VON MCCORMICK

6-0 • 175

Jr. • G

New Orleans, La.
(Lee College)



MEASURABLES AND BAM TESTING RESULTS

Vertical Jump	34"
Approach Vertical	41.5"
3/4 Court Spring	3.091
Reaction Shuttle	3.033
Lane Agility Drill	11.252
185 lb Bench	6

2018-19: 4.1 ppg in 37 games played ... played significant minutes off the bench during current 11-game winning streak averaging 14.5 mpg ... Fifth on team in scoring during winning streak, averaging 7.4 ppg on team-best 56.9 pct shooting ... career-high 16 points vs. New Mexico State on 6-of-8 shooting ... Averaging 10.7 ppg, 2.0 rpg and 1.2 apg in 52 minutes during NCAA Tournament play ... last seven games, 7.3 ppg off the bench while shooting 53 pct from the field ... 32 points (10.6 ppg) in last three games after scoring 37 (4.6 ppg) in the previous eight.

2017-18 (Sophomore at Lee): Averaged 18.5 points, 6.4 assists and 5.3 rebounds in 28 games for the Runnin' Rebels ... started all 28 games ... was the third-highest scorer in the Region XIV Athletic Conference ... had 180 assists - the third-most in the region ... also added 44 steals ... knocked down 127 free throws.

2016-17 (Freshman at Lee): Averaged 4.9 points, 2.1 assists and 2.0 rebounds in 31 games for the Runnin' Rebels ... started seven games ... totaled 62 rebounds, including 23 offensive ... racked up 64 assists and contributed 39 steals.

HIGH SCHOOL AND PERSONAL DATA: Known for quickness and ability to create off the bounce ... fast guard to push the tempo and guard opposing team's primary ball-handlers ... scored over 2,000 points for Mayde Creek High School (Texas) ... earned the 2016 19-6A Offensive MVP ... was a member of the all-conference team ... earned the newcomer of the year award as a freshman ... played for coach Darius Barnes Jr. and C.O.G Elite ... also played for coach Tim Schumacher and Houston Hoops ... son of Carol McCormick ... has two brothers, Brad and Troy ... enrolled in the Harbert College of Business.

CAREER HIGHS

Points	16 vs. New Mexico State (3/21/19)
Rebounds	4 (2x) last at Texas A&M (1/16/19)
Field Goals	6 (2x) last vs. New Mexico State (3/21/19)
Field Goals Att.	11 vs. North Carolina (3/29/19)
3-Pt. Field Goals	2 vs. Arizona (11/21/18)
3-Pt. Field Goals Att.	2 (2x) last vs. Arizona (11/21/18)
Free Throws	3 (2x) last vs. New Mexico State (3/21/19)
Free Throws Att.	6 vs. Arkansas (2/20/19)
Assists	4 (3x) last vs. Alabama (2/2/19)
Blocks	1 at Vanderbilt (2/16/19)
Steals	3 (4x) vs. North Florida (12/29/18)
Minutes	23 vs. Tennessee (3/17/19)

2018-19 MCCORMICK GAME-BY-GAME

Opp.	Start	Min	FG-A	3FG-A	FT-A	O-D-T	PF	A	TO	BLK	STL	PTS
S. Alabama	17	2-5	1-2	0-0	2-0-2	3	2	2	0	2	5	
Washington	8	1-4	0-1	0-0	0-1-1	2	2	0	0	0	2	
Miss. Col.	22	3-5	0-1	1-4	1-3-4	0	1	1	0	3	7	
Xavier	4	0-0	0-0	0-0	0-0-0	0	0	1	0	0	0	
Duke	3	0-0	0-0	0-0	1-0-1	1	2	0	0	0	0	
Arizona	15	2-2	2-2	0-0	0-0-0	2	1	3	0	1	6	
St. Peter's	10	0-0	0-0	0-0	0-0-0	1	1	0	0	0	0	
UNCA		-dnp-										
Dayton	11	1-1	0-0	0-0	0-0-0	0	1	0	0	0	2	
UAB	10	0-0	0-0	0-0	0-0-0	2	1	0	0	0	0	
NC State	17	6-7	0-0	2-4	2-0-2	2	3	1	0	3	14	
Murray St.	13	2-4	1-1	0-0	0-0-0	1	2	3	0	3	5	
North Fla.	16	1-3	0-0	1-2	0-1-1	0	4	1	0	3	3	
Ole Miss	6	0-1	0-0	0-0	0-1-1	0	0	1	0	0	0	
Georgia	13	1-1	0-0	0-0	0-0-0	1	1	0	0	0	2	
Texas A&M	14	3-6	0-1	0-0	2-2-4	0	4	0	1	0	6	
Kentucky	8	0-2	0-0	0-0	1-0-1	2	1	1	0	0	0	
S. Carolina	9	0-2	0-0	2-2	0-0-0	0	1	0	0	0	2	
Miss. St.	11	2-4	1-1	2-3	1-2-3	0	0	4	0	0	7	
Missouri	13	3-4	0-0	0-0	1-1-2	1	2	0	0	1	6	
Alabama	11	1-3	0-0	0-0	0-0-0	1	4	0	0	1	2	
Florida	13	1-1	0-0	2-3	0-0-0	0	2	1	0	1	4	
LSU	5	0-1	0-0	0-0	0-1-1	2	2	1	0	0	0	
Ole Miss	7	0-0	0-0	1-2	0-0-0	0	0	0	0	0	1	
Vanderbilt	7	0-0	0-0	0-0	0-1-1	0	0	0	1	0	0	
Arkansas	12	1-2	1-1	3-6	1-1-2	3	0	2	0	2	6	
Kentucky	9	1-2	0-0	1-1	0-0-0	0	2	0	0	1	3	
Georgia	11	3-4	1-1	0-0	0-0-0	0	2	0	0	2	7	
Miss. St.	8	0-1	0-0	0-0	0-0-0	2	1	1	0	1	0	
Alabama	14	2-3	0-0	0-0	0-0-0	1	0	0	0	0	4	
Tennessee	15	3-4	0-1	1-2	0-0-0	2	1	0	0	1	7	
Missouri	15	3-5	0-1	0-0	0-2-2	1	0	1	0	0	6	
S. Carolina	10	0-0	0-0	0-0	0-0-0	0	0	1	0	1	0	
Florida	12	3-4	1-1	1-2	0-0-0	0	0	0	0	0	8	
Tennessee	23	2-5	1-2	0-0	0-2-2	0	4	1	0	1	5	
NMSU	18	6-8	1-1	3-3	0-2-2	1	1	2	0	2	16	
Kansas	14	2-6	0-1	2-2	2-0-2	2	2	0	0	0	6	
N. Carolina	20	5-11	0-1	0-1	1-1-2	2	2	1	0	2	10	

MCCORMICK'S MISCELLANEOUS STATS

	2018-19	Career
Games with 10+ Pts	3	3
Games with 20+ Pts	0	0
Games 5+ 3s	0	0
Games with 5+ Reb	0	0
Games with 10+ Reb	0	0
Games with 5+ Ast	0	0
Games with 10+ Ast	0	0
Games with 5+ Blk	0	0
Games with 5+ Stl	0	0
Double-Doubles	0	0

MCCORMICK'S CAREER STATISTICS

Year	GP-GS	Min-Avg	FG-FGA	Pct	3FG-A	Pct	FT-FTA	Pct	Off-Def-Tot--Avg	PF-FO	Ast	TO	Blk	Stl	Pts	Avg
2018-19	37-0	444-12.0	60-111	.541	10-19	.526	22-37	.595	15-21-36--1.0	35-0	52	28	2	31	152	4.1
TOTAL	37-0	444-12.0	60-111	.541	10-19	.526	22-37	.595	15-21-36--1.0	35-0	52	28	2	31	152	4.1

20



MYLES PARKER

6-8 • 200

Fr. • F

Madison, Ala.

(Madison Academy)

HIGH SCHOOL AND PERSONAL DATA: Played high school ball at Madison Academy and Hargrave Military Academy ... was a three-time all-state player and was named the region's player of the year ... helped lead the Mustangs to the Class 4A semifinals after back-to-back 3A titles ... averaged 16.9 points, 6.8 rebounds, 2.5 assists and 1.1 steals during 2016-17 season ... selected for the Alabama-Mississippi All-Star Game ... played for Team Thadd and Team Carroll during AAU circuit ... chose Auburn over UNC Asheville, North Alabama, Presbyterian and Campbell ... son of Marlowe and Jennifer Parker ... has two siblings: Markayla and Makiyah Parker ... enrolled in the College of Liberal Arts.

CAREER HIGHS

Points	3 (2x) last vs. North Carolina (3/29/19)
Rebounds	1 at Texas A&M (1/16/19)
Field Goals	1 (3x) last vs. Missouri (1/30/19)
Field Goals Att.	2 (4x) last vs. Missouri (1/30/19)
3-Pt. Field Goals	1 vs. North Carolina (3/29/19)
3-Pt. Field Goals Att.	1 (5x) last vs. North Carolina (3/29/19)
Free Throws	1 (2x) last vs. Missouri (1/30/19)
Free Throws Att.	2 vs. South Alabama (11/6/18)
Assists	-
Blocks	-
Steals	1 vs. Saint Peter's (11/28/18)
Minutes	6 vs. UNC Asheville (12/4/18)

2018-19 PARKER GAME-BY-GAME

Opp.	Start	Min.	FG-A	3FG-A	FT-A	O-D-T	PF	A	TO	BLK	STL	Pts
S. Alabama		4	0-2	0-1	1-2	0-0-0	0	0	0	0	0	1
Washington		2	0-1	0-1	0-1	0-0-0	0	0	1	0	0	0
Miss. Col.		3	1-2	0-0	0-0	0-0-0	1	0	1	0	0	2
Xavier		-dnp-										
Duke		-dnp-										
Arizona		-dnp-										
St. Peter's		3	0-2	0-1	0-0	0-0-0	0	0	0	0	1	0
UNCA		6	0-1	0-1	0-0	0-0-0	2	0	1	0	0	0
Dayton		-dnp-										
UAB		-dnp-										
NC State		-dnp-										
Murray St.		-dnp-										
North Fla.		2	1-1	0-0	0-0	0-0-0	1	0	0	0	0	2
Ole Miss		-dnp-										
Georgia		-dnp-										
Texas A&M		1	0-0	0-0	0-0	0-1-1	0	0	0	0	0	0
Kentucky		-dnp-										
S. Carolina		1	0-0	0-0	0-0	0-0-0	0	0	0	0	0	0
Miss. St.		-dnp-										
Missouri		2	1-2	0-0	1-1	0-0-0	0	0	0	0	0	3
Alabama		1	0-0	0-0	0-0	0-0-0	0	0	0	0	0	0
Florida		1	0-0	0-0	0-0	0-0-0	0	0	0	0	0	0
LSU		-dnp-										
Ole Miss		-dnp-										
Vanderbilt		-dnp-										
Arkansas		1	0-1	0-0	0-0	0-0-0	0	0	0	0	0	0
Kentucky		-dnp-										
Georgia		-dnp-										
Miss. St.		-dnp-										
Alabama		-dnp-										
Tennessee		-dnp-										
Missouri		-dnp-										
S. Carolina		-dnp-										
Florida		-dnp-										
Tennessee		-dnp-										
NMSU		-dnp-										
Kansas		1	0-0	0-0	0-0	0-0-0	1	0	0	0	0	0
N. Carolina		1	1-1	1-1	0-0	0-0-0	0	0	0	0	0	3


PARKER'S MISCELLANEOUS STATS

	2018-19	Career
Games with 10+ Pts	0	0
Games with 20+ Pts	0	0
Games 5+ 3s	0	0
Games with 5+ Reb	0	0
Games with 10+ Reb	0	0
Games with 5+ Ast	0	0
Games with 10+ Ast	0	0
Games with 5+ Blk	0	0
Games with 5+ Stl	0	0
Double-Doubles	0	0

PARKER'S CAREER STATISTICS

Year	GP-GS	Min-Avg	FG-FGA	Pct	3FG-A	Pct	FT-FTA	Pct	Off-Def-Tot--Avg	PF-FO	Ast	TO	Blk	Stl	Pts	Avg
2018-19	14-0	27-1.9	4-14	.286	1-5	.200	2-4	.500	0-1-1--0.1	6-0	0	3	0	1	11	0.8
TOTAL	14-0	27-1.9	4-14	.286	1-5	.200	2-4	.500	0-1-1--0.1	6-0	0	3	0	1	11	0.8

22



WILL MACOY

6-4 • 200

Jr. • G

Birmingham, Ala.
(Vestavia Hills HS)

HIGH SCHOOL AND PERSONAL DATA: Three-year letterman in basketball at Vestavia Hills High School under coach George Hatchett ... two-time All-Over the Mountain team ... team captain as a senior in 2015-16 ... 2015 Birmingham Fall League MVP, scoring a league record 50 points in the championship game en route to winning the title ... Birmingham Tip-Off Club player of the week in March 2016 ... two-time state champion in the javelin ... Wendy's Heisman School winner and state finalist in 2015 ... in the National Honor Society, Student Government Association and the Relay for Life committee ... full name is Will Macoy ... son of Coy and Adrienne Macoy ... his father ran cross country and track at Georgia Tech while his mother ran cross country and track at UAB ... older brother, Mac, is a junior at Florida in 2016-17 who runs cross country and track ... younger brother, Hollis, a sophomore on the Vestavia Hills basketball team ... studying in Ginn College of Engineering.

CAREER HIGHS

Points	8 vs. Coastal Carolina (12/15/16)
Rebounds	1 (4x) last vs. Missouri (1/30/19)
Field Goals	3 vs. Coastal Carolina (12/15/16)
Field Goals Att.	5 vs. Coastal Carolina (12/15/16)
3-Pt. Field Goals	2 vs. Coastal Carolina (12/15/16)
3-Pt. Field Goals Att.	4 vs. Coastal Carolina (12/15/16)
Free Throws	2 vs. Saint Peter's (11/28/18)
Free Throws Att.	3 vs. Saint Peter's (11/28/18)
Assists	1 vs. Missouri (1/30/19)
Blocks	1 (2x) last vs. North Florida (12/29/18)
Steals	1 (3x) last vs. North Florida (12/29/18)
Minutes	5 vs. Coastal Carolina (12/15/16)

2018-19 MACOY GAME-BY-GAME

Opp.	Start	Min.	FG-A	3FG-A	FT-A	O-D-T	PF	A	TO	BLK	STL	PTS
S. Alabama		2	0-0	0-0	0-0	0-0-0	0	0	0	0	1	0
Washington		2	0-0	0-0	0-0	0-0-0	0	0	0	0	1	0
Miss. Col.		3	0-1	0-1	1-2	0-0-0	0	0	0	0	0	1
Xavier		-dnp-										
Duke		-dnp-										
Arizona		-dnp-										
St. Peter's		4	0-2	0-1	2-3	0-0-0	0	0	0	0	0	2
UNCA		3	0-1	0-1	0-0	0-0-0	0	0	0	1	0	0
Dayton		-dnp-										
UAB		-dnp-										
NC State		-dnp-										
Murray St.		-dnp-										
North Fla.		2	1-1	0-0	0-0	0-0-0	1	0	0	1	1	2
Ole Miss		-dnp-										
Georgia		-dnp-										
Texas A&M		1	0-0	0-0	0-0	0-0-0	0	0	0	0	0	0
Kentucky		-dnp-										
S. Carolina		-dnp-										
Miss. St.		-dnp-										
Missouri		4	0-0	0-0	0-0	0-1-1	0	1	0	0	0	0
Alabama		1	0-0	0-0	0-0	0-0-0	0	0	0	0	0	0
Florida		1	0-0	0-0	0-0	0-0-0	0	0	0	0	0	0
LSU		-dnp-										
Ole Miss		-dnp-										
Vanderbilt		-dnp-										
Arkansas		1	0-0	0-0	0-0	0-0-0	0	0	0	0	0	0
Kentucky		-dnp-										
Georgia		-dnp-										
Miss. St.		-dnp-										
Alabama		-dnp-										
Tennessee		-dnp-										
Missouri		-dnp-										
S. Carolina		-dnp-										
Florida		-dnp-										
Tennessee		-dnp-										
NMSU		-dnp-										
Kansas		-dnp-										
N. Carolina		1	0-0	0-0	0-0	0-0-0	0	0	0	0	0	0

MACOY'S MISCELLANEOUS STATS

	2016-17	2017-18	2018-19	Career
Games with 10+ Pts	0	0	0	0
Games with 20+ Pts	0	0	0	0
Games 5+ 3s	0	0	0	0
Games with 5+ Reb	0	0	0	0
Games with 10+ Reb	0	0	0	0
Games with 5+ Ast	0	0	0	0
Games with 10+ Ast	0	0	0	0
Games with 5+ Blk	0	0	0	0
Games with 5+ Stl	0	0	0	0
Double-Doubles	0	0	0	0

MACOY'S CAREER STATISTICS

Year	GP-GS	Min-Avg	FG-FGA	Pct	3FG-A	Pct	FT-FTA	Pct	Off-Def-Tot--Avg	PF-FO	Ast	TO	Blk	Stl	Pts	Avg
2016-17	4-0	7-1.8	3-6	.500	2-5	.400	0-0	.000	0-1-1--0.3	0-0	0	0	0	1	8	2.0
2017-18	10-0	17-1.7	0-5	.000	0-3	.000	2-4	.500	1-2-3--0.3	2-0	0	0	0	0	2	0.2
2018-19	12-0	23-1.9	1-5	.200	0-3	.000	3-5	.600	0-1-1--0.1	0-0	1	1	2	2	5	0.4
TOTAL	26-0	47-1.8	4-16	.250	2-11	.182	5-9	.556	1-4-5--0.2	2-0	1	1	2	3	15	0.6

24

ANFERNEE McLEMORE

6-7 • 220

Jr. • F

Warwick, Ga.

(Worth County HS)



2018-19: Starter in 32 of 38 games, averaging 6.6 ppg, 3.8 rpg and third on team in rebounding (4.1 rpg) and second in blocks (41) ... 11 points versus Kansas was his 11th game in double figures this season, but first in the previous eight games ... 11 points, 5 rebounds on 4-of-7 shooting (2-of-4 from 3) against Kansas ... 7.0 ppg and 3.5 rpg while connecting on 3-of-5 threes in two NCAA Tournament games in Salt Lake City ... Team-best +29 plus/minus in win over North Carolina ... 5.7 ppg, 3.7 rpg in 2019 NCAA Tournament.

HIGH SCHOOL AND PERSONAL DATA: Rated as a four-star prospect by ESPN ... rated as a 3-star by 247Sports, Rivals and Scout ... averaged 15.6 points, 11.2 rebounds and 6.9 blocks per game for Worth County as a senior in 2015-16 under coach Connie Mays ... three-time selection to the Albany Herald's Super Six as a sophomore, junior and senior ... the Rams finished in a three-way tie for first in the Georgia High School Region 14A standings ... averaged 19 points, 11.8 rebounds and 6.4 blocks per game for Worth County as a junior in 2014-15, recording several triple-doubles ... two-time All-Area selection by the Albany Herald ... started for the Rams each of his four years in high school ... Georgia Class 4A Sophomore of the Year by Hoopseen ... had a 4.0 GPA in advanced classes and was accepted by the Massachusetts Institute of Technology ... scored a 1670 on his SAT ... had considered Yale, Brown, Oregon State, Stanford and Georgia Tech ... son of Cinderella Lewis and Feron McLemore ... studying in Harbert College of Business ... signed national letter of intent on Nov. 11, 2015.

MCLEMORE'S MISCELLANEOUS STATS				
	2016-17	2017-18	2018-19	Career
Games with 10+ Pts	4	9	10	23
Games with 20+ Pts	0	0	0	0
Games 5+ 3s	0	0	0	0
Games with 5+ Reb	16	14	15	45
Games with 10+ Reb	1	4	1	7
Games with 5+ Ast	0	0	0	0
Games with 10+ Ast	0	0	0	0
Games with 5+ Blk	0	6	0	6
Games with 5+ Stl	0	0	0	0
Double-Doubles	0	3	0	3

MCLEMORE'S CAREER STATISTICS																
Year	GP-GS	Min-Avg	FG-FGA	Pct	3FG-A	Pct	FT-FTA	Pct	Off-Def-Tot--Avg	PF-FO	Ast	TO	Blk	Stl	Pts	Avg
2016-17	32-1	483-15.1	69-101	.683	1-1	1.000	35-58	.603	54-89-143--4.5	76-0	5	28	37	13	174	5.4
2017-18	27-21	525-19.4	74-139	.532	18-46	.391	35-48	.729	49-93-142--5.3	70-1	14	24	73	20	201	7.4
2018-19	38-32	703-18.5	94-209	.450	36-108	.333	27-44	.614	36-108-144--3.8	113-4	10	30	40	26	251	6.6
TOTAL	97-54	1711-17.6	237-449	.528	55-155	.355	97-150	.647	139-290-429--4.4	259-5	29	82	150	59	626	6.5

MEASURABLES AND BAM TESTING RESULTS

Wingspan	7'0"
Reach	8'8.5"
Hand	10"
Vertical Jump	34.5"
Approach Vertical	42"
3/4 Court Sprint	3.230
Reaction Shuttle	2.933
Lane Agility Drill	10.786
185 lb Bench	17

CAREER HIGHS

Points	19 (3x) last vs. Saint Peter's (11/28/18)
Rebounds	13 at Dayton (11/29/17)
Field Goals	8 (2x) last vs. Saint Peter's (11/28/18)
Field Goals Att.	13 vs. Saint Peter's (11/28/18)
3-Pt. Field Goals	4 (2x) last vs. Mississippi State (3/2/19)
3-Pt. Field Goals Att.	7 (2x) last at LSU (2/9/19)
Free Throws	7 at LSU (2/21/17)
Free Throws Att.	8 (2x) last vs. North Florida (12/29/18)
Assists	2 (3x) last vs. Gardner-Webb (12/6/17)
Blocks	6 (2x) last at Missouri (1/24/18)
Steals	4 vs. North Florida (12/29/18)
Minutes	30 vs. Kentucky (2/14/18)

2018-19 MCLEMORE GAME-BY-GAME

Opp.	Start	Min	FG-A	3FG-A	FT-A	O-D-T	PF	A	TO	BLK	STL	PTS
S. Alabama	*	21	5-7	0-2	1-3	3-5-8	4	1	1	3	0	11
Washington	*	24	2-6	1-3	1-2	2-2-4	1	1	0	1	1	6
Miss. Col.	*	19	1-6	0-2	5-7	1-6-7	2	0	0	3	1	7
Xavier	*	21	2-5	1-4	1-1	3-1-4	5	0	0	2	1	6
Duke	*	21	2-9	0-2	0-0	5-7-12	1	0	0	1	0	4
Arizona	*	14	0-3	0-2	0-1	1-1-2	2	0	1	1	1	0
St. Peter's	*	18	8-13	3-5	0-0	2-3-5	3	0	1	2	3	19
UNCA	*	19	2-5	0-1	1-2	1-1-2	3	0	3	3	3	5
Dayton	*	18	3-6	0-3	0-0	0-1-2	2	0	1	2	1	6
UAB	*	24	2-3	1-2	0-0	1-4-5	0	0	1	1	0	5
NC State	*	13	0-1	0-1	0-1	0-0-0	1	0	1	0	0	0
Murray St.		11	2-2	1-1	0-0	1-0-1	3	0	1	1	1	5
North Fla.		22	3-7	0-2	5-8	4-4-8	3	0	2	2	4	11
Ole Miss		13	0-3	0-0	0-0	0-5-5	5	0	0	2	1	0
Georgia		26	7-10	0-2	1-2	2-7-9	3	1	2	2	0	15
Texas A&M		19	5-8	3-4	0-0	3-3-6	4	0	1	2	0	13
Kentucky	*	17	0-3	0-2	2-4	0-1-1	5	0	0	1	0	2
S. Carolina	*	18	3-4	0-1	0-0	1-5-6	5	0	2	2	1	6
Miss. St.	*	26	4-8	0-2	2-2	0-2-2	2	0	2	1	0	10
Missouri	*	21	3-8	2-7	0-1	1-4-5	4	1	0	0	0	8
Alabama	*	22	4-9	2-4	0-0	0-2-2	2	1	2	0	0	10
Florida	*	14	2-4	1-2	0-0	0-3-3	4	0	0	0	0	5
LSU	*	21	4-8	3-7	0-0	0-2-2	4	0	1	0	0	11
Ole Miss	*	15	0-4	0-2	0-0	2-3-5	4	1	0	1	0	0
Vanderbilt	*	13	1-3	0-2	2-2	0-2-2	4	0	0	0	1	4
Arkansas	*	17	5-7	2-3	1-2	2-4-6	4	1	2	2	0	13
Kentucky	*	23	4-9	2-5	0-0	1-7-8	1	1	1	0	0	10
Georgia	*	21	3-6	1-2	0-0	0-2-2	4	0	0	1	1	7
Miss. St.	*	24	4-7	4-6	2-2	0-3-3	2	0	1	1	1	14
Alabama	*	24	2-7	1-4	0-0	0-2-2	2	1	2	2	1	5
Tennessee	*	22	2-4	1-3	2-2	0-2-2	3	0	0	0	0	7
Missouri	*	14	2-6	2-6	0-0	0-1-1	4	0	1	0	1	6
S. Carolina	*	13	0-3	0-3	0-0	0-0-0	4	0	1	0	1	0
Florida	*	18	1-4	1-3	0-0	0-0-0	3	0	0	0	1	3
Tennessee	*	6	0-0	0-0	0-0	0-2-2	4	0	0	0	0	0
NMSU	*	12	1-1	1-1	0-0	0-2-2	3	1	0	0	1	3
Kansas	*	19	4-7	2-4	1-2	0-5-5	1	0	0	0	0	11
N. Carolina	*	19	1-3	1-3	0-0	0-4-4	2	0	0	1	0	3

41

COLE BLACKSTOCK

6-9 • 220
Sr. • F
Killen, Ala.
(Brooks HS)



HIGH SCHOOL AND PERSONAL DATA: Four-year letterman in basketball ... averaged 17 points, and 8 rebounds per game as a senior at Brooks High School under coach Brian Wright ... played four games as a junior before season-ending injury ... averaged 8 points and 4.5 rebounds per game as a sophomore ... full name is Cole Edward Blackstock ... son of Eric Blackstock and Kristi Blackstock ... has two sisters, Jessi and Erica ... studying in Ginn College of Engineering.

CAREER HIGHS

Points	3 vs. Vanderbilt (2/13/16)
Rebounds	2 vs. Coastal Carolina (12/15/16)
Field Goals	1 vs. Vanderbilt (2/13/16)
Field Goals Att.	1 (3x) last vs. Saint Peter's (11/28/18)
3-Pt. Field Goals	-
3-Pt. Field Goals Att.	-
Free Throws	2 (4x) last vs. North Florida (12/29/18)
Free Throws Att.	2 (4x) last vs. North Florida (12/29/18)
Assists	1 vs. Missouri (1/30/19)
Steals	-
Blocks	1 (3x) last vs. North Florida (12/29/18)
Minutes	5 vs. Mississippi College (11/14/18)

2018-19 BLACKSTOCK GAME-BY-GAME

Opp.	Start	Min.	FG-A	3FG-A	FT-A	O-D-T	PF	A	TO	BLK	STL	Pts
S. Alabama		2	0-0	0-0	0-0	0-0-0	1	0	0	0	0	0
Washington		2	0-0	0-0	0-0	0-0-0	1	0	0	0	0	0
Miss. Col.		5	0-1	0-0	0-0	0-2-2	2	0	0	1	0	0
Xavier		-dnp-										
Duke		-dnp-										
Arizona		-dnp-										
St. Peter's		4	0-1	0-0	1-2	1-1-2	0	0	0	0	0	1
UNCA		2	0-0	0-0	0-0	0-0-0	0	0	0	0	0	0
Dayton		-dnp-										
UAB		-dnp-										
NC State		-dnp-										
Murray St.		-dnp-										
North Fla.		3	0-0	0-0	2-2	0-0-0	0	0	0	1	0	2
Ole Miss		-dnp-										
Georgia		-dnp-										
Texas A&M		-dnp-										
Kentucky		-dnp-										
S. Carolina		-dnp-										
Miss. St.		-dnp-										
Missouri		1	0-0	0-0	1-2	1-0-1	1	1	0	0	0	1
Alabama		1	0-0	0-0	0-0	0-0-0	0	0	0	0	0	0
Florida		1	0-0	0-0	0-0	0-0-0	0	0	0	0	0	0
LSU		-dnp-										
Ole Miss		-dnp-										
Vanderbilt		-dnp-										
Arkansas		1	0-0	0-0	0-0	0-0-0	1	0	0	0	0	0
Kentucky		-dnp-										
Georgia		-dnp-										
Miss. St.		-dnp-										
Alabama		-dnp-										
Tennessee		-dnp-										
Missouri		-dnp-										
S. Carolina		-dnp-										
Florida		-dnp-										
Tennessee		-dnp-										
NMSU		-dnp-										
Kansas		1	0-0	0-0	0-0	0-0-0	0	0	0	0	0	0
N. Carolina		1	0-0	0-0	0-0	0-0-0	2	0	0	0	0	0

BLACKSTOCK'S MISCELLANEOUS STATS

	2015-16	2016-17	2017-18	2018-19	Career
Games with 10+ Pts	0	0	0	0	0
Games with 20+ Pts	0	0	0	0	0
Games 5+ 3s	0	0	0	0	0
Games with 5+ Reb	0	0	0	0	0
Games with 10+ Reb	0	0	0	0	0
Games with 5+ Ast	0	0	0	0	0
Games with 10+ Ast	0	0	0	0	0
Games with 5+ Blk	0	0	0	0	0
Games with 5+ Stl	0	0	0	0	0
Double-Doubles	0	0	0	0	0

BLACKSTOCK'S CAREER STATISTICS

Year	GP-GS	Min-Avg	FG-FGA	Pct	3FG-A	Pct	FT-FTA	Pct	Off-Def-Tot--Avg	PF-FO	Ast	TO	Blk	Stl	Pts	Avg
2015-16	5-0	9-1.8	1-1	1.000	0-0	.000	3-3	1.000	0-0-0--0.0	2-0	0	0	0	0	5	1.0
2016-17	3-0	4-1.3	0-0	.000	0-0	.000	0-0	.000	0-2-2--0.7	2-0	0	0	0	0	0	0.0
2017-18	13-0	19-1.5	0-0	.000	0-0	.000	4-4	1.000	0-4-4--0.3	5-0	0	0	1	0	4	0.3
2018-19	12-0	22-1.8	0-2	.000	0-0	.000	4-6	.667	2-3-5--0.4	8-0	1	0	2	0	4	0.3
TOTAL	33-0	54-1.6	1-3	.333	0-0	.000	11-13	.846	2-9-11--0.3	17-0	1	0	3	0	13	0.4

50


AUSTIN WILEY

6-11 • 260

Jr. • C

Hoover, Ala.

(Calusa Prep)



2018-19: Fifth on team in points per game (7.1) and second in rebounds per game (4.2) despite playing in 27 contests and averaging 13.0 minutes per game ... leads team in field goal percentage (57.1 pct) and third in blocks with 35 ... second on team in two NCAA Tournament games with a +25 plus/minus including a team-high +18 versus Kansas in just 12 minutes ... 30 minutes of action in last three games after playing just 21 minutes in the previous nine games (hurt during five-game span from Feb. 27-March 14).

2017 USA U19 WORLD CUP TEAM: Selected and named the team captain for the 12-member USA Basketball U19 World Cup Team to play in the FIBA World Cup in Cairo, Egypt, July 1-9, 2017 ... only American and one of seven players to average a double-double in the tournament with 10.3 points and 10.9 rebounds in only 19.9 minutes per game as the United States won the bronze medal, finishing 6-1 ... shot 50 percent from the field ... started all seven games ... his 40-minute per game average would be 20.5 points and 21.7 rebounds ... had three double-doubles and a rebound shy of four double-doubles in seven games ... 19 points and 10 rebounds to lead USA to an 81-59 victory over Germany in the quarterfinals ... 16 points and a game-high 16 rebounds in a 109-68 victory over Angola ... 13 points and a game-high 17 rebounds in 29:41 vs. Canada in the semifinals ... 9 points and a game-high 14 rebounds in 21:37 vs. Italy to finish Group D play 3-0 ... 8 points and 8 rebounds in 20 minutes in the 96-72 bronze medal win over Spain ... scored 15 points in the USA's 89-66 victory over Lithuania in a friendly on June 28.

HIGH SCHOOL AND PERSONAL DATA: Ranked 13th nationally by Scout, 16th by Rivals and 17th by 247Sports ... played on Team USA's gold medal winner at the FIBA Men's U17 World Championship in Zaragoza, Spain in summer of 2016 ... consensus five-star selection ... three-time all-state selection at Spain Park High School in Hoover, Ala. ... averaged 22 points and 12 rebounds as a junior in 2014-15 leading Spain Park to a 24-6 record and the Class 7A state finals under coach Donnie Quinn ... was named the Alabama Sports Writers Association Class 7A Player of the Year as a junior, averaging 27.1 points, 12.1 rebounds and 2.9 blocks ... selected to the ASWA Class 7A All-State first-team and to the AL.com Class 7A Super All-State first-team ... MVP of the Alabama North-South game in August 2016 ... averaged 19 points and 12 rebounds as a sophomore at Spain Park where he was named AL.com Birmingham Player of the Year Award ... selected to the ASWA Class 7A All-State first-team and AL.com Class 7A Super All-State first-team ... named an honorable mention ASWA Class 6A All-State selection as a freshman ... son of former Auburn players, All-American & 1992 USA Olympian Vickie Orr and Aubrey Wiley, who led the SEC in rebounding in 1993-94 ... Vickie helped lead Auburn to two-straight NCAA Championship games in 1988 and 1989 and was inducted into the Alabama Sports Hall of Fame in 2013 ... studying in the College of Education ... signed national letter of intent on Nov. 9, 2016.

WILEY'S MISCELLANEOUS STATS

	2016-17	2017-18	2018-19	Career
Games with 10+ Pts	8	0	8	16
Games with 20+ Pts	1	0	0	1
Games 5+ 3s	0	0	0	0
Games with 5+ Reb	10	0	9	19
Games with 10+ Reb	1	0	2	3
Games with 5+ Ast	0	0	0	0
Games with 10+ Ast	0	0	0	0
Games with 5+ Blk	0	0	2	2
Games with 5+ Stl	0	0	0	0
Double-Doubles	1	0	1	2

MEASURABLES AND BAM TESTING RESULTS

Wingspan	7'5"
Reach	9'4"
Hand	11"
Vertical Jump	27.5"
Approach Vertical	32.5"
3/4 Court Sprint	3.337
Reaction Shuttle	3.036
Lane Agility Drill	12.663
185 lb Bench	16

CAREER HIGHS

Points	25	at TCU (1/28/17)
Rebounds	12	at Texas A&M (1/16/19)
Field Goals	11	at TCU (1/28/17)
Field Goals Att.	13 (2x)	last vs. Saint Peter's (11/28/18)
3-Pt. Field Goals	-	
3-Pt. Field Goals Att.	1 (2x)	last vs. Murray State (12/22/18)
Free Throws	11	vs. Alabama (1/21/17)
Free Throws Att.	18	vs. Alabama (1/21/17)
Assists	1 (7x)	last vs. Florida (3/16/19)
Steals	1 (8x)	last at NC State (12/19/18)
Blocks	5 (2x)	last vs. Dayton (12/8/18)
Minutes	26 (2x)	last vs. Murray State (12/22/18)

2018-19 WILEY GAME-BY-GAME

Opp.	Start	Min.	FG-A	3FG-A	FT-A	O-D-T	PF	A	TO	BLK	STL	PTS
S. Alabama	-dnp-											
Washington	13	2-4	0-0	1-2	0-1-1	3	1	2	0	0	5	
Miss. Col.	16	5-7	0-0	8-10	4-3-7	1	0	1	1	0	16	
Xavier	19	4-6	0-0	3-6	0-0-0	5	0	1	3	0	11	
Duke	19	7-11	0-0	3-7	4-5-9	3	0	1	0	1	17	
Arizona	13	2-2	0-0	1-2	0-2-2	3	0	1	1	0	5	
St. Peter's	18	7-13	0-1	2-4	4-5-9	3	0	1	3	1	16	
UNCA	18	5-7	0-0	4-5	1-3-4	1	0	2	5	0	14	
Dayton	20	4-7	0-0	0-2	3-4-7	2	0	4	5	0	8	
UAB	16	2-5	0-0	2-3	0-7-7	0	0	0	3	0	6	
NC State	20	5-6	0-0	3-4	1-5-6	2	0	4	2	1	13	
Murray St. *	26	7-9	0-1	3-5	5-5-10	3	0	0	0	0	17	
North Fla. *	13	6-11	0-0	1-2	4-3-7	3	0	1	2	1	13	
Ole Miss *	22	0-5	0-1	6-8	3-4-7	4	0	1	2	0	6	
Georgia *	14	3-6	0-0	3-5	3-1-4	3	0	3	0	0	9	
Texas A&M *	14	2-6	0-0	0-0	3-9-12	4	0	1	1	0	4	
Kentucky	-dnp-											
S. Carolina	-dnp-											
Miss. St.	-dnp-											
Missouri	-dnp-											
Alabama	-dnp-											
Florida	5	1-1	0-0	0-2	0-2-2	0	0	1	0	0	2	
LSU	3	0-0	0-0	0-0	0-0-0	3	0	1	1	0	0	
Ole Miss	8	0-1	0-0	1-2	1-0-1	0	0	0	0	0	1	
Vanderbilt	11	0-4	0-0	0-0	0-1-1	2	0	1	0	0	0	
Arkansas	13	1-1	0-0	2-6	2-2-4	4	0	0	1	1	4	
Kentucky	6	1-2	0-0	2-2	1-1-2	0	0	0	0	0	4	
Georgia	-dnp-											
Miss. St.	-dnp-											
Alabama	-dnp-											
Tennessee	-dnp-											
Missouri	-dnp-											
S. Carolina	3	1-1	0-0	0-0	0-1-1	1	0	0	0	0	2	
Florida	3	1-2	0-0	0-0	0-0-0	0	1	0	0	0	2	
Tennessee	9	1-2	0-0	1-1	2-1-3	1	0	0	2	1	3	
NMSU	11	2-3	0-0	0-0	0-2-2	2	0	0	0	0	4	
Kansas	13	3-4	0-0	0-0	0-1-1	2	0	1	2	0	6	
N. Carolina	6	0-0	0-0	1-4	2-3-5	1	0	0	1	0	1	

WILEY'S CAREER STATISTICS

Year	GP-GS	Min-Avg	FG-FGA	Pct	3FG-A	Pct	FT-FTA	Pct	Off-Def-Tot--Avg	PF-FO	Ast	TO	Blk	Stl	Pts	Avg
2016-17	23-22	415-18.0	73-125	.584	0-0	.000	56-114	.491	52-56-108--4.7	59-1	5	41	31	5	202	8.8
2018-19	27-5	352-13.0	72-126	.571	0-3	.000	47-82	.573	43-71-114--4.2	56-1	2	27	35	6	191	7.1
TOTAL	50-27	767-15.3	145-251	.578	0-3	.000	103-196	.526	95-127-222--4.4	115-2	7	68	66	11	393	7.9

SEASON STATS



Auburn Basketball
 Auburn Combined Team Statistics (as of Mar 29, 2019)
 All games



Overall record: 29-9 Conf: 11-7 Home: 15-2 Away: 5-6 Neutral: 9-1

#	Player	gp-gs	min	avg	Total		3-Point		F-Throw		Rebounds				pf	dq	a	to	blk	stl	pts	avg
					fg-fga	fg%	3fg-fga	3fg%	ft-fa	ft%	off	def	tot	avg								
02	BROWN, Bryce	38-38	1211	31.9	192-443	.433	133-327	.407	84-104	.808	17	61	78	2.1	54	0	74	64	2	41	601	15.8
01	HARPER, Jared	38-38	1244	32.7	172-431	.399	95-253	.375	137-167	.820	11	83	94	2.5	69	1	223	87	0	42	576	15.2
05	OKEKE, Chuma	38-38	1105	29.1	168-339	.496	55-142	.387	65-90	.722	106	154	260	6.8	71	1	73	66	46	69	456	12.0
10	DOUGHTY, Samir	38-27	908	23.9	93-200	.465	43-101	.426	47-58	.810	39	87	126	3.3	85	1	66	55	3	54	276	7.3
50	WILEY, Austin	27-5	352	13.0	72-126	.571	0-3	.000	47-82	.573	43	71	114	4.2	56	1	2	27	35	6	191	7.1
04	DUNBAR, Malik	37-11	678	18.3	92-208	.442	42-121	.347	32-52	.615	26	94	120	3.2	66	1	23	33	14	33	258	7.0
24	MCLEMORE, Anfernee	38-32	703	18.5	94-209	.450	36-108	.333	27-44	.614	36	108	144	3.8	113	4	10	30	40	26	251	6.6
00	SPENCER, Horace	38-1	600	15.8	65-140	.464	3-17	.176	34-60	.567	77	80	157	4.1	101	5	14	36	33	34	167	4.4
12	MCCORMICK, J'Von	37-0	444	12.0	60-111	.541	10-19	.526	22-37	.595	15	21	36	1.0	35	0	52	28	2	31	152	4.1
03	PURIFOY, Danjel	26-0	283	10.9	33-76	.434	18-46	.391	6-9	.667	14	33	47	1.8	28	0	15	9	1	15	90	3.5
20	PARKER, Myles	14-0	27	1.9	4-14	.286	1-5	.200	2-4	.500	0	1	1	0.1	6	0	0	3	0	1	11	0.8
14	COOK, Preston	8-0	10	1.3	2-5	.400	0-1	.000	0-0	.000	3	1	4	0.5	1	0	1	0	0	1	4	0.5
21	WILLIAMS, Devontae	7-0	10	1.4	1-2	.500	1-2	.500	0-0	.000	0	0	0	0.0	1	0	0	1	0	0	3	0.4
22	MACOY, Will	12-0	23	1.9	1-5	.200	0-3	.000	3-5	.600	0	1	1	0.1	0	0	1	1	2	2	5	0.4
33	MAASDORP, Chase	10-0	18	1.8	1-6	.167	1-2	.500	1-4	.250	1	0	1	0.1	3	0	0	3	0	1	4	0.4
41	BLACKSTOCK, Cole	12-0	22	1.8	0-2	.000	0-0	.000	4-6	.667	2	3	5	0.4	8	0	1	0	2	0	4	0.3
54	COLLIER, Thomas	8-0	11	1.4	0-2	.000	0-0	.000	0-0	.000	1	0	1	0.1	1	0	0	1	0	0	0	0.0
Team											53	56	109		3		8					
Total.....		38	7649		1050-2319	.453	438-1150	.381	511-722	.708	444	854	1298	34.2	701	14	555	452	180	356	3049	80.2
Opponents.....		38	7648		888-2041	.435	311-897	.347	529-742	.713	414	927	1341	35.3	660	-	462	662	130	220	2616	68.8

TEAM STATISTICS	AU	OPP
SCORING	3049	2616
Points per game	80.2	68.8
Scoring margin	+11.4	-
FIELD GOALS-ATT	1050-2319	888-2041
Field goal pct	.453	.435
3 POINT FG-ATT	438-1150	311-897
3-point FG pct	.381	.347
3-pt FG made per game	11.5	8.2
FREE THROWS-ATT	511-722	529-742
Free throw pct	.708	.713
F-Throws made per game	13.4	13.9
REBOUNDS	1298	1341
Rebounds per game	34.2	35.3
Rebounding margin	-1.1	-
ASSISTS	555	462
Assists per game	14.6	12.2
TURNOVERS	452	662
Turnovers per game	11.9	17.4
Turnover margin	+5.5	-
Assist/turnover ratio	1.2	0.7
STEALS	356	220
Steals per game	9.4	5.8
BLOCKS	180	130
Blocks per game	4.7	3.4
ATTENDANCE	138650	269508
Home games-Avg/Game	17-8156	11-12815
Neutral site-Avg/Game	-	10-12855

Score by Periods	1st	2nd	OT	Totals
Auburn	1431	1595	23	3049
Opponents	1208	1398	10	2616

Date	Opponent	Score	Att.
11/06/18	SOUTH ALABAMA	w 101-58	7754
11/09/18	WASHINGTON	w 88-66	9121
11/14/18	MISSISSIPPI COLLEGE	w 103-52	6959
! 11/19/18	vs Xavier	Wot 88-79	2400
! 11/20/18	vs Duke	L 72-78	2400
! 11/21/18	vs Arizona	w 73-57	2400
11/28/18	SAINT PETER'S	w 99-49	7162
12/04/18	UNC ASHEVILLE	w 67-41	7121
12/08/18	DAYTON	w 82-72	8365
12/15/18	at UAB	Wot 75-71	15856
12/19/18	at NC State	L 71-78	17793
12/22/18	MURRAY STATE	w 93-88	8356
12/29/18	NORTH FLORIDA	w 95-49	8450
* 01/09/19	at Ole Miss	L 67-82	8241
* 01/12/19	GEORGIA	w 93-78	9121
* 01/16/19	at Texas A&M	w 85-66	8730
* 01/19/19	KENTUCKY	L 80-82	9121
* 01/22/19	at South Carolina	L 77-80	13857
* 01/26/19	at Mississippi State	L 84-92	10063
* 01/30/19	MISSOURI	w 92-58	7213
* 02/02/19	ALABAMA	w 84-63	9121
* 02/05/19	FLORIDA	w 76-62	7714
* 02/09/19	at LSU	L 78-83	12004
* 02/13/19	OLE MISS	L 55-60	7337
* 02/16/19	at Vanderbilt	w 64-53	11287
* 02/20/19	ARKANSAS	w 79-56	7493
* 02/23/19	at Kentucky	L 53-80	23427
* 02/27/19	at Georgia	w 78-75	7837
* 03/02/19	MISSISSIPPI STATE	w 80-75	9121
* 03/05/19	at Alabama	w 66-60	11865
* 03/09/19	TENNESSEE	w 84-80	9121
# 03/14/19	vs Missouri	w 81-71	12720
# 03/15/19	vs South Carolina	w 73-64	16490
# 03/16/19	vs Florida	w 65-62	20933
# 03/17/19	vs Tennessee	w 84-64	19452
+ 03/21/19	vs New Mexico St.	w 78-77	16576
+ 03/23/19	vs Kansas	w 89-75	17792
& 03/29/19	vs North Carolina	w 97-80	17385

* = Conference game
 ! = Maui Invitational (Lahaina, Hawaii)
 # = SEC Tournament (Nashville, Tenn.)
 + = NCAA Tournament First/Second Rounds (Salt Lake City, Utah)

SEC STATS



Auburn Basketball
 Auburn Combined Team Statistics (as of Mar 29, 2019)
 Conference games only



Overall record: 11-7 Conf: 11-7 Home: 7-2 Away: 4-5 Neutral: 0-0

#	Player	gp-gs	min	avg	Total		3-Point		F-Throw		Rebounds				pf	dq	a	to	blk	stl	pts	avg
					fg-fga	fg%	3fg-fga	3fg%	ft-fa	ft%	off	def	tot	avg								
02	BROWN, Bryce	18-18	575	31.9	90-207	.435	63-145	.434	44-52	.846	7	25	32	1.8	25	0	26	34	0	18	287	15.9
01	HARPER, Jared	18-18	607	33.7	82-204	.402	43-120	.358	70-88	.795	6	34	40	2.2	33	0	94	43	0	23	277	15.4
05	OKEKE, Chuma	18-18	543	30.2	84-172	.488	26-66	.394	35-48	.729	48	79	127	7.1	28	0	30	30	20	25	229	12.7
24	MCLEMORE, Anfernee	18-14	356	19.8	53-112	.473	22-58	.379	12-17	.706	12	59	71	3.9	62	3	7	16	17	6	140	7.8
10	DOUGHTY, Samir	18-14	452	25.1	38-89	.427	22-51	.431	16-21	.762	12	41	53	2.9	47	0	27	28	3	26	114	6.3
04	DUNBAR, Malik	17-4	311	18.3	35-82	.427	17-47	.362	17-29	.586	12	44	56	3.3	35	0	10	17	9	18	104	6.1
00	SPENCER, Horace	18-1	285	15.8	31-67	.463	1-4	.250	18-28	.643	32	41	73	4.1	53	4	8	17	14	13	81	4.5
50	WILEY, Austin	9-3	96	10.7	8-26	.308	0-1	.000	14-25	.560	13	20	33	3.7	20	0	0	8	5	1	30	3.3
03	PURIFOY, Danjel	15-0	170	11.3	17-47	.362	9-27	.333	6-8	.750	6	20	26	1.7	17	0	9	6	0	9	49	3.3
12	MCCORMICK, J'Von	18-0	186	10.3	21-41	.512	3-5	.600	12-19	.632	6	9	15	0.8	15	0	23	11	2	10	57	3.2
21	WILLIAMS, Devontae	2-0	1	0.5	1-1	1.000	1-1	1.000	0-0	.000	0	0	0	0.0	0	0	0	0	0	0	3	1.5
20	PARKER, Myles	6-0	5	0.8	1-3	.333	0-0	.000	1-1	1.000	0	1	1	0.2	0	0	0	0	0	0	3	0.5
41	BLACKSTOCK, Cole	4-0	2	0.5	0-0	.000	0-0	.000	1-2	.500	1	0	1	0.3	2	0	1	0	0	0	1	0.3
33	MAASDORP, Chase	4-0	2	0.5	0-1	.000	0-0	.000	0-0	.000	0	0	0	0.0	1	0	0	1	0	0	0	0.0
14	COOK, Preston	2-0	2	1.0	0-1	.000	0-0	.000	0-0	.000	1	0	1	0.5	0	0	0	0	0	0	0	0.0
22	MACOY, Will	5-0	6	1.2	0-0	.000	0-0	.000	0-0	.000	0	1	1	0.2	0	0	1	1	0	0	0	0.0
54	COLLIER, Thomas	2-0	1	0.5	0-0	.000	0-0	.000	0-0	.000	0	0	0	0.0	0	0	0	0	0	0	0	0.0
Team											27	30	57		2		3					
Total.....		18	3600		461-1053	.438	207-525	.394	246-338	.728	183	404	587	32.6	340	7	236	215	70	149	1375	76.4
Opponents.....		18	3600		432-982	.440	144-430	.335	277-390	.710	203	453	656	36.4	308	-	225	277	69	115	1285	71.4

TEAM STATISTICS

	AU	OPP	Date	Opponent	Score	Att.
SCORING	1375	1285	* 01/09/19	at Ole Miss	L 67-82	8241
Points per game	76.4	71.4	* 01/12/19	GEORGIA	W 93-78	9121
Scoring margin	+5.0	-	* 01/16/19	at Texas A&M	W 85-66	8730
FIELD GOALS-ATT	461-1053	432-982	* 01/19/19	KENTUCKY	L 80-82	9121
Field goal pct	.438	.440	* 01/22/19	at South Carolina	L 77-80	13857
3 POINT FG-ATT	207-525	144-430	* 01/26/19	at Mississippi State	L 84-92	10063
3-point FG pct	.394	.335	* 01/30/19	MISSOURI	W 92-58	7213
3-pt FG made per game	11.5	8.0	* 02/02/19	ALABAMA	W 84-63	9121
FREE THROWS-ATT	246-338	277-390	* 02/05/19	FLORIDA	W 76-62	7714
Free throw pct	.728	.710	* 02/09/19	at LSU	L 78-83	12004
F-Throws made per game	13.7	15.4	* 02/13/19	OLE MISS	L 55-60	7337
REBOUNDS	587	656	* 02/16/19	at Vanderbilt	W 64-53	11287
Rebounds per game	32.6	36.4	* 02/20/19	ARKANSAS	W 79-56	7493
Rebounding margin	-3.8	-	* 02/23/19	at Kentucky	L 53-80	23427
ASSISTS	236	225	* 02/27/19	at Georgia	W 78-75	7837
Assists per game	13.1	12.5	* 03/02/19	MISSISSIPPI STATE	W 80-75	9121
TURNOVERS	215	277	* 03/05/19	at Alabama	W 66-60	11865
Turnovers per game	11.9	15.4	* 03/09/19	TENNESSEE	W 84-80	9121
Turnover margin	+3.4	-				
Assist/turnover ratio	1.1	0.8				
STEALS	149	115				
Steals per game	8.3	6.4				
BLOCKS	70	69				
Blocks per game	3.9	3.8				
ATTENDANCE	75362	107311				
Home games-Avg/Game	9-8374	9-11923				
Neutral site-Avg/Game	-	0-0				

* = Conference game
 ! = Maui Invitational (Lahaina, Hawaii)
 # = SEC Tournament (Nashville, Tenn.)
 + = NCAA Tournament First/Second Rounds (Salt Lake City, Utah)
 & = NCAA Tournament Sweet 16/Elite Eight (Kansas City, Mo.)

Score by Periods	1st	2nd	Totals
Auburn	662	713	1375
Opponents	616	669	1285

LAST 5 GAMES



Auburn Basketball
 Auburn Combined Team Statistics (as of Mar 29, 2019)
 Last 5 Games



RECORD:	OVERALL	HOME	AWAY	NEUTRAL
ALL GAMES	5-0	0-0	0-0	5-0
CONFERENCE	0-0	0-0	0-0	0-0
NON-CONFERENCE	5-0	0-0	0-0	5-0

#	Player	gp-gs	min	avg	Total		3-Point		F-Throw		Rebounds				pf	dq	a	to	blk	stl	pts	avg
					fg-fga	fg%	3fg-fga	3fg%	ft-fa	ft%	off	def	tot	avg								
02	BROWN, Bryce	5-5	162	32.4	26-54	.481	19-44	.432	8-10	.800	3	9	12	2.4	4	0	11	4	0	7	79	15.8
01	HARPER, Jared	5-5	145	29.0	23-54	.426	13-35	.371	14-17	.824	0	5	5	1.0	16	1	29	10	0	5	73	14.6
05	OKEKE, Chuma	5-5	149	29.8	25-54	.463	13-27	.481	9-12	.750	17	24	41	8.2	7	0	9	8	5	15	72	14.4
12	MCCORMICK, J'Von	5-0	87	17.4	18-34	.529	3-6	.500	6-8	.750	3	5	8	1.6	5	0	9	3	0	5	45	9.0
04	DUNBAR, Malik	5-5	96	19.2	11-29	.379	5-19	.263	5-8	.625	3	8	11	2.2	6	0	3	3	1	1	32	6.4
10	DOUGHTY, Samir	5-0	108	21.6	11-23	.478	5-12	.417	5-9	.556	1	11	12	2.4	5	0	9	3	0	5	32	6.4
03	PURIFOY, Danjel	5-0	49	9.8	10-16	.625	6-11	.545	0-0	.000	2	6	8	1.6	8	0	2	0	1	4	26	5.2
24	MCLEMORE, Anfernee	5-5	75	15.0	7-15	.467	5-11	.455	1-2	.500	0	13	13	2.6	13	0	1	0	1	2	20	4.0
50	WILEY, Austin	5-0	42	8.4	7-11	.636	0-0	.000	2-5	.400	4	7	11	2.2	6	0	1	1	5	1	16	3.2
00	SPENCER, Horace	5-0	82	16.4	6-13	.462	0-1	.000	3-8	.375	4	5	9	1.8	17	1	0	5	6	9	15	3.0
20	PARKER, Myles	2-0	2	1.0	1-1	1.000	1-1	1.000	0-0	.000	0	0	0	0.0	1	0	0	0	0	0	3	1.5
41	BLACKSTOCK, Cole	2-0	2	1.0	0-0	.000	0-0	.000	0-0	.000	0	0	0	0.0	2	0	0	0	0	0	0	0.0
22	MACOY, Will	1-0	1	1.0	0-0	.000	0-0	.000	0-0	.000	0	0	0	0.0	0	0	0	0	0	0	0	0.0
Team											5	8	13					2				
Total.....		5	1000		145-304	.477	70-167	.419	53-79	.671	42	101	143	28.6	90	2	74	39	19	54	413	82.6
Opponents.....		5	1000		126-264	.477	34-102	.333	72-92	.783	48	134	182	36.4	79	-	65	82	14	21	358	71.6

TEAM STATISTICS	AU	OPP	Date	Opponent	Score	Att.
SCORING	413	358	# 03/16/19	vs Florida	w 65-62	20933
Points per game	82.6	71.6	# 03/17/19	vs Tennessee	w 84-64	19452
Scoring margin	+11.0	-	+ 03/21/19	vs New Mexico St.	w 78-77	16576
FIELD GOALS-ATT	145-304	126-264	+ 03/23/19	vs Kansas	w 89-75	17792
Field goal pct	.477	.477	& 03/29/19	vs North Carolina	w 97-80	17385
3 POINT FG-ATT	70-167	34-102	* = Conference game			
3-point FG pct	.419	.333	! = Maui Invitational (Lahaina, Hawaii)			
3-pt FG made per game	14.0	6.8	# = SEC Tournament (Nashville, Tenn.)			
FREE THROWS-ATT	53-79	72-92	+ = NCAA Tournament First/Second Rounds (Salt Lake City, Utah)			
Free throw pct	.671	.783	& = NCAA Tournament Sweet 16/Elite Eight (Kansas City, Mo.)			
F-Throws made per game	10.6	14.4				
REBOUNDS	143	182				
Rebounds per game	28.6	36.4				
Rebounding margin	-7.8	-				
ASSISTS	74	65				
Assists per game	14.8	13.0				
TURNOVERS	39	82				
Turnovers per game	7.8	16.4				
Turnover margin	+8.6	-				
Assist/turnover ratio	1.9	0.8				
STEALS	54	21				
Steals per game	10.8	4.2				
BLOCKS	19	14				
Blocks per game	3.8	2.8				
ATTENDANCE	0	92138				
Home games-Avg/Game	0-0	0-0				
Neutral site-Avg/Game	-	5-18428				

Score by Periods	1st	2nd	Totals
Auburn	186	227	413
Opponents	150	208	358

NCAA TOURNAMENT STATS



Auburn Basketball
 Auburn Combined Team Statistics (as of Mar 29, 2019)
 NCAA Tournament



RECORD:	OVERALL	HOME	AWAY	NEUTRAL
ALL GAMES	3-0	0-0	0-0	3-0
CONFERENCE	0-0	0-0	0-0	0-0
NON-CONFERENCE	3-0	0-0	0-0	3-0

#	Player	gp-gs	min	avg	Total		3-Point		F-Throw		Rebounds				pf	dq	a	to	blk	stl	pts	avg
					fg-fga	fg%	3fg-fga	3fg%	ft-fa	ft%	off	def	tot	avg								
02	BROWN, Bryce	3-3	93	31.0	16-32	.500	11-25	.440	6-8	.750	3	7	10	3.3	3	0	9	3	0	4	49	16.3
05	OKEKE, Chuma	3-3	90	30.0	15-30	.500	7-15	.467	8-10	.800	7	14	21	7.0	3	0	7	5	3	9	45	15.0
01	HARPER, Jared	3-3	91	30.3	15-32	.469	7-20	.350	7-9	.778	0	2	2	0.7	11	1	21	7	0	0	44	14.7
12	MCCORMICK, J'Von	3-0	52	17.3	13-25	.520	1-3	.333	5-6	.833	3	3	6	2.0	5	0	5	2	0	4	32	10.7
04	DUNBAR, Malik	3-3	60	20.0	9-19	.474	4-12	.333	2-3	.667	2	3	5	1.7	3	0	3	2	0	0	24	8.0
10	DOUGHTY, Samir	3-0	62	20.7	6-11	.545	3-6	.500	3-6	.500	0	7	7	2.3	4	0	4	3	0	3	18	6.0
24	MCLEMORE, Anfernee	3-3	51	17.0	6-11	.545	4-8	.500	1-2	.500	0	11	11	3.7	6	0	1	0	1	1	17	5.7
03	PURIFOY, Danjel	3-0	28	9.3	6-11	.545	4-8	.500	0-0	.000	2	2	4	1.3	7	0	1	0	0	1	16	5.3
50	WILEY, Austin	3-0	30	10.0	5-7	.714	0-0	.000	1-4	.250	2	6	8	2.7	5	0	0	1	3	0	11	3.7
00	SPENCER, Horace	3-0	38	12.7	2-5	.400	0-0	.000	1-5	.200	2	4	6	2.0	12	1	0	3	4	4	5	1.7
20	PARKER, Myles	2-0	2	1.0	1-1	1.000	1-1	1.000	0-0	.000	0	0	0	0.0	1	0	0	0	0	0	3	1.5
41	BLACKSTOCK, Cole	2-0	2	1.0	0-0	.000	0-0	.000	0-0	.000	0	0	0	0.0	2	0	0	0	0	0	0	0.0
22	MACOY, Will	1-0	1	1.0	0-0	.000	0-0	.000	0-0	.000	0	0	0	0.0	0	0	0	0	0	0	0	0.0
Team											1	6	7					2				
Total.....		3	600		94-184	.511	42-98	.429	34-53	.642	22	65	87	29.0	62	2	51	28	11	26	264	88.0
Opponents.....		3	600		80-175	.457	20-72	.278	52-67	.776	38	79	117	39.0	52	-	43	46	5	17	232	77.3

TEAM STATISTICS	AU	OPP
SCORING	264	232
Points per game	88.0	77.3
Scoring margin	+10.7	-
FIELD GOALS-ATT	94-184	80-175
Field goal pct	.511	.457
3 POINT FG-ATT	42-98	20-72
3-point FG pct	.429	.278
3-pt FG made per game	14.0	6.7
FREE THROWS-ATT	34-53	52-67
Free throw pct	.642	.776
F-Throws made per game	11.3	17.3
REBOUNDS	87	117
Rebounds per game	29.0	39.0
Rebounding margin	-10.0	-
ASSISTS	51	43
Assists per game	17.0	14.3
TURNOVERS	28	46
Turnovers per game	9.3	15.3
Turnover margin	+6.0	-
Assist/turnover ratio	1.8	0.9
STEALS	26	17
Steals per game	8.7	5.7
BLOCKS	11	5
Blocks per game	3.7	1.7
ATTENDANCE	0	51753
Home games-Avg/Game	0-0	0-0
Neutral site-Avg/Game	-	3-17251

Date	Opponent	Score	Att.
+ 03/21/19	vs New Mexico St.	w 78-77	16576
+ 03/23/19	vs Kansas	w 89-75	17792
& 03/29/19	vs North Carolina	w 97-80	17385

* = Conference game
 ! = Maui Invitational (Lahaina, Hawaii)
 # = SEC Tournament (Nashville, Tenn.)
 + = NCAA Tournament First/Second Rounds (Salt Lake City, Utah)
 & = NCAA Tournament Sweet 16/Elite Eight (Kansas City, Mo.)

Score by Periods	1st	2nd	Totals
Auburn	124	140	264
Opponents	93	139	232