



KENTUCKY

2018-19 MEN'S BASKETBALL



8 NATIONAL CHAMPIONSHIPS | MOST WINS IN COLLEGE BASKETBALL | 48 SEC TITLES | 31 SEC TOURNAMENT CHAMPIONSHIPS | 55 ALL-AMERICANS | 126 NBA DRAFT PICKS

#4/4 KENTUCKY (24-4, 13-2) at #7/7 TENNESSEE (25-3, 13-2)

Saturday, March 2 • 2 p.m. ET • Thompson-Boling Arena (21,678) • Knoxville, Tenn.

#UKvsUT #DreamBIG • @KentuckyMBB

THE BASICS



Series Breakdown

Overall - UK, 155-71

In Knoxville - UK, 54-51

Calipari vs. UT - 16-9

Barnes vs. UK - 5-6

Current UK streak - W2

John Calipari

Rick Barnes

Overall Record: 744-208*

Overall Record: 686-361

Record at UK: 299-68

Record at UT: 82-47

Overall Seasons: 27th

Overall Seasons: 32nd

At UK: 10th

At UT: Fourth

*on-court record

BY THE NUMBERS

2,287 All-time wins, NCAA leader

299 Calipari wins at UK, second-most in program history

48 SEC regular-season titles the Wildcats have won

5-2 UK's record vs. AP Top 25 teams this season


TALE OF THE TAPE

UK	STAT	UT
78.0	Points PG	83.2
64.9	Opp. Points PG	68.1
38.8	Rebounds PG	37.7
14.0	Assists PG	18.9
5.0	Blocks PG	5.4
6.4	Steals PG	5.8
.480	FG Pct.	.505
.362	3-Pt FG Pct.	.357
.744	FT Pct.	.765
.402	Opp. FG Pct.	.394
.352	Opp. 3-Pt FG Pct.	.334

A UK WIN WOULD ...

- Be its 15th in the last 16 games
- Keep the Cats at least tied for the SEC lead
- Mark John Calipari's 300th win at UK. He would be the fourth-fastest coach in NCAA Division I history to reach 300 wins at a single school
- Extend Kentucky's road winning streak to seven games, its best since the 2014-15 season
- Move UK to 6-2 vs. the AP Top 25 this season
- Be the Wildcats' 16th victory in 25 games under Calipari when both teams are ranked in the top 10 of the AP Top 25
- Put UK one game ahead of Tennessee in the SEC standings and clinch the head-to-head tiebreaker, should seeding come down to that

PREVIOUS GAME STARTERS




2

ASHTON HAGANS

6-3 • 192 • GUARD • FRESHMAN
CARTERSVILLE, GA. | NEWTON

Tied Kentucky record with eight steals vs. UNC | Naismith Defensive Player of the Year semifinalist | Leads UK with 4.4 assists per game | Third in the SEC with 1.9 steals per game | Two-time SEC Freshman of the Week




3

KELDON JOHNSON

6-6 • 211 • GUARD • FRESHMAN
SOUTH HILL, VA. | OAK HILL ACADEMY

Three-time SEC Freshman of the Week | Midseason finalist for Julius Erving Award (top SF) | Third in scoring with 13.6 points per game | Had 19 points in win over No. 1 Tennessee | Corralled a game-high 17 boards in win over Auburn




14

TYLER HERRO

6-5 • 195 • GUARD • FRESHMAN
MILWAUKEE | WHITNALL HIGH SCHOOL

Averaging 14.2 points with team-high 51 3-pointers | Two-time SEC Freshman of the Week | Scored career-high 29 points with five 3s vs. Arkansas | Leading scorer on the road with a 16.1 average | Shooting 93.2 percent at the FT line




23

EJ MONTGOMERY

6-10 • 225 • FORWARD • FRESHMAN
FORT PIERCE, FLA. | WHEELER

Made two straight starts in place of the injured Reid Travis | Averaging 4.1 points, 3.9 rebounds and 1.0 blocks | Had a double-double with 11 points and 13 rebounds against South Carolina | Led the Cats in blocks in 10 games



25

PJ WASHINGTON

6-8 • 228 • FORWARD • SOPHOMORE
DALLAS | FINDLAY PREP

Scored 20 or more in eight of last 11 | Team-leading seven double-doubles | Averaging team highs in points (15.0) and rebounds (7.8) | Midseason finalist for Citizen Naismith Trophy | Oscar Robertson Trophy National POW on Feb. 18

LEADERS

POINTS PER GAME		
UK	PJ Washington	15.0
UT	Grant Williams	19.1
REBOUNDS PER GAME		
UK	PJ Washington	7.8
UT	Grant Williams	7.6
ASSISTS PER GAME		
UK	Ashton Hagans	4.4
UT	Jordan Bone	6.2
STEALS PER GAME		
UK	Ashton Hagans	1.9
UT	Grant Williams	1.2
3-POINTERS		
UK	Tyler Herro	51
UT	Admiral Schofield	53
FIELD-GOAL PERCENTAGE		
UK	Nick Richards	.587
UT	Kyle Alexander	.633
FREE-THROW PERCENTAGE		
UK	Tyler Herro	.932
UT	Jordan Bowden	.884

NEED TO KNOW

Kentucky is 995-280 (.780) all-time in SEC play. Only two other teams have won more than 700 league games

UK is in a three-way tie with Tennessee and LSU for the SEC lead. If the season ended today, LSU would be the No. 1 seed in the SEC Tournament, UK would be No. 2 and UT would be No. 3

Reid Travis is expected to miss at least two weeks (from the time of the Feb. 19 injury) with a right knee sprain

Kentucky has won 14 of its last 15 games, limiting opponents to 38.0-percent shooting and 60.5 points per game in those games

The Wildcats came back from 15 down against Arkansas for its fifth win of the season when trailing by double figures, tying the 2013-14 and 2016-17 teams for the most under John Calipari

UK is one of five teams since 1996-97 to have three players grab at least 17 boards in a game in the same season

SCHEDULE

OCTOBER

26 2/2 -/ ^ TRANSYLVANIA SEC W, 94-66

NOVEMBER

2 2/2 -/ ^ INDIANA UNIV. OF PA. SEC W, 86-64

6 2/2 4/3 vs. Duke¹ ESPN L, 118-84

9 2/2 -/ SOUTHERN ILLINOIS SEC W, 71-59

14 10/2 -/ NORTH DAKOTA² SEC W, 96-58

18 10/2 -/ VMI² SEC W, 92-82

21 10/10 -/ WINTHROP² SEC W, 87-74

23 10/10 -/ TENNESSEE STATE² SEC W, 77-62

28 10/9 -/ MONMOUTH SEC W, 90-44

DECEMBER

1 10/9 -/ UNC GREENSBORO ESPN2 W, 78-61

8 9/8 -/ vs. Seton Hall³ FOX L, 84-83^{OT}

15 19/18 -/ UTAH ESPN2 W, 88-61

22 19/18 9/10 vs. North Carolina⁴ CBS W, 80-72

29 16/15 RV/RV at Louisville ESPN2 W, 71-58

JANUARY

5 13/14 -/ at Alabama* ESPN L, 77-75

8 18/18 -/ TEXAS A&M* SEC W, 85-74

12 18/18 -/ VANDERBILT* SEC W, 56-47

15 12/14 -/ at Georgia* ESPN W, 69-49

19 12/14 14/12 at Auburn* ESPN W, 82-80

22 8/9 22/22 MISSISSIPPI STATE* ESPN W, 76-55

26 8/9 9/10 KANSAS⁵ ESPN W, 71-63

29 7/6 -/ at Vanderbilt* ESPN W, 87-52

FEBRUARY

2 7/6 -/ at Florida* ESPN W, 65-54

5 5/5 -/ SOUTH CAROLINA* SEC W, 76-48

9 5/5 RV/21 at Mississippi State* CBS W, 71-67

12 5/5 19/21 LSU* ESPN L, 73-71

16 5/5 1/1 TENNESSEE* ESPN W, 86-69

19 4/4 -/ at Missouri* ESPN W, 66-58

23 4/4 RV/RV AUBURN* CBS W, 80-53

26 4/4 -/ ARKANSAS* SEC W, 70-66

MARCH

2 4/4 7/7 at Tennessee* CBS 2 p.m.

5 -/ -/ at Ole Miss* ESPN 9 p.m.

9 -/ -/ FLORIDA* CBS 2 p.m.

13-17 -/ -/ SEC Tournament⁶ ESPN/SEC TBA

All times Eastern | *SEC conference game | HOME GAMES IN CAPS | ^Exhibition

¹State Farm Champions Classic (Indianapolis | Bankers Life Fieldhouse)

²Ohio Valley Hardwood Showcase (Rupp Arena | Lexington, Ky.)

³Citi Hoops Classic (Madison Square Garden | New York)

⁴CBS Sports Classic (United Center | Chicago)

⁵SEC/Big 12 Challenge (Rupp Arena | Lexington, Ky.)

⁶SEC Tournament (Bridgestone Arena | Nashville, Tenn.)

BROADCAST INFO

CBS



UK SPORTS NETWORK



Ian Eagle, play-by-play
Bill Rafferty, analyst
Grant Hill, analyst
Tracy Wolfson, sideline

Tom Leach, play-by-play
Mike Pratt, analyst

SATELLITE RADIO

Sirius 113 | XM 190 | Internet 961



TV CHART



2 **ASHTON HAGANS**

Freshman | Guard
6-3 | 192
Cartersville, Ga.
Newton
@H23Ash
@ashton.hagans



3 **KELDON JOHNSON**

Freshman | Guard
6-6 | 211
South Hill, Va.
Oak Hill Academy
@keldonjohnson



4 **NICK RICHARDS**

Sophomore | Forward
6-11 | 244
Kingston, Jamaica
The Patrick School
@iamnickrichards
@nickrichards_
@iamnickrichards



5 **IMMANUEL QUICKLEY**

Freshman | Guard
6-3 | 185
Havre de Grace, Md.
The John Carroll School
@IQ_GodSon
@immanuelquickley_



10 **JONNY DAVID**

Senior | Guard
6-2 | 188
Pittsburgh
Mt. Lebanon
@JonnyDavid
@jdavid010
@JonnyDavidUK10



12 **BRAD CALIPARI**

Junior | Guard
6-0 | 179
Franklin Lakes, N.J.
MacDuffie School
@bradcalipari
@brad.calipari
@bradcalipari



13 **JEMARL BAKER JR.**

R-Freshman | Guard
6-4 | 192
Menifee, Calif.
Eleanor Roosevelt
@jemarlbakerjr
@jemarlbakerjr



14 **TYLER HERRO**

Freshman | Guard
6-5 | 195
Milwaukee
Whitnall
@raf_tyler
@nolimitherro



21 **ZAN PAYNE**

Freshman | G/F
6-4 | 240
Lexington, Ky.
Lexington Catholic
@youngpayne2321
@alexander.payne23



22 **REID TRAVIS**

Graduate | Forward
6-8 | 238
Minneapolis
Stanford University
@2ReidTravis2
@reid_travis_22



23 **EJ MONTGOMERY**

Freshman | Forward
6-10 | 225
Fort Pierce, Fla.
Wheeler
@E_Montgomery
@_mont23



25 **PJ WASHINGTON**

Sophomore | Forward
6-8 | 228
Dallas
Findlay Prep
@PJWashington
@pj_washington



JOHN CALIPARI

Head Coach
10th Season
@UKCoachCalipari
@UKCoachCalipari
@UKCoachCalipari



KENNY PAYNE

Assoc. Head Coach
Ninth season at UK
Fifth season as associate HC



TONY BARBEE

Assistant Coach
Fifth season at UK
Fourth season as assistant
@CoachTonyBarbee



JOEL JUSTUS

Assistant Coach
Fifth season at UK
Third season as assistant
@UKCoachJustus
@UKCoachJustus



JOHN ROBIC

Special Assistant
10th season at UK
Third season as special asst.

Pronunciation Guide

JEMARL Baker (Jamal)
Brad/John CALIPARI (cal-uh-PEAR-ee)
Ashton HAGANS (HAY-Gens)

Roster

ALPHABETICAL

NO.	NAME	POS.	HT.	WT.	CL.	HOMETOWN (PREVIOUS SCHOOL)
13	Jemarl Baker Jr.	G	6-4	192	R-Fr.	Menifee, Calif. (Eleanor Roosevelt)
12	Brad Calipari	G	6-0	179	Jr.	Franklin Lakes, N.J. (MacDuffie School)
10	Jonny David	G	6-2	188	Sr.	Pittsburgh (Mt. Lebanon)
2	Ashton Hagans	G	6-3	192	Fr.	Cartersville, Ga. (Newton)
14	Tyler Herro	G	6-5	195	Fr.	Milwaukee (Whitnall)
3	Keldon Johnson	G	6-6	211	Fr.	South Hill, Va. (Oak Hill Academy)
23	EJ Montgomery	F	6-10	225	Fr.	Fort Pierce, Fla. (Wheeler)
21	Zan Payne	G/F	6-4	240	Fr.	Lexington, Ky. (Lexington Catholic)
5	Immanuel Quickley	G	6-3	185	Fr.	Havre de Grace, Md. (The John Carroll School)
4	Nick Richards	F	6-11	244	So.	Kingston, Jamaica (The Patrick School)
22	Reid Travis	F	6-8	238	Gr.	Minneapolis (Stanford University)
25	PJ Washington	F	6-8	228	So.	Dallas (Findlay Prep)

Head Coach: John Calipari (Clarion, 1982)
Associate Head Coach: Kenny Payne (Louisville, 2003)
Assistant Coaches: Tony Barbee (UMass, 1993)
Joel Justus (UNC Wilmington, 2004)
Special Asst. to the Head Coach: John Robic (Denison, 1986)
Assoc. AD/Basketball Operations: Chris Woolard (UCLA, 1997)

Director of Basketball Admin.: Will Barton (Kentucky, 2013)
Strength Coach: Robert Harris (Kentucky State, 2009)
Athletic Trainer: Chris Simmons (Memphis, 2002)
Equipment Manager: Mark Evans (Kentucky, 2013)
Recruiting Analyst: Brady Kennedy (Kentucky, 2016)



POLLS, STATS, MEDIA INFO

Weekly Media Schedule

all times ET unless indicated otherwise

1 Fri.	2 Sat.	3 Sun.	4 Mon.	5 Tue.	6 Wed.	7 Thu.
Media: 11 a.m. Practice: 12 p.m. Travel day	at Tennessee CBS 2 p.m.	Practice: 3:30 pm. No media availability	SEC teleconference: 11 a.m. Media: 2 p.m. Practice: 2:30 p.m. Travel day	at Ole Miss ESPN 9 p.m. ET	Off day John Calipari Show: 6 p.m.	Practice: 2:30 pm. No media availability

Communications & PR Staff



Eric Lindsey
Director
Cell - 859.619.0944
Email - eric.lindsey@uky.edu



Deb Moore
Associate Director
Cell - 859.559.5781
Email - deb.moore@uky.edu



Jake Most
Assistant Director
Cell - 516.996.3229
Email - jake.most@uky.edu

Media Information

CREDENTIAL REQUESTS

Requests for single-game credentials should be made as far in advance as possible and no later than five days prior to game day online at sportssystem.com/Kentucky.

CREDENTIAL CRITERIA

The University of Kentucky's decision to issue credentials to a media outlet for the purposes of covering a UK basketball home or away event is determined by a variety of factors. They include the following:

- Amount of coverage given to Kentucky throughout the season
- Intention/ability to cover all 22 sports at Kentucky
- Distribution/size of publication: free, subscription, sale on newsstands, website traffic, etc.
- Radio or TV station program format and size of audience
- Length of existence of the publication, amount of original copy generated, number of full-time employees of the publication and the journalistic experience of the reporter(s)
- Attendance at Kentucky media sessions, including Olympic sport opportunities
- Space availability
- Professionalism, which includes but is not limited to conduct at games, press conferences, practices, on social media, etc.

The University of Kentucky has the right to revoke credentials under its own discretion.

INTERVIEW POLICIES-GENERAL

All interviews with University of Kentucky basketball players or staff members must be arranged through the Communications and public relations office. Media should never contact a player or coach directly.

The Wildcat Coal Lodge, dormitories, team locker rooms and other team quarters are private team areas. Media members are not permitted in these areas unless accompanied by appropriate university personnel.

PRACTICE/PRESS CONFERENCES

Other than announced exceptions, UK basketball practices are closed to the media. UK will accept requests to attend practice. All requests must be made by 10 a.m. the day before the practice. In cases in which practices are open to the media, no cell phones are allowed in the practice facility.

Player interviews are conducted prior to practices the day before a game and will be available to all UK media in the Joe Craft Center lower-level lobby. UK will accept requests for player interviews, but they must be submitted 24 hours prior to the scheduled availability.

Coach John Calipari or an assistant coach will meet with members of the media immediately following player interviews in the lower level lobby of the Joe Craft Center.

Gameday shoot-arounds are closed to the media.

TELEPHONE PLAYER INTERVIEWS

Telephone interviews are available to the media on a call-back basis. Individual player and coach telephone numbers will not be given to members of the media.

Players are instructed not to conduct interviews when contacted directly by telephone. The communications and public relations office will arrange for telephone interviews at a time most convenient for the student-athlete.

Other special requests are handled on a case-by-case basis.

POSTGAME INTERVIEWS

Following each game, there is a cooling-off period, during which time the players shower and dress. Approximately 10 minutes after the game ends, Coach Calipari conducts his postgame press conference while a player is taken to the UK Sports Network.

Following Coach Calipari's press conference and the cooling-off period, selected UK players are brought to the media interview room.

The Polls

Associated Press Top 25 Feb. 25

1. Gonzaga (4)
2. Virginia (15)
3. Duke (3)
4. **Kentucky (2)**
5. North Carolina
6. Michigan State
7. Tennessee
8. Houston
9. Michigan
10. Marquette
11. Texas Tech
12. Nevada
13. LSU
14. Purdue
15. Kansas
16. Kansas State
17. Maryland
18. Florida State
19. Wisconsin
20. Virginia Tech
21. Buffalo
22. Iowa
23. Cincinnati
24. Wofford
25. Washington

Receiving Votes: Louisville, Villanova, Iowa State, Mississippi State, Auburn, Baylor, VCU, Old Dominion, New Mexico State

USA Today Coaches Poll Feb. 25

1. Gonzaga (26)
2. Duke
3. Virginia (2)
4. **Kentucky (4)**
5. North Carolina
6. Houston
7. Tennessee
8. Michigan State
9. Marquette
10. Michigan
11. Texas Tech
12. Purdue
13. Nevada
14. LSU
15. Kansas State
16. Kansas
17. Florida State
18. Wisconsin
19. Virginia Tech
20. Maryland
21. Iowa
22. Cincinnati
23. Buffalo
24. Louisville
- T25. Washington
- T25. Wofford

Receiving Votes: Iowa State, Villanova, Mississippi State, Baylor, Auburn, Furman, Arizona State, Hofstra, Florida

SEC Standings (through games on Feb. 23)

Team	SEC Record	Overall Record	Games Back
LSU	13-2 (.867)	23-5 (.821)	-
Kentucky	13-2 (.867)	24-4 (.857)	-
Tennessee	13-2 (.867)	25-3 (.893)	-
South Carolina	9-6 (.600)	14-14 (.500)	4.0
Mississippi State	9-6 (.600)	21-7 (.750)	4.0
Ole Miss	9-6 (.600)	19-9 (.679)	4.0
Florida	9-6 (.600)	17-11 (.607)	4.0
Auburn	8-7 (.533)	19-9 (.679)	5.0
Alabama	8-7 (.533)	17-11 (.607)	5.0
Arkansas	5-10 (.333)	14-4 (.500)	8.0
Texas A&M	5-10 (.333)	12-15 (.444)	8.0
Missouri	3-12 (.200)	12-15 (.444)	10.0
Georgia	1-14 (.067)	10-18 (.357)	12.0
Vanderbilt	0-15 (.000)	9-19 (.321)	13.0

UK in the Rankings

Team Rankings (through games on Feb. 26)

Category	Stat	SEC [NCAA]
Scoring	78.0	4th [58th]
Scoring Defense	64.9	2nd [32nd]
Scoring Margin	+13.0	2nd [16th]
Free Throw %	.744	4th [46th]
Field Goal %	.480	2nd [27th]
Field Goal % Def.	.402	2nd [23rd]
3-Point FG %	.362	5th [91st]
3-Point FG % Def.	.352	13th [233rd]
Rebounding Off.	38.8	2nd
Rebounding Def.	29.1	1st
Rebounding Margin	+9.7	1st [3rd]
Blocks Per Game	5.0	4th [14th]
Assists Per Game	14.0	7th [139th]
Steals Per Game	6.3	8th [177th]
Turnover Margin	+0.6	9th [148th]
Assist/TO Ratio	1.1	6th [128th]
Off. Rebs. Per Game	12.0	4th [56th]
Def. Rebs. Per Game	26.8	3rd [64th]
Def. Rebound %	.740	1st
Off. Rebound %	.379	1st
3-Point FG Per Game	6.3	14th [305th]

Individual Rankings

Category/Player	Stat	SEC [NCAA]
Assists Per Game/Hagans	4.4	7th [107th]
Asst. to TO Ratio/Hagans	1.8	6th [137th]
Def. Rebs. Per Game/Washington	5.4	6th [145th]
Double-Doubles/Washington	7	4th [98th]
Field-Goal Pct./Washington	.528	3rd [70th]
Minutes Per Game/Herro	31.4	16th
Minutes Per Game/Johnson	30.5	20th
Off. Rebs. Per Game/Travis	2.6	6th [108th]
Off. Rebs. Per Game/Washington	2.5	9th [139th]
Points Per Game/Washington	15.0	10th
Points Per Game/Herro	14.2	14th
Points Per Game/Johnson	13.6	18th
Rebounds Per Game/Washington	7.8	4th [114th]
Rebounds Per Game/Travis	6.9	9th [217th]
Steals Per Game/Hagans	1.9	3rd [54th]

Upcoming in the SEC

March 2-9

Contest	Time	TV Network
Saturday, March 2		
LSU at Alabama	Noon	ESPN
Ole Miss at Arkansas	1 p.m.	SEC Network
Kentucky at Tennessee	2 p.m.	CBS
South Carolina at Missouri	3:30 p.m.	SEC Network
Mississippi State at Auburn	4 p.m.	ESPNU
Vanderbilt at Texas A&M	6 p.m.	SEC Network
Georgia at Florida	8:30 p.m.	SEC Network
Tuesday, March 5		
South Carolina at Texas A&M	7 p.m.	SEC Network
Auburn at Alabama	9 p.m.	ESPN2/U/SEC
Mississippi State at Tennessee	9 p.m.	SEC Network
Kentucky at Ole Miss	9 p.m.	ESPN
Wednesday, March 6		
Missouri at Georgia	6:30 p.m.	SEC Network
LSU at Florida	7 p.m.	ESPN2/U
Arkansas at Vanderbilt	8:30 p.m.	SEC Network
Saturday, March 9		
Tennessee at Auburn	Noon	ESPN/2
Georgia at South Carolina	1 p.m.	SEC Network
Texas A&M at Mississippi State	2 p.m.	ESPN/2
Florida at Kentucky	2 p.m.	CBS
Ole Miss at Missouri	3:30 p.m.	SEC Network
Alabama at Arkansas	6 p.m.	SEC Network
Vanderbilt at LSU	8:30 p.m.	SEC Network

All times Eastern





DREAMBIG

KELDON JOHNSON

ASHTON HAGANS

REID TRAVIS

TYLER HERRO

PJ WASHINGTON

2018 - 2019

AWARDS CANDIDATES

FOR MORE INFORMATION, VISIT: UKATHLETICS.COM/DREAMBIG



3

KELDON JOHNSON
G • 6-6, 211 • FR

- Three-time SEC Freshman of the Week
- Averaging a team-best 17.6 points per game on 55.7-pct. shooting and 50.0 pct. from behind the arc, in addition to 4.9 rebounds per game, in UK's seven games vs. AP Top 25 teams
- Scored 15 or more points in six of UK's seven games vs. AP ranked teams, including three with 20 or more



2

ASHTON HAGANS
G • 6-3, 190 • FR

- Two-time SEC Freshman of the Week
- Recorded at least three steals in seven straight games from Dec. 22 to Jan. 22, setting a school record while becoming the first major-conference freshman with three or more steals in seven straight since 2003-04
- Tied school record for most steals in a game with eight vs. No. 9 North Carolina
- Naismith National Defensive Player of the Year semifinalist



22

REID TRAVIS
F • 6-8, 238 • GS

- Averaging 11.3 points and 6.9 rebounds per game while shooting 51.6 pct. from the field
- Blocked 20 shots in 26 games, one short of his prior four seasons at Stanford
- Averaging 14.6 points and a team-best 8.9 rebounds in UK's seven games vs. AP Top 25 opponents
- Four 20-point scoring games and four double-doubles
- Senior CLASS Award finalist - seniorclassaward.com/vote/



14

TYLER HERRO
G • 6-5, 195 • FR

- Two-time SEC Freshman of the Week
- USBWA Wayman Tisdale National Freshman of the Week (Jan. 3)
- Averaging 14.2 points with team-high 51 3-pointers
- One of only two players in the country and the only freshman averaging at least 15.0 ppg on the road while shooting at least 50 pct. from the field at least 40 pct. from 3-point range and at least 90 pct. from free-throw line



25

PJ WASHINGTON
F • 6-8, 228 • SO

- Two-time SEC Player of the Week
- USBWA Oscar Robertson National Player of Week (Feb. 19)
- Averaging team highs in points (15.0), rebounds (7.8)
- Ten games with 20 or more points
- Seven double-doubles
- One of two players 6-8 or taller averaging at least 15.0 ppg while shooting 50 pct., 40 pct. from 3 and with at least 30 made 3-pointers

Honoring the Cats

Ashton Hagans

- Naismith National Defensive Player of the Year Semifinalist
- SEC Freshman of the Week (Jan. 14)
- SEC Freshman of the Week (Dec. 24)

Tyler Herro

- SEC Freshman of the Week (Jan. 21)
- USBWA Wayman Tisdale National Freshman of the Week (Jan. 2)
- NCAA.com National Player of the Week (Dec. 31)
- Bluegrass Sports Commission MVP of UK-Louisville Game (Dec. 29)
- SEC Freshman of the Week (Dec. 31)
- Jerry West Award Preseason Watch List

Keldon Johnson

- Julius Erving Award Midseason Finalist
- SEC Freshman of the Week (Jan. 28)
- John R. Wooden Award Midseason Top 25
- SEC Freshman of the Week (Dec. 17)
- SEC Freshman of the Week (Nov. 26)
- John R. Wooden Award Preseason Top 50
- Citizen Naismith Trophy Early Season Watch List
- Julius Erving Award Preseason Watch List

Nick Richards

- Kareem Abdul-Jabbar Award Preseason Watch List

Reid Travis

- 3x3U National Championship Late Season Watch List
- Senior CLASS Award Finalist
- Lute Olson Award Midseason Watch List
- John R. Wooden Award Preseason Top 50
- NABC Division I Player of the Year Watch List
- Citizen Naismith Trophy Early Season Watch List
- Preseason AP All-American Honorable Mention
- Preseason All-SEC First Team
- Karl Malone Award Preseason Watch List

PJ Washington

- USBWA Oscar Robertson National Player of the Week (Feb. 19)
- SEC Player of the Week (Feb. 18)
- Citizen Naismith Trophy Midseason Watch List
- Karl Malone Award Midseason Finalist
- SEC Co-Player of the Week (Feb. 4)
- John R. Wooden Award Preseason Top 50
- NABC Division I Player of the Year Watch List
- Citizen Naismith Trophy Early Season Watch List
- Preseason All-SEC Second Team
- NBC Sports Preseason All-America Fourth Team
- Karl Malone Award Preseason Watch List

Herro's Career Day Lifts Cats Past Hogs

Tyler Herro couldn't miss in the second half, and he didn't have much margin for error as he helped bail out No. 4/4 Kentucky against Arkansas. Herro had career highs of five 3-pointers and 29 points, including two free throws with five seconds remaining, and Kentucky rallied from a 15-point deficit to beat Arkansas 70-66 on Tuesday night.

Out of sorts for 22 minutes, the Wildcats (24-4, 13-2 Southeastern Conference) quickly regrouped behind Herro, who finished 5 of 6 from behind the arc and 9 of 10 overall. His long-range baskets 43 seconds apart sparked an 18-3 run over 7:43, and the freshman guard capped the spurt with another 3 for a 54-51 lead.

Herro made all five attempts after halftime and all six shots from the foul line to top his previous high of 24 points against rival Louisville in December.

"The shots were just falling tonight," Herro said.

Arkansas (14-14, 5-10) stayed within a couple of possessions over the final seven minutes but couldn't break through. Kentucky got clutch free throws in the last 26 seconds from PJ Washington, Herro and Immanuel Quickley, who made two with 1.3 seconds left to seal the Wildcats' fourth consecutive victory and 14 in their last 15 games.

Kentucky's seventh straight series win over Arkansas also helped it maintain a share of the SEC lead.

Keldon Johnson added 13 points, and Nick Richards came off the bench to grab 15 rebounds for the Wildcats, who shot 50 percent from the field. The Wildcats made 12 of 22 after the break (54.5 percent) and converted 15 of 20 from the foul line.

"We couldn't really hit anything in the first half and they were hitting everything," Johnson said. "But we just knew we had to stay together and we'd be fine."

Isaiah Joe had five 3s for 19 points and Desi Sills 15 for the Razorbacks, who shot 31 percent in the second half and lost their sixth in a row.

"I thought we kind of panicked a bit," Arkansas coach Mike Anderson said. "But Kentucky's a great team and you know they're going to make a run... It was a fight to the end."

Herro's night at the line extended his run of perfect games to 11 of the last 16 and has made 52 of 53 over that stretch. He was 8 of 9 in a win against then-No. 1 Tennessee two weeks ago.

"I feel like it's going to go in every time I shoot a free throw," said Herro, who has made 69 of 74 (93 percent) this season.

Kentucky improved from committing 12 turnovers in the first half to making just three in the second. Arkansas had six after the break after committing just one in the first 20 minutes.

- The rally from 15 points down is UK's biggest comeback of the season. It was the largest comeback for any UK team since a 17-point comeback at West Virginia on Jan. 27, 2018
- Arkansas shot 37.7 percent from the field. UK is 178-15 (.922) under Calipari when keeping the opponent at 40 percent or less, including 13-0 this season
- Kentucky registered its 12th game of the season shooting at least 50 percent. The Wildcats are undefeated in those games
- UK won the rebounding 40-27 and points in the paint 24-22. UK is now 21-2 on the season when winning or tying the battle of the boards
- UK is 15-0 this season when Herro scores 15 or more
- Richards' 15 boards marked his third career effort of double-digit rebounds. He also contributed seven points. UK is 12-0 when he scores four or more this season
- Kentucky is 242-40 under Calipari against unranked Associated Press foes
- UK has won seven in a row in the series and improved to 15-3 when the game is played in Lexington

Three-Way Tie for First in SEC with Three to Go

The race for the Southeastern Conference regular-season championship appears as though it will come down to the very end with Kentucky, Tennessee and LSU locked in a three-way tie for first place with three games to go. Every remaining game will have significant implications in the SEC title race.

To stay in the race won't be easy. Of Kentucky's three remaining regular-season games, two are against opponents currently ranked or receiving votes in the Associated Press Top 25 and both of those are on the road.

All of Tennessee's games are against teams ranked or receiving votes in the AP Top 25. LSU doesn't have any but several against teams vying for NCAA Tournament seeding.

LSU's victory over Tennessee on last weekend further complicated things. With the three teams now tied for first, the pecking order of the SEC Tournament seeding -- if the season ended today -- would be LSU, UK and Tennessee based on the best winning percentage of games played among the tied teams. LSU defeated both Kentucky and Tennessee in their lone regular-season matchups and the Wildcats beat the Volunteers in mid-February. Of course, UK's game on Saturday in Knoxville, Tennessee, will break up that three-way tiebreaker one way or another for the time being.

UK is in search of its 49th SEC regular-season championship and sixth under head coach John Calipari.

Calipari Moves into Second Place on UK's All-Time Wins List

A 66-58 win on the road at Missouri may have seemed like business as usual for the Wildcats, but it served as a major coaching milestone for head coach John Calipari. The win signified No. 297 as UK's head coach, which tied him with Joe B. Hall for the second most by a Kentucky head coach. He moved past Hall last week with an 80-53 win over Auburn.

Now, only Adolph Rupp owns more victories as UK head coach than Calipari.

Having coached 367 games to date with the Wildcats, he would become the fourth fastest coach to 300 wins at one program in NCAA history with a win vs. Tennessee. Bill Self at Kansas won his 300th game in the fastest time span of 358 games. Rupp owns the mark at Kentucky. He achieved win No. 300 in just 366 career games.

Travis Out at Least Two Weeks With Right Knee Sprain

Forward Reid Travis is expected to miss at least two weeks after spraining his right knee vs. Missouri on Feb. 19. An MRI conducted after the team returned to Lexington confirmed the sprain. No other damage to the knee was detected.

"I just feel so good that it was more of a sprain than anything else because you just get worried about that stuff when you see someone go down," UK head coach John Calipari said. "We are going to be very conservative with this so he may be out a couple weeks. We hope he will be ready for around the conference tournament or maybe even a little bit before, but I'm happy for Reid that we're going to get him back."

Travis sprained his knee midway through the second half vs. Mizzou when a teammate attempting to rebound a ball inadvertently fell into Travis' right knee. Travis stayed in the game for two possessions before walking gingerly under his own power off the court and into the locker room.

He began physical therapy on Monday and ditched precautionary crutches after just a couple days.

The graduate transfer from Stanford has been one of the key components to Kentucky's 24-4 start, which includes a 5-2 record vs. Associated Press Top 25 teams and has positioned the Wildcats for a potential top seed in the NCAA Tournament.

Travis is averaging 11.3 points and 6.9 rebounds for the Wildcats while shooting 51.6 percent from the floor and 73.0 percent at the free-throw line. He's started 23 of 25 games he's played, scored in double figures in 14 of them, and posted four games with 20 or more points. He's also recorded two double-doubles.

Kentucky Battle Tested Thanks to Difficult Schedule

Kentucky's schedule, as it is every year under John Calipari, is one of the best in the country.

As of Feb. 27, UK's schedule ranks as the 28th toughest in the NCAA's NET rankings with 12 games vs. quadrant one teams. As the Associated Press Top 25 stands right now, Kentucky's 2018-19 schedule features 11 games vs. opponents either ranked in the AP Top 25 or receiving votes.

The good news is UK has played some of its best basketball against its best competition, boasting a 9-3 record vs. quadrant one teams and a



NOTES

2018-19 Lead-Deficit Comparison

Opponent	Biggest Lead	Biggest Deficit	Biggest Run	Changes	Ties	Led	Trailed	Result
vs. Duke	None	37 (2nd)	7-0	0	0	0:00	39:14	L, 118-84
S. ILLINOIS	12 (2nd)	8 (1st)	9-0	5	3	17:40	19:31	W, 71-59
N. DAKOTA	38 (2nd)	4 (1st)	15-0	5	2	35:45	1:32	W, 96-58
VMI	19 (2nd)	2 (1st)	12-0	8	6	31:53	2:20	W, 92-82
WINTHROP	26 (2nd)	1 (1st)	11-0	2	0	39:22	0:21	W, 87-74
TENNESSEE ST.	20 (2nd)	6 (1st)	11-0	3	2	29:28	8:45	W, 77-62
MONMOUTH	47 (2nd)	N/A	11-0	0	2	38:53	0:00	W, 90-44
UNCG	17 (2nd)	5 (1st)	10-0	5	5	16:52	19:45	W, 78-61
vs. Seton Hall	8 (1st)	4 (2nd)	8-0	13	11	24:19	7:40	L, 84-83 ^{OT}
UTAH	28 (2nd)	8 (1st)	13-0	2	2	33:21	5:06	W, 88-61
vs. N. Carolina	12 (2nd)	3 (1st)	5-0	2	4	35:33	2:53	W, 89-72
at Louisville	16 (2nd)	3 (1st)	11-0	3	3	36:24	1:09	W, 71-58
at Alabama	5 (1st)	11 (2nd)	10-0	10	9	10:10	25:49	L, 77-75
TEXAS A&M	14 (1st)	10 (1st)	13-0	1	0	30:13	8:09	W, 85-74
VANDERBILT	11 (2nd)	12 (1st)	7-0	1	2	18:48	19:52	W, 56-47
at Georgia	20 (2nd)	5 (1st)	11-0	3	3	30:52	6:14	W, 69-49
at Auburn	17 (2nd)	3 (1st)	11-0	7	7	32:25	4:17	W, 82-80
MISSISSIPPI ST.	21 (2nd)	4 (1st)	10-0	1	0	38:20	0:50	W, 76-55
KANSAS	10 (2nd)	10 (1st)	9-0	6	5	18:58	15:37	W, 71-63
at Vanderbilt	38 (2nd)	1 (1st)	14-0	4	1	37:19	1:22	W, 87-52
at Florida	11 (2nd)	11 (2nd)	14-0	7	4	7:17	31:25	W, 65-54
SOUTH CAROLINA	29 (2nd)	4 (1st)	10-0	7	5	29:53	8:01	W, 76-48
at Mississippi St.	18 (2nd)	2 (1st)	9-0	5	4	32:40	3:18	W, 71-67
LSU	9 (2nd)	5 (2nd)	6-0	10	7	28:06	8:19	L, 73-71
TENNESSEE	24 (2nd)	2 (1st)	16-0	1	0	38:36	0:28	W, 86-69
at Missouri	20 (2nd)	3 (1st)	8-0	3	1	37:43	0:42	W, 66-58
AUBURN	33 (2nd)	2 (1st)	18-0	3	0	37:18	2:26	W, 80-53
ARKANSAS	6 (2nd)	15 (2nd)	12-0	2	2	12:37	24:46	W, 70-66
at Tennessee								
at Ole Miss								
FLORIDA								
BIGGEST/MOST	47	37	18-0	13	11	39:22	39:14	
TOTALS						780:45	269:51	

5-2 mark vs. teams that were ranked in the AP Top 25 at the time of the game.

That includes the victory over top-ranked Tennessee and a three-game buzzsaw vs. then-No. 14/12 Auburn on the road, then-No. 22/22 Mississippi State and then-No. 9/10 Kansas at home in January that the Wildcats went 3-0 against. It marked the first time since the 2015 NCAA Tournament UK faced three consecutive foes ranked inside the AP Top 25 and the first time in the regular season since the final three games of the 2005-06 regular season.

In the nonconference portion of the schedule, Kentucky faced the likes of Duke (Nov. 6) in Indianapolis in the State Farm Champions Classic, Seton Hall (Dec. 8) in Madison Square Garden in the Citi Hoops Classic, Utah (Dec. 15) in Rupp Arena, North Carolina (Dec. 22) in Chicago in the CBS Sports Classic and concluded December with a road game at Louisville (Dec. 29).

Five of UK's nonconference opponents played in the NCAA Tournament last season. According to a survey among NCAA schools, that's tied for the third most in the country.

And that's just the nonconference slate. The SEC features eight teams in the NCAA Tournament a season ago and UK plays three of those teams twice. The league appears to be every bit as good as last season with three teams ranked in the top 15 of the AP Top 25 this week and two other teams receiving votes. In mid-January, six teams were in the AP Top 25 for the first time since Jan. 21, 2003.

Wildcats Eye a Top Seed

When the NCAA Division I Men's Basketball Committee released its top 16 seeds for the NCAA Tournament bracket unveil on Feb. 9, Kentucky was tabbed the top overall No. 2 seed.

UK was ranked the No. 5 overall team and a No. 2 seed alongside Michigan, North Carolina and Michigan State, in that order. The No. 1 seeds, in order of rank, were Duke, Tennessee, Virginia and Gonzaga.

Kentucky definitely has a shot at a No. 1 seed with a strong profile to this point and more opportunities ahead. The Feb. 16 victory over a projected one seed, Tennessee, certainly had to help, and many major projections now have the Wildcats on the top seed line.

UK checks in at No. 5 in the Feb. 27 NET rankings with a 9-3 record vs. quadrant one teams, including four of those victories away from home.

Big-Game Cal, Cats

John Calipari's teams aren't just good against the best teams in the country, they're great. Not only does Kentucky have a 57-28 record (.671) vs. Associated Press Top 25 teams, UK is 6-4 when both teams are ranked in the AP top five under Calipari following Saturday's win over top-ranked Tennessee.

All-time, Calipari is 12-8 when both teams are ranked in the AP top five. When both teams are ranked in the AP Top 25, Calipari's all-time record is 80-51, including a 49-24 mark at Kentucky. When both are ranked in the top 10 he has a 26-16 record, including 15-9 at UK.

Dating back to last season's Southeastern Conference Tournament championship game, the Wildcats have won six of their last eight matchups when both opponents are ranked.

In terms of this season alone, Kentucky has answered the bell of big-time showdowns after an early season lesson vs. Duke. Since that season-opening loss to the Blue Devils, UK won four straight games vs. AP Top 25 teams before a last-second tip-in against No. 19 LSU snapped its best such streak since winning eight straight during the 2014-15 season.

Then came the national statement vs. then-No. 1 Tennessee. The victory was Kentucky's first vs. the AP No. 1 team since toppling Ohio State in the 2011 NCAA Tournament. All-time it was the Wildcats' eighth victory for the No. 1 team in 23 tries and its second largest margin of victory.

Calipari improved to 5-4 vs. the No. 1 team in his career with the win vs. Tennessee, including 2-2 at Kentucky. According to the SEC Network, there have been 87 coaches who have faced the No. 1 team in the country at least seven times but Calipari is the only coach with a winning record.

Four players in particular have stepped up in the top-25 matchups. Below are their averages in UK's seven games vs. AP Top 25 opponents:

- Keldon Johnson - 17.6 points per game, 4.9 rebounds per game, .557 field-goal percentage, .50 3-point FG pct.
- PJ Washington - 16.6 ppg, 7.4 rpg, .543 FG pct.
- Reid Travis - 14.6 ppg, 8.9 rpg, .534 FG pct.
- Tyler Herro - 14.3 ppg, 5.7 rpg, 3.7 apg

UK-UT Top-10 Matchup Marks Fifth in Series History

Saturday will mark the 227th all-time meeting between border-state rivals, Kentucky and Tennessee. UK has played the Volunteers more than any other opponent in school history and owns a 155-71 all-time record against the Volunteers, including 54-51 in Knoxville, Tennessee.

This matchup will mark the 21st meeting between the two teams when both are ranked inside of the Associated Press Top 25 but just the fifth showdown when both are in the top 10.

Kentucky leads the series 12-8 when the two teams are both ranked but the series is split 2-2 in the top-10 matchups. UK defeated the top-ranked Volunteers two weeks ago in Lexington.

John Calipari has a 26-16 all-time record when he's involved in a top-10 matchup, including 15-9 at UK.



CATS IN THE NBA

At the beginning of the 2018-19 season, 31 former Wildcats were on an opening-day roster, more than any other school in the country. The following listing is as of the NBA All-Star break.

Name	Team
Bam Adebayo	Miami Heat
Eric Bledsoe	Milwaukee Bucks
Devin Booker	Phoenix Suns
Isaiah Briscoe	Orlando Magic
Willie Cauley-Stein	Sacramento Kings
DeMarcus Cousins	Golden State Warriors
Anthony Davis	New Orleans Pelicans
Hamido Diallo	Oklahoma City Thunder
De'Aaron Fox	Sacramento Kings
Wenyen Gabriel	Sacramento Kings
Shai Gilgeous-Alexander	Los Angeles Clippers
Terrence Jones	Houston Rockets
Enes Kanter	Portland Trail Blazers
Michael Kidd-Gilchrist	Charlotte Hornets
Brandon Knight	Cleveland Cavaliers
Kevin Knox	New York Knicks
Skal Labissiere	Portland Trail Blazers
Trey Lyles	Denver Nuggets
Darius Miller	New Orleans Pelicans
Jodie Meeks	Toronto Raptors
Malik Monk	Charlotte Hornets
Jamal Murray	Denver Nuggets
Nerlens Noel	Oklahoma City Thunder
Patrick Patterson	Oklahoma City Thunder
Alex Poythress	Atlanta Hawks
Julius Randle	New Orleans Pelicans
Rajon Rondo	Los Angeles Lakers
Karl-Anthony Towns	Minnesota Timberwolves
Jarred Vanderbilt	Denver Nuggets
John Wall	Washington Wizards

Several former Wildcats are among the NBA league leaders in the major statistical categories. Stats are through Feb. 26. Former UK players are in **BOLD**.

Points Per Game

1. James Harden (Rockets) - 36.3
- 4. Anthony Davis (Pelicans) - 27.6**
- 14. Devin Booker (Suns) - 24.6**
- 16. Karl-Anthony Towns (Timberwolves) - 23.3**

Rebounds Per Game

1. Andre Drummond (Pistons) - 15.1
- 6. Anthony Davis (Pelicans) - 12.6**
- 9. Karl-Anthony Towns (Timberwolves) - 12.2**
- 14. Enes Kanter (Blazers) - 10.3**
- T19. Julius Randle (Lakers) - 9.0**

Assists Per Game

1. Russell Westbrook (Thunder) - 10.9
- 10. De'Aaron Fox (Kings) - 7.2**
- T12. Devin Booker (Suns) - 6.7**

Blocks Per Game

1. Myles Turner (Pacers) - 2.74
- 2. Anthony Davis (Pelicans) - 2.51**
- T9. Karl-Anthony Towns (Timberwolves) - 1.78**

Steals Per Game

1. Paul George (Thunder) - 2.29
- 6. De'Aaron Fox (Kings) - 1.69**
- T11. Anthony Davis (Pelicans) - 1.62**

Field-Goal Percentage

1. Rudy Gobert (Jazz) - .654
- 17. Willie Cauley-Stein (Kings) - .541**
- 18. Enes Kanter (Blazers) - .540**
- 19. Julius Randle (Pelicans) - .534**

Double-Doubles

1. Drummond/Embid/Gobert - 48
- 8. Karl-Anthony Towns (Timberwolves) - 38**
- 11. Anthony Davis (Pelicans) - 33**
- T16. Enes Kanter (Blazers) - 25**
- T16. Julius Randle (Pelicans) - 25**

Comeback Cats

Kentucky produced its biggest comeback of the season and its largest since a 17-point come-from-behind effort at West Virginia a season ago in a 15-point comeback against Arkansas on Tuesday night.

In all, UK has trailed by double figures and rallied for wins in five games this season. Kentucky came back from double-digit deficits in back-to-back games against Texas A&M and Vanderbilt earlier this season, trailed by 10 to Kansas, and 11 at Florida. The five wins from double-digit deficits are the most in a single season since the 2016-17 squad also rallied for five wins after trailing by double figures. It's the third time under John Calipari a team has rallied for five wins. The 2013-14 "Cardiac Cats" also achieved five comeback wins.

The common denominators among all five games: slow starts. UK fell behind 10-0 to Texas A&M, Vanderbilt 16-4 in the first of two meetings, Kansas earned an early 10-point edge in the opening half and Florida utilized a 40-percent shooting clip from long range to build a halftime lead and an 11-point edge early in the second half. The Wildcats turned the ball over 12 times in the opening half against the Razorbacks, faced an 11-point deficit at the break and saw the disadvantage swell to 15 early in the second half.

Against Texas A&M, Kentucky led by 12 at halftime, and after allowing Vanderbilt to score 22 points in the first 8:34 of the team's first meeting, the Wildcats' defense limited the Commodores to just 25 points over the final 31:26 of game time.

Kentucky trailed by 10, 16-6, with 9:45 to play in the opening half against Kansas. UK cut the deficit to three at halftime before pulling away with a 71-63 win. The Gators held an 11-point lead with 13 minutes to play before PJ Washington sparked a 14-0 run over a five-minute span to help Kentucky eventually pull away for a nine-point lead.

Arkansas led by its largest margin with just over 18 minutes to go in the second half on Tuesday. Tyler Herro's perfect second half from the floor aided an 18-3 spurt and the Wildcats eventually earned a four-point win over the Hogs.

Super Herro on the Road

Tyler Herro has been one of Kentucky's best scorers this season but he's been especially good on the road.

The freshman guard is averaging a team-best 16.1 points on 52.3-percent shooting and 43.2 percent from behind the arc in Kentucky's eight true road games.

"I just like hitting big shots against people who don't like us," Herro said after going for 20 points with some big-time makes late in the game at Auburn.

Apparently so.

He scored 15 points after halftime on 5-of-7 shooting in the win at Auburn. He was a perfect 5 of 5 at the free-throw line, including the game-winning free throws in the final seconds of the game.

At Mississippi State he produced a 12-point game that included two 3-pointers and one very big shot. With Kentucky clinging to a four-point lead after a furious MSU comeback, Herro curled off a screen and hit a 3-pointer with a man in his face with 2:59 left in the game.

Said John Calipari: "That was a dagger."

Herro then had a team-high 18 points and went a perfect 6 for 6 from the line in the closing minutes to preserve a win at Missouri.

Herro has scored at least 12 points in all eight away games and is one of only two players in the country and the only freshman averaging at least 15.0 points on the road while shooting at least 50 percent from the field, 40 percent from 3-point range and 90 percent from the free-throw line.

Overall, Herro is averaging 14.2 points per game with a team-best 51 3-pointers and a team-high 93.2-percent free-throw clip. He has made 52 of his last 53 foul shots.

Herro has also turned into a very reliable defender with 29 steals and is an underrated rebounder with 4.4 boards per game. With a career-high 13 rebounds at home vs. top-ranked Tennessee, he recorded his first career double-double.

Herro's breakthrough performance came in the form of a career-high 24-point effort on the road at Louisville, which marked the second-most points ever by a UK freshman against its archrival. He was named the Bluegrass Sports Commission's MVP of the game and then went on to win the USBWA Wayman Tisdale's National Freshman of the Week honor. NCAA.com named him its national player of the week, and he took home SEC Freshman of the Week accolades.

As good as Herro has been on the road, you could argue he had no bigger performance this season than the one he had in a 15-point comeback effort on Tuesday against Arkansas at home. He poured in a career-high 29 points highlighted by a career-high five 3-pointers. He didn't miss a shot in the second half and went 6 of 6 from the charity stripe.

Over the last two home games, he's averaged 23.0 points, 4.0 rebounds and 2.5 assists per game. He's shot 68.2 percent from the field, 66.7 percent from 3-point range with eight made 3s and was a perfect 8 of 8 from the line on those games.

As it turns out, Herro just likes hitting shots. It doesn't matter where they're taken from.

Measurables



Top Wing Span

1. Nick Richards - 7'5"
2. PJ Washington - 7'3"
3. Reid Travis - 7'0.25"
4. EJ Montgomery - 6'11.5"
5. Keldon Johnson - 6'8.75"

Top Vertical

1. Immanuel Quickley - 37.0"
- T2. Johnson/Richards/Washington - 36.50"
5. Ashton Hagans - 36.0"
6. Reid Travis - 35.5"

Top Hand Width

1. Nick Richards - 10.5"
2. PJ Washington - 10.25"
3. EJ Montgomery - 10.0"
4. Ashton Hagans - 9.75"
5. Jemarl Baker Jr. - 9.25"



NOTES

Washington Emerging as National Award Candidate

PJ Washington was always capable of being one of the best players in college basketball, and there were signs of it through the first year and a half of his career.

But it was those glimpses -- take, for instance, a career-high 29-point, 12-rebound, four-block, four-assist game vs. Seton Hall in December, or a near triple-double (11 points, 10 rebounds and a career-high eight assists) vs. North Carolina in the CBS Sports Classic -- that had John Calipari wanting more from his sophomore forward.

"I think when he plays at a different pace, a different level of intensity, a different level of bouncing and alertness, I'm telling you, he's as good as anybody in the country," Calipari said following Washington's performance vs. Kansas. "He is. When he doesn't, he's OK. He's just OK. So that becomes, what do you want? And then when you play that way ... that's when you become special."

Washington has decided he wants to be special.

He's emerged as a leading candidate for national award consideration, including Southeastern Conference Player of the Year and All-America status, especially with the way he's played the last month.

Even with Arkansas snapping Washington's double-figure scoring streak at 12 games (he still posted (nine points, six boards, two blocks, two steals) he is averaging 19.9 points, 7.7 rebounds, 1.3 blocks, 1.5 assists and 1.1 steals per game over the last 11 games. He's shooting 54.4 percent from the floor and 50.0 percent from long range, making 19 3s.

The two-time SEC Player of the Week has scored 20 or more points in eight of those 11 games and posted three straight double-doubles vs. Kansas, at Vanderbilt and at Florida to become the first Wildcat with three straight double-doubles since Julius Randle did it four times in March 2014. He has a team-high seven double-doubles overall.

The 6-foot-8 forward is UK's leading scorer (15.0 points per game) and rebounder (7.8 rebounds per game). His scoring average goes up to 16.6 in Southeastern Conference games.

A year after hitting just five 3s in 37 games at a 23.8-percent rate, he's already drained 30 this season in 28 games and is making them at a 44.8-percent clip. He's 21 of 41 (50.0 percent) over his last 13 games.

Through games on Feb. 23, he was one of just two players nationally standing 6-8 or taller averaging at least 15.0 points per game, shooting at least 50 percent from the field, at least 45 percent from 3-point range and with at least 30 made 3-pointers. North Carolina's Cameron Johnson is the other.

Said Auburn head coach Bruce Pearl after Washington torched the Tigers for 24 points and a career-high five 3-pointers: "He's a national player of the year candidate without question."

Last week he was named the Oscar Robertson National Player of the Week by the U.S. Basketball Writers Association after leading UK to a win over then-top-ranked Tennessee. He became UK's first winner of award since Kevin Knox won it Jan. 31, 2018, and the fifth Wildcat overall since its inception in 2009-10, joining Knox, Malik Monk (2016-17), Julius Randle (2013-14) and Doron Lamb (2010-11).

Washington is on the midseason watch list for the Citizen Naismith Trophy, awarded to the national player of the year by the Atlanta Tipoff Club, and he's one of 10 finalists for the Naismith Memorial Basketball Hall of Fame's Karl Malone Award, which goes to the nation's top power forward.

Hold Them to 55 Points, 40 Percent

Defense has always been a recipe for success for the Wildcats under John Calipari. The special ingredient: 55 points. UK is a perfect 72-0 under Calipari when holding the opponent to 55 points or fewer, including 8-0 this season. The Wildcats are 168-7 (.960) under Calipari when limiting the opponent to 63 points or less. Kentucky's 61-59 loss to Tennessee in 2017-18 snapped a 60-game winning streak when holding the opponent to 63 or less.

Kentucky has also fared well when it keeps its opponents to less than a 40-percent field-goal clip from the floor. UK is 178-15 (.922) against opponents under Calipari when its field-goal percentage is 40 percent or lower, including 14-0 this season.

This UK team has started to contribute to those stingy defensive numbers (see next section) ...

Defense Making the Difference

After some early-season struggles on the defensive end, this Kentucky team has found the look of John Calipari's past teams: stingy, physical and dominant.

UK's field-goal defense, 3-point defense, steals per game and -- the most important defensive statistic -- points allowed per game have all shown significant improvement over the last 15 games, which has included wins over four Associated Press Top 25 opponents, key road victories and against league foes at or near the top of the SEC standings.

Prior to Mississippi State (43.4 percent) and LSU (42.9), UK held seven of eight opponents to less than 40-percent shooting -- which is almost always a recipe for success for Calipari's teams (see above note). The five straight games was the longest such streak of opponents being limited to 40 percent or less since the 2017-18 team concluded the season on a stretch of six such games.

The Wildcats have held the last three opponents to less than 40 percent and 10 of 14 overall.

Seven of eight opponents (prior to MSU, LSU and UT) had also been limited to 63 points or less, as have the last two foes. The Wildcats delivered Mississippi State (in Rupp), Georgia, Vanderbilt (in Rupp), South Carolina and Auburn (in Rupp) their season-low point totals at the time. That included limiting two straight opponents to 50 points or less (47 to Vanderbilt and 49 to Georgia), the first time that's happened since Feb. 14, 2015 vs. South Carolina (43) and Feb. 17, 2015 against Tennessee (48). Prior to the game at Mississippi State, UK had held five straight opponents to 63 or fewer, the first time that's happened since the 2014-15 team held eight straight teams to 63 or less from Jan. 13-Feb. 7, 2015.

Against Kansas, the Wildcats held the Jayhawks to just 20 points in the paint, their lowest total in two seasons, according to ESPN Stats & Info. Kentucky limited Vanderbilt to 17 second-half points in the teams' first meeting and then limited the Commodores to just 15 first-half points on Jan. 29 in Nashville. It was the fewest first-half points the Cats allowed since UCLA scored seven in the first 20 minutes on Dec. 20, 2014.

UK's defensive numbers over the last 15 games serves as a snapshot of the defensive turnaround:

	Record	Opp. FG%	Opp. 3FG%	Opp. PPG
First 13 games	10-3	42.6	38.4	70.0
Last 15 games	14-1	38.0	32.5	60.5

UK's Record vs. AP Ranked Opponents and as an AP Ranked Opponent Under Cal

Kentucky (RK)	Opponent Rank																									RV	NR	TOTAL	
	1	2	3	4	5	6	7	8	9	10	11	12	13	14	15	16	17	18	19	20	21	22	23	24	25				
1	-	0-1	0-1	1-0	2-0	2-0	-	2-0	1-0	-	0-1	-	-	-	-	2-0	1-0	1-0	-	1-0	3-0	1-0	-	-	-	6-2	46-2	69-7	
2	-	-	-	0-1	1-0	0-1	-	-	-	-	-	1-0	1-0	-	1-0	-	1-0	-	0-1	-	-	-	-	-	-	4-0	23-0	32-3	
3	-	-	-	1-0	-	-	-	-	0-1	-	-	1-0	-	-	-	-	-	-	-	0-1	-	-	-	-	-	1-0	17-0	20-2	
4	-	0-1	-	-	-	-	-	-	-	-	-	-	-	1-0	-	-	-	-	-	-	-	-	-	-	1-0	2-0	8-2	12-3	
5	1-0	-	-	-	-	0-1	-	-	-	1-0	-	-	-	-	-	-	-	-	0-1	-	-	-	-	1-0	-	1-0	9-0	13-2	
6	-	-	-	-	-	-	1-0	1-0	-	0-1	-	-	-	-	-	-	-	-	1-0	-	-	-	-	-	-	1-0	6-0	10-1	
7	-	-	-	0-1	-	-	-	-	-	-	-	-	-	-	-	-	-	-	-	-	-	-	-	-	-	-	4-1	4-2	
8	-	-	-	-	-	-	-	-	1-0	-	-	-	1-0	-	-	-	-	-	-	-	-	-	1-0	-	0-1	2-3	11-0	16-4	
9	-	-	-	-	-	-	-	-	-	-	-	-	-	-	-	-	-	-	-	-	-	-	-	-	-	-	3-2	3-2	
10	-	-	-	-	-	-	-	-	-	-	-	-	0-1	-	-	-	-	-	-	-	-	-	-	-	-	0-3	10-1	10-5	
11	1-0	-	-	-	-	-	1-0	-	0-1	-	-	-	1-0	-	-	-	0-1	-	-	-	-	2-0	-	-	-	-	6-1	11-3	
12	-	-	-	-	-	-	-	-	-	-	-	-	1-0	-	1-0	-	-	-	-	-	-	-	-	-	-	1-0	2-1	5-1	
13	-	-	-	-	-	-	-	-	-	-	-	-	-	-	-	-	-	-	-	-	-	-	-	-	-	-	6-2	6-2	
14	-	-	0-1	-	-	-	-	-	-	-	-	-	-	-	-	-	-	-	-	-	-	-	-	-	-	1-1	7-1	8-3	
15	-	-	-	-	-	-	-	-	-	-	-	1-0	-	-	-	-	-	-	-	-	-	-	-	-	-	1-0	3-0	5-0	
16	-	-	-	-	-	-	-	-	-	-	-	-	-	-	-	1-0	-	-	-	-	-	-	-	-	-	2-0	4-1	7-1	
17	-	-	-	-	-	-	-	-	-	-	-	-	-	-	-	-	-	-	-	-	-	-	1-1	-	-	-	3-2	4-3	
18	-	-	-	-	-	-	-	-	-	-	-	-	-	-	-	-	-	-	-	-	-	-	0-1	-	-	3-2	6-2	9-4	
19	-	-	-	1-0	-	-	-	-	1-0	-	-	-	-	-	-	-	-	-	-	-	-	-	-	-	-	-	2-0	4-0	
20	-	-	-	0-1	-	-	-	-	-	-	-	-	-	-	-	-	-	-	-	-	1-0	-	-	-	-	-	3-1	4-2	
21	-	-	-	-	-	-	-	-	-	-	-	-	-	-	-	-	-	-	-	-	-	-	-	-	-	1-0	2-1	3-1	
22	-	-	-	-	-	-	-	-	-	-	-	1-0	-	-	-	-	-	-	-	-	-	-	-	-	-	1-0	5-1	7-1	
23	-	-	-	-	-	-	-	-	-	-	-	-	-	-	-	-	-	-	-	-	-	-	-	-	0-1	3-0	3-1		
24	-	-	-	-	-	-	-	-	-	-	-	-	-	0-1	-	-	-	-	-	-	-	-	-	-	-	0-1	0-2	1-3	
25	0-1	-	-	-	-	-	0-1	-	-	-	-	-	-	-	-	-	-	-	-	-	-	-	-	-	-	-	1-1	1-3	
RV	0-1	1-0	-	-	1-0	-	2-0	-	-	0-1	-	1-0	1-0	-	-	-	0-1	-	-	-	-	-	-	-	-	-	-	6-3	6-3
NR	-	-	-	0-1	-	-	-	-	-	-	1-0	-	-	-	1-0	-	-	-	-	-	-	-	-	-	-	-	-	2-1	2-1
TOTAL	2-2	1-2	0-2	3-4	4-1	2-1	4-1	3-0	3-2	1-2	1-1	4-0	5-0	2-1	1-1	4-0	3-0	1-2	1-2	1-1	4-0	4-0	1-2	1-1	1-0	Total	274-62	57-28	



Points Per Possession

Game	Off. PPP	Def. PPP
vs. Duke	1.02	1.44
SOUTHERN ILLINOIS	1.04	0.87
NORTH DAKOTA	1.35	0.82
VMI	1.31	1.17
WINTHROP	1.10	0.94
TENNESSEE STATE	1.07	0.86
MONMOUTH	1.30	0.64
UNC GREENSBORO	1.10	0.86
vs. Seton Hall	1.06	1.08
UTAH	1.40	0.97
vs. North Carolina	0.96	0.87
at Louisville	1.15	0.94
at Alabama	0.96	0.99
TEXAS A&M	1.16	1.01
VANDERBILT	1.00	0.84
at Georgia	1.06	0.75
at Auburn	1.19	1.16
MISSISSIPPI STATE	1.09	0.79
KANSAS	1.04	0.93
at Vanderbilt	1.32	0.79
at Florida	1.03	0.86
SOUTH CAROLINA	1.12	0.71
at Mississippi State	1.13	1.06
LSU	1.09	1.12
TENNESSEE	1.26	1.01
at Missouri	1.12	0.98
AUBURN	1.27	0.84
ARKANSAS	1.09	1.03
at Tennessee		
at Ole Miss		
FLORIDA		

Overall

UK offensive high - 1.40 vs. UTAH
 UK offensive low - 0.96, twice, last at Alabama
 Kentucky SEC offensive high - 1.32 at Vanderbilt
 Kentucky SEC offensive low - 0.96 at Alabama
 Kentucky postseason high -
 Kentucky postseason low -
 Opponent offensive high - 1.44 vs. Duke
 Opponent offensive low - 0.64 vs. MONMOUTH
 Opponent SEC offensive high - 1.16 at Auburn
 Opponent SEC offensive low - 0.71 S. CAROLINA
 Opponent postseason high -
 Opponent postseason low -

Clutch Free Throws

Free-throw totals during a single-digit game with 5:00 to play or OT:

Player	FTs (Pct.)
Quade Green	4-4 (1.000)
Tyler Herro	10-11 (.909)
Immanuel Quickley	11-13 (.846)
Keldon Johnson	11-14 (.786)
Reid Travis	5-7 (.714)
Ashton Hagans	12-17 (.706)
PJ Washington	15-24 (.625)
Nick Richards	1-2 (.500)
EJ Montgomery	0-1 (.000)
Kentucky	69-93 (.742)

S-E-C! S-E-C! S-E-C!

Kentucky has the unquestionable reputation as the league's gold standard. Since the SEC's inception in 1932-33, the Wildcats have been the most dominant team in the league, recording a 995-280 mark (.780) in regular-season conference play. Only two other teams have won more than 700 regular-season SEC games (Alabama and Tennessee), and no other team has a better winning percentage.

- Kentucky has averaged 11.6 wins and only 3.3 losses per season in 85 seasons in the SEC
- UK has won 48 SEC titles and 31 SEC Tournament championships
- The Wildcats have won 16 of the last 26 SEC Tournament titles
- Kentucky has won at least a share of five of the last nine SEC regular-season championships under head coach John Calipari
- UK has played in the championship game of the SEC Tournament in eight of Calipari's nine seasons, winning the tournament six times, including each of the last four
- Eight teams made the 2018 NCAA Tournament field, the second most of any league in the country and a new conference record. The league went 8-8
- Three teams from the SEC rank in the top 15 of the Feb. 25 Associated Press Top 25 with another two teams receiving votes. In mid-January, the SEC had six teams in the AP Top 25, the most since the league had six on Jan. 21, 2003
- Seven SEC schools rank in the top 40 of the NCAA's Feb. 27 NET rankings
- The SEC's .747 winning percentage entering league play was its second-best winning percentage in the last 10 years, behind only last season's .763 mark

And the Award Goes to ... Kentucky

As John Calipari's team has dominated the Southeastern Conference during his tenure, so too have his players.

A UK player has been named one of the weekly winners a league-leading nine times with PJ Washington winning SEC Player of the Week twice. Keldon Johnson has won Freshman of the Week three times while Tyler Herro and Ashton Hagans have each won it twice.

Kentucky has won more weekly SEC honors (98) than any other school during the Calipari era, including 78 SEC Freshman of the Week honors and 20 SEC Player of the Week awards.

When Washington won SEC Player of the Week last week, he became the first Wildcat to win the award twice in one season since Tyler Ulis won it two times during his 2015-16 SEC Player of the Year season. Washington is the fourth player in the Calipari era to win it multiple times in a season, joining Ulis, Julius Randle (2013-14) and Anthony Davis (2011-12).

Hagans Puts Defense First

Ultimately the game of basketball is about who can score the most points, but if John Calipari was to write down some of the most important things that affect a basketball game, scoring would not be near the top of the list.

No player has had a bigger impact than Ashton Hagans doing the "other" things, especially defensively. Embracing his role as a defensive stopper, he has underscored the notion that there are other ways to affect the game than just scoring the ball.

Consider this: He's averaging 7.6 points on the season, but he's been one of the most important players in Kentucky's recent tear because of his defensive talents. Take, for example, the North Carolina win. Hagans scored seven points, but his fingerprints were all over the outcome, especially on the defensive end, where he tied a school record with eight steals (previously set by Wayne Turner on Nov. 24, 1997, vs. George Washington and Rajon Rondo on Feb. 19, 2005, vs. Mississippi State).

UNC head coach and Hall of Famer Roy Williams said it best: "Ashton Hagans is 2 for 6, seven points, and I thought in some ways he was more dominating in the game than anybody."

In some ways, it was reminiscent of Anthony Davis' 2012 national championship game performance. In that game, Davis made just 1 of 10 shots but was the most dominant player on the floor because of what he did defensively. He blocked six shots, came up with three steals and grabbed 16 rebounds en route to Final Four Most Outstanding Player honors.

Hagans' 1.9 steals per game is ranked third in the Southeastern Conference and sixth nationally among all freshmen.

Prior to a two-steal night against Mississippi State at home, Hagans had corralled at least three steals in seven straight games. He's the only player in school history with such a streak (since steals became an official NCAA statistic in 1985-86). According to STATS, he was the first major-conference freshman with three or more steals

in seven or more straight games since Wake Forest's Chris Paul did it 10 straight games in the 2003-04 season.

He has some catching up to do but Hagans has at least entered himself in the conversation for one of the best seasons in program history for steals. Rajon Rondo owns the record with 87 steals in 2004-05. Hagans has 54 to this point, which is already tied for fourth for a freshman.

His defensive effort has not gone unnoticed. He's one of 10 semifinalists for the Naismith National Defensive Player of the Year, as awarded by the Atlanta Tipoff Club. He's one of just three freshmen and one of two SEC players among the semifinalists.

And it's worth noting that as Hagans' defensive stock has been on the rise, his offensive numbers have followed. He's scored seven or more points in 15 of the last 22 games, including back-to-back-to-back career-high scoring days vs. Louisville (11), Alabama (12) and Texas A&M (18), followed by a 15-point effort vs. Vanderbilt. Hagans then topped it with a career-high 23-point effort in his homecoming on the road at Georgia.

In addition to his scoring output, he's also dished out three or more assists in 20 of the last 22 games and became the first UK player since Tyler Ulis in 2015-16 to register four straight games with six or more assists in games against No. 14/12 Auburn, No. 22/22 Mississippi State, No. 9/10 Kansas and at Vanderbilt. Ulis had a stretch of eight straight games with six or more assists.

Travis a Finalist for Senior CLASS Award

Reid Travis is one of 10 finalists for the Senior CLASS Award. Honoring student-athletes who excel both on and off the court, the candidates must be classified as an NCAA Division I senior and have notable achievements in four areas of excellence in community, classroom, character and competition to be eligible for the award.

An acronym for Celebrating Loyalty and Achievement for Staying in School, the Senior CLASS Award focuses on the total student-athlete and encourages students to use their platform in athletics to make a positive impact as leaders in their communities.

Travis is on the official ballot for a nationwide vote from fans, coaches and media. The winner will be announced during the 2019 NCAA Men's Final Four in Minneapolis in April.

Travis graduated from Stanford University in June with a degree in science, technology and society before transferring to Kentucky as a graduate student this summer. He is enrolled in UK's master's program in health promotion with an emphasis in sport leadership. Travis is intrigued by career aspirations in technology entrepreneurship after his time in Silicon Valley.

While at Stanford, he served the Ronald McDonald house once a month, interacting with families and serving dinner. The Cardinal became close with one particular patient, Ty from Lake Tahoe, and the squad adopted him as a member of their team. Ty spent time at practices and games while getting treatment at Stanford. Additionally, Travis has been a mainstay as a volunteer alongside his mom, Jacqueline, at their hometown church in Minneapolis. He's assisted her with setups and the organization of various meals and mass preparation.

While at Kentucky, he helps oversee the execution of UK's God's Pantry initiative as a part of his "Good Deeds" project. He is a part of the organization of stuffing bagged lunches and deliveries to local elementary schools. The entire team participated in Samaritan's Feet in the Bahamas and worked with the Salvation Army at Thanksgiving.

On the court, he is a two-time First Team All-Pac 12 selection. He was named to the National Association of Basketball Coaches All-District First Team and the U.S. Basketball Writers Association All-District team a season ago. Travis capped his career with the Cardinal having become one of just three players in program history to amass at least 1,400 career points and 700 rebounds in fewer than 100 games played. He ranked third in the Pac-12 in both scoring (19.5 points per game) and rebounding (8.7 rebounds per game) while scoring in double-figures in all but one game.

This season, Travis is averaging 11.3 points and 6.9 rebounds per game for the 22-4 Wildcats. He's connecting on 51.6 percent of his field goals and 73.0 percent of his free throws. He's blocked 20 shots, already the most he's had in a single season during his career.

Travis has been at his best against the best. He's averaging 14.6 points and a team-best 8.9 rebounds in Kentucky's seven games vs. Associated Press Top 25 opponents.

John Calipari called him the "difference maker" in the win vs. top-ranked Tennessee.

"You can say what you want, but he was a beast against another beast," Calipari said of Travis' physicality. "Like, it negated that (from Tennessee). You're not going to dominate us."



NOTES

Keep a Watchful Eye on These Cats

Stocked full of some of the nation's top talent, a handful of Wildcats are on a number of national watch lists.

- Ashton Hagans - Naismith National Defensive Player of the Year semifinalist
- Tyler Herro - Jerry West Award preseason (Naismith Memorial Basketball Hall of Fame's best shooting guard)
- Keldon Johnson - John R. Wooden Award preseason and midseason (Los Angeles Athletic Club National Player of the Year), Citizen Naismith Trophy preseason (Atlanta Tipoff Club NPOY), Julius Erving Award preseason and midseason (HOF's best small forward)
- Nick Richards - Kareem Abdul-Jabbar Award preseason (HOF's best center)
- PJ Washington - National Association of Basketball Coaches Division I Player of the Year, John R. Wooden Award, Citizen Naismith Trophy preseason and midseason, Karl Malone Award preseason and midseason (HOF's best power forward)
- Reid Travis - Lute Olson Award, NABC Division I Player of the Year, John R. Wooden Award preseason, Citizen Naismith Trophy preseason, Karl Malone Award (HOF's best power forward), Senior CLASS Award

Johnson Relishes Big Stage

If you've watched Kentucky in some of its biggest games of the season, chances are you've noticed Keldon Johnson making a major impact.

Whether it's scoring the ball, making a timely 3 or lifting the Wildcats with his emotion, he's usually at the center of the big stage.

Johnson is averaging a team-best 17.6 points per game on 55.7-percent shooting and 50.0 percent from behind the arc, in addition to 4.9 rebounds per game, in UK's seven matchups with Associated Press Top 25 foes. That includes a 19-point outing in the win over top-ranked Tennessee.

He's what they call a "gamer."

But Johnson's ability to step up when needed doesn't just pertain to matchups vs. AP Top 25 opponents. Take, for instance, the first half of the season. As Kentucky searched for an identity, Johnson was UK's most consistent scorer.

He scored in double figures in 13 of the Wildcats' first 14 games, including four games of 20 or more points during that stretch.

Johnson's scoring average (13.6) has gone down since as PJ Washington and Tyler Herro have emerged, but Johnson is still making a significant impact, if for nothing else because of his efficiency.

He's making 47.1 percent from a guard position and he's become one of Kentucky's most consistent 3-point shooters with a 39.1-percent clip. Johnson is second on the team with 36 3-pointers, and UK is 5-0 this season when he makes at least three 3-pointers in a game.

Through games on Feb. 26, Johnson is the only freshman in the country averaging at least 13.0 points per game, shooting at least 47 percent from the field, at least 39 percent from 3-point range and made at least 30 3s.

Johnson is also averaging 5.7 rebounds per game, including a monster day on the boards when -- again -- Kentucky needed him most. Without forward Reid Travis down low (sprained right knee), Johnson stepped up his game on the glass with a career-high 17 boards, the most by a Wildcat in a Southeastern Conference game under John Calipari against Auburn.

Cats Cleaning the Glass

Although this Kentucky team isn't quite as long in the frontcourt as some of John Calipari's more recent teams, it has rebounded the ball in dominating fashion this season and the proof is in the numbers.

Kentucky is third in the nation in rebounding margin with a plus-9.7 margin and has outrebounded its opponents in 22 of 28 games. UK is 20-2 in those games.

UK has corralled 336 offensive rebounds on the season compared to just 264 for its opponents. The Cats have hauled in double-digit offensive rebounds in 18 of 28 games.

That rate has propelled the Wildcats to fourth in KenPom.com's rankings for offensive rebounding percentage at 37.9 percent (through games on Feb. 26). The advantage on the offensive glass has enabled the Wildcats to average 11.7 second-chance points per game.

Prior to the Utah game, Kentucky had outrebounded eight consecutive opponents by a combined 138 rebounds, an average of plus-17.3 per game. It was the best eight-game stretch under Calipari.

Three Wildcats are averaging 5.7 rebounds or more per game, but sophomore PJ Washington has led the way with 7.8 boards per game. He's grabbed seven or more rebounds in 18 games with seven double-figure games (all resulting in double-doubles).

Washington grabbed a career-high 18 boards in the win over VMI with seven offensive boards and 11 on the defensive end.

The remarkable thing is Washington's 18-rebound game isn't even the best of the season. Against Southern Illinois, Nick Richards gobbled up a career-high 19 rebounds -- exactly what SIU totaled as a team -- to help lift Kentucky to a plus-29 margin on the boards. According to Big Blue History, a comprehensive fan website, it's the first time in school history a UK player has recorded as many rebounds as the opponent.

Richards had nine boards on the offensive end vs. SIU -- tied for the most in the Calipari era -- and 10 on the defensive end. The 19 total boards were the most by a Wildcat since Michael Kidd-Gilchrist had 19 in a win over Louisville on Dec. 31, 2011.

When Keldon Johnson grabbed 17 rebounds vs. Auburn at home, Kentucky became just the second team in college basketball this season to have three different players grab at least 17 rebounds in a game this season, according to STATS. It's happened just five times since the 1996-97 season.

Johnson's 17 rebounds were the most by a Wildcat in a Southeastern Conference game in the Calipari era.

Cats Not Counting on the Long Ball

While Kentucky has struggled to defend the 3, it hasn't relied on it offensively even though John Calipari thinks this team has the chance to be the best 3-point shooting team he's coached at Kentucky.

UK is generating just 24.2 percent of its points from 3-pointers, ranked 334th in the country, according to KenPom.com (through games on Feb. 26). Although Calipari believes this is one of his best 3-pointer shooting teams, he's also called this more of a post-up team, and the numbers show it, as UK is taking just 17.4 3-point attempts per game.

But, it should be noted that while the numbers are low compared to the rest of the country, they're about the norm for Calipari's past Kentucky teams. There's an old expression in basketball that you live by the 3 or die by the 3, but UK has generally done neither under Calipari.

In fact, the Wildcats' 3-point field-goal attempt percentage of 30.9 percent is about average for Calipari's previous Kentucky teams, as is the make percentage of .362 (see numbers below).

Calipari would like to see his teams take between 20 to 24 3-point attempts per game, which UK has done seven times this season.

Year	Pct. of Attempts that were 3s	3-Point FG Pct.
2009-10:	.313	.331 (lowest)
2010-11:	.324 (highest)	.397 (highest)
2011-12:	.265	.378
2012-13:	.293	.346
2013-14:	.276	.332
2014-15:	.271	.349
2015-16:	.310	.366
2016-17:	.316	.353
2017-18:	.258 (lowest)	.357
2018-19:	.309	.362

UK's 3-Point Defense Returning to the Norm

John Calipari-coached teams are typically among the best in the country at defending the 3-point shot.

Dating back to 2008-09 (the first season the NCAA has 3-point field-goal percentage defense statistics readily available), Calipari's last 10 teams (including his 2008-09 Memphis squad) have ranked in the top 100 in all but one season in 3-point field-goal percentage defense. Three of those have ranked in the top 10 and not a single team allowed opponents to shoot better than 32.6 percent from behind the arc.

As a matter of fact, if one factors in Calipari's teams at UK, Memphis and UMass, only two teams have ever allowed the opposition to shoot better than 35.0 percent for a season and 14 of his prior 26 teams limited the opposition to 32.0 percent or less.

It was a different story for the early part of the season.

Punctuated by VMI's historic 3-point display in the middle of November, a performance that included 19 3-pointers -- the most ever by a Kentucky opponent -- and 10 by Bubba Parham, opponents were lighting up UK from deep in the nonconference season.

Winthrop followed the historic VMI performance with 13-pointers of its own, and after a three-game improvement vs. Tennessee State, Monmouth and UNC Greensboro, Seton Hall hit 11. Seven Kentucky opponents have hit 10 or more 3-pointers this season.

However, the Wildcats have made major improvements. UK's 3-point field-goal percentage defense is down to 35.2 percent, and although Kentucky's opponents are still averaging 7.9

2018-19 Lineup Comparison

A breakdown of Kentucky's most used lineups, including a breakdown of each lineup's +/- statistics:

Most Frequent Lineups	Total Minutes	Points For	Points Against	+/-	+/- per 40 min.
Hagans, Johnson, Herro, Travis, Washington	260:24	555	474	+81	+12.44
Johnson, Herro, Travis, Washington, Quickley	71:41	129	103	+26	+14.51
Hagans, Johnson, Herro, Washington, Richards	56:52	126	88	+38	+26.73
Hagans, Johnson, Herro, Travis, Montgomery	45:43	78	83	-5	-4.37
Hagans, Johnson, Herro, Washington, Montgomery	37:22	65	51	+14	+14.99
Johnson, Herro, Washington, Richards, Quickley	33:26	65	44	+21	+25.12
Johnson, Herro, Travis, Quickley, Montgomery	29:09	70	44	+26	+35.68
Hagans, Herro, Travis, Washington, Baker	25:24	53	41	+12	+18.90
Hagans, Herro, Travis, Washington, Quickley	25:11	44	40	+4	+6.35
Johnson, Herro, Travis, Richards, Quickley	23:31	48	48	+0	+0.00



3-point makes a game, it's far better than where the number was hovering in December.

The improvements have come in Southeastern Conference play, where opponents are making just 32.8 percent from behind the arc.

Although seven Kentucky opponents have hit 10 or more 3-pointers vs. UK this season, it's only happened three times in the last 19 games after happening four times in the first nine. As a matter of fact, eight of the last 14 opponents have hit seven or fewer 3-pointers.

Taking Advantage of Free Points

One of Kentucky's strengths this season has been its success at the free-throw line. UK is earning 22.7 percent of its points at the charity stripe and connecting at a 74.4-percent rate. Kentucky's free-throw rate is ranked 18th in the country, according to KenPom.com (through games on Feb. 26), while its make percentage is 46th in the nation.

Five players are shooting 73.0 percent or better, led by freshman Tyler Herro's 93.2 percent (Herro has made 52 of his last 53 foul shots).

Kentucky's strong performance at the line isn't relegated to its success rate of makes, but also the frequency in which the Cats are getting to the line and the number of makes per game. Through 28 games, Kentucky is traveling to the line an average of 23.8 times a game. The Wildcats are making an average of 17.7 a game. The opposition is averaging 10.5 makes on an average of 15.2 trips a game.

John Calipari's best free-throw shooting team at Kentucky shot 72.6 percent in 2014-15. The 2013-14 squad averaged the most trips (28.7) and makes (19.5) per game under Calipari's tutelage. UK's current free-throw percentage of .744 would be the highest since the 2008-09 team shot at a 77.3-percent clip.

Always Efficient

According to Ken Pomeroy's calculations on kenpom.com, UK's teams under John Calipari have consistently ranked among the most efficient teams in the country per possession.

Year	Offense (Rank)	Defense (Rank)	Overall
2019	118.1 (12)	89.9 (9)	6th
2018	115.8 (24)	95.4 (22)	17th
2017	119.1 (12)	91.4 (7)	4th
2016	120.4 (5)	98.0 (53)	6th
2015	119.3 (5)	86.5 (2)	1st
2014	117.6 (10)	96.9 (41)	11th
2013	108.8 (42)	99.1 (129)	42nd
2012	122.9 (2)	88.2 (9)	1st
2011	118.1 (7)	90.4 (15)	6th
2010	116.1 (15)	86.2 (6)	3rd

through games on Feb. 26

Cats Deliver the Knockout Punch

UK is 256-5 (.981) in the John Calipari era when leading by at least 10 points at any time in the contest.

When Kentucky failed to put away South Carolina in 2017-18 after leading by as many as 14 points in the second half, it was the first time the Wildcats let a double-digit lead wind up in a loss since losing two such games in the 2015-16 campaign.

UK also gave away two double-digit leads during the 2012-13 season. Four of the five losses have been to conference opponents.

Perhaps most impressive of all is that 71.1 percent of games Calipari has coached in at Kentucky have produced 10-point leads at some point during the game for UK. The Wildcats have led by 10 points or more in a whopping 85.6 percent of Calipari's 299 career wins at Kentucky.

Taking Care of Business

Kentucky's 57-28 record vs. opponents ranked in the Associated Press Top 25 in John Calipari's tenure is impressive, but the Wildcats' ability to beat all-comers can't be overlooked. Under Calipari, UK is 242-40 vs. unranked competition, an .858 winning percentage.

Bounce Back

The Wildcats don't lose very often during the John Calipari era, but when they do, they almost always bounce back. UK improved to 48-12 under Calipari following its loss to LSU with a win over Tennessee.

The Wildcats have only lost back-to-back games 12 times during the Calipari era with three of those losses having come during a four-game losing streak from Feb. 3-14, 2018. That was the first four-game losing streak under Calipari.

Previously, the last time UK lost four games in a row was in February 2009, when the Wildcats dropped four straight games to end the regular season. It's the first time Calipari had lost four straight since the end of the 2004-05 season at Memphis.

National Domination

It took 117 seasons of basketball to do, but Kentucky has finally pulled off the rare and impressive feat of having defeated a team from all 50 states in the country.

North Dakota was the lone state from which the Wildcats had never played an opponent (nor, obviously, beaten one). UK finally had the opportunity in November and took care of business with a 96-58 win.

North Dakota is one of five states UK has played only once, the other four being Delaware, New Mexico, South Dakota and Vermont.

Tennessee -- not Kentucky -- is the state that UK has played more games, won more contests and dropped more matchups against than any other state because of Southeastern Conference rivals Tennessee and Vanderbilt.

Forever Young

When PJ Washington, Quade Green (who has now transferred) and Nick Richards, three key pieces on the 2017-18 Southeastern Conference Tournament championship team, decided to return for their sophomore seasons, it marked a big boost in returning talent.

The trio accounted for 2,224 minutes, 905 points, 434 rebounds, 157 assists and 64 blocks a season ago. They combined for 80 starts in 2017-18. That's a lot by the John Calipari era standard.

As a matter of fact, throw in the returning reserves Brad Calipari and Jonny David and UK returned its highest percentage of minutes (33.1 percent), points (32.0 percent) and rebounds (30.6) since the 2014-15 team that went 38-1 and advanced to the Final Four. And that's not even factoring in a graduate transfer (Reid Travis) with more than 100 career starts.

But, to call this team experienced would be inaccurate -- at least according to Ken Pomeroy's experience rankings.

A year after checking in with the least amount of experience in the history of the KenPom.com rankings, UK is near the bottom once again.

Through 28 games of the season, Kentucky ranks 351 out of 353 teams in terms of experience with an average age of 0.62 years. It's the least experienced Power 5 team in the country, according to KenPom.

And according to one NCAA survey, UK is one of just 16 schools with one or fewer scholarship players that are seniors or graduate transfers. That same survey revealed that Kentucky is tied nationally for the second-most players who are sophomores or younger on scholarship. Furthermore, Kentucky's roster is made up of 58 percent of its players who are redshirt freshman or younger. Only South Dakota (62 percent) and Wyoming (69 percent) have more youth according to a February survey.

Having said all that, it does rank as one of Calipari's most experienced teams at Kentucky, and that's important. Every team but one in the Calipari era has made the NCAA Tournament, but Calipari's best teams have always combined young talent with a few returning pieces.

The 2009-10 squad with John Wall and DeMarcus Cousins had veteran Patrick Patterson. The 2010-11 Final Four team had DeAndre Liggins and Josh Harrellson. The 2011-12 national championship team boasted three key returners in Terrence Jones, Doron Lamb and Darius Miller. The 2013-14 national runner-up squad featured Alex Poythress and Willie Cauley-Stein. And then the 2014-15 team that nearly ran the table had both Poythress and Cauley-Stein back again in addition to Andrew and Aaron Harrison and Dakari Johnson.

Kentucky Picked to Win 49th SEC Title

With a mix of seasoned veterans and another crop of talented newcomers, Kentucky will once again be the hunted. Of course that's the same mantra every season, but a select panel of media confirmed the standard for 2018-19 when it voted the Wildcats to win their sixth regular-season title under 10th-year head coach John Calipari.

Should Kentucky achieve the feat, it would mark the program's 49th overall regular-season title.

It's the 14th time since the 1998-99 season the Wildcats are the overall preseason favorite. Calipari has directed his teams to regular-season SEC crowns in 2010, 2012, 2015, 2016 and 2017. Kentucky has claimed the SEC Tournament title in each of the last four seasons and six in all, winning in 2010, 2011, 2015, 2016, 2017 and 2018.

Each school selected media members that cover their team and additional media from across the nation were selected by the conference office to comprise the voting panel. Points were compiled on a 14-13-12-11-10-9-8-7-6-5-4-3-2-1 basis. Each media member also voted for two All-SEC teams.

Travis, Washington Tabbed Preseason All-SEC

In a league as talented as it's ever been, Reid Travis and PJ Washington were tabbed preseason All-Southeastern Conference picks by both the league's coaches and the league's media.

Travis and Washington were both picked to the first team by the league's coaches. Travis was tabbed a first-team selection by the media while Washington was picked for the second team. Both players, along with Keldon Johnson, received at least one vote for the preseason pick for SEC Player of the Year by the media.

Kentucky has featured at least one player on the coaches' final All-SEC First Team since the 2006-07 season.

Calipari Redshirting for 2018-19

Junior Brad Calipari plans to redshirt for the 2018-19 season. If he doesn't play this season, he will have two seasons of eligibility remaining. He will continue to practice and travel with the team.

The two-time Southeastern Conference Academic Honor Roll member is on track to graduate in three years with a degree in communication. After that he plans to pursue graduate school.

Calipari has played in 27 career games in his first two seasons as a Wildcat and has recorded 11 points and five rebounds. He played in five of UK's six exhibition games in the preseason, totaling three points, three rebounds and two assists in 40 minutes. He played eight minutes vs. Transylvania but did not appear in the final tune-up against Indiana University of Pennsylvania.

Best in the Bluegrass

Kentucky has been dominant against teams in the state under John Calipari. Kentucky is 17-2 against in-state foes with Calipari at the helm.

The mark also includes a 10-2 mark vs. Louisville. Two of the victories over the Cardinals came in postseason play. UK had its four-game winning streak snapped in 2016-17 but has won all five meetings played in Rupp Arena, including a 29-point blowout in 2017-18, the third-biggest margin of victory in the history of the series. Louisville's two wins have come by a combined six points.

Here's a list of the meetings between the state's two premier programs since Calipari took over at UK:



NOTES

- Jan. 2, 2010 - UK won 71-62 at Rupp Arena
- Dec. 31, 2010 - UK won 78-63 at the KFC Yum! Center
- Dec. 31, 2011 - UK won 69-62 at Rupp Arena
- March 31, 2012 - UK won 69-61 at the Superdome (NCAA Final Four in New Orleans)
- Dec. 29, 2012 - Louisville won 80-77 at the KFC Yum! Center
- Dec. 28, 2013 - UK won 73-66 at Rupp Arena
- March 28, 2014 - UK won 74-69 at Lucas Oil Stadium (NCAA Sweet 16 in Indianapolis)
- Dec. 27, 2014 - UK won 58-50 at the KFC Yum! Center
- Dec. 26, 2015 - UK won 75-73 at Rupp Arena
- Dec. 21, 2016 - Louisville won 73-70 at the KFC Yum! Center
- Dec. 29, 2017 - UK won 90-61 at Rupp Arena
- Dec. 29, 2018 - UK won 71-58 at the KFC Yum! Center

Kentucky Signs Allen, Maxey

The first two dominoes of what expects to be another stellar Kentucky recruiting class fell this week with the official commitments of highly coveted prospects Tyrese Maxey and Don-taie Allen.

Both signed national letters of intent during the fall signing period and will be eligible to play for Kentucky starting with the 2019-20 season.

Maxey is a consensus top-10 player and a five-star prospect. Allen was a fast-riser in the recruiting rankings this summer and is a four-star prospect.

In every season in the Calipari era, the Wildcats have signed a top-three recruiting class according to the Recruiting Services Consensus Index, which tallies major recruiting rankings and plugs them into a formula to calculate a consensus ranking.

UK can only comment on prospective student-athletes who have signed official paperwork to play at Kentucky.

- Allen - At 6-foot-6, 200 pounds, Allen is a wing player by definition because of his ability to play both the guard and forward positions. His ability to shoot and handle the ball bodes well for where the game is trending towards, but he'll also pose matchup problems for smaller defenders because of his athleticism and size. He dominated the Kentucky high school scene during his junior season, averaging 31.8 points and 11.4 rebounds for Pendleton. He shot 59.1 percent from the floor and 39.6 percent from 3-point range. He's ranked as high as No. 54 by Rivals. He's the first player from the state of Kentucky to sign a national letter of intent with UK since Dominique Hawkins and Derek Willis, who were both part of the class of 2013 (current freshman Zan Payne joined the team as a walk-on in the spring and did not sign an NLI)
- Maxey - A combo guard out of Garland, Texas, Maxey is a gifted scorer. He averaged 22.5 points, 7.0 rebounds, 3.1 assists and 2.3 steals per game last season while leading South Garland High School to the state semifinals. He was one of the leading scorers on the Nike summer circuit this past season. At 6-foot-4, 185 pounds, Maxey can play both guard positions because of his ability to put the ball in the basket, but he projects as a lead guard at the next level. Maxey is ranked as high as No. 7 overall by ESPN and No. 9 by Rivals. 247 Sports tabs him as the 10th-best overall player in his class. Perhaps his crowning prep achievement to this point was leading USA Basketball to a gold medal at the 2018 FIBA Americas Championship. With Maxey's contributions, Team USA posted a 6-0 record in St. Catharines, Canada. Maxey averaged 8.8 points and 2.0 rebounds during the run

Maxey Chosen for All-Star Games

Kentucky signee Tyrese Maxey will continue the long-standing tradition of representing the Wildcats during the all-star circuits best games. He will appear in the McDonald's All American Game on March 27 in Atlanta and the Nike Hoop Summit Game on April 12 in Portland, Oregon.

Joining an elite list that features some of the greatest players to play for Kentucky, Maxey will suit up for the west team in the 42nd edition of the McDonald's All American Game. Tipoff is set for 7 p.m. ET and it will air live on ESPN2.

With Maxey's selection, UK has signed 34 players during the John Calipari era who have been named to the prestigious high school event, more than any other school in the country during that time period. Kentucky can only publicize recruits who have signed letters of intent with the University of Kentucky. Multiple players from each of Calipari's signing classes have been tabbed McDonald's All Americans, including five each in 2013 and 2017.

Kentucky has signed 66 McDonald's All Americans since the team began in 1977, including current Wildcats Keldon Johnson (2018), EJ Montgomery (2018), Immanuel Quickley (2018), Nick Richards (2017) and PJ Washington (2017). Graduate transfer Reid Travis was also a McDonald's All American in 2014, although he did not sign with UK out of high school.

In the Nike Hoop Summit, Maxey will represent Team USA. Since Calipari's arrival, 29 total players have been selected for the Nike Hoop Summit.

UK Led Nation with 31 Players on NBA Opening-Day Rosters

Every year the numbers gets bigger and wilder, but the bottom line remains the same: No school can match the Kentucky men's basketball team's ability to develop players and put them in the NBA.

A whopping 31 players on NBA opening-day rosters (including two-way, inactive and suspension lists) played and finished their college basketball careers at the University of Kentucky, the nation's most prolific NBA player-producing program in the country. UK's 31 players were once again the most of any college basketball program, beating the next-closest school (Duke with 25) by six players.

Of the 31 players in the NBA to start the 2018-19 season, 6.3 percent played and finished their college basketball careers at UK. There are actually fewer teams without a Wildcat (11) than there are NBA teams featuring Wildcats (19).

John Calipari coached 29 of the 31 Wildcats that were on an opening-day NBA rosters. With Tyreke Evans (Indianapolis Pacers) and Derrick Rose (Minnesota Timberwolves), who played for Calipari at Memphis, Calipari has coached 31 players on 2018-19 opening-day rosters.

Using figures compiled by basketball-reference.com and spotrac.com, Calipari-coached players only (which includes Rose and Evans but not Meeks or Rondo) have amassed nearly \$1.9 billion in career NBA contracts (\$1.87 billion). In the nine seasons Calipari has been the head coach at Kentucky, his players have totaled more than \$1.5 billion in NBA contracts.

In just the 2018-19 season alone, UK players are slated to make almost \$190 million. Calipari-coached players only (which includes Rose and Evans but not Meeks or Rondo) will make nearly \$195 million.

Among the most noteworthy performances of the season so far:

- De'Aaron Fox not only posted his first career triple-double on Nov. 1, he became the youngest player in league history to record 30 or more points, 15 or more assists, and 10 or more rebounds in a game. He joined LeBron James as the only players in NBA history to record 30-point triple-doubles before their 21st birthday
- Devin Booker hit the game-winning shot at the buzzer vs. the Memphis Grizzlies on Nov. 4
- Enes Kanter became the first Knick since 1970-71 to record 20 points and 20 rebounds off the bench with his 23-point, 24-rebound effort vs. the Bulls on Nov. 5
- Jamal Murray just missed out on becoming the eighth former Calipari player to score 50 or more points in a game with a career-high 48 points vs. the Celtics on Nov. 5
- Julius Randle recorded a triple-double vs. the San Antonio Spurs on Nov. 19. In the process, he became just the fourth player in NBA history to record a triple-double in 25 minutes or less
- Anthony Davis reached 10,000 points on Nov. 21, becoming the eighth-youngest player to do so
- Kanter recorded his fourth career 20-20 game as a Knick on Nov. 25. He's one of eight players to have done it four times with the Knicks
- Kevin Knox scored 26 points off the bench on Dec. 1 to become the youngest player in franchise history to score 20 or more points
- On Dec. 9, Knox joined LeBron James as just the second player in NBA history with at least 25 points and 15 rebounds as a teenager. He also became just the second Knicks rookie over the last 35 years with 25 points and 15 rebounds in a game
- Davis tallied his 15th career 40-point, 15-rebound effort on Dec. 10. Only Shaquille O'Neal (19) has more over the last 35 years in the NBA
- On Dec. 16, John Wall became the second player in Washington's history to have multiple career games with 40 or more points and 10 or more assists
- On Jan. 3, Knox was named the Eastern Conference Rookie of the Month for his play during the month of December. He led the conference's rookies in scoring (17.1 ppg), 3-pointers (33), was second in rebounding (6.0 rpg) and led all rookies in minutes (34.9 mpg). He's the sixth different former UK player to win a Rookie of the Month honor
- Murray scored 34 of his 36 points in the second half on Jan. 3 in a win over the Kings. It was the most points scored in a half by a Nuggets player since Carmelo Anthony had 36 in the second half vs. Minnesota on Dec. 10, 2008
- On Jan. 8, Noel charted his 20th consecutive game with at least one block, marking the longest such streak in the NBA this season
- Karl-Anthony Towns posted monster numbers on Jan. 12 vs. the Pelicans, recording 27 points, a career-high 27 rebounds and four blocks. According to the Timberwolves, he's one of just five players in NBA history to post those numbers or better
- Davis recorded his 10th 45-point, 15-rebound game on Jan. 14. He's the only player since at least 1983 to have 10 or more, according to Basketball Reference
- Knox became the sixth-youngest player in NBA history to score 30 or more points in a game on Jan. 14. Booker is among those top six
- DeMarcus Cousins made his much-anticipated return from an achilles tear a year earlier with 14 points, six rebounds and three assists in 15 minutes on Jan. 18
- With 27 points against the Blazers on Jan. 24, Booker became the fifth-youngest player to register 5,000 career points. Only LeBron James, Kevin Durant, Carmelo Anthony and Dwight Howard did it faster
- On Feb. 4, Fox recorded his fifth 20-5-5 game of the season. According to Basketball Reference, since 1983 only two Kings players (Lionel Simmons, Tyreke Evans) have had more in one of their first two NBA seasons
- Hamidou Diallo became the third Wildcat in school history (Kenny Walker in 1989 and John Wall in 2014) to win the NBA Slam Dunk Contest on Feb. 16
- Towns missed two games on Feb. 22 and 23 after suffering a concussion in a car crash. He had started the first 303 career games of his career, the most consecutive games starting with his team's first game of his rookie season since the NBA began keeping track of starters in 1970-71

Diallo Wins NBA Slam Dunk Contest

Kentucky was well represented at NBA All-Star festivities in Charlotte with seven Wildcats -- Anthony Davis, Karl-Anthony Towns, Devin Booker, De'Aaron Fox, Kevin Knox, Shai Gilgeous-Alexander and Hamidou Diallo -- all participating in the various competitions. Diallo headlined weekend for the NBA Cats by winning the NBA Slam Dunk Contest.

Wins vs. Losses

Result	FG%	Opp. FG%	3-Pt. FG%	Opp 3-Pt. FG%	FT%	RPG	APG	TOPG	BPG	SPG	PPG	Opp PPG
Wins	.489	.388	.381	.343	.741	39.2	13.8	12.9	5.3	6.8	77.9	61.1
Losses	.431	.478	.257	.406	.759	36.5	14.8	12.5	3.5	3.5	78.2	88.0



Davis (New Orleans Pelicans) and Towns (Minnesota Timberwolves), as NBA Western Conference All-Star reserves, were a part of the 178-164 Team LeBron victory. Towns scored 11 points in 11 minutes but Davis, coming off an injury recently, was limited to four minutes.

Davis made his sixth consecutive appearance and Towns appeared in the game for the second straight year. Davis' six appearances are the most of any Wildcat in program history. For the second straight year, Kentucky led the league with former players in the NBA's annual game featuring its top players. UK had four selections a season ago and tied Texas (Kevin Durant, LaMarcus Aldridge) with two in 2019.

Diallo became the third UK player to take home top honors in the Dunk Contest with a victory on Saturday night. Kenny "Sky" Walker claimed the crown in 1989 and John Wall captured the title in 2014. Diallo displayed a flash of showmanship on what became his most talked-about dunk of the night. He called Hall of Famer and the original "Superman" Shaquille O'Neal out of the crowd to take part in his flush. Diallo cleared the 7-footer and then stuck his elbow in the rim in a nod to former Dunk Contest winner Vince Carter. He then snatched open his jersey to reveal a Superman shirt underneath. The dunk earned a perfect 50 rating from the judges.

The Queens, New York, native was not the only Wildcat in action on Saturday. Booker (2015) participated in the Mtn Dew 3-Point Contest and Fox (2017) was part of the field in the Taco Bells Skills Challenge.

Kevin Knox (2018), Shai Gilgeous-Alexander (2018) and Fox got the weekend started on Friday in the Mtn Dew Ice Rising Stars Game. Each former Wildcat put up solid numbers in the game featuring the league's top first and second-year players. Fox was one of five starters for Team USA and had a game-high 16 assists and five steals. Knox scored 11 points as USA won 161-144. Gilgeous-Alexander boasted 15 points, six assists, five boards and a trio of steals for Team World.

Football Success Spells Basketball Glory?

The Kentucky football team enjoyed a historic season in 2018. The Wildcats accomplished all sorts of firsts, set school records and competed for a conference championship until late in the season. UK ultimately finished with 10 wins for the first time since 1977, punctuated by a victory over Penn State in the VRBO Citrus Bowl.

So what in the world does that have to do with Kentucky basketball? Well, if you're into historical omens, past football success has coincidentally served as a precursor to the ultimate college basketball accomplishment. In the previous two fall seasons that UK football won at least 10 games, in the fall of 1950 and the fall of 1977, Kentucky basketball followed with a national championship in the spring of 1951 and the spring of 1978.

Can the basketball Wildcats make it three for three?

All Eyes on Kentucky

From Kentucky's rabid fan base to arguably the largest media contingent following a team in the country, the spotlight on UK is both bigger and brighter than any other team in college basketball.

Recent television numbers released underscored that notion.

Through mid-February, Kentucky was featured in four of the top seven most-watched games of the 2018-19 season. UK appears in the top five more than any other school. All three of the games featured at least 2.7 million viewers.

Kentucky has also been featured on ESPN College GameDay twice this season (when Kansas came to town Jan. 26 and Feb. 16 vs. Tennessee). It marked just the second time in College GameDay history that the popular ESPN preview show originated at a school twice in a single season (North Carolina in 2017).

When GameDay visited Memorial Coliseum for the Feb. 16 visit, UK tied North Carolina and Duke for the most GameDay appearances with 18.

Davis Inducted into UK Athletics Hall of Fame

Anthony Davis was inducted into the UK Athletics Hall of Fame as a member of the 2017 class in September.

Davis led UK to the 2012 national championship with one of the most dominating seasons by a freshman in college basketball history. A winner of virtually every major national award, Davis was tabbed, among others: National Player of the Year, NCAA Final Four Most Outstanding Player, NCAA Consensus First Team All-American, National Freshman of the Year, Southeastern Conference Player of the Year, SEC Defensive Player of the Year and SEC Freshman of the Year.

The 2011-12 Wildcat guided UK to a 38-2 record and an SEC regular-season championship while shattering the single-season school record for blocks in a season with 186, which ranks as the fourth in NCAA history.

Davis was selected No. 1 overall in the 2012 NBA Draft and is now in his seventh season in the league. He's a five-time NBA All-Star, a three-time All-NBA First Team member, the 2017 NBA All-Star MVP and a 2012 Olympic gold medalist.

Success Rate

The Wildcats received an NCAA award in the spring of 2018 for placing in the top 10 percent of all men's basketball teams in the country in the NCAA's annual Academic Progress Rate. UK scored a perfect 1,000. It's the fourth straight year the men's basketball team received the award and the fifth time since 2009.

The APR provides a real-time look at a team's academic success by the progress of each student-athlete on scholarship. The APR measures academic eligibility, retention and graduation. The scores are a four-year composite, covering the 2013-14 through 2016-17 school years.

Every Division I sports team across the nation calculates its APR each academic year, similar to a report card. Scholarship student-athletes each semester earn one point for remaining eligible and one point for staying in school or graduating.

UK has received a perfect 1,000 mark in each of the last five single-year APR rates.

The NCAA cut score to compete in the 2017-18 postseason is a 930 four-year APR. Teams scoring below 930 can face consequences intended to direct additional focus on academics. Those penalties can include practice restrictions and playing-season reductions.

UK to Remain in Champions Classic through '22

The State Farm Champions Classic, perhaps the signature annual event of the college basketball regular season, will continue through 2022 with Kentucky a part of it.

The Champions Classic, a neutral-site doubleheader featuring UK, Duke, Kansas and Michigan State, has added three more years to the current series, which was played in Indianapolis this season and New York next year. The additional three years will bring the event back to Chicago in 2020, New York in 2021 and Indianapolis in 2022.

UK, which played Duke this season at Bankers Life Fieldhouse in Indianapolis to tip off the season, will get Michigan State in 2019, Kansas in 2020, Duke in 2021 and Michigan State in 2022.

The event has been one of the most-watched collegiate events since its inception in 2011 with millions of fans tuning in every year. The series, which pits four programs that have a combined 18 national championships, 56 Final Four appearances and four Naismith Memorial Basketball Hall of Fame coaches, has been tightly bunched. Duke leads the pack with a 5-3 record, UK and Kansas are tied at 4-4, and Michigan State trails with a 3-5 mark.

Kentucky is also still a part of the CBS Sports Classic, which is currently under contract through 2019. UK will play North Carolina on Dec. 22 in Chicago as a part of that series and Ohio State on Dec. 21, 2019, in Las Vegas.

Green Transfers from Kentucky

Sophomore guard Quade Green decided in December to transfer from the University of Kentucky. He will play at Washington next season.

"I have loved my time at Kentucky and love Coach Cal and the staff," Green said. "This was a difficult decision and one I didn't take lightly. However, after talking with my family and the coaching staff, I just felt like it was best that I explore other opportunities for my athletic and academic future. I have enjoyed my time at Kentucky and I'll never forget the Big Blue Nation for its love and its support."

Green appeared in 43 games for the Wildcats over parts of two seasons, averaging 9.0 points and 2.6 assists per game. He was third on the 2017-18 team as a freshman with 41 3-pointers and had made 11 of 26 this season (42.3 percent).

The Philadelphia native started 13 of 34 games in 2017-18 and was averaging 17.8 minutes per game this season. He played a key role on the 2018 Southeastern Conference Tournament championship team, topping double figures 17 times, including six of his final 11 games played. He had three or more assists in 17 games last season. Green hit the game-winning layup in a comeback victory vs. Vanderbilt.

"I met with Quade yesterday and we talked through a lot of different things," UK men's basketball head coach John Calipari said. "The thing that struck me most is what a great kid Quade is. He felt like he was in a position that he couldn't overcome and he had the maturity to come in and sit down and talk through it with me."

"Quade has my full support with this decision. We haven't had many kids leave, but when we do, we always support them and, in just about every case, stay in touch with each other. I hope that will be the case with Quade."

Green scored in double figures in four games this season, including a season-high 17 points with three 3-pointers vs. VMI. He made a career-high four 3-pointers vs. Monmouth and dished out three or more assists in five games this season.

Tracking the Cats

Charges Drawn

Quade Green - 2
Keldon Johnson - 2
Nick Richards - 2
Immanuel Quickley - 1
EJ Montgomery - 1
PJ Washington - 1

First Sub

Nick Richards - 14
Immanuel Quickley - 12
EJ Montgomery - 5
Jemarl Baker Jr. - 4
Quade Green - 4
Ashton Hagans - 4
Reid Travis - 2

Five-Second Violations

Forced by Kentucky - 2
Forced by Opponent - 0

10-Second Violations

Forced by Kentucky - 0
Forced by Opponent - 1

Shot-Clock Violations

Forced by Kentucky - 16
Forced by Opponent - 8

Tipoffs

Won by Kentucky - 12
Won by Opponent - 16

Traditional 3-Point Plays

Reid Travis - 13
PJ Washington - 11
Keldon Johnson - 7
Ashton Hagans - 5
Tyler Herro - 2
Immanuel Quickley - 2
Nick Richards - 2
Quade Green - 1

Traditional 4-Point Plays

Jemarl Baker Jr. - 1



KENTUCKY BY THE NUMBERS

Date	Opponent	Result	Points	Rebounds	Blocks	Steals	Assists
N.6	#4/3 Duke ¹	L, 118-84	Johnson - 23	Herro - 9	Herro - 2 [^]	Johnson - 1	Herro - 5
N.9	SOUTHERN ILLINOIS	W, 71-59	Two tied - 15	Richards - 19 [^]	Richards - 3 [^]	Quickley - 2	Two tied - 3
N.14	NORTH DAKOTA ²	W, 96-59	Washington - 25 [^]	Johnson - 10 [^]	Two tied - 2 [^]	Herro - 5 [^]	Green - 5 [^]
N.18	VMI ²	W, 92-82	Travis - 22	Washington - 18 [^]	Montgomery - 3 [^]	Two tied - 2 [^]	Hagans - 4 [^]
N.21	WINTHROP ²	W, 87-74	Washington - 19 [^]	Washington - 11 [^]	Two tied - 2 [^]	Washington - 3 [^]	Herro - 7 [^]
N.23	TENNESSEE STATE ²	W, 77-62	Johnson - 27 [^]	Travis - 9 [^]	Two tied - 2 [^]	Washington - 2 [^]	Green - 4 [^]
N.28	MONMOUTH	W, 90-44	Herro - 16 [^]	Two tied - 8 [^]	Richards - 3 [^]	Herro - 5 [^]	Two tied - 3 [^]
D.1	UNC GREENSBORO	W, 78-61	Travis - 22 [^]	Travis - 12 [^]	Four tied - 1	Hagans - 3 [^]	Hagans - 3 [^]
D.8	Seton Hall ³	L, 84-83 ^{OT}	Washington - 29 [^]	Washington - 12 [^]	Washington - 4 [^]	Travis - 2	Two tied - 4
D.15	UTAH	W, 88-61	Johnson - 24 [^]	Montgomery - 5	Washington - 3 [^]	Two tied - 2 [^]	Hagans - 7 [^]
D.22	#9/10 North Carolina ⁴	W, 80-72	Johnson - 21 [^]	Washington - 10 [^]	Two tied - 2 [^]	Hagans - 8 [^]	Washington - 8 [^]
D.29	at rv/rv Louisville	W, 71-58	Herro - 24 [^]	Washington - 8	Washington - 4 [^]	Hagans - 3 [^]	Two tied - 3
J. 5	at Alabama*	L, 77-75	Washington - 15	Two tied - 7	Richards - 1	Two tied - 3 [^]	Hagans - 6 [^]
J. 8	TEXAS A&M *	W, 85-74	Herro - 21 [^]	Johnson - 6	Two tied - 2 [^]	Hagans - 5 [^]	Hagans - 5 [^]
J. 12	VANDERBILT *	W, 56-47	Two tied - 15 [^]	Travis - 12 [^]	Travis - 2 [^]	Hagans - 3 [^]	Hagans - 4 [^]
J. 15	at Georgia*	W, 69-49	Hagans - 23 [^]	Two tied - 7	Richards - 3 [^]	Hagans - 4 [^]	Two tied - 4 [^]
J. 19	at #14/12 Auburn*	W, 80-82	Two tied - 20	Three tied - 7	Two tied - 1	Hagans - 3 [^]	Hagans - 6 [^]
J. 22	#22/22 MISSISSIPPI STATE	W, 76-55	Washington - 21 [^]	Travis - 12	Washington - 4 [^]	Johnson - 3 [^]	Hagans - 9 [^]
J. 26	#9/10 KANSAS ⁵	W, 71-63	Washington - 20 [^]	Washington - 13	Richards - 5 [^]	Hagans - 3 [^]	Hagans - 8 [^]
J. 29	at Vanderbilt*	W, 87-52	Washington - 26 [^]	Washington - 12 [^]	Richards - 4 [^]	Two tied - 3 [^]	Hagans - 8 [^]
F. 2	at Florida*	W, 65-54	Herro - 19 [^]	Washington - 12 [^]	Two tied - 1	Hagans - 2 [^]	Hagans - 4 [^]
F. 5	SOUTH CAROLINA *	W, 76-48	Washington - 20 [^]	Montgomery - 13 [^]	Montgomery - 1 [^]	Two tied - 3 [^]	Two tied - 4 [^]
F. 9	at rv/21 Mississippi State*	W, 71-67	Washington - 23 [^]	Travis - 8 [^]	Travis - 2 [^]	Four tied - 1	Hagans - 9 [^]
F. 12	#19/21 LSU *	L, 73-71	Washington - 20 [^]	Two tied - 9 [^]	Herro - 1	Three tied - 1	Herro - 4
F. 16	#1/1 TENNESSEE *	W, 86-69	Washington - 23 [^]	Washington - 13 [^]	Two tied - 2 [^]	Two tied - 2 [^]	Hagans - 7 [^]
F. 19	at Missouri*	W, 66-58	Two tied - 18 [^]	Washington - 8 [^]	Montgomery - 2 [^]	Three tied - 1	Washington - 3
F. 23	rv/rv AUBURN *	W, 80-53	Washington - 24 [^]	Johnson - 17 [^]	Two tied - 3 [^]	Montgomery - 2 [^]	Two tied - 5 [^]
F. 26	ARKANSAS *	W, 70-66	Herro - 29 [^]	Richards - 15 [^]	Richards - 3 [^]	Two tied - 2 [^]	Hagans - 4 [^]
M. 2	at Tennessee*						
M. 5	at Ole Miss*						
M. 9	FLORIDA *						

All games in **BOLD CAPS**; *SEC game, ^ game high
 1 - Champions Classic (Bankers Life Fieldhouse | Indianapolis)
 2 - Ohio Valley Hardwood Showcase (Rupp Arena)
 3 - CITI Sports Classic (Madison Square Garden | New York)
 4 - CBS Sports Classic (United Center | Chicago)
 5 - SEC/BIG 12 Challenge (Rupp Arena)

Points	Rebounds	Blocks	Steals	Assists
Times Led	Times Led	Times Led	Times Led	Times Led
Washington - 13 Herro - 7 Johnson - 7 Hagans - 2 Travis - 2 Quickley - 1	Washington - 13 Travis - 7 Herro - 4 Johnson - 4 Richards - 3 Montgomery - 2 Hagans - 1	Richards - 13 Montgomery - 10 Washington - 8 Travis - 5 Herro - 3 Hagans - 1	Hagans - 14 Washington - 7 Herro - 7 Johnson - 6 Travis - 4 Baker - 1 Green - 1 Montgomery - 1 Quickley - 1	Hagans - 21 Green - 4 Herro - 4 Washington - 4 Johnson - 1 Quickley - 1

Comparing the Calipari Era

A look at the statistics throughout the John Calipari era following 28 games ...

Year	FG%	Opp. FG%	3-Pt. FG%	FT%	RPG	Assists	TOs.	Blocks	Steals	Points	PPG	Record
2018-19	.480	.402	.362	.744	38.8	391	360	140	176	2183	78.0	24-4
2017-18	.465	.410	.333	.693	39.2	371	384	141	159	2134	76.2	19-9
2016-17	.482	.428	.354	.694	40.6	459	338	157	176	2470	88.2	23-5
2015-16	.474	.392	.354	.682	39.1	394	322	159	166	2205	78.8	21-7
2014-15	.470	.343	.345	.709	38.6	430	311	197	189	2091	74.7	28-0
2013-14	.462	.397	.321	.680	41.6	326	348	179	135	2179	77.8	21-7
2012-13	.486	.390	.366	.648	38.3	405	370	201	168	2108	75.3	20-8
2011-12	.485	.363	.381	.721	39.3	378	331	255	183	2173	77.6	27-1
2010-11	.464	.390	.399	.714	38.5	363	309	183	157	2173	77.6	20-8
2009-10	.480	.378	.358	.676	42.5	426	419	200	203	2253	80.5	27-1



MISCELLANEOUS STATS

Team Leaders

NO.	NAME	GAME LEADERS					GAMES WITH							
		PTS.	REBS.	BLKS.	ASSTS.	STLS.	10+ PTS	20+ PTS	10+REBS	3+ASSTS	3+BLKS	3+STLS	3+3S	DOUBLE-DOUBLE
0	Quade Green	- (3)	- (1)	-	4 (11)	1 (5)	4 (21)	- (1)	-	5 (22)	-	1 (1)	2 (6)	-
2	Ashton Hagans	2 (2)	1 (1)	1 (1)	21 (21)	14 (14)	8 (8)	1 (1)	-	23 (23)	-	10 (10)	-	
3	Keldon Johnson	7 (7)	4 (4)	-	1 (1)	6 (6)	21 (21)	5 (5)	4 (4)	5 (5)	-	3 (3)	5 (5)	
4	Nick Richards	- (1)	3 (11)	13 (25)	-	-	2 (9)	- (1)	2 (3)	-	7 (11)	-	- (1)	
5	Immanuel Quickley	1 (1)	-	-	1 (1)	1 (1)	5 (5)	-	-	3 (3)	-	1 (1)	1 (1)	
10	Jonny David	-	-	-	-	-	-	-	-	-	-	-	-	
12	Brad Calipari	-	-	- (1)	-	-	-	-	-	-	-	-	-	
13	Jemarl Baker Jr.	-	-	-	-	1 (1)	-	-	-	1 (1)	-	-	-	
14	Tyler Herro	7 (7)	4 (4)	3 (3)	4 (4)	7 (7)	23 (23)	4 (4)	1 (1)	11 (11)	-	3 (3)	9 (9)	
21	Zan Payne	-	-	-	-	-	-	-	-	-	-	-	-	
22	Reid Travis*	2 (38)	7 (56)	5 (16)	- (3)	4 (19)	14 (83)	4 (32)	4 (35)	1 (6)	- (2)	1 (6)	- (1)	
23	EJ Montgomery	-	2 (2)	10 (10)	-	1 (1)	2 (2)	-	1 (1)	-	2 (2)	-	1 (1)	
25	PJ Washington	13 (19)	13 (21)	8 (19)	4 (7)	7 (17)	18 (41)	10 (12)	7 (10)	7 (15)	4 (6)	2 (5)	5 (5)	

Career total in (parentheses); *Includes Stanford career

Starting Lineups

Guard	Guard	G/F	Forward	Forward	Games	W-L
Hagans	Herro	Johnson	Washington	Travis	19	15-4
Quickley	Herro	Johnson	Washington	Travis	4	4-0
Quickley	Herro	Johnson	Washington	Richards	2	2-0
Hagans	Herro	Johnson	Washington	Montgomery	2	2-0
Quickley	Herro	Johnson	Washington	Montgomery	1	1-0

Starter	Games Started	Wins	Losses
Hagans	21	17	4
Herro	28	24	4
Johnson	28	24	4
Montgomery	3	3	0
Quickley	7	7	0
Richards	2	2	0
Travis	23	19	4
Washington	28	24	4

Streaks

Overall	Won 4
Unranked AP teams anywhere	Won 10
Ranked AP teams anywhere	Won 1
Home	Won 3
Home AP ranked teams	Won 1
Home AP unranked teams	Won 18
Home SEC	Won 3
Home nonconference	Won 18
Home AP ranked SEC	Won 1
Home AP unranked SEC	Won 10
Home AP ranked nonconference	Won 1
Home AP unranked nonconference	Won 51
Road	Won 6
Road AP ranked teams	Won 1
Road AP unranked teams	Won 5
Road SEC	Won 6
Road nonconference	Won 2
Road AP ranked SEC	Won 1
Road AP unranked SEC	Won 5
Road AP ranked nonconference	Won 1
Road AP unranked nonconference	Won 1
Neutral	Won 1
Neutral AP ranked teams	Won 1
Neutral AP unranked teams	Lost 2
Neutral SEC	Won 12
Neutral nonconference	Won 1
Neutral AP ranked SEC	Won 3
Neutral AP unranked SEC	Won 11
Neutral AP ranked nonconference	Won 1
Neutral AP unranked nonconference	Lost 2

Win-Loss Margins

Margin	Games Won	Games Lost
1	1	1
2	1	2
3		
4	2	
5		
6		
7		
8	3	
9	1	
10	1	
11	2	
12	1	
13	2	
14		
15	1	
16		
17	2	
18		
19		
20	1	
21	1	
22		
23		
24		
25+	6	1

Dunk Tracker

Player	Dunks in 2018-19	Dunks in Career
PJ Washington	26	66
Nick Richards	16	44
Reid Travis	19	19 (UK only)
EJ Montgomery	16	16
Keldon Johnson	12	12
Tyler Herro	4	4
Ashton Hagans	3	3
Immanuel Quickley	1	1

Kentucky's Record When

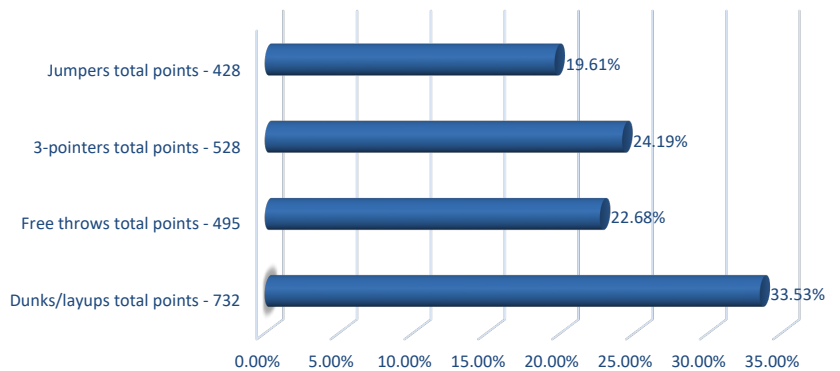
KENTUCKY RECORD	ALL	SEC
Leading at halftime:	19-3	10-2
Tied at the half:	0-0	0-0
Trailing at halftime:	5-1	3-0
Shoot 50% or better:	12-0	7-0
Shoot less than 50%:	12-4	6-2
Shoot higher % than opp.:	23-0	12-0
Shoot lower % than opp.:	1-4	1-2
Opp. shoot worse than 50%:	24-3	13-2
Opp. shoot 50% or higher:	0-1	0-0
Score less than 60 points:	1-0	1-0
Score 60-69 points:	3-0	3-0
Score 70-79 points:	9-2	4-2
Score 80-89 points:	8-2	5-0
Score 90-99 points:	3-0	0-0
Score 100+ points:	0-0	0-0
Opp. score less than 60 pts.:	12-0	8-0
Opp. score 60-69 pts.:	7-0	3-0
Opp. score 70-79 pts.:	3-2	1-2
Opp. score 80-89 points:	2-1	1-0
Opp. score 90-99 points:	0-0	0-0
Opp. score 100+ points:	0-1	0-0
Outrebounded opponent:	20-2	10-1
Outrebounded by opponent:	3-2	2-1
Equal number of rebounds:	1-0	1-0
Fewer turnovers than opp.:	10-2	4-1
Same turnovers as opp.:	3-0	1-0
More turnovers than opp.:	11-2	8-1
Make 8 or more 3-pointers:	6-0	3-0
Make 7 or fewer 3-pointers:	18-4	10-2
Games decided by 5 or fewer:	3-3	3-2
Overtime games:	0-1	0-0

KENTUCKY RECORD

KENTUCKY RECORD	ALL	SEC
On CBS:	3-0	2-0
On ESPN/ESPN2/ESPNU:	11-3	7-2
On FOX:	0-1	0-0
On SEC Network/(+):	10-0	4-0
vs. SEC at home:	6-1	6-1
vs. SEC on road:	6-1	6-1
Games vs. AP ranked opp.:	5-2	3-1
Games following a loss:	4-0	2-0
Games following a win:	20-3	11-2
More points in the paint:	21-3	12-2
Fewer/Same points in the paint:	3-1	1-0
More bench points than opp.:	10-0	5-0
Fewer or same bench pts.:	14-4	8-2
More 2nd-chance points:	16-2	8-2
Fewer or same 2nd chance pts.:	8-2	5-0
More or same points off TOs:	17-1	10-1
Fewer points off TOs:	7-3	3-1
On Monday:	0-0	0-0
On Tuesday:	7-2	7-1
On Wednesday:	3-0	0-0
On Thursday:	0-0	0-0
On Friday:	2-0	0-0
On Saturday:	11-2	6-1
On Sunday:	1-0	0-0
In November:	6-1	0-0
In December:	4-1	0-0
In January:	7-1	6-1
In February:	7-1	7-1
In March:	0-0	0-0
In April:	0-0	0-0

How the Cats are Scoring

Percentage of Point Distribution



Fast Facts

Shooting Percentage	.480
Avg. Assists Per Game	14.0
Points Off Turnovers	17.4
Second-Chance Points	11.7
Points in the Paint	35.0
Fast Break Points	10.1
Bench Points	16.8
Points Per Possession	1.137
Avg. Time of Possession	17.8

How UK Scored Its First Points

Player	Dunk/Layup	Jumper	3PT	FT
Hagans	1	1		
Herro	1	1	1	
Johnson	1	5	3	
Montgomery		1		
Quickley				1
Travis	1	2		1
Washington	3	1	3	1



THE LAST TIME UK ...

INDIVIDUALS

SCORING

Scored 25 points: Tyler Herro (29) vs. Arkansas, 2/26/19
Scored 30 points: Shai Gilgeous-Alexander (30) vs. Vanderbilt, 1/30/18
Scored 35 Points: De'Aaron Fox (39) vs. UCLA, 3/24/17
Scored 40 points: Malik Monk (47) vs. North Carolina, 12/17/16
Scored 45 points: Malik Monk (47) vs. North Carolina, 12/17/16
Scored 50 points: Jodie Meeks (54) at Tennessee, 1/13/09
Scored 55 points: Never
Two players had 20 points: Keldon Johnson (20), Tyler Herro (20), at Auburn, 1/19/19
Three players had 20 points: DeMarcus Cousins (27)/John Wall (21)/Patrick Patterson (20) vs. Sam Houston State, 11/19/09
Two players had 30 points: Patrick Patterson (33) and Jodie Meeks (32) vs. Tennessee State, 12/22/08
Scored 20 points in two straight games: PJ Washington (4) 2/5/19 - 2/16/19
Scored 20 points in three straight games: PJ Washington (4) 2/5/19 - 2/16/19
Scored 20 points in four straight games: PJ Washington (4) 2/5/19 - 2/16/19
Scored 20 points in five straight games: Jamal Murray (12) 2/2/16 - 3/12/16
Scored 20 points in six straight games: Jamal Murray (12) 2/2/16 - 3/12/16
Scored 20 points in seven straight games: Jamal Murray (12) 2/2/16 - 3/12/16
Scored 20 points in eight straight games: Jamal Murray (12) 2/2/16 - 3/12/16
Scored 20 points in nine straight games: Jamal Murray (12) 2/2/16 - 3/12/16
Scored 20 points in 10 straight games: Jamal Murray (12) 2/2/16 - 3/12/16
Scored 20 points in 11 straight games: Jamal Murray (12) 2/2/16 - 3/12/16
Scored 20 points in 12 straight games: Jamal Murray (12) 2/2/16 - 3/12/16
Scored 20 points in 15 straight games: Dan Issel (18) 12/1/69 - 2/7/70
Scored 25 points in three straight games: Tayshaun Prince (3) 3/11/01-3/17/01
Scored 30 points in two straight games: Jodie Meeks vs. Appalachian State (46) 12/20/08; vs. Tennessee State (32) 12/22/08
Scored 30 points in three straight games: Dan Issel (6) 2/14/70 - 3/2/70
Scored in double figures in 10 straight games: PJ Washington (12) 1/15/19-2/23/19
Scored in double figures in 15 straight games: Malik Monk (30) 11/11/16-2/28/17
Scored in double figures in 20 straight games: Malik Monk (30) 11/11/16-2/28/17
Scored in double figures in 25 straight games: Malik Monk (30) 11/11/16-2/28/17
Scored in double figures in 30 straight games: Malik Monk (30) 11/11/16-2/28/17
Scored in double figures in 33 straight games: Jamal Murray (34) 11/17/15 - 3/19/16
Scored in double figures in 34 straight games: Jamal Murray (34) 11/17/15 - 3/19/16
Scored in double figures in 35 straight games: Kenny Walker (36) 11/14/85 - 3/22/86
Five players scored in double figures: PJ Washington (15), Keldon Johnson (13), Ashton Hagans (12), Tyler Herro (12), Reid Travis (12) at Alabama, 1/5/19
Six players scored in double figures: Kevin Knox (21), Shai Gilgeous-Alexander (14), Quade Green (12), PJ Washington (12), Hamidou Diallo (11), Jarred Vanderbilt (11) vs. Missouri, 2/24/18
Seven players scored in double figures: Randolph Morris (17), Kelenna Azubuike (15), Patrick Sparks (14), Chuck Hayes (12), Rajon Rondo (11), Ravi Moss (10) and Ramel Bradley (10) vs. Mississippi State 2/19/05,
Four players with 15 or more points: Kevin Knox (22), Quade Green (18), Shai Gilgeous-Alexander (17), Wenyen Gabriel (15) vs. Ole Miss, 2/28/18

DOUBLE-DOUBLES

Double-double: Tyler Herro (15 points, 13 rebounds) vs. Tennessee, 2/16/19
Triple-double: Isaiah Briscoe (19 points, 11 rebounds, 10 assists) at Ole Miss, 12/29/16
20-10 (rebs) game: PJ Washington (26 points, 12 rebounds) at

Vanderbilt, 1/29/19
20-10 (assts) game: De'Aaron Fox (24 points, 10 assists) vs. North Carolina, 12/17/16
20-15 game: Nick Richards (25 points, 15 rebounds) vs. Fort Wayne, 11/22/17
30-10 game: Tayshaun Prince (33 points, 11 rebounds) vs. Tennessee State, 12/22/98
Back-to-back 20-10 games: PJ Washington (20 p, 13 r) vs. Kansas, 1/26/19; (26 p, 12 r) at Vanderbilt, 1/29/19
Three straight 20-10 games: Julius Randle (3) 11/8/13 - 11/12/13
Double-double in points and rebs.: Tyler Herro (15 points, 13 rebounds) vs. Tennessee, 2/16/19
Double-double in points and assists: Isaiah Briscoe (19 points, 10 assists) at Ole Miss, 12/29/16
Double-double in points and blocks: Never
Double-double in points and steals: Never
Double-double in two consecutive games: PJ Washington (20 p, 13 r) vs. Kansas, 1/26/19; (26 p, 12 r) at Vanderbilt, 1/29/19; (15 p, 12 r) at Florida, 2/2/19
Double-double in three consecutive games: PJ Washington (20 p, 13 r) vs. Kansas, 1/26/19; (26 p, 12 r) at Vanderbilt, 1/29/19; (15 p, 12 r) at Florida, 2/2/19
Double-double in four consecutive games: Julius Randle (19 p, 15 r) vs. Kansas State, 3/21/14; (13 p, 10 r), vs. Wichita State, 3/23/14; (15 p, 12 r), vs. Louisville, 3/28/14; (16 p, 11 r), vs. Michigan, 3/30/14
Double-double in five consecutive games: Julius Randle (14 p, 10 r) at Arkansas, (2/27/14); (10 p, 15 r) at South Carolina (3/1/14); (12 p, 11 r) vs. Alabama, (3/4/14); (16 p, 10 r) at Florida, (3/8/14); (17 p, 16 r) vs. LSU, (3/14/14); (12 p, 11 r) vs. Georgia, (3/15/14)
Double-double in six consecutive games: Julius Randle (14 p, 10 r) at Arkansas, (2/27/14); (10 p, 15 r) at South Carolina (3/1/14); (12 p, 11 r) vs. Alabama, (3/4/14); (16 p, 10 r) at Florida, (3/8/14); (17 p, 16 r) vs. LSU, (3/14/14); (12 p, 11 r) vs. Georgia, (3/15/14)
Double-double in seven consecutive games: Julius Randle (7) 11/18/13-11/27/13
Double-double in 10 consecutive games: Jim Andrews, 1972-73 season
Two players record double-doubles: PJ Washington (20 points, 13 rebounds), Reid Travis (18 points, 12 rebounds), Keldon Johnson (15 points, 10 rebounds) vs. Kansas, 1/26/19
Three players record double-doubles: PJ Washington (20 points, 13 rebounds), Reid Travis (18 points, 12 rebounds), Keldon Johnson (15 points, 10 rebounds) vs. Kansas, 1/26/19
Four players record double-doubles: Jack Givens (30 pts, 13 rebs)/Kyle Macy (16 pts, 10 assts)/Mike Phillips (22 pts, 18 rebs)/Rick Robey (23 pts, 13 rebs) vs. Southern Methodist, 11/26/77
Five players record double-doubles: Never

FIELD GOALS

Made 12 FG in a game: Shai Gilgeous-Alexander (12) vs. Vanderbilt, 1/30/18
Made 15 FG in a game: Malik Monk (18) vs. North Carolina, 12/17/16
Made 16 FG in a game: Malik Monk (18) vs. North Carolina, 12/17/16
Made 17 FG in a game: Malik Monk (18) vs. North Carolina, 12/17/16
Made 18 FG in a game: Malik Monk (18) vs. North Carolina, 12/17/16
Made 19 FG in a game: Dan Issel (19) vs. Alabama, 2/23/70
Made 20 FG in a game: Dan Issel (23) vs. Ole Miss, 2/7/70
Made 21 FG in a game: Dan Issel (23) vs. Ole Miss, 2/7/70
Made 22 FG in a game: Dan Issel (23) vs. Ole Miss, 2/7/70
Made 23 FG in a game: Dan Issel (23) vs. Ole Miss, 2/7/70
Made 24 FG in a game: Never
Attempted 17 FG in a game: PJ Washington (17) vs. Kansas, 1/26/19
Attempted 18 FG in a game: Ashton Hagans (18) at Georgia, 1/15/19
Attempted 19 FG in a game: Shai Gilgeous-Alexander (19) vs. Vanderbilt, 1/30/18
Attempted 20 FG in a game: De'Aaron Fox (20) vs. UCLA, 3/24/17
Attempted 25 FG in a game: Malik Monk (28) vs. North Carolina, 12/17/16

3-POINTERS

Made 5 3-pointers in a game: Tyler Herro (5) vs. Arkansas, 2/26/19
Made 6 3-pointers in a game: Keldon Johnson (6) vs. Utah, 12/15/18

Made 7 3-pointers in a game: Wenyen Gabriel (7) vs. Alabama, 3/10/18
Made 8 3-pointers in a game: Malik Monk (8) vs. North Carolina, 12/17/16
Made 9 3-pointers in a game: Jodie Meeks (10) at Tennessee, 1/13/09
Made 10 3-pointers in a game: Jodie Meeks (10) at Tennessee, 1/13/09
Made 11 3-pointers in a game: Never
Attempted 10 3-pointers in a game: Malik Monk (11) vs. Georgia, 1/31/17
Attempted 15 3-pointers in a game: Jodie Meeks (15) at Tennessee, 1/13/09
Attempted 16 3-pointers in a game: Derrick Miller (16) vs. LSU 2/15/90
Attempted 17 3-pointers in a game: Derrick Miller (19) vs. Kansas 12/6/89
Attempted 18 3-pointers in a game: Derrick Miller (19) vs. Kansas 12/6/89
Attempted 19 3-pointers in a game: Derrick Miller (19) vs. Kansas 12/6/89
Attempted 20 3-pointers in a game: Never
Made a 3-pointer in 10 straight games: Kevin Knox (10), 2/10/18-3/11/18
Made a 3-pointer in 15 straight games: Jamal Murray (36), 11/13/15 - 3/19/16, Derek Willis (17), 1/12/16 - 3/17/16
Made a 3-pointer in 20 straight games: Jamal Murray (36), 11/13/15 - 3/19/16
Made a 3-pointer in 30 straight games: Jamal Murray (36), 11/13/15 - 3/19/16
Made two 3-pointers in 10 straight games: Kevin Knox (11), 2/10/16 - 3/11/18
Made three 3-pointers in 10 straight games: Gerald Fitch (20) 1/14/03 - 3/23/03
Made three 3-pointers in 15 straight games: Gerald Fitch (20) 1/14/03 - 3/23/03
Made three 3-pointers in 20 straight games: Gerald Fitch (20) 1/14/03 - 3/23/03
Made three 3-pointers in 25 straight games: Keith Bogans (29) 3/14/02 - 2/26/03

FREE THROWS

Made 8 FT in a game: Tyler Herro (8), at Missouri, 2/19/19
Made 9 FT in a game: Ashton Hagans (10), vs. Texas A&M, 1/8/19
Made 10 FT in a game: Ashton Hagans (10), vs. Texas A&M, 1/8/19
Made 11 FT in a game: PJ Washington (12), vs. Seton Hall, 12/6/18
Made 12 FT in a game: PJ Washington (12), vs. Seton Hall, 12/8/18
Made 13 FT in a game: Keldon Johnson (13), vs. Tennessee State, 11/23/18
Made 14 FT in a game: Tyler Ulis (14) at Arkansas, 1/21/16
Made 15 FT in a game: Rodrick Rhodes (16) vs. Ole Miss 1/18/95
Made 16 FT in a game: Rodrick Rhodes (16) vs. Ole Miss 1/18/95
Made 17 FT in a game: Dwight Anderson (18) vs. Mississippi State 2/12/79
Made 18 FT in a game: Dwight Anderson (18) vs. Mississippi State 2/12/79
Made 18 FT in a game: Never
Attempted 10 FT in a game: PJ Washington (10), vs. Arkansas, 2/26/19
Attempted 15 FT in a game: Keldon Johnson (18), vs. Tennessee State, 11/23/18
Attempted 20 FT in a game: PJ Washington (20) vs. Kansas State, 3/22/18
Attempted 25 FT in a game: Never
Made 20 Straight FT: Tyler Herro (22), 2/16/19 - 2/26/19
Made 30 Straight FT: Tyler Herro (30), 1/5/19 - 2/16/19

REBOUNDS

15 Rebs: Nick Richards (15) vs. Arkansas, 2/26/19
16 Rebs: Keldon Johnson (17) vs. Auburn, 2/23/19
17 Rebs: Keldon Johnson (17) vs. Auburn, 2/23/19
18 Rebs: PJ Washington (18) vs. VMI, 11/18/18
19 Rebs: Nick Richards (19) vs. Southern Illinois, 11/9/18
20 Rebs: Jared Prickett (20) vs. Arkansas 2/9/94
25 Rebs: Mike Phillips (28) vs. Tennessee 1/10/76
30 Rebs: Cotton Nash (30) vs. Ole Miss 2/8/64
34 Rebs: Bob Burrow (34) vs. Temple 12/10/55
35 Rebs: Never
10+ Rebs in three consecutive games: PJ Washington (3) 1/26/19 - 2/2/19
10+ Rebs in four consecutive games: Julius Randle (4) 3/21/14 - 3/30/14



THE LAST TIME UK ...

10+ Rebs in five consecutive games: Julius Randle (10) 2/12/14 - 3/15/14
10+ Rebs in six consecutive games: Julius Randle (10) 2/12/14 - 3/15/14
10+ Rebs in seven consecutive games: Julius Randle (10) 2/12/14 - 3/15/14
10+ rebs in eight consecutive games: Julius Randle (10) 2/12/14 - 3/15/14
10+ rebs in nine consecutive games: Julius Randle (10) 2/12/14 - 3/15/14
10+ rebs in 10 consecutive games: Julius Randle (10) 2/12/14 - 3/15/14
Two players had 10 rebounds: PJ Washington (13), Reid Travis (12), Keldon Johnson (10) vs. Kansas, 1/26/19
Three players had 10 rebounds: PJ Washington (13), Reid Travis (12), Keldon Johnson (10) vs. Kansas, 1/26/19

ASSISTS

6 assists: Ashton Hagans (7) vs. Tennessee, 2/16/19
7 assists: Ashton Hagans (7) vs. Tennessee, 2/16/19
8 assists: Ashton Hagans (9) at Mississippi State, 2/9/19
9 assists: Ashton Hagans (9) at Mississippi State, 2/9/19
10 assists: Shai Gilgeous-Alexander (10) vs. Ole Miss, 2/28/18
11 assists: Isaiah Briscoe (11) at Ole Miss, 12/29/16
12 assists: De'Aaron Fox (12) vs. Stephen F. Austin, 11/11/16
13 assists: Tyler Ulis (14) vs. LSU, 3/5/16
14 assists: Tyler Ulis (14) vs. LSU, 3/5/16
15 assists: John Wall (16) vs. Hartford, 12/29/09
16 assists: John Wall (16) vs. Hartford, 12/29/09
16 assists: Never
5+ assists in four consecutive games: Ashton Hagans (4) 1/19/19 - 1/29/19
8+ assists in two consecutive games: Ashton Hagans (3) 1/22/19 - 1/29/19

BLOCKS

4 blocks: Nick Richards (4) at Vanderbilt, 1/29/19
5 blocks: Nick Richards (5) vs. Kansas, 1/26/19
6 blocks: Skal Labissiere (6) vs. Stony Brook, 3/17/16
7 blocks: Karl-Anthony Towns (7) vs. Vanderbilt, 1/20/15
8 blocks: Willie Cauley-Stein (9) vs. Boise State, 12/10/13
9 blocks: Willie Cauley-Stein (9) vs. Boise State, 12/10/13
10 blocks: Nerlens Noel (12) at Ole Miss, 1/29/13
11 blocks: Nerlens Noel (12) at Ole Miss, 1/29/13
12 blocks: Nerlens Noel (12) at Ole Miss, 1/29/13
13 blocks: Never

STEALS

4 steals: Ashton Hagans (4) at Georgia, 1/15/19
5 steals: Ashton Hagans (5) vs. Texas A&M, 1/8/19
6 steals: Ashton Hagans (8) vs. North Carolina, 12/22/18
7 steals: Ashton Hagans (8) vs. North Carolina, 12/22/18
8 steals: Ashton Hagans (8) vs. North Carolina, 12/22/18
9 steals: Never
3+ steals in five consecutive games: Ashton Hagans (7) 12/22/18 - 1/19/19
3+ steals in 10 consecutive games: Never

MINUTES

Played every minute: PJ Washington (40) vs. Kansas State, 3/22/18
Played 40+ minutes: Keldon Johnson (43) vs. Seton Hall, 12/8/18
Played more than 50 minutes: Patrick Patterson (50) vs. Vanderbilt, 1/12/08

FOULS

Fouled out: PJ Washington at Mississippi State, 2/9/19
Two players fouled out: Jarred Vanderbilt, Wenyen Gabriel, at Texas A&M, 2/10/18
Three players fouled out: Hamidou Diallo, Wenyen Gabriel, Nick Richards at South Carolina, 1/16/18
Four players fouled out: Skal Labissiere, Marcus Lee, Alex Poythress, Derek Willis at Kansas, 1/30/16
Technical foul: PJ Washington, at Mississippi State 2/9/19

TEAM

WINS/LOSSES

Won 10 straight games: 10, 1/8/19 - 2/9/19
Won 20 straight games: 38, 11/14/14 - 3/28/15
Won 30 straight games: 38, 11/14/14 - 3/28/15
Won 40 straight games: Never
Lost consecutive games: 4, 2/3/18 - 2/14/18
Lost three straight games: 4, 2/3/18 - 2/14/18
Lost four straight games: 4, 2/3/18 - 2/14/18
Lost five straight games: 5, 12/23/89 - 1/6/90

Lost 10 straight games: Never

STARTS

Started four freshmen: EJ Montgomery, Keldon Johnson, Ashton Hagans, Tyler Herro vs. Arkansas, 2/26/19
Started five freshmen: Hamidou Diallo, Shai Gilgeous-Alexander, Kevin Knox, Nick Richards, PJ Washington vs. Kansas State, 3/22/18

SCORING

Scored 90 or more points: 92 vs. Monmouth, 11/28/18 (W, 90-44)
Scored 90 or more points (SEC game): 96 vs. Ole Miss, 2/28/18 (W, 96-78)
Scored 100 or more points: 107 vs. UIC, 11/26/17 (W, 107-73)
Scored 100 or more points (SEC game): 100 vs. Texas A&M, 1/3/17 (W, 100-58)
Scored 110 or more points: 115 vs. Arizona State, 11/28/16 (W, 115-69)
Scored 110 or more points (SEC game): 110 vs. Auburn, 2/21/15 (W, 110-75)
Scored 120 or more points: 120 vs. Vanderbilt, 2/7/96 (W, 120-81)
Scored 120 or more points (SEC game): 120 vs. Vanderbilt, 2/7/96 (W, 120-81)
Scored 130 or more points: 143 vs. Georgia, 2/27/56 (W, 143-66)
Scored 140 or more points: 143 vs. Georgia, 2/27/56 (W, 143-66)
Scored 150 or more points: Never
Scored less than 50 points: 48 vs. Vanderbilt, 3/15/13 (L, 64-48)
Scored 100 points in two consecutive games: vs. Cleveland State (11/23/16), vs. UT Martin (11/25/16), vs. Arizona State (11/28/16)
Scored 100 Points in three consecutive games: vs. Cleveland State (11/23/16), vs. UT Martin (11/25/16), vs. Arizona State (11/28/16)
Scored 100 points in consecutive SEC games: 2/27/56-3/3/56

SHOOTING PERCENTAGES

Shot 70% from the field: .722 vs. Mississippi St., 2/15/86
Shot 65% from the field: .667 vs. UIC, 11/26/17
Shot 30% or less from the field: .281 at Texas A&M (1/10/15)
Allowed 50% shooting: .544 vs. Duke, 11/6/18
Allowed 60% shooting: .640 by Florida, 3/4/07
Allowed 30% or less shooting: .276 by Monmouth, 11/28/18 (16-58)
Allowed 20% or less shooting: .197 by Montana State, 11/23/14 (12-61)

FREE THROWS

Shot 90% or better from FT line: 91.3 (21-23) vs. Texas A&M (1/8/19)
Shot 100% from FT Line: 11-11 vs. Florida, 2/7/12
Shot 50% or less from FT line: .471 (8-17) at Texas A&M, 2/10/18
Attempted 40 FT: vs. Tennessee State (41), 11/23/18
Attempted five or less FT: vs. South Carolina (4) 1/21/06
Made 30 FT: 30 vs. Auburn, 3/14/15 (30-35)

3-POINTERS

Hit 0 3-pointers: 0 vs. Davidson, 3/15/18 (0-6)
Hit 10 3-pointers: 11 vs. Auburn, 2/23/19 (11-24)
Hit 11 3-pointers: 11 vs. Auburn, 2/23/19 (11-24)
Hit 12 3-pointers: 12 vs. Utah, 12/15/18 (12-21)
Hit 13 3-pointers: 13 vs. Texas A&M, 1/3/17 (13-25)
Hit 14 3-pointers: 15 vs. Georgia, 3/1/12 (15-27)
Hit 15 3-pointers: 15 vs. Georgia, 3/1/12 (15-27)
Hit 16 3-pointers: 16 vs. UNC-Asheville, 12/23/96 (16-33)
Hit 17 3-pointers: 20 vs. LSU, 3/4/95 (20-35)
Hit 18 3-pointers: 20 vs. LSU, 3/4/95 (20-35)
Hit 19 3-pointers: 20 vs. LSU, 3/4/95 (20-35)
Hit 20 3-pointers: 20 vs. LSU, 3/4/95 (20-35)
Hit 21 3-pointers: 21 vs. North Carolina, 12/27/89 (21-48)
Hit 22 3-pointers: Never

SCORING MARGINS

Won game by 50 points or more: 58 vs. Montana State (W, 86-28) 11/23/14
Won game by 60 points or more: 62 vs. Vanderbilt (W, 106-44) 3/5/03
Won game by 70 points or more: 74 vs. Tennessee-Martin (W, 124-50) 11/26/94
Lost game by 30 points or more: 34 vs. Duke (L, 118-84) 11/6/18
Lost game by 40 points or more: 41 at Vanderbilt (L, 93-52) 2/12/08

Lost game by 50 points or more: 55 at Kansas (L, 150-95) 12/9/89

Lost game by 60 points or more: 70 vs. Central (L, 87-17) 1/28/1910

Lost game by 70 points or more: 70 vs. Central (L, 87-17) 1/28/1910

Game decided by one point: vs. Seton Hall, 12/8/18 (L, 84-83 OT)

Game decided by two points: vs. LSU, 2/11/19 (L, 73-71)

Game decided by three points: vs. Kansas State, 3/22/18 (L, 61-58)

Two consecutive games decided by one point: vs. North Carolina (W, 73-72) 12/3/11 and at Indiana (L, 73-72) 12/10/11

Three consecutive games decided by one point: Never

Two consecutive games decided by two points: at Ole Miss (L, 71-69) 2/1/11 and Florida (L, 70-68) 2/5/11

Came back from 10-point deficit for win: W, 70-66 vs. Arkansas (2/26/19); Trailing by 15 at 45-30 (18:22 in 2nd)

Came back from 11-point deficit for win: W, 70-66 vs. Arkansas (2/26/19); Trailing by 15 at 45-30 (18:22 in 2nd)

Came back from 12-point deficit for win: W, 70-66 vs. Arkansas (2/26/19); Trailing by 15 at 45-30 (18:22 in 2nd)

Came back from 13-point deficit for win: W, 70-66 vs. Arkansas (2/26/19); Trailing by 15 at 45-30 (18:22 in 2nd)

Came back from 14-point deficit for win: W, 70-66 vs. Arkansas (2/26/19); Trailing by 15 at 45-30 (18:22 in 2nd)

Came back from 15-point deficit for win: W, 70-66 vs. Arkansas (2/26/19); Trailing by 15 at 45-30 (18:22 in 2nd)

Came back from 16-point deficit for win: W, 83-76 at West Virginia (1/27/18); Trailing by 17 at 40-23 (18:57 in 2nd))

Came back from 17-point deficit for win: W, 83-76 at West Virginia (1/27/18); Trailing by 17 at 40-23 (18:57 in 2nd)

Came back from 18-point deficit for win: W, 73-67 vs. Vanderbilt (2/28/17); Trailing by 19 at 25-6 (8:03 in 1st)

Came back from 19-point deficit for win: W, 73-67 vs. Vanderbilt (2/28/17); Trailing by 19 at 25-6 (8:03 in 1st)

Came back from 20-point deficit for win: W, 82-79 at Vanderbilt (2/22/97); Trailing by 22 at 40-18 (3:51 in 1st)

Came back from 30-point deficit for win: W, 99-95 at LSU (2/15/94); Trailing by 31 at 68-37 (15:34 in 2nd)

Came back from 31-point deficit for win: W, 99-95 at LSU (2/15/94); Trailing by 31 at 68-37 (15:34 in 2nd)

REBOUNDS

Pulled down 50 rebounds: 50 (21-29) vs. South Carolina, 2/5/19

Pulled down 55 rebounds: 59 (20-39) vs. Arizona State, 11/28/16

Pulled down 60 rebounds: 62 (19-43) vs. Morehead State, 12/16/96

OVERTIME GAMES

Played an overtime game: vs. Seton Hall, 12/8/18 (L, 84-83 OT)

Won an overtime game: vs. Vanderbilt, 1/30/18 (W, 83-81 OT)

Played an SEC overtime game: vs. Vanderbilt, 1/30/18 (W, 83-81 OT)

Won an SEC overtime game: vs. Vanderbilt, 1/30/18 (W, 83-81 OT)

Lost an overtime game: vs. Seton Hall, 12/8/18 (L, 84-83 OT)

Lost an SEC overtime game: at Texas A&M, 2/20/16 (L, 79-77 OT)

Played an overtime game in SEC Tournament: vs. Texas A&M, 3/13/16 (W, 82-77 OT)

Won an overtime game in SEC Tournament: vs. Texas A&M, 3/13/16 (W, 82-77 OT)

Played two overtimes: at Texas A&M, 1/10/15 (W, 70-64 2ot)

Played three overtimes: vs. Temple 12/7/57 (W, 85-83)

Played four overtimes: Never played four overtime game
Played consecutive games that went to overtime: 1/6/15 vs. Ole Miss (W, 89-86) and 1/10/15 at Texas A&M (70-64)



THE LAST TIME A UK OPPONENT ...

INDIVIDUALS

SCORING

Scored 25 points: Bryce Brown (28), Auburn, 1/19/19
Scored 30 points: Bubba Parham (35), VMI, 11/21/18
Scored 35 Points: Bubba Parham (35), VMI, 11/21/18
Scored 40 points: Elston Turner (40), Texas A&M, 1/12/13
Scored 45 points: David Robinson (45), Navy, 1/25/87
Scored 50 points: Austin Carr (50), Notre Dame, 12/29/79
Scored 60 points: Pete Maravich (64), LSU, 2/21/70
Scored 65 points: Never
Two players had 20 points: R.J. Barrett, Zion Williamson, Cam Reddish, Duke, 11/6/18
Three players had 20 points: R.J. Barrett, Zion Williamson, Cam Reddish, Duke, 11/6/18
Two players had 30 points: Ronnie Henderson (36) and Claren Ceasar (32), LSU, 2/15/94
Five players scored in double figures: Alabama, 1/5/19

FIELD GOALS

Made 15 FG in a game: David Robinson (17), Navy, 1/25/87
Made 16 FG in a game: David Robinson (17), Navy, 1/25/87
Made 17 FG in a game: David Robinson (17), Navy, 1/25/87
Made 18 FG in a game: Steve Downing (19), Indiana, 12/11/71
Made 19 FG in a game: Steve Downing (19), Indiana, 12/11/71
Made 20 FG in a game: Johnny Neumann (20), Ole Miss, 1/2/71
Made 21 FG in a game: Austin Carr (21), Notre Dame, 12/29/70
Made 22 FG in a game: Austin Carr (22), Notre Dame, 3/12/70
Made 23 FG in a game: Pete Maravich (23), LSU, 2/21/70
Made 24 FG in a game: Never
Attempted 17 FG in a game: Admiral Schofield (18), Tennessee, 2/16/19
Attempted 18 FG in a game: Admiral Schofield (18), Tennessee, 2/16/19
Attempted 19 FG in a game: Bubba Parham (20), VMI, 11/28/18
Attempted 20 FG in a game: Bubba Parham (20), VMI, 11/28/18
Attempted 25 FG in a game: R.J. Barrett (26), Duke, 11/6/18
Attempted 30 FG in a game: Freeman Williams (40), Portland State, 12/16/17
Attempted 35 FG in a game: Freeman Williams (40), Portland State, 12/16/17
Attempted 40 FG in a game: Freeman Williams (40), Portland State, 12/16/17
Attempted 45 FG in a game: Johnny Neumann (50), Ole Miss, 1/2/71
Attempted 50 FG in a game: Johnny Neumann (50), Ole Miss, 1/2/71
Attempted 53 FG in a game: Pete Maravich (53), LSU, 2/22/69
Attempted 54 FG in a game: Never

3-POINTERS

Made 5 3-pointers in a game: Isaiah Joe (5), Arkansas, 2/16/19
Made 6 3-pointers in a game: Bryce Brown (6), Auburn, 1/19/19
Made 7 3-pointers in a game: Bubba Parham (10), VMI, 11/18/18
Made 8 3-pointers in a game: Bubba Parham (10), VMI, 11/18/18
Made 9 3-pointers in a game: Bubba Parham (10), VMI, 11/18/18
Made 10 3-pointers in a game: Bubba Parham (10), VMI, 11/18/18
Made 11 3-pointers in a game: Corey Allmond (11), Sam Houston State, 11/19/2009
Made 12 3-pointers in a game: Never
Attempted 10 3-pointers in a game: Myles Powell (11), Seton Hall, 12/8/18
Attempted 15 3-pointers in a game: Bubba Parham (16), VMI, 11/18/18
Attempted 16 3-pointers in a game: Bubba Parham (16), VMI, 11/18/18
Attempted 17 3-pointers in a game: Chris Jackson (17), LSU, 2/15/90
Attempted 18 3-pointers in a game: Jeff Boschee (18), Kansas, 3/14/99
Attempted 19 3-pointers in a game: Never

FREE THROWS

Made 10 FT in a game: Jeff Roberson (10), Vanderbilt, 1/30/18
Made 11 FT in a game: J.J. Frazier (12), Georgia, 2/18/17
Made 12 FT in a game: J.J. Frazier (12), Georgia, 2/18/17
Made 13 FT in a game: Sindarius Thornwell (14), South Carolina, 1/21/17

Made 14 FT in a game: Sindarius Thornwell (14), South Carolina, 1/21/17
Made 15 FT in a game: Brenton Williams (15), South Carolina, 3/1/14
Made 16 FT in a game: Dan Cross (16), Florida, 2/18/95
Made 17 FT in a game: John Mengelt (17), Auburn, 3/2/70
Made 18 FT in a game: Pete Maravich (18), LSU, 2/21/70
Made 19 FT in a game: Never
Attempted 10 FT in a game: Grant Williams (10), Tennessee, 2/6/18
Attempted 15 FT in a game: J.J. Frazier (15), Georgia, 2/18/17
Attempted 20 FT in a game: Harding McCaleb (25), Louisville, 2/22/16
Attempted 25 FT in a game: Harding McCaleb (25), Louisville, 2/22/16
Attempted 26 FT in a game: Never

REBOUNDS

15 Rebs: Dedric Lawson (15), Kansas, 1/26/19
16 Rebs: Kennedy Meeks (17), North Carolina, 3/26/17
17 Rebs: Kennedy Meeks (17), North Carolina, 3/26/17
18 Rebs: Sean May (19), North Carolina, 12/4/04
19 Rebs: Sean May (19), North Carolina, 12/4/04
20 Rebs: Andrew DeClercq (20), Florida, 1/18/94
25 Rebs: Leon Douglas (25), Alabama, 1/20/75
30 Rebs: Kenneth Stanley (30), USC, 12/4/61
31 Rebs: Never
Two players had 10 rebounds: Desean Murray (11) and Anfernee McLemore (11), Auburn, 2/4/18
Three players had 10 rebounds: Craig Victor II (12), Tim Quarterman (10), Ben Simmons (10), LSU, 1/5/16

ASSISTS

10 assists: Tonny Trocha-Morelos (10), Texas A&M, 3/4/2017
11 assists: Dwyane Wade (11), Marquette, 3/29/03
12 assists: Edgar Padilla (12), UMass, 3/30/96
13 assists: Billy McCaffrey (14), Vanderbilt, 1/13/93
14 assists: Billy McCaffrey (14), Vanderbilt, 1/13/93
15 assists: Eric Richardson (15), Alabama, 2/4/84
16 assists: Never

BLOCKS

5 blocks: Akolda Manyang (5), Utah Valley, 11/10/17
6 blocks: Sagaba Konate (7), West Virginia, 1/27/18
7 blocks: Sagaba Konate (7), West Virginia, 1/27/18
8 blocks: Jarvis Varnado (10), Mississippi State, 1/15/08
9 blocks: Jarvis Varnado (10), Mississippi State, 1/15/08
10 blocks: Jarvis Varnado (10), Mississippi State, 1/15/08
11 blocks: Samaki Walker (11), Louisville, 1/1/95
12 blocks: Never

STEALS

5 steals: Ben Simmons (7), LSU, 3/5/16
6 steals: Ben Simmons (7), LSU, 3/5/16
7 steals: Ben Simmons (7), LSU, 3/5/16
8 steals: Never

TEAM

SCORING

Scored 90 or more points: 118, Duke, 11/6/18 (L, 118-84)
Scored 90 or more points (SEC game): 90, Georgia, 3/4/09 (L, 90-85)
Scored 100 or more points: 118, Duke, 11/6/18 (L, 118-84)
Scored 100 or more points (SEC game): 101, Arkansas, 2/10/93 (L, 101-94)
Scored 110 or more points: 118, Duke, 11/6/18 (L, 118-84)
Scored 110 or more points (SEC game): 110, Vanderbilt, 3/4/67 (L, 110-94)
Scored 120 or more points: 121, North Carolina, 12/27/89 (L, 121-110)
Scored 120 or more points (SEC game): Never
Scored 130 or more points: 150, Kansas, 12/9/89 (L, 150-95)
Scored 140 or more points: 150, Kansas, 12/9/89 (L, 150-95)
Scored 150 or more points: 150, Kansas, 12/9/89 (L, 150-95)
Scored 160 or more points: Never
Scored less than 50 points: 48, South Carolina, 2/5/19 (W, 76-48)
Scored less than 50 points (SEC game): 48, South Carolina, 2/5/19 (W, 76-48)
Scored less than 40 points: 39, West Virginia, 3/26/15 (W, 78-39)
Scored less than 40 points (SEC game): 37, Missouri, 1/13/15 (W, 86-37)
Scored less than 30 points: 28, Montana State, 11/23/14 (W, 86-28)
Scored less than 30 points (SEC game): 26, Georgia Tech,

1/28/46 (W, 86-37)
Scored less than 20 points: 18, Western Ontario, 12/10/49 (W, 90-21)
Scored less than 20 points (SEC game): 18, Alabama, 2/10/40 (W, 46-18)
Scored less than 10 points: 9, Tulane, 12/21/34 (W, 39-9)
Scored less than 10 points (SEC game): Never
Scored less than 5 points: Never

SHOOTING PERCENTAGES

Shot 70% from the field: Never
Shot 60% from the field: .640, Florida, 3/4/07
Shot 50% from the field: .544, Duke, 11/6/18
Shot 30% or less from the field: .276, Monmouth, 11/28/18 (16-58)
Shot 20% or less from the field: .197, Montana State, 11/23/14 (12-61)
Shot 10% or less from the field: Never (shooting percentages not recorded prior to 1947)

3-Pointers

Made 10 or more 3-pointers: 10, Arkansas, 2/26/19
Made 15 or more 3-pointers: 19, VMI, 11/18/18
Made 20 or more 3-pointers: Never
Made zero 3-pointers: 0, Auburn, 1/19/13 (0-15)

FREE THROWS

Shot 90% or better from FT line: 92.3 (12-13), Texas A&M, 1/9/19
Shot 100% from FT Line: 5-5, VMI, 11/18/18
Shot 50% or less from FT line: .357 (5-14), South Carolina, 2/5/19
Attempted 40 FT: 47, Kansas, 1/30/16 (30-47)
Attempted five or less FT: 5, VMI, 11/18/18 (5-5)
Made 30 FT: 30, Tennessee, 2/2/16 (30-34)

REBOUNDS

Pulled down 50 rebounds: 54 (17-37), Florida, 2/4/17



RUPP ARENA

Year-by-Year Records

Season	W-L	Percentage
2018-19	16-1	.941
2017-18	16-2	.889
2016-17	15-2	.882
2015-16	17-0	1.000
2014-15	19-0	1.000
2013-14	16-2	.889
2012-13	16-2	.889
2011-12	18-0	1.000
2010-11	15-0	1.000
2009-10	18-0	1.000
2008-09	12-6	.667
2007-08	14-4	.778
2006-07	14-2	.875
2005-06	10-5	.667
2004-05	14-1	.933
2003-04	11-2	.846
2002-03	12-1	.923
2001-02	12-3	.800
2000-01	11-1	.917
1999-2000	14-0	1.000
1998-99	12-1	.923
1997-98	9-3	.750
1996-97	12-1	.923
1995-96	13-0	1.000
1994-95	12-1	.923
1993-94	13-1	.929
1992-93	16-0	1.000
1991-92	15-2	.882
1990-91	13-0	1.000
1989-90	13-2	.867
1988-89	8-6	.571
1987-88	14-2	.875
1986-87	13-2	.867
1985-86	18-0	1.000
1984-85	11-3	.786
1983-84	16-0	1.000
1982-83	14-1	.933
1981-82	15-1	.938
1980-81	15-0	1.000
1979-80	12-3	.800
1978-79	11-4	.733
1977-78	16-0	1.000
1976-77	12-2	.857
Total	593-69	.896

Top 10 All-Time Attendances

No.	Att.	Opp.	Date	Result
1.	24,479	Louisville	1/20/10	W, 71-62
2.	24,468	N. Carolina	12/5/09	W, 68-66
3.	24,467	Tennessee	2/16/19	W, 86-69
4.	24,465	Florida	2/10/07	L, 64-61
5.	24,459	Florida	2/4/03	W, 70-55
6.	24,432	Louisville	12/17/05	W, 73-61
7.	24,431	Florida	2/25/17	W, 76-66
8.	24,428	Florida	3/7/15	W, 67-50
9.	24,425	Florida	2/15/14	L, 69-59
10.	24,418	Kansas	1/28/17	L, 79-73

Top 10 Attendances of 18-19

No.	Att.	Opp.	Date	Result
1.	24,467	Tennessee	2/16/19	W, 86-69
2.	24,387	Kansas	1/26/19	W, 71-63
3.	23,490	LSU	2/12/19	L, 73-71
4.	23,427	Auburn	2/23/19	W, 80-53
5.	22,504	Vanderbilt	1/12/19	W, 56-47
6.	22,048	Texas A&M	1/8/19	W, 85-74
7.	21,998	Arkansas	2/26/19	W, 70-66
8.	21,922	Utah	12/15/18	W, 88-61
9.	21,853	UNCG	12/1/18	W, 78-61
10.	21,449	Miss. State	1/22/19	W, 76-55

Cats Rock at Rupp

The Wildcats are 593-69 (.896) in Rupp Arena. Among the most notable marks of dominance as the nation's toughest venue to play include:

- A school record 54-game winning streak to begin the John Calipari era
- The Wildcats are 316-43 (.880) in regular-season SEC games in the building
- Kentucky set a new program home record of 19 wins in 2014-15
- The Wildcats have gone undefeated at home in five of John Calipari's 10 seasons
- Overall, UK has posted a perfect mark in 13 of Rupp Arena's 42 seasons

Cal Owns Longest Win Streaks in Rupp

With UK's 2011-12 season-opening victory over Marist, UK head coach John Calipari recorded his 34th consecutive win in Rupp Arena as UK's head coach. It broke former UK head coach Rick Pitino's longest streak of 33 games in the venue.

The winning streak reached as long as 54 games. Calipari didn't suffer his first loss in Rupp Arena until losing to Baylor in his fourth season. The 54-game run, however, was his longest career winning streak. He also had the second-longest streak in the arena as the Cats won 42 straight from March 4, 2014 to Nov. 25, 2016.

Pack the House

Kentucky has led the nation in average home attendance in 20 of the last 23 seasons. That number includes a Rupp Arena record of 24,110 in John Calipari's first season (2009-10) as head coach.

- Kentucky averaged 21,875 fans during the 2017-18 season
- UK has averaged 23,000 or more fans in seven of Calipari's nine complete seasons
- The Wildcats led the nation in average attendance in 2017-18

The Top-Ranked Team at Home

Kentucky has lost just three times at home as the Associated Press top-ranked team in the history of the program and just twice in Rupp Arena. Prior to the loss to UCLA by three on Dec. 3, 2016, the other two losses came by just one point.

The Wildcats are 53-2 all-time as the AP No. 1 team in Rupp Arena since its opening in 1976. The first loss was to Auburn, 53-52, on Jan. 9, 1988.

Coach Cal in Rupp Arena

It's been downright difficult to beat the Wildcats in Rupp Arena during the John Calipari era. UK is 166-9 (.949) in Rupp Arena under Calipari.

- UK is 20-5 (.800) vs. ranked opponents in Rupp in the Calipari era
- The Wildcats are 146-4 (.973) vs. unranked teams in Rupp under Cal
- UK is 86-3 (.966) at home vs. nonconference foes under Calipari
- Calipari notched his 100th career win in Rupp Arena as UK's coach with the Wildcats' 110-75 rout of Auburn on Feb. 21, 2014. It took Calipari just 104 games to reach the century mark at home, the fastest of any UK coach

Cal Passes Hall for Rupp Record

With a 101-70 victory over Cleveland State on Nov. 23, 2016, John Calipari passed former UK head coach Joe B. Hall for wins in Rupp Arena history.

Calipari currently has 166 victories inside the historic venue. Hall won 122.

Rupp Arena Quick Facts

Year Opened:	1976
First Game:	Nov. 27, 1976
All-Time Record:	593-69 (89.6)
Record Under Calipari:	166-9 (94.9)
Capacity:	23,000
Record Crowd:	24,479 (1/20/10)
Longest Winning Streak:	54 (11/9/10-12/1/12)
Current Winning Streak:	3

2018-19 Opponent Breakdown

Southern Illinois (Nov. 9)

All-time games in Rupp Arena: One
UK record in Rupp vs. SIU: 1-0
Last time in Rupp Arena: UK, 71-59 (11/9/18)

North Dakota (Nov. 14)

All-time games in Rupp Arena: One
UK record in Rupp vs. NDU: 1-0
Last time in Rupp Arena: UK, 96-58 (11/14/18)

VMI (Nov. 18)

All-time games in Rupp Arena: Three
UK record in Rupp vs. VMI: 2-1
Last time in Rupp Arena: UK, 92-82 (11/18/08)

Winthrop (Nov. 21)

All-time games in Rupp Arena: Three
UK record in Rupp vs. WU: 3-0
Last time in Rupp Arena: UK, 87-74 (11/21/18)

Tennessee State (Nov. 23)

All-time games in Rupp Arena: Four
UK record in Rupp vs. TSU: 4-0
Last time in Rupp Arena: UK, 77-62 (11/23/18)

Monmouth (Nov. 28)

All-time games in Rupp Arena: One
UK record in Rupp vs. MU: 1-0
Last time in Rupp Arena: UK, 90-44 (11/28/18)

UNC Greensboro (Nov. 23)

All-time games in Rupp Arena: One
UK record in Rupp vs. UNCG: 1-0
Last time in Rupp Arena: UK, 78-61 (12/1/18)

Utah (Dec. 15)

All-time games in Rupp Arena: Three
UK record in Rupp vs. Utah: 2-1
Last time in Rupp Arena: UK, 88-61 (12/15/18)

Texas A&M (Jan. 8)

All-time games in Rupp Arena: Six
UK record in Rupp vs. TAMU: 4-2
Last time in Rupp Arena: UK, 85-74 (1/8/19)

Vanderbilt (Jan. 12)

All-time games in Rupp Arena: 41
UK record in Rupp vs. VU: 39-2
Last time in Rupp Arena: UK, 56-47 (1/12/19)

Mississippi State (Jan. 22)

All-time games in Rupp Arena: 30
UK record in Rupp vs. MSU: 28-2
Last time in Rupp Arena: UK, 76-55 (1/22/19)

Kansas (Jan. 26)

All-time games in Rupp Arena: Seven
UK record in Rupp vs. KU: 5-2
Last time in Rupp Arena: UK, 71-63 (1/29/19)

South Carolina (Feb. 5)

All-time games in Rupp Arena: 27
UK record in Rupp vs. USC: 25-2
Last time in Rupp Arena: UK, 76-48 (2/5/19)

LSU (Feb. 12)

All-time games in Rupp Arena: 32
UK record in Rupp vs. LSU: 26-6
Last time in Rupp Arena: LSU, 73-71 (2/12/19)

Tennessee (Feb. 16)

All-time games in Rupp Arena: 43
UK record in Rupp vs. UT: 38-5
Last time in Rupp Arena: UK, 86-69 (2/16/19)

Auburn (Feb. 23)

All-time games in Rupp Arena: 30
UK record in Rupp vs. AU: 28-2
Last time in Rupp Arena: UK, 80-53 (2/23/19)

Arkansas (Feb. 26)

All-time games in Rupp Arena: 16
UK record in Rupp vs. UA: 13-3
Last time in Rupp Arena: UK, 70-66 (2/26/19)

Florida (Jan. 20)

All-time games in Rupp Arena: 42
UK record in Rupp vs. UF: 34-8
Last time in Rupp Arena: UF, 66-64 (1/20/18)



COACH CALIPARI

UK vs. AP Ranked Foes Under Cal

In John Calipari Era (2009-Present)

57-28

vs. No. 1 Tennessee	Feb. 16, 2019	W, 86-69
vs. No. 19 LSU	Feb. 13, 2019	L, 73-71
vs. No. 9 Kansas	Jan. 26, 2019	W, 71-63
vs. No. 22 Mississippi State	Jan. 22, 2019	W, 76-55
at No. 14 Auburn	Jan. 19, 2019	W, 82-80
vs. No. 9 North Carolina (Chicago)	Dec. 22, 2018	W, 80-72
vs. No. 4 Duke (Indianapolis)	Nov. 6, 2018	L, 118-84
vs. No. 13 Tennessee (SECT)	March 11, 2018	L, 77-72
at No. 10 Auburn	Feb. 14, 2018	L, 76-66
vs. No. 15 Tennessee	Feb. 6, 2018	L, 61-59
at No. 7 West Virginia	Jan. 27, 2018	W, 83-76
at No. 23 Tennessee	Jan. 6, 2018	L, 76-65
vs. No. 4 Kansas (Chicago)	Nov. 14, 2017	L, 65-61
vs. No. 6 North Carolina (NCAA)	March 26, 2017	L, 75-73
vs. No. 8 UCLA (NCAA)	March 24, 2017	W, 86-75
vs. No. 19 Wichita St. (NCAA)	March 19, 2017	W, 65-62
vs. No. 13 Florida	Feb. 25, 2017	W, 76-66
at No. 24 Florida	Feb. 4, 2017	L, 88-66
vs. No. 2 Kansas	Jan. 28, 2017	L, 79-73
vs. No. 24 South Carolina	Jan. 21, 2017	W, 85-69
at No. 10 Louisville	Dec. 21, 2016	L, 73-70
vs. No. 7 North Carolina (Las Vegas)	Dec. 17, 2016	W, 103-100
vs. No. 11 UCLA	Dec. 3, 2016	L, 97-92
vs. No. 13 Michigan St. (New York)	Nov. 15, 2016	W, 69-48
vs. No. 14 Indiana (NCAA)	March 19, 2016	L, 73-67
vs. No. 17 Texas A&M (SECT)	March 13, 2016	W, 82-77
at No. 4 Kansas	Jan. 30, 2016	L, 90-84
vs. No. 16 Louisville	Dec. 27, 2015	W, 75-73
vs. No. 5 Duke (Chicago)	Nov. 17, 2015	W, 74-63
vs. No. 3 Wisconsin (NCAA)	April 4, 2015	L, 71-64
vs. No. 8 Notre Dame (NCAA)	March 28, 2015	W, 68-66
vs. No. 20 West Virginia (NCAA)	March 26, 2015	W, 78-39
vs. No. 21 Arkansas (SECT)	March 15, 2015	W, 78-63
vs. No. 18 Arkansas	Feb. 28, 2015	W, 84-67
at No. 4 Louisville	Dec. 27, 2014	W, 58-50
vs. No. 21 North Carolina	Dec. 13, 2014	W, 84-70
vs. No. 6 Texas	Dec. 5, 2014	W, 63-51
vs. No. 5 Kansas (Indianapolis)	Nov. 18, 2014	W, 72-40
vs. No. 18 UConn (NCAA)	April 7, 2014	L, 60-54
vs. No. 12 Wisconsin (NCAA)	April 5, 2014	W, 74-73
vs. No. 7 Michigan (NCAA)	March 30, 2014	W, 75-72
vs. No. 5 Louisville (NCAA)	March 28, 2014	W, 74-69
vs. No. 2 Wichita St. (NCAA)	March 23, 2014	W, 78-76
at No. 1 Florida (SECT)	March 16, 2014	L, 61-60
at No. 1 Florida	March 8, 2014	L, 84-65
vs. No. 3 Florida	Feb. 15, 2014	L, 69-59
vs. No. 4 Louisville	Dec. 28, 2013	W, 73-66
at No. 18 North Carolina	Dec. 14, 2013	L, 82-77
vs. No. 20 Baylor (Dallas)	Dec. 6, 2013	L, 67-62
vs. No. 2 Michigan St. (Chicago)	Nov. 12, 2013	L, 78-74
vs. No. 11 Florida	March 9, 2013	W, 61-57
at No. 7 Florida	Feb. 12, 2013	L, 69-52
at No. 16 Ole Miss	Jan. 29, 2013	W, 87-74
at No. 4 Louisville	Dec. 29, 2012	L, 80-77
vs. No. 9 Duke (Atlanta)	Nov. 13, 2012	L, 75-68
vs. No. 6 Kansas (NCAA)	April 2, 2012	W, 67-59
vs. No. 17 Louisville (NCAA)	March 31, 2012	W, 69-61
vs. No. 9 Baylor (NCAA)	March 25, 2012	W, 82-70
vs. No. 16 Indiana (NCAA)	March 23, 2012	W, 87-71
vs. No. 22 Florida (SECT)	March 10, 2012	W, 74-71
at No. 16 Florida	March 4, 2012	W, 74-59
vs. No. 8 Florida	Feb. 7, 2012	W, 78-58
vs. No. 4 Louisville	Dec. 31, 2011	W, 69-62
vs. No. 5 North Carolina	Dec. 3, 2011	W, 73-72
vs. No. 12 Kansas (New York)	Nov. 15, 2011	W, 75-65
vs. No. 9 UConn (NCAA)	April 2, 2011	L, 56-55
vs. No. 7 North Carolina (NCAA)	March 27, 2011	W, 76-69
vs. No. 1 Ohio State (NCAA)	March 25, 2011	W, 62-60
vs. No. 22 West Virginia (NCAA)	March 19, 2011	W, 71-63
vs. No. 12 Florida (SECT)	March 13, 2011	W, 70-54
vs. No. 21 Vanderbilt	March 1, 2011	W, 68-66
vs. No. 13 Florida	Feb. 26, 2011	W, 76-68
at No. 21 Vanderbilt	Feb. 12, 2011	L, 81-77
at No. 22 Louisville	Dec. 31, 2010	W, 78-63
vs. No. 23 Notre Dame (Louisville)	Dec. 8, 2010	W, 72-58
vs. No. 13 Washington (Maui)	Nov. 23, 2010	L, 74-67
vs. No. 6 West Virginia (NCAA)	March 17, 2010	W, 73-66
vs. No. 15 Tennessee (SECT)	March 13, 2010	W, 74-45
at No. 19 Tennessee	Feb. 27, 2010	L, 74-65
at No. 17 Vanderbilt	Feb. 20, 2010	W, 58-56
vs. No. 12 Tennessee	Feb. 13, 2010	W, 73-62
vs. No. 25 Ole Miss	Feb. 2, 2010	W, 85-75
vs. No. 21 Vanderbilt	Jan. 30, 2010	W, 85-72
vs. No. 14 UConn (New York)	Dec. 9, 2009	W, 64-61
vs. No. 10 North Carolina	Dec. 5, 2009	W, 68-66

Calipari's Record at UK vs:

vs. No. 1	2-2
vs. Top 3	3-6
vs. Top 5	10-10
vs. Top 10	23-17
vs. Top 15	36-20
vs. Top 20	46-25
vs. Top 25	57-28
Home	20-5
Away	7-11
Neutral	30-12
SEC Journey	5-1
NCAA Tourney	15-6

Moving Up the Kentucky Career Wins List

With an 80-53 victory vs. Auburn on Feb. 23, 2019, John Calipari moved past Joe B. Hall for the second most wins in program history. Calipari trails only the legendary Adolph Rupp (876 wins) for the most wins at Kentucky and is just one win shy of 300.

Although he's still climbing the charts, he's doing it nearly as fast as anyone else in school history. With a thrilling 75-73 victory over rival Louisville on Dec. 26, 2015, John Calipari captured his 200th career win at Kentucky faster than any coach in UK history -- and nearly faster than anyone has ever done it at any school.

Calipari reached the 200-win plateau in his 240th career game at Kentucky. Rick Pitino, previously the fastest to 200 wins at UK prior to Calipari, didn't capture his 200th Wildcat win until his 249th game. Rupp reached 200 during his 250th game.

Not only did Calipari reach the 200-win mark in record pace at Kentucky, he also nearly set the all-time Division I mark. With the win over U of L, he became the second-fastest Division I men's basketball coach to reach 200 victories at a single school, behind only LIU-Brooklyn's Clair Bee, who achieved the feat in 231 games.

When Calipari tied Hall with his 297th win at Missouri on Feb. 19, 2019, the did so 32 games faster than Hall and just two games slower than Rupp.

If Kentucky beats Tennessee on Saturday, Calipari would become the fourth-fastest coach to 300 wins at one program in NCAA history. Calipari passed Tubby Smith on Dec. 1, 2019, for the third-most coached games at UK. Smith's 10-year career with the Wildcats ended with his 346th game. Calipari and UK's win over UNC Greensboro on Dec. 1 marked the 347th career game he's been at the helm.

Rupp is obviously first in games coached with a 42-year tenure spanning 1,066 career games.

First-Ballot Hall of Famer

Kentucky men's basketball coach John Calipari joined basketball's fraternity of legends in September 2015 after being elected to the Naismith Memorial Basketball Hall of Fame on the first ballot.

Calipari joined an elite group of basketball players and coaches in the Naismith Hall of Fame, considered to be one of the ultimate honors in the sport. The Class of 2015 included Calipari, Dick Bevetta, Wildcat Louie Dampier, Lindsay Gaze, Tom Heinsohn, John Isaacs, Spencer Haywood, Lisa Leslie, Dikembe Mutombo, George Raveling and JoJo White.

A Decorated Decade

Entering year No. 10 at Kentucky, John Calipari's time in Lexington has been every bit as successful -- and more -- as fans could have hoped when he agreed to become the head coach at UK back in the spring of 2009.

By just about every measure, he's been the most successful coach in college basketball during his time at Kentucky as he gets ready to put the first decade behind him. Among schools who have been to at least two Elite Eights and a Final Four since 2009-10, Calipari ranks:

- Second in wins (299)
- First in NCAA Tournament wins (28)
- Fourth in NCAA titles (one)
- First in Final Four appearances (four)
- First in Elite Eight appearances (six)
- First in Sweet 16 appearances (seven)
- Third in regular-season conference titles (five)
- Second in league tournament titles (six)

700 Victories and Counting

With Kentucky's win over UIC on Nov. 26, 2017, John Calipari reached the 700 on-court win plateau. He is one of just 41 coaches, regardless of NCAA level of classification, to reach that barrier. Only 29 coaches have done it with at least 10 seasons at the Division I level.

Calipari became the fourth-fastest coach to 700 on-court wins ever. Only Adolph Rupp (836 games), Jerry Taskanian (876 games) and Roy Williams (879 games) did it faster.

Calipari is currently the only coach in NCAA history with at least 189 victories at three different schools

Calipari in Elite Company with Conference Championships

Kentucky men's basketball coach John Calipari added another first to his Hall of Fame career in 2017.

When Kentucky clinched at least a share of the 2017 Southeastern Conference championship by beating Vanderbilt on Feb. 28, 2017, he made history as a head coach. Calipari became the first NCAA Division I coach to lead three different programs (UMass, Memphis, Kentucky) to five on-court regular-season league titles five different times. He won the Atlantic 10 at the helm of UMass in 1992, 93, 94, 95 and 96. Memphis claimed the Conference USA crown in 2004, 06, 07, 08 and 09. Kentucky has captured the SEC five times in 2010, 12, 15, 16 and 17.

Perhaps more impressive is that Calipari has 30 combined regular-season and tournament championships after the 2018 SEC Tournament title. That trails only Mark Few of Gonzaga (33 titles with the West Coast Conference regular-season title in 2019) among all active coaches. All-time, Calipari trails only the great Adolph Rupp (41) and Few.

Calipari Unrivaled in Conference

John Calipari has won 15 league regular-season championships (including the 2010, 2012, 2015, 2016 and 2017 SEC championships) seven more than the next-closest coach in the SEC (Bruce Pearl has eight conference titles). With a 2018 SEC Tournament championship -- Calipari's fourth straight and sixth at UK -- he owns 15 conference tournament titles, 11 more than his closest competitors (Ben Howland and Kermit Davis).

He's tallied a 342-103 (.769) all-time record within conference play as a head coach and owns a 134-37 (.784) record since joining the SEC.

Although he's been publicly outspoken against conference tournaments -- only because he doesn't favor playing three or more games on consecutive days to win the tournament -- his teams have gotten up for them. Calipari's teams at UMass, Memphis and Kentucky have been to 19 conference championship games in his 26-year career, winning a remarkable 15 of them.

30 is the new 20: Calipari Secures Another 20-Win Season

With a 71-67 win over Mississippi State on Feb. 9, 2019, John Calipari achieved another feat in his decorated coaching career. With his 20th victory in 2019, he secured his 25th consecutive on-court 20-win season. He leads all active coaches with that streak, ahead of Mike Krzyzewski (23) and Bill Self (21).

With a first-round win over Northern Kentucky in the 2017 NCAA Tournament, Calipari and the Cats clinched a 30-win season for the fourth time as UK's head coach. Calipari has 10 seasons with 30 or more on-court wins. Only Krzyzewski (14) and Roy Williams (12) have more 30-win seasons as an active head coach. Calipari is the first coach in NCAA Division I history to record five straight on-court 30-win seasons, notching 30 wins in consecutive seasons from 2005-06 to 2009-10.

ON PACE WITH THE BARON OF THE BLUEGRASS

- Legendary coach Adolph Rupp won 876 career games while he was the coach of UK. He also led Kentucky to five NCAA titles during his 41-year tenure.
- John Calipari is just behind pace with Rupp to begin his career at UK in total victories. Calipari (.815) is slightly behind Rupp (.822) in total UK career winning percentage.

Coach	Games	Record	Next Game (368th Game)
Adolph Rupp	367	301-66	def. Xavier 71-34 (Jan. 25, 1947)
John Calipari	367	299-68	March 2 at Tennessee
Joe B. Hall	367	280-87	lost to Purdue 66-56 (Dec. 1, 1984)



COACH CALIPARI

In the NCAA's Academic Progress Rate, which measures eligibility, retention and graduation, UK has posted a single-year Academic Progress Rate of 977 or higher in every season under Calipari, including a perfect 1,000 in the last five single-year reports. Kentucky's four-year composite score in the most recent report, which was released in May of 2018, was a 1,000, earning the team an NCAA academic award for the fourth year in a row for finishing in the top 10 percent of Division I men's basketball programs.

Under Calipari, the Wildcats routinely post a 3.0 grade-point average or better.

Dream Maker

As someone who prides himself on helping young men reach their dreams, Coach Cal has helped 46 players earn selection in the NBA Draft during his college coaching career, including 35 over his first nine seasons at Kentucky, which is more than any other coach.

- Four No. 1 overall selections (Derrick Rose, John Wall, Anthony Davis and Karl-Anthony Towns) during the nine drafts from 2008 to 2016. No other coach has more than two No. 1 picks
- In 2010, five of his UK players were selected in the first round for the first time in NBA history
- His six players in the 2012 and 2015 NBA drafts are the most in the two-round era
- Churned out 35 NBA Draft picks, 26 first-rounders, three No. 1 overall selections, seven top-five picks and 19 lottery picks at Kentucky
- Of the 54 players who have finished their college careers at Kentucky under Calipari, 35 have been selected in the NBA Draft (64.8 percent)
- Of the 21 players at UK who have declared for the NBA Draft after their freshman seasons, all 23 of 25 have been first-round picks. He is 27 for 29 in that regard when including his players from Memphis
- Dating back to the 2008 draft, 40 players under Coach Cal have been taken in the NBA Draft, including 28 first-rounders
- Only coach to produce the top two picks in the same draft (2012 - Anthony Davis and Michael Kidd-Gilchrist)
- Produced a top-10 pick in 11 straight drafts since 2008, the only school to do so during that time period

Developing Talent

John Calipari hasn't just signed the best talent in the country while he's been at Kentucky; he's been the best at developing that talent and getting it ready for the next level.

Of the 30 top-25 Rivals.com players Kentucky has signed and have completed their college eligibility at UK, 26 were drafted and 21 were selected in the first round. But that's only half the story. Calipari's players don't just make it to the pros; they're better prepared than anyone else. The proof is in the numbers.

Over the course of his career, Calipari's nearly 50 NBA pros have nearly \$1.9 billion in NBA contracts alone, which doesn't include endorsement deals and overseas contracts. Of his UK players in the NBA, they've earned nearly \$1.5 billion in guaranteed contracts.

Double-Digit Win Streaks

Kentucky's 10-game winning streak this season -- its longest since winning 14 consecutive games near the end of the 2016-17 season -- was not abnormal for John Calipari-coached teams. Calipari's teams have posted 19 streaks of 10 or more wins at Kentucky, Memphis and UMass, including seven at UK.

They've won have won 15 or more straight games nine times, 20 or more six times, 25 or more five times, and 30 or more one time. Of course, the most famous streak was the 38-0 start during the 2014-15 season.

1. 38 Kentucky, 2014-15	6. 24 Kentucky, 2011-12	T10. 14 UMass, 1991-92	T16. 10 Kentucky, 2018-19
2. 27 Memphis, 2008-09	7. 19 Kentucky, 2009-10	T12. 12 Memphis, 2007-08	T16. 10 Kentucky, 2010-11
T3. 26 Memphis, 2007-08	8. 16 UMass, 1994-95	T12. 12 Memphis, 2002-03	T16. 10 Memphis, 2001-02
T3. 26 UMass, 1995-96	9. 15 Memphis, 2005-06	T12. 12 UMass, 1992-93	T16. 10 UMass, 1993-94
5. 25 Memphis, 2006-07	T10. 14 Kentucky, 2016-17	15. 11 Memphis, 2003-04	

Calipari Knows Defense

Although the 2018-19 Wildcats are off to a slow defensive start, defense has always been a staple of John Calipari-coached teams. Dating back to complete NCAA records beginning in 2001-02, Calipari's teams have been among national leaders in several critical defensive categories.

Year	FG % Def.	3PT FG % Def.	Rebound Margin	Scoring Margin	Blocks
2001-02 (UM)	13th (39.5)	N/A (29.3)	11th (+6.6)	15th (+11.2)	54th (4.4)
2002-03 (UM)	28th (40.6)	N/A (29.3)	44th (+4.1)	32nd (+8.0)	26th (5.1)
2003-04 (UM)	34th (40.5)	N/A (35.8)	58th (+3.4)	48th (+7.1)	20th (5.0)
2004-05 (UM)	4th (38.4)	N/A (32.7)	75th (+2.9)	62nd (+5.9)	13th (5.4)
2005-06 (UM)	2nd (38.0)	N/A (30.3)	9th (+6.7)	9th (+14.6)	8th (6.4)
2006-07 (UM)	12th (39.0)	N/A (31.3)	28th (+5.3)	5th (+5.8)	12th (5.9)
2007-08 (UM)	12th (39.1)	N/A (30.2)	16th (+6.2)	2nd (+18.0)	8th (6.1)
2008-09 (UM)	1st (37.1)	10th (30.0)	19th (+6.1)	2nd (+16.3)	7th (6.0)
2009-10 (UK)	3rd (37.8)	47th (31.3)	4th (+8.1)	6th (+14.3)	4th (7.2)
2010-11 (UK)	15th (39.4)	59th (32.4)	60th (+3.6)	13th (+11.4)	3rd (6.3)
2011-12 (UK)	1st (37.4)	67th (31.8)	12th (+6.8)	1st (+16.8)	1st (8.6)
2012-13 (UK)	30th (39.2)	104th (32.4)	48th (+4.3)	48th (+8.2)	3rd (6.6)
2013-14 (UK)	59th (41.1)	67th (32.2)	2nd (+9.4)	43rd (+8.2)	13th (5.9)
2014-15 (UK)	1st (35.4)	3rd (27.1)	15th (+6.8)	1st (+20.1)	2nd (6.9)
2015-16 (UK)	24th (39.7)	75th (32.6)	39th (+5.2)	17th (+11.4)	6th (5.8)
2016-17 (UK)	98th (42.4)	12th (30.6)	39th (+4.7)	9th (+13.4)	15th (5.3)
2017-18 (UK)	14th (40.4)	4th (30.1)	40th (+5.1)	48th (+6.5)	31st (4.8)
2018-19 (UK)	23rd (40.2)	233rd (35.2)	3rd (+9.7)	16th (+13.0)	14th (5.0)

rankings through Feb. 26

Former Players' NBA Awards

NBA Player of the Year	DeMarcus Cousins (2nd) 2015	John Wall (2nd) 2015	Derrick Rose 2012
Derrick Rose 2011	Derrick Rose (1st) 2012	Marcus Camby (1st) 2008	Derrick Rose 2011
	Derrick Rose (1st) 2011	Marcus Camby (1st) 2007	Derrick Rose 2010
NBA Rookie of the Year	All-NBA Rookie Team		
Karl-Anthony Towns 2016	Jamal Murray (2nd) 2017		
Tyreke Evans 2010	Karl Towns (1st) 2016	NBA All-Star Team	
Derrick Rose 2009	Devin Booker (1st) 2016	Anthony Davis 2019	All-Star Game MVP
	W.Cauley-Stein (2nd) 2016	Karl-Anthony Towns 2019	Anthony Davis 2017
	Nerlens Noel (1st) 2015	DeMarcus Cousins 2018	Rising Stars Challenge MVP
NBA Defensive Player of the Year	Anthony Davis (1st) 2013	Anthony Davis 2018	Jamal Murray 2017
Marcus Camby 2007	M. Kidd-Gilchrist (2nd) 2013	Karl-Anthony Towns 2018	John Wall 2011
	Brandon Knight (1st) 2012	John Wall 2018	Tyreke Evans 2010
	D. Cousins (1st) 2011	DeMarcus Cousins 2017	
NBA Cares Community Assist Award	John Wall (1st) 2011	Anthony Davis 2017	
DeMarcus Cousins 2017	Eric Bledsoe (2nd) 2011	John Wall 2017	Slam Dunk Contest Winner
John Wall 2016	Tyreke Evans (1st) 2010	DeMarcus Cousins 2016	Hamidou Diallo 2019
	Derrick Rose (1st) 2010	Anthony Davis 2016	John Wall 2014
	Marcus Camby (1st) 1997	John Wall 2016	Three-Point Contest Winner
All-NBA Team		DeMarcus Cousins 2015	Devin Booker 2018
Anthony Davis (1st) 2018	All-NBA Defensive Team	Anthony Davis 2015	
Karl Towns (3rd) 2018	Anthony Davis (1st) 2018	John Wall 2015	Skills Challenge Winner
Anthony Davis (1st) 2017	Anthony Davis (2nd) 2017	Anthony Davis 2014	Karl-Anthony Towns 2016
John Wall (3rd) 2017	Anthony Davis (2nd) 2015	John Wall 2014	
DeMarcus Cousins (2nd) 2016		John Wall 2014	
Anthony Davis (1st) 2015			

Recruiting Trail

The Wildcats have signed more top-25 players under John Calipari's leadership than any other school. Nearly a quarter of all Rivals' top-10 prospects nationally over the past 10 classes have signed with Coach Cal and the Cats.

PLAYER (YEAR)	ESPN	RIVALS	247	MCD	JB
Dontaie Allen ('19)	NR	55	88		
Tyrese Maxey ('19)	11	9	11	Y	
Ashton Hagans ('18)	20	13	12		
Tyler Herro ('18)	30	36	38		Y
Keldon Johnson ('18)	7	15	18	Y	Y
EJ Montgomery ('18)	14	11	6		Y
Zan Payne ('18)	NR	NR	NR		
Immanuel Quickley ('18)	25	22	19		Y
Jemarl Baker ('17)	66	82	90		
Hamidou Diallo ('17)	11~	10~	11		
Shai Gilgeous-Alexander ('17)	35	34	20		
Quade Green ('17)	24	22	33	Y	Y
Kevin Knox ('17)	10	10	18	Y	Y
Nick Richards ('17)	17	17	15	Y	Y
Jarred Vanderbilt ('17)	19	14	12	Y	Y
PJ Washington ('17)	12	15	9	Y	Y
Bam Adebayo ('16)	5	7	12	Y	Y
Brad Calipari ('16)	NR	NR	NR		
De'Aaron Fox ('16)	6	6	6	Y	Y
Wenwen Gabriel ('16)	14	13	14		Y
Sacha Killeya-Jones ('16)	24	24	25	Y	
Malik Monk ('16)	9	9	10	Y	Y
Tai Wynyard ('16)	NR	NR	NR		
Isaiah Briscoe ('15)	13	10	16	Y	Y
Jonny David ('15)	NR@	NR@	NR@		
Isaac Humphries ('15)	49	NR^	62		
Skal Labissiere ('15)	2	1	2		Y
Charles Matthews ('15)	42	48	74	Y	
Jamal Murray ('15)	NA^	9	10		
Dillon Pulliam ('15)	NA^	NR	NA#		
Devin Booker ('14)	18	29	22	Y	Y
Trey Lyles ('14)	6	13	17	Y	Y
Karl-Anthony Towns ('14)	9	5	2	Y	Y
Tyler Ulis ('14)	25	21	20	Y	Y
EJ Floreal ('13)	NR@	NR@	NR@		
Aaron Harrison ('13)	9	7	5	Y	Y
Andrew Harrison ('13)	5	5	3	Y	Y
Dominique Hawkins ('13)	NR	NR	151		
Dakari Johnson ('13)	7	9	8	Y	Y
Marcus Lee ('13)	25	19	14	Y	Y
Julius Randle ('13)	3	2	2	Y	Y
Derek Willis ('13)	NR	115	58		
James Young ('13)	8	11	10	Y	Y
Archie Goodwin ('12)	15	14	18	Y	Y
Willie Cauley-Stein ('12)	40	40	47		
Tod Lanter ('12)	NA#@	NA#@	NA#@		
Julius Mays ('12)	NA#	NA#	NA#		
Nerlens Noel ('12)	1	2	1		Y
Alex Pooythress ('12)	13	8	7	Y	Y
Twany Beckham ('11)	NA#	NA#	NA#		
Anthony Davis ('11)	1	2	1	Y	Y
Ryan Harrow ('11)	NA#	NA#	NA#		
Michael Kidd-Gilchrist ('11)	4	3	2	Y	Y
Sam Malone ('11)	NR@	NR@	NR@		
Brian Long ('11)	NR@	NR@	NR@		
Marquis Teague ('11)	8	5	6	Y	Y
Kyle Wiltjer ('11)	19	22	21	Y	Y
Terrence Jones ('10)	9	13	8*	Y	Y
Enes Kanter ('10)	25	3	3*		
Brandon Knight ('10)	4	6	6*	Y	Y
Doron Lamb ('10)	29	21	28*	Y	Y
Jarrold Polson ('10)	NR@	NR@	NR@		
Stacey Poole, Jr. ('10)	51	33	67*		
Eloy Vargas ('10)	NA#	NA#	NA#		
Eric Bledsoe ('09)	NR	23	37*		
DeMarcus Cousins ('09)	4	2	3*	Y	Y
Darnell Dodson ('09)	NA#	NA#	NA#		
Jon Hood ('09)	92	40	46*		
Daniel Orton ('09)	13	22	17*	Y	
John Wall ('09)	5	1	2*	Y	

Top-10 Players	21	23	22
Top-25 Players	41	43	42
Top-50 Players	47	50	48

McDonald's All-Americans 33
Jordan Brand Classic All-Americans 37

* Scout.com ranking | ~ final ranking in the 2017 class before early enrollment | ^ reclassified after final rankings were released | # transfer | @ joined team as walk-on



COACH CALIPARI

A “players-first” coach with a penchant for helping people reach their dreams, John Calipari, a Naismith Memorial Basketball Hall of Famer, has guided six teams to the Final Four, led one to a national championship and helped 46 players get selected in the NBA Draft during his 26-year college coaching career.

Calipari guided Kentucky to its eighth national championship and his first national title in 2012. In becoming only the second coach in NCAA history to lead three different schools to the Final Four, he has racked up more than 700 on-court victories, 19 NCAA Tournament appearances, six Final Fours and numerous national coach of the year honors.

In 2015, Coach Cal led college basketball’s first ever 38-0 team, and became one of just three coaches to make four Final Fours in a five-year span. At the end of the season, Calipari became the 96th coach to join the Naismith Memorial Basketball Hall of Fame.

While building a program out of obscurity at Massachusetts, laying the foundation at Memphis and restoring luster at the sport’s greatest program at Kentucky, he has totaled the second-most wins in NCAA history in the first 20 years of a college coaching career.

Quite honestly, though, Calipari’s on-court success overshadows a much more significant picture.

In his goal to lead a players-first program, he has helped 46 players realize their dreams and guided them to NBA Draft selections, including a record five first-round draft picks in 2010. Two years later, six Wildcats heard their names called at the 2012 draft, the most in the two-round draft era. UK, with Calipari’s help, would tie those six picks again in 2015, including a record-tying four lottery selections. His four No. 1 overall picks are twice as many as any other coach, and he’s had 35 players drafted during his first nine years at Kentucky, including 26 first-round picks.

Calipari’s players have entered the league NBA-ready. His players have garnered 18 All-Star selections, with Anthony Davis winning the game’s MVP honor in 2017. Rose was named MVP in 2011, five players have been tabbed All-NBA, three have been named NBA Rookie of the Year, and 11 players from Calipari’s first nine teams at Kentucky have made the NBA All-Rookie teams.

Much like he did at UMass, where his players graduated at nearly 80 percent, Calipari has stressed academics. Fifteen of his last 18 seniors at Memphis earned their bachelor’s degrees, and all 17 players at UK who were eligible to graduate by the end of their senior years walked away with a diploma in hand, including three players who earned their degree in just three years. Another Wildcat, Dillon Pulliam, is set to graduate in May of 2018. Calipari’s teams routinely have posted a combined team grade-point averages of 3.0 or better.

His foundation, The Calipari Foundation, has raised millions of dollars to help the lives of those in need in the Commonwealth and across the country. In 2010, he used a telethon to raise more than \$1 million for victims of the devastating earthquake in Haiti. He organized another one in 2012 for victims of Superstorm Sandy and another one in 2017 for victims of Hurricane Harvey.

In 2013, Calipari developed the idea of hosting an annual alumni weekend around his basketball fantasy experience with the intent to raise money for charity. After generating \$350,000 for selected organizations and charities during the inaugural game, the weekend (the game and the fantasy experience) has generated more than \$1 million for charity every year since, including in 2014 without the funds from an alumni game and 2016 with a celebrity softball game in place of the traditional basketball game.

In 2017, Coach Cal was named the head coach of the 2017 USA Basketball Men’s U19 World Cup Team, which finished third at the 2017 FIBA U19 World Cup in Cairo.

Author of five books, including the New York Times Best Seller “Players First: Coaching from the Inside Out,” Calipari is a master of communication and maximizing talent. He lives by the motto that “it’s never a matter of how far you have fallen, but instead it’s about how high you bounce back.”

BIOGRAPHICAL INFORMATION

Date of Birth: Feb. 10, 1959 | **Wife:** Ellen
Children: Erin, Megan, Brad

Education
Clarion State (1982)

Head Coaching Experience
University of Massachusetts (1989-96)
New Jersey Nets (NBA) (1997-99)
University of Memphis (2001-09)
University of Kentucky (2010-present)

COACHING AWARDS

- 2018 Naismith Hall of Fame 'Service Above Self' Honoree
- 2018 NABC Metropolitan Award
- 2015 Naismith Memorial Basketball Hall of Fame Inductee
- 2015 AP National Coach of the Year
- 2015 Naismith National Coach of the Year
- 2015 NABC National Coach of the Year
- 2015 The Sporting News National Coach of the Year
- 2015 Adolph Rupp National Coach of the Year
- 2015 SEC Coach of the Year (AP/Coaches)
- 2015 USBWA District IV Coach of the Year
- 2012 Nell & John Wooden Coach of the Year Leadership Award
- 2012 Naismith National Coach of the Year Finalist
- 2012 SEC Coach of the Year (AP/Coaches)
- 2010 Adolph Rupp National Coach of the Year
- 2010 Naismith National Coach of the Year Finalist
- 2010 SEC Coach of the Year (AP)
- 2010 *Sporting News* SEC Coach of the Year
- 2010 Yahoo! Sports SEC Coach of the Year
- 2010 USBWA District IV Coach of the Year
- 2009 NABC National Co-Coach of the Year
- 2009 *Sports Illustrated* National Coach of the Year
- 2009 Phelan National Coach of the Year
- 2009 Iba National Coach of the Year Finalist
- 2009 C-USA Coach of the Year
- 2008 Naismith National Coach of the Year
- 2008 C-USA Coach of the Year
- 2008 Iba National Coach of the Year Finalist
- 2008 Phelan National Coach of the Year Finalist
- 2007 Phelan National Coach of the Year Finalist
- 2007 USBWA District IV Coach of the Year
- 2007 *Basketball Times* South Region Coach of the Year
- 2006 C-USA Coach of the Year
- 2004 NABC District 7 Coach of the Year
- 1996 Naismith National Coach of the Year
- 1996 NABC National Coach of the Year
- 1996 *The Sporting News* National Coach of the Year
- 1996 Atlantic 10 Coach of the Year
- 1995 Naismith National Coach of the Year Finalist
- 1994 Naismith National Coach of the Year Finalist
- 1994 Atlantic 10 Coach of the Year
- 1993 USBWA District I Coach of the Year
- 1993 Atlantic 10 Coach of the Year
- 1992 Eastern Basketball Coach of the Year

CHART SHOWS STATS FROM 2009-10 SEASON THROUGH 2017-18
ONLY SCHOOLS WITH AT LEAST TWO OR MORE ELITE EIGHTS AND AT LEAST ONE FINAL FOUR WERE CONSIDERED

TEAMS	WINS	NCAA TOURNAMENT WINS	NATIONAL TITLES	FINAL FOURS	ELITE EIGHTS	SWEET 16'S	LEAGUE TITLES (RS)	LEAGUE TOURNAMENT TITLES
ARIZONA	247	13	0	0	3	5	5	3
DUKE	267	23	2	2	4	6	1	3
FLORIDA	226	17	0	1	5	5	3	1
GONZAGA	271	17	0	1	2	4	8	7
KANSAS	278	23	0	2	5	5	9	5
KENTUCKY	275	28	1	4	6	7	5	6
LOUISVILLE	238	16	1	2	3	4	2	3
MICHIGAN	217	17	0	2	3	4	2	2
MICHIGAN ST.	238	17	0	2	3	5	3	3
N. CAROLINA	248	22	1	2	4	5	4	1
SYRACUSE	232	18	0	2	3	5	0	0
UCONN	197	13	2	2	2	2	0	2
VILLANOVA	244	16	2	2	2	2	4	3
WISCONSIN	228	18	0	2	2	6	1	1



COACH CALIPARI

NCAA DIVISION I ACTIVE WINNINGEST COACHES

(On-Court By Percentage - Min. 10 yrs. at Division I level)

NO.	COACH/TEAM	YRS.	PCT.
1.	Mark Few/Gonzaga	18	.819
2.	Roy Williams/UNC	30	.788
3.	John Calipari/Kentucky	26	.779
4.	Mike Krzyzewski/Duke	43	.765
5.	Bill Self/Kansas	25	.765

*numbers going into the 2018-19 season

SINCE 2005-06 ...

Since the 2005-06 season, John Calipari's on-court record ranks him as the winningest coach. Totals through Feb. 26, 2019.

COACH	RECORD
1. John Calipari	436-82
2. Bill Self	421-86
3. Mark Few	403-83
4. Mike Krzyzewski	403-96
5. Roy Williams	395-116

MISCELLANEOUS ON-COURT RECORDS

Overall On-Court Record:744-208 (.782)
 March/April Record:157-44 (.781)
 NCAA Record:53-18 (.746)
 Record in Conference Games:342-103 (.769)
 Record in Conference Tournament:56-12 (.824)

- Calipari owns the most single-season wins with 38, tying his own record (Memphis in '08 and UK in '12) in 2015 with 38 wins. He owns the most single-season wins at UMass, Memphis and UK
- Calipari is one of two coaches (Roy Williams) in NCAA Division I history to have 400 or more wins in the first 16 years as a head coach. Calipari had 416 wins in his first 16 years
- Calipari is the winningest coach in NCAA Division I history for a five-year span with 173 victories (2008-12)
- Calipari is the first coach in NCAA Division I history to record five straight on-court 30-win seasons. Memphis hit the 30-win plateau from 2006-09
- Calipari is one of only two coaches (Rick Pitino) to lead three different schools to a Final Four
- Calipari is one of only three coaches (John Wooden, Mike Krzyzewski) to go to four Final Fours in five seasons
- Calipari started with a 54-0 record in Rupp Arena as head coach of the Wildcats
- Calipari has 31 players that have been chosen in the NBA Draft (24 first-round picks) over the last eight seasons
- Calipari has more wins (327) in a 10-year period (2006-15) than any other coach in college basketball history
- Calipari is the second-fastest Division I men's basketball coach to reach 200 victories at a single school, behind only LIU-Brooklyn's Claire Bee
- Calipari's 30 combined regular season and tournament league titles trail only Mark Few (32) of Gonzaga for the most among active coaches
- Calipari became the fourth-fastest coach to 700 on-court wins, behind only Adolph Rupp, Jerry Tarkanian and Roy Williams
- Calipari has the second-most wins in school history, behind only Adolph Rupp

CAL IN CONFERENCE

SEC COACHES	CONFERENCE CHAMPIONSHIPS	Tournament Championships	Conference Coach of the Year
Avery Johnson, Alabama	0	0	0
Mike Anderson, Arkansas	1	1	1
Bruce Pearl, Auburn	8	2	7
Michael White, Florida	3	0	3
Tom Crean, Georgia	3	0	3
John Calipari, Kentucky	15	15	9
Will Wade, LSU	0	0	1
Cuonzo Martin, Missouri	1	0	1
Kermit Davis, Ole Miss	7	4	3
Ben Howland, Mississippi State	7	4	3
Frank Martin, South Carolina	0	0	1
Rick Barnes, Tennessee	4	1	6
Billy Kennedy, Texas A&M	5	2	4
Bryce Drew, Vanderbilt	4	2	3
TOTALS	58	31	45

CALIPARI VS. ALL OPPONENTS

Alabama 15-4	George Mason 1-0	Morehead State 2-0	St. Bonaventure 17-1
Albany 1-0	George Washington 8-9	Murray State 1-0	St. John's 1-0
Arizona 2-1	Georgetown 2-1	Nevada 1-0	St. Joseph's 15-5
Arizona State 2-1	Georgia 17-2	New Hampshire 5-0	St. Mary's 1-0
Arkansas 12-6	Georgia Tech 1-1	New Mexico 1-0	St. Peter's 1-0
Arkansas-Little Rock 3-0	Gonzaga 4-0	New Orleans 1-0	Stanford 3-2
Arkansas-Pine Bluff 1-0	Grand Canyon 1-0	NJIT 1-0	Stephen F. Austin 1-0
Arkansas State 4-0	Hampton 1-0	North Carolina 7-3	Stony Brook 1-0
Auburn 11-2	Hartford 2-0	North Carolina State 1-0	Syracuse 3-2
Austin Peay 6-1	Harvard 2-0	North Dakota 1-0	TCU 7-1
Baylor 1-2	Hofstra 1-0	North Texas 1-0	Temple 13-11
Belmont 2-0	Holy Cross 4-1	Northeastern 3-1	Tennessee 16-9
Boise State 1-0	Houston 16-3	Northern Kentucky 2-0	Tennessee State 1-0
Boston 7-1	Howard 1-0	Northwestern State 1-0	Tennessee Tech 1-0
Boston College 2-0	Illinois 1-1	Notre Dame 2-1	Texas 2-2
Bradley 1-0	Illinois State 1-0	Oakland 1-0	Texas A&M 9-3
Bucknell 1-0	Indiana 3-2	Ohio State 1-2	Towson State 1-0
Buffalo 2-0	Iowa 0-1	Oklahoma 5-1	Troy 1-0
BYU 1-0	Iowa State 2-0	Oklahoma State 0-2	Tulane 16-0
Cal State Northridge 1-0	Jackson State 2-0	Old Dominion 2-0	Tulsa 11-1
Canisius 1-0	Kansas 4-6	Ole Miss 14-4	UAB 14-3
Central Conn. St. 2-0	Kansas State 2-1	Oral Roberts 1-0	UCF 5-0
Charlotte 2-3	Keene State 1-0	Oregon State 1-0	UCLA 4-4
Chattanooga 2-0	Kentucky 2-4	Pennsylvania 3-0	UNC Asheville 2-0
Christian Brothers 2-0	La Salle 3-0	Penn State 4-4	UNC Greensboro 2-0
Cincinnati 6-7	Lafayette (Pa.) 1-0	Pepperdine 1-0	UNC Wilmington 1-0
Cleveland State 4-0	Lamar 4-0	Pittsburgh 2-1	UIC 1-0
Coastal Carolina 1-0	LIU-Brooklyn 1-0	Portland 3-0	USF 10-1
Colorado 1-1	Lipscomb 1-0	Princeton 2-0	Utah 2-1
Colorado State 0-1	Long Beach State 1-0	Providence 3-1	Utah Valley 1-0
Columbia 1-0	Louisiana Tech 1-1	Purdue 2-1	UTEP 5-0
Connecticut 2-5	Louisville 16-7	Radford 1-0	UT Arlington 3-0
Coppin State 1-0	Loyola 1-0	Rhode Island 16-2	UT Martin 5-0
Cornell 1-0	Lowell 2-1	Rice 4-0	Valparaiso 1-0
Dartmouth 1-0	LSU 11-3	Richmond 1-0	Vanderbilt 17-4
Davidson 1-0	Manhattan 2-0	Rider 1-0	Vermont 3-0
Dayton 1-0	Marist 2-0	Robert Morris 1-1	Villanova 2-0
DePaul 4-2	Marquette 3-1	Rutgers 11-4	Virginia 0-1
Detroit 1-0	Marshall 6-0	Saint Louis 4-3	Virginia Tech 3-0
Drexel 2-0	Maryland 5-3	Sam Houston State 1-0	VMI 1-0
Duke 1-3	Massachusetts 1-0	Samford 3-0	Wake Forest 2-1
Duquesne 12-4	Memphis 1-0	Santa Clara 1-0	Washington 1-0
East Carolina 7-0	Miami (Fla.) 0-1	Savannah State 1-0	West Virginia 13-7
East Tennessee State ... 4-0	Miami (Ohio) 2-0	Seton Hall 1-1	Western Kentucky 2-0
Eastern Kentucky 3-0	Michigan 1-0	Siena 4-0	Wichita State 2-0
Eastern Michigan 2-0	Michigan State 2-1	SMU 7-0	Winthrop 3-0
Fairfield 1-0	Middle Tennessee 3-0	South Carolina 14-3	Wisconsin 1-1
Florida 16-8	Milwaukee 1-0	South Connecticut 1-0	Wofford 1-0
Florida State 1-1	Mississippi State 14-0	Southeastern Louisiana 3-0	Wright State 1-0
Florida Tech 0-1	Mississippi Valley St. 1-0	Southern Cal 2-0	Xavier 2-2
Fordham 5-0	Missouri 9-3	Southern Illinois 1-0	Yale 1-0
Fort Wayne 1-0	Monmouth 2-0	Southern Miss 15-4	
Furman 1-0	Montana State 1-0	Southwest Texas St. 1-0	



INDIVIDUAL GAME RECORDS CAL ERA

MOST POINTS			Date		
Pts.	Player vs. Opponent	Date			
47	Malik Monk vs. North Carolina	12/17/16	12	Archie Goodwin vs. MOREHEAD STATE	11/21/12
39	De'Aaron Fox vs. UCLA	3/24/17	12	Anthony Davis vs. LOUISVILLE	12/31/11
37	Malik Monk vs. GEORGIA	1/31/17	MOST REBOUNDS		
35	Jamal Murray vs. FLORIDA	2/6/16	Rebs	Player vs. Opponent	Date
35	Terrence Jones vs. AUBURN	1/11/11	19	Nick Richards vs. SOUTHERN ILLINOIS	11/9/18
34	Kevin Knox at West Virginia	1/27/17	19	Michael Kidd-Gilchrist vs. LOUISVILLE	12/31/11
34	Malik Monk at Ole Miss	12/29/16	18	PJ Washington vs. VMI	11/18/18
33	Malik Monk vs. FLORIDA	2/25/17	18	Bam Adebayo vs. Northern Kentucky	3/17/17
33	Jamal Murray at Vanderbilt	2/27/16	18	Anthony Davis vs. CHATTANOOGA	12/17/11
33	Jamal Murray vs. Ohio State	12/19/15	18	DeMarcus Cousins vs. LOUISVILLE	1/2/10
32	Doron Lamb vs. WINTHROP	12/22/10	18	Patrick Patterson vs. RIDER	11/21/09
30	Shai Gilgeous-Alexander vs. VANDERBILT	1/30/18	18	DeMarcus Cousins vs. SAM HOUSTON STATE	11/19/09
30	Tyler Ulis vs. Texas A&M	3/13/16	17	Keldon Johnson vs. AUBURN	2/23/19
30	Brandon Knight vs. West Virginia	3/19/11	17	Terrence Jones vs. Notre Dame	12/8/10
29	Tyler Herro vs. ARKANSAS	2/16/19	17	Terrence Jones at Washington	11/23/10
29	PJ Washington vs. Seton Hall	12/8/18	16	Wenyen Gabriel vs. AUBURN	1/14/17
29	Shai Gilgeous-Alexander vs. Tennessee	3/11/18	16	Julius Randle vs. LSU	3/14/14
29	Julius Randle vs. BELMONT	12/21/13	16	Julius Randle vs. UNC ASHEVILLE	11/8/13
29	Terrence Jones vs. Oklahoma	11/22/10	16	Nerlens Noel vs. BAYLOR	12/1/12
29	Eric Bledsoe vs. East Tennessee State	3/18/10	16	Anthony Davis vs. Kansas	4/2/12
			16	Anthony Davis vs. LITTLE ROCK	1/3/12

MOST POINTS/REBOUNDS/ASSISTS			Date		
P/R/A	Player vs. Opponent	Date			
49 (47/0/2)	Malik Monk vs. UNC	12/17/16	MOST MINUTES WITHOUT A TURNOVER		
47 (27/17/3)	Terrence Jones vs. Notre Dame	12/8/10	Mins.	Player vs. Opponent	Date
46 (29/13/4)	PJ Washington vs. Seton Hall	12/8/18	44	Darius Miller at Arkansas	2/23/11
46 (39/3/4)	De'Aaron Fox vs. UCLA	3/24/17	41	Aaron Harrison vs. LSU	2/22/14
45 (29/13/3)	Terrence Jones vs. Oklahoma	11/22/10	40	Tyler Ulis vs. Duke	11/17/15
45 (27/18/0)	DeMarcus Cousins vs. SAM HOUSTON STATE	11/19/09	40	Aaron Harrison vs. OLE MISS	1/6/15
44 (24/19/1)	Michael Kidd-Gilchrist vs. LOUISVILLE	12/31/11	40	Alex Poythress vs. MISSOURI	2/23/13
43 (33/9/2)	Jamal Murray at Vanderbilt	2/27/16	39	Nerlens Noel vs. TEXAS A&M	1/12/13
43 (35/8/0)	Terrence Jones vs. AUBURN	1/11/11	39	Ryan Harrow at Louisville	12/29/12
42 (33/4/5)	Malik Monk vs. FLORIDA	2/25/17	39	Anthony Davis vs. ALABAMA	1/21/12
42 (23/11/8)	Isaiah Briscoe vs. GEORGIA	1/31/17	39	Michael Kidd-Gilchrist vs. LOUISVILLE	12/31/11
42 (35/6/1)	Jamal Murray vs. FLORIDA	2/6/16	38	Aaron Harrison at LSU	1/28/14
			38	Patrick Patterson vs. Mississippi State	3/14/10

MOST BLOCKED SHOTS			Date		
Blks.	Player vs. Opponent	Date			
12	Nerlens Noel at Ole Miss	1/29/13	MOST OFFENSIVE REBOUNDS		
9	Willie Cauley-Stein vs. BOISE STATE	12/10/13	Rebs	Player vs. Opponent	Date
9	Willie Cauley-Stein vs. Providence	12/1/13	9	Nick Richards vs. SOUTHERN ILLINOIS	11/9/18
8	Nerlens Noel at Alabama	1/22/13	9	Willie Cauley-Stein vs. ARKANSAS	2/27/14
8	Anthony Davis at South Carolina	2/4/12	9	DeMarcus Cousins vs. OLE MISS	2/2/10
8	Anthony Davis vs. ST. JOHN'S	12/1/11	9	Patrick Patterson vs. RIDER	11/21/09
7	Karl-Anthony Towns vs. VANDERBILT	1/20/15	8	Bam Adebayo vs. UT MARTIN	11/25/16
7	Willie Cauley-Stein vs. EAST MICHIGAN	11/27/13	8	Dakari Johnson vs. GRAND CANYON	11/14/14
7	Willie Cauley-Stein vs. MISSOURI	2/23/13	8	DeMarcus Cousins vs. VANDERBILT	1/30/10
7	Nerlens Noel at Auburn	1/19/13	8	Patrick Patterson at Indiana	12/12/09
7	Nerlens Noel vs. TEXAS A&M	1/12/13	8	DeMarcus Cousins vs. SAM HOUSTON STATE	11/19/09
7	Nerlens Noel vs. LIPSCOMB	12/15/12	MOST DEFENSIVE REBOUNDS		
7	Nerlens Noel vs. PORTLAND	12/8/12	Rebs	Player vs. Opponent	Date
7	Anthony Davis vs. Western Kentucky	3/15/12	15	Terrence Jones vs. Notre Dame	12/8/10
7	Anthony Davis at Vanderbilt	2/11/12	14	Keldon Johnson vs. AUBURN	2/23/19
7	Anthony Davis vs. TENNESSEE	1/31/12	14	DeMarcus Cousins vs. LOUISVILLE	1/2/10
7	Anthony Davis vs. ARKANSAS	1/17/12	13	Anthony Davis vs. LSU	3/9/12
7	Anthony Davis vs. SOUTH CAROLINA	1/17/12	13	Michael Kidd-Gilchrist vs. LOUISVILLE	12/31/11
7	Anthony Davis vs. Kansas	11/15/11	13	Anthony Davis vs. CHATTANOOGA	12/17/11

MOST STEALS			Date		
Stls.	Player vs. Opponent	Date			
8	Ashton Hagans vs. North Carolina	12/22/18	MOST 3-POINTERS MADE		
6	Tyler Ulis vs. OLE MISS	1/2/16	3's	Player vs. Opponent	Date
6	Willie Cauley-Stein vs. GEORGIA	1/25/14	8	Malik Monk vs. North Carolina	12/17/16
6	Nerlens Noel vs. BAYLOR	12/1/12	8	Jamal Murray vs. FLORIDA	2/6/16
6	John Wall vs. UConn	12/9/09	8	Eric Bledsoe vs. ETSU	3/18/10
6	John Wall vs. UNC Asheville	11/30/09	MOST FREE THROWS		
5	Ashton Hagans vs. TEXAS A&M	1/8/19	Fts	Player vs. Opponent	Date
5	Tyler Herro vs. MONMOUTH	11/28/18	14	Tyler Ulis at Arkansas	1/21/16
5	Tyler Herro vs. NORTH DAKOTA	11/14/18	13	Keldon Johnson vs. TENNESSEE STATE	11/23/18
5	Shai Gilgeous-Alexander vs. Davidson	3/15/18	13	De'Aaron Fox vs. UCLA	3/24/17
5	Malik Monk vs. UCLA	12/3/16	13	Julius Randle at Ole Miss	2/18/14
5	Aaron Harrison vs. ARKANSAS	2/28/15	13	Julius Randle vs. BELMONT	12/21/13
5	Willie Cauley-Stein vs. Texas	12/5/14	12	PJ Washington vs. Seton Hall	12/8/18
5	DeAndre Liggins vs. TENNESSEE	8/28/11	12	Shai Gilgeous-Alexander vs. GEORGIA	12/31/17
5	Darius Miller at Portland	11/19/10	12	Tyler Ulis at Tennessee	2/2/16

MOST FREE THROWS			Date		
Fts	Player vs. Opponent	Date			
14	Tyler Ulis at Arkansas	1/21/16	MOST 3-POINTERS MADE		
13	Keldon Johnson vs. TENNESSEE STATE	11/23/18	3's	Player vs. Opponent	Date
13	De'Aaron Fox vs. UCLA	3/24/17	8	Malik Monk vs. North Carolina	12/17/16
13	Julius Randle at Ole Miss	2/18/14	8	Jamal Murray vs. FLORIDA	2/6/16
13	Julius Randle vs. BELMONT	12/21/13	8	Eric Bledsoe vs. ETSU	3/18/10
12	PJ Washington vs. Seton Hall	12/8/18	MOST FREE THROWS		
12	Shai Gilgeous-Alexander vs. GEORGIA	12/31/17	Fts	Player vs. Opponent	Date
12	Tyler Ulis at Tennessee	2/2/16	14	Tyler Ulis at Arkansas	1/21/16
12	Dakari Johnson vs. UT ARLINGTON	11/25/14	13	Keldon Johnson vs. TENNESSEE STATE	11/23/18
12	Archie Goodwin at Ole Miss	1/29/13	13	De'Aaron Fox vs. UCLA	3/24/17

MOST 3-POINTERS MADE			Date		
3's	Player vs. Opponent	Date			
8	Malik Monk vs. North Carolina	12/17/16	MOST 3-POINTERS MADE		
8	Jamal Murray vs. FLORIDA	2/6/16	3's	Player vs. Opponent	Date
8	Eric Bledsoe vs. ETSU	3/18/10	8	Malik Monk vs. North Carolina	12/17/16

MOST 3-POINTERS MADE			Date		
3's	Player vs. Opponent	Date			
8	Malik Monk vs. North Carolina	12/17/16	MOST 3-POINTERS MADE		
8	Jamal Murray vs. FLORIDA	2/6/16	3's	Player vs. Opponent	Date
8	Eric Bledsoe vs. ETSU	3/18/10	8	Malik Monk vs. North Carolina	12/17/16

MOST 3-POINTERS MADE			Date		
3's	Player vs. Opponent	Date			
8	Malik Monk vs. North Carolina	12/17/16	MOST 3-POINTERS MADE		
8	Jamal Murray vs. FLORIDA	2/6/16	3's	Player vs. Opponent	Date
8	Eric Bledsoe vs. ETSU	3/18/10	8	Malik Monk vs. North Carolina	12/17/16

MOST 3-POINTERS MADE			Date		
3's	Player vs. Opponent	Date			
8	Malik Monk vs. North Carolina	12/17/16	MOST 3-POINTERS MADE		
8	Jamal Murray vs. FLORIDA	2/6/16	3's	Player vs. Opponent	Date
8	Eric Bledsoe vs. ETSU	3/18/10	8	Malik Monk vs. North Carolina	12/17/16

MOST 3-POINTERS MADE			Date		
3's	Player vs. Opponent	Date			
8	Malik Monk vs. North Carolina	12/17/16	MOST 3-POINTERS MADE		
8	Jamal Murray vs. FLORIDA	2/6/16	3's	Player vs. Opponent	Date
8	Eric Bledsoe vs. ETSU	3/18/10	8	Malik Monk vs. North Carolina	12/17/16

MOST 3-POINTERS MADE			Date		
3's	Player vs. Opponent	Date			
8	Malik Monk vs. North Carolina	12/17/16	MOST 3-POINTERS MADE		
8	Jamal Murray vs. FLORIDA	2/6/16	3's	Player vs. Opponent	Date
8	Eric Bledsoe vs. ETSU	3/18/10	8	Malik Monk vs. North Carolina	12/17/16

MOST 3-POINTERS MADE			Date		
3's	Player vs. Opponent	Date			
8	Malik Monk vs. North Carolina	12/17/16	MOST 3-POINTERS MADE		
8	Jamal Murray vs. FLORIDA	2/6/16	3's	Player vs. Opponent	Date
8	Eric Bledsoe vs. ETSU	3/18/10	8	Malik Monk vs. North Carolina	12/17/16

MOST 3-POINTERS MADE			Date		
3's	Player vs. Opponent	Date			
8	Malik Monk vs. North Carolina	12/17/16	MOST 3-POINTERS MADE		
8	Jamal Murray vs. FLORIDA	2/6/16	3's	Player vs. Opponent	Date
8	Eric Bledsoe vs. ETSU	3/18/10	8	Malik Monk vs. North Carolina	12/17/16

MOST 3-POINTERS MADE			Date		
3's	Player vs. Opponent	Date			
8	Malik Monk vs. North Carolina	12/17/16	MOST 3-POINTERS MADE		
8	Jamal Murray vs. FLORIDA	2/6/16	3's	Player vs. Opponent	Date
8	Eric Bledsoe vs. ETSU	3/18/10	8	Malik Monk vs. North Carolina	12/17/16

MOST 3-POINTERS MADE			Date		
3's	Player vs. Opponent	Date			
8	Malik Monk vs. North Carolina	12/17/16	MOST 3-POINTERS MADE		
8	Jamal Murray vs. FLORIDA	2/6/16	3's	Player vs. Opponent	Date
8	Eric Bledsoe vs. ETSU	3/18/10	8	Malik Monk vs. North Carolina	12/17/16

MOST 3-POINTERS MADE			Date		
3's	Player vs. Opponent	Date			
8	Malik Monk vs. North Carolina	12/17/16	MOST 3-POINTERS MADE		
8	Jamal Murray vs. FLORIDA	2/6/16	3's	Player vs. Opponent	Date
8	Eric Bledsoe vs. ETSU	3/18/10	8	Malik Monk vs. North Carolina	12/17/16

MOST 3-POINTERS MADE			Date		
3's	Player vs. Opponent	Date			
8	Malik Monk vs. North Carolina	12/17/16	MOST 3-POINTERS MADE		
8	Jamal Murray vs. FLORIDA	2/6/16	3's	Player vs. Opponent	Date
8	Eric Bledsoe vs. ETSU	3/18/10	8	Malik Monk vs. North Carolina	12/17/16

MOST 3-POINTERS MADE			Date		
3's	Player vs. Opponent	Date			
8	Malik Monk vs. North Carolina	12/17/16	MOST 3-POINTERS MADE		
8	Jamal Murray vs. FLORIDA	2/6/16	3's	Player vs. Opponent	Date
8	Eric Bledsoe vs. ETSU	3/18/10	8	Malik Monk vs. North Carolina	12/17/16

MOST 3-POINTERS MADE			Date		
3's	Player vs. Opponent	Date			
8	Malik Monk vs. North Carolina	12/17/16	MOST 3-POINTERS MADE		
8	Jamal Murray vs. FLORIDA	2/6/16	3's	Player vs. Opponent	Date
8	Eric Bledsoe vs. ETSU	3/18/10	8	Malik Monk vs. North Carolina	12/17/16

MOST 3-POINTERS MADE			Date		
3's	Player vs. Opponent	Date			
8	Malik Monk vs. North Carolina	12/17/16	MOST 3-POINTERS MADE		
8	Jamal Murray vs. FLORIDA	2/6/16	3's	Player vs. Opponent	Date
8	Eric Bledsoe vs. ETSU	3/18/10	8	Malik Monk vs. North Carolina	12/17/16

MOST 3-POINTERS MADE			Date		
3's	Player vs. Opponent	Date			
8	Malik Monk vs. North Carolina	12/17/16	MOST 3-POINTERS MADE		
8	Jamal Murray vs. FLORIDA	2/6/16	3's	Player vs. Opponent	Date
8	Eric Bledsoe vs. ETSU	3/18/10	8	Malik Monk vs. North Carolina	12/17/16

MOST 3-POINTERS MADE			Date		
3's	Player vs. Opponent	Date			
8	Malik Monk vs. North Carolina	12/17/16	MOST 3-POINTERS MADE		
8	Jamal Murray vs. FLORIDA	2/6/16	3's	Player vs. Opponent	Date
8	Eric Bledsoe vs. ETSU	3/18/10	8	Malik Monk vs. North Carolina	12/17/16

MOST 3-POINTERS MADE			Date		
3's	Player vs. Opponent	Date			
8	Malik Monk vs. North Carolina	12/17/16	MOST 3-POINTERS MADE		
8	Jamal Murray vs. FLORIDA	2/6/16	3's	Player vs. Opponent	Date
8	Eric Bledsoe vs. ETSU	3/18/10	8	Malik Monk vs. North Carolina	12/17/16

MOST 3-POINTERS MADE			Date		
3's	Player vs. Opponent	Date			
8	Malik Monk vs. North Carolina	12/17/16	MOST 3-POINTERS MADE		
8	Jamal Murray vs. FLORIDA	2/6/16	3's	Player vs. Opponent	Date
8	Eric Bledsoe vs. ETSU	3/18/10	8	Malik Monk vs. North Carolina	12/17/16

MOST 3-POINTERS MADE			Date		
3's	Player vs. Opponent	Date	</		

TEAM GAME RECORDS CAL ERA

MOST FIELD GOALS

FGs.	Opponent	Date
46	MARIST	11/11/11
44	vs. Arizona State	11/28/16
44	AUBURN	2/21/15
42	UIC	11/26/17
42	LIU BROOKLYN	11/23/12
41	UT MARTIN	11/25/16
41	HARTFORD	12/29/09
40	vs. North Carolina	12/17/16
40	LAFAYETTE	11/16/12
38	CLEVELAND STATE	11/23/16
38	LSU	3/5/16
38	vs. Wake Forest	3/20/10

FEWEST FIELD GOALS

FGs.	Opponent	Date
14	at South Carolina	3/1/14
16	vs. Kansas State	3/22/18
16	ALABAMA	3/4/14
17	GEORGIA	12/31/17
17	LOUISVILLE	12/31/11
17	at Auburn	2/12/14
18	vs. LSU	3/9/12
18	vs. Vanderbilt	3/15/13
18	vs. Florida	3/16/14
18	vs. UConn	4/7/14
18	at Texas A&M	1/10/15
18	at South Carolina	1/24/15

MOST FIELD-GOAL ATTEMPTS

FGs.	Opponent	Date
84	vs. Arizona State	11/28/16
80	UCLA	12/3/16
77	ARKANSAS	1/23/10
76	ARKANSAS	2/27/14
75	MARIST	11/11/11
74	at Ole Miss	12/29/16
74	vs. North Carolina	12/17/16
74	UT MARTIN	11/25/16

FEWEST FIELD-GOAL ATTEMPTS

FGs.	Opponent	Date
39	at South Carolina	1/24/15
40	at Robert Morris	3/19/13
41	ALABAMA	1/31/15
41	TENNESSEE	1/31/12
42	ARKANSAS	2/26/19
42	at Missouri	2/19/19
42	vs. Kansas State	3/22/18
42	vs. Alabama	3/10/18
42	FLORIDA	2/15/14
42	vs. Providence	12/1/13
42	vs. LSU	3/9/12
42	vs. Cleveland State	11/24/09

MOST FREE THROWS

FTs.	Opponent	Date
35	vs. Indiana	3/23/12
33	at South Carolina	3/1/14
32	LOUISVILLE	12/31/11
31	MOREHEAD STATE	11/21/12
31	INDIANA	12/11/10
30	vs. Auburn	3/14/15
30	UNC ASHEVILLE	11/8/13
30	vs. Baylor	3/25/12
29	VMI	11/18/18
29	ILLINOIS STATE	11/30/15
29	at North Carolina	12/14/13

FEWEST FREE THROWS

FTs.	Opponent	Date
3	ETSU	11/17/17
4	vs. UConn	4/2/11
4	VANDERBILT	1/23/16
5	vs. Georgia	3/9/18

6	vs. Michigan	3/30/14
6	at Florida	2/12/13
6	at Alabama	1/22/13
6	vs. Princeton	3/17/11

MOST FREE-THROW ATTEMPTS

FTs.	Opponent	Date
48	UNC ASHEVILLE	11/8/13
46	ILLINOIS STATE	11/30/15
44	vs. Baylor	3/25/12
44	INDIANA	12/11/10
43	at North Carolina	12/14/13
43	LOUISVILLE	12/31/11
42	at South Carolina	3/1/14
41	vs. TENNESSEE STATE	11/23/18
41	vs. LSU	3/14/14
41	MOREHEAD STATE	11/21/12

FEWEST FREE-THROW ATTEMPTS

FTs.	Opponent	Date
6	VANDERBILT	1/23/16
10	vs. Georgia	3/9/18
10	vs. Wisconsin	4/4/15
11	at Georgia	1/15/19
11	at Louisville	12/29/18
11	at LSU	2/10/15
11	vs. Michigan	3/30/14
11	MISSISSIPPI STATE	2/27/13
11	at Florida	2/12/13
11	at Alabama	1/22/13
11	at Florida	3/4/12
11	GEORGIA	3/1/12
11	FLORIDA	2/7/12
11	vs. Princeton	3/17/11

MOST 3-POINTERS

3s.	Opponent	Date
15	GEORGIA	3/1/12
15	vs. ETSU	3/18/10
14	HARTFORD	12/29/09
13	TEXAS A&M	1/3/17
13	vs. Alabama	3/11/16
13	ETSU	11/12/10
12	UTAH	12/15/18
12	FLORIDA	2/6/16
12	vs. UCLA	12/20/14
12	CHATTANOOGA	12/17/11
12	vs. North Carolina	3/27/11
12	WINTHROP	12/22/10
12	VANDERBILT	1/30/10

FEWEST 3-POINTERS

3s.	Opponent	Date
0	vs. Davidson	3/15/18
1	at South Carolina	1/16/18
1	at Vanderbilt	1/10/17
1	Texas	12/5/14
1	LSU	2/22/14
1	vs. Indiana	3/9/12
1	Tennessee	1/31/12
1	vs. Alabama	3/12/10

MOST 3-POINT ATTEMPTS

3s.	Opponent	Date
33	CHATTANOOGA	12/17/11
33	vs. ETSU	3/18/10
33	ARKANSAS	1/23/10
32	vs. West Virginia	3/27/10
28	vs. Arizona State	11/28/16
28	at Texas A&M	1/10/15
28	ALABAMA	3/4/14
28	vs. Vanderbilt	3/11/12
28	HARTFORD	12/29/09
27	GEORGIA	3/1/12
27	vs. UConn	4/2/11

FEWEST 3-POINT ATTEMPTS

3s.	Opponent	Date
5	vs. Wisconsin	4/4/15
5	vs. Wisconsin	4/5/14
5	at Tennessee	1/14/12
6	vs. Davidson	3/15/18
6	FLORIDA	3/7/15
6	Vanderbilt	1/20/15
7	at Missouri	1/29/15
7	PROVIDENCE	11/30/14
7	vs. Louisville	3/31/12
7	at Indiana	12/10/11

MOST REBOUNDS

Rebs.	Opponent	Date
59	vs. Arizona State	11/28/16
59	ARKANSAS	1/23/10
57	LOUISVILLE	12/31/11
56	ROBERT MORRIS	11/17/13
54	NJIT	11/14/15

FEWEST REBOUNDS

Rebs.	Opponent	Date
21	ALABAMA	1/31/15
21	at Tennessee	2/16/13
22	vs. Wisconsin	4/4/15
23	UTAH	12/15/18
24	GEORGIA	2/3/15
24	NORTH CAROLINA	12/13/14
24	TENNESSEE	1/18/14
25	vs. Baylor	12/6/13
25	at Robert Morris	3/19/13

MOST OFFENSIVE REBOUNDS

Rebs.	Opponent	Date
26	ARKANSAS	2/27/14
24	GRAND CANYON	11/14/14
24	vs. West Virginia	3/27/10
22	NJIT	11/14/15
22	at Auburn	2/2/14
22	ARKANSAS	1/23/10
21	SOUTH CAROLINA	2/5/19
21	at West Virginia	1/27/18
21	VALPARAISO	12/7/16
21	COLUMBIA	12/10/14
21	at South Carolina	3/1/14
21	BAYLOR	12/1/12
21	at Indiana	12/12/09

FEWEST OFFENSIVE REBOUNDS

Rebs.	Opponent	Date
1	vs. Alabama	3/10/18
3	at South Carolina	1/24/14
5	GEORGIA	2/3/15
5	ALABAMA	1/31/15
5	MISSISSIPPI STATE	2/15/11
5	GEORGIA	1/29/11

MOST DEFENSIVE REBOUNDS

Rebs.	Opponent	Date
39	vs. Arizona State	11/28/16
39	ROBERT MORRIS	11/17/13
39	EASTERN MICHIGAN	1/2/13
38	TROY	11/20/17
38	vs. Hampton	3/19/15
38	EASTERN KENTUCKY	12/7/14
38	vs. Cleveland State	11/24/09
37	at Texas A&M	1/10/15
37	LOUISVILLE	12/31/11
37	ARKANSAS	1/23/10

FEWEST DEFENSIVE REBOUNDS

Rebs.	Opponent	Date
9	at Tennessee	2/16/13
13	NORTH CAROLINA	12/13/14
15	vs. Baylor	12/6/13

15	at Alabama	1/18/11
16	UTAH	12/15/18
16	vs. Wisconsin	4/4/15
16	ALABAMA	1/31/15
16	TEXAS A&M	1/12/13
16	at Auburn	1/11/12
16	vs. UConn	11/24/10

MOST ASSISTS

Assts.	Opponent	Date
33	vs. Arizona State	11/28/16
30	HARTFORD	12/29/09
28	LIU BROOKLYN	11/23/12
28	vs. UNC Asheville	11/30/09
25	CLEVELAND STATE	11/23/16
25	AUBURN	2/21/15
25	vs. UCLA	12/20/14
24	vs. North Carolina	12/22/18
24	at Ole Miss	12/29/16
24	UT MARTIN	11/25/16
24	BOSTON	11/21/14
24	MARIST	11/11/11
24	vs. ETSU	3/18/10

FEWEST ASSISTS

Assts.	Opponent	Date
5	LSU	2/22/14
6	vs. Kansas State	3/22/18
6	at Florida	3/3/18
6	VANDERBILT	3/1/11

MOST TURNOVERS

TOs.	Opponent	Date
24	MOREHEAD STATE	11/13/09
23	SAM HOUSTON STATE	11/19/09
22	ETSU	11/17/17
21	LOUISVILLE	12/31/11
21	vs. Old Dominion	11/20/11
21	NORTH CAROLINA	12/5/09
20	EASTERN MICHIGAN	11/27/13
20	ALBANY	11/13/15
20	vs. Cleveland State	11/24/09

FEWEST TURNOVERS

TOs.	Opponent	Date
3	at Georgia	3/3/15
3	at South Carolina	2/4/12
4	ALABAMA	2/23/16
4	COLUMBIA	12/10/14
4	vs. Wisconsin	4/5/14
4	PORTLAND	11/26/11
5	vs. Georgia	3/9/18
5	vs. Georgia	3/12/16
5	at Vanderbilt	2/27/16
5	ALABAMA	1/31/15

MOST BLOCKS

Blks.	Opponent	Date
18	ST. JOHN'S	12/1/11
15	vs. Stony Brook	3/17/16
14	at Georgia	3/3/10
13	vs. UCLA	12/20/14
13	at Ole Miss	1/29/13
13	ARKANSAS	1/17/12
13	vs. Kansas	11/15/11
13	MARIST	11/11/11



TEAM GAME RECORDS CAL ERA

FEWEST BLOCKS

Blks.	Opponent	Date
1	LSU	2/12/19
1	SOUTH CAROLINA	2/5/19
1	at Alabama	1/5/19
1	vs. Georgia	3/9/18
1	at Vanderbilt	1/10/17
1	vs. Alabama	3/11/16
1	at LSU	1/5/16
1	WRIGHT STATE	11/20/15
1	ALABAMA	1/31/15
1	at Missouri	1/29/15
1	vs. Wisconsin	4/5/14
1	at Florida	3/8/14

MOST STEALS

Stls.	Opponent	Date
15	LAFAYETTE	11/16/12
13	OLE MISS	1/2/16
13	vs. UConn	12/9/09
12	vs. North Carolina	12/22/18
12	NORTH DAKOTA	11/14/18
12	STEPHEN F. AUSTIN	11/11/16
12	BOSTON	11/24/15
12	NORTH CAROLINA	12/13/14
12	PROVIDENCE	11/30/14
12	LIPSCOMB	12/15/12
12	PORTLAND	11/26/11
12	vs. Cornell	3/25/10
12	GEORGIA	1/9/10
12	vs. UNC Asheville	11/30/09

FEWEST STEALS

Stls.	Opponent	Date
0	vs. Baylor	12/6/13
1	vs. Duke	11/7/18
1	at West Virginia	1/27/18
1	vs. Michigan State	11/12/13
1	at Robert Morris	3/19/13
1	vs. West Virginia	3/19/11
1	FLORIDA	2/26/11

MOST PERSONAL FOULS

Fls.	Opponent	Date
33	at Kansas	1/30/16
32	at South Carolina	1/16/18
31	at Arkansas	1/14/14
31	at North Carolina	12/14/13
29	at Missouri	2/3/18
29	at South Carolina	3/1/14
28	VANDERBILT	1/30/10

FEWEST PERSONAL FOULS

Fls.	Opponent	Date
7	HARTFORD	12/29/09
8	MONTANA STATE	11/23/14
8	LAFAYETTE	11/16/12
8	vs. Florida	3/10/12
8	vs. Princeton	3/17/11
8	WINTHROP	12/22/10
8	DREXEL	12/21/09
8	vs. UNC Asheville	11/30/09

HIGHEST FIELD-GOAL PCT.

Pct.	Opponent	Date
.677	LIU BROOKLYN	11/23/12
.667	UIC	11/26/17
.647	AUBURN	2/21/15
.645	LAFAYETTE	11/16/12
.643	vs. Alabama	3/10/18
.643	vs. Providence	12/13/13
.614	SOUTH CAROLINA	2/5/13
.613	MARIST	11/11/11
.603	vs. Wake Forest	3/20/10
.603	HARTFORD	12/29/09

LOWEST FIELD-GOAL PCT.

Pct.	Opponent	Date
.269	at South Carolina	3/1/14
.281	at Texas A&M	1/10/15
.296	BAYLOR	12/1/12
.298	LOUISVILLE	12/31/11
.309	at Auburn	2/12/14
.313	at Missouri	2/3/18
.315	GEORGIA	12/31/17
.327	ALABAMA	3/4/14
.339	vs. UConn	4/2/11
.342	ARKANSAS	2/27/14

HIGHEST FREE-THROW PCT.

Pct.	Opponent	Date
1.000	FLORIDA	2/7/12
1.000	AUSTIN PEAY	12/19/09
.958	TENNESSEE	1/18/14
.955	OLE MISS	2/7/15
.946	vs. Indiana	3/23/12
.923	at Mississippi State	2/25/15
.913	TEXAS A&M	1/8/19
.900	vs. Wisconsin	4/4/15
.900	at Ole Miss	2/18/14
.895	DREXEL	12/21/09

min 10 attempts

LOWEST FREE-THROW PCT.

Pct.	Opponent	Date
.200	ETSU	11/17/17
.333	vs. UConn	4/2/11
.391	ETSU	11/12/10
.412	vs. Wake Forest	3/20/10
.435	at Vanderbilt	2/27/16
.471	at Texas A&M	2/10/18
.471	PROVIDENCE	11/30/14
.478	at Louisville	12/29/12

min 10 attempts

HIGHEST 3-POINT PCT.

Pct.	Opponent	Date
.700	at Florida	3/1/16
.692	DREXEL	12/21/09
.667	vs. Alabama	3/10/18
.667	AUSTIN PEAY	12/19/09
.636	vs. Michigan	3/30/14
.625	MISSOURI	2/24/18
.625	BOSTON	11/30/10
.600	FLORIDA	2/6/16
.600	FLORIDA	2/7/12
.591	vs. Alabama	3/11/16

min 10 attempts

LOWEST 3-POINT PCT.

Pct.	Opponent	Date
.000	vs. Davidson	3/15/18
.077	vs. Alabama	3/12/10
.083	TEXAS	12/5/14
.091	at South Carolina	1/16/18
.091	at Tennessee	2/27/10
.100	at Missouri	2/3/18
.100	TENNESSEE	1/31/12
.111	at Vanderbilt	1/10/17
.118	COLUMBIA	12/10/14
.125	vs. LSU	3/9/12
.125	vs. West Virginia	3/27/10
.125	vs. Cornell	3/25/10

min 10 attempts

HIGHEST REBOUND MARGIN

Margin	Opponent	Date
+31	NJIT	11/14/15
+30	NORTH DAKOTA	11/14/18
+30	GRAND CANYON	11/14/14
+29	SOUTHERN ILLINOIS	11/9/18
+28	NKU	11/10/13

+27	vs. Little Rock	1/3/12
+26	vs. Arizona State	11/28/16
+26	LOUISVILLE	12/31/11
+25	EASTERN KENTUCKY	12/9/15
+25	EASTERN MICHIGAN	1/2/13
+25	at Indiana	12/12/09

LOWEST REBOUND MARGIN

Margin	Opponent	Date
-25	at Florida	2/4/17
-18	at Tennessee	2/16/13
-16	vs. Baylor	12/6/13
-16	vs. Maryland	11/9/12
-15	TENNESSEE	1/18/14
-14	at LSU	1/5/16
-12	vs. Wisconsin	4/4/15
-12	GEORGIA	2/3/15
-12	at South Carolina	1/24/14
-12	vs. Alabama	3/12/10
-11	at Kansas	1/30/16
-11	TEXAS	12/5/14

VICTORY MARGINS

Margin (Score)	Opponent	Date
+58 (86-28)	MONTANA STATE	11/13/14
+52 (101-49)	LAFAYETTE	11/16/12
+50 (108-58)	MARIST	11/11/11
+49 (86-37)	MISSOURI	1/13/15
+48 (92-44)	UT ARLINGTON	11/25/14
+48 (88-40)	RADFORD	11/23/11
+46 (90-44)	MONMOUTH	11/28/18
+46 (115-69)	vs. Arizona State	11/28/16
+44 (88-44)	DREXEL	12/21/09
+43 (104-61)	HARTFORD	12/29/09

VICTORY MARGIN IN RUPP ARENA

Margin (Score)	Opponent	Date
+58 (86-28)	MONTANA STATE	11/13/14
+52 (101-49)	LAFAYETTE	11/16/12
+50 (108-58)	MARIST	11/11/11
+49 (86-37)	MISSOURI	1/13/15
+48 (92-44)	UT ARLINGTON	11/25/14
+48 (88-40)	RADFORD	11/23/11
+46 (90-44)	MONMOUTH	11/28/18
+44 (88-44)	DREXEL	12/21/09
+43 (104-61)	HARTFORD	12/29/09
+42 (100-58)	TEXAS A&M	1/3/17

VICTORY MARGIN IN SEC PLAY

Margin (Score)	Opponent	Date
+49 (86-37)	MISSOURI	1/13/15
+42 (100-58)	TEXAS A&M	1/3/17
+38 (82-44)	LSU	1/15/11
+35 (87-52)	at Vanderbilt	1/29/19
+35 (110-75)	AUBURN	2/21/15
+34 (82-48)	GEORGIA	2/9/16
+34 (88-54)	MISSOURI	1/27/16
+34 (77-43)	SOUTH CAROLINA	2/14/15
+34 (86-52)	at South Carolina	2/4/12
+31 (90-59)	SOUTH CAROLINA	2/19/11
+31 (101-70)	ARKANSAS	1/23/10

VICTORY MARGIN ON THE ROAD

Margin (Score)	Opponent	Date
+35 (87-52)	at Vanderbilt	1/29/19
+34 (86-52)	at South Carolina	2/4/12
+31 (79-48)	at Portland	11/19/10
+27 (89-62)	at South Carolina	2/13/16
+26 (81-55)	at LSU	2/6/10
+24 (74-50)	at LSU	1/28/12
+23 (99-76)	at Ole Miss	12/29/16
+22 (70-48)	at Alabama	1/17/15
+22 (75-53)	at Auburn	1/19/13
+20 (69-49)	at Georgia	1/15/19

VICTORY MARGIN AT A NEUTRAL SITE

Margin (Score)	Opponent	Date
+46 (115-69)	vs. Arizona State	11/28/16
+39 (78-39)	vs. West Virginia	3/26/15
+39 (83-44)	vs. UCLA	12/20/14
+38 (85-47)	vs. Penn State	11/19/11
+32 (72-40)	vs. Kansas	11/18/14
+30 (90-60)	vs. Wake Forest	3/20/10
+29 (100-71)	vs. ETSU	3/18/10
+29 (74-45)	vs. Tennessee	3/13/10
+28 (85-57)	vs. Stony Brook	3/17/16
+26 (85-59)	vs. Alabama	3/11/16

VICTORY MARGIN ON THE ROAD IN THE SEC

Margin (Score)	Opponent	Date
+35 (87-52)	at Vanderbilt	1/29/19
+34 (86-52)	at South Carolina	2/4/12
+27 (89-62)	at South Carolina	2/13/16
+26 (81-55)	at LSU	2/6/10
+24 (74-50)	at LSU	1/28/12
+23 (99-76)	at Ole Miss	12/29/16
+22 (70-48)	at Alabama	1/17/15
+22 (75-53)	at Auburn	1/19/13
+20 (69-49)	at Georgia	1/15/19
+18 (74-56)	at Mississippi State	2/25/15
+18 (66-48)	at Tennessee	2/17/15

VICTORY MARGIN IN THE SEC TOURNAMENT

Margin (Score)	Opponent	Date
+29 (74-45)	vs. Tennessee	3/13/10
+26 (85-59)	vs. Alabama	3/11/16
+24 (91-67)	vs. Auburn	3/14/15
+23 (86-63)	vs. Alabama	3/10/18
+18 (85-67)	vs. LSU	3/14/14
+17 (82-65)	vs. Arkansas	3/12/17
+16 (70-54)	vs. Florida	3/13/11
+15 (78-63)	vs. Arkansas	3/15/15
+15 (64-49)	vs. Florida	3/13/15
+14 (72-58)	vs. Alabama	3/12/11

VICTORY MARGIN IN THE NCAA TOURNAMENT

Margin (Score)	Opponent	Date
+39 (78-39)	vs. West Virginia	3/26/15
+30 (90-60)	vs. Wake Forest	3/20/10
+29 (100-71)	vs. ETSU	3/18/10
+28 (85-57)	vs. Stony Brook	3/17/16
+23 (79-56)	vs. Hampton	3/19/15
+20 (95-75)	vs. Buffalo	3/17/18
+17 (62-45)	vs. Cornell	3/25/10
+16 (87-71)	vs. Iowa State	3/17/12
+15 (81-66)	vs. Western Kentucky	3/15/12
+13 (64-51)	vs. Cincinnati	3/21/15
+12 (82-70)	vs. Baylor	3/25/12
+12 (102-90)	vs. Indiana	3/23/12





ASHTON HAGANS

Freshman | Guard | 6-3 | 192 lbs | Cartersville, Ga. | Newton

[@H23Ash](#) | [@ashton.hagans](#)

2018-19 SEASON/CAREER HIGHS

Points		
Season	23, at Georgia (1/15/19)	
Career	23, at Georgia (1/15/19)	
Rebounds		
Season	7, at Auburn, (1/19/19)	
Career	7, at Auburn, (1/19/19)	
Field Goals		
Season	9, at Georgia (1/15/19)	
Career	9, at Georgia (1/15/19)	
Field Goals Attempted		
Season	18, at Georgia (1/15/19)	
Career	18, at Georgia (1/15/19)	
3-Point Field Goals		
Season	2, 2x, last vs. AUBURN (2/23/19)	
Career	2, 2x, last vs. AUBURN (2/23/19)	
3-Point Field Goals Attempted		
Season	4, 2x, last vs. AUBURN (2/23/19)	
Career	4, 2x, last vs. AUBURN (2/23/19)	
Free Throws		
Season	10, vs. TEXAS A&M (1/8/19)	
Career	10, vs. TEXAS A&M (1/8/19)	
Free Throws Attempted		
Season	11, vs. TEXAS A&M (1/8/19)	
Career	11, vs. TEXAS A&M (1/8/19)	
Assists		
Season	9, 2x, last at Mississippi State (2/9/19)	
Career	9, 2x, last at Mississippi State (2/9/19)	
Steals		
Season	8, vs. North Carolina (12/22/18)	
Career	8, vs. North Carolina (12/22/18)	
Blocked Shots		
Season	2, vs. VMI (11/18/18)	
Career	2, vs. VMI (11/18/18)	
Minutes Played		
Season	36, 2x, last vs. ARKANSAS (2/26/19)	
Career	36, 2x, last vs. ARKANSAS (2/26/19)	
MISCELLANEOUS		
	2018-19	CAREER
Dunks	3	3
Double-Figure		
Scoring Games	8	8
Double-Figure		
Rebounding Games	0	0
Games With		
Double-Double	0	0
Games Led UK		
in Scoring	2	2
Games Led UK		
in Rebounding	1	1
Games Led UK		
in Assists	21	21
Games Led UK		
in Steals	14	14
Games Led UK		
in Blocks	1	1
Games With		
3+ Assists	23	23
Games With		
3+ Blocks	0	0
Games With		
3+ Steals	10	10
Games With		
3+ 3-Pointers	0	0

- Pronunciation: HAY-gens
- Naismith National Defensive Player of the Year Semifinalist
- Two-time SEC Freshman of the Week winner
- Scored in double figures in two of the last three games
- Made five 3-pointers over the last three games. He had made five in the prior 25 games
- Leads UK with 54 steals, which is already in the top five among all freshmen in school history
 - First player in school history with at least three steals in seven straight, a run that ended Jan. 22 vs. Mississippi State
 - Steals streak was the longest by a major-conference freshman since Chris Paul had a stretch of 10 straight games with three or more steals in 2003-04
- Leads team with 123 total assists, including three or more in 20 of the last 22
 - Dished a career high nine dimes in each of UK's two games vs. Mississippi State
 - UK is 6-0 when Hagans has seven or more assists
- Set all sorts of career highs in his return to Georgia, including points (23), rebounds (five), field goals (19) and minutes (35)
- Scored in double figures in five in a row between Dec. 29-Jan. 15, averaging 15.8 points per game
- Tied Rajon Rondo and Wayne Turner's school record with eight steals against North Carolina
- Forewent his final year of high school eligibility and enrolled at UK a year early
- Won both the Gatorade Georgia Player of the Year and the Mr. Georgia Basketball honor as a junior
 - Averaged 20.2 points, 10.7 assists, 7.6 assists, 3.6 steals while leading Newton to 7A state semifinals
- Rated No. 12 overall player by Rivals and No. 13 by 247 Sports. ESPN ranked him No. 20 overall

Birthday: July 8
Parents: Monica Wheeler and Marvin Hagans
Major: Undeclared/exploratory studies in agriculture

Off the court he likes to ...
 Chill with teammates, play NBA2K, watch highlights, go out to eat and sleep

Did you know ...
 He won a football little league state championship as a kid and is a cousin to former NFL player Ronnie Brown



Game-By-Game Statistics

Opponent	Date	gs	min	Total		3-Pointers		Free throws		Rebounds				pf	a	t/o	blk	stl	pts	avg	
				fg-fga	pct	3fg-fga	pct	ft-fa	pct	off	def	tot	avg								
vs #4/3 DUKE	11/06/18	*	20	1-3	.333	0-1	.000	0-0	.000	0	1	1	1.0	4	4	3	0	0	2	2.0	
SOUTHERN ILLINOIS	11/09/18		13	0-0	.000	0-0	.000	0-0	.000	0	0	0	0.5	3	3	2	0	0	0	1.0	
NORTH DAKOTA	11/14/18		16	1-3	.333	0-1	.000	0-0	.000	1	1	2	1.0	0	1	2	0	1	2	1.3	
VMI	11/18/18	*	21	2-3	.667	0-0	.000	1-2	.500	0	1	1	1.0	1	4	0	2	2	5	2.3	
WINTHROP	11/21/18		16	1-1	1.000	0-0	.000	0-0	.000	1	1	2	1.2	2	1	3	0	1	2	2.2	
TENNESSEE STATE	11/23/18		12	1-4	.250	0-1	.000	0-0	.000	0	0	0	1.0	0	1	1	0	0	2	2.2	
MONMOUTH	11/28/18		20	2-3	.667	1-2	.500	2-2	1.000	0	2	2	1.1	1	3	2	0	1	7	2.9	
UNCG	12/01/18		28	1-3	.333	0-0	.000	3-3	1.000	0	2	2	1.3	2	3	2	1	3	5	3.1	
vs Seton Hall	12/08/18	*	30	3-7	.429	0-2	.000	2-3	.667	1	0	1	1.2	3	4	1	0	1	8	3.7	
UTAH	12/15/18	*	23	1-7	.143	0-0	.000	0-0	.000	0	0	0	1.1	1	7	2	0	1	2	3.5	
vs #9/10 North Carolina	12/22/18	*	31	2-6	.333	0-0	.000	3-4	.750	1	3	4	1.4	3	3	5	1	8	7	3.8	
at RV/RV Louisville	12/29/18	*	24	5-11	.455	0-1	.000	1-2	.500	2	0	2	1.4	3	3	1	0	3	11	4.4	
at Alabama	01/05/19	*	33	5-10	.500	0-0	.000	2-2	1.000	1	2	3	1.5	2	6	2	0	3	12	5.0	
TEXAS A&M	01/08/19	*	30	4-6	.667	0-1	.000	10-11	.909	0	1	1	1.5	1	5	1	0	5	18	5.9	
VANDERBILT	01/12/19	*	33	7-9	.778	0-1	.000	1-2	.500	1	3	4	1.7	1	4	5	0	3	15	6.5	
at Georgia	01/15/19	*	35	9-18	.500	1-3	.333	4-5	.800	1	4	5	1.9	1	4	1	0	4	23	7.6	
at #14/12 Auburn	01/19/19	*	35	2-4	.500	0-0	.000	2-3	.667	0	7	7	2.2	2	6	3	0	3	6	7.5	
#22/22 MISSISSIPPI STAT	01/22/19	*	33	2-6	.333	0-1	.000	1-2	.500	1	1	2	2.2	2	9	4	0	2	5	7.3	
#9/10 KANSAS	01/26/19	*	35	4-11	.364	1-3	.333	3-5	.600	1	1	2	2.2	1	8	4	0	3	12	7.6	
at Vanderbilt	01/29/19	*	30	3-5	.600	1-2	.500	0-0	.000	1	5	6	2.4	3	8	1	0	1	7	7.6	
at Florida	02/02/19	*	32	2-5	.400	0-2	.000	2-2	1.000	0	5	5	2.5	1	4	3	0	2	6	7.5	
SOUTH CAROLINA	02/05/19	*	28	1-3	.333	0-1	.000	0-1	.000	0	0	0	2.4	2	4	6	0	3	2	7.2	
at RV/#21 Mississippi State	02/09/19	*	35	2-5	.400	1-3	.333	3-5	.600	2	2	4	2.4	1	9	3	0	1	8	7.3	
#19/21 LSU	02/12/19	*	21	2-5	.400	0-1	.000	0-0	.000	0	1	1	2.4	3	1	0	0	0	4	7.1	
#1/1 TENNESSEE	02/16/19	*	36	3-6	.500	0-1	.000	3-5	.600	0	2	2	2.4	1	7	1	0	2	9	7.2	
at Mizzou	02/19/19	*	33	3-5	.600	2-4	.500	4-4	1.000	0	0	0	2.3	2	2	4	0	0	12	7.4	
RV/RV AUBURN	02/23/19	*	30	6-8	.750	2-4	.500	0-0	.000	0	1	1	2.2	0	5	3	0	1	14	7.6	
ARKANSAS	02/26/19	*	36	2-4	.500	1-2	.500	2-2	1.000	0	2	2	2.2	3	4	3	0	0	7	7.6	
Totals			21	769	77-161	.478	10-37	.270	49-65	.754	14	48	62	2.2	49	123	68	4	54	213	7.6

Games played: 28
 Minutes/game: 27.5
 Points/game: 7.6
 FG Pct: 47.8
 3FG Pct: 27.0
 FT Pct: 75.4

Rebounds/game: 2.2
 Assists/game: 4.4
 Turnovers/game: 2.4
 Assist/turnover ratio: 1.8
 Steals/game: 1.9
 Blocks/game: 0.1

Career Statistics

Year	GP-GS	Min-Avg	FG-FGA	Pct	3FG-FGA	Pct	FT-FTA	Pct	Off-Def-Tot-Avg	PF-FO	Ast	TO	Blk	Stl	Pts	Avg
2018-19	28-21	769-27.5	77-161	.478	10-37	.270	49-65	.754	14-48-62-2.2	49-0	123	68	4	54	213	7.6
TOTAL	28-21	769-27.5	77-161	.478	10-37	.270	49-65	.754	14-48-62-2.2	49-0	123	68	4	54	213	7.6

2018-19 SEASON/CAREER HIGHS

Points		
Season	27, vs. TENNESSEE STATE (11/23/18)	
Career	27, vs. TENNESSEE STATE (11/23/18)	
Rebounds		
Season	17, vs. AUBURN (2/23/19)	
Career	17, vs. AUBURN (2/23/19)	
Field Goals		
Season	8, 3x, last vs. TENNESSEE (2/16/19)	
Career	8, 3x, last vs. TENNESSEE (2/16/19)	
Field Goals Attempted		
Season	16, vs. Duke (11/6/18)	
Career	16, vs. Duke (11/6/18)	
3-Point Field Goals		
Season	6, vs. UTAH (12/15/18)	
Career	6, vs. UTAH (12/15/18)	
3-Point Field Goals Attempted		
Season	7, 2x last vs. North Carolina (12/22/18)	
Career	7, 2x last vs. North Carolina (12/22/18)	
Free Throws		
Season	13, vs. TENNESSEE STATE (11/23/18)	
Career	13, vs. TENNESSEE STATE (11/23/18)	
Free Throws Attempted		
Season	18, vs. TENNESSEE STATE (11/23/18)	
Career	18, vs. TENNESSEE STATE (11/23/18)	
Assists		
Season	5, vs. AUBURN (2/23/19)	
Career	5, vs. AUBURN (2/23/19)	
Steals		
Season	3, 3x, last vs. MISS. STATE (1/22/19)	
Career	3, 3x, last vs. MISS. STATE (1/22/19)	
Blocked Shots		
Season	1, 3x, last vs. ARKANSAS (2/26/19)	
Career	1, 3x, last vs. ARKANSAS (2/26/19)	
Minutes Played		
Season	43, vs. Seton Hall (12/8/18)	
Career	43, vs. Seton Hall (12/8/18)	
MISCELLANEOUS		
	2018-19	CAREER
Dunks	12	12
Double-Figure Scoring Games	21	21
Double-Figure Rebounding Games	4	4
Games With Double-Double	3	3
Games Led UK in Scoring	7	7
Games Led UK in Rebounding	4	4
Games Led UK in Assists	1	1
Games Led UK in Steals	6	6
Games Led UK in Blocks	0	0
Games With 3+ Assists	5	5
Games With 3+ Blocks	0	0
Games With 3+ Steals	3	3
Games With 3+ 3-Pointers	5	5

- Three-time SEC Freshman of the Week
- Only freshman in the country averaging at least 13.0 points per game, shooting at least 47 percent from the field, at least 39 percent from 3-point range and made at least 30 3s
- Grabbed a career-high 17 rebounds in the home win vs. Auburn and added a career-high five assists
- Scored in double figures in 21 of 28 games and 20 or more in five games
- Averaging 17.6 points and 4.9 rebounds while shooting 55.7 percent in UK's seven games vs. AP Top 25 opponents
- Second on the team with 36 3-pointers and is shooting 39.1 percent from 3
 - UK is 5-0 this season when he makes at least three 3-pointers
- Posted his third double-double of the season with 15 points and 10 rebounds in the win vs. No. 9/10 Kansas. Hit three 3-pointers after halftime
- Scored 20 points on 7-of-11 shooting with two 3-pointers in the win at No. 14/12 Auburn
- Hit a buzzer-beater half-court shot to force overtime against Seton Hall
- Posted 24 points on 8-of-9 shooting with a career-high six 3-pointers vs. Utah
- Scored a career-high 27 points vs. Tennessee State and made 13 shots from the foul line
- His 23 points vs. Duke were tied for the fifth most in a debut in program history
- On the midseason watch list for the John R. Wooden Award and the preseason list for the Naismith Trophy
- One of 10 midseason finalists for Naismith Memorial Basketball Hall of Fame's Julius Erving Award (best small forward)
- Averaged 22.1 points, 6.8 boards and 4.4 assists per game for Oak Hill Academy

Birthday: Oct. 11
Parents: Rochelle and Chris
Major: Undeclared/exploratory studies in agriculture

Off the court he likes to ...
 Play Fortnite, hang out with friends, spend time with family, fish and go to amusement parks

Did you know ...
 He was a member of the National Honor Society in high school and he wishes he had the talent to dance well



Game-By-Game Statistics

Opponent	Date	qs	min	Total fg-fga	pct	3fg-fga	pct	Free throws ft-fa	pct	Rebounds off	def	tot	avg	pf	a	t/o	blk	stl	pts	avg	
vs #4/3 DUKE	11/06/18	*	30	8-16	.500	1-3	.333	6-10	.600	1	3	4	4.0	3	2	0	1	1	23	23.0	
SOUTHERN ILLINOIS	11/09/18	*	32	5-10	.500	0-3	.000	5-7	.714	0	4	4	4.0	1	2	3	0	1	15	19.0	
NORTH DAKOTA	11/14/18	*	34	3-4	.750	0-0	.000	6-8	.750	3	7	10	6.0	2	1	0	0	0	12	16.7	
VMI	11/18/18	*	25	4-8	.500	1-2	.500	0-0	.000	2	1	3	5.3	2	2	1	0	1	9	14.8	
WINTHROP	11/21/18	*	26	4-10	.400	2-5	.400	3-6	.500	1	6	7	5.6	2	1	2	0	1	13	14.4	
TENNESSEE STATE	11/23/18	*	35	7-15	.467	0-2	.000	13-18	.722	3	4	7	5.8	4	0	2	0	0	27	16.5	
MONMOUTH	11/28/18	*	31	5-9	.556	1-3	.333	4-5	.800	0	3	3	5.4	1	2	4	0	0	15	16.3	
UNCG	12/01/18	*	31	4-7	.571	1-1	1.000	4-6	.667	2	9	11	6.1	1	2	2	0	1	13	15.9	
vs Seton Hall	12/08/18	*	43	4-9	.444	2-6	.333	0-0	.000	1	4	5	6.0	3	1	3	0	0	10	15.2	
UTAH	12/15/18	*	33	8-9	.889	6-7	.857	2-2	1.000	0	2	2	5.6	2	0	2	0	1	24	16.1	
vs #9/10 North Carolina at RV/RV Louisville	12/22/18	*	23	7-11	.636	4-7	.571	3-4	.750	0	3	3	5.4	5	3	1	0	3	21	16.5	
at Alabama	12/29/18	*	34	5-13	.385	1-5	.200	4-4	1.000	1	6	7	5.5	2	2	2	0	1	15	16.4	
at Texas A&M	01/05/19	*	30	5-10	.500	1-3	.333	2-2	1.000	1	6	7	5.6	3	4	1	0	3	13	16.2	
VANDERBILT	01/08/19	*	27	2-9	.222	0-4	.000	4-4	1.000	2	4	6	5.6	1	2	4	0	0	8	15.6	
at Vanderbilt	01/12/19	*	24	6-8	.750	1-2	.500	2-2	1.000	0	1	1	5.3	5	1	4	0	0	15	15.5	
at Georgia	01/15/19	*	27	0-6	.000	0-1	.000	0-0	.000	2	1	3	5.2	1	2	2	0	1	0	14.6	
at #14/12 Auburn	01/19/19	*	28	7-11	.636	2-5	.400	4-7	.571	2	1	3	5.1	1	0	1	0	0	20	14.9	
#22/22 MISSISSIPPI STATE	01/22/19	*	26	4-8	.500	0-1	.000	1-1	1.000	0	5	5	5.1	5	2	2	1	3	9	14.6	
#9/10 KANSAS	01/26/19	*	32	5-9	.556	3-4	.750	2-2	1.000	2	8	10	5.3	3	0	0	0	0	15	14.6	
at Vanderbilt	01/29/19	*	23	3-6	.500	3-4	.750	2-2	1.000	0	0	0	5.1	3	2	1	0	0	11	14.4	
at Florida	02/02/19	*	30	4-13	.308	2-5	.400	0-0	.000	2	6	8	5.2	2	1	1	0	0	10	14.2	
SOUTH CAROLINA	02/05/19	*	31	2-9	.222	0-3	.000	5-6	.833	2	4	6	5.2	0	0	0	0	0	9	14.0	
at RV/#21 Mississippi State	02/09/19	*	28	4-10	.400	1-3	.333	4-4	1.000	0	7	7	5.3	3	0	1	0	1	13	13.9	
#19/21 LSU	02/12/19	*	36	5-10	.500	1-2	.500	5-9	.556	0	5	5	5.3	0	3	0	0	1	16	14.0	
#1/1 TENNESSEE	02/16/19	*	33	8-14	.571	3-6	.500	0-0	.000	1	3	4	5.2	1	1	2	0	1	19	14.2	
at Mizzou	02/19/19	*	35	1-6	.167	0-2	.000	3-3	1.000	2	4	6	5.3	2	1	0	0	1	5	13.8	
RV/RV AUBURN	02/23/19	*	29	3-8	.375	0-2	.000	2-4	.500	3	14	17	5.7	2	5	2	0	0	8	13.6	
ARKANSAS	02/26/19	*	37	5-14	.357	0-1	.000	3-6	.500	3	3	6	5.7	2	3	3	1	0	13	13.6	
Totals			28	853	128-272	.471	36-92	.391	89-122	.730	36	124	160	5.7	62	45	46	3	21	381	13.6

Games played: 28
 Minutes/game: 30.5
 Points/game: 13.6
 FG Pct: 47.1
 3FG Pct: 39.1
 FT Pct: 73.0

Rebounds/game: 5.7
 Assists/game: 1.6
 Turnovers/game: 1.6
 Assist/turnover ratio: 1.0
 Steals/game: 0.8
 Blocks/game: 0.1

Career Statistics

Year	GP-GS	Min-Avg	FG-FGA	Pct	3FG-FGA	Pct	FT-FTA	Pct	Off-Def-Tot-Avg	PF-FO	Ast	TO	Blk	Stl	Pts	Avg
2018-19	28-28	853-30.5	128-272	.471	36-92	.391	89-122	.730	36-124-160-5.7	62-3	45	46	3	21	381	13.6
TOTAL	28-28	853-30.5	128-272	.471	36-92	.391	89-122	.730	36-124-160-5.7	62-3	45	46	3	21	381	13.6

2018-19 SEASON/CAREER HIGHS

Points		
Season	14, at Vanderbilt (1/29/19)	
Career	25, vs. FORT WAYNE (11/22/17)	
Rebounds		
Season	19, vs. SOUTHERN ILLINOIS (11/9/18)	
Career	19, vs. SOUTHERN ILLINOIS (11/9/18)	
Field Goals		
Season	4, 2x, last at Vanderbilt (1/29/19)	
Career	9, vs. FORT WAYNE (11/22/17)	
Field Goals Attempted		
Season	8, vs. SOUTHERN ILLINOIS (11/9/18)	
Career	10, vs. FORT WAYNE (11/22/17)	
3-Point Field Goals		
Season	-	
Career	-	
3-Point Field Goals Attempted		
Season	-	
Career	-	
Free Throws		
Season	6, at Vanderbilt (1/29/19)	
Career	7, vs. FORT WAYNE (11/22/17)	
Free Throws Attempted		
Season	10, at Vanderbilt (1/29/19)	
Career	10, at Vanderbilt (1/29/19)	
Assists		
Season	2, at Alabama (1/5/19)	
Career	2, 2x, last at Alabama (1/5/19)	
Steals		
Season	1, 4x, last vs. AUBURN (2/23/19)	
Career	1, 7x, last vs. AUBURN (2/23/19)	
Blocked Shots		
Season	5, vs. KANSAS (1/26/19)	
Career	5, vs. KANSAS (1/26/19)	
Minutes Played		
Season	27, vs. SOUTHERN ILLINOIS (11/9/18)	
Career	27, vs. SOUTHERN ILLINOIS (11/9/18)	

MISCELLANEOUS		
	2018-19	CAREER
Dunks	16	44
Double-Figure		
Scoring Games	2	9
Double-Figure		
Rebounding Games	2	3
Games With		
Double-Double	0	1
Games Led UK		
in Scoring	0	1
Games Led UK		
in Rebounding	3	11
Games Led UK		
in Assists	0	0
Games Led UK		
in Steals	0	0
Games Led UK		
in Blocks	13	25
Games With		
3+ Assists	0	0
Games With		
3+ Blocks	7	11
Games With		
3+ Steals	0	0
Games With		
3+ 3-Pointers	0	0

- Posted seven points, 15 rebounds and three blocks in the win vs. Arkansas
- Leads the team with 40 blocks
 - Has blocked three shots in each of the past two games in Reid Travis' injury absence
 - Blocked a combined nine shots in 23 minutes across the Kansas and Vanderbilt games to conclude January
- UK is 12-0 this season when Richards scores at least four points
- Scored a season-high 14 points at Vanderbilt on Jan. 30 on 4-of-5 shooting and 6 of 10 at the free-throw line
- Turned in a solid 10 minutes vs. Mississippi State on Jan. 22, totaling eight points, six rebounds and a blocked shot. His eight points were his best since 10 vs. Winthrop on Nov. 21
- Grabbed six rebounds and blocked two shots in 10 minutes vs. North Carolina
- Played one of the best games of his career vs. Southern Illinois with eight points, a career-high 19 rebounds and a career-high-tying three blocks
 - The 19 rebounds were the most by a UK player since Michael Kidd-Gilchrist hauled in 19 boards vs. Louisville on Dec. 31, 2011. The 19 rebounds also matched SIU's team total
- Named to the Naismith Memorial Basketball Hall of Fame's Kareem Abdul Jabbar Award preseason watch list (best center)
- Averaged 11.5 points, 5.2 rebounds with a team-high-tying 10 blocks in the six exhibition games
- Scored in double figures seven times during his freshman season and started all 37 games
 - Averaged 5.1 points, 4.4 rebounds and 0.9 blocks per game a season ago
 - Finished second on the team in blocks with 33 and fourth in total rebounds with 163
- Recorded a double-double (25 points, 15 rebounds) vs. Fort Wayne

Birthday: Nov. 29
Mother: Marion Tenn
Major: Undeclared/exploratory studies in agriculture

Off the court he likes to ...
 Play FIFA (video game), shop for sneakers, shop for clothes, watch movies, and hang out with friends and family

Did you know ...
 He's the second UK player to hail from the Patrick School, joining Michael Kidd-Gilchrist. He's also a soccer enthusiast



Game-By-Game Statistics

Opponent	Date	qs	min	Total		3-Pointers		Free throws		Rebounds				pf	a	t/o	blk	stl	pts	avg	
				fg-fga	pct	3fg-fga	pct	ft-fga	pct	off	def	tot	avg								
vs #4/3 DUKE	11/06/18		13	0-1	.000	0-0	.000	0-0	.000	0	2	2	2.0	3	0	3	1	0	0	0.0	
SOUTHERN ILLINOIS	11/09/18		27	3-8	.375	0-0	.000	2-3	.667	9	10	19	10.5	2	1	3	3	0	8	4.0	
NORTH DAKOTA	11/14/18		16	1-2	.500	0-0	.000	0-0	.000	1	1	2	7.7	5	0	2	2	0	2	3.3	
VMI	11/18/18		8	3-3	1.000	0-0	.000	0-0	.000	1	1	2	6.3	1	0	0	0	0	6	4.0	
WINTHROP	11/21/18	*	12	4-4	1.000	0-0	.000	2-2	1.000	1	0	1	5.2	2	0	2	2	0	10	5.2	
TENNESSEE STATE	11/23/18	*	10	1-1	1.000	0-0	.000	0-0	.000	0	1	1	4.5	2	0	0	0	0	2	4.7	
MONMOUTH	11/28/18		9	2-3	.667	0-0	.000	2-2	1.000	2	0	2	4.1	3	0	0	3	0	6	4.9	
UNCG	12/01/18		1	0-0	.000	0-0	.000	0-0	.000	0	0	0	3.6	1	0	1	1	0	0	4.3	
vs Seton Hall	12/08/18		12	1-2	.500	0-0	.000	1-2	.500	2	3	5	3.8	1	0	0	0	0	3	4.1	
UTAH	12/15/18		12	0-0	.000	0-0	.000	0-0	.000	0	2	2	3.6	3	0	0	1	0	0	3.7	
vs #9/10 North Carolina	12/22/18		10	1-2	.500	0-0	.000	0-0	.000	1	5	6	3.8	1	0	0	2	0	2	3.5	
at RV/RV Louisville	12/29/18		7	0-0	.000	0-0	.000	0-0	.000	2	1	3	3.8	1	0	0	1	0	0	3.3	
at Alabama	01/05/19		13	0-1	.000	0-0	.000	1-2	.500	2	1	3	3.7	0	2	0	1	0	1	3.1	
TEXAS A&M	01/08/19		11	2-2	1.000	0-0	.000	1-1	1.000	0	1	1	3.5	2	0	0	2	0	5	3.2	
VANDERBILT	01/12/19		10	1-2	.500	0-0	.000	0-0	.000	0	1	1	3.3	1	0	0	0	1	2	3.1	
at Georgia	01/15/19		15	2-5	.400	0-0	.000	0-0	.000	4	3	7	3.6	1	0	0	3	0	4	3.2	
at #14/12 Auburn	01/19/19		10	0-0	.000	0-0	.000	1-2	.500	0	1	1	3.4	3	1	0	0	1	1	3.1	
#22/22 MISSISSIPPI STAT	01/22/19		10	2-5	.400	0-0	.000	4-8	.500	5	1	6	3.6	3	0	0	1	0	8	3.3	
#9/10 KANSAS	01/26/19		9	0-1	.000	0-0	.000	0-0	.000	0	1	1	3.4	1	1	1	5	0	0	3.2	
at Vanderbilt	01/29/19		19	4-5	.800	0-0	.000	6-10	.600	0	1	1	3.3	3	0	0	4	0	14	3.7	
at Florida	02/02/19		5	0-0	.000	0-0	.000	0-0	.000	0	0	0	3.1	1	0	2	0	0	0	3.5	
SOUTH CAROLINA	02/05/19		11	2-2	1.000	0-0	.000	0-0	.000	2	2	4	3.2	4	0	1	0	1	4	3.5	
at RV/#21 Mississippi State	02/09/19		7	1-3	.333	0-0	.000	0-0	.000	1	0	1	3.1	2	0	1	1	0	2	3.5	
#19/21 LSU	02/12/19		3	0-0	.000	0-0	.000	1-2	.500	0	0	0	3.0	0	0	0	0	0	1	3.4	
#1/1 TENNESSEE	02/16/19		6	1-1	1.000	0-0	.000	1-2	.500	2	0	2	2.9	4	0	1	1	0	3	3.4	
at Mizzou	02/19/19		13	3-3	1.000	0-0	.000	1-1	1.000	3	1	4	3.0	2	0	1	0	0	7	3.5	
RV/RV AUBURN	02/23/19		20	1-3	.333	0-0	.000	2-2	1.000	1	2	3	3.0	2	1	0	3	1	4	3.5	
ARKANSAS	02/26/19		25	2-4	.500	0-0	.000	3-4	.750	5	10	15	3.4	4	0	2	3	0	7	3.6	
Totals			2	324	37-63	.587	0-0	.000	28-43	.651	44	51	95	3.4	58	6	20	40	4	102	3.6

Games played: 28
 Minutes/game: 11.6
 Points/game: 3.6
 FG Pct: 58.7
 FT Pct: 65.1

Rebounds/game: 3.4
 Assists/game: 0.2
 Turnovers/game: 0.7
 Assist/turnover ratio: 0.3
 Steals/game: 0.1
 Blocks/game: 1.4

Career Statistics

Year	GP-GS	Min-Avg	FG-FGA	Pct	3FG-FGA	Pct	FT-FTA	Pct	Off-Def-Tot-Avg	PF-FO	Ast	TO	Blk	Stl	Pts	Avg
2017-18	37-37	543-14.7	69-112	.616	0-0	.000	51-71	.718	55-108-163-4.4	76-1	9	26	33	3	189	5.1
2018-19	28-2	324-11.6	37-63	.587	0-0	.000	28-43	.651	44-51-95-3.4	58-1	6	20	40	4	102	3.6
TOTAL	65-39	867-13.3	106-175	.606	0-0	.000	79-114	.693	99-159-258-4.0	134-2	15	46	73	7	291	4.5

5

IMMANUEL QUICKLEY

Freshman | Guard | 6-3 | 185 lbs | Havre de Grace, Md. | John Carroll School

[@IQ_GodSon](#) | [@immanuelquickley_](#)

2018-19 SEASON/CAREER HIGHS

Points		
Season	15, vs. SOUTHERN ILLINOIS (11/9/18)	
Career	15, vs. SOUTHERN ILLINOIS (11/9/18)	
Rebounds		
Season	6, vs. WINTHROP (11/21/18)	
Career	6, vs. WINTHROP (11/21/18)	
Field Goals		
Season	6, vs. SOUTHERN ILLINOIS (11/9/18)	
Career	6, vs. SOUTHERN ILLINOIS (11/9/18)	
Field Goals Attempted		
Season	10, vs. SOUTHERN ILLINOIS (11/9/18)	
Career	10, vs. SOUTHERN ILLINOIS (11/9/18)	
3-Point Field Goals		
Season	3, vs. VANDERBILT (1/12/19)	
Career	3, vs. VANDERBILT (1/12/19)	
3-Point Field Goals Attempted		
Season	7, vs. VANDERBILT (1/12/19)	
Career	7, vs. VANDERBILT (1/12/19)	
Free Throws		
Season	8, vs. NORTH DAKOTA (11/14/18)	
Career	8, vs. NORTH DAKOTA (11/14/18)	
Free Throws Attempted		
Season	10, vs. NORTH DAKOTA (11/14/18)	
Career	10, vs. NORTH DAKOTA (11/14/18)	
Assists		
Season	4, 2x, last vs. S. CAROLINA (2/5/19)	
Career	4, 2x, last vs. S. CAROLINA (2/5/19)	
Steals		
Season	3, vs. TEXAS A&M (1/8/19)	
Career	3, vs. TEXAS A&M (1/8/19)	
Blocked Shots		
Season	1, vs. North Carolina (12/22/18)	
Career	1, vs. North Carolina (12/22/18)	
Minutes Played		
Season	31, 2x, last vs. WINTHROP (11/21/18)	
Career	31, 2x, last vs. WINTHROP (11/21/18)	
MISCELLANEOUS		
	2018-19	CAREER
Dunks	1	1
Double-Figure		
Scoring Games	5	5
Double-Figure		
Rebounding Games	0	0
Games With		
Double-Double	0	0
Games Led UK		
in Scoring	1	1
Games Led UK		
in Rebounding	0	0
Games Led UK		
in Assists	1	1
Games Led UK		
in Steals	1	1
Games Led UK		
in Blocks	0	0
Games With		
3+ Assists	3	3
Games With		
3+ Blocks	0	0
Games With		
3+ Steals	1	1
Games With		
3+ 3-Pointers	1	1

- Scored a combined 30 points over a three-game stretch between Jan. 5-12, including at least two 3-pointers during that stretch and a career-high three vs. Vanderbilt
- Made 46 of his 56 foul shots (82.1 percent), including two under pressure at the end of the Arkansas game to clinch the victory
- Scored 12 points in the win over Utah, his best output since scoring 12 on Nov. 14
- Had 12 points and a season-high four assists to couple with two steals vs. North Dakota
- Scored a team-high-tying 15 points in the win vs. Southern Illinois
 - Made 6 of 10 from the floor, including 2 of 4 from behind the arc
- Went a perfect 6 for 6 from the line against Duke
- Dished out a team-high 24 assists with just three turnovers over the six exhibition games
 - Averaged 7.3 points, 4.5 rebounds and 4.5 assists per game in the four Bahamas exhibition games
 - Had four or more assists in all four wins in the Bahamas
- Scored 12 points with five assists and a steal against Mega Bemax
- Two-time state champion at the John Carroll School
 - Three-time Maryland All-State selection
- Averaged 20.0 points, 6.0 rebounds and 6.0 assists per game as a senior
- Also a member of the USA U17 and U19 teams, winning gold with U17 team at the FIBA Championships
- McDonald's Game All American
 - Won the 3-point contest at the event

Birthday: June 17

Parents: Nitrease and Marcellous

Major: Undeclared/exploratory studies in agriculture

Off the court he likes to ...

Play the drums, watch movies, go to church, dance and play video games

Did you know ...

An honor-roll student in high school, he also excels musically and can play the saxophone, the piano and the drums



Game-By-Game Statistics

Opponent	Date	qs	min	Total		3-Pointers		Free throws		Rebounds				Other							
				fg-fga	pct	3fg-fga	pct	ft-fa	pct	off	def	tot	avg	pf	a	t/o	blk	stl	pts	avg	
vs #4/3 DUKE	11/06/18		19	0-3	.000	0-2	.000	6-6	1.000	0	1	1	1.0	2	1	1	0	0	6	6.0	
SOUTHERN ILLINOIS	11/09/18	*	31	6-10	.600	2-4	.500	1-1	1.000	0	4	4	2.5	2	0	2	0	2	15	10.5	
NORTH DAKOTA	11/14/18	*	27	2-5	.400	0-2	.000	8-10	.800	0	1	1	2.0	0	4	0	0	2	12	11.0	
VMI	11/18/18	*	27	0-4	.000	0-3	.000	6-6	1.000	0	1	1	1.8	0	2	1	0	1	6	9.8	
WINTHROP	11/21/18	*	31	1-1	1.000	1-1	1.000	0-0	.000	0	6	6	2.6	3	3	1	0	0	3	8.4	
TENNESSEE STATE	11/23/18	*	26	3-6	.500	1-2	.500	2-2	1.000	1	0	1	2.3	0	2	1	0	0	9	8.5	
MONMOUTH	11/28/18	*	20	1-3	.333	0-2	.000	2-2	1.000	0	2	2	2.3	0	2	2	0	0	4	7.9	
UNCG	12/01/18	*	17	0-2	.000	0-2	.000	1-2	.500	0	1	1	2.1	1	1	1	0	0	1	7.0	
vs Seton Hall	12/08/18		26	3-6	.500	2-3	.667	0-2	.000	0	1	1	2.0	1	2	1	0	0	8	7.1	
UTAH	12/15/18		23	4-7	.571	2-3	.667	2-2	1.000	0	1	1	1.9	3	2	1	0	0	12	7.6	
vs #9/10 North Carolina	12/22/18		15	0-1	.000	0-1	.000	2-2	1.000	0	3	3	2.0	2	1	3	1	0	2	7.1	
at RV/RV Louisville	12/29/18		18	1-3	.333	0-2	.000	0-0	.000	0	1	1	1.9	3	2	2	0	2	6.7		
at Alabama	01/05/19		15	3-5	.600	2-4	.500	0-0	.000	0	2	2	1.9	1	0	1	0	0	8	6.8	
TEXAS A&M	01/08/19		13	4-4	1.000	2-2	1.000	0-1	.000	0	1	1	1.9	0	2	0	0	3	10	7.0	
VANDERBILT	01/12/19		20	4-9	.444	3-7	.429	1-2	.500	0	0	0	1.7	0	0	0	0	0	12	7.3	
at Georgia	01/15/19		13	1-3	.333	0-1	.000	0-0	.000	0	0	0	1.6	2	2	0	0	1	2	7.0	
at #14/12 Auburn	01/19/19		14	1-3	.333	0-1	.000	3-4	.750	0	2	2	1.6	1	1	0	0	1	5	6.9	
#22/22 MISSISSIPPI STAT	01/22/19		17	1-3	.333	1-2	.500	2-2	1.000	0	2	2	1.7	1	1	1	0	0	5	6.8	
#9/10 KANSAS	01/26/19		11	0-3	.000	0-2	.000	0-0	.000	0	1	1	1.6	0	0	2	0	0	0	6.4	
at Vanderbilt	01/29/19		18	2-5	.400	1-3	.333	1-1	1.000	0	2	2	1.7	3	1	0	0	0	6	6.4	
at Florida	02/02/19		16	1-6	.167	1-5	.200	4-5	.800	0	1	1	1.6	0	1	0	0	1	7	6.4	
SOUTH CAROLINA	02/05/19		19	0-3	.000	0-1	.000	3-4	.750	0	3	3	1.7	0	4	1	0	1	3	6.3	
at RV/#21 Mississippi State	02/09/19		12	0-2	.000	0-1	.000	0-0	.000	0	1	1	1.7	0	0	0	0	0	0	6.0	
#19/21 LSU	02/12/19		21	1-5	.200	1-4	.250	0-0	.000	0	4	4	1.8	3	1	3	0	0	3	5.9	
#1/1 TENNESSEE	02/16/19		12	0-0	.000	0-0	.000	0-0	.000	0	0	0	1.7	2	1	2	0	0	0	5.6	
at Mizzou	02/19/19		11	1-2	.500	1-2	.500	0-0	.000	0	0	0	1.6	0	1	0	0	0	3	5.5	
RV/RV AUBURN	02/23/19		22	2-3	.667	1-2	.500	0-0	.000	0	3	3	1.7	2	0	1	0	0	5	5.5	
ARKANSAS	02/26/19		15	0-1	.000	0-1	.000	2-2	1.000	0	1	1	1.6	2	1	2	0	0	2	5.4	
Totals			7	529	42-108	.389	21-65	.323	46-56	.821	1	45	46	1.6	34	38	29	1	14	151	5.4

Games played: 28
 Minutes/game: 18.9
 Points/game: 5.4
 FG Pct: 38.9
 3FG Pct: 32.3
 FT Pct: 82.1

Rebounds/game: 1.6
 Assists/game: 1.4
 Turnovers/game: 1.0
 Assist/turnover ratio: 1.3
 Steals/game: 0.5
 Blocks/game: 0.0

Career Statistics

Year	GP-GS	Min-Avg	FG-FGA	Pct	3FG-FGA	Pct	FT-FTA	Pct	Off-Def-Tot-Avg	PF-FO	Ast	TO	Blk	Stl	Pts	Avg
2018-19	28-7	529-18.9	42-108	.389	21-65	.323	46-56	.821	1-45-46-1.6	34-0	38	29	1	14	151	5.4
TOTAL	28-7	529-18.9	42-108	.389	21-65	.323	46-56	.821	1-45-46-1.6	34-0	38	29	1	14	151	5.4

10

JONNY DAVID

Senior | Guard | 6-2 | 188 lbs | Pittsburgh | Mt. Lebanon

[@JonnyDavid](#)

[@jddavid010](#)

[@JonnyDavidUK10](#)

2018-19 SEASON/CAREER HIGHS

Points		
Season	-	
Career	5, vs. TEXAS A&M (1/3/17)	
Rebounds		
Season	1, vs. NORTH DAKOTA (11/14/18)	
Career	1, vs. NORTH DAKOTA (11/14/18)	
Field Goals		
Season	-	
Career	1, vs. TEXAS A&M (1/3/17)	
Field Goals Attempted		
Season	-	
Career	1, 4X, last vs. TEXAS A&M (1/3/17)	
3-Point Field Goals		
Season	-	
Career	1, vs. TEXAS A&M (1/3/17)	
3-Point Field Goals Attempted		
Season	-	
Career	1, 3x, last vs. TEXAS A&M (1/3/17)	
Free Throws		
Season	-	
Career	2, 2x, last vs. TEXAS A&M (1/3/17)	
Free Throws Attempted		
Season	-	
Career	2, 3x, last vs. TEXAS A&M (1/3/17)	
Assists		
Season	-	
Career	-	
Steals		
Season	-	
Career	-	
Blocked Shots		
Season	-	
Career	-	
Minutes Played		
Season	2, 3x, last vs. AUBURN (2/23/19)	
Career	3, vs. CLEVELAND STATE (11/23/16)	
MISCELLANEOUS		
	2018-19	CAREER
Dunks	0	0
Double-Figure		
Scoring Games	0	0
Double-Figure		
Rebounding Games	0	0
Games With		
Double-Double	0	0
Games Led UK		
in Scoring	0	0
Games Led UK		
in Rebounding	0	0
Games Led UK		
in Assists	0	0
Games Led UK		
in Steals	0	0
Games Led UK		
in Blocks	0	0
Games With		
3+ Assists	0	0
Games With		
3+ Blocks	0	0
Games With		
3+ Steals	0	0
Games With		
3+ 3-Pointers	0	0

- Seen action in seven games this season
- Snared his first career rebound, on the offensive end, in two minutes against North Dakota
- Played two minutes vs. Auburn, Monmouth and North Dakota
- As a member of UK's Student-Athlete Advisory Committee, played a key role in UK's relationship with the Special Olympics, including helping organize fan participation in the Polar Plunge, a fundraiser for the Special Olympics of Kentucky
- Saw action in UK's final two Bahamas exhibition games
 - Scored the game's final bucket in the win over Team Toronto
 - Hauled in a rebound vs. Mega Bemax
- Seen action in 31 career games and scored seven career points
- SEC Academic Honor Roll member the past three seasons
- On pace to graduate in May with a degree in kinesiology
- 1,000-point scorer in high school
- His father was a letterwinner at the University of Pittsburgh while head coach John Calipari was an assistant coach

Birthday: Nov. 7
Parents: Joseph and Sandi Major
Major: Kinesiology

Off the court he likes to ...
 Hang out with family and friends, play video games, watch Netflix/movies, go on adventures, and travel

Did you know ...
 He averaged 18.5 points as a senior and knocked down the winning shot on senior night to win a sectional title



Game-By-Game Statistics

Opponent	Date	gs	min	Total fg-fga	pct	3-Pointers 3fg-fga	pct	Free throws ft-fa	pct	Rebounds				pf	a	t/o	bik	stl	pts	avg
				off	def	tot	avg													
vs #4/3 DUKE	11/06/18	dnp	-	-	-	-	-	-	-	-	-	-	-	-	-	-	-	-	-	-
SOUTHERN ILLINOIS	11/09/18	dnp	-	-	-	-	-	-	-	-	-	-	-	-	-	-	-	-	-	-
NORTH DAKOTA	11/14/18	2	0-0	.000	0-0	.000	0-0	.000	1	0	1	1.0	0	0	0	0	0	0	0	0.0
VMI	11/18/18	dnp	-	-	-	-	-	-	-	-	-	-	-	-	-	-	-	-	-	-
WINTHROP	11/21/18	dnp	-	-	-	-	-	-	-	-	-	-	-	-	-	-	-	-	-	-
TENNESSEE STATE	11/23/18	dnp	-	-	-	-	-	-	-	-	-	-	-	-	-	-	-	-	-	-
MONMOUTH	11/28/18	2	0-0	.000	0-0	.000	0-0	.000	0	0	0	0.5	0	0	0	0	0	0	0	0.0
UNCG	12/01/18	dnp	-	-	-	-	-	-	-	-	-	-	-	-	-	-	-	-	-	-
vs Seton Hall	12/08/18	dnp	-	-	-	-	-	-	-	-	-	-	-	-	-	-	-	-	-	-
UTAH	12/15/18	1	0-0	.000	0-0	.000	0-0	.000	0	0	0	0.3	0	0	0	0	0	0	0	0.0
vs #9/10 North Carolina	12/22/18	dnp	-	-	-	-	-	-	-	-	-	-	-	-	-	-	-	-	-	-
at RV/RV Louisville	12/29/18	dnp	-	-	-	-	-	-	-	-	-	-	-	-	-	-	-	-	-	-
at Alabama	01/05/19	dnp	-	-	-	-	-	-	-	-	-	-	-	-	-	-	-	-	-	-
TEXAS A&M	01/08/19	dnp	-	-	-	-	-	-	-	-	-	-	-	-	-	-	-	-	-	-
VANDERBILT	01/12/19	dnp	-	-	-	-	-	-	-	-	-	-	-	-	-	-	-	-	-	-
at Georgia	01/15/19	dnp	-	-	-	-	-	-	-	-	-	-	-	-	-	-	-	-	-	-
at #14/12 Auburn	01/19/19	dnp	-	-	-	-	-	-	-	-	-	-	-	-	-	-	-	-	-	-
#22/22 MISSISSIPPI STAT	01/22/19	1	0-0	.000	0-0	.000	0-0	.000	0	0	0	0.3	0	0	0	0	0	0	0	0.0
#9/10 KANSAS	01/26/19	dnp	-	-	-	-	-	-	-	-	-	-	-	-	-	-	-	-	-	-
at Vanderbilt	01/29/19	1	0-0	.000	0-0	.000	0-0	.000	0	0	0	0.2	0	0	0	0	0	0	0	0.0
at Florida	02/02/19	dnp	-	-	-	-	-	-	-	-	-	-	-	-	-	-	-	-	-	-
SOUTH CAROLINA	02/05/19	1	0-0	.000	0-0	.000	0-0	.000	0	0	0	0.2	0	0	0	0	0	0	0	0.0
at RV/#21 Mississippi State	02/09/19	dnp	-	-	-	-	-	-	-	-	-	-	-	-	-	-	-	-	-	-
#19/21 LSU	02/12/19	dnp	-	-	-	-	-	-	-	-	-	-	-	-	-	-	-	-	-	-
#1/1 TENNESSEE	02/16/19	dnp	-	-	-	-	-	-	-	-	-	-	-	-	-	-	-	-	-	-
at Mizzou	02/19/19	dnp	-	-	-	-	-	-	-	-	-	-	-	-	-	-	-	-	-	-
RV/RV AUBURN	02/23/19	2	0-0	.000	0-0	.000	0-0	.000	0	0	0	0.1	0	0	1	0	0	0	0	0.0
ARKANSAS	02/26/19	dnp	-	-	-	-	-	-	-	-	-	-	-	-	-	-	-	-	-	-
Totals		0	10	0-0	.000	0-0	.000	0-0	.000	1	0	1	0.1	0	0	1	0	0	0	0.0

Games played: 7
Minutes/game: 1.4

Rebounds/game: 0.1
Turnovers/game: 0.1

Career Statistics

Year	GP-GS	Min-Avg	FG-FGA	Pct	3FG-FGA	Pct	FT-FTA	Pct	Off-Def-Tot-Avg	PF-FO	Ast	TO	Blk	Stl	Pts	Avg
2015-16	11-0	11-1.0	0-2	.00	0-2	.000	2-2	1.000	0-0-0-0.0	1-0	0	1	0	0	2	0.2
2016-17	7-0	11-1.6	1-2	.500	1-1	1.000	2-4	.500	0-0-0-0.0	0-0	0	3	0	0	5	0.7
2017-18	6-0	4-0.7	0-0	.000	0-0	.000	0-0	.000	0-0-0-0.0	1-0	0	2	0	0	0	0.0
2018-19	7-0	10-1.4	0-0	.000	0-0	.000	0-0	.000	1-0-1-0.2	0-0	0	1	0	0	0	0.0
TOTAL	31-0	36-1.2	1-4	.250	1-3	.333	4-6	.667	1-0-1-0.0	2-0	0	7	0	0	7	0.2

12

BRAD CALIPARI

Junior | Guard | 6-0 | 179 lbs | Franklin Lakes, N.J. | MacDuffie School

[@bradcalipari](#) |
 [@brad.calipari](#) |
 [@bradcalipari](#)

2018-19 SEASON/CAREER HIGHS

Points	
Season	-
Career	3, 3x, last vs. MISSOURI (2/24/18)
Rebounds	
Season	-
Career	1, 5x, last at Texas A&M (2/10/18)
Field Goals	
Season	-
Career	1, 3x, last vs. MISSOURI (2/24/18)
Field Goals Attempted	
Season	-
Career	3, 2x, last vs. Arizona State (11/28/16)
3-Point Field Goals	
Season	-
Career	1, 3x, last vs. MISSOURI (2/24/18)
3-Point Field Goals Attempted	
Season	-
Career	3, vs. CLEVELAND STATE (11/23/16)
Free Throws	
Season	-
Career	2, vs. CANISIUS (11/13/16)
Free Throws Attempted	
Season	-
Career	3, vs. CANISIUS (11/13/16)
Assists	
Season	-
Career	1, 2x, last vs. LOUISVILLE (12/29/17)
Steals	
Season	-
Career	-
Blocked Shots	
Season	-
Career	1, vs. CLEVELAND STATE (11/23/16)
Minutes Played	
Season	-
Career	8, vs. CLEVELAND STATE (11/23/16)

MISCELLANEOUS	2018-19	CAREER
Dunks	0	0
Double-Figure Scoring Games	0	0
Double-Figure Rebounding Games	0	0
Games With Double-Double	0	0
Games Led UK in Scoring	0	0
Games Led UK in Rebounding	0	0
Games Led UK in Assists	0	0
Games Led UK in Steals	0	0
Games Led UK in Blocks	0	1
Games With 3+ Assists	0	0
Games With 3+ Blocks	0	0
Games With 3+ Steals	0	0
Games With 3+ 3-Pointers	0	0

- Pronunciation: cal-uh-PEAR-ee
- Plans to redshirt in 2018-19 and will have two years of eligibility remaining
- On track to graduate this season. Plans to pursue graduate school
- Totaled eight minutes in UK's exhibition against Transylvania
- Played in all four games in the Bahamas. He drained a 3-pointer against the Bahamas National Team and had a rebound in three of the four wins
 - Also dished out an assist against Team Toronto
- Has been a part of two international basketball trips with Global Sports Academy
 - Averaged 14.3 points, 6.5 assists and 3.3 rebounds in four games in Croatia in 2017
 - Averaged 13.2 points and 7.0 assists in four games in Europe in 2018
- Two-time SEC Academic Honor Roll member
- Played in 15 games as a freshman, scoring eight points. Saw action in 12 games and recorded three points and two boards as a sophomore
- Averaged 15.3 points, 3.6 assists and 2.6 rebounds per game as a senior in high school
- Finished his high school career as a 1,000-point scorer

Birthday: Nov. 11
Parents: John and Ellen
Major: Communication

Off the court he likes to ...
 Play Fortnite, sleep, watch Spongebob Squarepants, cook and listen to music

Did you know ...
 He earned academic honors in high school for art, specializing in drawing. His definition of a true hero is anyone who is a servant leader



Game-By-Game Statistics

Career Statistics

Year	GP-GS	Min-Avg	FG-FGA	Pct	3FG-FGA	Pct	FT-FTA	Pct	Off-Def-Tot-Avg	PF-FO	Ast	TO	Blk	Stl	Pts	Avg
2016-17	15-0	45-3.0	2-13	.154	2-12	.167	2-5	.400	1-2-3-0-2	3-0	1	2	1	0	8	0.5
2017-18	12-0	28-2.3	1-7	.143	1-7	.143	0-0	.000	0-2-2-0-2	0-0	1	2	0	0	3	0.3
2018-19	0-0	0-0.0	0-0	.000	0-0	.000	0-0	.000	0-0-0-0-0	0-0	0	0	0	0	0	0.0
TOTAL	27-0	73-2.7	3-20	.150	3-19	.158	2-5	.400	1-4-5-0-2	3-0	2	4	1	0	11	0.4

13

Redshirt Freshman | Guard | 6-4 | 192 lbs | Menifee, Calif. | Eleanor Roosevelt

JEMARL BAKER JR.

[@jemarlbakerjr](#) | [@jemarlbakerjr_](#)

2018-19 SEASON/CAREER HIGHS

Points		
Season	6, 3x, last at Vanderbilt (1/29/19)	
Career	6, 3x, last at Vanderbilt (1/29/19)	
Rebounds		
Season	3, vs. SOUTH CAROLINA (2/5/19)	
Career	3, vs. SOUTH CAROLINA (2/5/19)	
Field Goals		
Season	2, 4x, last vs. S. CAROLINA (2/5/19)	
Career	2, 4x, last vs. S. CAROLINA (2/5/19)	
Field Goals Attempted		
Season	6, at Florida (2/2/19)	
Career	6, at Florida (2/2/19)	
3-Point Field Goals		
Season	2, 3x, last at Vanderbilt (1/29/19)	
Career	2, 3x, last at Vanderbilt (1/29/19)	
3-Point Field Goals Attempted		
Season	4, 2x, last at Florida (2/2/19)	
Career	4, 2x, last at Florida (2/2/19)	
Free Throws		
Season	1, 3x, last vs. ARKANSAS (2/27/19)	
Career	1, 3x, last vs. ARKANSAS (2/27/19)	
Free Throws Attempted		
Season	2, 2x, last vs. ARKANSAS (2/27/19)	
Career	2, 2x, last vs. ARKANSAS (2/27/19)	
Assists		
Season	3, vs. TEXAS A&M (1/8/19)	
Career	3, vs. TEXAS A&M (1/8/19)	
Steals		
Season	1, 2x, last at Mississippi State (2/9/19)	
Career	1, 2x, last at Mississippi State (2/9/19)	
Blocked Shots		
Season	1, 2x, last vs. TENNESSEE (2/16/19)	
Career	1, 2x, last vs. TENNESSEE (2/16/19)	
Minutes Played		
Season	19, at Vanderbilt (1/29/19)	
Career	19, at Vanderbilt (1/29/19)	

MISCELLANEOUS	2018-19	CAREER
Dunks	0	0
Double-Figure Scoring Games	0	0
Double-Figure Rebounding Games	0	0
Games With Double-Double	0	0
Games Led UK in Scoring	0	0
Games Led UK in Rebounding	0	0
Games Led UK in Assists	0	0
Games Led UK in Steals	1	1
Games Led UK in Blocks	0	0
Games With 3+ Assists	1	1
Games With 3+ Blocks	0	0
Games With 3+ Steals	0	0
Games With 3+ 3-Pointers	0	0

- Pronunciation: like Jamal
- Become a key contributor off the bench with a shot-making ability and solid defense
- Went 2 for 2 from 3-point range at Georgia on Jan. 15 and at Vanderbilt on Jan. 29
- Logged 13 key minutes vs. Texas A&M that included a four-point play, a career-high three assists and solid defense
 - Calipari said Baker's ability to be a "willing passer" changed "the whole complexion of the game"
- Played a then career-high 15 minutes vs. North Carolina
- Heeding the advice of Coach Cal to shoot the ball when he gets his opportunity, made back-to-back 3-pointers in two minutes vs. Utah
- Made his debut against Seton Hall, entering the game in in the last minute of the first half
- Did not participate in any of the four Bahamas exhibition game with knee soreness
- Returned to practice after the Bahamas and scored 12 points in the Blue-White Game
- Dean's List in fall of 2017 and an SEC First-Year Academic Honor Roll member
- Redshirted in 2017-18 after undergoing knee surgery in October
- Considered one of the premier shooters in the country with range that extends beyond the college 3-point arc
- A consensus four-star prospect ranked among the top 100

Birthday: June 12
Parents: Jemarl Sr. and Portia
Major: Undeclared/exploratory studies in agriculture

Off the court he likes to ...
 Shop, play video games, eat, watch movies and listen to music

Did you know ...
 His dad played basketball at Cal State Northridge and his sister Anyia played hoops at Grand Canyon University



Game-By-Game Statistics

Opponent	Date	gs	min	Total fg-fga	pct	3-Pointers 3fg-fga	pct	Free throws ft-fa	pct	Rebounds off	def	tot	avg	pf	a	t/o	blk	stl	pts	avg
vs #4/3 DUKE	11/06/18	dnp	-	-	-	-	-	-	-	-	-	-	-	-	-	-	-	-	-	-
SOUTHERN ILLINOIS	11/09/18	dnp	-	-	-	-	-	-	-	-	-	-	-	-	-	-	-	-	-	-
NORTH DAKOTA	11/14/18	dnp	-	-	-	-	-	-	-	-	-	-	-	-	-	-	-	-	-	-
VMI	11/18/18	dnp	-	-	-	-	-	-	-	-	-	-	-	-	-	-	-	-	-	-
WINTHROP	11/21/18	dnp	-	-	-	-	-	-	-	-	-	-	-	-	-	-	-	-	-	-
TENNESSEE STATE	11/23/18	dnp	-	-	-	-	-	-	-	-	-	-	-	-	-	-	-	-	-	-
MONMOUTH	11/28/18	dnp	-	-	-	-	-	-	-	-	-	-	-	-	-	-	-	-	-	-
UNCG	12/01/18	dnp	-	-	-	-	-	-	-	-	-	-	-	-	-	-	-	-	-	-
vs Seton Hall	12/08/18	1	0-0	.000	0-0	.000	0-0	.000	0-0	0	0	0	0.0	0	0	0	0	0	0	0.0
UTAH	12/15/18	2	2-2	1.000	2-2	1.000	0-0	.000	0-0	0	0	0	0.0	1	0	0	0	0	6	3.0
vs #9/10 North Carolina	12/22/18	15	0-3	.000	0-3	.000	0-0	.000	0-0	1	1	0.3	0	1	1	1	0	0	0	2.0
at RV/RV Louisville	12/29/18	8	1-4	.250	1-4	.250	0-0	.000	1	0	1	0.5	1	0	1	0	0	0	3	2.3
at Alabama	01/05/19	6	0-0	.000	0-0	.000	0-0	.000	0	0	0	0.4	0	0	0	0	0	0	0	1.8
TEXAS A&M	01/08/19	13	1-3	.333	1-2	.500	1-1	1.000	0	1	1	0.5	2	3	1	0	0	0	4	2.2
VANDERBILT	01/12/19	7	0-3	.000	0-3	.000	0-0	.000	0	0	0	0.4	0	0	0	0	0	0	0	1.9
at Georgia	01/15/19	13	2-3	.667	2-2	1.000	0-0	.000	0	1	1	0.5	1	1	2	0	1	6	2.4	
at #14/12 Auburn	01/19/19	8	0-1	.000	0-1	.000	0-0	.000	0	1	1	0.6	1	0	1	0	0	0	0	2.1
#22/22 MISSISSIPPI STAT	01/22/19	6	0-1	.000	0-1	.000	0-0	.000	0	0	0	0.5	0	0	1	0	0	0	0	1.9
#9/10 KANSAS	01/26/19	4	0-1	.000	0-0	.000	0-0	.000	0	1	1	0.5	0	0	0	0	0	0	0	1.7
at Vanderbilt	01/29/19	19	2-2	1.000	2-2	1.000	0-0	.000	0	1	1	0.6	3	1	0	0	0	0	6	2.1
at Florida	02/02/19	15	1-6	.167	0-4	.000	0-0	.000	0	0	0	0.5	0	2	0	0	0	0	2	2.1
SOUTH CAROLINA	02/05/19	11	2-3	.667	1-2	.500	0-0	.000	0	3	3	0.7	1	0	0	0	0	0	5	2.3
at RV/#21 Mississippi State	02/09/19	12	1-3	.333	0-2	.000	1-2	.500	0	0	0	0.7	0	1	0	0	1	3	2.3	
#19/21 LSU	02/12/19	3	0-2	.000	0-2	.000	0-0	.000	0	0	0	0.6	0	0	0	0	0	0	0	2.2
#1/1 TENNESSEE	02/16/19	8	0-2	.000	0-1	.000	0-0	.000	0	0	0	0.6	0	0	0	1	0	0	0	2.1
at Mizzou	02/19/19	7	0-0	.000	0-0	.000	0-1	.000	0	1	1	0.6	1	0	1	0	0	0	0	1.9
RV/RV AUBURN	02/23/19	12	1-4	.250	0-2	.000	0-0	.000	0	1	1	0.6	1	0	0	0	0	0	2	1.9
ARKANSAS	02/26/19	4	0-1	.000	0-1	.000	1-2	.500	0	0	0	0.6	1	0	1	0	0	0	1	1.9
Totals		0	174	13.44	.295	9-34	.265	3-6	.500	1	11	12	0.6	13	9	9	2	2	38	1.9

Games played: 20
 Minutes/game: 8.7
 Points/game: 1.9
 FG Pct: 29.5
 3FG Pct: 26.5
 FT Pct: 50.0

Rebounds/game: 0.6
 Assists/game: 0.5
 Turnovers/game: 0.5
 Assist/turnover ratio: 1.0
 Steals/game: 0.1
 Blocks/game: 0.1

Career Statistics

Year	GP-GS	Min-Avg	FG-FGA	Pct	3FG-FGA	Pct	FT-FTA	Pct	Off-Def-Tot-Avg	PF-FO	Ast	TO	Blk	Stl	Pts	Avg
2018-19	20-0	174-8.7	13-44	.295	9-34	.265	3-6	.500	1-11-12-0.6	13-0	9	9	2	2	38	1.9
TOTAL	20-0	174-8.7	13-44	.295	9-34	.265	3-6	.500	1-11-12-0.6	13-0	9	9	2	2	38	1.9

2018-19 SEASON/CAREER HIGHS

Points		
Season	29, vs. ARKANSAS (2/26/19)	
Career	29, vs. ARKANSAS (2/26/19)	
Rebounds		
Season	13, vs. TENNESSEE (2/16/19)	
Career	13, vs. TENNESSEE (2/16/19)	
Field Goals		
Season	10, at Louisville (12/29/18)	
Career	10, at Louisville (12/29/18)	
Field Goals Attempted		
Season	17, vs. North Carolina (12/22/18)	
Career	17, vs. North Carolina (12/22/18)	
3-Point Field Goals		
Season	5, vs. ARKANSAS (2/26/19)	
Career	5, vs. ARKANSAS (2/26/19)	
3-Point Field Goals Attempted		
Season	8, 2x, last. vs. North Carolina (12/22/18)	
Career	8, 2x, last. vs. North Carolina (12/22/18)	
Free Throws		
Season	8, 2x last at Missouri (2/19/19)	
Career	8, 2x last at Missouri (2/19/19)	
Free Throws Attempted		
Season	9, vs. TENNESSEE (2/16/19)	
Career	9, vs. TENNESSEE (2/16/19)	
Assists		
Season	7, vs. WINTHROP (11/21/18)	
Career	7, vs. WINTHROP (11/21/18)	
Steals		
Season	5, 2x, last vs. MONMOUTH (11/28/18)	
Career	5, 2x, last vs. MONMOUTH (11/28/18)	
Blocked Shots		
Season	2, 2x, last vs. Seton Hall (12/8/18)	
Career	2, 2x, last vs. Seton Hall (12/8/18)	
Minutes Played		
Season	39, vs. LSU (2/12/19)	
Career	39, vs. LSU (2/12/19)	
MISCELLANEOUS		
	2018-19	CAREER
Dunks	4	4
Double-Figure		
Scoring Games	23	23
Double-Figure		
Rebounding Games	1	1
Games With		
Double-Double	1	1
Games Led UK		
in Scoring	7	7
Games Led UK		
in Rebounding	4	4
Games Led UK		
in Assists	4	4
Games Led UK		
in Steals	7	7
Games Led UK		
in Blocks	3	3
Games With		
3+ Assists	11	11
Games With		
3+ Blocks	0	0
Games With		
3+ Steals	3	3
Games With		
3+ 3-Pointers	9	9

- Pronunciation: Hero
- Two-time SEC Freshman of the Week
- UK is 9-0 this season when Herro makes at least three 3-pointers and 15-0 when he scores at least 15
- Coming off a career-high 29 points. He was 9 for 10 from the floor, 5 of 6 from behind the arc (the five 3-pointers were a career best) and 6 of 6 at the foul line. Also posted three assists and two steals
- Earned his first career double-double with 15 points and a career-high 13 boards in win over No. 1 UT
- One of only two players in the country and the only freshman averaging at least 15.0 points on the road while shooting at least 50 percent, 40 percent from 3 and 90 percent from the free-throw line
- Leads UK in scoring on the road with a 16.1 average, shooting 52.3 percent from the field and 43.2 percent from 3
- 20 points, including 15 in the second half and the game-winning free throws, in a win at No. 14/12 Auburn
- Leads Kentucky in 3-pointers made (51) and second on the team in steals (29)
- Reached double figures in a team-high 23 games
- Made 52 of his last 53 free throws and is shooting 93.2 percent from the line overall
- Led the Wildcats with 19 points at Florida, keeping UK afloat during a cold-shooting first half and then providing a big 3-pointer late in the game
- Scored a career-high 24 to win Bluegrass Sports Commission MVP of the Louisville game
- USBWA Wayman Tisdale National Freshman of the Week and NCAA.com National Player of the Week for the week of Dec. 31 after the Louisville game
- Averaged 32.9 points, 7.4 rebounds, 3.6 assists and 3.3 steals as a First Team All-State selection his senior season at Whitnall

Birthday: Jan. 20
Parents: Jen and Chris
Major: Undeclared/exploratory studies in agriculture

Off the court he likes to ...
 Play video games, eat, hang out with friends, spend time with family and ride roller coasters

Did you know ...
 His nickname is "Boy Wonder" and he chose No. 14 because he's been wearing it since his freshman year in high school



Game-By-Game Statistics

Opponent	Date	gs	min	Total		3-Pointers		Free throws		Rebounds				pf	a	t/o	blk	stl	pts	avg	
				fg-fga	pct	3fg-fga	pct	ft-fa	pct	off	def	tot	avg								
vs #4/3 DUKE	11/06/18	*	33	4-11	.364	1-6	.167	5-5	1.000	0	9	9	9.0	1	5	1	2	0	14	14.0	
SOUTHERN ILLINOIS	11/09/18	*	20	0-6	.000	0-2	.000	0-0	.000	1	2	3	6.0	1	0	1	0	1	0	7.0	
NORTH DAKOTA	11/14/18	*	25	7-12	.583	1-2	.500	3-3	1.000	0	1	1	4.3	0	3	2	0	5	18	10.7	
VMI	11/18/18	*	19	2-6	.333	1-3	.333	0-0	.000	0	2	2	3.8	2	2	2	1	0	5	9.3	
WINTHROP	11/21/18	*	25	6-14	.429	3-8	.375	0-0	.000	0	3	3	3.6	1	7	1	0	0	15	10.4	
TENNESSEE STATE	11/23/18	*	25	3-7	.429	2-6	.333	0-0	.000	0	4	4	3.7	1	0	2	0	1	8	10.0	
MONMOUTH	11/28/18	*	28	6-10	.600	2-5	.400	2-2	1.000	1	7	8	4.3	1	1	0	0	5	16	10.9	
UNCG	12/01/18	*	35	6-12	.500	2-6	.333	4-6	.667	1	4	5	4.4	3	1	3	1	0	18	11.8	
vs Seton Hall	12/08/18	*	26	4-13	.308	0-6	.000	2-2	1.000	0	2	2	4.1	3	1	1	2	0	10	11.6	
UTAH	12/15/18	*	31	7-12	.583	2-6	.333	1-2	.500	0	2	2	3.9	0	1	0	0	2	17	12.1	
vs #9/10 North Carolina	12/22/18	*	36	6-17	.353	3-8	.375	0-1	.000	1	3	4	3.9	2	5	3	0	1	15	12.4	
at RV/RV Louisville	12/29/18	*	36	10-13	.769	4-6	.667	0-0	.000	1	4	5	4.0	2	1	2	1	2	24	13.3	
at Alabama	01/05/19	*	35	4-12	.333	2-6	.333	2-2	1.000	0	3	3	3.9	2	0	1	0	0	12	13.2	
TEXAS A&M	01/08/19	*	36	7-14	.500	3-7	.429	4-4	1.000	2	3	5	4.0	3	1	4	0	0	21	13.8	
VANDERBILT	01/12/19	*	36	1-3	.333	0-2	.000	2-2	1.000	0	6	6	4.1	2	3	3	1	0	4	13.1	
at Georgia	01/15/19	*	31	4-10	.400	0-2	.000	4-4	1.000	1	6	7	4.3	0	4	1	0	1	12	13.1	
at #14/12 Auburn	01/19/19	*	34	6-12	.500	3-6	.500	5-5	1.000	0	3	3	4.2	2	4	3	0	1	20	13.5	
#22/22 MISSISSIPPI STAT	01/22/19	*	37	5-10	.500	3-3	1.000	5-5	1.000	0	5	5	4.3	1	1	2	0	1	18	13.7	
#9/10 KANSAS	01/26/19	*	38	2-9	.222	0-4	.000	2-2	1.000	0	5	5	4.3	1	4	3	0	0	6	13.3	
at Vanderbilt	01/29/19	*	29	6-13	.462	0-3	.000	0-0	.000	0	3	3	4.3	0	2	1	0	3	12	13.3	
at Florida	02/02/19	*	30	6-8	.750	3-4	.750	4-4	1.000	1	5	6	4.3	3	2	3	0	1	19	13.5	
SOUTH CAROLINA	02/05/19	*	29	5-11	.455	1-3	.333	0-0	.000	0	3	3	4.3	2	1	1	0	0	11	13.4	
at RV/#21 Mississippi State	02/09/19	*	33	5-9	.556	2-4	.500	0-0	.000	0	2	2	4.2	0	1	1	0	0	12	13.3	
#19/21 LSU	02/12/19	*	39	5-13	.385	2-5	.400	0-0	.000	0	1	1	4.0	3	4	1	1	1	12	13.3	
#1/1 TENNESSEE	02/16/19	*	32	3-11	.273	1-3	.333	8-9	.889	2	11	13	4.4	0	3	1	0	1	15	13.4	
at Mizzou	02/19/19	*	35	4-9	.444	2-6	.333	8-8	1.000	0	5	5	4.4	0	2	1	0	1	18	13.5	
RV/RV AUBURN	02/23/19	*	29	6-12	.500	3-6	.500	2-2	1.000	0	4	4	4.4	0	2	0	0	0	17	13.7	
ARKANSAS	02/26/19	*	36	9-10	.900	5-6	.833	6-6	1.000	0	4	4	4.4	1	3	1	1	2	29	14.2	
Totals			28	878	139-299	.465	51-134	.381	69-74	.932	11	112	123	4.4	37	64	45	10	29	398	14.2

Games played: 28
 Minutes/game: 31.4
 Points/game: 14.2
 FG Pct: 46.5
 3FG Pct: 38.1
 FT Pct: 93.2

Rebounds/game: 4.4
 Assists/game: 2.3
 Turnovers/game: 1.6
 Assist/turnover ratio: 1.4
 Steals/game: 1.0
 Blocks/game: 0.4

Career Statistics

Year	GP-GS	Min-Avg	FG-FGA	Pct	3FG-FGA	Pct	FT-FTA	Pct	Off-Def-Tot-Avg	PF-FO	Ast	TO	Blk	Stl	Pts	Avg
2018-19	28-28	878-31.4	139-299	.465	51-134	.381	69-74	.932	11-112-123-4.4	37-0	64	45	10	29	398	14.2
TOTAL	28-28	878-31.4	139-299	.465	51-134	.381	69-74	.932	11-112-123-4.4	37-0	64	45	10	29	398	14.2

2018-19 SEASON/CAREER HIGHS

Points		
Season	22, 3x, last vs. UNCG (12/1/18)	
Career	33, vs. WASHINGTON (2/22/18)	
Rebounds		
Season	12, 4x, last vs. KANSAS (1/26/19)	
Career	17, vs. Harvard (11/12/16)	
Field Goals		
Season	8, vs. UNCG (12/1/18)	
Career	11, 4x, last vs. WASHINGTON (2/22/18)	
Field Goals Attempted		
Season	16, vs. UNCG (12/1/18)	
Career	19, 2x, last at Long Beach St. (12/3/17)	
3-Point Field Goals		
Season	1, 6x, last vs. LSU (2/12/19)	
Career	3, vs. ARIZONA STATE (1/17/18)	
3-Point Field Goals Attempted		
Season	4, vs. North Carolina (12/22/18)	
Career	6, vs. ARIZONA STATE (1/17/18)	
Free Throws		
Season	10, vs. VMI (11/18/18)	
Career	19, at Kansas (12/3/16)	
Free Throws Attempted		
Season	13, vs. Duke (11/6/18)	
Career	22, at Kansas (12/3/16)	
Assists		
Season	3, vs. North Carolina (12/22/18)	
Career	4, 2x, last vs. CAL POLY (11/10/17)	
Steals		
Season	3, vs. SOUTH CAROLINA (2/5/19)	
Career	4, vs. DEPAUL (12/15/15)	
Blocked Shots		
Season	2, 5x, last vs. TENNESSEE (2/16/19)	
Career	3, 2x, last vs. DARTMOUTH (12/12/15)	
Minutes Played		
Season	38, vs. North Carolina (12/22/18)	
Career	44, vs. GREEN BAY (11/13/15)	
MISCELLANEOUS		
	2018-19	CAREER*
Dunks	19	-
Double-Figure Scoring Games	14	83
Double-Figure Rebounding Games	4	35
Games With Double-Double	2	28
Games Led UK in Scoring	2	38
Games Led UK in Rebounding	7	56
Games Led UK in Assists	0	3
Games Led UK in Steals	4	19
Games Led UK in Blocks	5	16
Games With 3+ Assists	1	6
Games With 3+ Blocks	0	2
Games With 3+ Steals	1	6
Games With 3+ 3-Pointers	0	1

*includes Stanford statistics

- Preseason All-SEC First Team selection by the league's media
- Senior CLASS Award finalist
- Sprained his right knee at Missouri and is expected to miss at least two weeks from the time of the injury
- Notched his second double-double of the season against No. 9/10 Kansas with 18 points and 12 rebounds
- In UK's seven games against ranked opponents, averaging 14.6 points and 8.9 rebounds per game
- Reached double-figure scoring in 14 games this season
- Averaging 6.9 rebounds, second best on the team, and 11.3 points
- Scored 22 points in three games this season
- On the Naismith Trophy, Wooden Award and NABC National Player of the Year watch lists
- Best SEC game of the season at No. 14/12 Auburn with 17 points and a team-high-tying seven rebounds
- Named to the Naismith Memorial Basketball Hall of Fame's Karl Malone Award preseason watch list (best power forward)
- Graduate transfer who concluded his career at Stanford as a three-time captain and two-time All-Pac-12 First Team member
 - One of three Stanford players in program history to have at least 1,400 points and 700 rebounds in fewer than 100 games played
 - Ranked third in the Pac-12 in both scoring (19.5 ppg) and rebounding (8.7 rpg)
 - Scored in double figures in all but one of his 35 games played as a senior
- Only player in the Pac-12 and one of only five Power 5 conference players to finish the season ranked in the top five of his league in both scoring and rebounding in his junior season
- Out of high school he was a consensus top-50 player
 - Played in the McDonald's All American Game

Birthday: Nov. 25
Parents: Nathaniel and Jacqueline
Graduate Program: Sport Leadership

Off the court he likes to ...
 Facetime with family, go to the movies, fish, watch "The Office" or "Seinfeld," and bowl

Did you know ...
 He wrote poetry and participated in poetry contests while he was in middle school



Game-By-Game Statistics

Opponent	Date	qs	min	Total		3-Pointers		Free throws		Rebounds				pf	a	t/o	blk	stl	pts	avg	
				fg-fga	pct	3fg-fga	pct	ft-fa	pct	off	def	tot	avg								
vs #4/3 DUKE	11/06/18	*	30	6-8	.750	1-1	1.000	9-13	.692	4	3	7	7.0	2	1	3	1	0	22	22.0	
SOUTHERN ILLINOIS	11/09/18	*	14	1-2	.500	0-0	.000	4-6	.667	2	3	5	6.0	2	1	0	1	0	6	14.0	
NORTH DAKOTA	11/14/18	*	21	4-12	.333	1-2	.500	2-2	1.000	4	3	7	6.3	3	0	1	0	0	11	13.0	
VMI	11/18/18	*	24	6-8	.750	0-1	.000	10-12	.833	3	3	6	6.3	2	0	3	0	0	22	15.3	
WINTHROP	11/21/18	*	25	3-5	.600	0-0	.000	2-3	.667	2	1	3	5.6	2	2	4	1	1	8	13.8	
TENNESSEE STATE	11/23/18	*	24	4-4	1.000	0-0	.000	5-9	.556	4	5	9	6.2	4	1	2	2	0	13	13.7	
MONMOUTH	11/28/18	*	27	4-6	.667	1-2	.500	4-5	.800	0	6	6	6.1	1	1	1	1	0	13	13.6	
UNCG	12/01/18	*	37	8-16	.500	1-1	1.000	5-6	.833	4	8	12	6.9	1	2	0	0	1	22	14.6	
vs Seton Hall	12/08/18	*	34	3-6	.500	0-0	.000	7-8	.875	1	5	6	6.8	5	2	3	1	2	13	14.4	
UTAH	12/15/18	*	32	7-10	.700	0-1	.000	2-4	.500	1	2	3	6.4	0	1	0	0	0	16	14.6	
vs #9/10 North Carolina	12/22/18	*	38	6-15	.400	1-4	.250	7-11	.636	3	4	7	6.5	2	3	1	1	0	20	15.1	
at RV/RV Louisville	12/29/18	*	30	4-8	.500	0-1	.000	1-2	.500	1	3	4	6.3	3	0	0	2	0	9	14.6	
at Alabama	01/05/19	*	29	6-13	.462	0-2	.000	0-1	.000	1	5	6	6.2	3	1	5	0	0	12	14.4	
TEXAS A&M	01/08/19	*	30	3-6	.500	0-0	.000	0-0	.000	2	2	4	6.1	2	1	0	1	1	6	13.8	
VANDERBILT	01/12/19	*	30	2-6	.333	0-0	.000	1-2	.500	3	9	12	6.5	2	1	2	2	0	5	13.2	
at Georgia	01/15/19	*	22	3-7	.429	0-1	.000	0-0	.000	0	5	5	6.4	1	1	1	0	0	6	12.8	
at #14/12 Auburn	01/19/19	*	29	6-7	.857	0-0	.000	5-5	1.000	3	4	7	6.4	4	0	1	1	0	17	13.0	
#22/22 MISSISSIPPI STAT	01/22/19	*	30	1-6	.167	0-1	.000	3-4	.750	4	8	12	6.7	0	1	3	1	1	5	12.6	
#9/10 KANSAS	01/26/19	*	28	7-11	.636	0-0	.000	4-6	.667	7	5	12	7.0	3	0	1	0	0	18	12.8	
at Vanderbilt	01/29/19	*	21	0-1	.000	0-0	.000	1-2	.500	0	3	3	6.8	2	0	1	1	0	1	12.3	
at Florida	02/02/19	*	27	3-5	.600	0-0	.000	0-0	.000	3	4	7	6.8	1	1	1	0	0	6	12.0	
SOUTH CAROLINA	02/05/19	*	22	2-7	.286	0-1	.000	7-8	.875	6	3	9	6.9	3	0	1	0	3	11	11.9	
at RV/#21 Mississippi State	02/09/19	*	33	4-9	.444	0-1	.000	0-0	.000	2	6	8	7.0	4	1	1	2	1	8	11.7	
#19/21 LSU	02/12/19	*	37	3-7	.429	1-3	.333	2-2	1.000	5	4	9	7.0	3	1	2	0	0	9	11.6	
#1/1 TENNESSEE	02/16/19	*	33	2-4	.500	0-0	.000	7-10	.700	3	5	8	7.1	3	1	2	2	0	11	11.6	
at Mizzou	02/19/19	*	13	1-3	.333	0-1	.000	1-1	1.000	0	2	2	6.9	3	1	2	0	1	3	11.3	
RV/RV AUBURN	02/23/19	dnp	-	-	-	-	-	-	-	-	-	-	-	-	-	-	-	-	-	-	
ARKANSAS	02/26/19	dnp	-	-	-	-	-	-	-	-	-	-	-	-	-	-	-	-	-	-	
Totals			23	720	99-192	.516	6-23	.261	89-122	.730	68	111	179	6.9	61	24	41	20	11	293	11.3

Games played: 26
 Minutes/game: 27.7
 Points/game: 11.3
 FG Pct: 51.6
 3FG Pct: 26.1
 FT Pct: 73.0

Rebounds/game: 6.9
 Assists/game: 0.9
 Turnovers/game: 1.6
 Assist/turnover ratio: 0.6
 Steals/game: 0.4
 Blocks/game: 0.8

Career Statistics

Year	GP-GS	Min-Avg	FG-FGA	Pct	3FG-FGA	Pct	FT-FTA	Pct	Off-Def-Tot-Avg	PF-FO	Ast	TO	Blk	Stl	Pts	Avg
2014-15	28-12	646-23.1	67-137	.489	0-0	.000	39-85	.459	62-94-156-5.6	60-0	12	27	7	24	173	6.2
2015-16	8-8	262-32.8	39-70	.557	0-0	.000	24-50	.480	26-31-57-7.1	19-1	6	17	5	6	102	12.8
2016-17	27-27	813-30.1	176-304	.579	0-1	.000	118-181	.652	93-146-239-8.9	64-1	14	56	5	14	470	17.4
2017-18	35-35	1190-34.0	250-474	.527	18-61	.295	164-243	.675	104-202-306-8.7	91-3	47	72	4	26	682	19.5
2018-19	26-23	720-27.7	99-192	.516	6-23	.261	89-122	.730	68-111-179-6.9	61-1	24	41	20	11	293	11.3
TOTAL	124-105	3631-29.3	632-1177	.537	24-85	.282	434-681	.637	353-584-937-7.6	295-6	103	213	41	81	1720	13.9

2018-19 SEASON/CAREER HIGHS

Points		
Season	11, vs. SOUTH CAROLINA (2/5/19)	
Career	11, vs. SOUTH CAROLINA (2/5/19)	
Rebounds		
Season	13, vs. SOUTH CAROLINA (2/5/19)	
Career	13, vs. SOUTH CAROLINA (2/5/19)	
Field Goals		
Season	5, vs. SOUTH CAROLINA (2/5/19)	
Career	5, vs. SOUTH CAROLINA (2/5/19)	
Field Goals Attempted		
Season	8, 2x, last vs. N. DAKOTA (11/14/18)	
Career	8, 2x, last vs. N. DAKOTA (11/14/18)	
3-Point Field Goals		
Season	1, 2x, last vs. S. CAROLINA (2/5/19)	
Career	1, 2x, last vs. S. CAROLINA (2/5/19)	
3-Point Field Goals Attempted		
Season	2, vs. MISSISSIPPI STATE (1/22/19)	
Career	2, vs. MISSISSIPPI STATE (1/22/19)	
Free Throws		
Season	3, vs. TENNESSEE STATE (11/23/18)	
Career	3, vs. TENNESSEE STATE (11/23/18)	
Free Throws Attempted		
Season	4, vs. TENNESSEE STATE (11/23/18)	
Career	4, vs. TENNESSEE STATE (11/23/18)	
Assists		
Season	2, 3x, last at Vanderbilt (1/29/19)	
Career	2, 3x, last at Vanderbilt (1/29/19)	
Steals		
Season	2, 2x, last vs. AUBURN (2/23/19)	
Career	2, 2x, last vs. AUBURN (2/23/19)	
Blocked Shots		
Season	3, 2x, last vs. AUBURN (2/23/19)	
Career	3, 2x, last vs. AUBURN (2/23/19)	
Minutes Played		
Season	26, 2x, last vs. MONMOUTH (11/28/18)	
Career	26, 2x, last vs. MONMOUTH (11/28/18)	
MISCELLANEOUS		
	2018-19	CAREER
Dunks	16	16
Double-Figure		
Scoring Games	2	2
Double-Figure		
Rebounding Games	1	1
Games With		
Double-Double	1	1
Games Led UK		
in Scoring	0	0
Games Led UK		
in Rebounding	2	2
Games Led UK		
in Assists	0	0
Games Led UK		
in Steals	1	1
Games Led UK		
in Blocks	10	10
Games With		
3+ Assists	0	0
Games With		
3+ Blocks	2	2
Games With		
3+ Steals	0	0
Games With		
3+ 3-Pointers	0	0

- Third on the team with 28 blocks
- All-around contributor, averaging 4.1 points, 3.9 rebounds and 1.0 blocks in 14.1 minutes per game
- In the first game without Reid Travis (sprained right knee), started and played 23 minutes -- his most since Nov. 28 -- recording six points, seven rebounds, and tying his career high in blocks (three) and steals (two)
- Had his best game as a Wildcat vs. South Carolina on Feb. 5, notching his first career double-double with 11 points and 13 rebounds, both career highs
- A difference maker in the win at Florida with three rebounds, including two key ones on offense
- Solid game off the bench with six points, six rebounds and a block in 14 minutes at Georgia
- Strong showing vs. Southern Illinois with 10 points, seven boards and two swats
- Nearly matched that effort with eight points, seven boards and two blocks vs. North Dakota in a season-high 26 minutes
 - Said Calipari after the UND game: "EJ Montgomery's going to have to play more. ... You need to have separators in the game at some point that can make a play out of nothing. He does that."
- Led Kentucky with 14 points on 7-of-10 shooting against Transylvania
 - Also had nine rebounds and a blocked shot
- Averaged 25.6 points, 13.6 rebounds and 4.3 assists per game as a senior at Wheeler
- Scored 12 points and hauled in five rebounds in the McDonald's All American Game
- Considered a five-star recruit and ranked as high as No. 6 overall by 247 Sports

Birthday: Sept. 12
Parents: Efreem and Glenda
Major: Undeclared/exploratory studies in agriculture

Off the court he likes to ...
 Watch movies, hang out with friends, play video games, spend time with family and go to the beach

Did you know ...
 Both of his parents and two older sisters played basketball in college and his favorite movies are "Love and Basketball" and "The Purge"



Game-By-Game Statistics

Opponent	Date	gs	min	Total		3-Pointers		Free throws		Rebounds				pf	a	t/o	blk	stl	pts	avg
				fg-fga	pct	3fg-fga	pct	ft-fa	pct	off	def	tot	avg							
vs #4/3 DUKE	11/06/18	22	4-6	.667	0-0	.000	0-0	.000	3	3	6	6.0	4	1	3	0	0	8	8.0	
SOUTHERN ILLINOIS	11/09/18	17	4-8	.500	0-0	.000	2-3	.667	4	3	7	6.5	1	0	1	2	0	10	9.0	
NORTH DAKOTA	11/14/18	26	4-8	.500	0-1	.000	0-0	.000	3	4	7	6.7	3	0	1	2	0	8	8.7	
WINTHROP	11/18/18 *	16	1-5	.200	0-0	.000	1-2	.500	2	3	5	6.3	3	0	2	3	0	3	7.3	
WINTHROP	11/21/18	16	2-4	.500	0-0	.000	2-2	1.000	1	1	2	5.4	2	2	0	2	0	6	7.0	
TENNESSEE STATE	11/23/18	24	1-3	.333	0-0	.000	3-4	.750	3	3	6	5.5	1	0	1	2	0	5	6.7	
MONMOUTH	11/28/18	26	3-6	.500	0-1	.000	1-2	.500	1	3	4	5.3	4	2	1	1	2	7	6.7	
UNCG	12/01/18	15	4-6	.667	0-0	.000	0-0	.000	3	2	5	5.3	1	0	2	1	0	8	6.9	
vs Seton Hall	12/08/18	8	0-1	.000	0-0	.000	0-0	.000	0	0	0	4.7	2	0	1	0	0	0	6.1	
UTAH	12/15/18	12	1-3	.333	0-0	.000	0-0	.000	2	3	5	4.7	0	1	0	1	0	2	5.7	
vs #9/10 North Carolina	12/22/18	2	1-1	1.000	0-0	.000	0-0	.000	1	0	1	4.4	1	0	1	0	0	2	5.4	
at RV/RV Louisville	12/29/18	10	1-2	.500	0-1	.000	0-1	.000	0	2	2	4.2	3	0	0	0	0	2	5.1	
at Alabama	01/05/19	8	1-4	.250	0-0	.000	0-0	.000	0	0	0	3.8	0	0	0	0	0	2	4.8	
TEXAS A&M	01/08/19	12	2-4	.500	0-0	.000	0-0	.000	0	2	2	3.7	0	0	1	2	1	4	4.8	
VANDERBILT	01/12/19	8	0-0	.000	0-0	.000	0-0	.000	0	3	3	3.7	0	0	0	1	0	0	4.5	
at Georgia	01/15/19	14	3-6	.500	0-0	.000	0-0	.000	2	4	6	3.8	3	0	1	1	0	6	4.6	
at #14/12 Auburn	01/19/19	10	0-2	.000	0-0	.000	0-0	.000	0	1	1	3.6	2	0	1	0	1	0	4.3	
#22/22 MISSISSIPPI STAT	01/22/19	13	2-5	.400	1-2	.500	0-0	.000	2	0	2	3.6	1	0	1	1	1	5	4.3	
#9/10 KANSAS	01/26/19	7	0-2	.000	0-1	.000	0-0	.000	2	0	2	3.5	3	0	0	1	0	0	4.1	
at Vanderbilt	01/29/19	11	1-2	.500	0-0	.000	2-2	1.000	1	0	1	3.4	2	2	0	1	0	4	4.1	
at Florida	02/02/19	10	0-0	.000	0-0	.000	0-0	.000	2	1	3	3.3	1	0	0	1	0	0	3.9	
SOUTH CAROLINA	02/05/19	20	5-7	.714	1-1	1.000	0-1	.000	5	8	13	3.8	4	1	2	1	1	11	4.2	
at RV/#21 Mississippi State	02/09/19	16	1-3	.333	0-1	.000	0-2	.000	4	3	7	3.9	3	0	1	0	0	2	4.1	
#19/21 LSU	02/12/19	13	2-5	.400	0-0	.000	2-2	1.000	4	1	5	4.0	1	1	0	0	0	6	4.2	
#1/1 TENNESSEE	02/16/19	9	3-3	1.000	0-0	.000	0-0	.000	1	3	4	4.0	2	0	0	0	0	6	4.3	
at Mizzou	02/19/19	16	0-1	.000	0-0	.000	0-0	.000	0	1	1	3.8	4	0	0	2	0	0	4.1	
RV/RV AUBURN	02/23/19 *	23	2-4	.500	0-0	.000	2-2	1.000	2	5	7	4.0	2	0	1	3	2	6	4.2	
ARKANSAS	02/26/19 *	12	1-1	1.000	0-0	.000	0-0	.000	1	2	3	3.9	4	0	2	0	0	2	4.1	
Totals		3	396	49-102	.480	2-8	.250	15-23	.652	49	61	110	3.9	57	10	23	28	8	115	4.1

Games played: 28
 Minutes/game: 14.1
 Points/game: 4.1
 FG Pct: 48.0
 3FG Pct: 25.0
 FT Pct: 65.2

Rebounds/game: 3.9
 Assists/game: 0.4
 Turnovers/game: 0.8
 Assist/turnover ratio: 0.4
 Steals/game: 0.3
 Blocks/game: 1.0

Career Statistics

Year	GP-GS	Min-Avg	FG-FGA	Pct	3FG-FGA	Pct	FT-FTA	Pct	Off-Def-Tot-Avg	PF-FO	Ast	TO	Blk	Stl	Pts	Avg
2018-19	28-3	396-14.1	49-102	.480	2-8	.250	15-23	.652	49-61-110-3.9	57-0	10	23	28	8	115	4.1
TOTAL	28-3	396-14.1	49-102	.480	2-8	.250	15-23	.652	49-61-110-3.9	57-0	10	23	28	8	115	4.1

2018-19 SEASON/CAREER HIGHS

Points		
Season	29, vs. Seton Hall (12/8/18)	
Career	29, vs. Seton Hall (12/8/18)	
Rebounds		
Season	18, vs. VMI (11/18/18)	
Career	18, vs. VMI (11/18/18)	
Field Goals		
Season	9, 6x, last vs. AUBURN (2/23/19)	
Career	9, 6x, last vs. AUBURN (2/23/19)	
Field Goals Attempted		
Season	17, vs. KANSAS (1/26/19)	
Career	17, vs. KANSAS (1/26/19)	
3-Point Field Goals		
Season	5, vs. AUBURN (2/23/19)	
Career	5, vs. AUBURN (2/23/19)	
3-Point Field Goals Attempted		
Season	8, vs. AUBURN (2/23/19)	
Career	8, vs. AUBURN (2/23/19)	
Free Throws		
Season	12, vs. Seton Hall (12/8/18)	
Career	12, vs. Seton Hall (12/8/18)	
Free Throws Attempted		
Season	13, vs. Seton Hall (12/8/18)	
Career	20, vs. Kansas State (3/22/18)	
Assists		
Season	8, vs. North Carolina (12/22/18)	
Career	8, vs. North Carolina (12/22/18)	
Steals		
Season	3, 2x, last at Vanderbilt (1/29/19)	
Career	3, 5x, last at Vanderbilt (1/29/19)	
Blocked Shots		
Season	4, 3x, last vs. MISS. STATE (1/22/19)	
Career	4, 5x, last vs. MISS. STATE (1/22/19)	
Minutes Played		
Season	37, at Missouri (2/19/19)	
Career	40, vs. Kansas State (3/22/18)	
MISCELLANEOUS		
	2018-19	CAREER
Dunks	26	66
Double-Figure		
Scoring Games	18	41
Double-Figure		
Rebounding Games	7	10
Games With		
Double-Double	7	10
Games Led UK		
in Scoring	13	19
Games Led UK		
in Rebounding	13	21
Games Led UK		
in Assists	4	7
Games Led UK		
in Steals	7	17
Games Led UK		
in Blocks	8	19
Games With		
3+ Assists	7	15
Games With		
3+ Blocks	4	6
Games With		
3+ Steals	2	5
Games With		
3+ 3-Pointers	5	5

- Preseason All-SEC First Team selection by the league's media
- Two-time SEC Player of the Week
- Named U.S. Basketball Writers Association Oscar Robertson National Player of the Week after win over No. 1 Tennessee
- Averaging a team-best 15.0 points and 7.8 rebounds per game
- One of two players nationally standing 6-foot-8 or taller averaging at least 15.0 points per game, shooting at least 50 percent from the field, at least 45 from 3-point range and with at least 30 made 3-pointers
- Posted 24 points last week vs. Auburn, which featured a career-high five 3-pointers
- In the midst of the best stretch of his career, having scored 20 or more in eight of the last 11 games, with three double-doubles
- Averaging 19.9 points and 7.7 boards over the last 11
 - First UK player with three straight double-doubles since Julius Randle did it four times in March 2014
 - First UK player with back-to-back 20-10 games since Julius Randle did it three times in November 2013
- Has a team-best seven double-doubles
- Second on the team in blocks with 32
- Has five or more rebounds in all but three games
- Led UK in rebounding in a team-high 13 games this season
- Came close to a triple-double with 11 points, 10 rebounds and a career-high eight assists against North Carolina
- Scored a career-high 29 points in a double-double performance (12 rebounds) against Seton Hall. Also blocked four shots and dished out four assists
- One of 10 finalists for the Naismith Memorial Basketball Hall of Fame's Karl Malone Award (best power forward)
- On the Naismith Trophy, Wooden Award and NABC National Player of the Year watch lists

Birthday: August 23
Parents: Sherry and Paul Sr.
Major: Undeclared/exploratory studies in agriculture

Off the court he likes to ...
 Play Fortnite, spend time with friends, talk to loved ones, shop and watch TV

Did you know ...
 He befriended UK football star Josh Allen during a service trip to Marshall County this summer



Game-By-Game Statistics

Opponent	Date	gs	min	Total		3-Pointers		Free throws		Rebounds				pf	a	t/o	blk	stl	pts	avg	
				fg	fga	fga	pct	fga	pct	ft	fta	off	def								tot
vs #4/3 DUKE	11/06/18	*	17	3-7	.429	1-2	.500	1-2	.500	1	1	2	2.0	5	0	0	0	0	8	8.0	
SOUTHERN ILLINOIS	11/09/18	*	20	1-2	.500	0-0	.000	1-2	.500	2	4	6	4.0	3	1	5	0	0	3	5.5	
NORTH DAKOTA	11/14/18	*	17	9-13	.692	4-5	.800	3-5	.600	1	6	7	5.0	2	1	3	1	1	25	12.0	
VMI	11/18/18	*	33	6-12	.500	0-0	.000	7-9	.778	7	11	18	8.3	0	3	1	0	0	19	13.8	
WINTHROP	11/21/18	*	27	7-11	.636	0-1	.000	5-7	.714	1	10	11	8.8	0	4	3	1	3	19	14.8	
TENNESSEE STATE	11/23/18	*	27	1-6	.167	0-1	.000	4-8	.500	2	5	7	8.5	2	0	1	1	2	6	13.3	
MONMOUTH	11/28/18	*	19	3-6	.500	1-2	.500	1-1	1.000	2	6	8	8.4	5	1	1	0	0	8	12.6	
UNCG	12/01/18	*	28	4-9	.444	1-1	1.000	0-1	.000	3	5	8	8.4	4	2	4	0	0	9	12.1	
vs Seton Hall	12/08/18	*	35	8-15	.533	1-3	.333	12-13	.923	4	8	12	8.8	1	4	2	4	0	29	14.0	
UTAH	12/15/18	*	31	4-8	.500	0-2	.000	1-2	.500	3	1	4	8.3	0	1	1	3	2	9	13.5	
vs #9/10 North Carolina	12/22/18	*	30	5-9	.556	1-3	.333	0-0	.000	3	7	10	8.5	2	8	2	2	0	11	13.3	
at RV/RV Louisville	12/29/18	*	33	2-3	.667	0-0	.000	1-2	.500	2	6	8	8.4	3	3	1	4	1	5	12.6	
at Alabama	01/05/19	*	31	4-10	.400	0-3	.000	7-8	.875	1	6	7	8.3	4	1	1	0	1	15	12.8	
TEXAS A&M	01/08/19	*	28	4-8	.500	0-2	.000	1-1	1.000	1	4	5	8.1	2	2	1	0	1	9	12.5	
VANDERBILT	01/12/19	*	32	1-4	.250	0-1	.000	1-4	.250	5	3	8	8.1	3	1	0	1	1	3	11.9	
at Georgia	01/15/19	*	30	4-6	.667	1-1	1.000	1-2	.500	3	3	6	7.9	4	0	1	0	0	10	11.8	
at #14/12 Auburn	01/19/19	*	32	4-8	.500	1-2	.500	4-7	.571	3	4	7	7.9	4	2	3	1	0	13	11.8	
#22/22 MISSISSIPPI STAT	01/22/19	*	27	9-15	.600	3-5	.600	0-0	.000	2	4	6	7.8	4	0	2	4	0	21	12.3	
#9/10 KANSAS	01/26/19	*	36	7-17	.412	0-4	.000	6-8	.750	3	10	13	8.1	1	1	0	2	1	20	12.7	
at Vanderbilt	01/29/19	*	29	9-15	.600	3-3	1.000	5-6	.833	4	8	12	8.3	1	2	2	0	3	26	13.4	
at Florida	02/02/19	*	35	6-13	.462	0-1	.000	3-5	.600	4	8	12	8.4	3	2	2	1	0	15	13.5	
SOUTH CAROLINA	02/05/19	*	28	6-16	.375	2-4	.500	6-7	.857	3	2	5	8.3	1	1	2	0	2	20	13.8	
at RV/#21 Mississippi State	02/09/19	*	24	9-13	.692	3-3	1.000	2-4	.500	1	2	3	8.0	5	1	1	1	0	23	14.2	
#19/21 LSU	02/12/19	*	27	7-13	.538	0-2	.000	6-8	.750	3	6	9	8.1	4	3	3	0	1	20	14.4	
#1/1 TENNESSEE	02/16/19	*	31	9-12	.750	1-2	.500	4-7	.571	2	3	5	8.0	2	1	1	2	2	23	14.8	
at Mizzou	02/19/19	*	37	7-13	.538	2-4	.500	2-4	.500	1	7	8	8.0	2	3	3	1	0	18	14.9	
RV/RV AUBURN	02/23/19	*	33	9-13	.692	5-8	.625	1-2	.500	2	4	6	7.9	1	2	2	1	1	24	15.2	
ARKANSAS	02/26/19	*	35	2-7	.286	0-2	.000	5-10	.500	0	6	6	7.8	2	1	1	2	2	9	15.0	
Totals			28	812	150-284	.528	30-67	.448	90-135	.667	69	150	219	7.8	70	51	49	32	24	420	15.0

Games played: 28
 Minutes/game: 29.0
 Points/game: 15.0
 FG Pct: 52.8
 3FG Pct: 44.8
 FT Pct: 66.7

Rebounds/game: 7.8
 Assists/game: 1.8
 Turnovers/game: 1.8
 Assist/turnover ratio: 1.0
 Steals/game: 0.9
 Blocks/game: 1.1

Career Statistics

Year	GP-GS	Min-Avg	FG-FGA	Pct	3FG-FGA	Pct	FT-FTA	Pct	Off-Def-Tot-Avg	PF-FO	Ast	TO	Blk	Stl	Pts	Avg
2017-18	37-30	1012-27.4	135-260	.519	5-21	.238	126-208	.606	67-144-211-5.7	100-4	57	71	31	28	401	10.8
2018-19	28-28	812-29.0	150-284	.528	30-67	.448	90-135	.667	69-150-219-7.8	70-3	51	49	32	24	420	15.0
TOTAL	65-58	1824-28.1	285-544	.524	35-88	.398	216-343	.630	136-294-430-6.6	170-7	108	120	63	52	821	12.6

BX SCORES

GAME 10 #19/18 KENTUCKY 88, UTAH 61

Official Basketball Box Score - Game Totals - Final Statistics
Kentucky vs Utah
12/15/18 5 p.m. at Rupp Arena - Lexington, Ky.

Utah 61 • 4-5		Total		3-Pr		Rebounds		PF		TP		A To Bk		Stl		Min	
Player	FG	FGA	FT	FTA	FT-FTA	Off	Def	Off	Def	Off	Def	Off	Def	Off	Def	Off	Def
03 Tillman, Donnie	1-6	1-3	0-0	3-2	5	1	3	3	1	1	1	25					
11 Gash, Both	6-10	4-6	2-2	1	2	3	22	1	3	0	1	26					
21 Battin, Ronie	2-7	1-4	0-0	2	5	7	0	5	0	2	0	32					
04 Johnson, Jay	5-6	0-0	1-1	1	2	3	11	0	1	0	0	23					
02 Barefield, Sedrick	1-7	1-4	0-0	1	4	5	3	0	0	0	0	30					
01 Jones, Charles	0-2	0-2	0-0	0	0	0	0	0	2	2	0	13					
05 Van Dyke, Parker	2-4	1-3	0-0	0	1	1	0	5	0	0	0	14					
13 Topolevic, Novak	0-0	0-0	0-0	2	2	2	0	0	0	1	0	11					
20 Allen, Timmy	3-5	0-0	1-2	3	4	7	0	0	0	0	0	19					
25 Rydzak, Beau	0-0	0-0	0-0	0	0	0	0	0	0	0	0	0					
31 Morley, Brandon	2-4	0-2	0-0	1	1	2	4	0	1	0	0	7					
Team	24-54	7-23	6-8	13	18	31	15	61	12	18	2	200					

FG % 1st Half: 12-29 41.4% 2nd Half: 12-25 48.0% Game: 24-54 44.4%
3FG % 1st Half: 3-12 25.0% 2nd Half: 4-11 36.4% Game: 7-23 30.0%
FT % 1st Half: 0-0 0.0% 2nd Half: 6-8 75.0% Game: 6-8 75.0%

Kentucky 88 • 8-2

Kentucky 88 • 8-2		Total		3-Pr		Rebounds		PF		TP		A To Bk		Stl		Min	
Player	FG	FGA	FT	FTA	FT-FTA	Off	Def	Off	Def	Off	Def	Off	Def	Off	Def	Off	Def
22 Travis, Reid	1-7	0-1	0-0	1	1	1	1	0	0	0	0	0	0	0	0	0	32
25 Washington, PJ	4-8	0-2	1-2	3	1	4	0	9	1	3	2	31					
02 Hagans, Ashton	0-0	0-0	0-0	0	0	0	1	5	7	2	0	11					
04 Johnson, Keldon	8-9	0-0	2-2	2	2	2	24	4	0	1	0	13					
14 Herro, Tyler	1-7	2-6	1-2	0	2	2	0	17	1	0	0	23					
04 Richards, Nick	4-7	0-0	0-0	0	0	0	0	0	1	0	0	12					
05 Quickley, Immanuel	4-7	2-3	2-2	0	1	1	12	2	1	0	0	23					
19 David, Jonny	0-0	0-0	0-0	0	0	0	0	0	0	0	0	1					
13 Baker, Jermari	0-0	0-0	0-0	1	1	6	0	0	0	0	0	2					
23 Montgomery, EJ	1-3	0-0	0-0	2	2	1	0	1	0	1	0	12					
Team	34-58	12-21	8-12	7	16	23	10	88	13	6	5	6	200				

FG % 1st Half: 17-32 53.1% 2nd Half: 17-26 65.4% Game: 34-58 58.6%
3FG % 1st Half: 6-12 50.0% 2nd Half: 6-9 66.7% Game: 12-21 50.0%
FT % 1st Half: 1-2 50.0% 2nd Half: 7-10 70.0% Game: 8-12 66.7%

Score by periods: 1st 2nd Total
Kentucky 33 55 88
Utah 27 34 61

Points In Off 2nd Fast Bench
Kentucky 42 18 10 11 20
Utah 22 11 10 11 20

Last FG: UTAH 2nd 02:56, UK 2nd 00:00.
Largest lead: UTAH by 1-16 16:05, UK by 28 20:00-04.
UTAH led for 05:06, UK led for 33:51. Game was tied for 01:33.

GAME 11 #19/18 KENTUCKY 80, #9/10 NORTH CAROLINA 72

Official Basketball Box Score - Game Totals - Final Statistics
Kentucky vs #9/10 North Carolina
12/22/18 5:15 p.m. ET at United Center, Chicago

Kentucky 80 • 9-2		Total		3-Pr		Rebounds		PF		TP		A To Bk		Stl		Min	
Player	FG	FGA	FT	FTA	FT-FTA	Off	Def	Off	Def	Off	Def	Off	Def	Off	Def	Off	Def
22 Travis, Reid	6-15	1-4	7-11	3	4	7	2	20	3	1	1	0	38				
25 Washington, PJ	5-9	1-3	0-0	3	3	10	2	11	8	2	0	30					
02 Hagans, Ashton	2-6	0-0	3-4	1	4	3	0	3	5	1	8	31					
04 Johnson, Keldon	7-11	4-7	0-0	4	4	3	3	5	21	3	0	33					
14 Herro, Tyler	0-17	3-8	0-1	1	3	4	2	15	3	0	0	36					
04 Richards, Nick	6-17	0-0	0-0	0	0	0	0	5	7	2	0	10					
05 Quickley, Immanuel	0-1	0-1	2-2	3	3	2	1	3	1	0	0	15					
13 Baker, Jermari	0-0	0-0	0-0	0	0	0	0	0	0	0	0	2					
23 Montgomery, EJ	1-1	0-0	0-0	1	1	2	1	0	1	0	0	2					
Team	28-65	9-26	15-22	12	22	44	18	80	24	8	12	200					

FG % 1st Half: 14-35 40.0% 2nd Half: 14-30 46.7% Game: 28-65 43.1%
3FG % 1st Half: 4-12 33.3% 2nd Half: 5-11 45.5% Game: 9-26 34.6%
FT % 1st Half: 8-12 66.7% 2nd Half: 7-10 70.0% Game: 15-22 68.2%

#9/10 North Carolina 72 • 8-3

#9/10 North Carolina 72 • 8-3		Total		3-Pr		Rebounds		PF		TP		A To Bk		Stl		Min	
Player	FG	FGA	FT	FTA	FT-FTA	Off	Def	Off	Def	Off	Def	Off	Def	Off	Def	Off	Def
15 Garrison Brooks	3-10	0-0	1-1	2	6	8	4	7	2	3	0	1	19				
30 Luke Maye	6-13	3-5	0-0	2	2	1	2	1	2	1	2	33					
02 Coby White	3-3	0-4	1-2	2	2	2	8	4	0	1	0	30					
04 Cameron Johnson	6-8	2-4	0-0	2	2	1	0	1	0	0	0	17					
24 Kenny Williams	4-10	1-2	2-4	1	5	6	3	11	5	1	0	27					
08 Seventh Woods	2-4	0-0	3-3	1	1	3	7	3	2	0	0	15					
01 Leahy Black	0-2	0-1	0-0	0	0	0	0	0	0	0	0	7					
03 Andrew Platek	0-1	0-0	0-0	0	0	0	0	0	0	0	0	0					
04 Brandon Robinson	0-2	0-1	0-0	0	0	0	0	0	0	0	0	0					
05 Nasir Little	2-8	0-2	0-0	0	1	1	4	2	1	0	0	14					
11 Shea Ruffin	0-0	0-0	0-0	0	0	0	0	0	0	0	0	0					
21 Sterling Mullen	1-1	0-0	0-0	1	2	3	1	2	0	0	0	10					
23 Walker Miller	0-0	0-0	0-0	0	0	0	0	0	0	0	0	0					
05 Caleb Ellis	0-0	0-0	0-0	0	0	0	0	0	0	0	0	0					
04 Keith Smith	0-0	0-0	0-0	0	0	0	0	0	0	0	0	0					
04 Brandon Huffman	0-0	0-0	0-0	0	0	0	0	0	0	0	0	0					
Team	27-63	7-18	11-16	6	28	30	19	72	18	3	8	200					

FG % 1st Half: 14-34 41.2% 2nd Half: 13-29 44.8% Game: 27-63 42.9%
3FG % 1st Half: 2-5 40.0% 2nd Half: 2-7 28.6% Game: 4-12 33.3%
FT % 1st Half: 1-1 50.0% 2nd Half: 10-14 71.4% Game: 11-16 68.8%

Score by periods: 1st 2nd Total
Kentucky 40 40 80
North Carolina 22 51 72

Points In Off 2nd Fast Bench
Kentucky 35 36 71
North Carolina 22 51 72

Last FG: UK 2nd 00:00, UK 2nd 00:00.
Largest lead: UK by 12-20 15:26, UNC by 3-14 11:44.
UK led for 35:03, UNC led for 02:53. Game was tied for 01:34.

GAME 12 #16/15 KENTUCKY 71, LOUISVILLE 58

Official Basketball Box Score - Game Totals - Final Statistics
Kentucky vs Louisville
12/29/18 12 p.m. at KFC Yum Center - Louisville, Ky.

Kentucky 71 • 10-2		Total		3-Pr		Rebounds		PF		TP		A To Bk		Stl		Min	
Player	FG	FGA	FT	FTA	FT-FTA	Off	Def	Off	Def	Off	Def	Off	Def	Off	Def	Off	Def
22 Travis, Reid	4-8	0-1	1-2	1	3	4	3	9	0	2	0	30					
25 Washington, PJ	2-3	0-0	1-2	2	6	8	3	5	1	3	0	14					
02 Hagans, Ashton	5-11	0-1	1-2	2	0	3	11	3	1	0	0	24					
04 Johnson, Keldon	5-13	1-5	4-4	1	6	7	2	15	2	0	0	34					
14 Herro, Tyler	0-13	4-6	0-0	1	4	5	2	4	2	1	2	1	36				
04 Richards, Nick	4-10	0-0	0-0	0	0	0	0	0	0	0	0	11					
05 Quickley, Immanuel	1-3	0-2	0-0	0	1	3	2	0	2	0	0	18					
13 Baker, Jermari	1-4	1-4	0-0	1	1	3	0	1	0	0	0	8					
23 Montgomery, EJ	1-2	0-1	0-1	0	1	2	3	0	0	0	0	10					
Team	29-57	6-20	7-11	10	24	31	71	11	9	8	9	200					

FG % 1st Half: 15-27 55.6% 2nd Half: 14-30 46.7% Game: 29-57 50.9%
3FG % 1st Half: 4-10 40.0% 2nd Half: 2-10 20.0% Game: 6-20 30.0%
FT % 1st Half: 1-2 50.0% 2nd Half: 6-9 66.7% Game: 7-11 63.6%

Louisville 58 • 9-4

Louisville 58 • 9-4		Total		3-Pr		Rebounds		PF		TP		A To Bk		Stl		Min	
Player	FG	FGA	FT	FTA	FT-FTA	Off	Def	Off	Def	Off	Def	Off	Def	Off	Def	Off	Def
24 Dwayne Sutton	0-3	0-2	2-2	1	3	3	2	1	1	0	0	27					
25 Jordan Nwora	7-17	1-5	2-3	2	5	7	17	1	0	0	0	39					
23 Steven Enoch	2-6	0-1	1-2	3	6	3	5	0	1	0	0	26					
01 Christen Cunningham	8-14	3-5	1-2	0	2	2	20	4	2	0	0	3					

BOX SCORES

GAME 19

#8/9 KENTUCKY 71, #9/10 KANSAS 61



Official Basketball Box Score - Game Totals - Final Statistics
#9/10 Kansas vs Kentucky
1/26/19 6 p.m. at Rupp Arena - Lexington, Ky.



#9/10 Kansas 63 • 16-4, 5-2

##	Player	Total		3-Pr		Rebounds		PF	TP	A	T	Bk	Stl	Min.
		FG	FGA	FT	FTA	Off	Def							
00	Garrett, Marcus	1-9	0-2	2-2	1	4	5	4	4	0	3	1	2	32
01	Lawson, Dedic	7-18	2-3	4-4	4	11	15	4	20	2	1	1	1	39
05	Grimes, Quentin	5-9	3-5	0-2	0	1	3	13	2	1	0	0	0	29
11	Dotson, Devon	4-10	1-4	0-0	0	3	3	5	9	4	1	0	0	33
13	Lawson, Ki	0-1	0-0	0-0	0	1	1	0	0	0	0	0	0	3
24	Vick, Lagerald	4-9	2-5	0-0	1	5	6	3	10	1	1	1	0	35
30	Abdull, Ochai	2-6	1-4	2-2	0	2	0	7	0	0	0	0	0	21
33	McCormack, David	0-1	0-1	0-0	1	2	1	1	0	0	0	0	0	8
Team		23-63	9-23	8-11	1	9	17	36	21	63	9	8	2	4200

FG % 1st Half: 13-30 36.1% 2nd half: 10-27 37.0% Game: 23-63 36.5% Deadead Rebounds
3FG % 1st Half: 3-10 30.0% 2nd half: 4-13 30.8% Game: 7-23 30.4%
FT % 1st Half: 4-4 100.0% 2nd half: 4-7 57.1% Game: 8-11 72.7%

Kentucky 71 • 16-3, 5-1

##	Player	Total		3-Pr		Rebounds		PF	TP	A	T	Bk	Stl	Min.
		FG	FGA	FT	FTA	Off	Def							
22	Travis, Reid	7-11	0-0	4-6	7	5	12	8	0	1	0	0	0	28
25	Washington, PJ	7-17	0-0	6-8	3	10	12	1	20	1	0	2	1	36
02	Hagans, Ashton	4-11	1-3	3-5	1	2	3	18	4	0	0	0	0	35
03	Johnson, Keldon	5-9	3-4	2-2	2	8	10	3	15	0	0	0	0	32
06	Richards, Nick	0-1	0-0	0-0	0	1	1	0	0	1	1	0	0	9
05	Quickley, Immanuel	0-3	0-2	0-0	0	1	1	0	0	0	0	0	0	11
10	David, Jonny	0-1	0-0	0-0	0	0	0	0	0	0	0	0	0	4
23	Montgomery, EJ	0-2	0-1	0-0	2	0	2	3	0	0	1	0	0	7
Team		25-64	4-18	17-23	17	32	49	13	71	14	11	8	2	4200

FG % 1st Half: 13-30 33.3% 2nd half: 12-25 48.0% Game: 25-64 39.1% Deadead Rebounds
3FG % 1st Half: 4-6 66.7% 2nd half: 13-27 48.1% Game: 17-23 73.9%
FT % 1st Half: 4-4 100.0% 2nd half: 13-27 48.1% Game: 18-31 58.1%

Officials: Joe Lindsey, Keith Kidd, Todd Austin
Technical fouls: #9/10 Kansas-None, Kentucky-None.
Attendance: 10383

Score by periods	1st	2nd	Total
#9/10 Kansas	33	30	63
Kentucky	30	41	71

Last FG: UK 2nd 00:20, UK 2nd 00:15.
Largest lead: UK by 10 00:09; UK by 10 00:23; UK by 10 00:23.
UK led for 15:37. UK led for 18:58. Game was tied for 05:25.

Score tied - 5 times.
Lead changed - 6 times.

GAME 20

#7/6 KENTUCKY 87, VANDERBILT 52



Official Basketball Box Score - Game Totals - Final Statistics
Kentucky vs Vanderbilt
1/27/19 7 p.m. at Memorial Gym



Kentucky 87 • 17-3, 6-1 SEC

##	Player	Total		3-Pr		Rebounds		PF	TP	A	T	Bk	Stl	Min.
		FG	FGA	FT	FTA	Off	Def							
22	Travis, Reid	1-0	0-0	1-2	0	3	3	2	1	0	1	0	1	21
25	Washington, PJ	9-15	3-3	5-6	4	8	12	1	26	2	0	0	0	29
02	Hagans, Ashton	6-5	1-2	0-0	1	5	6	3	7	8	1	0	1	30
03	Johnson, Keldon	3-6	3-4	2-2	0	0	0	3	11	2	1	0	0	23
14	Herro, Tyler	6-13	0-3	0-0	0	3	3	0	12	2	1	0	0	29
06	Richards, Nick	4-5	0-0	6-10	0	1	1	3	14	0	4	0	0	19
05	Quickley, Immanuel	2-5	1-3	1-1	0	2	2	3	6	1	0	0	0	18
10	David, Jonny	0-0	0-0	0-0	0	0	0	0	0	0	0	0	0	1
23	Baker, Jemari	1-2	0-0	2-2	0	1	1	2	4	2	0	1	0	11
23	Montgomery, EJ	1-2	0-0	1-1	0	0	0	0	0	0	0	0	0	1
Team		30-54	10-17	17-23	6	23	29	20	87	18	7	6	2	200

FG % 1st Half: 17-33 51.5% 2nd half: 13-21 61.9% Game: 30-54 55.6% Deadead Rebounds
3FG % 1st Half: 5-10 50.0% 2nd half: 5-7 71.4% Game: 10-17 58.8%
FT % 1st Half: 6-7 85.7% 2nd half: 11-16 68.8% Game: 17-23 73.9%

Vanderbilt 52 • 9-11, 0-7 SEC

##	Player	Total		3-Pr		Rebounds		PF	TP	A	T	Bk	Stl	Min.
		FG	FGA	FT	FTA	Off	Def							
11	Wetzell, Yanni	1-5	0-1	1-2	0	0	0	5	5	1	0	1	1	15
11	Shittu, Simisola	0-5	0-1	0-2	4	6	2	0	0	1	4	0	0	29
24	Nesmith, Aaron	5-9	4-6	0-0	0	3	3	14	3	3	1	0	0	38
32	Ryan, Matt	4-9	1-3	6-9	1	3	4	0	15	3	0	0	0	38
00	Lee, Saben	4-9	4-6	0-0	0	1	1	0	0	0	0	0	0	16
02	Toye, Joe	0-2	0-0	0-0	0	1	1	0	0	0	0	0	0	13
11	Evans, Maxwell	1-3	0-2	1-3	2	1	3	1	3	1	0	0	0	16
13	Moyer, Matthew	1-3	0-2	1-3	2	1	3	1	3	1	0	0	0	16
15	Brown, Clevon	1-2	0-1	1-2	1	3	4	0	3	2	0	0	0	12
Team		17-46	9-24	9-18	9	20	29	19	52	10	3	2	2	200

FG % 1st Half: 5-20 25.0% 2nd half: 12-26 46.2% Game: 17-46 37.0% Deadead Rebounds
3FG % 1st Half: 2-11 18.2% 2nd half: 10-23 43.5% Game: 12-26 46.2%
FT % 1st Half: 3-5 60.0% 2nd half: 6-13 46.2% Game: 9-18 50.0%

Officials: Michael Stephens, Tony Greene, Owen Shortt
Technical fouls: Kentucky-None, Vanderbilt-None.
Attendance: 12388

Score by periods	1st	2nd	Total
Kentucky	45	42	87
Vanderbilt	15	37	52

Last FG: UK 2nd 00:28, UK 2nd 00:36.
Largest lead: UK by 28 00:11, UK by 18 01:13.
UK led for 37:10. UK led for 01:22. Game was tied for 01:19.

Score tied - 1 time.
Lead changed - 4 times.

GAME 21

#5/5 KENTUCKY 76, #21 MISSISSIPPI STATE 67



Official Basketball Box Score - Game Totals - Final Statistics
Kentucky vs RV#21 Mississippi State
2/19/19 11 a.m. at Starkville, Miss. (Humphrey Coliseum)



Kentucky 76 • 20-3 (9-3 SEC)

##	Player	Total		3-Pr		Rebounds		PF	TP	A	T	Bk	Stl	Min.
		FG	FGA	FT	FTA	Off	Def							
22	Travis, Reid	2-4	0-0	1-2	1	3	4	2	2	0	0	0	0	27
25	Washington, PJ	2-5	1-1	1-2	0	4	1	6	1	5	0	0	0	21
30	Silva, Chris	1-4	0-1	2-4	3	4	4	0	2	1	15	0	0	15
00	Lawson, A.J.	6-14	0-2	0-0	2	2	12	1	3	0	0	0	0	31
04	Campbell, Tre	4-8	3-4	1-2	0	0	0	12	2	0	0	0	0	25
06	Gravett, Hassani	0-0	0-0	0-0	0	0	0	0	0	0	0	0	0	30
13	Haase, Felipe	2-8	1-4	1-2	3	0	3	6	2	3	1	0	0	30
20	Frimm, Jordan	1-2	0-0	0-0	2	0	2	0	0	0	0	0	0	8
23	Hinson, Evan	0-2	0-2	0-0	0	0	0	1	1	0	1	0	0	13
Team		19-53	0-7	5-14	1	9	17	48	10	19	2	0	0	200

FG % 1st Half: 12-24 50.0% 2nd half: 7-29 24.1% Game: 19-53 35.8% Deadead Rebounds
3FG % 1st Half: 3-9 33.3% 2nd half: 1-10 10.0% Game: 4-19 20.9%
FT % 1st Half: 4-7 57.1% 2nd half: 3-7 42.9% Game: 5-14 35.7%

Kentucky 76 • 19-3, 8-1

##	Player	Total		3-Pr		Rebounds		PF	TP	A	T	Bk	Stl	Min.
		FG	FGA	FT	FTA	Off	Def							
22	Travis, Reid	2-7	0-1	1-8	6	9	3	11	0	1	0	0	0	28
25	Washington, PJ	6-16	0-1	2-4	3	4	4	6	3	0	1	0	0	31
02	Hagans, Ashton	1-3	0-1	0-0	0	0	2	4	6	0	0	0	0	28
03	Johnson, Keldon	2-9	0-3	5-6	2	4	6	0	0	0	0	0	0	31
14	Herro, Tyler	0-1	0-0	0-0	0	1	1	0	0	0	0	0	0	3
06	Richards, Nick	2-2	0-0	0-0	2	2	4	4	0	1	0	1	0	11
05	Quickley, Immanuel	0-3	0-1	3-4	0	3	3	0	0	0	0	0	0	19
10	David, Jonny	0-0	0-0	0-0	0	0	0	0	0	0	0	0	0	4
23	Baker, Jemari	2-3	1-2	0-0	0	3	3	1	5	0	0	0	0	11
23	Montgomery, EJ	5-7	1-1	0-1	5	8	13	4	1	1	2	1	0	20
Team		25-61	1-4	19-27	21	29	17	76	11	14	1	1	0	200

FG % 1st Half: 14-31 45.2% 2nd half: 11-30 36.7% Game: 25-61 41.0% Deadead Rebounds
3FG % 1st Half: 3-9 33.3% 2nd half: 2-11 18.2% Game: 5-20 25.0%
FT % 1st Half: 8-11 72.7% 2nd half: 11-18 61.1% Game: 21-27 77.8%

Officials: Joe Lindsey, Pat Driscoll, Byron Jarrett
Technical fouls: South Carolina-None, Kentucky-None.
Attendance: 20495

Score by periods	1st	2nd	Total
South Carolina	28	20	48
Kentucky	32	37	69

Last FG: UK 2nd 00:30, UK 2nd 00:16.
Largest lead: UK by 14 00:26, UK by 29 00:23.
UK led for 08:00, UK led for 29:53. Game was tied for 02:06.

GAME 22

#4/4 KENTUCKY 66, MISSOURI 58



Official Basketball Box Score - Game Totals - Final Statistics
Kentucky vs Missouri
2/19/19 3 p.m. at Missouri Arena



Kentucky 66 • 22-4 (11-2)

##	Player	Total		3-Pr		Rebounds		PF	TP	A	T	Bk	Stl	Min.
		FG	FGA	FT	FTA	Off	Def							
00	WATSON, Torrence	2-6	0-0	0-0	0	0	0	4	6	0	0	0	0	16
01	PIRSON, Xavier	1-3	1-2	2-2	0	1	1	0	0	0	0	0	0	11
02	SANTOS, K.J.	0-0	0-0	0-0	0	1	0	0	0	0	0	0	0	11
03	SUGGS, Ronnie	5-9	3-0	0-0	2	2	4	2	13	0	1	0	0	24
04	PICKETT, Javon	4-7	1-6	0-0	1	5	0	18	0	0	0	0	0	35
05	SMITH, Mitchell	1-2	0-1	0-0	0	2	0	0	0	0	0	0	0	7
11	NIXON, Reed	1-2	0-0	0-0	0	1	1	2	0	0	0	0	0	21
12	GEIST, Jordan	4-10	2-4	1-2	3	6	2	11	4	3	0	0	0	37
23	TILMON, Jeremiah	3-8	0-0	0-0	1	3	4	6	1	0	0	0	0	24
24	PURYEAR, Kevin													

BOX SCORES

GAME 28

#4/4 KENTUCKY 70, ARKANSAS 66

GAME 29

KENTUCKY at VANDERBILT

GAME 30

FLORIDA at KENTUCKY



Official Basketball Box Score - Game Totals - Final Statistics
Arkansas vs Kentucky
2/26/19 9 p.m. at Rupp Arena - Lexington, Ky.



Arkansas 66 • 14-14, 5-10

##	Player	Total			3-Ptr			Rebounds			PF	TP	A	TO	Blk	Stl	Min
		FG	FGA	FT	FTA	Off	Def	Total									
10	Gafford, Daniel	r	7-14	0-0	0-1	6	2	8	4	14	0	0	2	0	0	23	
22	Osloughien, Gabe	r	6-3	0-0	0-0	1	4	5	4	0	4	1	0	0	19		
00	Sills, Desi	g	4-8	3-5	4-4	0	0	0	1	15	0	1	0	1	29		
01	Joe, Isalah	g	6-10	5-7	2-2	0	1	1	1	19	3	2	0	1	34		
05	Harris, Jalen	g	9-9	0-3	1-3	0	2	2	4	5	3	1	0	1	30		
02	Bailey, Adrio	g	0-2	0-1	0-0	1	4	5	4	0	0	0	0	0	15		
11	Embery-Simpson, K.	g	0-1	0-0	0-0	0	0	0	0	0	0	0	2	8			
13	Jones, Mason	g	3-9	2-4	1-3	0	1	3	9	3	0	0	1	25			
35	Chaney, Reoqie	g	3-5	0-0	2-2	0	2	2	8	1	1	0	1	17			
Team						2	1	3									
Totals			23-61	10-20	10-15	10	17	27	23	66	14	7	3	7	200		

FG % 1st Half: 14-32 43.8% 2nd half: 9-29 31.0% Game: 23-61 37.7% Deadball Rebounds 2.1
3FG % 1st Half: 5-10 50.0% 2nd half: 5-10 50.0% Game: 10-20 50.0%
FT % 1st Half: 6-7 85.7% 2nd half: 4-8 50.0% Game: 10-15 66.7%

Kentucky 70 • 24-4, 13-2

##	Player	Total			3-Ptr			Rebounds			PF	TP	A	TO	Blk	Stl	Min
		FG	FGA	FT	FTA	Off	Def	Total									
23	Montgomery, EJ	r	1-1	0-0	0-0	1	2	3	4	2	0	2	0	0	12		
25	Washington, PJ	r	2-7	0-2	5-10	0	6	6	2	9	1	1	2	2	35		
02	Hagans, Ashton	g	2-4	1-2	2-2	0	2	2	3	7	4	3	0	0	36		
03	Johnson, Keldon	g	5-14	0-1	3-6	3	3	6	2	13	3	3	1	0	37		
14	Herro, Tyler	g	9-10	5-6	6-6	0	4	4	1	29	3	1	1	2	36		
04	Richards, Nick	g	2-4	0-0	3-4	5	10	15	4	7	0	2	3	0	25		
05	Quickley, Immanuel	g	0-1	0-1	2-2	0	1	2	2	1	2	0	0	15			
13	Baker, Jemari	g	0-1	0-1	1-2	0	0	0	1	1	0	1	0	0	4		
Team						0	3	3									
Totals			21-42	6-13	22-32	9	31	40	19	70	12	15	7	4	200		

FG % 1st Half: 9-20 45.0% 2nd half: 12-22 54.5% Game: 21-42 50.0% Deadball Rebounds 4
3FG % 1st Half: 3-7 42.9% 2nd half: 3-6 50.0% Game: 6-13 46.2%
FT % 1st Half: 1-2 50.0% 2nd half: 15-20 75.0% Game: 22-32 68.8%

Officials: Mike Nance, Ted Valentine, Brian O'Connell
Technical Fouls: Arkansas-None, Kentucky-None.
Attendance: 21998

Score by periods	1st	2nd	Total
Arkansas	30	27	66
Kentucky	28	42	70

Points	In	Off	2nd	Fast	Bench
Ark	22	16	8	2	17
UK	24	11	8	6	10

Last FG - AR 2nd-00:12, UK 2nd-01:55.
Largest lead - AR by 15 2nd-08:22, UK by 6 2nd-03:41.
AR led for 24:46, UK led for 12:37. Game was tied for 02:16.
Score tied - 2 times.
Lead changed - 2 times.

GAME 31

POSTSEASON

GAME 32

POSTSEASON

GAME 33

POSTSEASON

GAME 34

POSTSEASON

GAME 35

POSTSEASON

GAME 36

POSTSEASON





The Automated ScoreBook
 Kentucky Combined Team Statistics (as of Feb 26, 2019)
 All games



RECORD:	OVERALL	HOME	AWAY	NEUTRAL
ALL GAMES	24-4	16-1	7-1	1-2
CONFERENCE	13-2	7-1	6-1	0-0
NON-CONFERENCE	11-2	9-0	1-0	1-2

#	Player	gp-gs	min	avg	Total		3-Point		F-Throw		Rebounds				Other				pts	avg		
					fg-fga	fg%	3fg-fga	3fg%	ft-fa	ft%	off	def	tot	avg	pf	dq	a	to			blk	stl
25	Washington, PJ	28-28	812	29.0	150-284	.528	30-67	.448	90-135	.667	69	150	219	7.8	70	3	51	49	32	24	420	15.0
14	Herro, Tyler	28-28	878	31.4	139-299	.465	51-134	.381	69-74	.932	11	112	123	4.4	37	0	64	45	10	29	398	14.2
03	Johnson, Keldon	28-28	853	30.5	128-272	.471	36-92	.391	89-122	.730	36	124	160	5.7	62	3	45	46	3	21	381	13.6
22	Travis, Reid	26-23	720	27.7	99-192	.516	6-23	.261	89-122	.730	68	111	179	6.9	61	1	24	41	20	11	293	11.3
00	Green, Quade	9-0	160	17.8	22-49	.449	11-26	.423	17-19	.895	3	9	12	1.3	7	0	21	21	0	9	72	8.0
02	Hagans, Ashton	28-21	769	27.5	77-161	.478	10-37	.270	49-65	.754	14	48	62	2.2	49	0	123	68	4	54	213	7.6
05	Quickley, Immanuel	28-7	529	18.9	42-108	.389	21-65	.323	46-56	.821	1	45	46	1.6	34	0	38	29	1	14	151	5.4
23	Montgomery, EJ	28-3	396	14.1	49-102	.480	2-8	.250	15-23	.652	49	61	110	3.9	57	0	10	23	28	8	115	4.1
04	Richards, Nick	28-2	324	11.6	37-63	.587	0-0	.000	28-43	.651	44	51	95	3.4	58	1	6	20	40	4	102	3.6
13	Baker, Jemarl	20-0	174	8.7	13-44	.295	9-34	.265	3-6	.500	1	11	12	0.6	13	0	9	9	2	2	38	1.9
10	David, Jonny	7-0	10	1.4	0-0	.000	0-0	.000	0-0	.000	1	0	1	0.1	0	0	0	1	0	0	0	0.0
Team											39	29	68		1		8					
Total.....		28	5625		756-1574	.480	176-486	.362	495-665	.744	336	751	1087	38.8	449	8	391	360	140	176	2183	78.0
Opponents.....		28	5625		651-1620	.402	221-627	.352	295-426	.692	264	551	815	29.1	552	-	307	377	82	157	1818	64.9

TEAM STATISTICS	UK	OPP	Date	Opponent	Score	Att.
SCORING	2183	1818	1	11/6/18	vs #4/3 Duke	L 84-118 18907
Points per game	78.0	64.9		11/9/18	SOUTHERN ILLINOIS	w 71-59 20277
Scoring margin	+13.0	-	2	11/14/18	NORTH DAKOTA	w 96-58 18555
FIELD GOALS-ATT	756-1574	651-1620	2	11/18/18	VMI	w 92-82 20207
Field goal pct	.480	.402	2	11/21/18	WINTHROP	w 87-74 20070
3 POINT FG-ATT	176-486	221-627	2	11/23/18	TENNESSEE STATE	w 77-62 20224
3-point FG pct	.362	.352		11/28/18	MONMOUTH	w 90-44 18680
3-pt FG made per game	6.3	7.9		12/1/18	UNCG	w 78-61 21853
FREE THROWS-ATT	495-665	295-426	3	12/8/18	vs Seton Hall	Lot 83-84 10244
Free throw pct	.744	.692		12/15/18	UTAH	w 88-61 21922
F-Throws made per game	17.7	10.5	4	12/22/18	vs #9/10 North Carolina	w 80-72 15124
REBOUNDS	1087	815		12/29/18	at RV/RV Louisville	w 71-58 20882
Rebounds per game	38.8	29.1	*	1/5/19	at Alabama	L 75-77 12424
Rebounding margin	+9.7	-	*	1/8/19	TEXAS A&M	w 85-74 22048
ASSISTS	391	307	*	1/12/19	VANDERBILT	w 56-47 22504
Assists per game	14.0	11.0	*	1/15/19	at Georgia	w 69-49 10523
TURNOVERS	360	377	*	1/19/19	at #14/12 Auburn	w 82-80 9121
Turnovers per game	12.9	13.5	*	1/22/19	#22/22 MISSISSIPPI STATE	w 76-55 21449
Turnover margin	+0.6	-	5	1/26/19	#9/10 KANSAS	w 71-63 24387
Assist/turnover ratio	1.1	0.8	*	1/29/19	at Vanderbilt	w 87-52 12298
STEALS	176	157	*	2/2/19	at Florida	w 65-54 10763
Steals per game	6.3	5.6	*	2/5/19	SOUTH CAROLINA	w 76-48 20496
BLOCKS	140	82	*	2/9/19	at RV/#21 Mississippi State	w 71-67 9019
Blocks per game	5.0	2.9	*	2/12/19	#19/21 LSU	L 71-73 23490
ATTENDANCE	366054	140008	*	2/16/19	#1/1 TENNESSEE	w 86-69 24467
Home games-Avg/Game	17-21533	8-11967	*	2/19/19	at Missouri	w 66-58 10703
Neutral site-Avg/Game	-	3-14758	*	2/23/19	RV/RV AUBURN	w 80-53 23427
			*	2/26/19	ARKANSAS	w 70-66 21998

Score by Periods	1st	2nd	OT	Totals
Kentucky	1073	1097	13	2183
Opponents	858	946	14	1818

* = Conference game
 1 = Champions Classic | Indianapolis (Bankers Life Fieldhouse)
 2 = Ohio Valley Hardwood Showcase | Lexington, Ky. (Rupp Arena)
 3 = Citi Hoops Classic | New York (Madison Square Garden)
 4 = CBS Sports Classic | Chicago (United Center)
 5 = SEC/Big 12 Challenge | Lexington, Ky. (Rupp Arena)



The Automated ScoreBook
 Kentucky Combined Team Statistics (as of Feb 26, 2019)
 Conference games



RECORD:	OVERALL	HOME	AWAY	NEUTRAL
ALL GAMES	13-2	7-1	6-1	0-0
CONFERENCE	13-2	7-1	6-1	0-0
NON-CONFERENCE	0-0	0-0	0-0	0-0

#	Player	gp-gs	min	avg	Total		3-Point		F-Throw		Rebounds				Other				pts	avg		
					fg-fga	fg%	3fg-fga	3fg%	ft-fa	ft%	off	def	tot	avg	pf	dq	a	to			blk	stl
25	Washington, PJ	15-15	459	30.6	90-166	.542	21-43	.488	48-75	.640	35	70	105	7.0	42	1	22	25	14	14	249	16.6
14	Herro, Tyler	15-15	501	33.4	76-157	.484	30-66	.455	50-51	.980	6	64	70	4.7	19	0	33	24	3	12	232	15.5
03	Johnson, Keldon	15-15	444	29.6	59-142	.415	14-44	.318	37-50	.740	20	64	84	5.6	31	2	27	24	2	11	169	11.3
02	Hagans, Ashton	15-15	480	32.0	53-99	.535	8-26	.308	34-44	.773	7	36	43	2.9	25	0	78	40	0	30	148	9.9
22	Travis, Reid	13-13	356	27.4	36-81	.444	1-10	.100	27-35	.771	32	60	92	7.1	31	0	10	22	10	7	100	7.7
05	Quickley, Immanuel	15-0	238	15.9	21-54	.389	13-36	.361	16-21	.762	0	22	22	1.5	17	0	16	11	0	7	71	4.7
04	Richards, Nick	15-0	178	11.9	21-36	.583	0-0	.000	21-34	.618	25	24	49	3.3	32	0	4	8	19	4	63	4.2
23	Montgomery, EJ	15-2	195	13.0	23-47	.489	2-4	.500	6-9	.667	24	34	58	3.9	29	0	4	10	13	6	54	3.6
13	Baker, Jemarl	15-0	144	9.6	10-34	.294	6-25	.240	3-6	.500	0	9	9	0.6	11	0	8	7	1	2	29	1.9
10	David, Jonny	4-0	5	1.3	0-0	.000	0-0	.000	0-0	.000	0	0	0	0.0	0	0	0	1	0	0	0	0.0
Team											17	17	34				7					
Total.....		15	3000		389-816	.477	95-254	.374	242-325	.745	166	400	566	37.7	237	3	202	179	62	93	1115	74.3
Opponents.....		15	3000		326-843	.387	111-338	.328	159-229	.694	146	302	448	29.9	277	-	151	190	51	83	922	61.5

TEAM STATISTICS	UK	OPP	Date	Opponent	Score	Att.
SCORING	1115	922	* 1/5/19	at Alabama	L 75-77	12424
Points per game	74.3	61.5	* 1/8/19	TEXAS A&M	w 85-74	22048
Scoring margin	+12.9	-	* 1/12/19	VANDERBILT	w 56-47	22504
FIELD GOALS-ATT	389-816	326-843	* 1/15/19	at Georgia	w 69-49	10523
Field goal pct	.477	.387	* 1/19/19	at #14/12 Auburn	w 82-80	9121
3 POINT FG-ATT	95-254	111-338	* 1/22/19	#22/22 MISSISSIPPI STATE	w 76-55	21449
3-point FG pct	.374	.328	* 1/29/19	at Vanderbilt	w 87-52	12298
3-pt FG made per game	6.3	7.4	* 2/2/19	at Florida	w 65-54	10763
FREE THROWS-ATT	242-325	159-229	* 2/5/19	SOUTH CAROLINA	w 76-48	20496
Free throw pct	.745	.694	* 2/9/19	at RV/#21 Mississippi State	w 71-67	9019
F-Throws made per game	16.1	10.6	* 2/12/19	#19/21 LSU	L 71-73	23490
REBOUNDS	566	448	* 2/16/19	#1/1 TENNESSEE	w 86-69	24467
Rebounds per game	37.7	29.9	* 2/19/19	at Missouri	w 66-58	10703
Rebounding margin	+7.9	-	* 2/23/19	RV/RV AUBURN	w 80-53	23427
ASSISTS	202	151	* 2/26/19	ARKANSAS	w 70-66	21998
Assists per game	13.5	10.1				
TURNOVERS	179	190				
Turnovers per game	11.9	12.7				
Turnover margin	+0.7	-				
Assist/turnover ratio	1.1	0.8				
STEALS	93	83				
Steals per game	6.2	5.5				
BLOCKS	62	51				
Blocks per game	4.1	3.4				
ATTENDANCE	179879	74851				
Home games-Avg/Game	8-22485	7-10693				
Neutral site-Avg/Game	-	0-0				

* = Conference game
 1 = Champions Classic | Indianapolis (Bankers Life Fieldhouse)
 2 = Ohio Valley Hardwood Showcase | Lexington, Ky. (Rupp Arena)
 3 = Citi Hoops Classic | New York (Madison Square Garden)
 4 = CBS Sports Classic | Chicago (United Center)
 5 = SEC/Big 12 Challenge | Lexington, Ky. (Rupp Arena)

Score by Periods	1st	2nd	Totals
Kentucky	562	553	1115
Opponents	443	479	922



The Automated ScoreBook
 Kentucky Category Leaders (as of Feb 26, 2019)
 All games



Points	G	Pts	Pts/G	Scoring Average	G	Pts	Avg/G
Washington, PJ	28	420	15.0	Washington, PJ	28	420	15.0
Herro, Tyler	28	398	14.2	Herro, Tyler	28	398	14.2
Johnson, Keldon	28	381	13.6	Johnson, Keldon	28	381	13.6
Travis, Reid	26	293	11.3	Travis, Reid	26	293	11.3
Hagans, Ashton	28	213	7.6	Green, Quade	9	72	8.0
Quickley, Immanuel	28	151	5.4	Hagans, Ashton	28	213	7.6
Montgomery, EJ	28	115	4.1	Quickley, Immanuel	28	151	5.4
Richards, Nick	28	102	3.6	Montgomery, EJ	28	115	4.1
Green, Quade	9	72	8.0	Richards, Nick	28	102	3.6
Baker, Jemarl	20	38	1.9	Baker, Jemarl	20	38	1.9
				David, Jonny	7	0	0.0

FG Percentage	FG	Att	Pct	Field Goal Attempts	G	Att	Att/G
Richards, Nick	37	63	.587	Herro, Tyler	28	299	10.7
Washington, PJ	150	284	.528	Washington, PJ	28	284	10.1
Travis, Reid	99	192	.516	Johnson, Keldon	28	272	9.7
Montgomery, EJ	49	102	.480	Travis, Reid	26	192	7.4
Hagans, Ashton	77	161	.478	Hagans, Ashton	28	161	5.8
Johnson, Keldon	128	272	.471				
Herro, Tyler	139	299	.465	Field Goals Made	G	Made	Made/G
Green, Quade	22	49	.449	Washington, PJ	28	150	5.4
Quickley, Immanuel	42	108	.389	Herro, Tyler	28	139	5.0
Baker, Jemarl	13	44	.295	Johnson, Keldon	28	128	4.6
				Travis, Reid	26	99	3.8
				Hagans, Ashton	28	77	2.8

3-Point Percentage	3FG	Att	Pct	3-Point FG Attempts	G	Att	Att/G
Washington, PJ	30	67	.448	Herro, Tyler	28	134	4.8
Green, Quade	11	26	.423	Johnson, Keldon	28	92	3.3
Johnson, Keldon	36	92	.391	Washington, PJ	28	67	2.4
Herro, Tyler	51	134	.381	Quickley, Immanuel	28	65	2.3
Quickley, Immanuel	21	65	.323	Hagans, Ashton	28	37	1.3
Hagans, Ashton	10	37	.270				
Baker, Jemarl	9	34	.265	3-Point FG Made	G	Made	Made/G
Travis, Reid	6	23	.261	Herro, Tyler	28	51	1.8
Montgomery, EJ	2	8	.250	Johnson, Keldon	28	36	1.3
				Washington, PJ	28	30	1.1
				Quickley, Immanuel	28	21	0.8
				Green, Quade	9	11	1.2

Free Throw Percent	FG	Att	Pct	Free Throw Attempts	G	Att	Att/G
Herro, Tyler	69	74	.932	Washington, PJ	28	135	4.8
Green, Quade	17	19	.895	Johnson, Keldon	28	122	4.4
Quickley, Immanuel	46	56	.821	Travis, Reid	26	122	4.7
Hagans, Ashton	49	65	.754	Herro, Tyler	28	74	2.6
Johnson, Keldon	89	122	.730	Hagans, Ashton	28	65	2.3
Travis, Reid	89	122	.730				
Washington, PJ	90	135	.667	Free Throws Made	G	Made	Made/G
Montgomery, EJ	15	23	.652	Washington, PJ	28	90	3.2
Richards, Nick	28	43	.651	Johnson, Keldon	28	89	3.2
Baker, Jemarl	3	6	.500	Travis, Reid	26	89	3.4
				Herro, Tyler	28	69	2.5
				Hagans, Ashton	28	49	1.8



The Automated ScoreBook
 Kentucky Category Leaders (as of Feb 26, 2019)
 All games



Rebounds	G	Reb	Reb/G	Assists	G	No.	Ast/G
Washington, PJ	28	219	7.8	Hagans, Ashton	28	123	4.4
Travis, Reid	26	179	6.9	Herro, Tyler	28	64	2.3
Johnson, Keldon	28	160	5.7	Washington, PJ	28	51	1.8
Herro, Tyler	28	123	4.4	Johnson, Keldon	28	45	1.6
Montgomery, EJ	28	110	3.9	Quickley, Immanuel	28	38	1.4

Rebound Average	G	Reb	Avg/G	Steals	G	No.	Stl/G
Washington, PJ	28	219	7.8	Hagans, Ashton	28	54	1.9
Travis, Reid	26	179	6.9	Herro, Tyler	28	29	1.0
Johnson, Keldon	28	160	5.7	Washington, PJ	28	24	0.9
Herro, Tyler	28	123	4.4	Johnson, Keldon	28	21	0.8
Montgomery, EJ	28	110	3.9	Quickley, Immanuel	28	14	0.5

Offensive Rebounds	G	No.	Avg/G	Blocked Shots	G	No.	Blk/G
Washington, PJ	28	69	2.5	Richards, Nick	28	40	1.4
Travis, Reid	26	68	2.6	Washington, PJ	28	32	1.1
Montgomery, EJ	28	49	1.8	Montgomery, EJ	28	28	1.0
Richards, Nick	28	44	1.6	Travis, Reid	26	20	0.8
Johnson, Keldon	28	36	1.3	Herro, Tyler	28	10	0.4

Defensive Rebounds	G	No.	Avg/G	Minutes	G	No.	Min/G
Washington, PJ	28	150	5.4	Herro, Tyler	28	878	31.4
Johnson, Keldon	28	124	4.4	Johnson, Keldon	28	853	30.5
Herro, Tyler	28	112	4.0	Washington, PJ	28	812	29.0
Travis, Reid	26	111	4.3	Hagans, Ashton	28	769	27.5
Montgomery, EJ	28	61	2.2	Travis, Reid	26	720	27.7

Fouls	G	No.	Per/G	Turnovers	G	No.	TO/G
Washington, PJ	28	70	2.5	Hagans, Ashton	28	68	2.4
Johnson, Keldon	28	62	2.2	Washington, PJ	28	49	1.8
Travis, Reid	26	61	2.3	Johnson, Keldon	28	46	1.6
Richards, Nick	28	58	2.1	Herro, Tyler	28	45	1.6
Montgomery, EJ	28	57	2.0	Travis, Reid	26	41	1.6

Foulsouts	G	No.
Washington, PJ	28	3
Johnson, Keldon	28	3
Travis, Reid	26	1
Richards, Nick	28	1



The Automated ScoreBook
 Kentucky Opponent Game-by-Game (as of Feb 26, 2019)
 All games



OPPONENT STATISTICS

Opponent	Date	Score		Total		3-Pointers		Free throws		Rebounds				pf	a	t/o	blk	stl	pts	avg
				fg-fga	pct	3fg-fga	pct	ft-fa	pct	off	def	tot	avg							
vs #4/3 Duke	11/6/18	84-118	L	43-79	.544	12-26	.462	20-29	.690	13	25	38	38.0	26	22	4	3	10	118	118.0
SOUTHERN ILLINOIS	11/9/18	71-59	W	23-56	.411	5-16	.313	8-12	.667	7	12	19	28.5	24	13	13	2	7	59	88.5
NORTH DAKOTA	11/14/18	96-58	W	19-48	.396	7-19	.368	13-18	.722	5	10	15	24.0	19	8	20	5	5	58	78.3
VMI	11/18/18	92-82	W	29-62	.468	19-38	.500	5-5	1.000	6	16	22	23.5	26	14	13	1	2	82	79.2
WINTHROP	11/21/18	87-74	W	28-59	.475	13-28	.464	5-8	.625	2	20	22	23.2	21	16	19	0	4	74	78.2
TENNESSEE STATE	11/23/18	77-62	W	22-54	.407	6-16	.375	12-19	.632	10	18	28	24.0	29	11	19	1	5	62	75.5
MONMOUTH	11/28/18	90-44	W	16-58	.276	2-16	.125	10-16	.625	13	12	25	24.1	21	4	16	2	6	44	71.0
UNCG	12/1/18	78-61	W	24-67	.358	7-20	.350	6-10	.600	12	18	30	24.9	17	7	11	3	8	61	69.8
vs Seton Hall	12/8/18	83-84	Lot	27-59	.458	11-26	.423	19-26	.731	10	25	35	26.0	25	15	16	5	8	84	71.3
UTAH	12/15/18	88-61	W	24-54	.444	7-23	.304	6-8	.750	13	18	31	26.5	15	12	18	2	2	61	70.3
vs #9/10 North Carolina	12/22/18	80-72	W	27-63	.429	7-18	.389	11-16	.688	5	28	33	27.1	19	18	18	3	8	72	70.5
at RV/RV Louisville	12/29/18	71-58	W	20-55	.364	5-20	.250	13-19	.684	13	20	33	27.6	12	7	12	2	5	58	69.4
at Alabama	1/5/19	75-77	L	27-59	.458	10-23	.435	13-17	.765	7	33	40	28.5	16	14	17	4	2	77	70.0
TEXAS A&M	1/8/19	85-74	W	27-56	.482	8-17	.471	12-13	.923	8	21	29	28.6	19	8	19	3	8	74	70.3
VANDERBILT	1/12/19	56-47	W	17-47	.362	7-25	.280	6-12	.500	7	14	21	28.1	14	6	12	4	4	47	68.7
at Georgia	1/15/19	69-49	W	17-56	.304	4-27	.148	11-16	.688	12	23	35	28.5	15	12	14	4	5	49	67.5
at #14/12 Auburn	1/19/19	82-80	W	26-56	.464	13-30	.433	15-20	.750	7	19	26	28.4	25	17	11	4	5	80	68.2
#22/22 MISSISSIPPI STAT	1/22/19	76-55	W	19-61	.311	3-20	.150	14-18	.778	15	21	36	28.8	18	5	15	6	8	55	67.5
#9/10 KANSAS	1/26/19	71-63	W	23-63	.365	9-23	.391	8-11	.727	9	27	36	29.2	21	9	8	2	4	63	67.3
at Vanderbilt	1/29/19	87-52	W	17-46	.370	9-24	.375	9-18	.500	9	20	29	29.2	19	10	20	3	2	52	66.5
at Florida	2/2/19	65-54	W	22-63	.349	5-19	.263	5-10	.500	12	22	34	29.4	15	7	9	6	7	54	65.9
SOUTH CAROLINA	2/5/19	76-48	W	19-53	.358	5-17	.294	5-14	.357	9	18	27	29.3	19	10	19	2	6	48	65.1
at RV/#21 Mississippi State	2/9/19	71-67	W	23-53	.434	7-16	.438	14-18	.778	8	20	28	29.2	19	7	9	6	7	67	65.2
#19/21 LSU	2/12/19	71-73	L	24-56	.429	6-21	.286	19-22	.864	9	23	32	29.3	17	11	8	4	8	73	65.5
#1/1 TENNESSEE	2/16/19	86-69	W	24-59	.407	7-25	.280	14-18	.778	9	17	26	29.2	25	11	9	1	4	69	65.6
at Missouri	2/19/19	66-58	W	22-59	.373	9-27	.333	5-7	.714	16	18	34	29.4	21	11	12	0	4	58	65.3
RV/RV AUBURN	2/23/19	80-53	W	19-58	.328	8-27	.296	7-11	.636	8	16	24	29.2	12	8	9	1	6	53	64.9
ARKANSAS	2/26/19	70-66	W	23-61	.377	10-20	.500	10-15	.667	10	17	27	29.1	23	14	7	3	7	66	64.9
Opponents		1818		651-1620	.402	221-627	.352	295-426	.692	264	551	815	29.1	552	307	377	82	157	1818	64.9
Kentucky		2183		756-1574	.480	176-486	.362	495-665	.744	336	751	1087	38.8	449	391	360	140	176	2183	78.0

Games played: 28
 Points/game: 64.9
 FG Pct: 40.2
 3FG Pct: 35.2
 FT Pct: 69.2

Rebounds/game: 29.1
 Assists/game: 11.0
 Turnovers/game: 13.5
 Assist/turnover ratio: 0.8
 Steals/game: 5.6
 Blocks/game: 2.9



The Automated ScoreBook
Kentucky Team High/Low Analysis (as of Feb 26, 2019)
All games



Kentucky - TEAM GAME HIGHS

POINTS	96	NORTH DAKOTA (11/14/18)
	92	VMI (11/18/18)
	90	MONMOUTH (11/28/18)
	88	UTAH (12/15/18)
	87	at Vanderbilt (1/29/19)
	87	WINTHROP (11/21/18)
FIELD GOALS MADE	34	UTAH (12/15/18)
	33	NORTH DAKOTA (11/14/18)
FIELD GOAL ATTEMPTS	65	at Alabama (1/5/19)
	65	vs #9/10 North Carolina (12/22/18)
FIELD GOAL PERCENTAGE	.586 (34-58)	UTAH (12/15/18)
	.566 (30-53)	MONMOUTH (11/28/18)
3 PT FIELD GOALS MADE	12	UTAH (12/15/18)
	11	RV/RV AUBURN (2/23/19)
3 PT FG ATTEMPTS	26	vs #9/10 North Carolina (12/22/18)
	24	RV/RV AUBURN (2/23/19)
	24	MONMOUTH (11/28/18)
3 PT FG PERCENTAGE	.588 (10-17)	at Vanderbilt (1/29/19)
	.571 (12-21)	UTAH (12/15/18)
FREE THROWS MADE	29	VMI (11/18/18)
	28	vs #4/3 Duke (11/6/18)
FREE THROW ATTEMPTS	41	TENNESSEE STATE (11/23/18)
	38	vs #4/3 Duke (11/6/18)
FREE THROW PERCENTAGE	.913 (21-23)	TEXAS A&M (1/8/19)
	.870 (20-23)	MONMOUTH (11/28/18)
REBOUNDS	50	SOUTH CAROLINA (2/5/19)
	49	#9/10 KANSAS (1/26/19)
ASSISTS	24	vs #9/10 North Carolina (12/22/18)
	20	WINTHROP (11/21/18)
STEALS	12	vs #9/10 North Carolina (12/22/18)
	12	NORTH DAKOTA (11/14/18)
BLOCKED SHOTS	8	#9/10 KANSAS (1/26/19)
	8	#22/22 MISSISSIPPI STATE (1/22/19)
	8	at RV/RV Louisville (12/29/18)
	8	vs #9/10 North Carolina (12/22/18)
TURNOVERS	19	WINTHROP (11/21/18)
	19	SOUTHERN ILLINOIS (11/9/18)
FOULS	25	vs #4/3 Duke (11/6/18)
	21	at RV/RV Louisville (12/29/18)
	21	vs Seton Hall (12/8/18)



The Automated ScoreBook
Kentucky High/Low Analysis (as of Feb 26, 2019)
All games



Opponent - GAME HIGHS

POINTS	118		vs #4/3 Duke (11/6/18)
	84		vs Seton Hall (12/8/18)
	82		VMI (11/18/18)
	80		at #14/12 Auburn (1/19/19)
	77		at Alabama (1/5/19)
FIELD GOALS MADE	43		vs #4/3 Duke (11/6/18)
	29		VMI (11/18/18)
FIELD GOAL ATTEMPTS	79		vs #4/3 Duke (11/6/18)
	67		UNCG (12/1/18)
FIELD GOAL PERCENTAGE	.544	(43-79)	vs #4/3 Duke (11/6/18)
	.482	(27-56)	TEXAS A&M (1/8/19)
3 PT FIELD GOALS MADE	19		VMI (11/18/18)
	13		at #14/12 Auburn (1/19/19)
	13		WINTHROP (11/21/18)
3 PT FG ATTEMPTS	38		VMI (11/18/18)
	30		at #14/12 Auburn (1/19/19)
3 PT FG PERCENTAGE	.500	(19-38)	VMI (11/18/18)
	.500	(10-20)	ARKANSAS (2/26/19)
FREE THROWS MADE	20		vs #4/3 Duke (11/6/18)
	19		#19/21 LSU (2/12/19)
	19		vs Seton Hall (12/8/18)
FREE THROW ATTEMPTS	29		vs #4/3 Duke (11/6/18)
	26		vs Seton Hall (12/8/18)
FREE THROW PERCENTAGE	1.000	(5-5)	VMI (11/18/18)
	.923	(12-13)	TEXAS A&M (1/8/19)
REBOUNDS	40		at Alabama (1/5/19)
	38		vs #4/3 Duke (11/6/18)
ASSISTS	22		vs #4/3 Duke (11/6/18)
	18		vs #9/10 North Carolina (12/22/18)
STEALS	10		vs #4/3 Duke (11/6/18)
	8		#19/21 LSU (2/12/19)
	8		#22/22 MISSISSIPPI STATE (1/22/19)
	8		TEXAS A&M (1/8/19)
	8		vs #9/10 North Carolina (12/22/18)
	8		vs Seton Hall (12/8/18)
	8		UNCG (12/1/18)
BLOCKED SHOTS	6		at RV/#21 Mississippi State (2/9/19)
	6		at Florida (2/2/19)
	6		#22/22 MISSISSIPPI STATE (1/22/19)
TURNOVERS	20		at Vanderbilt (1/29/19)
	20		NORTH DAKOTA (11/14/18)
FOULS	29		TENNESSEE STATE (11/23/18)
	26		VMI (11/18/18)
	26		vs #4/3 Duke (11/6/18)



The Automated ScoreBook
 Kentucky High/Low Analysis (as of Feb 26, 2019)
 All games



Kentucky - GAME LOWS

POINTS	56	VANDERBILT (1/12/19)
	65	at Florida (2/2/19)
	66	at Missouri (2/19/19)
	69	at Georgia (1/15/19)
	70	ARKANSAS (2/26/19)
FIELD GOALS MADE	20	at Missouri (2/19/19)
	21	ARKANSAS (2/26/19)
FIELD GOAL ATTEMPTS	42	at Missouri (2/19/19)
	42	ARKANSAS (2/26/19)
FIELD GOAL PERCENTAGE	.391 (25-64)	#9/10 KANSAS (1/26/19)
	.410 (25-61)	SOUTH CAROLINA (2/5/19)
3 PT FIELD GOALS MADE	4	vs #4/3 Duke (11/6/18)
	4	SOUTHERN ILLINOIS (11/9/18)
	4	TENNESSEE STATE (11/23/18)
	4	VANDERBILT (1/12/19)
	4	at Georgia (1/15/19)
	4	#9/10 KANSAS (1/26/19)
3 PT FG ATTEMPTS	11	at Georgia (1/15/19)
	12	UNCG (12/1/18)
3 PT FG PERCENTAGE	.222 (4-18)	#9/10 KANSAS (1/26/19)
	.235 (4-17)	vs #4/3 Duke (11/6/18)
FREE THROWS MADE	7	at RV/RV Louisville (12/29/18)
	8	UTAH (12/15/18)
	8	VANDERBILT (1/12/19)
FREE THROW ATTEMPTS	11	at RV/RV Louisville (12/29/18)
	11	at Georgia (1/15/19)
FREE THROW PERCENTAGE	.571 (8-14)	VANDERBILT (1/12/19)
	.588 (10-17)	at RV/#21 Mississippi State (2/9/19)
REBOUNDS	23	UTAH (12/15/18)
	28	TEXAS A&M (1/8/19)
	28	at Missouri (2/19/19)
ASSISTS	8	TENNESSEE STATE (11/23/18)
	10	VANDERBILT (1/12/19)
	10	at Missouri (2/19/19)
STEALS	1	vs #4/3 Duke (11/6/18)
	3	vs Seton Hall (12/8/18)
	3	#19/21 LSU (2/12/19)
	3	at Missouri (2/19/19)
BLOCKED SHOTS	1	at Alabama (1/5/19)
	1	SOUTH CAROLINA (2/5/19)
	1	#19/21 LSU (2/12/19)
TURNOVERS	6	UTAH (12/15/18)
	7	at Vanderbilt (1/29/19)
FOULS	10	UTAH (12/15/18)
	10	RV/RV AUBURN (2/23/19)



The Automated ScoreBook
 Kentucky High/Low Analysis (as of Feb 26, 2019)
 All games



Opponent - GAME LOWS

POINTS	44		MONMOUTH (11/28/18)
	47		VANDERBILT (1/12/19)
	48		SOUTH CAROLINA (2/5/19)
	49		at Georgia (1/15/19)
	52		at Vanderbilt (1/29/19)
FIELD GOALS MADE	16		MONMOUTH (11/28/18)
	17		VANDERBILT (1/12/19)
	17		at Georgia (1/15/19)
	17		at Vanderbilt (1/29/19)
FIELD GOAL ATTEMPTS	46		at Vanderbilt (1/29/19)
	47		VANDERBILT (1/12/19)
FIELD GOAL PERCENTAGE	.276	(16-58)	MONMOUTH (11/28/18)
	.304	(17-56)	at Georgia (1/15/19)
3 PT FIELD GOALS MADE	2		MONMOUTH (11/28/18)
	3		#22/22 MISSISSIPPI STATE (1/22/19)
3 PT FG ATTEMPTS	16		SOUTHERN ILLINOIS (11/9/18)
	16		TENNESSEE STATE (11/23/18)
	16		MONMOUTH (11/28/18)
	16		at RV/#21 Mississippi State (2/9/19)
3 PT FG PERCENTAGE	.125	(2-16)	MONMOUTH (11/28/18)
	.148	(4-27)	at Georgia (1/15/19)
FREE THROWS MADE	5		VMI (11/18/18)
	5		WINTHROP (11/21/18)
	5		at Florida (2/2/19)
	5		SOUTH CAROLINA (2/5/19)
	5		at Missouri (2/19/19)
FREE THROW ATTEMPTS	5		VMI (11/18/18)
	7		at Missouri (2/19/19)
FREE THROW PERCENTAGE	.357	(5-14)	SOUTH CAROLINA (2/5/19)
	.500	(5-10)	at Florida (2/2/19)
	.500	(6-12)	VANDERBILT (1/12/19)
	.500	(9-18)	at Vanderbilt (1/29/19)
REBOUNDS	15		NORTH DAKOTA (11/14/18)
	19		SOUTHERN ILLINOIS (11/9/18)
ASSISTS	4		MONMOUTH (11/28/18)
	5		#22/22 MISSISSIPPI STATE (1/22/19)
STEALS	2		VMI (11/18/18)
	2		UTAH (12/15/18)
	2		at Alabama (1/5/19)
	2		at Vanderbilt (1/29/19)
BLOCKED SHOTS	0		WINTHROP (11/21/18)
	0		at Missouri (2/19/19)
TURNOVERS	4		vs #4/3 Duke (11/6/18)
	7		ARKANSAS (2/26/19)
FOULS	12		at RV/RV Louisville (12/29/18)
	12		RV/RV AUBURN (2/23/19)



The Automated ScoreBook
 Kentucky Player High/Low Analysis (as of Feb 26, 2019)
 All games



Kentucky - INDIVIDUAL GAME HIGHS

Points	29		Herro, Tyler vs Arkansas (2/26/19)
	29		Washington, PJ vs Seton Hall (12/8/18)
	27		Johnson, Keldon vs Tennessee State (11/23/18)
	26		Washington, PJ at Vanderbilt (1/29/19)
	25		Washington, PJ vs North Dakota (11/14/18)
Field Goals Made	10		Herro, Tyler at RV/RV Louisville (12/29/18)
	9		Herro, Tyler vs Arkansas (2/26/19)
	9		Washington, PJ vs RV/RV Auburn (2/23/19)
	9		Washington, PJ vs #1/1 Tennessee (2/16/19)
	9		Washington, PJ at RV/#21 Mississippi State (2/9/19)
	9		Washington, PJ at Vanderbilt (1/29/19)
	9		Washington, PJ vs #22/22 Mississippi State (1/22/19)
	9		Hagans, Ashton at Georgia (1/15/19)
	9		Washington, PJ vs North Dakota (11/14/18)
Field Goal Att.	18		Hagans, Ashton at Georgia (1/15/19)
	17		Washington, PJ vs #9/10 Kansas (1/26/19)
	17		Herro, Tyler vs #9/10 North Carolina (12/22/18)
FG Pct (min 5 made)	.900	(9-10)	Herro, Tyler vs Arkansas (2/26/19)
	.889	(8-9)	Johnson, Keldon vs Utah (12/15/18)
3-Point FG Made	6		Johnson, Keldon vs Utah (12/15/18)
	5		Herro, Tyler vs Arkansas (2/26/19)
	5		Washington, PJ vs RV/RV Auburn (2/23/19)
3-Point FG Att.	8		Washington, PJ vs RV/RV Auburn (2/23/19)
	8		Herro, Tyler vs #9/10 North Carolina (12/22/18)
	8		Herro, Tyler vs Winthrop (11/21/18)
3-Pt FG Pct (min 2 made)	1.000	(3-3)	Washington, PJ at RV/#21 Mississippi State (2/9/19)
	1.000	(3-3)	Washington, PJ at Vanderbilt (1/29/19)
	1.000	(3-3)	Herro, Tyler vs #22/22 Mississippi State (1/22/19)
	1.000	(2-2)	Baker, Jemarl at Vanderbilt (1/29/19)
	1.000	(2-2)	Baker, Jemarl at Georgia (1/15/19)
	1.000	(2-2)	Quickley, Immanuel vs Texas A&M (1/8/19)
Free Throws Made	13		Johnson, Keldon vs Tennessee State (11/23/18)
	12		Washington, PJ vs Seton Hall (12/8/18)
	18		Johnson, Keldon vs Tennessee State (11/23/18)
	13		Washington, PJ vs Seton Hall (12/8/18)
	13		Travis, Reid vs #4/3 Duke (11/6/18)
FT Pct (min 3 made)	1.000	(8-8)	Herro, Tyler at Missouri (2/19/19)
	1.000	(6-6)	Herro, Tyler vs Arkansas (2/26/19)
	1.000	(6-6)	Quickley, Immanuel vs VMI (11/18/18)
	1.000	(6-6)	Quickley, Immanuel vs #4/3 Duke (11/6/18)
	1.000	(5-5)	Herro, Tyler vs #22/22 Mississippi State (1/22/19)
	1.000	(5-5)	Herro, Tyler at #14/12 Auburn (1/19/19)
	1.000	(5-5)	Travis, Reid at #14/12 Auburn (1/19/19)
	1.000	(5-5)	Herro, Tyler vs #4/3 Duke (11/6/18)
	1.000	(4-4)	Hagans, Ashton at Missouri (2/19/19)
	1.000	(4-4)	Johnson, Keldon at RV/#21 Mississippi State (2/9/19)
	1.000	(4-4)	Herro, Tyler at Florida (2/2/19)
	1.000	(4-4)	Herro, Tyler at Georgia (1/15/19)
	1.000	(4-4)	Herro, Tyler vs Texas A&M (1/8/19)
	1.000	(4-4)	Johnson, Keldon vs Texas A&M (1/8/19)
	1.000	(4-4)	Johnson, Keldon at RV/RV Louisville (12/29/18)
1.000	(4-4)	Green, Quade vs Winthrop (11/21/18)	

	1.000	(4-4)	Green, Quade vs VMI (11/18/18)
	1.000	(3-3)	Johnson, Keldon at Missouri (2/19/19)
	1.000	(3-3)	Hagans, Ashton vs UNCG (12/1/18)
	1.000	(3-3)	Herro, Tyler vs North Dakota (11/14/18)
Rebounds	19		Richards, Nick vs Southern Illinois (11/9/18)
	18		Washington, PJ vs VMI (11/18/18)
Assists	9		Hagans, Ashton at RV/#21 Mississippi State (2/9/19)
	9		Hagans, Ashton vs #22/22 Mississippi State (1/22/19)
Steals	8		Hagans, Ashton vs #9/10 North Carolina (12/22/18)
	5		Hagans, Ashton vs Texas A&M (1/8/19)
	5		Herro, Tyler vs Monmouth (11/28/18)
	5		Herro, Tyler vs North Dakota (11/14/18)
Blocked Shots	5		Richards, Nick vs #9/10 Kansas (1/26/19)
	4		Richards, Nick at Vanderbilt (1/29/19)
	4		Washington, PJ vs #22/22 Mississippi State (1/22/19)
	4		Washington, PJ at RV/RV Louisville (12/29/18)
	4		Washington, PJ vs Seton Hall (12/8/18)
Turnovers	6		Hagans, Ashton vs South Carolina (2/5/19)
	5		Hagans, Ashton vs Vanderbilt (1/12/19)
	5		Travis, Reid at Alabama (1/5/19)
	5		Hagans, Ashton vs #9/10 North Carolina (12/22/18)
	5		Washington, PJ vs Southern Illinois (11/9/18)
Fouls	5		Washington, PJ at RV/#21 Mississippi State (2/9/19)
	5		Johnson, Keldon vs #22/22 Mississippi State (1/22/19)
	5		Johnson, Keldon vs Vanderbilt (1/12/19)
	5		Johnson, Keldon vs #9/10 North Carolina (12/22/18)
	5		Travis, Reid vs Seton Hall (12/8/18)
	5		Washington, PJ vs Monmouth (11/28/18)
	5		Richards, Nick vs North Dakota (11/14/18)
	5		Washington, PJ vs #4/3 Duke (11/6/18)
Minutes	43		Johnson, Keldon vs Seton Hall (12/8/18)
	39		Herro, Tyler vs #19/21 LSU (2/12/19)
	38		Herro, Tyler vs #9/10 Kansas (1/26/19)
	38		Travis, Reid vs #9/10 North Carolina (12/22/18)
	37		Johnson, Keldon vs Arkansas (2/26/19)
	37		Washington, PJ at Missouri (2/19/19)
	37		Travis, Reid vs #19/21 LSU (2/12/19)
	37		Herro, Tyler vs #22/22 Mississippi State (1/22/19)
	37		Travis, Reid vs UNCG (12/1/18)



The Automated ScoreBook
 Kentucky Opponent High/Low Analysis (as of Feb 26, 2019)
 All games



OPPONENT INDIVIDUAL GAME HIGHS

Points	35		Parham, Bubba vs VMI (11/18/18)
	33		R.J. Barrett vs #4/3 Duke (11/6/18)
	28		BROWN, Bryce at #14/12 Auburn (1/19/19)
	28		POWELL,MYLES vs Seton Hall (12/8/18)
	28		Zion Williamson vs #4/3 Duke (11/6/18)
Field Goals Made	13		R.J. Barrett vs #4/3 Duke (11/6/18)
	11		Parham, Bubba vs VMI (11/18/18)
	11		Zion Williamson vs #4/3 Duke (11/6/18)
Field Goal Att.	26		R.J. Barrett vs #4/3 Duke (11/6/18)
	20		Parham, Bubba vs VMI (11/18/18)
FG Pct (min 5 made)	1.000	(5-5)	Williams, Emmitt vs #19/21 LSU (2/12/19)
	.889	(8-9)	BROWN, Bryce at #14/12 Auburn (1/19/19)
3-Point FG Made	10		Parham, Bubba vs VMI (11/18/18)
	6		BROWN, Bryce at #14/12 Auburn (1/19/19)
	6		Mack, Tevin at Alabama (1/5/19)
	6		POWELL,MYLES vs Seton Hall (12/8/18)
3-Point FG Att.	16		Parham, Bubba vs VMI (11/18/18)
	11		POWELL,MYLES vs Seton Hall (12/8/18)
3-Pt FG Pct (min 2 made)	1.000	(2-2)	Williams, Grant vs #1/1 Tennessee (2/16/19)
	1.000	(2-2)	Davis, Tripp vs Tennessee State (11/23/18)
	1.000	(2-2)	Falden, Charles vs Winthrop (11/21/18)
	1.000	(2-2)	Zunic, Kyle vs Winthrop (11/21/18)
Free Throws Made	8		Williams, Grant vs #1/1 Tennessee (2/16/19)
	8		Waters, Tremont vs #19/21 LSU (2/12/19)
Free Throw Att.	9		Williams, Grant vs #1/1 Tennessee (2/16/19)
	9		Lee, Saben at Vanderbilt (1/29/19)
FT Pct (min 3 made)	1.000	(8-8)	Waters, Tremont vs #19/21 LSU (2/12/19)
	1.000	(7-7)	Cam Reddish vs #4/3 Duke (11/6/18)
	1.000	(6-6)	BROWN, Bryce at #14/12 Auburn (1/19/19)
	1.000	(6-6)	Ingram, Dazon at Alabama (1/5/19)
	1.000	(6-6)	CALE,MYLES vs Seton Hall (12/8/18)
	1.000	(4-4)	Sills, Desi vs Arkansas (2/26/19)
	1.000	(4-4)	Smart, Javonte vs #19/21 LSU (2/12/19)
	1.000	(4-4)	Lawson, Detric vs #9/10 Kansas (1/26/19)
	1.000	(4-4)	Weatherspoon, Nick vs #22/22 Mississippi State (1/22/19)
	1.000	(4-4)	Mekowulu, Christian vs Texas A&M (1/8/19)
	1.000	(4-4)	Chandler, Jay Jay vs Texas A&M (1/8/19)
	1.000	(4-4)	MCKNIGHT,QUINCY vs Seton Hall (12/8/18)
	1.000	(3-3)	Weatherspoon, Q vs #22/22 Mississippi State (1/22/19)
	1.000	(3-3)	Seventh Woods vs #9/10 North Carolina (12/22/18)
	1.000	(3-3)	Falden, Charles vs Winthrop (11/21/18)
1.000	(3-3)	Parham, Bubba vs VMI (11/18/18)	
Rebounds	15		Lawson, Detric vs #9/10 Kansas (1/26/19)
	13		Woodard, Robert vs #22/22 Mississippi State (1/22/19)
Assists	7		Tre Jones vs #4/3 Duke (11/6/18)
	6		Bone, Jordan vs #1/1 Tennessee (2/16/19)
	6		HARPER, Jared at #14/12 Auburn (1/19/19)
	6		Jones, Herbert at Alabama (1/5/19)
	6		R.J. Barrett vs #4/3 Duke (11/6/18)
Steals	4		MCKNIGHT,QUINCY vs Seton Hall (12/8/18)
	4		Cam Reddish vs #4/3 Duke (11/6/18)
Blocked Shots	3		Hayes, Kevarrus at Florida (2/2/19)
	3		Ado, Abdul vs #22/22 Mississippi State (1/22/19)

	3	NZEI,MICHAEL vs Seton Hall (12/8/18)
Turnovers	7	Pickett, Adam vs Winthrop (11/21/18)
	6	MCKNIGHT,QUINCY vs Seton Hall (12/8/18)
Fouls	5	PICKETT, Javon at Missouri (2/19/19)
	5	Schofield, Admiral vs #1/1 Tennessee (2/16/19)
	5	Alexander, Kyle vs #1/1 Tennessee (2/16/19)
	5	Frink, Alanzo vs South Carolina (2/5/19)
	5	Wetzell, Yanni at Vanderbilt (1/29/19)
	5	Dotson, Devon vs #9/10 Kansas (1/26/19)
	5	Holman, Aric vs #22/22 Mississippi State (1/22/19)
	5	Perry, Reggie vs #22/22 Mississippi State (1/22/19)
	5	SPENCER, Horace at #14/12 Auburn (1/19/19)
	5	MCLEMORE, Anfernee at #14/12 Auburn (1/19/19)
	5	RHODEN,JARED vs Seton Hall (12/8/18)
	5	NZEI,MICHAEL vs Seton Hall (12/8/18)
	5	MAMUKELASHVILI,S vs Seton Hall (12/8/18)
	5	Hamilton, Eric vs UNCG (12/1/18)
	5	Dickey, James vs UNCG (12/1/18)
	5	Traore, Mustapha vs Monmouth (11/28/18)
	5	Ukaegbu, Jermaine vs Winthrop (11/21/18)
	5	Stephens, Jake vs VMI (11/18/18)
	5	Fletcher, Armon vs Southern Illinois (11/9/18)



The Automated ScoreBook
 Kentucky Team Game-by-Game Comparison (as of Feb 26, 2019)
 All games



Opponent	1st	2nd	Score	Mar	Total FG	FG Pct	3-Pointers	3FG Pct	Free Throws	FT Pct	Rebounds	Assist	T/Over	Block	Steal	Fouls
#4/3 Duke	42/59	42/59	84-118	(34)	26-59/43-79	.441/.544	4-17/12-26	.235/.462	28-38/20-29	.737/.690	37/38 (1)	17/22	15/4	5/3	1/10	25/26
SOUTHERN ILLINOIS	31/28	40/31	71-59	+12	24-54/23-56	.444/.411	4-14/5-16	.286/.313	19-27/8-12	.704/.667	48/19 +29	11/13	19/13	6/2	5/7	15/24
NORTH DAKOTA	46/25	50/33	96-58	+38	33-62/19-48	.532/.396	6-13/7-19	.462/.368	24-30/13-18	.800/.722	45/15 +30	15/8	13/20	5/5	12/5	15/19
VMI	48/34	44/48	92-82	+10	29-59/29-62	.492/.468	5-14/19-38	.357/.500	29-35/5-5	.829/1000	43/22 +21	15/14	11/13	6/1	6/2	12/26
WINTHROP	51/37	36/37	87-74	+13	31-55/28-59	.564/.475	7-18/13-28	.389/.464	18-24/5-8	.750/.625	37/22 +15	20/16	19/19	6/0	8/4	16/21
TENNESSEE STATE	35/27	42/35	77-62	+15	23-52/22-54	.442/.407	4-15/6-16	.267/.375	27-41/12-19	.659/.632	37/28 +9	8/11	14/19	5/1	4/5	14/29
MONMOUTH	44/22	46/22	90-44	+46	30-53/16-58	.566/.276	10-24/2-16	.417/.125	20-23/10-16	.870/.625	40/25 +15	15/4	14/16	5/2	8/6	16/21
UNCG	37/40	41/21	78-61	+17	28-58/24-67	.483/.358	5-12/7-20	.417/.350	17-24/6-10	.708/.600	46/30 +16	12/7	17/11	4/3	5/8	15/17
Seton Hall	31/25	39/45	83-84	(1)	27-62/27-59	.435/.458	5-20/11-26	.250/.423	24-30/19-26	.800/.731	38/35 +3	14/15	15/16	7/5	3/8	21/25
UTAH	41/27	47/34	88-61	+27	34-58/24-54	.586/.444	12-21/7-23	.571/.304	8-12/6-8	.667/.750	23/31 (8)	13/12	6/18	5/2	6/2	10/15
#9/10 North Carolina	40/31	40/41	80-72	+8	28-65/27-63	.431/.429	9-26/7-18	.346/.389	15-22/11-16	.682/.688	44/33 +11	24/18	18/18	8/3	12/8	19/19
RV/RV Louisville	35/27	36/31	71-58	+13	29-57/20-55	.509/.364	6-20/5-20	.300/.250	7-11/13-19	.636/.684	34/33 +1	11/7	9/12	8/2	9/5	21/12
Alabama	40/38	35/39	75-77	(2)	28-65/27-59	.431/.458	5-18/10-23	.278/.435	14-17/13-17	.824/.765	32/40 (8)	14/14	11/17	1/4	7/2	15/16
TEXAS A&M	46/34	39/40	85-74	+11	29-56/27-56	.518/.482	6-18/8-17	.333/.471	21-23/12-13	.913/.923	28/29 (1)	16/8	12/19	5/3	11/8	13/19
VANDERBILT	28/30	28/17	56-47	+9	22-44/17-47	.500/.362	4-16/7-25	.250/.280	8-14/6-12	.571/.500	38/21 +17	10/6	15/12	5/4	5/4	14/14
Georgia	35/31	34/18	69-49	+20	28-64/17-56	.438/.304	4-11/4-27	.364/.148	9-11/11-16	.818/.688	43/35 +8	14/12	10/14	4/4	8/5	14/15
#14/12 Auburn	35/27	47/53	82-80	+2	26-48/26-56	.542/.464	6-15/13-30	.400/.433	24-33/15-20	.727/.750	33/26 +7	14/17	13/11	2/4	7/5	20/25
#22/22 MISSISSIPPI STATE	34/26	42/29	76-55	+21	26-59/19-61	.441/.311	8-16/3-20	.500/.150	16-22/14-18	.727/.778	43/36 +7	14/5	16/15	8/6	8/8	17/18
#9/10 KANSAS	30/33	41/30	71-63	+8	25-64/23-63	.391/.365	4-18/9-23	.222/.391	17-23/8-11	.739/.727	49/36 +13	14/9	11/8	8/2	4/4	13/21
Vanderbilt	45/15	42/37	87-52	+35	30-54/17-46	.556/.370	10-17/9-24	.588/.375	17-23/9-18	.739/.500	29/29 -	18/10	7/20	6/3	7/2	20/19
Florida	29/33	36/21	65-54	+11	23-56/22-63	.411/.349	6-21/5-19	.286/.263	13-16/5-10	.813/.500	46/34 +12	13/7	12/9	2/6	4/7	12/15
SOUTH CAROLINA	39/28	37/20	76-48	+28	25-61/19-53	.410/.358	5-16/5-17	.313/.294	21-27/5-14	.778/.357	50/27 +23	11/10	14/19	1/2	11/6	17/19
RV/#21 Mississippi State	40/25	31/42	71-67	+4	27-57/23-53	.474/.434	7-18/7-16	.389/.438	10-17/14-18	.588/.778	35/28 +7	13/7	9/9	4/6	4/7	18/19
#19/21 LSU	40/32	31/41	71-73	(2)	25-60/24-56	.417/.429	5-19/6-21	.263/.286	16-23/19-22	.696/.864	39/32 +7	14/11	9/8	1/4	3/8	17/17
#1/1 TENNESSEE	37/31	49/38	86-69	+17	29-53/24-59	.547/.407	5-13/7-25	.385/.280	23-33/14-18	.697/.778	39/26 +13	14/11	11/9	6/1	6/4	15/25
Missouri	41/23	25/35	66-58	+8	20-42/22-59	.476/.373	7-19/9-27	.368/.333	19-22/5-7	.864/.714	28/34 (6)	10/11	14/12	3/0	3/4	16/21
RV/RV AUBURN	45/31	35/22	80-53	+27	30-55/19-58	.545/.328	11-24/8-27	.458/.296	9-12/7-11	.750/.636	43/24 +19	15/8	11/9	7/1	5/6	10/12
ARKANSAS	28/39	42/27	70-66	+4	21-42/23-61	.500/.377	6-13/10-20	.462/.500	22-32/10-15	.688/.667	40/27 +13	12/14	15/7	7/3	4/7	19/23

Note: Game totals are displayed in the format TEAM/OPPONENT for each category