



KENTUCKY

2018-19 MEN'S BASKETBALL




8 NATIONAL CHAMPIONSHIPS | MOST WINS IN COLLEGE BASKETBALL | 48 SEC TITLES | 31 SEC TOURNAMENT CHAMPIONSHIPS | 55 ALL-AMERICANS | 126 NBA DRAFT PICKS

NR/RV FLORIDA (17-13, 9-8) at #6/6 KENTUCKY (25-5, 14-3)

Saturday, March 9 • 2 p.m. ET • Rupp Arena (23,000) • Lexington, Ky.

#UFvsUK #DreamBIG @KentuckyMBB

THE BASICS



Series Breakdown

- Overall - UK, 101-40
- In Lexington - UK, 51-10
- Calipari vs. UF - 17-8
- White vs. UK - 3-4
- Current UK streak - W1

John Calipari	Mike White
Overall Record: 745-209*	Overall Record: 187-90
Record at UK: 300-69	Record at UF: 86-50
Overall Seasons: 27th	Overall Seasons: Eighth
At UK: 10th	At UF: Fourth

*on-court record

BY THE NUMBERS

2,288	All-time wins, NCAA leader
300	Cal is fourth-fastest coach to 300 wins at a DI school
25	Six straight 25-win seasons for the Wildcats
.936	Tyler Herro's current free-throw percentage


TALE OF THE TAPE

UK	STAT	UF
77.2	Points PG	68.7
66.5	Opp. Points PG	63.7
38.5	Rebounds PG	33.7
13.9	Assists PG	12.2
5.1	Blocks PG	3.9
6.1	Steals PG	7.4
.478	FG Pct.	.423
.352	3-Pt FG Pct.	.338
.739	FT Pct.	.724
.403	Opp. FG Pct.	.422
.352	Opp. 3-Pt FG Pct.	.316

A UK WIN WOULD ...

- Be its 16th in the last 18 games
- Earn UK a share of its 49th SEC regular-season championship if both LSU and Tennessee lose
- Earn the Cats the No. 2 seed in the SEC Tournament if Tennessee loses to Auburn (UK would then win the tiebreaker vs. UT as the Cats would be 2-0 vs. Auburn and UT would be 0-1)
- Move UK to 244-40 under John Calipari vs. Associated Press unranked competition
- Be UK's ninth straight on Senior Day (UK did not celebrate Senior Day last season)
- Be UK's 12th straight vs. an AP unranked foe

PREVIOUS GAME STARTERS




2

ASHTON HAGANS

6-3 • 192 • GUARD • FRESHMAN
CARTERSVILLE, GA. | NEWTON

Tied Kentucky record with eight steals vs. UNC | Naismith Defensive Player of the Year semifinalist | Leads UK with 4.3 assists per game | Third in the SEC with 1.8 steals per game Two-time SEC Freshman of the Week




3

KELDON JOHNSON

6-6 • 211 • GUARD • FRESHMAN
SOUTH HILL, VA. | OAK HILL ACADEMY

Three-time SEC Freshman of the Week | Third in scoring with 13.7 points per game | Scored 19 points in win over No. 1 Tennessee | Corralled a game-high 17 boards in win over Auburn | Coming off a 22-point outing at Ole Miss



14

TYLER HERRO

6-5 • 195 • GUARD • FRESHMAN
MILWAUKEE | WHITNALL HIGH SCHOOL

Averaging 14.1 points with team-high 53 3-pointers | Two-time SEC Freshman of the Week | Leads team with 24 double-figure scoring games | Shooting 93.6 percent at the free-throw line and made 57 of his last 58 attempts



23

EJ MONTGOMERY

6-10 • 225 • FORWARD • FRESHMAN
FORT PIERCE, FLA. | WHEELER

Started three of the last four games in place of the injured Reid Travis | Posted a double-double with 11 points and 13 rebounds vs. South Carolina | Averaging 4.0 points, 4.0 rebounds and 1.1 blocks | Led the Cats in blocks in 11 games



25

PJ WASHINGTON

6-8 • 228 • FORWARD • SOPHOMORE
DALLAS | FINDLAY PREP

Scored 20 or more in eight of last 13 | Team-leading seven double-doubles | Averaging team highs in points (14.9) and rebounds (7.4) | Semifinalist for Citizen Naismith Trophy | Oscar Robertson Trophy National POW on Feb. 18

LEADERS

POINTS PER GAME	
UK PJ Washington	14.9
UF KeVaughn Allen	12.2
REBOUNDS PER GAME	
UK PJ Washington	7.4
UF Kevarrius Hayes	6.1
ASSISTS PER GAME	
UK Ashton Hagans	4.3
UF Andrew Nembhard	5.1
STEALS PER GAME	
UK Ashton Hagans	1.8
UF KeVaughn Allen	1.4
3-POINTERS	
UK Tyler Herro	53
UF Noah Locke	75
FIELD-GOAL PERCENTAGE	
UK Nick Richards	.567
UF Kevarrius Hays	.646
FREE-THROW PERCENTAGE	
UK Tyler Herro	.936
UF KeVaughn Allen	.882

NEED TO KNOW

Kentucky is 996-281 (.780) all-time in SEC play. Only two other teams have won more than 700 league games

The Cats still have a shot at their 49th SEC regular-season championship but need both LSU and Tennessee to lose

UK will either be the No. 2 or No. 3 seed at the SEC Tournament depending on Saturday's results. UK needs a win and a Tennessee loss to move to No. 2

Reid Travis is day-to-day with a right knee sprain. He has missed the last four games after suffering the injury Feb. 19 at Ole Miss

Kentucky has won 15 of its last 17 games, is 11-4 against quadrant one opponents and is No. 5 in the NET

John Calipari won his 300th career game at UK on Tuesday. He won 300 games in the fourth-fastest time in NCAA Division I history (369 games)

SCHEDULE

OCTOBER						
26	2/2	-/-	^TRANSYLVANIA	SEC	W, 94-66	
NOVEMBER						
2	2/2	-/-	^INDIANA UNIV. OF PA.	SEC	W, 86-64	
6	2/2	4/3	vs. Duke ¹	ESPN	L, 118-84	
9	2/2	-/-	SOUTHERN ILLINOIS	SEC	W, 71-59	
14	10/2	-/-	NORTH DAKOTA ²	SEC	W, 96-58	
18	10/2	-/-	VMI ²	SEC	W, 92-82	
21	10/10	-/-	WINTHROP ²	SEC	W, 87-74	
23	10/10	-/-	TENNESSEE STATE ²	SEC	W, 77-62	
28	10/9	-/-	MONMOUTH	SEC	W, 90-44	
DECEMBER						
1	10/9	-/-	UNC GREENSBORO	ESPN2	W, 78-61	
8	9/8	-/-	vs. Seton Hall ³	FOX	L, 84-83 ^{OT}	
15	19/18	-/-	UTAH	ESPN2	W, 88-61	
22	19/18	9/10	vs. North Carolina ⁴	CBS	W, 80-72	
29	16/15	RV/RV	at Louisville	ESPN2	W, 71-58	
JANUARY						
5	13/14	-/-	at Alabama*	ESPN	L, 77-75	
8	18/18	-/-	TEXAS A&M*	SEC	W, 85-74	
12	18/18	-/-	VANDERBILT*	SEC	W, 56-47	
15	12/14	-/-	at Georgia*	ESPN	W, 69-49	
19	12/14	14/12	at Auburn*	ESPN	W, 82-80	
22	8/9	22/22	MISSISSIPPI STATE*	ESPN	W, 76-55	
26	8/9	9/10	KANSAS ⁵	ESPN	W, 71-63	
29	7/6	-/-	at Vanderbilt*	ESPN	W, 87-52	
FEBRUARY						
2	7/6	-/-	at Florida*	ESPN	W, 65-54	
5	5/5	-/-	SOUTH CAROLINA*	SEC	W, 76-48	
9	5/5	RV/21	at Mississippi State*	CBS	W, 71-67	
12	5/5	19/21	LSU*	ESPN	L, 73-71	
16	5/5	1/1	TENNESSEE*	ESPN	W, 86-69	
19	4/4	-/-	at Missouri*	ESPN	W, 66-58	
23	4/4	RV/RV	AUBURN*	CBS	W, 80-53	
26	4/4	-/-	ARKANSAS*	SEC	W, 70-66	
MARCH						
2	4/4	7/7	at Tennessee*	CBS	L, 71-52	
5	6/6	-/-	at Ole Miss*	ESPN	W, 80-76	
9	6/6	-/RV	FLORIDA*	CBS	2 p.m.	
13-17	-/-	-/-	SEC Tournament ⁶	ESPN/SEC	TBA	

All times Eastern | *SEC conference game | HOME GAMES IN CAPS | ^Exhibition
¹State Farm Champions Classic (Indianapolis | Bankers Life Fieldhouse)
²Ohio Valley Hardwood Showcase (Rupp Arena | Lexington, Ky.)
³Citi Hoops Classic (Madison Square Garden | New York)
⁴CBS Sports Classic (United Center | Chicago)
⁵SEC/Big 12 Challenge (Rupp Arena | Lexington, Ky.)
⁶SEC Tournament (Bridgestone Arena | Nashville, Tenn.)

BROADCAST INFO

CBS	CBS SPORTS	UK SPORTS NETWORK
Spero Dedes, play-by-play	Jim Spanarkel, analyst	Tom Leach, play-by-play Mike Pratt, analyst

SATELLITE RADIO
Sirius 84 | XM 84 | Internet 84



TV CHART



2 ASHTON HAGANS

Freshman | Guard
6-3 | 192
Cartersville, Ga.
Newton
@H23Ash
@ashton.hagans



3 KELDON JOHNSON

Freshman | Guard
6-6 | 211
South Hill, Va.
Oak Hill Academy
@keldonjohnson



4 NICK RICHARDS

Sophomore | Forward
6-11 | 244
Kingston, Jamaica
The Patrick School
@iamnickrichards
@nickrichards_
@iamnickrichards



5 IMMANUEL QUICKLEY

Freshman | Guard
6-3 | 185
Havre de Grace, Md.
The John Carroll School
@IQ_GodSon
@immanuelquickley_



10 JONNY DAVID

Senior | Guard
6-2 | 188
Pittsburgh
Mt. Lebanon
@JonnyDavid
@jdavid010
@JonnyDavidUK10



12 BRAD CALIPARI

Junior | Guard
6-0 | 179
Franklin Lakes, N.J.
MacDuffie School
@bradcalipari
@brad.calipari
@bradcalipari



13 JEMARL BAKER JR.

R-Freshman | Guard
6-4 | 192
Menifee, Calif.
Eleanor Roosevelt
@jemarlbakerjr
@jemarlbakerjr



14 TYLER HERRO

Freshman | Guard
6-5 | 195
Milwaukee
Whitnall
@raf_tyler
@nolimitherro



21 ZAN PAYNE

Freshman | G/F
6-4 | 240
Lexington, Ky.
Lexington Catholic
@youngpayne2321
@alexander.payne23



22 REID TRAVIS

Graduate | Forward
6-8 | 238
Minneapolis
Stanford University
@2ReidTravis2
@reid_travis_22



23 EJ MONTGOMERY

Freshman | Forward
6-10 | 225
Fort Pierce, Fla.
Wheeler
@E_Montgomery
@_mont23



25 PJ WASHINGTON

Sophomore | Forward
6-8 | 228
Dallas
Findlay Prep
@PJWashington
@pj_washington



JOHN CALIPARI

Head Coach
10th Season
@UKCoachCalipari
@UKCoachCalipari
@UKCoachCalipari



KENNY PAYNE

Assoc. Head Coach
Ninth season at UK
Fifth season as associate HC



TONY BARBEE

Assistant Coach
Fifth season at UK
Fourth season as assistant
@CoachTonyBarbee



JOEL JUSTUS

Assistant Coach
Fifth season at UK
Third season as assistant
@UKCoachJustus
@UKCoachJustus



JOHN ROBIC

Special Assistant
10th season at UK
Third season as special asst.

Pronunciation Guide

JEMARL Baker (Jamal)
Brad/John CALIPARI (cal-uh-PEAR-ee)
Ashton HAGANS (HAY-Gens)

Roster

ALPHABETICAL

NO.	NAME	POS.	HT.	WT.	CL.	HOMETOWN (PREVIOUS SCHOOL)
13	Jemarl Baker Jr.	G	6-4	192	R-Fr.	Menifee, Calif. (Eleanor Roosevelt)
12	Brad Calipari	G	6-0	179	Jr.	Franklin Lakes, N.J. (MacDuffie School)
10	Jonny David	G	6-2	188	Sr.	Pittsburgh (Mt. Lebanon)
2	Ashton Hagans	G	6-3	192	Fr.	Cartersville, Ga. (Newton)
14	Tyler Herro	G	6-5	195	Fr.	Milwaukee (Whitnall)
3	Keldon Johnson	G	6-6	211	Fr.	South Hill, Va. (Oak Hill Academy)
23	EJ Montgomery	F	6-10	225	Fr.	Fort Pierce, Fla. (Wheeler)
21	Zan Payne	G/F	6-4	240	Fr.	Lexington, Ky. (Lexington Catholic)
5	Immanuel Quickley	G	6-3	185	Fr.	Havre de Grace, Md. (The John Carroll School)
4	Nick Richards	F	6-11	244	So.	Kingston, Jamaica (The Patrick School)
22	Reid Travis	F	6-8	238	Gr.	Minneapolis (Stanford University)
25	PJ Washington	F	6-8	228	So.	Dallas (Findlay Prep)

Head Coach: John Calipari (Clarion, 1982)
Associate Head Coach: Kenny Payne (Louisville, 2003)
Assistant Coaches: Tony Barbee (UMass, 1993)
Joel Justus (UNC Wilmington, 2004)
Special Asst. to the Head Coach: John Robic (Denison, 1986)
Assoc. AD/Basketball Operations: Chris Woolard (UCLA, 1997)

Director of Basketball Admin.: Will Barton (Kentucky, 2013)
Strength Coach: Robert Harris (Kentucky State, 2009)
Athletic Trainer: Chris Simmons (Memphis, 2002)
Equipment Manager: Mark Evans (Kentucky, 2013)
Recruiting Analyst: Brady Kennedy (Kentucky, 2016)



POLLS, STATS, MEDIA INFO

Weekly Media Schedule

all times ET unless indicated otherwise

8 Fri.	9 Sat.	10 Sun.	11 Mon.	12 Tue.	13 Wed.	14 Thu.
Media: 2 p.m. Practice: 2:30 pm.	vs. Florida CBS 2 p.m. ET	Practice: 3:30 pm. No media availability	Practice: 2:30 pm. No media availability	Practice: 2:30 p.m. Media with players: 2 p.m.	Practice: 2:30 p.m. No media availability Travel day	Practice: TBD Media: Time TBD in Nashville, Tenn.

Communications & PR Staff



Eric Lindsey
Director
Cell - 859.619.0944
Email - eric.lindsey@uky.edu



Deb Moore
Associate Director
Cell - 859.559.5781
Email - deb.moore@uky.edu



Jake Most
Assistant Director
Cell - 516.996.3229
Email - jake.most@uky.edu

Media Information

CREDENTIAL REQUESTS

Requests for single-game credentials should be made as far in advance as possible and no later than five days prior to game day online at sportssystem.com/Kentucky.

CREDENTIAL CRITERIA

The University of Kentucky's decision to issue credentials to a media outlet for the purposes of covering a UK basketball home or away event is determined by a variety of factors. They include the following:

- Amount of coverage given to Kentucky throughout the season
- Intention/ability to cover all 22 sports at Kentucky
- Distribution/size of publication: free, subscription, sale on newsstands, website traffic, etc.
- Radio or TV station program format and size of audience
- Length of existence of the publication, amount of original copy generated, number of full-time employees of the publication and the journalistic experience of the reporter(s)
- Attendance at Kentucky media sessions, including Olympic sport opportunities
- Space availability
- Professionalism, which includes but is not limited to conduct at games, press conferences, practices, on social media, etc.

The University of Kentucky has the right to revoke credentials under its own discretion.

INTERVIEW POLICIES-GENERAL

All interviews with University of Kentucky basketball players or staff members must be arranged through the Communications and public relations office. Media should never contact a player or coach directly.

The Wildcat Coal Lodge, dormitories, team locker rooms and other team quarters are private team areas. Media members are not permitted in these areas unless accompanied by appropriate university personnel.

PRACTICE/PRESS CONFERENCES

Other than announced exceptions, UK basketball practices are closed to the media. UK will accept requests to attend practice. All requests must be made by 10 a.m. the day before the practice. In cases in which practices are open to the media, no cell phones are allowed in the practice facility.

Player interviews are conducted prior to practices the day before a game and will be available to all UK media in the Joe Craft Center lower-level lobby. UK will accept requests for player interviews, but they must be submitted 24 hours prior to the scheduled availability.

Coach John Calipari or an assistant coach will meet with members of the media immediately following player interviews in the lower level lobby of the Joe Craft Center.

Gameday shoot-arounds are closed to the media.

TELEPHONE PLAYER INTERVIEWS

Telephone interviews are available to the media on a call-back basis. Individual player and coach telephone numbers will not be given to members of the media.

Players are instructed not to conduct interviews when contacted directly by telephone. The communications and public relations office will arrange for telephone interviews at a time most convenient for the student-athlete.

Other special requests are handled on a case-by-case basis.

POSTGAME INTERVIEWS

Following each game, there is a cooling-off period, during which time the players shower and dress. Approximately 10 minutes after the game ends, Coach Calipari conducts his postgame press conference while a player is taken to the UK Sports Network.

Following Coach Calipari's press conference and the cooling-off period, selected UK players are brought to the media interview room.

The Polls

Associated Press Top 25 March 4

1. Gonzaga (42)
2. Virginia (21)
3. North Carolina
4. Duke (1)
5. Tennessee
6. **Kentucky**
7. Michigan
8. Texas Tech
9. Michigan State
10. LSU
11. Purdue
12. Houston
13. Kansas
14. Florida State
15. Virginia Tech
16. Marquette
17. Nevada
18. Kansas State
19. Buffalo
20. Cincinnati
21. Wisconsin
22. Wofford
23. Villanova
24. Maryland
25. UFC

Receiving Votes: Auburn, Mississippi State, Iowa State, Utah State, Washington, Louisville, New Mexico State, Baylor, Belmont, Old Dominion

USA Today Coaches Poll March 4

1. Gonzaga (27)
2. Virginia (5)
3. North Carolina
4. Duke
5. Tennessee
6. **Kentucky**
7. Michigan
8. Texas Tech
9. Purdue
10. LSU
11. Michigan State
12. Houston
13. Florida State
14. Kansas
15. Marquette
16. Virginia Tech
17. Kansas State
18. Nevada
19. Cincinnati
20. Buffalo
21. Wisconsin
22. Wofford
23. Villanova
24. Maryland
25. Iowa State

Receiving Votes: Washington, UCF, Louisville, Mississippi State, Auburn, Baylor, Utah State, Arizona State, Hofstra, Florida, VCU, Iowa, Texas, Belmont

UK in the Rankings

Team Rankings (through games on March 5)

Category	Stat	SEC [NCAA]
Scoring	77.2	4th [67th]
Scoring Defense	65.5	2nd [42nd]
Scoring Margin	+11.7	3rd [24th]
Free Throw %	.739	4th [66th]
Field Goal %	.478	2nd [35th]
Field Goal % Def.	.403	2nd [24th]
3-Point FG %	.360	5th [102nd]
3-Point FG % Def.	.352	13th [228th]
Rebounding Off.	38.5	1st
Rebounding Def.	29.6	1st
Rebounding Margin	+8.9	1st [4th]
Blocks Per Game	5.1	72nd [11th]
Assists Per Game	13.9	7th [137th]
Steals Per Game	6.1	9th [198th]
Turnover Margin	+0.2	9th [175th]
Assist/TO Ratio	1.1	5th [129th]
Off. Rebs. Per Game	11.6	5th [69th]
Def. Rebs. Per Game	26.9	3rd [61st]
Def. Rebound %	.741	1st
Off. Rebound %	.365	1st
3-Point FG Per Game	6.2	14th [313th]

Individual Rankings

Category/Player	Stat	SEC [NCAA]
Assists Per Game/Hagans	4.3	7th [118th]
Asst. to TO Ratio/Hagans	1.8	6th [149th]
Def. Rebs. Per Game/Washington	5.1	8th [171st]
Double-Doubles/Washington	7	5th [111th]
Field-Goal Pct./Washington	.525	3rd [74th]
Minutes Per Game/Herro	31.7	14th
Minutes Per Game/Johnson	30.7	19th
Off. Rebs. Per Game/Travis	2.6	6th [101st]
Points Per Game/Washington	14.9	10th
Points Per Game/Herro	14.1	12th
Points Per Game/Johnson	13.7	19th
Rebounds Per Game/Washington	7.4	76th [157th]
Rebounds Per Game/Travis	6.9	11th [217th]
Steals Per Game/Hagans	1.8	3rd [67th]

Upcoming in the SEC

March 9-17

Contest	Time	TV Network
Saturday, March 9		
Tennessee at Auburn	Noon	ESPN/2
Georgia at South Carolina	1 p.m.	SEC Network
Texas A&M at Mississippi State	2 p.m.	ESPN/2
Florida at Kentucky	2 p.m.	CBS
Ole Miss at Missouri	3:30 p.m.	SEC Network
Alabama at Arkansas	6 p.m.	SEC Network
Vanderbilt at LSU	8:30 p.m.	SEC Network
Wednesday, March 13 (SEC Tournament)		
Game 1: #12 seed vs. #13 seed	7 p.m.	SEC Network
Game 2: #11 seed vs. #14 seed	9:30 p.m.	SEC Network
Thursday, March 14 (SEC Tournament)		
Game 3: #9 seed vs. #8 seed	1 p.m.	SEC Network
Game 4: Game 1 winner vs. #5 seed	3:30 p.m.	SEC Network
Game 5: #10 seed vs. #7 seed	7 p.m.	SEC Network
Game 6: Game 2 winner vs. #6 seed	9:30 p.m.	SEC Network
Friday, March 15 (SEC Tournament)		
Game 7: Game 3 winner vs. #1 seed	1 p.m.	ESPN
Game 8: Game 4 winner vs. #4 seed	3:30 p.m.	ESPN
Game 9: Game 5 winner vs. #2 seed	7 p.m.	SEC Network
Game 10: Game 6 winner vs. #3 seed	9:30 p.m.	SEC Network
Saturday, March 16 (SEC Tournament)		
Game 11: G7 winner vs. G8 winner	1 p.m.	ESPN
Game 12: G9 winner vs. G10 winner	3:30 p.m.	ESPN
Sunday, March 17 (SEC Tournament)		
Game 13: G11 winner vs. G12 winner	1 p.m.	ESPN

All times Eastern

SEC Standings (through games on March 6)

Team	SEC Record	Overall Record	Games Back
LSU	15-2 (.882)	25-5 (.833)	-
Tennessee	15-2 (.882)	27-3 (.900)	-
Kentucky	14-3 (.824)	25-5 (.833)	1.0
South Carolina	10-7 (.588)	15-15 (.500)	5.0
Auburn	10-7 (.588)	21-9 (.700)	5.0
Mississippi State	9-8 (.529)	21-9 (.700)	6.0
Florida	9-8 (.529)	17-13 (.567)	6.0
Ole Miss	9-8 (.529)	19-11 (.633)	6.0
Alabama	8-9 (.471)	17-13 (.567)	7.0
Arkansas	7-10 (.412)	16-14 (.533)	8.0
Texas A&M	6-11 (.353)	13-16 (.448)	9.0
Missouri	5-12 (.294)	14-15 (.483)	10.0
Georgia	2-15 (.118)	11-19 (.367)	13.0
Vanderbilt	0-17 (.000)	9-21 (.300)	15.0





DREAMBIG

KELDON JOHNSON

ASHTON HAGANS

REID TRAVIS

TYLER HERRO

PJ WASHINGTON



2018 - 2019

AWARDS CANDIDATES

FOR MORE INFORMATION, VISIT: UKATHLETICS.COM/DREAMBIG



3

KELDON JOHNSON
G • 6-6, 211 • FR

- Three-time SEC Freshman of the Week
- Averaging a team-best 16.3 points per game on 52.3-pct. shooting and 45.5 pct. from behind the arc, in addition to 5.1 rebounds per game, in UK's eight games vs. AP Top 25 teams
- Scored 15 or more points in six of UK's eight games vs. AP ranked teams, including three with 20 or more
- UK is 5-0 when he makes at least three 3-pointers



2

ASHTON HAGANS
G • 6-3, 190 • FR

- Two-time SEC Freshman of the Week
- Recorded at least three steals in seven straight games from Dec. 22 to Jan. 22, setting a school record while becoming the first major-conference freshman with three or more steals in seven straight since 2003-04
- Tied school record for most steals in a game with eight vs. No. 9 North Carolina
- Naismith National Defensive Player of the Year semifinalist



22

REID TRAVIS
F • 6-8, 238 • GS

- Averaging 11.3 points and 6.9 rebounds per game while shooting 51.6 pct. from the field
- Blocked 20 shots in 26 games, one short of his prior four seasons at Stanford
- Averaging 14.6 points and a team-best 8.9 rebounds in UK's seven games vs. AP Top 25 opponents
- Four 20-point scoring games and four double-doubles
- Senior CLASS Award finalist - seniorclassaward.com/vote/



14

TYLER HERRO
G • 6-5, 195 • FR

- Two-time SEC Freshman of the Week
- USBWA Wayman Tisdale National Freshman of the Week (Jan. 3)
- Averaging 13.8 points with a team-high 51 3-pointers
- Averaged team-best 15.5 points on 50.5-pct. shooting in UK's 10 road games
- Team is 16-0 when he scores 15 points or more
- Shooting 93.6 percent from the free-throw line



25

PJ WASHINGTON
F • 6-8, 228 • SO

- Two-time SEC Player of the Week
- USBWA Oscar Robertson National Player of Week (Feb. 19)
- Averaging team highs in points (14.9), rebounds (7.4)
- Ten games with 20 or more points
- Seven double-doubles
- Naismith Trophy semifinalist and Karl Malone Award (best power forward) finalist

Honoring the Cats

Ashton Hagans

- Naismith National Defensive Player of the Year Semifinalist
- SEC Freshman of the Week (Jan. 14)
- SEC Freshman of the Week (Dec. 24)

Tyler Herro

- SEC Freshman of the Week (Jan. 21)
- USBWA Wayman Tisdale National Freshman of the Week (Jan. 2)
- NCAA.com National Player of the Week (Dec. 31)
- Bluegrass Sports Commission MVP of UK-Louisville Game (Dec. 29)
- SEC Freshman of the Week (Dec. 31)
- Jerry West Award Preseason Watch List

Keldon Johnson

- Julius Erving Award Midseason Finalist
- SEC Freshman of the Week (Jan. 28)
- John R. Wooden Award Midseason Top 25
- SEC Freshman of the Week (Dec. 17)
- SEC Freshman of the Week (Nov. 26)
- John R. Wooden Award Preseason Top 50
- Citizen Naismith Trophy Early Season Watch List
- Julius Erving Award Preseason Watch List

Nick Richards

- Kareem Abdul-Jabbar Award Preseason Watch List

Reid Travis

- 3x3U National Championship Late Season Watch List
- Senior CLASS Award Finalist
- Lute Olson Award Midseason Watch List
- John R. Wooden Award Preseason Top 50
- NABC Division I Player of the Year Watch List
- Citizen Naismith Trophy Early Season Watch List
- Preseason AP All-American Honorable Mention
- Preseason All-SEC First Team
- Karl Malone Award Preseason Watch List

PJ Washington

- Karl Malone Award Finalist
- Citizen Naismith Trophy Semifinalist
- USBWA Oscar Robertson National Player of the Week (Feb. 19)
- SEC Player of the Week (Feb. 18)
- Citizen Naismith Trophy Midseason Watch List
- Karl Malone Award Midseason Watch List
- SEC Co-Player of the Week (Feb. 4)
- John R. Wooden Award Preseason Top 50
- NABC Division I Player of the Year Watch List
- Citizen Naismith Trophy Early Season Watch List
- Preseason All-SEC Second Team
- NBC Sports Preseason All-America Fourth Team
- Karl Malone Award Preseason Watch List

Calipari Notches 300th Win at Kentucky as Wildcats Outlast Rebels

OXFORD, Miss. - PJ Washington is in the discussion for Southeastern Conference Player of the Year, but he was a missing man during the first half Tuesday night, banished to the bench by early foul trouble.

At halftime, Kentucky coach John Calipari had a message for him: Get ready, because the ball's coming to you. Washington responded with all 13 of his points in the second half to help No. 6/6 Kentucky earn a hard-fought 80-76 victory over Mississippi. The 6-foot-8 sophomore shot 6 of 10 from the field after the break, converting several big buckets to hold off the Rebels.

"I told him at halftime we're throwing to you every time," Calipari said. "So you be who you're supposed to be. And he was." Kentucky (25-5, 14-3 Southeastern Conference) bounced back from its 71-52 loss at Tennessee on Saturday. Keldon Johnson led the Wildcats with 22 points and Tyler Herro scored 20 on 8-of-12 shooting. EJ Montgomery blocked a career-high four shots.

Kentucky shot 55.4 percent from the floor and dominated in the paint with 34 points. The efficient performance was a welcome change after the Wildcats made just 14 field goals and shot 32 percent in the loss to Tennessee.

"We just came in focused and did what we usually do," Johnson said. "We put the last game behind us and didn't really think about it. We came into this game ready to attack and be aggressive."

Ole Miss (19-11, 9-8) has lost three straight and four of five. The Rebels trimmed their deficit to 78-76 with six seconds left, but Immanuel Quickly made two free throws to put the game out of reach. Kentucky made five of its last six free throws in the closing minutes, including the two by Quickly and two by Herro in the final 17 seconds.

Terence Davis led the Rebels with 25 points and 12 rebounds on his Senior Night. Breein Tyree scored 21.

"We had great energy," coach Kermit Davis said. "I thought our team played the entire game. Kentucky's just good. They're maybe a No. 1 seed (in the NCAA Tournament). That's just who they are. They're a tough cover for a lot of different teams."

- UK finished the season 8-2 in true road games this season
- Kentucky's seven turnovers were its second fewest in a game this year
- UK made just four 3-pointers, tying its season low, which it has equaled on seven occasions
- The Wildcats made 55.4 percent of their shots. They're 13-0 when shooting 50 percent or better
- UK outscored Ole Miss 34-24 in the paint and is now 22-3 when winning the battle in the lane
- Calipari reached win No. 300 in the fourth-fastest time span in NCAA Division I history
- Calipari is 243-40 all-time against AP unranked competition at UK
- He improved to 15-4 vs. Ole Miss in his career
- Kentucky is 16-0 this season when Herro scores at least 15 points
- Johnson's nine made field goals was a career high, and his 20-point game was his first since Jan. 18
- Herro's 20-point game was his fifth of the season, and he now leads the team with 24 games in double figures
- UK's 55.4-percent day from the field was its second best on the road in the SEC under Calipari

UK Still in Hunt for SEC Title

Although the odds are stacked against Kentucky, the Wildcats are still technically in the hunt for their 49th Southeastern Conference regular-season championship. A game back in the standings with one game to play, UK would need to win Saturday vs. Florida and for both LSU and Tennessee to lose.

If that were to happen, all three teams would finish 15-3 in the standings and share the conference crown. Although Kentucky would fall to No. 3 in the SEC Tournament seedings, all three teams would be co-champions.

In that case, it would be UK's sixth SEC regular-season crown under Calipari and fourth in the last five seasons.

Cats Land Either No. 2 or No. 3 Seed in SEC Tournament

With LSU's win over Florida on Wednesday, the Tigers eliminated Kentucky from the No. 1 seed in the Southeastern Conference Tournament. With LSU owning all possible tiebreakers over Kentucky, the Cats, already owning one of the four coveted double byes, will now either land the No. 2 or No. 3 seed in next week's SEC Tournament depending on Saturday's results.

How will Kentucky be the No. 2 seed? Kentucky needs to win against Florida and needs Auburn to beat Tennessee. In that scenario, the Wildcats would win the tiebreaker vs. Tennessee because the two schools split their regular-season matchups, both lost to LSU (0-1 vs. 0-1), both went undefeated (2-0 vs. 1-0) vs. South Carolina (in the case South Carolina is the No. 4 seed), but Kentucky would have a better record vs. Auburn (2-0 vs. 0-1), which would be the next tiebreaker at that point.

Kentucky has never played earlier than the quarterfinals of the SEC Tournament in all 10 seasons under Calipari. UK has appeared in eight of the last nine championship games, winning seven of them including each of the last four.

Kentucky to Honor Jonny David and Reid Travis on Senior Day

Kentucky will celebrate senior Jonny David and graduate transfer Reid Travis on Saturday for Senior Day. The Wildcats are 94-19 all-time on Senior Day, including a perfect 8-0 mark under John Calipari. The Wildcats did not have a senior on its roster a season ago.

The ceremony will include a video tribute, more than 23,000 fans singing "My Old Kentucky Home" and the presentation of a framed jersey for each player. The ceremony, which the late Al McGuire once called "the most touching moment in all of sports" will begin at approximately 1:45 p.m.

Calipari Moves into Second Place on UK's Wins List, Captures Win No. 300

A 66-58 win on the road at Missouri may have seemed like business as usual for the Wildcats, but it served as a major coaching milestone for head coach John Calipari. The win signified No. 297 as UK's head coach, which tied him with Joe B. Hall for the second most by a Kentucky head coach. He moved past Hall last week with an 80-53 win over Auburn.

Now, only Adolph Rupp owns more victories as UK's head coach than Calipari.

Having coached 369 games to date with the Wildcats, he became the fourth fastest coach to 300 wins at one program in NCAA history with a win at Ole Miss on Tuesday. Bill Self at Kansas won his 300th game in the fastest time span of 358 games. Claire Bee did it in 359 games at Long Island and Rupp achieved win No. 300 in just 366 career games.

Travis Day-to-Day With Right Knee Sprain

Forward Reid Travis was expected to miss at least two weeks after spraining his right knee vs. Missouri on Feb. 19. He's now listed as day-to-day.

Travis sprained his knee midway through the second half vs. Mizzou when a teammate attempting to rebound a ball inadvertently fell into Travis' right knee. Travis stayed in the game for two possessions before walking gingerly under his own power off the court and into the locker room.

The graduate transfer from Stanford has been one of the key components to Kentucky's 25-5 start, which includes a 5-3 record vs. Associated Press Top 25 teams and has positioned the Wildcats for a potential top seed in the NCAA Tournament.

Travis is averaging 11.3 points and 6.9 rebounds for the Wildcats while shooting 51.6 percent from the floor and 73.0 percent at the free-throw line. He's started 23 of 25 games he's played, scored in double figures in 14 of them, and posted four games with 20 or more points. He's also recorded two double-doubles.

His presence was missed in the rematch with Tennessee. After defeating the Volunteers by 17 with Travis in the lineup -- John Calipari called him the "difference maker" in the win -- UK struggled mightily in the second game vs. UT, losing by 19 points.



NOTES

2018-19 Lead-Deficit Comparison

Opponent	Biggest Lead	Biggest Deficit	Biggest Run	Changes	Ties	Led	Trailed	Result
vs. Duke	None	37 (2nd)	7-0	0	0	0:00	39:14	L, 118-84
S. ILLINOIS	12 (2nd)	8 (1st)	9-0	5	3	17:40	19:31	W, 71-59
N. DAKOTA	38 (2nd)	4 (1st)	15-0	5	2	35:45	1:32	W, 96-58
VMI	19 (2nd)	2 (1st)	12-0	8	6	31:53	2:20	W, 92-82
WINTHROP	26 (2nd)	1 (1st)	11-0	2	0	39:22	0:21	W, 87-74
TENNESSEE ST.	20 (2nd)	6 (1st)	11-0	3	2	29:28	8:45	W, 77-62
MONMOUTH	47 (2nd)	N/A	11-0	0	2	38:53	0:00	W, 90-44
UNCG	17 (2nd)	5 (1st)	10-0	5	5	16:52	19:45	W, 78-61
vs. Seton Hall	8 (1st)	4 (2nd)	8-0	13	11	24:19	7:40	L, 84-83 ^{OT}
UTAH	28 (2nd)	8 (1st)	13-0	2	2	33:21	5:06	W, 88-61
vs. N. Carolina	12 (2nd)	3 (1st)	5-0	2	4	35:33	2:53	W, 89-72
at Louisville	16 (2nd)	3 (1st)	11-0	3	3	36:24	1:09	W, 71-58
at Alabama	5 (1st)	11 (2nd)	10-0	10	9	10:10	25:49	L, 77-75
TEXAS A&M	14 (1st)	10 (1st)	13-0	1	0	30:13	8:09	W, 85-74
VANDERBILT	11 (2nd)	12 (1st)	7-0	1	2	18:48	19:52	W, 56-47
at Georgia	20 (2nd)	5 (1st)	11-0	3	3	30:52	6:14	W, 69-49
at Auburn	17 (2nd)	3 (1st)	11-0	7	7	32:25	4:17	W, 82-80
MISSISSIPPI ST.	21 (2nd)	4 (1st)	10-0	1	0	38:20	0:50	W, 76-55
KANSAS	10 (2nd)	10 (1st)	9-0	6	5	18:58	15:37	W, 71-63
at Vanderbilt	38 (2nd)	1 (1st)	14-0	4	1	37:19	1:22	W, 87-52
at Florida	11 (2nd)	11 (2nd)	14-0	7	4	7:17	31:25	W, 65-54
SOUTH CAROLINA	29 (2nd)	4 (1st)	10-0	7	5	29:53	8:01	W, 76-48
at Mississippi St.	18 (2nd)	2 (1st)	9-0	5	4	32:40	3:18	W, 71-67
LSU	9 (2nd)	5 (2nd)	6-0	10	7	28:06	8:19	L, 73-71
TENNESSEE	24 (2nd)	2 (1st)	16-0	1	0	38:36	0:28	W, 86-69
at Missouri	20 (2nd)	3 (1st)	8-0	3	1	37:43	0:42	W, 66-58
AUBURN	33 (2nd)	2 (1st)	18-0	3	0	37:18	2:26	W, 80-53
ARKANSAS	6 (2nd)	15 (2nd)	12-0	2	2	12:37	24:46	W, 70-66
at Tennessee	6 (1st)	20 (2nd)	7-0	5	1	3:08	35:42	L, 71-52
at Ole Miss	8 (1st)	6 (1st)	8-0	9	11	20:12	14:04	W, 80-76
FLORIDA								
BIGGEST/MOST	47	37	18-0	13	11	39:22	39:14	
TOTALS						804:05	319:37	

Wildcats Eye a Top Seed

When the NCAA Division I Men's Basketball Committee released its top 16 seeds for the NCAA Tournament bracket unveil on Feb. 9, Kentucky was tabbed the top overall No. 2 seed.

UK was ranked the No. 5 overall team and a No. 2 seed alongside Michigan, North Carolina and Michigan State, in that order. The No. 1 seeds, in order of rank, were Duke, Tennessee, Virginia and Gonzaga.

Kentucky definitely has a shot at a No. 1 seed with a strong profile to this point and more opportunities ahead. The Feb. 16 victory over a projected one seed, Tennessee, certainly had to help, and many major projections now have the Wildcats on the top seed line.

UK checks in at No. 5 in the March 5 NET rankings with a 10-4 record vs. quadrant one teams, including five of those victories away from home.

Washington Emerging as National Award Candidate

PJ Washington was always capable of being one of the best players in college basketball, and there were signs of it through the first year and a half of his career.

But it was those glimpses -- take, for instance, a career-high 29-point, 12-rebound, four-block, four-assist game vs. Seton Hall in December, or a near triple-double (11 points, 10 rebounds and a career-high eight assists) vs. North Carolina in the CBS Sports Classic -- that had John Calipari wanting more from his sophomore forward.

"I think when he plays at a different pace, a different level of intensity, a different level of bouncing and alertness, I'm telling you, he's as good as anybody in the country," Calipari said following Washington's performance vs. Kansas. "He is. When he doesn't, he's OK. He's just OK. So that becomes, what do you want? And then when you play that way ... that's when you become special."

Washington has decided he wants to be special.

He's emerged as a leading candidate for national award consideration, including Southeastern Conference Player of the Year and All-America status, especially with the way he's played the last month.

Over a 10-game stretch from Jan. 22 to Feb. 23, he averaged 21.0 points and 7.9 rebounds while shooting 55.7 percent and 52.8 percent from long range with 19 made 3-pointers (including a career-high five vs. Auburn).

The two-time SEC Player of the Week scored 20 or more points in eight of those 10 games and posted three straight double-doubles vs. Kansas, at Vanderbilt and at Florida to become the first Wildcat with three straight double-doubles since Julius Randle did it four times in March 2014. He has a team-high seven double-doubles overall.

The 6-foot-8 forward is UK's leading scorer (14.9 points per game) and rebounder (7.4 rebounds per game). His scoring average goes up to 16.2 in Southeastern Conference games. He's averaging 16.1 points in Kentucky's eight games vs. Associated Press Top 25 opponents. As of March 5, he is 153 points shy of becoming UK's 61st member of the 1,000-point club.

A year after hitting just five 3s in 37 games at a 23.8-percent rate, he's already drained 30 this season in 30 games and is making them at a 43.5-percent clip. He's 21 of 43 (48.8 percent) over his last 15 games.

Through games on March 5, he was one of just five players nationally standing 6-8 or taller averaging at least 14.5 points per game, shooting at least 50 percent from the field, at least 40 percent from 3-point range and with at least 30 made 3-pointers.

Said Auburn head coach Bruce Pearl after Washington torched the Tigers for 24 points and a career-high five 3-pointers in the game in Rupp Arena: "He's a national player of the year candidate without question."

On Feb. 19 he was named the Oscar Robertson National Player of the Week by the U.S. Basketball Writers Association after leading UK to a win over then-top-ranked Tennessee. He became UK's first winner of award since Kevin Knox won it Jan. 31, 2018, and the fifth Wildcat overall since its inception in 2009-10, joining Knox, Malik Monk (2016-17), Julius Randle (2013-14) and Doron Lamb (2010-11).

This week he was named one of 10 semifinalists for the Citizen Naismith Trophy, awarded by the Atlanta Tipoff Club to the national player of the year, and one of five finalists for the Karl Malone Award, which goes to the Naismith Memorial Basketball Hall of Fame's top power forward.

Johnson Relishes Big Stage

If you've watched Kentucky in some of its biggest games of the season, chances are you've noticed Keldon Johnson making a major impact.

Whether it's scoring the ball, making a timely 3 or lifting the Wildcats with his emotion, he's usually at the center of the big stage.

Johnson is averaging a team-best 16.3 points per game on 52.3-percent shooting and 45.5 percent from behind the arc, in addition to 5.1 rebounds per game, in UK's eight matchups with Associated Press Top 25 foes. That includes a 19-point outing in the win over top-ranked Tennessee on Feb. 16.

He's what they call a "gamer."

But Johnson's ability to step up when needed doesn't just pertain to matchups vs. AP Top 25 opponents. Take, for instance, the first half of the season. As Kentucky searched for an identity, Johnson was UK's most consistent scorer.

He scored in double figures in 13 of the Wildcats' first 14 games, including four games of 20 or more points during that stretch.

Johnson's scoring average (13.7) has gone down since as PJ Washington and Tyler Herro have emerged, but Johnson is still making a significant impact, if for



CATS IN THE NBA

At the beginning of the 2018-19 season, 31 former Wildcats were on an opening-day roster, more than any other school in the country. The following listing is as of the NBA All-Star break.

Name	Team
Bam Adebayo	Miami Heat
Eric Bledsoe	Milwaukee Bucks
Devin Booker	Phoenix Suns
Isaiah Briscoe	Orlando Magic
Willie Cauley-Stein	Sacramento Kings
DeMarcus Cousins	Golden State Warriors
Anthony Davis	New Orleans Pelicans
Hamido Diallo	Oklahoma City Thunder
De'Aaron Fox	Sacramento Kings
Wenyen Gabriel	Sacramento Kings
Shaï Gilgeous-Alexander	Los Angeles Clippers
Terrence Jones	Houston Rockets
Enes Kanter	Portland Trail Blazers
Michael Kidd-Gilchrist	Charlotte Hornets
Brandon Knight	Cleveland Cavaliers
Kevin Knox	New York Knicks
Skal Labissiere	Portland Trail Blazers
Trey Lyles	Denver Nuggets
Darius Miller	New Orleans Pelicans
Jodie Meeks	Toronto Raptors
Malik Monk	Charlotte Hornets
Jamal Murray	Denver Nuggets
Nerlens Noel	Oklahoma City Thunder
Patrick Patterson	Oklahoma City Thunder
Alex Poythress	Atlanta Hawks
Julius Randle	New Orleans Pelicans
Rajon Rondo	Los Angeles Lakers
Karl-Anthony Towns	Minnesota Timberwolves
Jarred Vanderbilt	Denver Nuggets
John Wall	Washington Wizards

Several former Wildcats are among the NBA league leaders in the major statistical categories. Stats are through March 5. Former UK players are in **BOLD**.

Points Per Game

1. James Harden (Rockets) - 36.7
- 6. Anthony Davis (Pelicans) - 27.1**
- 14. Devin Booker (Suns) - 24.6**
- 15. Karl-Anthony Towns (Timberwolves) - 24.2**

Rebounds Per Game

1. Andre Drummond (Pistons) - 15.1
- 17. Anthony Davis (Pelicans) - 12.4**
- 17. Karl-Anthony Towns (Timberwolves) - 12.4**
- 15. Enes Kanter (Blazers) - 10.0**
- 20. Julius Randle (Lakers) - 8.9**

Assists Per Game

1. Russell Westbrook (Thunder) - 10.7
- 9. De'Aaron Fox (Kings) - 7.2**
- 13. Devin Booker (Suns) - 6.7**

Blocks Per Game

1. Myles Turner (Pacers) - 2.86
- 2. Anthony Davis (Pelicans) - 2.48**
- 10. Karl-Anthony Towns (Timberwolves) - 1.71**

Steals Per Game

1. Paul George (Thunder) - 2.27
- 16. De'Aaron Fox (Kings) - 1.69**
- 11. Anthony Davis (Pelicans) - 1.62**

Field-Goal Percentage

1. Gobert/Jordan - .648
- 17. Willie Cauley-Stein (Kings) - .538**
- 18. Enes Kanter (Blazers) - .539**
- 20. Julius Randle (Pelicans) - .530**

Double-Doubles

1. Andre Drummond (Pistons) - 51
- 8. Karl-Anthony Towns (Timberwolves) - 42**
- 11. Anthony Davis (Pelicans) - 34**
- 17. Julius Randle (Pelicans) - 26**
- 18. Enes Kanter (Blazers) - 25**

nothing else because of his efficiency.

He's making 46.5 percent from a guard position and he's become one of Kentucky's most consistent 3-point shooters with a 38.4-percent clip. Johnson is second on the team with 38 3-pointers, and UK is 5-0 this season when he makes at least three 3-pointers in a game.

Johnson is also averaging 5.8 rebounds per game, including a monster day on the boards when -- again -- Kentucky needed him most. Without forward Reid Travis down low (sprained right knee), Johnson stepped up his game on the glass with a career-high 17 boards, the most by a Wildcat in a Southeastern Conference game under John Calipari against Auburn.

His latest "big" moment came in the form of a 22-point, seven-rebound effort as UK wrapped up regular-season road action at Ole Miss on Tuesday. With Travis out for the fourth game and Washington limited in the first half due to foul trouble, it was Johnson who carried the Cats. He had 14 first-half points and five boards as UK kept the game within reach with its star sophomore on the bench for 13 minutes in the opening stanza.

Super Herro

In terms of productivity, PJ Washington has been Kentucky's best overall player this season, but Tyler Herro may be UK's most important.

The proof: UK is 16-0 this season when Herro scores 15 or more points. The Wildcats are 9-5 when he doesn't. In Kentucky's 25 wins he's averaging 14.8 points, 49.6-percent shooting and 41.7 percent from 3-point range. In the five losses, those numbers dip to 10.8 points per game, 31.7-percent shooting and 17.9 percent from behind the arc.

In other words, as Herro goes, so likely do the Wildcats.

Herro has proven to be much more than just a shooter, as many labeled him to be when he got to Kentucky. He's bucked those notions by becoming a lethal scorer from anywhere on the floor (second on the team in scoring), a much-improved defender (32 steals), an underrated rebounder (4.5 boards per game) and one of the nation's best at the free-throw line (93.6 percent).

Having made 56 of his last 57 foul shots, he's on the verge of having not only one of the best seasons in program history but in the history of the collegiate game from the line. With a 93.6-percent rate and a minimum of 50 attempts, he would rank first in program history for free-throw percentage for a season. Kyle Macy holds the record at 91.2 percent in 1979-80. Herro is also making 98.2 percent of his foul shots during Southeastern Conference play. Only four players in NCAA Division I history since 1996-97 have made 98.2 percent or more of their foul shots in league play. His current mark would lead all major conference players since 1996-97 with Michigan's Daniel Horton's rate of 97.8 (89 of 91) in 2005-06 representing the current record.

Overall, Herro is averaging 14.1 points per game with a team-best 53 3-pointers and team-high 24 games in double figures. On the road he's been even better.

The freshman guard averaged 15.5 points on 50.5 percent from the field with 18 3-pointers in Kentucky's 10 true road games this season. Take away the uncharacteristic off day at Tennessee last weekend and his numbers balloon to a team-best 16.6 points on 54.1-percent shooting and 43.9 percent from behind the arc.

"I just like hitting big shots against people who don't like us," Herro said after going for 20 points with some big-time makes late in the game at Auburn.

Other key road performances included 15 second-half points on 5-of-7 shooting in the road win at Auburn, including the game-winning free throws, a key 3-pointer at Mississippi State to halt a furious comeback, 18 points at Missouri, and 20 points at Ole Miss including two late game-clinching free throws.

Herro scored at least 12 points in nine of the 10 away games and is one of five players nationally and the only freshman in the country averaging at least 15.0 points on the road while shooting at least 45 percent from the field, 39 percent from 3-point range and 90 percent from the free-throw line.

Herro's breakthrough performance came in the form of a career-high 24-point effort on the road at Louisville, which marked the second-most points ever by a UK freshman against its archrival. He was named the Bluegrass Sports Commission's MVP of the game and then went on to win the USBWA Wayman Tisdale's National Freshman of the Week honor. NCAA.com named him its national player of the week, and he took home SEC Freshman of the Week accolades.

As good as Herro has been on the road, you could argue he had no bigger performance this season than the one he had in a 15-point comeback effort against Arkansas at home. He poured in a career-high 29 points highlighted by a career-high five 3-pointers. He didn't miss a shot in the second half and went 6 of 6 from the charity stripe.

Big-Game Cal, Cats

John Calipari's teams aren't just good against the best teams in the country, they're great. Not only does Kentucky have a 57-29 record (.663) vs. Associated Press Top 25 teams, UK is 6-4 when both teams are ranked in the AP top five under Calipari following the Feb. 16 win over top-ranked Tennessee

All-time, Calipari is 12-8 when both teams are ranked in the AP top five. When both teams are ranked in the AP Top 25, Calipari's

Measurables



Top Wing Span

1. Nick Richards - 7'5"
2. PJ Washington - 7'3"
3. Reid Travis - 7'0.25"
4. EJ Montgomery - 6'11.5"
5. Keldon Johnson - 6'8.75"

Top Vertical

1. Immanuel Quickley - 37.0"
- T2. Johnson/Richards/Washington - 36.50"
5. Ashton Hagans - 36.0"
6. Reid Travis - 35.5"

Top Hand Width

1. Nick Richards - 10.5"
2. PJ Washington - 10.25"
3. EJ Montgomery - 10.0"
4. Ashton Hagans - 9.75"
5. Jemarl Baker Jr. - 9.25"



NOTES

all-time record is 80-52, including a 49-25 mark at Kentucky. When both are ranked in the top 10 he has a 26-17 record, including 15-10 at UK.

Dating back to last season's Southeastern Conference Tournament championship game, the Wildcats have won six of their last nine matchups when both opponents are ranked.

In terms of this season alone, Kentucky has answered the bell of big-time showdowns after an early season lesson vs. Duke. UK is 5-3 vs. AP top 25 teams this season, including three victories over top-10 foes.

When Kentucky beat then-No. 1 Tennessee on Feb. 19, it marked UK's first win vs. the AP No. 1 team since toppling Ohio State in the 2011 NCAA Tournament. All-time it was the Wildcats' eighth victory for the No. 1 team in 23 tries and its second largest margin of victory.

Calipari improved to 5-4 vs. the No. 1 team in his career with the win vs. Tennessee, including 2-2 at Kentucky. According to the SEC Network, there have been 87 coaches who have faced the No. 1 team in the country at least seven times but Calipari is the only coach with a winning record.

Three players in particular have stepped up in the top-25 matchups. Below are their averages in UK's eight games vs. AP Top 25 opponents:

- Keldon Johnson - 16.3 points per game, 5.1 rebounds per game, .523 field-goal percentage, .455 3-point FG pct.
- PJ Washington - 16.1 ppg, 6.9 rpg, .529 FG pct.
- Reid Travis (seven games) -14.6 ppg, 8.9 rpg, .534 FG pct.

Hold Them to 55 Points, 40 Percent

Defense has always been a recipe for success for the Wildcats under John Calipari. The special ingredient: 55 points. UK is a perfect 72-0 under Calipari when holding the opponent to 55 points or fewer, including 8-0 this season. The Wildcats are 168-7 (.960) under Calipari when limiting the opponent to 63 points or less. Kentucky's 61-59 loss to Tennessee in 2017-18 snapped a 60-game winning streak when holding the opponent to 63 or less.

Kentucky has also fared well when it keeps its opponents to less than a 40-percent field-goal clip from the floor. UK is 178-15 (.922) against opponents under Calipari when its field-goal percentage is 40 percent or lower, including 14-0 this season

This UK team has started to contribute to those stingy defensive numbers (see next section) ...

Defense Sets Kentucky Apart

After some early-season struggles on the defensive end, this Kentucky team found the look of John Calipari's past teams: stingy, physical and dominant during a 10-game winning streak midway through the season.

UK's field-goal defense, 3-point defense, steals per game and – the most important defensive statistic – points allowed per game all showed significant improvement as conference season rolled around, which included wins over four Associated Press Top 25 opponents, key road victories and against league foes at or near the top of the SEC standings.

Kentucky held seven of 10 opponents to less than 40-percent shooting which is almost always a recipe for success for Calipari's teams (see above note). Over the final five games, UK put together the longest such streak of opponents being limited to 40 percent or less since

the 2017-18 team concluded the season on a stretch of six such games.

Seven of those 10 opponents were also limited to 63 points or less. The Wildcats delivered Mississippi State (in Rupp), Georgia, Vanderbilt (in Rupp), South Carolina and Auburn (in Rupp) their season-low point totals at the time. That included limiting two straight opponents to 50 points or less (47 to Vanderbilt and 49 to Georgia), the first time that's happened since Feb. 14, 2015 vs. South Carolina (43) and Feb. 17, 2015 against Tennessee (48). Prior to the game at Mississippi State, UK had held five straight opponents to 63 or fewer, the first time that's happened since the 2014-15 team held eight straight teams to 63 or less from Jan. 13-Feb. 7, 2015.

Against Kansas, the Wildcats held the Jayhawks to just 20 points in the paint, their lowest total in two seasons, according to ESPN Stats & Info. Kentucky limited Vanderbilt to 17 second-half points in the teams' first meeting and then limited the Commodores to just 15 first-half points on Jan. 29 in Nashville. It was the fewest first-half points the Cats allowed since UCLA scored seven in the first 20 minutes on Dec. 20, 2014.

The Wildcats have hit a speed bump of sorts over their last seven games. Although opponents are still struggling to produce consistently from the field, an average of eight made 3-pointers and 12 made free throws per game have allowed the points per game number to swell to 66.6 per game.

Should the Wildcats want to make a run at both an SEC Tournament title and be the final team left standing in April, the defensive norm over the 10-game winning streak will need to re-emerge to be a staple for future success.

UK's defensive numbers serves as a snapshot of the defensive importance to success:

	Record	Opp. FG%	Opp. 3FG%	Opp. PPG
First 13 games	10-3	42.6	38.4	70.0
Winning Streak	10-0	37.9	32.1	58.9
Last 7 games	5-2	39.4	33.5	66.6

Kentucky Battle Tested Thanks to Difficult Schedule

Kentucky's schedule, as it is every year under John Calipari, is one of the best in the country.

As of March 5, UK's schedule ranks as the 15th toughest in the NCAA's NET rankings with 14 games vs. quadrant one teams. As the Associated Press Top 25 stands right now, Kentucky's 2018-19 schedule features 11 games vs. opponents either ranked in the AP Top 25 or receiving votes.

The good news is UK has played some of its best basketball against its best competition, boasting a 10-4 record vs. quadrant one teams and a 5-3 mark vs. teams that were ranked in the AP Top 25 at the time of the game.

That includes the victory over top-ranked Tennessee on Feb. 16 and a three-game buzzsaw vs. then-No. 14/12 Auburn on the road, then-No. 22/22 Mississippi State and then-No. 9/10 Kansas at home in January that the Wildcats went 3-0 against. It marked the first time since the 2015 NCAA Tournament UK faced three consecutive foes ranked inside the AP Top 25 and the first time in the regular season since the final three games of the 2005-06 regular season.

In the nonconference portion of the schedule, Kentucky faced the likes of Duke (Nov. 6) in Indianapolis in the State Farm Champions Classic, Seton Hall (Dec. 8) in Madison Square Garden in the Citi Hoops Classic, Utah (Dec. 15) in Rupp Arena, North Carolina (Dec. 22) in

UK's Record vs. AP Ranked Opponents and as an AP Ranked Opponent Under Cal

Kentucky (RK)	Opponent Rank																									RV	NR	TOTAL
	1	2	3	4	5	6	7	8	9	10	11	12	13	14	15	16	17	18	19	20	21	22	23	24	25			
1	-	0-1	0-1	1-0	2-0	2-0	-	2-0	1-0	-	0-1	-	-	-	-	2-0	1-0	1-0	-	1-0	3-0	1-0	-	-	-	6-2	46-2	69-7
2	-	-	-	0-1	1-0	0-1	-	-	-	-	-	1-0	1-0	-	1-0	-	1-0	-	0-1	-	-	-	-	-	-	4-0	23-0	32-3
3	-	-	-	1-0	-	-	-	-	0-1	-	-	1-0	-	-	-	-	-	-	-	0-1	-	-	-	-	-	1-0	17-0	20-2
4	-	0-1	-	-	-	-	0-1	-	-	-	-	-	-	1-0	-	-	-	-	-	-	-	-	-	-	1-0	2-0	8-2	12-4
5	1-0	-	-	-	-	0-1	-	-	-	1-0	-	-	-	-	-	-	-	-	0-1	-	-	-	-	1-0	-	1-0	9-0	13-2
6	-	-	-	-	-	1-0	1-0	-	0-1	-	-	-	-	-	-	-	-	-	1-0	-	-	-	-	-	-	1-0	7-0	11-1
7	-	-	-	0-1	-	-	-	-	-	-	-	-	-	-	-	-	-	-	-	-	-	-	-	-	-	-	4-1	4-2
8	-	-	-	-	-	-	-	-	1-0	-	-	-	1-0	-	-	-	-	-	-	-	-	-	1-0	-	0-1	2-3	11-0	16-4
9	-	-	-	-	-	-	-	-	-	-	-	-	-	-	-	-	-	-	-	-	-	-	-	-	-	-	3-2	3-2
10	-	-	-	-	-	-	-	-	-	-	-	-	-	0-1	-	-	-	-	-	-	-	-	-	-	-	0-3	10-1	10-5
11	1-0	-	-	-	-	-	1-0	0-1	-	-	-	1-0	-	-	-	-	0-1	-	-	-	2-0	-	-	-	-	-	6-1	11-3
12	-	-	-	-	-	-	-	-	-	-	-	-	1-0	-	1-0	-	-	-	-	-	-	-	-	-	-	1-0	2-1	5-1
13	-	-	-	-	-	-	-	-	-	-	-	-	-	-	-	-	-	-	-	-	-	-	-	-	-	-	6-2	6-2
14	-	-	0-1	-	-	-	-	-	-	-	-	-	-	-	-	-	-	-	-	-	-	-	-	-	-	1-1	7-1	8-3
15	-	-	-	-	-	-	-	-	-	-	-	1-0	-	-	-	-	-	-	-	-	-	-	-	-	-	1-0	3-0	5-0
16	-	-	-	-	-	-	-	-	-	-	-	-	-	-	-	1-0	-	-	-	-	-	-	-	-	-	2-0	4-1	7-1
17	-	-	-	-	-	-	-	-	-	-	-	-	-	-	-	-	-	-	-	-	-	-	1-1	-	-	-	3-2	4-3
18	-	-	-	-	-	-	-	-	-	-	-	-	-	-	-	-	-	-	-	-	-	0-1	-	-	-	3-2	6-2	9-4
19	-	-	-	1-0	-	-	-	-	1-0	-	-	-	-	-	-	-	-	-	-	-	-	-	-	-	-	-	2-0	4-0
20	-	-	-	0-1	-	-	-	-	-	-	-	-	-	-	-	-	-	-	-	-	1-0	-	-	-	-	-	3-1	4-2
21	-	-	-	-	-	-	-	-	-	-	-	-	-	-	-	-	-	-	-	-	-	-	-	-	-	1-0	2-1	3-1
22	-	-	-	-	-	-	-	-	-	-	-	1-0	-	-	-	-	-	-	-	-	-	-	-	-	-	1-0	5-1	7-1
23	-	-	-	-	-	-	-	-	-	-	-	-	-	-	-	-	-	-	-	-	-	-	-	-	-	0-1	3-0	3-1
24	-	-	-	-	-	-	-	-	-	-	-	-	-	0-1	-	-	-	-	-	-	-	-	-	-	-	-	0-1	0-2
25	0-1	-	-	-	-	-	0-1	-	-	-	-	-	-	-	-	-	-	-	-	-	-	-	-	-	-	-	1-1	1-3
RV	0-1	1-0	-	-	1-0	-	2-0	-	-	0-1	-	1-0	1-0	-	-	-	-	0-1	-	-	-	-	-	-	-	-	-	6-3
NR	-	-	-	0-1	-	-	-	-	-	-	1-0	-	-	-	-	1-0	-	-	-	-	-	-	-	-	-	-	-	2-1
TOTAL	2-2	1-2	0-2	3-4	4-1	2-1	4-2	3-0	3-2	1-2	1-1	4-0	5-0	2-1	1-1	4-0	3-0	1-2	1-2	1-1	4-0	4-0	1-2	1-1	1-0	Total	275-63	
																										Total	57-29	



Points Per Possession

Game	Off. PPP	Def. PPP
vs. Duke	1.02	1.44
SOUTHERN ILLINOIS	1.04	0.87
NORTH DAKOTA	1.35	0.82
VMI	1.31	1.17
WINTHROP	1.10	0.94
TENNESSEE STATE	1.07	0.86
MONMOUTH	1.30	0.64
UNC GREENSBORO	1.10	0.86
vs. Seton Hall	1.06	1.08
UTAH	1.40	0.97
vs. North Carolina	0.96	0.87
at Louisville	1.15	0.94
at Alabama	0.96	0.99
TEXAS A&M	1.16	1.01
VANDERBILT	1.00	0.84
at Georgia	1.06	0.75
at Auburn	1.19	1.16
MISSISSIPPI STATE	1.09	0.79
KANSAS	1.04	0.93
at Vanderbilt	1.32	0.79
at Florida	1.03	0.86
SOUTH CAROLINA	1.12	0.71
at Mississippi State	1.13	1.06
LSU	1.09	1.12
TENNESSEE	1.26	1.01
at Missouri	1.12	0.98
AUBURN	1.27	0.84
ARKANSAS	1.09	1.03
at Tennessee	0.79	1.08
at Ole Miss	1.18	1.12
FLORIDA		

Overall

UK offensive high - 1.40 vs. UTAH
 UK offensive low - 0.79 at Tennessee
 Kentucky SEC offensive high - 1.32 at Vanderbilt
 Kentucky SEC offensive low - 0.79 at Tennessee
 Kentucky postseason high -
 Kentucky postseason low -
 Opponent offensive high - 1.44 vs. Duke
 Opponent offensive low - 0.64 vs. MONMOUTH
 Opponent SEC offensive high - 1.16 at Auburn
 Opponent SEC offensive low - 0.71 S. CAROLINA
 Opponent postseason high -
 Opponent postseason low -

Clutch Free Throws

Free-throw totals during a single-digit game with 5:00 to play or OT:

Player	FTs (Pct.)
Quade Green	4-4 (1.000)
Tyler Herro	12-13 (.923)
Immanuel Quickley	13-15 (.867)
Keldon Johnson	12-16 (.750)
Reid Travis	5-7 (.714)
Ashton Hagans	13-19 (.684)
PJ Washington	15-24 (.625)
Nick Richards	1-2 (.500)
EJ Montgomery	0-1 (.000)
Kentucky	75-101 (.743)

Chicago in the CBS Sports Classic and concluded December with a road game at Louisville (Dec. 29).

Five of UK's nonconference opponents played in the NCAA Tournament last season. According to a survey among NCAA schools, that's tied for the third most in the country.

And that's just the nonconference slate. The SEC features eight teams in the NCAA Tournament a season ago and UK plays three of those teams twice. The league appears to be every bit as good as last season with three teams ranked in the top 10 of the AP Top 25 this week and two other teams receiving votes. In mid-January, six teams were in the AP Top 25 for the first time since Jan. 21, 2003.

S-E-C! S-E-C! S-E-C!

Kentucky has the unquestionable reputation as the league's gold standard. Since the SEC's inception in 1932-33, the Wildcats have been the most dominant team in the league, recording a 996-281 mark (.780) in regular-season conference play. Only two other teams have won more than 700 regular-season SEC games (Alabama and Tennessee), and no other team has a better winning percentage.

- Kentucky has averaged 11.6 wins and only 3.3 losses per season in 85 seasons in the SEC
- UK has won 48 SEC titles and 31 SEC Tournament championships
- The Wildcats have won 16 of the last 26 SEC Tournament titles
- Kentucky has won at least a share of five of the last nine SEC regular-season championships under head coach John Calipari
- UK has played in the championship game of the SEC Tournament in eight of Calipari's nine seasons, winning the tournament six times, including each of the last four
- Eight teams made the 2018 NCAA Tournament field, the second most of any league in the country and a new conference record. The league went 8-8
- Three teams from the SEC rank in the top 10 of the March 4 Associated Press Top 25 with another two teams receiving votes. In mid-January, the SEC had six teams in the AP Top 25, the most since the league had six on Jan. 21, 2003
- Seven SEC schools rank in the top 40 of the NCAA's March 5 NET rankings
- The SEC's .747 winning percentage entering league play was its second-best winning percentage in the last 10 years, behind only last season's .763 mark

And the Award Goes to ... Kentucky

As John Calipari's team has dominated the Southeastern Conference during his tenure, so too have his players.

A UK player has been named one of the weekly winners a league-leading nine times with PJ Washington winning SEC Player of the Week twice. Keldon Johnson has won Freshman of the Week three times while Tyler Herro and Ashton Hagans have each won it twice.

Kentucky has won more weekly SEC honors (98) than any other school during the Calipari era, including 78 SEC Freshman of the Week honors and 20 SEC Player of the Week awards.

When Washington won SEC Player of the Week two weeks ago, he became the first Wildcat to win the award twice in one season since Tyler Ullis won it two times during his 2015-16 SEC Player of the Year season. Washington is the fourth player in the Calipari era to win it multiple times in a season, joining Ullis, Julius Randle (2013-14) and Anthony Davis (2011-12).

Travis a Finalist for Senior CLASS Award

Reid Travis is one of 10 finalists for the Senior CLASS Award. Honoring student-athletes who excel both on and off the court, the candidates must be classified as an NCAA Division I senior and have notable achievements in four areas of excellence in community, classroom, character and competition to be eligible for the award.

An acronym for Celebrating Loyalty and Achievement for Staying in School, the Senior CLASS Award focuses on the total student-athlete and encourages students to use their platform in athletics to make a positive impact as leaders in their communities.

Travis is on the official ballot for a nationwide vote from fans, coaches and media. The winner will be announced during the 2019 NCAA Men's Final Four in Minneapolis in April.

Travis graduated from Stanford University in June with a degree in science, technology and society before transferring to Kentucky as a graduate student this summer. He is enrolled in UK's master's program in health promotion with an emphasis in sport leadership. Travis is intrigued by career aspirations in technology entrepreneurship after his time in Silicon Valley.

While at Stanford, he served the Ronald McDonald house once a month, interacting with families and serving dinner. The Cardinal became close with one particular patient, Ty from Lake Tahoe, and

the squad adopted him as a member of their team. Ty spent time at practices and games while getting treatment at Stanford. Additionally, Travis has been a mainstay as a volunteer alongside his mom, Jacqueline, at their hometown church in Minneapolis. He's assisted her with setups and the organization of various meals and mass preparation.

While at Kentucky, he helps oversee the execution of UK's God's Pantry initiative as a part of his "Good Deeds" project. He is a part of the organization of stuffing bagged lunches and deliveries to local elementary schools. The entire team participated in Samaritan's Feet in the Bahamas and worked with the Salvation Army at Thanksgiving.

On the court, he is a two-time First Team All-Pac 12 selection. He was named to the National Association of Basketball Coaches All-District First Team and the U.S. Basketball Writers Association All-District team a season ago. Travis capped his career with the Cardinal having become one of just three players in program history to amass at least 1,400 career points and 700 rebounds in fewer than 100 games played. He ranked third in the Pac-12 in both scoring (19.5 points per game) and rebounding (8.7 rebounds per game) while scoring in double-figures in all but one game.

This season, Travis is averaging 11.3 points and 6.9 rebounds per game for the 22-4 Wildcats. He's connecting on 51.6 percent of his field goals and 73.0 percent of his free throws. He's blocked 20 shots, already the most he's had in a single season during his career.

Travis has been at his best against the best. He's averaging 14.6 points and a team-best 8.9 rebounds in seven games he was available for vs. Associated Press Top 25 opponents.

John Calipari called him the "difference maker" in the win vs. top-ranked Tennessee on Feb. 16.

"You can say what you want, but he was a beast against another beast," Calipari said of Travis' physicality. "Like, it negated that (from Tennessee). You're not going to dominate us."

Travis' impact was obvious in the rematch with Tennessee. After beating the Volunteers by 17 with Travis, the Wildcats lost to UT by 19 without him.

Cats Cleaning the Glass

Although this Kentucky team isn't quite as long in the frontcourt as some of John Calipari's more recent teams, it has rebounded the ball in dominating fashion this season and the proof is in the numbers.

Kentucky is fourth in the nation in rebounding margin with a plus-8.9 margin and has outrebounded its opponents in 23 of 30 games. UK is 20-3 in those games.

UK has corralled 349 offensive rebounds on the season compared to just 282 for its opponents. The Cats have hauled in double-digit offensive rebounds in 18 of 30 games.

That rate has propelled the Wildcats to 11th in KenPom.com's rankings for offensive rebounding percentage at 36.5 percent (through games on March 5). The advantage on the offensive glass has enabled the Wildcats to average 11.5 second-chance points per game.

Prior to the Utah game, Kentucky had outrebounded eight consecutive opponents by a combined 138 rebounds, an average of plus-17.3 per game. It was the best eight-game stretch under Calipari.

Three Wildcats are averaging 5.8 rebounds or more per game, but sophomore PJ Washington has led the way with 7.4 boards per game. He's grabbed seven or more rebounds in 18 games with seven double-figure games (all resulting in double-doubles).

Washington grabbed a career-high 18 boards in the win over VMI with seven offensive boards and 11 on the defensive end.

The remarkable thing is Washington's 18-rebound game isn't even the best of the season. Against Southern Illinois, Nick Richards gobbled up a career-high 19 rebounds -- exactly what SIU totaled as a team -- to help lift Kentucky to a plus-29 margin on the boards. According to Big Blue History, a comprehensive fan website, it's the first time in school history a UK player has recorded as many rebounds as the opponent.

Richards had nine boards on the offensive end vs. SIU -- tied for the most in the Calipari era -- and 10 on the defensive end. The 19 total boards were the most by a Wildcat since Michael Kidd-Gilchrist had 19 in a win over Louisville on Dec. 31, 2011.

When Keldon Johnson grabbed 17 rebounds vs. Auburn at home, Kentucky became just the second team in college basketball this season to have three different players grab at least 17 rebounds in a game this season, according to STATS. It's happened just five times since the 1996-97 season.

Johnson's 17 rebounds were the most by a Wildcat in a Southeastern Conference game in the Calipari era.



NOTES

Hagans Puts Defense First

Ultimately the game of basketball is about who can score the most points, but if John Calipari was to write down some of the most important things that affect a basketball game, scoring would not be near the top of the list.

No player has had a bigger impact than Ashton Hagans doing the "other" things, especially defensively. Embracing his role as a defensive stopper, he has underscored the notion that there are other ways to affect the game than just scoring the ball.

Consider this: He's averaging 7.6 points on the season, but he's been one of the most important players in Kentucky's defensive surge during the second half of the season. Take, for example, the North Carolina win. Hagans scored seven points, but his fingerprints were all over the outcome, especially on the defensive end, where he tied a school record with eight steals (previously set by Wayne Turner on Nov. 24, 1997, vs. George Washington and Rajon Rondo on Feb. 19, 2005, vs. Mississippi State).

UNC head coach and Hall of Famer Roy Williams said it best: "Ashton Hagans is 2 for 6, seven points, and I thought in some ways he was more dominating in the game than anybody."

Hagans' 1.8 steals per game is ranked third in the Southeastern Conference and seventh nationally among all freshmen.

Prior to a two-steal night against Mississippi State at home, Hagans had corralled at least three steals in seven straight games. He's the only player in school history with such a streak (since steals became an official NCAA statistic in 1985-86). According to STATS, he was the first major-conference freshman with three or more steals in seven or more straight games since Wake Forest's Chris Paul did it 10 straight games in the 2003-04 season.

He has some catching up to do but Hagans has at least entered himself in the conversation for one of the best seasons in program history for steals. Rajon Rondo owns the record with 87 steals in 2004-05. Hagans has 55 to this point, which is already the fourth most for a freshman in school history.

His defensive effort has not gone unnoticed. He's one of 10 semifinalists for the Naismith National Defensive Player of the Year, as awarded by the Atlanta Tipoff Club. He's one of just three freshmen and one of two SEC players among the semifinalists.

And it's worth noting that as Hagans' defensive stock went on the rise, his offensive numbers followed. He's scored seven or more points in 16 of the last 24 games, including back-to-back-to-back career-high scoring days vs. Louisville (11), Alabama (12) and Texas A&M (18), followed by a 15-point effort vs. Vanderbilt. Hagans then topped it with a career-high 23-point effort in his homecoming on the road at Georgia.

In addition to his scoring output, he's also dished out three or more assists in 21 of the last 24 games and became the first UK player since Tyler Ulis in 2015-16 to register four straight games with six or more assists in games against No. 14/12 Auburn, No. 22/22 Mississippi State, No. 9/10 Kansas and at Vanderbilt. Ulis had a stretch of eight straight games with six or more assists.

For the season, he leads the Cats with 128 assists on the season for an average of 4.3 per game. That mark is good for seventh in the SEC and 17th among freshman nationally. The 128 assists is the eighth most in a single season by a UK freshman in program history.

Cats Not Counting on the Long Ball

While Kentucky has struggled to defend the 3, it hasn't relied on it offensively even though John Calipari thinks this team has the chance to be the best 3-point shooting team he's coached at Kentucky.

UK is generating just 24.0 percent of its points from 3-pointers, ranked 338th in the country, according to KenPom.com (through games on March 5). Although Calipari believes this is one of his best 3-point shooting teams, he's also called this more of a post-up team, and the numbers show it, as UK is taking just 17.1 3-point attempts per game.

But, it should be noted that while the numbers are low compared to the rest of the country, they're about the norm for Calipari's past Kentucky teams. There's an old expression in basketball that you live by the 3 or die by the 3, but UK has generally done neither under Calipari.

In fact, the Wildcats' 3-point field-goal attempt percentage of 30.7 percent is about average for Calipari's previous Kentucky teams, as is the make percentage of .360 (see numbers below).

Calipari would like to see his teams take between 20 to 24 3-point attempts per game, which UK has done seven times this season.

Year	Pct. of Attempts that were 3s	3-Point FG Pct.
2009-10:	.313	.331 (lowest)
2010-11:	.324 (highest)	.397 (highest)
2011-12:	.265	.378

2012-13:	.293	.346
2013-14:	.276	.332
2014-15:	.271	.349
2015-16:	.310	.366
2016-17:	.316	.353
2017-18:	.258 (lowest)	.357
2018-19:	.307	.360

UK's 3-Point Defense Returning to the Norm

John Calipari-coached teams are typically among the best in the country at defending the 3-point shot.

Dating back to 2008-09 (the first season the NCAA has 3-point field-goal percentage defense statistics readily available), Calipari's last 10 teams (including his 2008-09 Memphis squad) have ranked in the top 100 in all but one season in 3-point field-goal percentage defense. Three of those have ranked in the top 10 and not a single team allowed opponents to shoot better than 32.6 percent from behind the arc.

As a matter of fact, if one factors in Calipari's teams at UK, Memphis and UMass, only two teams have ever allowed the opposition to shoot better than 35.0 percent for a season and 14 of his prior 26 teams limited the opposition to 32.0 percent or less.

It was a different story for the early part of the season.

Punctuated by VMI's historic 3-point display in the middle of November, a performance that included 19 3-pointers -- the most ever by a Kentucky opponent -- and 10 by Bubba Parham, opponents were lighting up UK from deep in the nonconference season.

Winthrop followed the historic VMI performance with 13-pointers of its own, and after a three-game improvement vs. Tennessee State, Monmouth and UNC Greensboro, Seton Hall hit 11. Seven Kentucky opponents have hit 10 or more 3-pointers this season.

However, the Wildcats have made major improvements. UK's 3-point field-goal percentage defense is down to 35.2 percent, and although Kentucky's opponents are still averaging 7.9 3-point makes a game, it's far better than where the number was hovering in December.

The improvements have come in Southeastern Conference play, where opponents are making just 33.0 percent from behind the arc.

Although seven Kentucky opponents have hit 10 or more 3-pointers vs. UK this season, it's only happened three times in the last 21 games after happening four times in the first nine.

Taking Advantage of Free Points

One of Kentucky's strengths this season has been its success at the free-throw line. UK is earning 22.8 percent of its points at the charity stripe and connecting at a 73.9-percent rate. Kentucky's free-throw rate is ranked 18th in the country, according to KenPom.com (through games on March 5), while its make percentage is 66th in the nation.

Five players are shooting 70.7 percent or better, led by freshman Tyler Herro's 93.6 percent (Herro has made 56 of his last 57 foul shots).

Kentucky's strong performance at the line isn't relegated to its success rate of makes, but also the frequency in which the Cats are getting to the line and the number of makes per game. Through 30 games, Kentucky is traveling to the line an average of 23.8 times a game. The Wildcats are making an average of 17.6 a game. The opposition is averaging 10.8 makes on an average of 15.4 trips a game.

John Calipari's best free-throw shooting team at Kentucky shot 72.6 percent in 2014-15. The 2013-14 squad averaged the most trips (28.7) and makes (19.5) per game under Calipari's tutelage. UK's current free-throw percentage of .739 would be the highest since the 2008-09 team shot at a 77.3-percent clip.

Cats Deliver the Knockout Punch

UK is 256-5 (.981) in the John Calipari era when leading by at least 10 points at any time in the contest.

When Kentucky failed to put away South Carolina in 2017-18 after leading by as many as 14 points in the second half, it was the first time the Wildcats let a double-digit lead wind up in a loss since losing two such games in the 2015-16 campaign.

UK also gave away two double-digit leads during the 2012-13 season. Four of the five losses have been to conference opponents.

Perhaps most impressive of all is that 70.7 percent of games Calipari has coached in at Kentucky have produced 10-point leads at some point during the game for UK. The Wildcats have led by 10 points or more in a whopping 85.3 percent of Calipari's 300 career wins at Kentucky.

2018-19 Lineup Comparison

A breakdown of Kentucky's most used lineups, including a breakdown of each lineup's +/- statistics:

Most Frequent Lineups	Total Minutes	Points For	Points Against	+/-	+/- per 40 min.
Hagans, Johnson, Herro, Travis, Washington	260:24	555	474	+81	+12.44
Johnson, Herro, Travis, Washington, Quickley	71:41	129	103	+26	+14.51
Hagans, Johnson, Herro, Washington, Richards	69:28	149	110	+39	+22.46
Hagans, Johnson, Herro, Washington, Montgomery	56:46	99	83	+16	+11.27
Hagans, Johnson, Herro, Travis, Montgomery	45:43	78	83	-5	-4.37
Johnson, Herro, Washington, Richards, Quickley	40:23	81	56	+25	+24.76
Johnson, Herro, Travis, Quickley, Montgomery	29:09	70	44	+26	+35.68
Hagans, Herro, Travis, Washington, Baker	25:24	53	41	+12	+18.90
Hagans, Herro, Travis, Washington, Quickley	25:11	44	40	+4	+6.35
Johnson, Herro, Washington, Quickley, Montgomery	24:23	61	40	+21	+34.45



Taking Care of Business

Kentucky's 57-29 record vs. opponents ranked in the Associated Press Top 25 in John Calipari's tenure is impressive, but the Wildcats' ability to beat all-comers can't be overlooked. Under Calipari, UK is 243-40 vs. unranked competition, an .859 winning percentage.

Always Efficient

According to Ken Pomeroy's calculations on kenpom.com, UK's teams under John Calipari have consistently ranked among the most efficient teams in the country per possession.

Year	Offense (Rank)	Defense (Rank)	Overall
2019	118.0 (12)	90.8 (8)	9th
2018	115.8 (24)	95.4 (22)	17th
2017	119.1 (12)	91.4 (7)	4th
2016	120.4 (5)	98.0 (53)	6th
2015	119.3 (5)	86.5 (2)	1st
2014	117.6 (10)	96.9 (41)	11th
2013	108.8 (42)	99.1 (129)	42nd
2012	122.9 (2)	88.2 (9)	1st
2011	118.1 (7)	90.4 (15)	6th
2010	116.1 (15)	86.2 (6)	3rd

through games on March 5

Bounce Back

The Wildcats don't lose very often during the John Calipari era, but when they do, they almost always bounce back. UK improved to 49-12 under Calipari following its loss to Tennessee with a win over Ole Miss on the road.

The Wildcats have only lost back-to-back games 12 times during the Calipari era with three of those losses having come during a four-game losing streak from Feb. 3-14, 2018. That was the first four-game losing streak under Calipari.

Previously, the last time UK lost four games in a row was in February 2009, when the Wildcats dropped four straight games to end the regular season. It's the first time Calipari had lost four straight since the end of the 2004-05 season at Memphis.

Comeback Cats

Kentucky produced its biggest comeback of the season and its largest since a 17-point come-from-behind effort at West Virginia a season ago in a 15-point comeback against Arkansas last week.

In all, UK has trailed by double figures and rallied for wins in five games this season. Kentucky came back from double-digit deficits in back-to-back games against Texas A&M and Vanderbilt earlier this season, trailed by 10 to Kansas, and 11 at Florida. The five wins from double-digit deficits are the most in a single season since the 2016-17 squad also rallied for five wins after trailing by double figures. It's the third time under John Calipari a team has rallied for five wins. The 2013-14 "Cardiac Cats" also achieved five comeback wins.

The common denominators among all five games: slow starts. UK fell behind 10-0 to Texas A&M, Vanderbilt 16-4 in the first of two meetings, Kansas earned an early 10-point edge in the opening half and Florida utilized a 40-percent shooting clip from long range to build a halftime lead and an 11-point edge early in the second half. The Wildcats turned the ball over 12 times in the opening half against the Razorbacks, faced an 11-point deficit at the break and saw the disadvantage swell to 15 early in the second half.

Against Texas A&M, Kentucky led by 12 at halftime, and after allowing Vanderbilt to score 22 points in the first 8:34 of the team's first meeting, the Wildcats' defense limited the Commodores to just 25 points over the final 31:26 of game time.

Kentucky trailed by 10, 16-6, with 9:45 to play in the opening half against Kansas. UK cut the deficit to three at halftime before pulling away with a 71-63 win. The Gators held an 11-point lead with 13 minutes to play before PJ Washington sparked a 14-0 run over a five-minute span to help Kentucky eventually pull away for a nine-point lead.

Arkansas led by its largest margin with just over 18 minutes to go in the second half. Tyler Herro's perfect second half from the floor aided an 18-3 spurt and the Wildcats eventually earned a four-point win over the Hogs.

Keep a Watchful Eye on These Cats

Stocked full of some of the nation's top talent, a handful of Wildcats are on a number of national watch lists.

- Ashton Hagans - Naismith National Defensive Player of the Year semifinalist
- Tyler Herro - Jerry West Award preseason (Naismith Memorial Basketball Hall of Fame's best shooting guard)
- Keldon Johnson - John R. Wooden Award preseason and midseason (Los Angeles Athletic Club National Player of the Year), Citizen Naismith Trophy preseason (Atlanta Tipoff Club NPOY), Julius Erving Award preseason and midseason (HOF's best small forward)
- Nick Richards - Kareem Abdul-Jabbar Award preseason (HOF's best center)
- PJ Washington - National Association of Basketball Coaches Division I Player of the Year, John R. Wooden Award, Citizen Naismith Trophy preseason, midseason and semifinalist, Karl Malone Award preseason, midseason and finalist (HOF's best power forward)
- Reid Travis - Lute Olson Award, NABC Division I Player of the Year, John R. Wooden Award preseason, Citizen Naismith Trophy preseason, Karl Malone Award (HOF's best power forward), Senior CLASS Award

National Domination

It took 117 seasons of basketball to do, but Kentucky has finally pulled off the rare and impressive feat of having defeated a team from all 50 states in the country.

North Dakota was the lone state from which the Wildcats had never played an opponent (nor, obviously, beaten one). UK finally had the opportunity in November and took care of business with a 96-58 win.

North Dakota is one of five states UK has played only once, the other four being Delaware, New Mexico, South Dakota and Vermont.

Tennessee -- not Kentucky -- is the state that UK has played more games, won more contests and dropped more matchups against than any other state because of Southeastern Conference rivals Tennessee and Vanderbilt.

Forever Young

When PJ Washington, Quade Green (who has now transferred) and Nick Richards, three key pieces on the 2017-18 Southeastern Conference Tournament championship team, decided to return for their sophomore seasons, it marked a big boost in returning talent.

The trio accounted for 2,224 minutes, 905 points, 434 rebounds, 157 assists and 64 blocks a season ago. They combined for 80 starts in 2017-18. That's a lot by the John Calipari era standard.

As a matter of fact, throw in the returning reserves Brad Calipari and Jonny David and UK returned its highest percentage of minutes (33.1 percent), points (32.0 percent) and rebounds (30.6) since the 2014-15 team that went 38-1 and advanced to the Final Four. And that's not even factoring in a graduate transfer (Reid Travis) with more than 100 career starts.

But, to call this team experienced would be inaccurate -- at least according to Ken Pomeroy's experience rankings. A year after checking in with the least amount of experience in the history of the KenPom.com rankings, UK is near the bottom once again.

Through 30 games of the season, Kentucky ranks 351 out of 353 teams in terms of experience with an average age of 0.59 years. It's the least experienced Power 5 team in the country, according to KenPom.

And according to one NCAA survey, UK is one of just 16 schools with one or fewer scholarship players that are seniors or graduate transfers. That same survey revealed that Kentucky is tied nationally for the second-most players who are sophomores or younger on scholarship. Furthermore, Kentucky's roster is made up of 58 percent of its players who are redshirt freshman or younger. Only South Dakota (62 percent) and Wyoming (69 percent) have more youth according to a February survey.

Having said all that, it does rank as one of Calipari's most experienced teams at Kentucky, and that's important. Every team but one in the Calipari era has made the NCAA Tournament, but Calipari's best teams have always combined young talent with a few returning pieces.

The 2009-10 squad with John Wall and DeMarcus Cousins had veteran Patrick Patterson. The 2010-11 Final Four team had DeAndre Liggins and Josh Harrellson. The 2011-12 national championship team boasted three key returners in Terrence Jones, Doron Lamb and Darius Miller. The 2013-14 national runner-up squad featured Alex Poythress and Willie Cauley-Stein. And then the 2014-15 team that nearly ran the table had both Poythress and Cauley-Stein back again in addition to Andrew and Aaron Harrison and Dakari Johnson.

Calipari Redshirting for 2018-19

Junior Brad Calipari plans to redshirt for the 2018-19 season. If he doesn't play this season, he will have two seasons of eligibility remaining. He will continue to practice and travel with the team.

The two-time Southeastern Conference Academic Honor Roll member is on track to graduate in three years with a degree in communication. After that he plans to pursue graduate school.

Calipari has played in 27 career games in his first two seasons as a Wildcat and has recorded 11 points and five rebounds. He played in five of UK's six exhibition games in the preseason, totaling three points, three rebounds and two assists in 40 minutes. He played eight minutes vs. Transylvania but did not appear in the final tune-up against Indiana University of Pennsylvania.

Best in the Bluegrass

Kentucky has been dominant against teams in the state under John Calipari. Kentucky is 17-2 against in-state foes with Calipari at the helm.

The mark also includes a 10-2 mark vs. Louisville. Two of the victories over the Cardinals came in postseason play. UK had its four-game winning streak snapped in 2016-17 but has won all five meetings played in Rupp Arena, including a 29-point blowout in 2017-18, the third-biggest margin of victory in the history of the series. Louisville's two wins have come by a combined six points.

Here's a list of the meetings between the state's two premier programs since Calipari took over at UK:

- Jan. 2, 2010 - UK won 71-62 at Rupp Arena
- Dec. 31, 2010 - UK won 78-63 at the KFC Yum! Center
- Dec. 31, 2011 - UK won 69-62 at Rupp Arena
- March 31, 2012 - UK won 69-61 at the Superdome (NCAA Final Four in New Orleans)
- Dec. 29, 2012 - Louisville won 80-77 at the KFC Yum! Center
- Dec. 28, 2013 - UK won 73-66 at Rupp Arena
- March 28, 2014 - UK won 74-69 at Lucas Oil Stadium (NCAA Sweet 16 in Indianapolis)
- Dec. 27, 2014 - UK won 58-50 at the KFC Yum! Center
- Dec. 26, 2015 - UK won 75-73 at Rupp Arena
- Dec. 21, 2016 - Louisville won 73-70 at the KFC Yum! Center
- Dec. 29, 2017 - UK won 90-61 at Rupp Arena
- Dec. 29, 2018 - UK won 71-58 at the KFC Yum! Center

Kentucky Signs Allen, Maxey

The first two dominoes of what expects to be another stellar Kentucky recruiting class fell this week with the official commitments of highly coveted prospects Tyrese Maxey and Dontae Allen. Both signed national letters of intent during the fall signing period and will be eligible to play for Kentucky starting with the 2019-20 season.

Maxey is a consensus top-10 player and a five-star prospect. Allen was a fast-riser in the



NOTES

recruiting rankings this summer and is a four-star prospect.

In every season in the Calipari era, the Wildcats have signed a top-three recruiting class according to the Recruiting Services Consensus Index, which tallies major recruiting rankings and plugs them into a formula to calculate a consensus ranking.

UK can only comment on prospective student-athletes who have signed official paperwork to play at Kentucky.

- Allen - At 6-foot-6, 200 pounds, Allen is a wing player by definition because of his ability to play both the guard and forward positions. His ability to shoot and handle the ball bodes well for where the game is trending towards, but he'll also pose matchup problems for smaller defenders because of his athleticism and size. He dominated the Kentucky high school scene during his junior season, averaging 31.8 points and 11.4 rebounds for Pendleton. He shot 59.1 percent from the floor and 39.6 percent from 3-point range. He's ranked as high as No. 55 by Rivals. He's the first player from the state of Kentucky to sign a national letter of intent with UK since Dominique Hawkins and Derek Willis, who were both part of the class of 2013 (current freshman Zan Payne joined the team as a walk-on in the spring and did not sign an NLI)
- Maxey - A combo guard out of Garland, Texas, Maxey is a gifted scorer. He averaged 22.5 points, 7.0 rebounds, 3.1 assists and 2.3 steals per game his junior season while leading South Garland High School to the state semifinals. He was one of the leading scorers on the Nike summer circuit this past season. At 6-4, 185 pounds, Maxey can play both guard positions because of his ability to put the ball in the basket, but he projects as a lead guard at the next level. Maxey is ranked as high as No. 9 overall by Rivals and No. 11 by ESPN and 247 Sports. Perhaps his crowning prep achievement to this point was leading USA Basketball to a gold medal at the 2018 FIBA Americas Championship. With Maxey's contributions, Team USA posted a 6-0 record in St. Catharines, Canada. Maxey averaged 8.8 points and 2.0 rebounds during the run

Allen Named Mr. Kentucky Basketball

Kentucky signee Dontaie Allen was tabbed the 2019 Kentucky Mr. Basketball winner on March 5 during a ceremony in Lexington. Allen is now the 18th Wildcat to take home the state's top high school honor.

The Falmouth, Kentucky, native averaged a staggering 42.9 points and 14.2 rebounds per game for Pendleton County. He was limited to just 13 games during his senior season after suffering a torn ACL in his left knee on Dec. 22.

He capped his high school career with 3,255 career points, which ranks 11th all-time in state history. His 1,228 career rebounds is the 22nd best in state allure.

A talented, high-scoring wing he dropped 50 or more points in six of his first 12 games during his senior campaign. As a junior, Allen averaged 31.8 points and 11.4 rebounds per game. He shot 59.1 percent from the floor and 39.6 percent from 3-point range.

Maxey Chosen for All-Star Games

Kentucky signee Tyrese Maxey will continue the long-standing tradition of representing the Wildcats during the all-star circuits best games. He will appear in the McDonald's All American Game on March 27 in Atlanta and the Nike Hoop Summit Game on April 12 in Portland, Oregon.

Joining an elite list that features some of the greatest players to play for Kentucky, Maxey will suit up for the west team in the 42nd edition of the McDonald's All American Game. Tipoff is set for 7 p.m. ET and it will air live on ESPN2.

With Maxey's selection, UK has signed 34 players during the John Calipari era who have been named to the prestigious high school event, more than any other school in the country during that time period. Kentucky can only publicize recruits who have signed letters of intent with the University of Kentucky. Multiple players from each of Calipari's signing classes have been tabbed McDonald's All Americans, including five each in 2013 and 2017.

Kentucky has signed 66 McDonald's All Americans since the team began in 1977, including current Wildcats Keldon Johnson (2018), EJ Montgomery (2018), Immanuel Quickley (2018), Nick Richards (2017) and PJ Washington (2017). Graduate transfer Reid Travis was also a McDonald's All American in 2014, although he did not sign with UK out of high school.

In the Nike Hoop Summit, Maxey will represent Team USA. Since Calipari's arrival, 29 total players have been selected for the Nike Hoop Summit.

UK Led Nation with 31 Players on NBA Opening-Day Rosters

Every year the numbers gets bigger and wilder, but the bottom line remains the same: No school can match the Kentucky men's basketball team's ability to develop players and put them in the NBA.

A whopping 31 players on NBA opening-day rosters (including two-way, inactive and suspension lists) played and finished their college basketball careers at the University of Kentucky, the nation's most prolific NBA player-producing program in the country. UK's 31 players were once again the most of any college basketball program, beating the next-closest school (Duke with 25) by six players.

Of the 31 players in the NBA to start the 2018-19 season, 6.3 percent played and finished their college basketball careers at UK. There are actually fewer teams without a Wildcat (11) than there are NBA teams featuring Wildcats (19).

John Calipari coached 29 of the 31 Wildcats that were on an opening-day NBA rosters. With Tyreke Evans (Indianapolis Pacers) and Derrick Rose (Minnesota Timberwolves), who played for Calipari at Memphis, Calipari has coached 31 players on 2018-19 opening-day rosters.

Using figures compiled by basketball-reference.com and spotrac.com, Calipari-coached

players only (which includes Rose and Evans but not Meeks or Rondo) have amassed nearly \$1.9 billion in career NBA contracts (\$1.87 billion). In the nine seasons Calipari has been the head coach at Kentucky, his players have totaled more than \$1.5 billion in NBA contracts.

In just the 2018-19 season alone, UK players are slated to make almost \$190 million. Calipari-coached players only (which includes Rose and Evans but not Meeks or Rondo) will make nearly \$195 million.

Among the most noteworthy performances of the season so far:

- De'Aaron Fox not only posted his first career triple-double on Nov. 1, he became the youngest player in league history to record 30 or more points, 15 or more assists, and 10 or more rebounds in a game. He joined LeBron James as the only players in NBA history to record 30-point triple-doubles before their 21st birthday
- Devin Booker hit the game-winning shot at the buzzer vs. the Memphis Grizzlies on Nov. 4
- Enes Kanter became the first Knick since 1970-71 to record 20 points and 20 rebounds off the bench with his 23-point, 24-rebound effort vs. the Bulls on Nov. 5
- Jamal Murray just missed out on becoming the eighth former Calipari player to score 50 or more points in a game with a career-high 48 points vs. the Celtics on Nov. 5
- Julius Randle recorded a triple-double vs. the San Antonio Spurs on Nov. 19. In the process, he became just the fourth player in NBA history to record a triple-double in 25 minutes or less
- Anthony Davis reached 10,000 points on Nov. 21, becoming the eighth-youngest player to do so
- Kanter recorded his fourth career 20-20 game as a Knick on Nov. 25. He's one of eight players to have done it four times with the Knicks
- Kevin Knox scored 26 points off the bench on Dec. 1 to become the youngest player in franchise history to score 20 or more points
- On Dec. 9, Knox joined LeBron James as just the second player in NBA history with at least 25 points and 15 rebounds as a teenager. He also became just the second Knicks rookie over the last 35 years with 25 points and 15 rebounds in a game
- Davis tallied his 15th career 40-point, 15-rebound effort on Dec. 10. Only Shaquille O'Neal (19) has more over the last 35 years in the NBA
- On Dec. 16, John Wall became the second player in Washington's history to have multiple career games with 40 or more points and 10 or more assists
- On Jan. 3, Knox was named the Eastern Conference Rookie of the Month for his play during the month of December. He led the conference's rookies in scoring (17.1 ppg), 3-pointers (33), was second in rebounding (6.0 rpg) and led all rookies in minutes (34.9 mpg). He's the sixth different former UK player to win a Rookie of the Month honor
- Murray scored 34 of his 36 points in the second half on Jan. 3 in a win over the Kings. It was the most points scored in a half by a Nuggets player since Carmelo Anthony had 36 in the second half vs. Minnesota on Dec. 10, 2008
- On Jan. 8, Noel charted his 20th consecutive game with at least one block, marking the longest such streak in the NBA this season
- Karl-Anthony Towns posted monster numbers on Jan. 12 vs. the Pelicans, recording 27 points, a career-high 27 rebounds and four blocks. According to the Timberwolves, he's one of just five players in NBA history to post those numbers or better
- Davis recorded his 10th 45-point, 15-rebound game on Jan. 14. He's the only player since at least 1983 to have 10 or more, according to Basketball Reference
- Knox became the sixth-youngest player in NBA history to score 30 or more points in a game on Jan. 14. Booker is among those top six
- DeMarcus Cousins made his much-anticipated return from an achilles tear a year earlier with 14 points, six rebounds and three assists in 15 minutes on Jan. 18
- With 27 points against the Blazers on Jan. 24, Booker became the fifth-youngest player to register 5,000 career points. Only LeBron James, Kevin Durant, Carmelo Anthony and Dwight Howard did it faster
- On Feb. 4, Fox recorded his fifth 20-5-5 game of the season. According to Basketball Reference, since 1983 only two Kings players (Lionel Simmons, Tyreke Evans) have had more in one of their first two NBA seasons
- Hamidou Diallo became the third Wildcat in school history (Kenny Walker in 1989 and John Wall in 2014) to win the NBA Slam Dunk Contest on Feb. 16
- Towns missed two games on Feb. 22 and 23 after suffering a concussion in a car crash. He had started the first 303 career games of his career, the most consecutive games starting with his team's first game of his rookie season since the NBA began keeping track of starters in 1970-71
- On March 2, Eric Bledsoe agreed to a four-year, 70-million dollar contract extension with the Milwaukee Bucks
- Over a five-game span, Towns scored 182 points from Feb. 25 to March 5. It's the most points scored over a five-game stretch in Wolves' team history. He moved into fifth place on Minnesota's all-time scoring list in the span

Diallo Wins NBA Slam Dunk Contest

Kentucky was well represented at NBA All-Star festivities in Charlotte with seven Wildcats -- Anthony Davis, Karl-Anthony Towns, Devin Booker, De'Aaron Fox, Kevin Knox, Shai Gilgeous-Alexander and Hamidou Diallo -- all participating in the various competitions. Diallo headlined weekend for the NBA Cats by winning the NBA Slam Dunk Contest.

Davis (New Orleans Pelicans) and Towns (Minnesota Timberwolves), as NBA Western Conference All-Star reserves, were a part of the 178-164 Team LeBron victory. Towns scored 11

Wins vs. Losses

Result	FG%	Opp. FG%	3-Pt. FG%	Opp 3-Pt. FG%	FT%	RPG	APG	TOPG	BPG	SPG	PPG	Opp PPG
Wins	.492	.389	.382	.342	.740	38.8	13.8	12.7	5.3	6.6	78.0	61.7
Losses	.414	.470	.258	.398	.737	37.0	14.0	13.4	3.8	3.4	73.0	84.6



points in 11 minutes but Davis, coming off an injury recently, was limited to four minutes.

Davis made his sixth consecutive appearance and Towns appeared in the game for the second straight year. Davis' six appearances are the most of any Wildcat in program history. For the second straight year, Kentucky led the league with former players in the NBA's annual game featuring its top players. UK had four selections a season ago and tied Texas (Kevin Durant, LaMarcus Aldridge) with two in 2019.

Diallo became the third UK player to take home top honors in the Dunk Contest with a victory on Saturday night. Kenny "Sky" Walker claimed the crown in 1989 and John Wall captured the title in 2014. Diallo displayed a flash of showmanship on what became his most talked-about dunk of the night. He called Hall of Famer and the original "Superman" Shaquille O'Neal out of the crowd to take part in his flush. Diallo cleared the 7-footer and then stuck his elbow in the rim in a nod to former Dunk Contest winner Vince Carter. He then snatched open his jersey to reveal a Superman shirt underneath. The dunk earned a perfect 50 rating from the judges.

The Queens, New York, native was not the only Wildcat in action on Saturday. Booker (2015) participated in the Mtn Dew 3-Point Contest and Fox (2017) was part of the field in the Taco Bells Skills Challenge.

Kevin Knox (2018), Shai Gilgeous-Alexander (2018) and Fox got the weekend started on Friday in the Mtn Dew Ice Rising Stars Game. Each former Wildcat put up solid numbers in the game featuring the league's top first and second-year players. Fox was one of five starters for Team USA and had a game-high 16 assists and five steals. Knox scored 11 points as USA won 161-144. Gilgeous-Alexander boasted 15 points, six assists, five boards and a trio of steals for Team World.

Football Success Spells Basketball Glory?

The Kentucky football team enjoyed a historic season in 2018. The Wildcats accomplished all sorts of firsts, set school records and competed for a conference championship until late in the season. UK ultimately finished with 10 wins for the first time since 1977, punctuated by a victory over Penn State in the VRBO Citrus Bowl.

So what in the world does that have to do with Kentucky basketball?

Well, if you're into historical omens, past football success has coincidentally served as a precursor to the ultimate college basketball accomplishment. In the previous two fall seasons that UK football won at least 10 games, in the fall of 1950 and the fall of 1977, Kentucky basketball followed with a national championship in the spring of 1951 and the spring of 1978.

Can the basketball Wildcats make it three for three?

All Eyes on Kentucky

From Kentucky's rabid fan base to arguably the largest media contingent following a team in the country, the spotlight on UK is both bigger and brighter than any other team in college basketball.

Recent television numbers released underscored that notion.

Through mid-February, Kentucky was featured in four of the top seven most-watched games of the 2018-19 season. UK appears in the top five more than any other school. All three of the games featured at least 2.7 million viewers.

Kentucky has also been featured on ESPN College GameDay twice this season (when Kansas came to town Jan. 26 and Feb. 16 vs. Tennessee). It marked just the second time in College GameDay history that the popular ESPN preview show originated at a school twice in a single season (North Carolina in 2017).

When GameDay visited Memorial Coliseum for the Feb. 16 visit, UK tied North Carolina and Duke for the most GameDay appearances with 18.

Davis Inducted into UK Athletics Hall of Fame

Anthony Davis was inducted into the UK Athletics Hall of Fame as a member of the 2017 class in September.

Davis led UK to the 2012 national championship with one of the most dominating seasons by a freshman in college basketball history. A winner of virtually every major national award, Davis was tabbed, among others: National Player of the Year, NCAA Final Four Most Outstanding Player, NCAA Consensus First Team All-American, National Freshman of the Year, Southeastern Conference Player of the Year, SEC Defensive Player of the Year and SEC Freshman of the Year.

The 2011-12 Wildcat guided UK to a 38-2 record and an SEC regular-season championship while shattering the single-season school record for blocks in a season with 186, which ranks as the fourth in NCAA history.

Davis was selected No. 1 overall in the 2012 NBA Draft and is now in his seventh season in the league. He's a five-time NBA All-Star, a three-time All-NBA First Team member, the 2017 NBA All-Star MVP and a 2012 Olympic gold medalist.

Success Rate

The Wildcats received an NCAA award in the spring of 2018 for placing in the top 10 percent of all men's basketball teams in the country in the

NCAA's annual Academic Progress Rate. UK scored a perfect 1,000. It's the fourth straight year the men's basketball team received the award and the fifth time since 2009.

The APR provides a real-time look at a team's academic success by the progress of each student-athlete on scholarship. The APR measures academic eligibility, retention and graduation. The scores are a four-year composite, covering the 2013-14 through 2016-17 school years.

Every Division I sports team across the nation calculates its APR each academic year, similar to a report card. Scholarship student-athletes each semester earn one point for remaining eligible and one point for staying in school or graduating.

UK has received a perfect 1,000 mark in each of the last five single-year APR rates.

The NCAA cut score to compete in the 2017-18 postseason is a 930 four-year APR. Teams scoring below 930 can face consequences intended to direct additional focus on academics. Those penalties can include practice restrictions and playing-season reductions.

UK to Remain in Champions Classic through '22

The State Farm Champions Classic, perhaps the signature annual event of the college basketball regular season, will continue through 2022 with Kentucky a part of it.

The Champions Classic, a neutral-site doubleheader featuring UK, Duke, Kansas and Michigan State, has added three more years to the current series, which was played in Indianapolis this season and New York next year. The additional three years will bring the event back to Chicago in 2020, New York in 2021 and Indianapolis in 2022.

UK, which played Duke this season at Bankers Life Fieldhouse in Indianapolis to tip off the season, will get Michigan State in 2019, Kansas in 2020, Duke in 2021 and Michigan State in 2022.

The event has been one of the most-watched collegiate events since its inception in 2011 with millions of fans tuning in every year. The series, which pits four programs that have a combined 18 national championships, 56 Final Four appearances and four Naismith Memorial Basketball Hall of Fame coaches, has been tightly bunched. Duke leads the pack with a 5-3 record, UK and Kansas are tied at 4-4, and Michigan State trails with a 3-5 mark.

Kentucky is also still a part of the CBS Sports Classic, which is currently under contract through 2019. UK will play North Carolina on Dec. 22 in Chicago as a part of that series and Ohio State on Dec. 21, 2019, in Las Vegas.

Green Transfers from Kentucky

Sophomore guard Quade Green decided in December to transfer from the University of Kentucky. He will play at Washington next season.

"I have loved my time at Kentucky and love Coach Cal and the staff," Green said. "This was a difficult decision and one I didn't take lightly. However, after talking with my family and the coaching staff, I just felt like it was best that I explore other opportunities for my athletic and academic future. I have enjoyed my time at Kentucky and I'll never forget the Big Blue Nation for its love and its support."

Green appeared in 43 games for the Wildcats over parts of two seasons, averaging 9.0 points and 2.6 assists per game. He was third on the 2017-18 team as a freshman with 41 3-pointers and had made 11 of 26 this season (42.3 percent).

The Philadelphia native started 13 of 34 games in 2017-18 and was averaging 17.8 minutes per game this season. He played a key role on the 2018 Southeastern Conference Tournament championship team, topping double figures 17 times, including six of his final 11 games played. He had three or more assists in 17 games last season. Green hit the game-winning layup in a comeback victory vs. Vanderbilt.

"I met with Quade yesterday and we talked through a lot of different things," UK men's basketball head coach John Calipari said. "The thing that struck me most is what a great kid Quade is. He felt like he was in a position that he couldn't overcome and he had the maturity to come in and sit down and talk through it with me."

"Quade has my full support with this decision. We haven't had many kids leave, but when we do, we always support them and, in just about every case, stay in touch with each other. I hope that will be the case with Quade."

Green scored in double figures in four games this season, including a season-high 17 points with three 3-pointers vs. VMI. He made a career-high four 3-pointers vs. Monmouth and dished out three or more assists in five games this season.

Tracking the Cats

Charges Drawn

Quade Green - 2
Keldon Johnson - 2
Nick Richards - 2
Immanuel Quickley - 1
EJ Montgomery - 1
PJ Washington - 1

First Sub

Nick Richards - 15
Immanuel Quickley - 14
EJ Montgomery - 5
Jemarl Baker Jr. - 4
Quade Green - 4
Ashton Hagans - 4
Reid Travis - 2

Five-Second Violations

Forced by Kentucky - 2
Forced by Opponent - 0

10-Second Violations

Forced by Kentucky - 0
Forced by Opponent - 1

Shot-Clock Violations

Forced by Kentucky - 17
Forced by Opponent - 10

Tipoffs

Won by Kentucky - 12
Won by Opponent - 18

Traditional 3-Point Plays

Reid Travis - 13
PJ Washington - 12
Keldon Johnson - 8
Ashton Hagans - 6
Tyler Herro - 2
Immanuel Quickley - 2
Nick Richards - 2
Quade Green - 1

Traditional 4-Point Plays

Jemarl Baker Jr. - 1



KENTUCKY BY THE NUMBERS

Date	Opponent	Result	Points	Rebounds	Blocks	Steals	Assists
N.6	#4/3 Duke ¹	L, 118-84	Johnson - 23	Herro - 9	Herro - 2 [^]	Johnson - 1	Herro - 5
N.9	SOUTHERN ILLINOIS	W, 71-59	Two tied - 15	Richards - 19 [^]	Richards - 3 [^]	Quickley - 2	Two tied - 3
N.14	NORTH DAKOTA ²	W, 96-59	Washington - 25 [^]	Johnson - 10 [^]	Two tied - 2 [^]	Herro - 5 [^]	Green - 5 [^]
N.18	VMI ²	W, 92-82	Travis - 22	Washington - 18 [^]	Montgomery - 3 [^]	Two tied - 2 [^]	Hagans - 4 [^]
N.21	WINTHROP ²	W, 87-74	Washington - 19 [^]	Washington - 11 [^]	Two tied - 2 [^]	Washington - 3 [^]	Herro - 7 [^]
N.23	TENNESSEE STATE ²	W, 77-62	Johnson - 27 [^]	Travis - 9 [^]	Two tied - 2 [^]	Washington - 2 [^]	Green - 4 [^]
N.28	MONMOUTH	W, 90-44	Herro - 16 [^]	Two tied - 8 [^]	Richards - 3 [^]	Herro - 5 [^]	Two tied - 3 [^]
D.1	UNC GREENSBORO	W, 78-61	Travis - 22 [^]	Travis - 12 [^]	Four tied - 1	Hagans - 3 [^]	Hagans - 3 [^]
D.8	Seton Hall ³	L, 84-83 ^{OT}	Washington - 29 [^]	Washington - 12 [^]	Washington - 4 [^]	Travis - 2	Two tied - 4
D.15	UTAH	W, 88-61	Johnson - 24 [^]	Montgomery - 5	Washington - 3 [^]	Two tied - 2 [^]	Hagans - 7 [^]
D.22	#9/10 North Carolina ⁴	W, 80-72	Johnson - 21 [^]	Washington - 10 [^]	Two tied - 2 [^]	Hagans - 8 [^]	Washington - 8 [^]
D.29	at rv/rv Louisville	W, 71-58	Herro - 24 [^]	Washington - 8	Washington - 4 [^]	Hagans - 3 [^]	Two tied - 3
J. 5	at Alabama*	L, 77-75	Washington - 15	Two tied - 7	Richards - 1	Two tied - 3 [^]	Hagans - 6 [^]
J. 8	TEXAS A&M *	W, 85-74	Herro - 21 [^]	Johnson - 6	Two tied - 2 [^]	Hagans - 5 [^]	Hagans - 5 [^]
J. 12	VANDERBILT *	W, 56-47	Two tied - 15 [^]	Travis - 12 [^]	Travis - 2 [^]	Hagans - 3 [^]	Hagans - 4 [^]
J. 15	at Georgia*	W, 69-49	Hagans - 23 [^]	Two tied - 7	Richards - 3 [^]	Hagans - 4 [^]	Two tied - 4 [^]
J. 19	at #14/12 Auburn*	W, 80-82	Two tied - 20	Three tied - 7	Two tied - 1	Hagans - 3 [^]	Hagans - 6 [^]
J. 22	#22/22 MISSISSIPPI STATE	W, 76-55	Washington - 21 [^]	Travis - 12	Washington - 4 [^]	Johnson - 3 [^]	Hagans - 9 [^]
J. 26	#9/10 KANSAS ⁵	W, 71-63	Washington - 20 [^]	Washington - 13	Richards - 5 [^]	Hagans - 3 [^]	Hagans - 8 [^]
J. 29	at Vanderbilt*	W, 87-52	Washington - 26 [^]	Washington - 12 [^]	Richards - 4 [^]	Two tied - 3 [^]	Hagans - 8 [^]
F. 2	at Florida*	W, 65-54	Herro - 19 [^]	Washington - 12 [^]	Two tied - 1	Hagans - 2 [^]	Hagans - 4 [^]
F. 5	SOUTH CAROLINA *	W, 76-48	Washington - 20 [^]	Montgomery - 13 [^]	Montgomery - 1 [^]	Two tied - 3 [^]	Two tied - 4 [^]
F. 9	at rv/21 Mississippi State*	W, 71-67	Washington - 23 [^]	Travis - 8 [^]	Travis - 2 [^]	Four tied - 1	Hagans - 9 [^]
F. 12	#19/21 LSU *	L, 73-71	Washington - 20 [^]	Two tied - 9 [^]	Herro - 1	Three tied - 1	Herro - 4
F. 16	#1/1 TENNESSEE *	W, 86-69	Washington - 23 [^]	Washington - 13 [^]	Two tied - 2 [^]	Two tied - 2 [^]	Hagans - 7 [^]
F. 19	at Missouri*	W, 66-58	Two tied - 18 [^]	Washington - 8 [^]	Montgomery - 2 [^]	Three tied - 1	Washington - 3
F. 23	rv/rv AUBURN *	W, 80-53	Washington - 24 [^]	Johnson - 17 [^]	Two tied - 3 [^]	Montgomery - 2 [^]	Two tied - 5 [^]
F. 26	ARKANSAS *	W, 70-66	Herro - 29 [^]	Richards - 15 [^]	Richards - 3 [^]	Two tied - 2 [^]	Hagans - 4 [^]
M. 2	at #7/7 Tennessee*	L, 71-52	Washington - 13	Two tied - 7 [^]	Richards - 3 [^]	Three tied - 1	Two tied - 3
M. 5	at Ole Miss*	W, 80-76	Johnson - 22	Johnson - 7	Montgomery - 4 [^]	Herro - 3 [^]	Washington - 4 [^]

All games in **BOLD CAPS**; *SEC game, ^ game high
 1 - Champions Classic (Bankers Life Fieldhouse | Indianapolis)
 2 - Ohio Valley Hardwood Showcase (Rupp Arena)
 3 - CITI Sports Classic (Madison Square Garden | New York)
 4 - CBS Sports Classic (United Center | Chicago)
 5 - SEC/BIG 12 Challenge (Rupp Arena)

Times Led	Times Led	Times Led	Times Led	Times Led
Washington - 14	Washington - 13	Richards - 14	Hagans - 15	Hagans - 22
Johnson - 8	Travis - 7	Montgomery - 11	Herro - 8	Herro - 5
Herro - 7	Johnson - 6	Washington - 8	Washington - 8	Washington - 5
Hagans - 2	Herro - 4	Travis - 5	Johnson - 6	Green - 4
Travis - 2	Richards - 4	Herro - 3	Travis - 4	Johnson - 1
Quickley - 1	Montgomery - 2	Hagans - 1	Montgomery - 2	Quickley - 1
	Hagans - 1		Baker - 1	
			Green - 1	
			Quickley - 1	

Comparing the Calipari Era

A look at the statistics throughout the John Calipari era following 30 games ...

Year	FG%	Opp. FG%	3-Pt. FG%	FT%	RPG	Assists	TOs.	Blocks	Steals	Points	PPG	Record
2018-19	.478	.403	.360	.739	38.5	416	384	152	183	2315	77.2	25-5
2017-18	.468	.409	.348	.698	39.3	407	405	152	173	2317	77.2	21-9
2016-17	.480	.426	.354	.700	40.6	482	365	163	183	2619	87.3	25-5
2015-16	.474	.395	.357	.675	39.2	423	340	174	171	2355	78.5	22-8
2014-15	.468	.349	.341	.711	38.5	451	323	207	202	2247	74.9	30-0
2013-14	.452	.396	.314	.687	41.7	345	370	190	142	2301	76.7	22-8
2012-13	.481	.388	.354	.645	38.4	418	399	207	175	2230	74.3	20-10
2011-12	.489	.364	.387	.724	39.2	405	348	269	192	2335	77.8	29-1
2010-11	.460	.392	.399	.717	38.3	379	328	194	167	2305	76.8	22-8
2009-10	.478	.382	.346	.682	41.9	447	442	221	217	2398	79.9	28-



MISCELLANEOUS STATS

Team Leaders

NO.	NAME	GAME LEADERS					GAMES WITH							
		PTS.	REBS.	BLKS.	ASSTS.	STLS.	10+ PTS	20+ PTS	10+REBS	3+ASSTS	3+BLKS	3+STLS	3+3S	DOUBLE-DOUBLE
0	Quade Green	- (3)	- (1)	-	4 (11)	1 (5)	5 (22)	- (1)	-	5 (22)	-	1 (1)	2 (6)	-
2	Ashton Hagans	2 (2)	1 (1)	1 (1)	22 (22)	15 (15)	8 (8)	1 (1)	-	24 (24)	-	10 (10)	-	
3	Keldon Johnson	8 (8)	6 (6)	-	1 (1)	6 (6)	22 (22)	6 (6)	4 (4)	6 (6)	-	3 (3)	5 (5)	3 (3)
4	Nick Richards	- (1)	4 (12)	14 (26)	-	-	2 (9)	- (1)	2 (3)	-	8 (12)	-	- (1)	
5	Immanuel Quickley	1 (1)	-	-	1 (1)	1 (1)	5 (5)	-	-	3 (3)	-	1 (1)	1 (1)	
10	Jonny David	-	-	-	-	-	-	-	-	-	-	-	-	
12	Brad Calipari	-	-	- (1)	-	-	-	-	-	-	-	-	-	
13	Jemarl Baker Jr.	-	-	-	-	1 (1)	-	-	-	1 (1)	-	-	-	
14	Tyler Herro	7 (7)	4 (4)	3 (3)	5 (5)	8 (8)	24 (24)	5 (5)	1 (1)	12 (12)	-	4 (4)	9 (9)	1 (1)
21	Zan Payne	-	-	-	-	-	-	-	-	-	-	-	-	
22	Reid Travis*	2 (38)	7 (56)	5 (16)	- (3)	4 (19)	14 (83)	4 (32)	4 (35)	1 (6)	- (2)	1 (6)	- (1)	2 (28)
23	EJ Montgomery	-	2 (2)	11 (11)	-	2 (2)	2 (2)	-	1 (1)	-	3 (3)	-	1 (1)	
25	PJ Washington	14 (20)	13 (21)	8 (19)	5 (8)	8 (18)	20 (43)	10 (12)	7 (10)	8 (16)	4 (6)	2 (5)	5 (5)	7 (10)

Career total in (parentheses); *Includes Stanford career

Starting Lineups

Guard	Guard	G/F	Forward	Forward	Games	W-L
Hagans	Herro	Johnson	Washington	Travis	19	15-4
Quickley	Herro	Johnson	Washington	Travis	4	4-0
Quickley	Herro	Johnson	Washington	Richards	2	2-0
Hagans	Herro	Johnson	Washington	Montgomery	3	3-0
Quickley	Herro	Johnson	Washington	Montgomery	1	1-0
Hagans	Herro	Johnson	Washington	Richards	1	0-1

Starter	Games Started	Wins	Losses
Hagans	23	18	5
Herro	30	25	5
Johnson	30	25	5
Montgomery	4	4	0
Quickley	7	7	0
Richards	3	2	1
Travis	23	19	4
Washington	30	25	5

Streaks

Overall	Won 1
Unranked AP teams anywhere	Won 11
Ranked AP teams anywhere	Lost 1
Home	Won 3
Home AP ranked teams	Won 1
Home AP unranked teams	Won 18
Home SEC	Won 3
Home nonconference	Won 18
Home AP ranked SEC	Won 1
Home AP unranked SEC	Won 10
Home AP ranked nonconference	Won 1
Home AP unranked nonconference	Won 51
Road	Won 1
Road AP ranked teams	Lost 1
Road AP unranked teams	Won 6
Road SEC	Won 1
Road nonconference	Won 2
Road AP ranked SEC	Lost 1
Road AP unranked SEC	Won 6
Road AP ranked nonconference	Won 1
Road AP unranked nonconference	Won 1
Neutral	Won 1
Neutral AP ranked teams	Won 1
Neutral AP unranked teams	Lost 2
Neutral SEC	Won 12
Neutral nonconference	Won 1
Neutral AP ranked SEC	Won 3
Neutral AP unranked SEC	Won 11
Neutral AP ranked nonconference	Won 1
Neutral AP unranked nonconference	Lost 2

Win-Loss Margins

Margin	Games Won	Games Lost
1	1	1
2	1	2
3	3	3
4	3	3
5	5	5
6	6	6
7	7	7
8	3	3
9	1	1
10	1	1
11	2	2
12	1	1
13	2	2
14	1	1
15	1	1
16	1	1
17	2	2
18	1	1
19	1	1
20	1	1
21	1	1
22	1	1
23	1	1
24	1	1
25+	6	1

Dunk Tracker

Player	Dunks in 2018-19	Dunks in Career
PJ Washington	26	66
Nick Richards	19	47
Reid Travis	19	19 (UK only)
EJ Montgomery	18	18
Keldon Johnson	13	13
Tyler Herro	4	4
Ashton Hagans	3	3
Immanuel Quickley	1	1

Kentucky's Record When

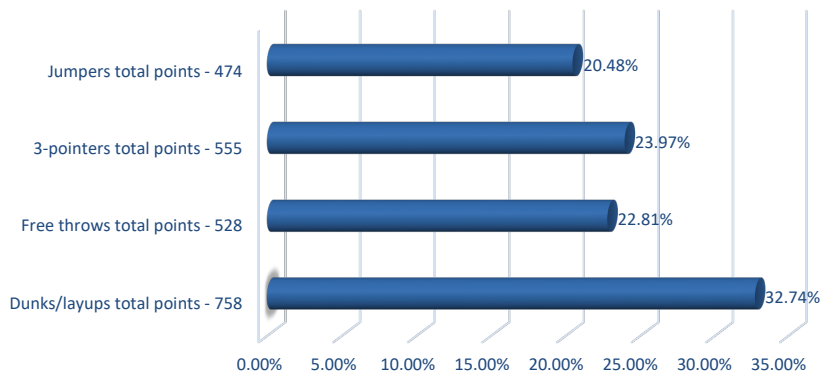
KENTUCKY RECORD	ALL	SEC
Leading at halftime:	19-3	10-2
Tied at the half:	0-0	0-0
Trailing at halftime:	6-2	4-1
Shoot 50% or better:	13-0	8-0
Shoot less than 50%:	12-5	6-3
Shoot higher % than opp.:	24-0	13-0
Shoot lower % than opp.:	1-5	1-3
Opp. shoot worse than 50%:	25-4	14-3
Opp. shoot 50% or higher:	0-1	0-0
Score less than 60 points:	1-1	1-1
Score 60-69 points:	3-0	3-0
Score 70-79 points:	9-2	4-2
Score 80-89 points:	9-2	6-0
Score 90-99 points:	3-0	0-0
Score 100+ points:	0-0	0-0
Opp. score less than 60 pts.:	12-0	8-0
Opp. score 60-69 pts.:	7-0	3-0
Opp. score 70-79 pts.:	4-3	2-3
Opp. score 80-89 points:	2-1	1-0
Opp. score 90-99 points:	0-0	0-0
Opp. score 100+ points:	0-1	0-0
Outrebounded opponent:	20-3	10-2
Outrebounded by opponent:	4-2	3-1
Equal number of rebounds:	1-0	1-0
Fewer turnovers than opp.:	11-2	5-1
Same turnovers as opp.:	3-0	1-0
More turnovers than opp.:	11-3	8-2
Make 8 or more 3-pointers:	6-0	3-0
Make 7 or fewer 3-pointers:	19-5	11-3
Games decided by 5 or fewer:	4-3	3-2
Overtime games:	0-1	0-0

KENTUCKY RECORD

KENTUCKY RECORD	ALL	SEC
On CBS:	3-1	2-1
On ESPN/ESPN2/ESPNU:	12-3	8-2
On FOX:	0-1	0-0
On SEC Network/(+):	10-0	4-0
vs. SEC at home:	7-1	7-1
vs. SEC on road:	7-2	7-2
Games vs. AP ranked opp.:	5-3	3-2
Games following a loss:	5-0	3-0
Games following a win:	20-4	11-3
More points in the paint:	22-3	13-2
Fewer/Same points in the paint:	3-2	1-1
More bench points than opp.:	10-1	5-1
Fewer or same bench pts.:	15-4	9-2
More 2nd-chance points:	16-3	8-3
Fewer or same 2nd chance pts.:	9-2	6-0
More or same points off TOs:	18-1	11-1
Fewer points off TOs:	7-4	3-2
On Monday:	0-0	0-0
On Tuesday:	8-2	8-1
On Wednesday:	3-0	0-0
On Thursday:	0-0	0-0
On Friday:	2-0	0-0
On Saturday:	11-3	6-2
On Sunday:	1-0	0-0
In November:	6-1	0-0
In December:	4-1	0-0
In January:	7-1	6-1
In February:	7-1	7-1
In March:	1-1	1-1
In April:	0-0	0-0

How the Cats are Scoring

Percentage of Point Distribution



Fast Facts

Shooting Percentage	.478
Avg. Assists Per Game	13.9
Points Off Turnovers	16.9
Second-Chance Points	11.5
Points in the Paint	34.1
Fast Break Points	9.6
Bench Points	16.6
Points Per Possession	1.127
Avg. Time of Possession	17.8

How UK Scored Its First Points

Player	Dunk/Layup	Jumper	3PT	FT
Hagans	1	1		
Herro	1	1	1	
Johnson	2	5	3	
Montgomery		1		
Quickley				1
Travis	1	2		1
Washington	3	1	3	2



THE LAST TIME UK ...

INDIVIDUALS

SCORING

Scored 25 points: Tyler Herro (29) vs. Arkansas, 2/26/19
Scored 30 points: Shai Gilgeous-Alexander (30) vs. Vanderbilt, 1/30/18
Scored 35 Points: De'Aaron Fox (39) vs. UCLA, 3/24/17
Scored 40 points: Malik Monk (47) vs. North Carolina, 12/17/16
Scored 45 points: Malik Monk (47) vs. North Carolina, 12/17/16
Scored 50 points: Jodie Meeks (54) at Tennessee, 1/13/09
Scored 55 points: Never
Two players had 20 points: Keldon Johnson (22), Tyler Herro (20), at Ole Miss, 3/5/19
Three players had 20 points: DeMarcus Cousins (27)/John Wall (21)/Patrick Patterson (20) vs. Sam Houston State, 11/19/09
Two players had 30 points: Patrick Patterson (33) and Jodie Meeks (32) vs. Tennessee State, 12/22/08
Scored 20 points in two straight games: PJ Washington (4) 2/5/19 - 2/16/19
Scored 20 points in three straight games: PJ Washington (4) 2/5/19 - 2/16/19
Scored 20 points in four straight games: PJ Washington (4) 2/5/19 - 2/16/19
Scored 20 points in five straight games: Jamal Murray (12) 2/2/16 - 3/12/16
Scored 20 points in six straight games: Jamal Murray (12) 2/2/16 - 3/12/16
Scored 20 points in seven straight games: Jamal Murray (12) 2/2/16 - 3/12/16
Scored 20 points in eight straight games: Jamal Murray (12) 2/2/16 - 3/12/16
Scored 20 points in nine straight games: Jamal Murray (12) 2/2/16 - 3/12/16
Scored 20 points in 10 straight games: Jamal Murray (12) 2/2/16 - 3/12/16
Scored 20 points in 11 straight games: Jamal Murray (12) 2/2/16 - 3/12/16
Scored 20 points in 12 straight games: Jamal Murray (12) 2/2/16 - 3/12/16
Scored 20 points in 15 straight games: Dan Issel (18) 12/1/69 - 2/7/70
Scored 25 points in three straight games: Tayshaun Prince (3) 3/11/01-3/17/01
Scored 30 points in two straight games: Jodie Meeks vs. Appalachian State (46) 12/20/08; vs. Tennessee State (32) 12/22/08
Scored 30 points in three straight games: Dan Issel (6) 2/14/70 - 3/2/70
Scored in double figures in 10 straight games: PJ Washington (12) 1/15/19-2/23/19
Scored in double figures in 15 straight games: Malik Monk (30) 11/11/16-2/28/17
Scored in double figures in 20 straight games: Malik Monk (30) 11/11/16-2/28/17
Scored in double figures in 25 straight games: Malik Monk (30) 11/11/16-2/28/17
Scored in double figures in 30 straight games: Malik Monk (30) 11/11/16-2/28/17
Scored in double figures in 33 straight games: Jamal Murray (34) 11/17/15 - 3/19/16
Scored in double figures in 34 straight games: Jamal Murray (34) 11/17/15 - 3/19/16
Scored in double figures in 35 straight games: Kenny Walker (36) 11/14/85 - 3/22/86
Five players scored in double figures: PJ Washington (15), Keldon Johnson (13), Ashton Hagans (12), Tyler Herro (12), Reid Travis (12) at Alabama, 1/5/19
Six players scored in double figures: Kevin Knox (21), Shai Gilgeous-Alexander (14), Quade Green (12), PJ Washington (12), Hamidou Diallo (11), Jarred Vanderbilt (11) vs. Missouri, 2/24/18
Seven players scored in double figures: Randolph Morris (17), Kelenna Azubuike (15), Patrick Sparks (14), Chuck Hayes (12), Rajon Rondo (11), Ravi Moss (10) and Rameel Bradley (10) vs. Mississippi State 2/19/05,
Four players with 15 or more points: Kevin Knox (22), Quade Green (18), Shai Gilgeous-Alexander (17), Wenyen Gabriel (15) vs. Ole Miss, 2/28/18

DOUBLE-DOUBLES

Double-double: Tyler Herro (15 points, 13 rebounds) vs. Tennessee, 2/16/19
Triple-double: Isaiah Briscoe (19 points, 11 rebounds, 10 assists) at Ole Miss, 12/29/16
20-10 (rebs) game: PJ Washington (26 points, 12 rebounds) at

Vanderbilt, 1/29/19
20-10 (assts) game: De'Aaron Fox (24 points, 10 assists) vs. North Carolina, 12/17/16
20-15 game: Nick Richards (25 points, 15 rebounds) vs. Fort Wayne, 11/22/17
30-10 game: Tayshaun Prince (33 points, 11 rebounds) vs. Tennessee State, 12/22/98
Back-to-back 20-10 games: PJ Washington (20 p, 13 r) vs. Kansas, 1/26/19; (26 p, 12 r) at Vanderbilt, 1/29/19
Three straight 20-10 games: Julius Randle (3) 11/8/13 - 11/12/13
Double-double in points and rebs.: Tyler Herro (15 points, 13 rebounds) vs. Tennessee, 2/16/19
Double-double in points and assists: Isaiah Briscoe (19 points, 10 assists) at Ole Miss, 12/29/16
Double-double in points and blocks: Never
Double-double in points and steals: Never
Double-double in two consecutive games: PJ Washington (20 p, 13 r) vs. Kansas, 1/26/19; (26 p, 12 r) at Vanderbilt, 1/29/19; (15 p, 12 r) at Florida, 2/2/19
Double-double in three consecutive games: PJ Washington (20 p, 13 r) vs. Kansas, 1/26/19; (26 p, 12 r) at Vanderbilt, 1/29/19; (15 p, 12 r) at Florida, 2/2/19
Double-double in four consecutive games: Julius Randle (19 p, 15 r) vs. Kansas State, 3/21/14; (13 p, 10 r), vs. Wichita State, 3/23/14; (15 p, 12 r), vs. Louisville, 3/28/14; (16 p, 11 r), vs. Michigan, 3/30/14
Double-double in five consecutive games: Julius Randle (14 p, 10 r) at Arkansas, (2/27/14); (10 p, 15 r) at South Carolina (3/1/14); (12 p, 11 r) vs. Alabama, (3/4/14); (16 p, 10 r) at Florida, (3/8/14); (17 p, 16 r) vs. LSU, (3/14/14); (12 p, 11 r) vs. Georgia, (3/15/14)
Double-double in six consecutive games: Julius Randle (14 p, 10 r) at Arkansas, (2/27/14); (10 p, 15 r) at South Carolina (3/1/14); (12 p, 11 r) vs. Alabama, (3/4/14); (16 p, 10 r) at Florida, (3/8/14); (17 p, 16 r) vs. LSU, (3/14/14); (12 p, 11 r) vs. Georgia, (3/15/14)
Double-double in seven consecutive games: Julius Randle (7) 11/18/13-11/27/13
Double-double in 10 consecutive games: Jim Andrews, 1972-73 season
Two players record double-doubles: PJ Washington (20 points, 13 rebounds), Reid Travis (18 points, 12 rebounds), Keldon Johnson (15 points, 10 rebounds) vs. Kansas, 1/26/19
Three players record double-doubles: PJ Washington (20 points, 13 rebounds), Reid Travis (18 points, 12 rebounds), Keldon Johnson (15 points, 10 rebounds) vs. Kansas, 1/26/19
Four players record double-doubles: Jack Givens (30 pts, 13 rebs)/Kyle Macy (16 pts, 10 assts)/Mike Phillips (22 pts, 18 rebs)/Rick Robey (23 pts, 13 rebs) vs. Southern Methodist, 11/26/77
Five players record double-doubles: Never

FIELD GOALS

Made 12 FG in a game: Shai Gilgeous-Alexander (12) vs. Vanderbilt, 1/30/18
Made 15 FG in a game: Malik Monk (18) vs. North Carolina, 12/17/16
Made 16 FG in a game: Malik Monk (18) vs. North Carolina, 12/17/16
Made 17 FG in a game: Malik Monk (18) vs. North Carolina, 12/17/16
Made 18 FG in a game: Malik Monk (18) vs. North Carolina, 12/17/16
Made 19 FG in a game: Dan Issel (19) vs. Alabama, 2/23/70
Made 20 FG in a game: Dan Issel (23) vs. Ole Miss, 2/7/70
Made 21 FG in a game: Dan Issel (23) vs. Ole Miss, 2/7/70
Made 22 FG in a game: Dan Issel (23) vs. Ole Miss, 2/7/70
Made 23 FG in a game: Dan Issel (23) vs. Ole Miss, 2/7/70
Made 24 FG in a game: Never
Attempted 17 FG in a game: Keldon Johnson (18) at Ole Miss, 3/5/19
Attempted 18 FG in a game: Keldon Johnson (18) at Ole Miss, 3/5/19
Attempted 19 FG in a game: Shai Gilgeous-Alexander (19) vs. Vanderbilt, 1/30/18
Attempted 20 FG in a game: De'Aaron Fox (20) vs. UCLA, 3/24/17
Attempted 25 FG in a game: Malik Monk (28) vs. North Carolina, 12/17/16

3-POINTERS

Made 5 3-pointers in a game: Tyler Herro (5) vs. Arkansas, 2/26/19
Made 6 3-pointers in a game: Keldon Johnson (6) vs. Utah, 12/15/18

Made 7 3-pointers in a game: Wenyen Gabriel (7) vs. Alabama, 3/10/18
Made 8 3-pointers in a game: Malik Monk (8) vs. North Carolina, 12/17/16
Made 9 3-pointers in a game: Jodie Meeks (10) at Tennessee, 1/13/09
Made 10 3-pointers in a game: Jodie Meeks (10) at Tennessee, 1/13/09
Made 11 3-pointers in a game: Never
Attempted 10 3-pointers in a game: Malik Monk (11) vs. Georgia, 1/31/17
Attempted 15 3-pointers in a game: Jodie Meeks (15) at Tennessee, 1/13/09
Attempted 16 3-pointers in a game: Derrick Miller (16) vs. LSU 2/15/90
Attempted 17 3-pointers in a game: Derrick Miller (19) vs. Kansas 12/6/89
Attempted 18 3-pointers in a game: Derrick Miller (19) vs. Kansas 12/6/89
Attempted 19 3-pointers in a game: Derrick Miller (19) vs. Kansas 12/6/89
Attempted 20 3-pointers in a game: Never
Made a 3-pointer in 10 straight games: Kevin Knox (10), 2/10/18-3/11/18
Made a 3-pointer in 15 straight games: Jamal Murray (36), 11/13/15 - 3/19/16, Derek Willis (17), 1/12/16 - 3/17/16
Made a 3-pointer in 20 straight games: Jamal Murray (36), 11/13/15 - 3/19/16
Made a 3-pointer in 30 straight games: Jamal Murray (36), 11/13/15 - 3/19/16
Made two 3-pointers in 10 straight games: Kevin Knox (11), 2/10/16 - 3/11/18
Made three 3-pointers in 10 straight games: Gerald Fitch (20) 1/14/03 - 3/23/03
Made three 3-pointers in 15 straight games: Gerald Fitch (20) 1/14/03 - 3/23/03
Made three 3-pointers in 20 straight games: Gerald Fitch (20) 1/14/03 - 3/23/03
Made three 3-pointers in 25 straight games: Keith Bogans (29) 3/14/02 - 2/26/03

FREE THROWS

Made 8 FT in a game: PJ Washington (9), at Tennessee, 3/2/19
Made 9 FT in a game: PJ Washington (9), at Tennessee, 3/2/19
Made 10 FT in a game: Ashton Hagans (10), vs. Texas A&M, 1/8/19
Made 11 FT in a game: PJ Washington (12), vs. Seton Hall, 12/8/18
Made 12 FT in a game: PJ Washington (12), vs. Seton Hall, 12/8/18
Made 13 FT in a game: Keldon Johnson (13), vs. Tennessee State, 11/23/18
Made 14 FT in a game: Tyler Ulis (14) at Arkansas, 1/21/16
Made 15 FT in a game: Rodrick Rhodes (16) vs. Ole Miss 1/18/95
Made 16 FT in a game: Rodrick Rhodes (16) vs. Ole Miss 1/18/95
Made 17 FT in a game: Dwight Anderson (18) vs. Mississippi State 2/12/79
Made 18 FT in a game: Dwight Anderson (18) vs. Mississippi State 2/12/79
Made 18 FT in a game: Never
Attempted 10 FT in a game: PJ Washington (13), at Tennessee, 3/2/19
Attempted 15 FT in a game: Keldon Johnson (18), vs. Tennessee State, 11/23/18
Attempted 20 FT in a game: PJ Washington (20) vs. Kansas State, 3/22/18
Attempted 25 FT in a game: Never
Made 20 Straight FT: Tyler Herro (26), 2/16/19 - 3/5/19
Made 30 Straight FT: Tyler Herro (30), 1/5/19 - 2/16/19

REBOUNDS

15 Rebs: Nick Richards (15) vs. Arkansas, 2/26/19
16 Rebs: Keldon Johnson (17) vs. Auburn, 2/23/19
17 Rebs: Keldon Johnson (17) vs. Auburn, 2/23/19
18 Rebs: PJ Washington (18) vs. VMI, 11/18/18
19 Rebs: Nick Richards (19) vs. Southern Illinois, 11/9/18
20 Rebs: Jared Prickett (20) vs. Arkansas 2/9/94
25 Rebs: Mike Phillips (28) vs. Tennessee 1/10/76
30 Rebs: Cotton Nash (30) vs. Ole Miss 2/8/64
34 Rebs: Bob Burrow (34) vs. Temple 12/10/55
35 Rebs: Never
10+ Rebs in three consecutive games: PJ Washington (3) 1/26/19 - 2/2/19
10+ Rebs in four consecutive games: Julius Randle (4) 3/21/14 - 3/30/14
10+ Rebs in five consecutive games: Julius Randle (10)



THE LAST TIME UK ...

2/12/14 - 3/15/14

10+ Rebs in six consecutive games: Julius Randle (10) 2/12/14 - 3/15/14

10+ Rebs in seven consecutive games: Julius Randle (10) 2/12/14 - 3/15/14

10+ rebs in eight consecutive games: Julius Randle (10) 2/12/14 - 3/15/14

10+ rebs in nine consecutive games: Julius Randle (10) 2/12/14 - 3/15/14

10+ rebs in 10 consecutive games: Julius Randle (10) 2/12/14 - 3/15/14

Two players had 10 rebounds: PJ Washington (13), Reid Travis (12), Keldon Johnson (10) vs. Kansas, 1/26/19

Three players had 10 rebounds: PJ Washington (13), Reid Travis (12), Keldon Johnson (10) vs. Kansas, 1/26/19

ASSISTS

6 assists: Ashton Hagans (7) vs. Tennessee, 2/16/19

7 assists: Ashton Hagans (7) vs. Tennessee, 2/16/19

8 assists: Ashton Hagans (9) at Mississippi State, 2/9/19

9 assists: Ashton Hagans (9) at Mississippi State, 2/9/19

10 assists: Shai Gilgeous-Alexander (10) vs. Ole Miss, 2/28/18

11 assists: Isaiah Briscoe (11) at Ole Miss, 12/29/16

12 assists: De'Aaron Fox (12) vs. Stephen F. Austin, 11/11/16

13 assists: Tyler Ulis (14) vs. LSU, 3/5/16

14 assists: Tyler Ulis (14) vs. LSU, 3/5/16

15 assists: John Wall (16) vs. Hartford, 12/29/09

16 assists: John Wall (16) vs. Hartford, 12/29/09

16 assists: Never

5+ assists in four consecutive games: Ashton Hagans (4) 1/19/19 - 1/29/19

8+ assists in two consecutive games: Ashton Hagans (3) 1/22/19 - 1/29/19

BLOCKS

4 blocks: EJ Montgomery (4) at Ole Miss, 3/5/19

5 blocks: Nick Richards (5) vs. Kansas, 1/26/19

6 blocks: Skal Labissiere (6) vs. Stony Brook, 3/17/16

7 blocks: Karl-Anthony Towns (7) vs. Vanderbilt, 1/20/15

8 blocks: Willie Cauley-Stein (9) vs. Boise State, 12/10/13

9 blocks: Willie Cauley-Stein (9) vs. Boise State, 12/10/13

10 blocks: Nerlens Noel (12) at Ole Miss, 1/29/13

11 blocks: Nerlens Noel (12) at Ole Miss, 1/29/13

12 blocks: Nerlens Noel (12) at Ole Miss, 1/29/13

13 blocks: Never

STEALS

4 steals: Ashton Hagans (4) at Georgia, 1/15/19

5 steals: Ashton Hagans (5) vs. Texas A&M, 1/8/19

6 steals: Ashton Hagans (8) vs. North Carolina, 12/22/18

7 steals: Ashton Hagans (8) vs. North Carolina, 12/22/18

8 steals: Ashton Hagans (8) vs. North Carolina, 12/22/18

9 steals: Never

3+ steals in five consecutive games: Ashton Hagans (7) 12/22/18 - 1/19/19

3+ steals in 10 consecutive games: Never

MINUTES

Played every minute: PJ Washington (40) vs. Kansas State, 3/22/18

Played 40+ minutes: Keldon Johnson (43) vs. Seton Hall, 12/8/18

Played more than 50 minutes: Patrick Patterson (50) vs. Vanderbilt, 1/12/08

FOULS

Fouled out: Nick Richards at Ole Miss, 3/5/19

Two players fouled out: Jarred Vanderbilt, Wenyen Gabriel, at Texas A&M, 2/10/18

Three players fouled out: Hamidou Diallo, Wenyen Gabriel, Nick Richards at South Carolina, 1/16/18

Four players fouled out: Skal Labissiere, Marcus Lee, Alex Poythress, Derek Willis at Kansas, 1/30/16

Technical foul: John Calipari, at Tennessee, 3/2/19

TEAM

WINS/LOSSES

Won 10 straight games: 10, 1/8/19 - 2/9/19

Won 20 straight games: 38, 11/14/14 - 3/28/15

Won 30 straight games: 38, 11/14/14 - 3/28/15

Won 40 straight games: Never

Lost consecutive games: 4, 2/3/18 - 2/14/18

Lost three straight games: 4, 2/3/18 - 2/14/18

Lost four straight games: 4, 2/3/18 - 2/14/18

Lost five straight games: 5, 12/23/89 - 1/6/90

Lost 10 straight games: Never

STARTS

Started four freshmen: EJ Montgomery, Keldon Johnson, Ashton Hagans, Tyler Herro at Ole Miss, 3/5/19

Started five freshmen: Hamidou Diallo, Shai Gilgeous-Alexander, Kevin Knox, Nick Richards, PJ Washington vs. Kansas State, 3/22/18

SCORING

Scored 90 or more points: 92 vs. Monmouth, 11/28/18 (W, 90-44)

Scored 90 or more points (SEC game): 96 vs. Ole Miss, 2/28/18 (W, 96-78)

Scored 100 or more points: 107 vs. UIC, 11/26/17 (W, 107-73)

Scored 100 or more points (SEC game): 100 vs. Texas A&M, 1/3/17 (W, 100-58)

Scored 110 or more points: 115 vs. Arizona State, 11/28/16 (W, 115-69)

Scored 110 or more points (SEC game): 110 vs. Auburn, 2/21/15 (W, 110-75)

Scored 120 or more points: 120 vs. Vanderbilt, 2/7/96 (W, 120-81)

Scored 120 or more points (SEC game): 120 vs. Vanderbilt, 2/7/96 (W, 120-81)

Scored 130 or more points: 143 vs. Georgia, 2/27/56 (W, 143-66)

Scored 140 or more points: 143 vs. Georgia, 2/27/56 (W, 143-66)

Scored 150 or more points: Never

Scored less than 50 points: 48 vs. Vanderbilt, 3/15/13 (L, 64-48)

Scored 100 points in two consecutive games: vs. Cleveland State (11/23/16), vs. UT Martin (11/25/16), vs. Arizona State (11/28/16)

Scored 100 Points in three consecutive games: vs. Cleveland State (11/23/16), vs. UT Martin (11/25/16), vs. Arizona State (11/28/16)

Scored 100 points in consecutive SEC games: 2/27/56-3/3/56

SHOOTING PERCENTAGES

Shot 70% from the field: .722 vs. Mississippi St., 2/15/86

Shot 65% from the field: .667 vs. UIC, 11/26/17

Shot 30% or less from the field: .281 at Texas A&M (1/10/15)

Allowed 50% shooting: .544 vs. Duke, 11/6/18

Allowed 60% shooting: .640 by Florida, 3/4/07

Allowed 30% or less shooting: .276 by Monmouth, 11/28/18 (16-58)

Allowed 20% or less shooting: .197 by Montana State, 11/23/14 (12-61)

FREE THROWS

Shot 90% or better from FT line: 91.3 (21-23) vs. Texas A&M (1/8/19)

Shot 100% from FT Line: 11-11 vs. Florida, 2/7/12

Shot 50% or less from FT line: .471 (8-17) at Texas A&M, 2/10/18

Attempted 40 FT: vs. Tennessee State (41), 11/23/18

Attempted five or less FT: vs. South Carolina (4) 1/21/06

Made 30 FT: 30 vs. Auburn, 3/14/15 (30-35)

3-POINTERS

Hit 0 3-pointers: 0 vs. Davidson, 3/15/18 (0-6)

Hit 10 3-pointers: 11 vs. Auburn, 2/23/19 (11-24)

Hit 11 3-pointers: 11 vs. Auburn, 2/23/19 (11-24)

Hit 12 3-pointers: 12 vs. Utah, 12/15/18 (12-21)

Hit 13 3-pointers: 13 vs. Texas A&M, 1/3/17 (13-25)

Hit 14 3-pointers: 15 vs. Georgia, 3/1/12 (15-27)

Hit 15 3-pointers: 15 vs. Georgia, 3/1/12 (15-27)

Hit 16 3-pointers: 16 vs. UNC-Asheville, 12/23/96 (16-33)

Hit 17 3-pointers: 20 vs. LSU, 3/4/95 (20-35)

Hit 18 3-pointers: 20 vs. LSU, 3/4/95 (20-35)

Hit 19 3-pointers: 20 vs. LSU, 3/4/95 (20-35)

Hit 20 3-pointers: 20 vs. LSU, 3/4/95 (20-35)

Hit 21 3-pointers: 21 vs. North Carolina, 12/27/89 (21-48)

Hit 22 3-pointers: Never

SCORING MARGINS

Won game by 50 points or more: 58 vs. Montana State (W, 86-28) 11/23/14

Won game by 60 points or more: 62 vs. Vanderbilt (W, 106-44) 3/5/03

Won game by 70 points or more: 74 vs. Tennessee-Martin (W, 124-50) 11/26/94

Lost game by 30 points or more: 34 vs. Duke (L, 118-84) 11/6/18

Lost game by 40 points or more: 41 at Vanderbilt (L, 93-52) 2/12/08

Lost game by 50 points or more: 55 at Kansas (L, 150-95) 12/9/89

Lost game by 60 points or more: 70 vs. Central (L, 87-17) 1/28/1910

Lost game by 70 points or more: 70 vs. Central (L, 87-17) 1/28/1910

Game decided by one point: vs. Seton Hall, 12/8/18 (L, 84-83 OT)

Game decided by two points: vs. LSU, 2/11/19 (L, 73-71)

Game decided by three points: vs. Kansas State, 3/22/18 (L, 61-58)

Two consecutive games decided by one point: vs. North Carolina (W, 73-72) 12/3/11 and at Indiana (L, 73-72) 12/10/11

Three consecutive games decided by one point: Never

Two consecutive games decided by two points: at Ole Miss (L, 71-69) 2/1/11 and Florida (L, 70-68) 2/5/11

Came back from 10-point deficit for win: W, 70-66 vs. Arkansas (2/26/19); Trailed by 15 at 45-30 (18:22 in 2nd)

Came back from 11-point deficit for win: W, 70-66 vs. Arkansas (2/26/19); Trailed by 15 at 45-30 (18:22 in 2nd)

Came back from 12-point deficit for win: W, 70-66 vs. Arkansas (2/26/19); Trailed by 15 at 45-30 (18:22 in 2nd)

Came back from 13-point deficit for win: W, 70-66 vs. Arkansas (2/26/19); Trailed by 15 at 45-30 (18:22 in 2nd)

Came back from 14-point deficit for win: W, 70-66 vs. Arkansas (2/26/19); Trailed by 15 at 45-30 (18:22 in 2nd)

Came back from 15-point deficit for win: W, 70-66 vs. Arkansas (2/26/19); Trailed by 15 at 45-30 (18:22 in 2nd)

Came back from 16-point deficit for win: W, 83-76 at West Virginia (1/27/18); Trailed by 17 at 40-23 (18:57 in 2nd)

Came back from 17-point deficit for win: W, 83-76 at West Virginia (1/27/18); Trailed by 17 at 40-23 (18:57 in 2nd)

Came back from 18-point deficit for win: W, 73-67 vs. Vanderbilt (2/28/17); Trailed by 19 at 25-6 (8:03 in 1st)

Came back from 19-point deficit for win: W, 73-67 vs. Vanderbilt (2/28/17); Trailed by 19 at 25-6 (8:03 in 1st)

Came back from 20-point deficit for win: W, 82-79 at Vanderbilt (2/22/97); Trailed by 22 at 40-18 (3:51 in 1st)

Came back from 30-point deficit for win: W, 99-95 at LSU (2/15/94); Trailed by 31 at 68-37 (15:34 in 2nd)

Came back from 31-point deficit for win: W, 99-95 at LSU (2/15/94); Trailed by 31 at 68-37 (15:34 in 2nd)

REBOUNDS

Pulled down 50 rebounds: 50 (21-29) vs. South Carolina, 2/5/19

Pulled down 55 rebounds: 59 (20-39) vs. Arizona State, 11/28/16

Pulled down 60 rebounds: 62 (19-43) vs. Morehead State, 12/16/96

OVERTIME GAMES

Played an overtime game: vs. Seton Hall, 12/8/18 (L, 84-83 OT)

Won an overtime game: vs. Vanderbilt, 1/30/18 (W, 83-81 OT)

Played an SEC overtime game: vs. Vanderbilt, 1/30/18 (W, 83-81 OT)

Won an SEC overtime game: vs. Vanderbilt, 1/30/18 (W, 83-81 OT)

Lost an overtime game: vs. Seton Hall, 12/8/18 (L, 84-83 OT)

Lost an SEC overtime game: at Texas A&M, 2/20/16 (L, 79-77 OT)

Played an overtime game in SEC Tournament: vs. Texas A&M, 3/13/16 (W, 82-77 OT)

Won an overtime game in SEC Tournament: vs. Texas A&M, 3/13/16 (W, 82-77 OT)

Played two overtimes: at Texas A&M, 1/10/15 (W, 70-64 2ot)

Played three overtimes: vs. Temple 12/7/57 (W, 85-83)

Played four overtimes: Never played four overtime game

Played consecutive games that went to overtime: 1/6/15 vs. Ole Miss (W, 89-86) and 1/10/15 at Texas A&M (70-64)



THE LAST TIME A UK OPPONENT ...

INDIVIDUALS

SCORING

Scored 25 points: Terence Davis (25), Ole Miss, 3/5/19
Scored 30 points: Bubba Parham (35), VMI, 11/21/18
Scored 35 Points: Bubba Parham (35), VMI, 11/21/18
Scored 40 points: Elston Turner (40), Texas A&M, 1/12/13
Scored 45 points: David Robinson (45), Navy, 1/25/87
Scored 50 points: Austin Carr (50), Notre Dame, 12/29/79
Scored 60 points: Pete Maravich (64), LSU, 2/21/70
Scored 65 points: Never
Two players had 20 points: Terence Davis (25), Breein Tyree (21), Ole Miss, 3/5/19
Three players had 20 points: R.J. Barrett, Zion Williamson, Cam Reddish, Duke, 11/6/18
Two players had 30 points: Ronnie Henderson (36) and Claren Ceasar (32), LSU, 2/15/94
Five players scored in double figures: Alabama, 1/5/19

FIELD GOALS

Made 15 FG in a game: David Robinson (17), Navy, 1/25/87
Made 16 FG in a game: David Robinson (17), Navy, 1/25/87
Made 17 FG in a game: David Robinson (17), Navy, 1/25/87
Made 18 FG in a game: Steve Downing (19), Indiana, 12/11/71
Made 19 FG in a game: Steve Downing (19), Indiana, 12/11/71
Made 20 FG in a game: Johnny Neumann (20), Ole Miss, 1/2/71
Made 21 FG in a game: Austin Carr (21), Notre Dame, 12/29/70
Made 22 FG in a game: Austin Carr (22), Notre Dame, 3/12/70
Made 23 FG in a game: Pete Maravich (23), LSU, 2/21/70
Made 24 FG in a game: Never
Attempted 17 FG in a game: Breein Tyree (18), Ole Miss, 3/5/19
Attempted 18 FG in a game: Breein Tyree (18), Ole Miss, 3/5/19
Attempted 19 FG in a game: Bubba Parham (20), VMI, 11/28/18
Attempted 20 FG in a game: Bubba Parham (20), VMI, 11/28/18
Attempted 25 FG in a game: R.J. Barrett (26), Duke, 11/6/18
Attempted 30 FG in a game: Freeman Williams (40), Portland State, 12/16/17
Attempted 35 FG in a game: Freeman Williams (40), Portland State, 12/16/17
Attempted 40 FG in a game: Freeman Williams (40), Portland State, 12/16/17
Attempted 45 FG in a game: Johnny Neumann (50), Ole Miss, 1/2/71
Attempted 50 FG in a game: Johnny Neumann (50), Ole Miss, 1/2/71
Attempted 53 FG in a game: Pete Maravich (53), LSU, 2/22/69
Attempted 54 FG in a game: Never

3-POINTERS

Made 5 3-pointers in a game: Jordan Bone (5), Tennessee, 3/2/19
Made 6 3-pointers in a game: Bryce Brown (6), Auburn, 1/19/19
Made 7 3-pointers in a game: Bubba Parham (10), VMI, 11/18/18
Made 8 3-pointers in a game: Bubba Parham (10), VMI, 11/18/18
Made 9 3-pointers in a game: Bubba Parham (10), VMI, 11/18/18
Made 10 3-pointers in a game: Bubba Parham (10), VMI, 11/18/18
Made 11 3-pointers in a game: Corey Allmond (11), Sam Houston State, 11/19/2009
Made 12 3-pointers in a game: Never
Attempted 10 3-pointers in a game: Myles Powell (11), Seton Hall, 12/8/18
Attempted 15 3-pointers in a game: Bubba Parham (16), VMI, 11/18/18
Attempted 16 3-pointers in a game: Bubba Parham (16), VMI, 11/18/18
Attempted 17 3-pointers in a game: Chris Jackson (17), LSU, 2/15/90
Attempted 18 3-pointers in a game: Jeff Boschee (18), Kansas, 3/14/99
Attempted 19 3-pointers in a game: Never

FREE THROWS

Made 10 FT in a game: Jeff Roberson (10), Vanderbilt, 1/30/18
Made 11 FT in a game: J.J. Frazier (12), Georgia, 2/18/17
Made 12 FT in a game: J.J. Frazier (12), Georgia, 2/18/17
Made 13 FT in a game: Sindarius Thornwell (14), South Carolina, 1/21/17

Made 14 FT in a game: Sindarius Thornwell (14), South Carolina, 1/21/17
Made 15 FT in a game: Brenton Williams (15), South Carolina, 3/1/14
Made 16 FT in a game: Dan Cross (16), Florida, 2/18/95
Made 17 FT in a game: John Mengelt (17), Auburn, 3/2/70
Made 18 FT in a game: Pete Maravich (18), LSU, 2/21/70
Made 19 FT in a game: Never
Attempted 10 FT in a game: Breein Tyree (10), Ole Miss, 3/5/19
Attempted 15 FT in a game: J.J. Frazier (15), Georgia, 2/18/17
Attempted 20 FT in a game: Harding McCaleb (25), Louisville, 2/22/16
Attempted 25 FT in a game: Harding McCaleb (25), Louisville, 2/22/16
Attempted 26 FT in a game: Never

REBOUNDS

15 Rebs: Dedric Lawson (15), Kansas, 1/26/19
16 Rebs: Kennedy Meeks (17), North Carolina, 3/26/17
17 Rebs: Kennedy Meeks (17), North Carolina, 3/26/17
18 Rebs: Sean May (19), North Carolina, 12/4/04
19 Rebs: Sean May (19), North Carolina, 12/4/04
20 Rebs: Andrew DeClercq (20), Florida, 1/18/94
25 Rebs: Leon Douglas (25), Alabama, 1/20/75
30 Rebs: Kenneth Stanley (30), USC, 12/4/61
31 Rebs: Never
Two players had 10 rebounds: Desean Murray (11) and Anfernee McLemore (11), Auburn, 2/4/18
Three players had 10 rebounds: Craig Victor II (12), Tim Quarterman (10), Ben Simmons (10), LSU, 1/5/16

ASSISTS

10 assists: Tonny Trocha-Morelos (10), Texas A&M, 3/4/2017
11 assists: Dwyane Wade (11), Marquette, 3/29/03
12 assists: Edgar Padilla (12), UMass, 3/30/96
13 assists: Billy McCaffrey (14), Vanderbilt, 1/13/93
14 assists: Billy McCaffrey (14), Vanderbilt, 1/13/93
15 assists: Eric Richardson (15), Alabama, 2/4/84
16 assists: Never

BLOCKS

5 blocks: Akolda Manyang (5), Utah Valley, 11/10/17
6 blocks: Sagaba Konate (7), West Virginia, 1/27/18
7 blocks: Sagaba Konate (7), West Virginia, 1/27/18
8 blocks: Jarvis Varnado (10), Mississippi State, 1/15/08
9 blocks: Jarvis Varnado (10), Mississippi State, 1/15/08
10 blocks: Jarvis Varnado (10), Mississippi State, 1/15/08
11 blocks: Samaki Walker (11), Louisville, 1/1/95
12 blocks: Never

STEALS

5 steals: Ben Simmons (7), LSU, 3/5/16
6 steals: Ben Simmons (7), LSU, 3/5/16
7 steals: Ben Simmons (7), LSU, 3/5/16
8 steals: Never

TEAM

SCORING

Scored 90 or more points: 118, Duke, 11/6/18 (L, 118-84)
Scored 90 or more points (SEC game): 90, Georgia, 3/4/09 (L, 90-85)
Scored 100 or more points: 118, Duke, 11/6/18 (L, 118-84)
Scored 100 or more points (SEC game): 101, Arkansas, 2/10/93 (L, 101-94)
Scored 110 or more points: 118, Duke, 11/6/18 (L, 118-84)
Scored 110 or more points (SEC game): 110, Vanderbilt, 3/4/67 (L, 110-94)
Scored 120 or more points: 121, North Carolina, 12/27/89 (L, 121-110)
Scored 120 or more points (SEC game): Never
Scored 130 or more points: 150, Kansas, 12/9/89 (L, 150-95)
Scored 140 or more points: 150, Kansas, 12/9/89 (L, 150-95)
Scored 150 or more points: 150, Kansas, 12/9/89 (L, 150-95)
Scored 160 or more points: Never
Scored less than 50 points: 48, South Carolina, 2/5/19 (W, 76-48)
Scored less than 50 points (SEC game): 48, South Carolina, 2/5/19 (W, 76-48)
Scored less than 40 points: 39, West Virginia, 3/26/15 (W, 78-39)
Scored less than 40 points (SEC game): 37, Missouri, 1/13/15 (W, 86-37)
Scored less than 30 points: 28, Montana State, 11/23/14 (W, 86-28)
Scored less than 30 points (SEC game): 26, Georgia Tech,

1/28/46 (W, 86-37)
Scored less than 20 points: 18, Western Ontario, 12/10/49 (W, 90-21)
Scored less than 20 points (SEC game): 18, Alabama, 2/10/40 (W, 46-18)
Scored less than 10 points: 9, Tulane, 12/21/34 (W, 39-9)
Scored less than 10 points (SEC game): Never
Scored less than 5 points: Never

SHOOTING PERCENTAGES

Shot 70% from the field: Never
Shot 60% from the field: .640, Florida, 3/4/07
Shot 50% from the field: .544, Duke, 11/6/18
Shot 30% or less from the field: .276, Monmouth, 11/28/18 (16-58)
Shot 20% or less from the field: .197, Montana State, 11/23/14 (12-61)
Shot 10% or less from the field: Never (shooting percentages not recorded prior to 1947)

3-Pointers

Made 10 or more 3-pointer: 10, Arkansas, 2/26/19
Made 15 or more 3-pointers: 19, VMI, 11/18/18
Made 20 or more 3-pointers: Never
Made zero 3-pointers: 0, Auburn, 1/19/13 (0-15)

FREE THROWS

Shot 90% or better from FT line: 90.9 (20-22), Ole Miss, 3/5/19
Shot 100% from FT Line: 5-5, VMI, 11/18/18
Shot 50% or less from FT line: .357 (5-14), South Carolina, 2/5/19
Attempted 40 FT: 47, Kansas, 1/30/16 (30-47)
Attempted five or less FT: 5, VMI, 11/18/18 (5-5)
Made 30 FT: 30, Tennessee, 2/2/16 (30-34)

REBOUNDS

Pulled down 50 rebounds: 54 (17-37), Florida, 2/4/17



RUPP ARENA

Year-by-Year Records

Season	W-L	Percentage
2018-19	16-1	.941
2017-18	16-2	.889
2016-17	15-2	.882
2015-16	17-0	1.000
2014-15	19-0	1.000
2013-14	16-2	.889
2012-13	16-2	.889
2011-12	18-0	1.000
2010-11	15-0	1.000
2009-10	18-0	1.000
2008-09	12-6	.667
2007-08	14-4	.778
2006-07	14-2	.875
2005-06	10-5	.667
2004-05	14-1	.933
2003-04	11-2	.846
2002-03	12-1	.923
2001-02	12-3	.800
2000-01	11-1	.917
1999-2000	14-0	1.000
1998-99	12-1	.923
1997-98	9-3	.750
1996-97	12-1	.923
1995-96	13-0	1.000
1994-95	12-1	.923
1993-94	13-1	.929
1992-93	16-0	1.000
1991-92	15-2	.882
1990-91	13-0	1.000
1989-90	13-2	.867
1988-89	8-6	.571
1987-88	14-2	.875
1986-87	13-2	.867
1985-86	18-0	1.000
1984-85	11-3	.786
1983-84	16-0	1.000
1982-83	14-1	.933
1981-82	15-1	.938
1980-81	15-0	1.000
1979-80	12-3	.800
1978-79	11-4	.733
1977-78	16-0	1.000
1976-77	12-2	.857
Total	593-69	.896

Top 10 All-Time Attendances

No.	Att.	Opp.	Date	Result
1.	24,479	Louisville	1/20/10	W, 71-62
2.	24,468	N. Carolina	12/5/09	W, 68-66
3.	24,467	Tennessee	2/16/19	W, 86-69
4.	24,465	Florida	2/10/07	L, 64-61
5.	24,459	Florida	2/4/03	W, 70-55
6.	24,432	Louisville	12/17/05	W, 73-61
7.	24,431	Florida	2/25/17	W, 76-66
8.	24,428	Florida	3/7/15	W, 67-50
9.	24,425	Florida	2/15/14	L, 69-59
10.	24,418	Kansas	1/28/17	L, 79-73

Top 10 Attendances of 18-19

No.	Att.	Opp.	Date	Result
1.	24,467	Tennessee	2/16/19	W, 86-69
2.	24,387	Kansas	1/26/19	W, 71-63
3.	23,490	LSU	2/12/19	L, 73-71
4.	23,427	Auburn	2/23/19	W, 80-53
5.	22,504	Vanderbilt	1/12/19	W, 56-47
6.	22,048	Texas A&M	1/8/19	W, 85-74
7.	21,998	Arkansas	2/26/19	W, 70-66
8.	21,922	Utah	12/15/18	W, 88-61
9.	21,853	UNCG	12/1/18	W, 78-61
10.	21,449	Miss. State	1/22/19	W, 76-55

Cats Rock at Rupp

The Wildcats are 593-69 (.896) in Rupp Arena. Among the most notable marks of dominance as the nation's toughest venue to play include:

- A school record 54-game winning streak to begin the John Calipari era
- The Wildcats are 316-43 (.880) in regular-season SEC games in the building
- Kentucky set a new program home record of 19 wins in 2014-15
- The Wildcats have gone undefeated at home in five of John Calipari's 10 seasons
- Overall, UK has posted a perfect mark in 13 of Rupp Arena's 42 seasons

Cal Owns Longest Win Streaks in Rupp

With UK's 2011-12 season-opening victory over Marist, UK head coach John Calipari recorded his 34th consecutive win in Rupp Arena as UK's head coach. It broke former UK head coach Rick Pitino's longest streak of 33 games in the venue.

The winning streak reached as long as 54 games. Calipari didn't suffer his first loss in Rupp Arena until losing to Baylor in his fourth season. The 54-game run, however, was his longest career winning streak. He also had the second-longest streak in the arena as the Cats won 42 straight from March 4, 2014 to Nov. 25, 2016.

Pack the House

Kentucky has led the nation in average home attendance in 20 of the last 23 seasons. That number includes a Rupp Arena record of 24,110 in John Calipari's first season (2009-10) as head coach.

- Kentucky averaged 21,875 fans during the 2017-18 season
- UK has averaged 23,000 or more fans in seven of Calipari's nine complete seasons
- The Wildcats led the nation in average attendance in 2017-18

The Top-Ranked Team at Home

Kentucky has lost just three times at home as the Associated Press top-ranked team in the history of the program and just twice in Rupp Arena. Prior to the loss to UCLA by three on Dec. 3, 2016, the other two losses came by just one point.

The Wildcats are 53-2 all-time as the AP No. 1 team in Rupp Arena since its opening in 1976. The first loss was to Auburn, 53-52, on Jan. 9, 1988.

Coach Cal in Rupp Arena

It's been downright difficult to beat the Wildcats in Rupp Arena during the John Calipari era. UK is 166-9 (.949) in Rupp Arena under Calipari.

- UK is 20-5 (.800) vs. ranked opponents in Rupp in the Calipari era
- The Wildcats are 146-4 (.973) vs. unranked teams in Rupp under Cal
- UK is 86-3 (.966) at home vs. nonconference foes under Calipari
- Calipari notched his 100th career win in Rupp Arena as UK's coach with the Wildcats' 110-75 rout of Auburn on Feb. 21, 2014. It took Calipari just 104 games to reach the century mark at home, the fastest of any UK coach

Cal Passes Hall for Rupp Record

With a 101-70 victory over Cleveland State on Nov. 23, 2016, John Calipari passed former UK head coach Joe B. Hall for wins in Rupp Arena history.

Calipari currently has 166 victories inside the historic venue. Hall won 122.

Rupp Arena Quick Facts

Year Opened:	1976
First Game:	Nov. 27, 1976
All-Time Record:	593-69 (89.6)
Record Under Calipari:	166-9 (94.9)
Capacity:	23,000
Record Crowd:	24,479 (1/20/10)
Longest Winning Streak:	54 (11/9/10-12/1/12)
Current Winning Streak:	3

2018-19 Opponent Breakdown

Southern Illinois (Nov. 9)

All-time games in Rupp Arena: One
UK record in Rupp vs. SIU: 1-0
Last time in Rupp Arena: UK, 71-59 (11/9/18)

North Dakota (Nov. 14)

All-time games in Rupp Arena: One
UK record in Rupp vs. NDU: 1-0
Last time in Rupp Arena: UK, 96-58 (11/14/18)

VMI (Nov. 18)

All-time games in Rupp Arena: Three
UK record in Rupp vs. VMI: 2-1
Last time in Rupp Arena: UK, 92-82 (11/18/08)

Winthrop (Nov. 21)

All-time games in Rupp Arena: Three
UK record in Rupp vs. WU: 3-0
Last time in Rupp Arena: UK, 87-74 (11/21/18)

Tennessee State (Nov. 23)

All-time games in Rupp Arena: Four
UK record in Rupp vs. TSU: 4-0
Last time in Rupp Arena: UK, 77-62 (11/23/18)

Monmouth (Nov. 28)

All-time games in Rupp Arena: One
UK record in Rupp vs. MU: 1-0
Last time in Rupp Arena: UK, 90-44 (11/28/18)

UNC Greensboro (Nov. 23)

All-time games in Rupp Arena: One
UK record in Rupp vs. UNCG: 1-0
Last time in Rupp Arena: UK, 78-61 (12/1/18)

Utah (Dec. 15)

All-time games in Rupp Arena: Three
UK record in Rupp vs. Utah: 2-1
Last time in Rupp Arena: UK, 88-61 (12/15/18)

Texas A&M (Jan. 8)

All-time games in Rupp Arena: Six
UK record in Rupp vs. TAMU: 4-2
Last time in Rupp Arena: UK, 85-74 (1/8/19)

Vanderbilt (Jan. 12)

All-time games in Rupp Arena: 41
UK record in Rupp vs. VU: 39-2
Last time in Rupp Arena: UK, 56-47 (1/12/19)

Mississippi State (Jan. 22)

All-time games in Rupp Arena: 30
UK record in Rupp vs. MSU: 28-2
Last time in Rupp Arena: UK, 76-55 (1/22/19)

Kansas (Jan. 26)

All-time games in Rupp Arena: Seven
UK record in Rupp vs. KU: 5-2
Last time in Rupp Arena: UK, 71-63 (1/29/19)

South Carolina (Feb. 5)

All-time games in Rupp Arena: 27
UK record in Rupp vs. USC: 25-2
Last time in Rupp Arena: UK, 76-48 (2/5/19)

LSU (Feb. 12)

All-time games in Rupp Arena: 32
UK record in Rupp vs. LSU: 26-6
Last time in Rupp Arena: LSU, 73-71 (2/12/19)

Tennessee (Feb. 16)

All-time games in Rupp Arena: 43
UK record in Rupp vs. UT: 38-5
Last time in Rupp Arena: UK, 86-69 (2/16/19)

Auburn (Feb. 23)

All-time games in Rupp Arena: 30
UK record in Rupp vs. AU: 28-2
Last time in Rupp Arena: UK, 80-53 (2/23/19)

Arkansas (Feb. 26)

All-time games in Rupp Arena: 16
UK record in Rupp vs. UA: 13-3
Last time in Rupp Arena: UK, 70-66 (2/26/19)

Florida (Jan. 20)

All-time games in Rupp Arena: 42
UK record in Rupp vs. UF: 34-8
Last time in Rupp Arena: UF, 66-64 (1/20/18)



COACH CALIPARI

UK vs. AP Ranked Foes Under Cal

In John Calipari Era (2009-Present)

57-29

at No. 7 Tennessee	March 2, 2019	L, 71-52
vs. No. 1 Tennessee	Feb. 16, 2019	W, 86-69
vs. No. 19 LSU	Feb. 13, 2019	L, 73-71
vs. No. 9 Kansas	Jan. 26, 2019	W, 71-63
vs. No. 22 Mississippi State	Jan. 22, 2019	W, 76-55
at No. 14 Auburn	Jan. 19, 2019	W, 82-80
vs. No. 9 North Carolina (Chicago)	Dec. 22, 2018	W, 80-72
vs. No. 4 Duke (Indianapolis)	Nov. 6, 2018	L, 118-84
vs. No. 13 Tennessee (SECT)	March 11, 2018	W, 77-72
at No. 10 Auburn	Feb. 14, 2018	L, 76-66
vs. No. 15 Tennessee	Feb. 6, 2018	L, 61-59
at No. 7 West Virginia	Jan. 27, 2018	W, 83-76
at No. 23 Tennessee	Jan. 6, 2018	L, 76-65
vs. No. 4 Kansas (Chicago)	Nov. 14, 2017	L, 65-61
vs. No. 6 North Carolina (NCAA)	March 26, 2017	L, 75-73
vs. No. 8 UCLA (NCAA)	March 24, 2017	W, 86-75
vs. No. 19 Wichita St. (NCAA)	March 19, 2017	W, 65-62
vs. No. 13 Florida	Feb. 25, 2017	W, 76-66
at No. 24 Florida	Feb. 4, 2017	L, 88-66
vs. No. 2 Kansas	Jan. 28, 2017	L, 79-73
vs. No. 24 South Carolina	Jan. 21, 2017	W, 85-69
at No. 10 Louisville	Dec. 21, 2016	L, 73-70
vs. No. 7 North Carolina (Las Vegas)	Dec. 17, 2016	W, 103-100
vs. No. 11 UCLA	Dec. 3, 2016	L, 97-92
vs. No. 13 Michigan St. (New York)	Nov. 15, 2016	W, 69-48
vs. No. 14 Indiana (NCAA)	March 19, 2016	L, 73-67
vs. No. 17 Texas A&M (SECT)	March 13, 2016	W, 82-77
at No. 4 Kansas	Jan. 30, 2016	L, 90-84
vs. No. 16 Louisville	Dec. 27, 2015	W, 75-73
vs. No. 5 Duke (Chicago)	Nov. 17, 2015	W, 74-63
vs. No. 3 Wisconsin (NCAA)	April 4, 2015	L, 71-64
vs. No. 8 Notre Dame (NCAA)	March 28, 2015	W, 68-66
vs. No. 20 West Virginia (NCAA)	March 26, 2015	W, 78-39
vs. No. 21 Arkansas (SECT)	March 15, 2015	W, 78-63
vs. No. 18 Arkansas	Feb. 28, 2015	W, 84-67
at No. 4 Louisville	Dec. 27, 2014	W, 58-50
vs. No. 21 North Carolina	Dec. 13, 2014	W, 84-70
vs. No. 6 Texas	Dec. 5, 2014	W, 63-51
vs. No. 5 Kansas (Indianapolis)	Nov. 18, 2014	W, 72-40
vs. No. 18 UConn (NCAA)	April 7, 2014	L, 60-54
vs. No. 12 Wisconsin (NCAA)	April 5, 2014	W, 74-73
vs. No. 7 Michigan (NCAA)	March 30, 2014	W, 75-72
vs. No. 5 Louisville (NCAA)	March 28, 2014	W, 74-69
vs. No. 2 Wichita St. (NCAA)	March 23, 2014	W, 78-76
vs. No. 1 Florida (SECT)	March 16, 2014	L, 61-60
at No. 1 Florida	March 8, 2014	L, 84-65
vs. No. 3 Florida	Feb. 15, 2014	L, 69-59
vs. No. 4 Louisville	Dec. 28, 2013	W, 73-66
at No. 18 North Carolina	Dec. 14, 2013	L, 82-77
vs. No. 20 Baylor (Dallas)	Dec. 6, 2013	L, 67-62
vs. No. 2 Michigan St. (Chicago)	Nov. 12, 2013	L, 78-74
vs. No. 11 Florida	March 9, 2013	W, 61-57
at No. 7 Florida	Feb. 12, 2013	L, 69-52
at No. 16 Ole Miss	Jan. 29, 2013	W, 87-74
at No. 4 Louisville	Dec. 29, 2012	L, 80-77
vs. No. 9 Duke (Atlanta)	Nov. 13, 2012	L, 75-68
vs. No. 6 Kansas (NCAA)	April 2, 2012	W, 67-59
vs. No. 17 Louisville (NCAA)	March 31, 2012	W, 69-61
vs. No. 9 Baylor (NCAA)	March 25, 2012	W, 82-70
vs. No. 16 Indiana (NCAA)	March 23, 2012	W, 87-71
vs. No. 22 Florida (SECT)	March 10, 2012	W, 74-71
at No. 16 Florida	March 4, 2012	W, 74-59
vs. No. 8 Florida	Feb. 7, 2012	W, 78-58
vs. No. 4 Louisville	Dec. 31, 2011	W, 69-62
vs. No. 5 North Carolina	Dec. 3, 2011	W, 73-72
vs. No. 12 Kansas (New York)	Nov. 15, 2011	W, 75-65
vs. No. 9 UConn (NCAA)	April 2, 2011	L, 56-55
vs. No. 7 North Carolina (NCAA)	March 27, 2011	W, 76-69
vs. No. 1 Ohio State (NCAA)	March 25, 2011	W, 62-60
vs. No. 22 West Virginia (NCAA)	March 19, 2011	W, 71-63
vs. No. 12 Florida (SECT)	March 13, 2011	W, 70-54
vs. No. 21 Vanderbilt	March 1, 2011	W, 68-66
at No. 13 Florida	Feb. 26, 2011	W, 76-68
at No. 21 Vanderbilt	Feb. 12, 2011	L, 81-77
at No. 22 Louisville	Dec. 31, 2010	W, 78-63
vs. No. 23 Notre Dame (Louisville)	Dec. 8, 2010	W, 72-58
vs. No. 13 Washington (Maui)	Nov. 23, 2010	W, 74-67
vs. No. 6 West Virginia (NCAA)	March 27, 2010	L, 73-66
vs. No. 15 Tennessee (SECT)	March 13, 2010	L, 74-45
at No. 19 Tennessee	Feb. 27, 2010	L, 74-65
at No. 17 Vanderbilt	Feb. 20, 2010	W, 58-56
vs. No. 12 Tennessee	Feb. 13, 2010	W, 73-62
vs. No. 25 Ole Miss	Feb. 2, 2010	W, 85-75
vs. No. 21 Vanderbilt	Jan. 30, 2010	W, 85-72
vs. No. 14 UConn (New York)	Dec. 9, 2009	W, 64-61
vs. No. 10 North Carolina	Dec. 5, 2009	W, 68-66

Calipari's Record at UK vs:

vs. No. 1	2-2
vs. Top 3	3-6
vs. Top 5	10-10
vs. Top 10	23-18
vs. Top 15	36-21
vs. Top 20	46-26
vs. Top 25	57-29
Home	20-5
Away	7-12
Neutral	30-12
SEC Tourney	5-1
NCAA Tourney	15-6

Moving Up the Kentucky Career Wins List

With an 80-53 victory vs. Auburn on Feb. 23, 2019, John Calipari moved past Joe B. Hall for the second most wins in program history. Calipari trails only the legendary Adolph Rupp (876 wins) for the most wins at Kentucky and earned win No. 300 at Ole Miss on Tuesday.

When Calipari tied Hall with his 297th win at Missouri on Feb. 19, 2019, the did so 32 games faster than Hall and just two games slower than Rupp.

Although he's still climbing the charts, he's doing it nearly as fast as anyone else in school history. With the win over Ole Miss on Tuesday, Calipari became the fourth-fastest coach to 300 wins at one program in NCAA history. Only Bill Self (358 games at Kansas), Claire Bee (359 games at Long Island) and Adolph Rupp (366 at UK) got there faster.

Calipari passed Tubby Smith on Dec. 1, 2019, for the third-most coached games at UK. Smith's 10-year career with the Wildcats ended with his 346th game. Calipari and UK's win over UNC Greensboro on Dec. 1 marked the 347th career game he's been at the helm.

Rupp is obviously first in games coached with a 42-year tenure spanning 1,066 career games.

First-Ballot Hall of Famer

Kentucky men's basketball coach John Calipari joined basketball's fraternity of legends in September 2015 after being elected to the Naismith Memorial Basketball Hall of Fame on the first ballot.

Calipari joined an elite group of basketball players and coaches in the Naismith Hall of Fame, considered to be one of the ultimate honors in the sport. The Class of 2015 included Calipari, Dick Cochet, Wildcat Louie Dampier, Lindsay Gaze, Tom Heinsohn, John Isaacs, Spencer Haywood, Lisa Leslie, Dikembe Mutombo, George Raveling and Jojo White.

A Decorated Decade

Entering year No. 10 at Kentucky, John Calipari's time in Lexington has been every bit as successful -- and more -- as fans could have hoped when he agreed to become the head coach at UK back in the spring of 2009.

By just about every measure, he's been the most successful coach in college basketball during his time at Kentucky as he gets ready to put the first decade behind him. Among schools who have been to at least two Elite Eights and a Final Four since 2009-10, Calipari ranks:

- Second in wins (300)
- First in NCAA Tournament wins (28)
- Fourth in NCAA titles (one)
- First in Final Four appearances (four)
- First in Elite Eight appearances (six)
- First in Sweet 16 appearances (seven)
- Third in regular-season conference titles (five)
- Second in league tournament titles (six)

700 Victories and Counting

With Kentucky's win over UIC on Nov. 26, 2017, John Calipari reached the 700 on-court win plateau. He is one of just 41 coaches, regardless of NCAA level of classification, to reach that barrier. Only 29 coaches have done it with at least 10 seasons at the Division I level.

Calipari became the fourth-fastest coach to 700 on-court wins ever. Only Adolph Rupp (836 games), Jerry Tarkanian (876 games) and Roy Williams (879 games) did it faster.

Calipari is currently the only coach in NCAA history with at least 189 victories at three different schools.

Calipari in Elite Company with Conference Championships

Kentucky men's basketball coach John Calipari added another first to his Hall of Fame career in 2017.

When Kentucky clinched at least a share of the 2017 Southeastern Conference championship by beating Vanderbilt on Feb. 28, 2017, he made history as a head coach. Calipari became the first NCAA Division I coach to lead three different programs (UMass, Memphis, Kentucky) to five on-court regular-season league titles five different times. He won the Atlantic 10 at the helm of UMass in 1992, 93, 94, 95 and 96. Memphis claimed the Conference USA crown in 2004, 06, 07, 08 and 09. Kentucky has captured the SEC five times in 2010, 12, 15, 16 and 17.

Perhaps more impressive is that Calipari has 30 combined regular-season and tournament championships after the 2018 SEC Tournament title. That trails only Mark Few of Gonzaga (33 titles with the West Coast Conference regular-season title in 2019) among all active coaches. All-time, Calipari trails only the great Adolph Rupp (41) and Few.

Calipari Unrivaled in Conference

John Calipari has won 15 league regular-season championships (including the 2010, 2012, 2015, 2016 and 2017 SEC championships) seven more than the next-closest coach in the SEC (Bruce Pearl has eight conference titles). With a 2018 SEC Tournament championship -- Calipari's fourth straight and sixth at UK -- he owns 15 conference tournament titles, 11 more than his closest competitors (Ben Howland and Kermit Davis).

He's tallied a 343-104 (.767) all-time record within conference play as a head coach and owns a 135-38 (.780) record since joining the SEC. His 135 total wins are the second-most among Division I coaches since 1996-97 over their first 10 seasons with a program, while his winning percentage ranks third. He trails only Bill Self (.137) in wins and Mark Few (.907) and Self (.835) in winning percentage. Only Adolph Rupp (.833) had a better winning percentage through his first 10 seasons in league play in Kentucky's history. Calipari's wins are one more than Joe B. Hall (134) and his winning percentage tops both Hall (.744) and Tubby Smith (.750).

Although he's been publicly outspoken against conference tournaments -- only because he doesn't favor playing three or more games on consecutive days to win the tournament -- his teams have gotten up for them. Calipari's teams at UMass, Memphis and Kentucky have been to 19 conference championship games in his 26-year career, winning a remarkable 15 of them.

30 is the new 20: Calipari Secures Another 20-Win Season

With a 71-67 win over Mississippi State on Feb. 9, 2019, John Calipari achieved another feat in his decorated coaching career. With his 20th victory in 2019, he secured his 25th consecutive on-court 20-win season. He leads all active coaches with that streak, ahead of Mike Krzyzewski (23) and Bill Self (21).

With a first-round win over Northern Kentucky in the 2017 NCAA Tournament, Calipari and the Cats clinched a 30-win season for the fourth time as UK's head coach. Calipari has 10 seasons with 30 or more on-court wins. Only Krzyzewski (14) and Roy Williams (12) have more 30-win seasons as an active head coach. Calipari is the first coach in NCAA Division I history to record five straight on-court 30-win seasons, notching 30 wins in consecutive seasons from 2005-06 to 2009-10.

There's No Place Like Home

Since the 2000-01 season, John Calipari-coached teams have posted a 319-28 (.919) record at home. At UK, Coach Cal is 166-9 (.949) in Rupp Arena.

ON PACE WITH THE BARON OF THE BLUEGRASS

- Legendary coach Adolph Rupp won 876 career games while he was the coach of UK. He also led Kentucky to five NCAA titles during his 41-year tenure.
- John Calipari is just behind pace with Rupp to begin his career at UK in total victories. Calipari (.813) is slightly behind Rupp (.822) in total UK career winning percentage.

Coach	Games	Record	Next Game (370th Game)
Adolph Rupp	369	303-66	def. Notre Dame 60-30 (Feb. 1, 1947)
John Calipari	369	300-69	March 9 vs. Florida
Joe B. Hall	369	280-89	lost to Indiana 81-68 (Dec. 8, 1984)



COACH CALIPARI

UK vs. AP Ranked Foes Under Cal Record as AP Top-Ranked Coach Since 2009-10

Coach	Schools	Records
1. John Calipari	Kentucky	69-7
2. Mike Krzyzewski	Duke	47-9
3. Bill Self	Kansas	42-8
4. Jay Wright	Villanova	28-6
5. Mark Few	Gonzaga	15-3
6. Jim Boeheim	Syracuse	15-4
7. Tom Crean	Indiana	14-3
8. Thad Matta	Ohio State	13-2
9. Sean Miller	Arizona	12-1
10. Billy Donovan	Florida	11-1

Record as AP Top-Ranked Coach Active

Coach	Schools	Records
1. Mike Krzyzewski	Duke	213-33
2. John Calipari	UK, Memphis, UMass	110-12
3. Roy Williams	UNC, Kansas	95-18
4. Bill Self	Kansas	44-9
5. Bruce Weber	Illinois	30-2
6. Jay Wright	Villanova	28-6
7. Jim Boeheim	Syracuse	24-5
8. Bob Huggins	Cincinnati	20-4
9. Mark Few	Gonzaga	15-3
10. Tom Crean	Indiana	14-3

through games on March 5

In five of Calipari's 10 seasons at Kentucky, the Wildcats have posted an undefeated record at home, including a school-record 19-0 mark during the 2014-15 season.

Calipari owns both of UK's longest winning streaks in the arena. He began his career at UK with a 54-game winning streak at Rupp Arena. It was the longest winning streak since the arena opened in 1976. With a win over Georgia on Feb. 9, 2016, he secured the second-longest streak in the storied building at 34 games (which ended at 42).

Coach	Streak (Yrs)
1. John Calipari	54 (2010-13)
2. John Calipari	42 (2014-17)
3. Rick Pitino	33 (1992-94)
4. Joe B. Hall	30 (1981-82)
5. Rick Pitino	27 (1995-97)

Life Away From Home Isn't So Bad Either

As good as John Calipari's team's have been at home, they're pretty good in hostile environments on the road. Dating back to the 2005-06 season, Calipari has recorded a 100-45 (.690) record on the road. At neutral-site venues, Kentucky is 73-18 (.802) all-time under Calipari.

Calipari at No. 1

John Calipari is one of just two coaches (Frank McGuire) to lead three programs to a No. 1 ranking. Calipari has led six of his 10 UK teams to the ranking and seven of his last 12 teams to the No. 1 ranking (he's done it nine times overall).

When Coach Cal's teams have been at the top, they've been difficult to knock off:

- Calipari is 110-12 (.902) as the top-ranked Associated Press Top 25 coach in the country
- He's 69-7 (.908) when his team is at the top of the AP Top 25 as UK's head coach
- Calipari tallied a 32-4 mark at UMass at No. 1 and he was 9-1 at Memphis when he had the Tigers at the pinnacle of the rankings
- He (110) trails only Duke's Mike Krzyzewski (213) in active coaches with victories at No. 1
- Calipari has coached 122 career games as a No. 1 team, the fourth most in NCAA history, trailing Krzyzewski (246), John Wooden (228) and Adolph Rupp (131)
- Among coaches who have owned a No. 1 ranking in at least 119 games, Calipari's winning percentage of .902 trails only Wooden (.952) and is ahead of active coach Krzyzewski (.866)
- Calipari is 5-4 vs. the top-ranked team in the land, including 2-2 at Kentucky

The Success Rate

John Calipari has graduated 100 percent of the players (18 of 18) who have been eligible to receive their diploma by the end of their senior years and exhausted their athletic eligibility. Of that group, Patrick Patterson, Jarrod Polson and Alex Poythress completed their degrees in three years. Jonny David and Brad Calipari are on track to graduate in May of 2019.

In the NCAA's Academic Progress Rate, which measures eligibility, retention and graduation, UK has posted a single-year Academic Progress Rate of 977 or higher in every season under Calipari, including a perfect 1,000 in the last five single-year reports. Kentucky's four-year composite score in the most recent report, which was released in May of 2018, was a 1,000, earning the team an NCAA aca-

All-Time Calipari Draft Picks

Player (School)	Round	Year (Overall)
Bam Adebayo (UK)	First	2017 (14)
Eric Bledsoe (UK)	First	2010 (18)
Devin Booker (UK)	First	2015 (13)
Antonio Burks (MEM)	Second	2004 (36)
Marcus Camby (UMASS)	First	1996 (2)
Rodney Carney (MEM)	First	2006 (16)
DeMarcus Cousins (UK)	First	2010 (5)
Willie Cauley-Stein (UK)	First	2015 (6)
Anthony Davis (UK)	First	2012 (1)
Hamidou Diallo (UK)	Second	2018 (45)
Joey Dorsey (MEM)	Second	2008 (33)
C. Douglas-Roberts (MEM)	Second	2008 (40)
Robert Dozier (MEM)	Second	2009 (60)
Tyreke Evans (MEM)	First	2009 (4)
De'Aaron Fox (UK)	First	2017 (5)
S. Gilgeous-Alexander (UK)	First	2018 (11)
Archie Goodwin (UK)	First	2013 (29)
Josh Harrellson (UK)	Second	2011 (45)
Andrew Harrison (UK)	Second	2015 (44)
Dakari Johnson (UK)	Second	2015 (48)
Terrence Jones (UK)	First	2012 (18)
Enes Kanter (UK)	First	2011 (3)
Michael Kidd-Gilchrist	First	2012 (2)
Brandon Knight (UK)	First	2011 (8)
Kevin Knox (UK)	First	2018 (9)
Skal Labissiere (UK)	First	2016 (28)
Doron Lamb (UK)	Second	2012 (42)
DeAndre Liggins (UK)	Second	2011 (53)
Trey Lyles (UK)	First	2015 (12)
Darius Miller (UK)	Second	2012 (46)
Malik Monk (UK)	First	2017 (11)
Jamal Murray (UK)	First	2016 (7)
Nerlens Noel (UK)	First	2013 (6)
Daniel Orton (UK)	First	2010 (29)
Patrick Patterson (UK)	First	2010 (14)
Julius Randle (UK)	First	2014 (7)
Lou Roe (UMass)	Second	1995 (30)
Derrick Rose (MEM)	First	2008 (1)
Marquis Teague (UK)	First	2012 (29)
Karl-Anthony Towns (UK)	First	2015 (1)
Tyler Ulis (UK)	Second	2016 (34)
Jarrod Vanderbilt (UK)	Second	2018 (41)
Dajuan Wagner (MEM)	First	2002 (6)
John Wall (UK)	First	2010 (1)
Shawne Williams (MEM)	First	2006 (17)
James Young (UK)	First	2014 (17)

UK Collegiate Awards Under Calipari

All-America Honors	All-SEC	Shai Gilgeous-Alexander	2018
DeMarcus Cousins (2010) AP (1), NABC (2), USBWA (2), SN (2)	D. Cousins (2010) 1st (Coaches/AP) P. Patterson (2010) 1st (Coaches/2nd AP) John Wall (2010) 1st (Coaches/AP) T. Jones (2011) 1st (Coaches/AP) B. Knight (2011) 1st (Coaches/2nd AP) Anthony Davis (2012) 1st (Coaches/AP) M. Kidd-Gilchrist (2012) 1st (Coaches/AP) T. Jones (2012) 2nd (Coaches/AP) Doron Lamb (2012) 2nd (Coaches) Nerlens Noel (2013) 1st (Coaches/AP) Julius Randle (2014) 1st (Coaches/AP) James Young (2014) 2nd (Coaches) Devin Booker (2015) 2nd (Coaches) W. Cauley-Stein (2015) 1st (Coaches/AP) Aa. Harrison (2015) 2nd (Coaches/AP) K. Towns (2015) 1st (Coaches/AP) Tyler Ulis (2016) 1st (Coaches/AP) Jamal Murray (2016) 1st (Coaches/AP) Malik Monk (2017) 1st (Coaches/AP) De'Aaron Fox (2017) 1st (Coaches/AP) Bam Adebayo (2017) 2nd (Coaches/AP) Kevin Knox (2018) 1st (Coaches) S. G. Alexander (2018) 2nd (Coaches)	NCAA Final Four Team Anthony Davis (MVP) 2012 Michael Kidd-Gilchrist 2012 Doron Lamb 2012 Julius Randle 2014 James Young 2014 NCAA Regional Tournament DeMarcus Cousins 2010 John Wall 2010 Josh Harrellson 2011 B. Knight (MVP) 2011 DeAndre Liggins 2011 M. Kidd-Gilchrist (MVP) 2012 Anthony Davis 2012 Doron Lamb 2012 Aaron Harrison 2014 Marcus Lee 2014 Julius Randle (MVP) 2014 Willie Cauley-Stein 2015 Andrew Harrison 2015 K. Towns (MVP) 2015 De'Aaron Fox 2017 Isaac Humphries 2017 SEC All-Tournament Team John Wall 2010 Eric Bledsoe 2010 DeMarcus Cousins 2010 Darius Miller 2011 Brandon Knight 2011 Josh Harrellson 2011 Anthony Davis 2012 Terrence Jones 2012 Aaron Harrison 2014 Julius Randle 2014 Willie Cauley-Stein 2015 Aaron Harrison 2015 Andrew Harrison 2015 Jamal Murray 2016 Tyler Ulis 2016 Bam Adebayo 2017 De'Aaron Fox 2017 Dominique Hawkins 2017 Wenwen Gabriel 2018 S. Gilgeous-Alexander 2018 Kevin Knox 2018 SEC Tournament MVP John Wall 2010 Darius Miller 2011 Willie Cauley-Stein 2015 Tyler Ulis 2016 De'Aaron Fox 2017 S. Gilgeous-Alexander 2018	
John Wall (2010) AP (1), NABC (2), USBWA (2), SN (2)			
Anthony Davis (2012) AP (1), NABC (2), USBWA (2), SN (2)			
Michael Kidd-Gilchrist (2012) AP (3), USBWA (2), NABC (3), SN (2)			
Julius Randle (2014) NABC (3)			
Willie Cauley-Stein (2015) NABC (1), USBWA (1), SN (1)			
Karl-Anthony Towns (2015) SN (3)			
Tyler Ulis (2016) AP (1), SN (1), USBWA (2), NABC (2)			
Malik Monk (2017) SN (2), USBWA (2), NABC (2), AP (2)			
SEC Player of the Year John Wall 2010 (Coaches/AP) Anthony Davis 2012 (Coaches/AP) Tyler Ulis 2016 (Coaches/AP) Malik Monk 2017 (AP)			
SEC Defensive Player of the Year Anthony Davis 2012 (Coaches) Nerlens Noel 2013 (Coaches) Willie Cauley-Stein 2015 (Coaches) Tyler Ulis 2016 (Coaches)			
SEC Freshman (Coaches)/Newcomer (AP) of the Year DeMarcus Cousins 2010 (Coaches) John Wall 2010 (AP) Terrence Jones 2011 (Coaches/AP) Anthony Davis 2012 (Coaches/AP) Nerlens Noel 2013 (Coaches/AP) Julius Randle 2014 (Coaches/AP) Karl-Anthony Towns 2015 (Coaches/AP) Malik Monk 2017 (Coaches/AP) Kevin Knox 2018 (Coaches)			
SEC Sixth Man of the Year Darius Miller 2012 (Coaches) Kyle Wiltjer 2013 (Coaches) Devin Booker 2015 (Coaches)			
CoSIDA Academic All-America Alex Poythress (2nd) 2016			
All-SEC Defensive Team Patrick Patterson 2010 DeAndre Liggins 2011 Anthony Davis 2012 Michael Kidd-Gilchrist 2012 Nerlens Noel 2013 Willie Cauley-Stein 2013 Willie Cauley-Stein 2015 Tyler Ulis 2016			
Coaches' All-SEC Freshman Team Eric Bledsoe 2010 DeMarcus Cousins 2010 John Wall 2010 Brandon Knight 2011 Terrence Jones 2011 Doron Lamb 2011 Anthony Davis 2012 Michael Kidd-Gilchrist 2012 Willie Cauley-Stein 2013 Archie Goodwin 2013 Nerlens Noel 2013 Alex Poythress 2013 Julius Randle 2014 James Young 2014 Devin Booker 2015 Trey Lyles 2015 Karl-Anthony Towns 2015 Tyler Ulis 2015 Jamal Murray 2016 Malik Monk 2017 De'Aaron Fox 2017 Bam Adebayo 2017 Kevin Knox 2018			



COACH CALIPARI

demarc award for the fourth year in a row for finishing in the top 10 percent of Division I men's basketball programs. Under Calipari, the Wildcats routinely post a 3.0 grade-point average or better.

Dream Maker

As someone who prides himself on helping young men reach their dreams, Coach Cal has helped 46 players earn selection in the NBA Draft during his college coaching career, including 35 over his first nine seasons at Kentucky, which is more than any other coach.

- Four No. 1 overall selections (Derrick Rose, John Wall, Anthony Davis and Karl-Anthony Towns) during the nine drafts from 2008 to 2016. No other coach has more than two No. 1 picks
- In 2010, five of his UK players were selected in the first round for the first time in NBA history
- His six players in the 2012 and 2015 NBA drafts are the most in the two-round era
- Churned out 35 NBA Draft picks, 26 first-rounders, three No. 1 overall selections, seven top-five picks and 19 lottery picks at Kentucky
- Of the 54 players who have finished their college careers at Kentucky under Calipari, 35 have been selected in the NBA Draft (64.8 percent)
- Of the 21 players at UK who have declared for the NBA Draft after their freshman seasons, all 23 of 25 have been first-round picks. He is 27 for 29 in that regard when including his players from Memphis
- Dating back to the 2008 draft, 40 players under Coach Cal have been taken in the NBA Draft, including 28 first-rounders
- Only coach to produce the top two picks in the same draft (2012 - Anthony Davis and Michael Kidd-Gilchrist)
- Produced a top-10 pick in 11 straight drafts since 2008, the only school to do so during that time period

Developing Talent

John Calipari hasn't just signed the best talent in the country while he's been at Kentucky; he's been the best at developing that talent and getting it ready for the next level.

Of the 30 top-25 Rivals.com players Kentucky has signed and have completed their college eligibility at UK, 26 were drafted and 21 were selected in the first round. But that's only half the story. Calipari's players don't just make it to the pros; they're better prepared than anyone else. The proof is in the numbers.

Over the course of his career, Calipari's nearly 50 NBA pros have nearly \$1.9 billion in NBA contracts alone, which doesn't include endorsement deals and overseas contracts. Of his UK players in the NBA, they've earned nearly \$1.5 billion in guaranteed contracts.

Double-Digit Win Streaks

Kentucky's 10-game winning streak this season -- its longest since winning 14 consecutive games near the end of the 2016-17 season -- was not abnormal for John Calipari-coached teams. Calipari's teams have posted 19 streaks of 10 or more wins at Kentucky, Memphis and UMass, including seven at UK.

They've won have won 15 or more straight games nine times, 20 or more six times, 25 or more five times, and 30 or more one time. Of course, the most famous streak was the 38-0 start during the 2014-15 season.

1. 38 Kentucky, 2014-15	6. 24 Kentucky, 2011-12	T10. 14 UMass, 1991-92	T16. 10 Kentucky, 2018-19
2. 27 Memphis, 2008-09	7. 19 Kentucky, 2009-10	T12. 12 Memphis, 2007-08	T16. 10 Kentucky, 2010-11
T3. 26 Memphis, 2007-08	8. 16 UMass, 1994-95	T12. 12 Memphis, 2002-03	T16. 10 Memphis, 2001-02
T3. 26 UMass, 1995-96	9. 15 Memphis, 2005-06	T12. 12 UMass, 1992-93	T16. 10 UMass, 1993-94
5. 25 Memphis, 2006-07	T10. 14 Kentucky, 2016-17	15. 11 Memphis, 2003-04	

Calipari Knows Defense

Although the 2018-19 Wildcats are off to a slow defensive start, defense has always been a staple of John Calipari-coached teams. Dating back to complete NCAA records beginning in 2001-02, Calipari's teams have been among national leaders in several critical defensive categories.

Year	FG % Def.	3PT FG % Def.	Rebound Margin	Scoring Margin	Blocks
2001-02 (UM)	13th (39.5)	N/A (29.3)	11th (+6.6)	15th (+11.2)	54th (4.4)
2002-03 (UM)	28th (40.6)	N/A (29.3)	44th (+4.1)	32nd (+8.0)	26th (5.1)
2003-04 (UM)	34th (40.5)	N/A (35.8)	58th (+3.4)	48th (+7.1)	20th (5.0)
2004-05 (UM)	4th (38.4)	N/A (32.7)	75th (+2.9)	62nd (+5.9)	13th (5.4)
2005-06 (UM)	2nd (38.0)	N/A (30.3)	9th (+6.7)	5th (+14.6)	8th (6.4)
2006-07 (UM)	12th (39.0)	N/A (31.3)	28th (+5.3)	5th (+5.8)	12th (5.9)
2007-08 (UM)	12th (39.1)	N/A (30.2)	16th (+6.2)	2nd (+18.0)	8th (6.1)
2008-09 (UM)	1st (37.1)	10th (30.0)	19th (+6.1)	2nd (+16.3)	7th (6.0)
2009-10 (UK)	3rd (37.8)	47th (31.3)	4th (+8.1)	6th (+14.3)	4th (7.2)
2010-11 (UK)	15th (39.4)	59th (32.4)	60th (+3.6)	13th (+11.4)	3rd (6.3)
2011-12 (UK)	1st (37.4)	67th (31.8)	12th (+6.8)	1st (+16.8)	1st (8.6)
2012-13 (UK)	30th (39.2)	104th (32.4)	48th (+4.3)	48th (+8.2)	3rd (6.6)
2013-14 (UK)	59th (41.1)	67th (32.2)	2nd (+9.4)	13th (+8.2)	13th (5.9)
2014-15 (UK)	1st (35.4)	3rd (27.1)	15th (+6.8)	1st (+20.1)	2nd (6.9)
2015-16 (UK)	24th (39.7)	75th (32.6)	39th (+5.2)	17th (+11.4)	6th (5.8)
2016-17 (UK)	98th (42.4)	12th (30.6)	39th (+4.7)	9th (+13.4)	15th (5.3)
2017-18 (UK)	14th (40.4)	4th (30.1)	40th (+5.1)	68th (+6.5)	31st (4.8)
2018-19 (UK)	24th (40.3)	228th (35.2)	4th (+8.9)	24th (+11.7)	11th (5.1)

rankings through March 5

Former Players' NBA Awards

NBA Player of the Year	DeMarcus Cousins (2nd) 2015	John Wall (2nd) 2015	Derrick Rose 2012
Derrick Rose 2011	Derrick Rose (1st) 2012	Marcus Camby (1st) 2008	Derrick Rose 2011
	Derrick Rose (1st) 2011	Marcus Camby (1st) 2007	Derrick Rose 2010
NBA Rookie of the Year	All-NBA Rookie Team	Marcus Camby (2nd) 2006	All-Star Game MVP
Karl-Anthony Towns 2016	Jamal Murray (2nd) 2017	Marcus Camby (2nd) 2005	Anthony Davis 2017
Tyreke Evans 2010	Karl Towns (1st) 2016		
Derrick Rose 2009	Devin Booker (1st) 2016	NBA All-Star Team	
	W.Cauley-Stein (2nd) 2016	Anthony Davis 2019	Rising Stars Challenge MVP
NBA Defensive Player of the Year	Nerlens Noel (1st) 2015	Karl-Anthony Towns 2019	Jamal Murray 2017
Marcus Camby 2007	Anthony Davis (1st) 2013	DeMarcus Cousins 2018	John Wall 2011
	M. Kidd-Gilchrist (2nd) 2013	Anthony Davis 2018	Tyreke Evans 2010
NBA Cares Community Assist Award	Brandon Knight (1st) 2012	Karl-Anthony Towns 2018	
DeMarcus Cousins 2017	D. Cousins (1st) 2011	John Wall 2018	Slam Dunk Contest Winner
John Wall 2016	John Wall (1st) 2011	DeMarcus Cousins 2017	Hamidou Diallo 2019
	Eric Bledsoe (2nd) 2011	John Wall 2017	John Wall 2014
	Tyreke Evans (1st) 2010	DeMarcus Cousins 2016	
All-NBA Team	Derrick Rose (1st) 2010	Anthony Davis 2016	Three-Point Contest Winner
Anthony Davis (1st) 2018	John Wall (1st) 2011	John Wall 2016	Devin Booker 2018
Karl Towns (3rd) 2018	Marcus Camby (1st) 1997	DeMarcus Cousins 2015	
Anthony Davis (1st) 2017		Anthony Davis 2015	Skills Challenge Winner
John Wall (3rd) 2017		John Wall 2015	Karl-Anthony Towns 2016
DeMarcus Cousins (2nd) 2016		Anthony Davis 2014	
Anthony Davis (1st) 2015		John Wall 2014	

Recruiting Trail

The Wildcats have signed more top-25 players under John Calipari's leadership than any other school. Nearly a quarter of all Rivals' top-10 prospects nationally over the past 10 classes have signed with Coach Cal and the Cats.

PLAYER (YEAR)	ESPN	RIVALS	247	MCD	JB
Dontaie Allen ('19)	NR	55	88		
Tyrese Maxey ('19)	11	9	11	Y	
Ashton Hagans ('18)	20	13	12		
Tyler Herro ('18)	30	36	38		Y
Keldon Johnson ('18)	7	15	18	Y	Y
EJ Montgomery ('18)	14	11	6		Y
Zan Payne ('18)	NR	NR	NR		
Immanuel Quickley ('18)	25	22	19		Y
Jemarl Baker ('17)	66	82	90		
Hamidou Diallo ('17)	11~	10~	11		
Shai Gilgeous-Alexander ('17)	35	34	20		
Quade Green ('17)	24	22	33	Y	Y
Kevin Knox ('17)	10	10	18	Y	Y
Nick Richards ('17)	17	17	15	Y	Y
Jarred Vanderbilt ('17)	19	14	12	Y	Y
PJ Washington ('17)	12	15	9	Y	Y
Bam Adebayo ('16)	5	7	12	Y	Y
Brad Calipari ('16)	NR	NR	NR		
De'Aaron Fox ('16)	6	6	6	Y	Y
Weneny Gabriel ('16)	14	13	14		Y
Sacha Killeya-Jones ('16)	24	24	25	Y	Y
Malik Monk ('16)	9	9	10	Y	Y
Tai Wynyard ('16)	NR	NR	NR		
Isaiah Briscoe ('15)	13	10	16	Y	Y
Jonny David ('15)	NR@	NR@	NR@		
Isaac Humphries ('15)	49	NR^	62		
Skal Labissiere ('15)	2	1	2		Y
Charles Matthews ('15)	42	48	74	Y	Y
Jamal Murray ('15)	NA^	9	10		
Dillon Pulliam ('15)	NA^	NA#	NA#		
Devin Booker ('14)	18	29	22	Y	Y
Trey Lyles ('14)	6	13	17	Y	Y
Karl-Anthony Towns ('14)	9	5	2	Y	Y
Tyler Ulis ('14)	25	21	20	Y	Y
EJ Floreal ('13)	NR@	NR@	NR@		
Aaron Harrison ('13)	9	7	5	Y	Y
Andrew Harrison ('13)	5	5	3	Y	Y
Dominique Hawkins ('13)	NR	NR	151		
Dakari Johnson ('13)	7	9	8	Y	Y
Marcus Lee ('13)	25	19	14	Y	Y
Julius Randle ('13)	3	2	2	Y	Y
Derek Willis ('13)	NR	115	58		
James Young ('13)	8	11	10	Y	Y
Archie Goodwin ('12)	15	14	18	Y	Y
Willie Cauley-Stein ('12)	40	40	47		
Tod Lanter ('12)	NA#@	NA#@	NA#@		
Julius Mays ('12)	NA#	NA#	NA#		
Nerlens Noel ('12)	1	2	1		Y
Alex Poythress ('12)	13	8	7	Y	Y
Twany Beckham ('11)	NA#	NA#	NA#		
Anthony Davis ('11)	1	2	1	Y	Y
Ryan Harrow ('11)	NA#	NA#	NA#		
Michael Kidd-Gilchrist ('11)	4	3	2	Y	Y
Sam Malone ('11)	NR@	NR@	NR@		
Brian Long ('11)	NR@	NR@	NR@		
Marquis Teague ('11)	8	5	6	Y	Y
Kyle Wiltjer ('11)	19	22	21	Y	Y
Terrence Jones ('10)	9	13	8*	Y	Y
Enes Kanter ('10)	25	3	3*		
Brandon Knight ('10)	4	6	6*	Y	Y
Doron Lamb ('10)	29	21	28*	Y	Y
Jarrod Polson ('10)	NR@	NR@	NR@		
Stacey Poole, Jr. ('10)	51	33	67*		
Eloy Vargas ('10)	NA#	NA#	NA#		
Eric Bledsoe ('09)	NR	23	37*		
DeMarcus Cousins ('09)	4	2	3*	Y	Y
Darnell Dodson ('09)	NA#	NA#	NA#		
Jon Hood ('09)	92	40	46*		
Daniel Orton ('09)	13	22	17*	Y	
John Wall ('09)	5	1	2*	Y	

Top-10 Players	21	23	22
Top-25 Players	41	43	42
Top-50 Players	47	50	48

McDonald's All-Americans 33
Jordan Brand Classic All-Americans 37

* Scout.com ranking | ~ final ranking in the 2017 class before early enrollment | ^ reclassified after final rankings were released | # transfer | @ joined team as walk-on



COACH CALIPARI

A “players-first” coach with a penchant for helping people reach their dreams, John Calipari, a Naismith Memorial Basketball Hall of Famer, has guided six teams to the Final Four, led one to a national championship and helped 46 players get selected in the NBA Draft during his 26-year college coaching career.

Calipari guided Kentucky to its eighth national championship and his first national title in 2012. In becoming only the second coach in NCAA history to lead three different schools to the Final Four, he has racked up more than 700 on-court victories, 19 NCAA Tournament appearances, six Final Fours and numerous national coach of the year honors.

In 2015, Coach Cal led college basketball’s first ever 38-0 team, and became one of just three coaches to make four Final Fours in a five-year span. At the end of the season, Calipari became the 96th coach to join the Naismith Memorial Basketball Hall of Fame.

While building a program out of obscurity at Massachusetts, laying the foundation at Memphis and restoring luster at the sport’s greatest program at Kentucky, he has totaled the second-most wins in NCAA history in the first 20 years of a college coaching career.

Quite honestly, though, Calipari’s on-court success overshadows a much more significant picture.

In his goal to lead a players-first program, he has helped 46 players realize their dreams and guided them to NBA Draft selections, including a record five first-round draft picks in 2010. Two years later, six Wildcats heard their names called at the 2012 draft, the most in the two-round draft era. UK, with Calipari’s help, would tie those six picks again in 2015, including a record-tying four lottery selections. His four No. 1 overall picks are twice as many as any other coach, and he’s had 35 players drafted during his first nine years at Kentucky, including 26 first-round picks.

Calipari’s players have entered the league NBA-ready. His players have garnered 18 All-Star selections, with Anthony Davis winning the game’s MVP honor in 2017. Rose was named MVP in 2011, five players have been tabbed All-NBA, three have been named NBA Rookie of the Year, and 11 players from Calipari’s first nine teams at Kentucky have made the NBA All-Rookie teams.

Much like he did at UMass, where his players graduated at nearly 80 percent, Calipari has stressed academics. Fifteen of his last 18 seniors at Memphis earned their bachelor’s degrees, and all 17 players at UK who were eligible to graduate by the end of their senior years walked away with a diploma in hand, including three players who earned their degree in just three years. Another Wildcat, Dillon Pulliam, is set to graduate in May of 2018. Calipari’s teams routinely have posted a combined team grade-point averages of 3.0 or better.

His foundation, The Calipari Foundation, has raised millions of dollars to help the lives of those in need in the Commonwealth and across the country. In 2010, he used a telethon to raise more than \$1 million for victims of the devastating earthquake in Haiti. He organized another one in 2012 for victims of Superstorm Sandy and another one in 2017 for victims of Hurricane Harvey.

In 2013, Calipari developed the idea of hosting an annual alumni weekend around his basketball fantasy experience with the intent to raise money for charity. After generating \$350,000 for selected organizations and charities during the inaugural game, the weekend (the game and the fantasy experience) has generated more than \$1 million for charity every year since, including in 2014 without the funds from an alumni game and 2016 with a celebrity softball game in place of the traditional basketball game.

In 2017, Coach Cal was named the head coach of the 2017 USA Basketball Men’s U19 World Cup Team, which finished third at the 2017 FIBA U19 World Cup in Cairo.

Author of five books, including the New York Times Best Seller “Players First: Coaching from the Inside Out,” Calipari is a master of communication and maximizing talent. He lives by the motto that “it’s never a matter of how far you have fallen, but instead it’s about how high you bounce back.”

BIOGRAPHICAL INFORMATION

Date of Birth: Feb. 10, 1959 | **Wife:** Ellen
Children: Erin, Megan, Brad

Education

Clarion State (1982)

Head Coaching Experience

University of Massachusetts (1989-96)
New Jersey Nets (NBA) (1997-99)
University of Memphis (2001-09)
University of Kentucky (2010-present)

COACHING AWARDS

- 2018 Naismith Hall of Fame 'Service Above Self' Honoree
- 2018 NABC Metropolitan Award
- 2015 Naismith Memorial Basketball Hall of Fame Inductee
- 2015 AP National Coach of the Year
- 2015 Naismith National Coach of the Year
- 2015 NABC National Coach of the Year
- 2015 The Sporting News National Coach of the Year
- 2015 Adolph Rupp National Coach of the Year
- 2015 SEC Coach of the Year (AP/Coaches)
- 2015 USBWA District IV Coach of the Year
- 2012 Nell & John Wooden Coach of the Year Leadership Award
- 2012 Naismith National Coach of the Year Finalist
- 2012 SEC Coach of the Year (AP/Coaches)
- 2010 Adolph Rupp National Coach of the Year
- 2010 Naismith National Coach of the Year Finalist
- 2010 SEC Coach of the Year (AP)
- 2010 *Sporting News* SEC Coach of the Year
- 2010 Yahoo! Sports SEC Coach of the Year
- 2010 USBWA District IV Coach of the Year
- 2009 NABC National Co-Coach of the Year
- 2009 *Sports Illustrated* National Coach of the Year
- 2009 Phelan National Coach of the Year
- 2009 Iba National Coach of the Year Finalist
- 2009 C-USA Coach of the Year
- 2008 Naismith National Coach of the Year
- 2008 C-USA Coach of the Year
- 2008 Iba National Coach of the Year Finalist
- 2008 Phelan National Coach of the Year Finalist
- 2007 Phelan National Coach of the Year Finalist
- 2007 USBWA District IV Coach of the Year
- 2007 *Basketball Times* South Region Coach of the Year
- 2006 C-USA Coach of the Year
- 2004 NABC District 7 Coach of the Year
- 1996 Naismith National Coach of the Year
- 1996 NABC National Coach of the Year
- 1996 *The Sporting News* National Coach of the Year
- 1996 Atlantic 10 Coach of the Year
- 1995 Naismith National Coach of the Year Finalist
- 1994 Naismith National Coach of the Year Finalist
- 1994 Atlantic 10 Coach of the Year
- 1993 USBWA District I Coach of the Year
- 1993 Atlantic 10 Coach of the Year
- 1992 Eastern Basketball Coach of the Year

CHART SHOWS STATS FROM 2009-10 SEASON THROUGH 2017-18

ONLY SCHOOLS WITH AT LEAST TWO OR MORE ELITE EIGHTS AND AT LEAST ONE FINAL FOUR WERE CONSIDERED

TEAMS	WINS	NCAA TOURNAMENT WINS	NATIONAL TITLES	FINAL FOURS	ELITE EIGHTS	SWEET 16'S	LEAGUE TITLES (RS)	LEAGUE TOURNAMENT TITLES
ARIZONA	247	13	0	0	3	5	5	3
DUKE	267	23	2	2	4	6	1	3
FLORIDA	226	17	0	1	5	5	3	1
GONZAGA	271	17	0	1	2	4	8	7
KANSAS	278	23	0	2	5	5	9	5
KENTUCKY	275	28	1	4	6	7	5	6
LOUISVILLE	238	16	1	2	3	4	2	3
MICHIGAN	217	17	0	2	3	4	2	2
MICHIGAN ST.	238	17	0	2	3	5	3	3
N. CAROLINA	248	22	1	2	4	5	4	1
SYRACUSE	232	18	0	2	3	5	0	0
UCONN	197	13	2	2	2	2	0	2
VILLANOVA	244	16	2	2	2	2	4	3
WISCONSIN	228	18	0	2	2	6	1	1



COACH CALIPARI

NCAA DIVISION I ACTIVE WINNINGEST COACHES

(On-Court By Percentage - Min. 10 yrs. at Division I level)

NO.	COACH/TEAM	YRS.	PCT.
1.	Mark Few/Gonzaga	18	.819
2.	Roy Williams/UNC	30	.788
3.	John Calipari/Kentucky	26	.779
4.	Mike Krzyzewski/Duke	43	.765
5.	Bill Self/Kansas	25	.765

*numbers going into the 2018-19 season

SINCE 2005-06 ...

Since the 2005-06 season, John Calipari's on-court record ranks him as the winningest coach. Totals through March 5, 2019.

COACH	RECORD
1. John Calipari	437-83
2. Bill Self	422-87
3. Mark Few	405-83
4. Mike Krzyzewski	405-96
5. Roy Williams	397-116

MISCELLANEOUS ON-COURT RECORDS

Overall On-Court Record:745-209 (.781)
 March/April Record:158-45 (.778)
 NCAA Record:53-18 (.746)
 Record in Conference Games:343-104 (.767)
 Record in Conference Tournament:56-12 (.824)

- Calipari owns the most single-season wins with 38, tying his own record (Memphis in '08 and UK in '12) in 2015 with 38 wins. He owns the most single-season wins at UMass, Memphis and UK
- Calipari is one of two coaches (Roy Williams) in NCAA Division I history to have 400 or more wins in the first 16 years as a head coach. Calipari had 416 wins in his first 16 years
- Calipari is the winningest coach in NCAA Division I history for a five-year span with 173 victories (2008-12)
- Calipari is the first coach in NCAA Division I history to record five straight on-court 30-win seasons. Memphis hit the 30-win plateau from 2006-09
- Calipari is one of only two coaches (Rick Pitino) to lead three different schools to a Final Four
- Calipari is one of only three coaches (John Wooden, Mike Krzyzewski) to go to four Final Fours in five seasons
- Calipari started with a 54-0 record in Rupp Arena as head coach of the Wildcats
- Calipari has 31 players that have been chosen in the NBA Draft (24 first-round picks) over the last eight seasons
- Calipari has more wins (327) in a 10-year period (2006-15) than any other coach in college basketball history
- Calipari is the fourth-fastest NCAA Division I men's basketball coach to reach 300 victories at a single school
- Calipari's 30 combined regular season and tournament league titles trail only Mark Few (33) of Gonzaga for the most among active coaches
- Calipari became the fourth-fastest coach to 700 on-court wins, behind only Adolph Rupp, Jerry Tarkanian and Roy Williams
- Calipari has the second-most wins in school history, behind only Adolph Rupp

CAL IN CONFERENCE

SEC COACHES	CONFERENCE CHAMPIONSHIPS	Tournament Championships	Conference Coach of the Year
Avery Johnson, Alabama	0	0	0
Mike Anderson, Arkansas	1	1	1
Bruce Pearl, Auburn	8	2	7
Michael White, Florida	3	0	3
Tom Crean, Georgia	3	0	3
John Calipari, Kentucky	15	15	9
Will Wade, LSU	0	0	1
Cuonzo Martin, Missouri	1	0	1
Kermit Davis, Ole Miss	7	4	3
Ben Howland, Mississippi State	7	4	3
Frank Martin, South Carolina	0	0	1
Rick Barnes, Tennessee	4	1	6
Billy Kennedy, Texas A&M	5	2	4
Bryce Drew, Vanderbilt	4	2	3
TOTALS	58	31	45

CALIPARI VS. ALL OPPONENTS

Alabama 15-4	George Mason 1-0	Morehead State 2-0	St. Bonaventure 17-1
Albany 1-0	George Washington 8-9	Murray State 1-0	St. John's 1-0
Arizona 2-1	Georgetown 2-1	Nevada 1-0	St. Joseph's 15-5
Arizona State 2-1	Georgia 17-2	New Hampshire 5-0	St. Mary's 1-0
Arkansas 12-6	Georgia Tech 1-1	New Mexico 1-0	St. Peter's 1-0
Arkansas-Little Rock 3-0	Gonzaga 4-0	New Orleans 1-0	Stanford 3-2
Arkansas-Pine Bluff 1-0	Grand Canyon 1-0	NJIT 1-0	Stephen F. Austin 1-0
Arkansas State 4-0	Hampton 1-0	North Carolina 7-3	Stony Brook 1-0
Auburn 11-2	Hartford 2-0	North Carolina State 1-0	Syracuse 3-2
Austin Peay 6-1	Harvard 2-0	North Dakota 1-0	TCU 7-1
Baylor 1-2	Hofstra 1-0	North Texas 1-0	Temple 13-11
Belmont 2-0	Holy Cross 4-1	Northeastern 3-1	Tennessee 16-10
Boise State 1-0	Houston 16-3	Northern Kentucky 2-0	Tennessee State 1-0
Boston 7-1	Howard 1-0	Northwestern State 1-0	Tennessee Tech 1-0
Boston College 2-0	Illinois 1-1	Notre Dame 2-1	Texas 2-2
Bradley 1-0	Illinois State 1-0	Oakland 1-0	Texas A&M 9-3
Bucknell 1-0	Indiana 3-2	Ohio State 1-2	Towson State 1-0
Buffalo 2-0	Iowa 0-1	Oklahoma 5-1	Troy 1-0
BYU 1-0	Iowa State 2-0	Oklahoma State 0-2	Tulane 16-0
Cal State Northridge 1-0	Jackson State 2-0	Old Dominion 2-0	Tulsa 11-1
Canisius 1-0	Kansas 4-6	Ole Miss 15-4	UAB 14-3
Central Conn. St. 2-0	Kansas State 2-1	Oral Roberts 1-0	UCF 5-0
Charlotte 2-3	Keene State 1-0	Oregon State 1-0	UCLA 4-4
Chattanooga 2-0	Kentucky 2-4	Pennsylvania 3-0	UNC Asheville 2-0
Christian Brothers 2-0	La Salle 3-0	Penn State 4-4	UNC Greensboro 2-0
Cincinnati 6-7	Lafayette (Pa.) 1-0	Pepperdine 1-0	UNC Wilmington 1-0
Cleveland State 4-0	Lamar 4-0	Pittsburgh 2-1	UIC 1-0
Coastal Carolina 1-0	LIU-Brooklyn 1-0	Portland 3-0	USF 10-1
Colorado 1-1	Lipscomb 1-0	Princeton 2-0	Utah 2-1
Colorado State 0-1	Long Beach State 1-0	Providence 3-1	Utah Valley 1-0
Columbia 1-0	Louisiana Tech 1-1	Purdue 2-1	UTEP 5-0
Connecticut 2-5	Louisville 16-7	Radford 1-0	UT Arlington 3-0
Coppin State 1-0	Loyola 1-0	Rhode Island 16-2	UT Martin 5-0
Cornell 1-0	Lowell 2-1	Rice 4-0	Valparaiso 1-0
Dartmouth 1-0	LSU 11-3	Richmond 1-0	Vanderbilt 17-4
Davidson 1-0	Manhattan 2-0	Rider 1-0	Vermont 3-0
Dayton 1-0	Marist 2-0	Robert Morris 1-1	Villanova 2-0
DePaul 4-2	Marquette 3-1	Rutgers 11-4	Virginia 0-1
Detroit 1-0	Marshall 6-0	Saint Louis 4-3	Virginia Tech 3-0
Drexel 2-0	Maryland 5-3	Sam Houston State 1-0	VMI 1-0
Duke 1-3	Massachusetts 1-0	Samford 3-0	Wake Forest 2-1
Duquesne 12-4	Memphis 1-0	Santa Clara 1-0	Washington 1-0
East Carolina 7-0	Miami (Fla.) 0-1	Savannah State 1-0	West Virginia 13-7
East Tennessee State 4-0	Miami (Ohio) 2-0	Seton Hall 1-1	Western Kentucky 2-0
Eastern Kentucky 3-0	Michigan 1-0	Siena 4-0	Wichita State 2-0
Eastern Michigan 2-0	Michigan State 2-1	SMU 7-0	Winthrop 3-0
Fairfield 1-0	Middle Tennessee 3-0	South Carolina 14-3	Wisconsin 1-1
Florida 16-8	Milwaukee 1-0	South Connecticut 1-0	Wofford 1-0
Florida State 1-1	Mississippi State 14-0	Southeastern Louisiana 3-0	Wright State 1-0
Florida Tech 0-1	Mississippi Valley St. 1-0	Southern Cal 2-0	Xavier 2-2
Fordham 5-0	Missouri 9-3	Southern Illinois 1-0	Yale 1-0
Fort Wayne 1-0	Monmouth 2-0	Southern Miss 15-4	
Furman 1-0	Montana State 1-0	Southwest Texas St. 1-0	



INDIVIDUAL GAME RECORDS CAL ERA

MOST POINTS			Date			MOST POINTS/REBOUNDS/ASSISTS			Date		
Pts.	Player vs. Opponent	Date	P/R/A	Player vs. Opponent	Date	P/R/A	Player vs. Opponent	Date			
47	Malik Monk vs. North Carolina	12/17/16	49 (47/0/2)	Malik Monk vs. UNC	12/17/16	47 (27/17/3)	Terrence Jones vs. Notre Dame	12/8/10			
39	De'Aaron Fox vs. UCLA	3/24/17	46 (29/13/4)	PJ Washington vs. Seton Hall	12/8/18	46 (39/3/4)	De'Aaron Fox vs. UCLA	3/24/17			
37	Malik Monk vs. GEORGIA	1/31/17	45 (29/13/3)	Terrence Jones vs. Oklahoma	11/22/10	45 (27/18/0)	DeMarcus Cousins vs. SAM HOUSTON STATE	11/19/09			
35	Jamal Murray vs. FLORIDA	2/6/16	44 (24/19/1)	Michael Kidd-Gilchrist vs. LOUISVILLE	12/31/11	43 (35/8/0)	Terrence Jones vs. AUBURN	1/11/11			
35	Terrence Jones vs. AUBURN	1/11/11	43 (33/9/2)	Jamal Murray at Vanderbilt	2/27/16	42 (23/11/8)	Isaiah Briscoe vs. GEORGIA	1/31/17			
34	Kevin Knox at West Virginia	1/27/17	42 (35/6/1)	Jamal Murray vs. FLORIDA	2/6/16						
34	Malik Monk at Ole Miss	12/29/16									
33	Malik Monk vs. FLORIDA	2/25/17									
33	Jamal Murray at Vanderbilt	2/27/16									
33	Jamal Murray vs. Ohio State	12/19/15									
32	Doron Lamb vs. WINTHROP	12/22/10									
30	Shai Gilgeous-Alexander vs. VANDERBILT	1/30/18									
30	Tyler Ulis vs. Texas A&M	3/13/16									
30	Brandon Knight vs. West Virginia	3/19/11									
29	Tyler Herro vs. ARKANSAS	2/16/19									
29	PJ Washington vs. Seton Hall	12/8/18									
29	Shai Gilgeous-Alexander vs. Tennessee	3/11/18									
29	Julius Randle vs. BELMONT	12/21/13									
29	Terrence Jones vs. Oklahoma	11/22/10									
29	Eric Bledsoe vs. East Tennessee State	3/18/10									

MOST REBOUNDS			Date		
Rebs	Player vs. Opponent	Date			
12	Archie Goodwin vs. MOREHEAD STATE	11/21/12			
12	Anthony Davis vs. LOUISVILLE	12/31/11			
19	Nick Richards vs. SOUTHERN ILLINOIS	11/9/18			
19	Michael Kidd-Gilchrist vs. LOUISVILLE	12/31/11			
18	PJ Washington vs. VMI	11/18/18			
18	Bam Adebayo vs. Northern Kentucky	3/17/17			
18	Anthony Davis vs. CHATTANOOGA	12/17/11			
18	DeMarcus Cousins vs. LOUISVILLE	1/2/10			
18	Patrick Patterson vs. RIDER	11/21/09			
18	DeMarcus Cousins vs. SAM HOUSTON STATE	11/19/09			
17	Keldon Johnson vs. AUBURN	2/23/19			
17	Terrence Jones vs. Notre Dame	12/8/10			
17	Terrence Jones at Washington	11/23/10			
16	Wenyen Gabriel vs. AUBURN	1/14/17			
16	Julius Randle vs. LSU	3/14/14			
16	Julius Randle vs. UNC ASHEVILLE	11/8/13			
16	Nerlens Noel vs. BAYLOR	12/1/12			
16	Anthony Davis vs. Kansas	4/2/12			
16	Anthony Davis vs. LITTLE ROCK	1/3/12			

MOST OFFENSIVE REBOUNDS			Date		
Rebs	Player vs. Opponent	Date			
9	Nick Richards vs. SOUTHERN ILLINOIS	11/9/18			
9	Willie Cauley-Stein vs. ARKANSAS	2/27/14			
9	DeMarcus Cousins vs. OLE MISS	2/2/10			
9	Patrick Patterson vs. RIDER	11/21/09			
8	Bam Adebayo vs. UT MARTIN	11/25/16			
8	Dakari Johnson vs. GRAND CANYON	11/14/14			
8	DeMarcus Cousins vs. VANDERBILT	3/10/10			
8	Patrick Patterson at Indiana	12/12/09			
8	DeMarcus Cousins vs. SAM HOUSTON STATE	11/19/09			

MOST DEFENSIVE REBOUNDS			Date		
Rebs	Player vs. Opponent	Date			
15	Terrence Jones vs. Notre Dame	12/8/10			
14	Keldon Johnson vs. AUBURN	2/23/19			
14	DeMarcus Cousins vs. LOUISVILLE	1/2/10			
13	Anthony Davis vs. LSU	3/9/12			
13	Michael Kidd-Gilchrist vs. LOUISVILLE	12/31/11			
13	Anthony Davis vs. CHATTANOOGA	12/17/11			
13	Terrence Jones vs. Washington	11/23/10			
12	Jarred Vanderbilt vs. MISSOURI	2/24/18			
12	Bam Adebayo vs. Northern Kentucky	3/17/17			
12	Karl-Anthony Towns vs. GEORGIA	2/3/15			
12	Julius Randle vs. Kansas State	3/21/14			
12	Anthony Davis vs. Kansas	4/2/12			
12	Anthony Davis vs. Louisville	3/31/12			
12	Anthony Davis vs. LITTLE ROCK	1/3/12			

MOST ASSISTS			Date		
Asssts.	Player vs. Opponent	Date			
16	John Wall vs. HARTFORD	12/29/09			
14	Tyler Ulis vs. LSU	3/5/16			
14	John Wall vs. UNC Asheville	11/30/09			
12	De'Aaron Fox vs. STEPHEN F. AUSTIN	11/11/16			
12	Tyler Ulis at South Carolina	2/13/16			
11	Isaiah Briscoe at Ole Miss	12/29/16			
11	De'Aaron Fox vs. CLEVELAND STATE	11/23/16			
11	Tyler Ulis at Florida	3/1/16			
11	Tyler Ulis at Texas A&M	2/20/16			
11	Tyler Ulis vs. FLORIDA	2/6/16			
11	John Wall vs. East Tennessee State	3/18/10			
11	John Wall vs. RIDER	11/21/09			

MOST 3-POINTERS MADE			Date		
3's	Player vs. Opponent	Date			
8	Malik Monk vs. North Carolina	12/17/16			
8	Jamal Murray vs. FLORIDA	2/6/16			
8	Eric Bledsoe vs. ETSU	3/18/10			

MOST FREE THROWS			Date		
Fts	Player vs. Opponent	Date			
14	Tyler Ulis at Arkansas	1/21/16			
13	Keldon Johnson vs. TENNESSEE STATE	11/23/18			
13	De'Aaron Fox vs. UCLA	3/24/17			
13	Julius Randle at Ole Miss	2/18/14			
13	Julius Randle vs. BELMONT	12/21/13			
12	PJ Washington vs. Seton Hall	12/8/18			
12	Shai Gilgeous-Alexander vs. GEORGIA	12/31/17			
12	Tyler Ulis at Tennessee	2/2/16			
12	Dakari Johnson vs. UT ARLINGTON	11/25/14			
12	Archie Goodwin at Ole Miss	1/29/13			

MOST MINUTES WITHOUT A TURNOVER			Date		
Mins.	Player vs. Opponent	Date			
44	Darius Miller at Arkansas	2/23/11			
41	Aaron Harrison vs. LSU	2/22/14			
40	Tyler Ulis vs. Duke	11/17/15			
40	Aaron Harrison vs. OLE MISS	1/6/15			
40	Alex Poythress vs. MISSOURI	2/23/13			
39	Nerlens Noel vs. TEXAS A&M	1/12/13			
39	Ryan Harrow at Louisville	12/29/12			
39	Anthony Davis vs. ALABAMA	1/21/12			
39	Michael Kidd-Gilchrist vs. LOUISVILLE	12/31/11			
38	Tyler Herro at Ole Miss	3/5/19			
38	Aaron Harrison at LSU	1/28/14			
38	Patrick Patterson vs. Mississippi State	3/14/10			

MOST BLOCKED SHOTS			Date		
Blks.	Player vs. Opponent	Date			
12	Nerlens Noel at Ole Miss	1/29/13			
9	Willie Cauley-Stein vs. BOISE STATE	12/10/13			
9	Willie Cauley-Stein vs. Providence	12/1/13			
8	Nerlens Noel at Alabama	1/22/13			
8	Anthony Davis at South Carolina	2/4/12			
8	Anthony Davis vs. ST. JOHN'S	12/1/11			
7	Karl-Anthony Towns vs. VANDERBILT	1/20/15			
7	Willie Cauley-Stein vs. EAST MICHIGAN	11/27/13			
7	Willie Cauley-Stein vs. MISSOURI	2/23/13			
7	Nerlens Noel at Auburn	1/19/13			
7	Nerlens Noel vs. TEXAS A&M	1/12/13			
7	Nerlens Noel vs. LIPSCOMB	12/15/12			
7	Nerlens Noel vs. PORTLAND	12/8/12			
7	Anthony Davis vs. Western Kentucky	3/15/12			
7	Anthony Davis at Vanderbilt	2/11/12			
7	Anthony Davis vs. TENNESSEE	1/31/12			
7	Anthony Davis vs. ARKANSAS	1/17/12			
7	Anthony Davis vs. SOUTH CAROLINA	1/7/12			
7	Anthony Davis vs. Kansas	11/15/11			

MOST STEALS			Date		
Stls.	Player vs. Opponent	Date			
8	Ashton Hagans vs. North Carolina	12/22/18			
6	Tyler Ulis vs. OLE MISS	1/2/16			
6	Willie Cauley-Stein vs. GEORGIA	1/25/14			
6	Nerlens Noel vs. BAYLOR	12/1/12			
6	John Wall vs. UConn	12/9/09			
6	John Wall vs. UNC Asheville	11/30/09			
5	Ashton Hagans vs. TEXAS A&M	1/8/19			
5	Tyler Herro vs. MONMOUTH	11/28/18			
5	Tyler Herro vs. NORTH DAKOTA	11/14/18			
5	Shai Gilgeous-Alexander vs. Davidson	3/15/18			
5	Malik Monk vs. UCLA	12/3/16			
5	Aaron Harrison vs. ARKANSAS	2/28/15			
5	Willie Cauley-Stein vs. Texas	12/5/14			
5	DeAndre Liggins vs. TENNESSEE	2/8/11			
5	Darius Miller at Portland	11/19/10			



TEAM GAME RECORDS CAL ERA

MOST FIELD GOALS

FGs.	Opponent	Date
46	MARIST	11/11/11
44	vs. Arizona State	11/28/16
44	AUBURN	2/21/15
42	UIC	11/26/17
42	LIU BROOKLYN	11/23/12
41	UT MARTIN	11/25/16
41	HARTFORD	12/29/09
40	vs. North Carolina	12/17/16
40	LAFAYETTE	11/16/12
38	CLEVELAND STATE	11/23/16
38	LSU	3/5/16
38	vs. Wake Forest	3/20/10

FEWEST FIELD GOALS

FGs.	Opponent	Date
14	at Tennessee	3/2/19
14	at South Carolina	3/1/14
16	vs. Kansas State	3/22/18
16	ALABAMA	3/4/14
17	GEORGIA	12/31/17
17	LOUISVILLE	12/31/11
17	at Auburn	2/12/14
18	vs. LSU	3/9/12
18	vs. Vanderbilt	3/15/13
18	vs. Florida	3/16/14
18	vs. UConn	4/7/14
18	at Texas A&M	1/10/15
18	at South Carolina	1/24/15

MOST FIELD-GOAL ATTEMPTS

FGs.	Opponent	Date
84	vs. Arizona State	11/28/16
80	UCLA	12/3/16
77	ARKANSAS	1/23/10
76	ARKANSAS	2/27/14
75	MARIST	11/11/11
74	at Ole Miss	12/29/16
74	vs. North Carolina	12/17/16
74	UT MARTIN	11/25/16

FEWEST FIELD-GOAL ATTEMPTS

FGs.	Opponent	Date
39	at South Carolina	1/24/15
40	at Robert Morris	3/19/13
41	ALABAMA	1/31/15
41	TENNESSEE	1/31/12
42	ARKANSAS	2/26/19
42	at Missouri	2/19/19
42	vs. Kansas State	3/22/18
42	vs. Alabama	3/10/18
42	FLORIDA	2/15/14
42	vs. Providence	12/1/13
42	vs. LSU	3/9/12
42	vs. Cleveland State	11/24/09

MOST FREE THROWS

FTs.	Opponent	Date
35	vs. Indiana	3/23/12
33	at South Carolina	3/1/14
32	LOUISVILLE	12/31/11
31	MOREHEAD STATE	11/21/12
31	INDIANA	12/11/10
30	vs. Auburn	3/14/15
30	UNC ASHEVILLE	11/8/13
30	vs. Baylor	3/25/12
29	VMI	11/18/18
29	ILLINOIS STATE	11/30/15
29	at North Carolina	12/14/13

FEWEST FREE THROWS

FTs.	Opponent	Date
3	ETSU	11/17/17
4	vs. UConn	4/2/11
4	VANDERBILT	1/23/16

5	vs. Georgia	3/9/18
6	vs. Michigan	3/30/14
6	at Florida	2/12/13
6	at Alabama	1/22/13
6	vs. Princeton	3/17/11

MOST FREE-THROW ATTEMPTS

FTs.	Opponent	Date
48	UNC ASHEVILLE	11/8/13
46	ILLINOIS STATE	11/30/15
44	vs. Baylor	3/25/12
44	INDIANA	12/11/10
43	at North Carolina	12/14/13
43	LOUISVILLE	12/31/11
42	at South Carolina	3/1/14
41	vs. TENNESSEE STATE	11/23/18
41	vs. LSU	3/14/14
41	MOREHEAD STATE	11/21/12

FEWEST FREE-THROW ATTEMPTS

FTs.	Opponent	Date
6	VANDERBILT	1/23/16
10	vs. Georgia	3/9/18
10	vs. Wisconsin	4/4/15
11	at Georgia	1/15/19
11	at Louisville	12/29/18
11	at LSU	2/10/15
11	vs. Michigan	3/30/14
11	MISSISSIPPI STATE	2/27/13
11	at Florida	2/12/13
11	at Alabama	1/22/13
11	at Florida	3/4/12
11	GEORGIA	3/1/12
11	FLORIDA	2/7/12
11	vs. Princeton	3/17/11

MOST 3-POINTERS

3s.	Opponent	Date
15	GEORGIA	3/1/12
15	vs. ETSU	3/18/10
14	HARTFORD	12/29/09
13	TEXAS A&M	1/3/17
13	vs. Alabama	3/11/16
13	ETSU	11/12/10
12	UTAH	12/15/18
12	FLORIDA	2/6/16
12	vs. UCLA	12/20/14
12	CHATTANOOGA	12/17/11
12	vs. North Carolina	3/27/11
12	WINTHROP	12/22/10
12	VANDERBILT	1/30/10

FEWEST 3-POINTERS

3s.	Opponent	Date
0	vs. Davidson	3/15/18
1	at South Carolina	1/16/18
1	at Vanderbilt	1/10/17
1	Texas	12/5/14
1	LSU	2/22/14
1	vs. LSU	3/9/12
1	Tennessee	1/31/12
1	vs. Alabama	3/12/10

MOST 3-POINT ATTEMPTS

3s.	Opponent	Date
33	CHATTANOOGA	12/17/11
33	vs. ETSU	3/18/10
33	ARKANSAS	1/23/10
32	vs. West Virginia	3/27/10
28	vs. Arizona State	11/28/16
28	at Texas A&M	1/10/15
28	ALABAMA	3/4/14
28	vs. Vanderbilt	3/11/12
28	HARTFORD	12/29/09
27	GEORGIA	3/1/12
27	vs. UConn	4/2/11

FEWEST 3-POINT ATTEMPTS

3s.	Opponent	Date
5	vs. Wisconsin	4/4/15
5	vs. Wisconsin	4/5/14
5	at Tennessee	1/14/12
6	vs. Davidson	3/15/18
6	FLORIDA	3/7/15
6	Vanderbilt	1/20/15
7	at Missouri	1/29/15
7	PROVIDENCE	11/30/14
7	vs. Louisville	3/31/12
7	at Indiana	12/10/11

MOST REBOUNDS

Rebs.	Opponent	Date
59	vs. Arizona State	11/28/16
59	ARKANSAS	1/23/10
57	LOUISVILLE	12/31/11
56	ROBERT MORRIS	11/17/13
54	NJIT	11/14/15

FEWEST REBOUNDS

Rebs.	Opponent	Date
21	ALABAMA	1/31/15
21	at Tennessee	2/16/13
22	vs. Wisconsin	4/4/15
23	UTAH	12/15/18
24	GEORGIA	2/3/15
24	NORTH CAROLINA	12/13/14
24	TENNESSEE	1/18/14
25	vs. Baylor	12/6/13
25	at Robert Morris	3/19/13

MOST OFFENSIVE REBOUNDS

Rebs.	Opponent	Date
26	ARKANSAS	2/27/14
24	GRAND CANYON	11/14/14
24	vs. West Virginia	3/27/10
22	NJIT	11/14/15
22	at Auburn	2/2/14
22	ARKANSAS	1/23/10
21	SOUTH CAROLINA	2/5/19
21	at West Virginia	1/27/18
21	VALPARAISO	12/7/16
21	COLUMBIA	12/10/14
21	at South Carolina	3/1/14
21	BAYLOR	12/1/12
21	at Indiana	12/12/09

FEWEST OFFENSIVE REBOUNDS

Rebs.	Opponent	Date
1	vs. Alabama	3/10/18
3	at South Carolina	1/24/14
4	at Ole Miss	3/5/19
5	GEORGIA	2/3/15
5	ALABAMA	1/31/15
5	MISSISSIPPI STATE	2/15/11
5	GEORGIA	1/29/11

MOST DEFENSIVE REBOUNDS

Rebs.	Opponent	Date
39	vs. Arizona State	11/28/16
39	ROBERT MORRIS	11/17/13
39	EASTERN MICHIGAN	1/2/13
38	TROY	11/20/17
38	vs. Hampton	3/19/15
38	EASTERN KENTUCKY	12/7/14
38	vs. Cleveland State	11/24/09
37	at Texas A&M	1/10/15
37	LOUISVILLE	12/31/11
37	ARKANSAS	1/23/10

FEWEST DEFENSIVE REBOUNDS

Rebs.	Opponent	Date
9	at Tennessee	2/16/13
13	NORTH CAROLINA	12/13/14

15	vs. Baylor	12/6/13
15	at Alabama	1/18/11
16	UTAH	12/15/18
16	vs. Wisconsin	4/4/15
16	ALABAMA	1/31/15
16	TEXAS A&M	1/12/13
16	at Auburn	1/11/12
16	vs. UConn	11/24/10

MOST ASSISTS

Assts.	Opponent	Date
33	vs. Arizona State	11/28/16
30	HARTFORD	12/29/09
28	LIU BROOKLYN	11/23/12
28	vs. UNC Asheville	11/30/09
25	CLEVELAND STATE	11/23/16
25	AUBURN	2/21/15
25	vs. UCLA	12/20/14
24	vs. North Carolina	12/22/18
24	at Ole Miss	12/29/16
24	UT MARTIN	11/25/16
24	BOSTON	11/21/14
24	MARIST	11/11/11
24	vs. ETSU	3/18/10

FEWEST ASSISTS

Assts.	Opponent	Date
5	LSU	2/22/14
6	vs. Kansas State	3/22/18
6	at Florida	3/3/18
6	VANDERBILT	3/1/11

MOST TURNOVERS

TOs.	Opponent	Date
24	MOREHEAD STATE	11/13/09
23	SAM HOUSTON STATE	11/19/09
22	ETSU	11/17/17
21	LOUISVILLE	12/31/11
21	vs. Old Dominion	11/20/11
21	NORTH CAROLINA	12/5/09
20	EASTERN MICHIGAN	11/27/13
20	ALBANY	11/13/15
20	vs. Cleveland State	11/24/09

FEWEST TURNOVERS

TOs.	Opponent	Date
3	at Georgia	3/3/15
3	at South Carolina	2/4/12
4	ALABAMA	2/23/16
4	COLUMBIA	12/10/14
4	vs. Wisconsin	4/5/14
4	PORTLAND	11/26/11
5	vs. Georgia	3/9/18
5	vs. Georgia	3/12/16
5	at Vanderbilt	2/27/16
5	ALABAMA	1/31/15

MOST BLOCKS

Blks.	Opponent	Date
18	ST. JOHN'S	12/1/11
15	vs. Stony Brook	3/17/16
14	at Georgia	3/3/10
13	vs. UCLA	12/20/14
13	at Ole Miss	1/29/13
13	ARKANSAS	1/17/12
13	vs. Kansas	11/15/11
13	MARIST	11/11/11



TEAM GAME RECORDS CAL ERA

FEWEST BLOCKS

Blks.	Opponent	Date
1	LSU	2/12/19
1	SOUTH CAROLINA	2/5/19
1	at Alabama	1/5/19
1	vs. Georgia	3/9/18
1	at Vanderbilt	1/10/17
1	vs. Alabama	3/11/16
1	at LSU	1/5/16
1	WRIGHT STATE	11/20/15
1	ALABAMA	1/31/15
1	at Missouri	1/29/15
1	vs. Wisconsin	4/5/14
1	at Florida	3/8/14

MOST STEALS

Stls.	Opponent	Date
15	LAFAYETTE	11/16/12
13	OLE MISS	1/2/16
13	vs. UConn	12/9/09
12	vs. North Carolina	12/22/18
12	NORTH DAKOTA	11/14/18
12	STEPHEN F. AUSTIN	11/11/16
12	BOSTON	11/24/15
12	NORTH CAROLINA	12/13/14
12	PROVIDENCE	11/30/14
12	LIPSCOMB	12/15/12
12	PORTLAND	11/26/11
12	vs. Cornell	3/25/10
12	GEORGIA	1/9/10
12	vs. UNC Asheville	11/30/09

FEWEST STEALS

Stls.	Opponent	Date
0	vs. Baylor	12/6/13
1	vs. Duke	11/7/18
1	at West Virginia	1/27/18
1	vs. Michigan State	11/12/13
1	at Robert Morris	3/19/13
1	vs. West Virginia	3/19/11
1	FLORIDA	2/26/11

MOST PERSONAL FOULS

Fls.	Opponent	Date
33	at Kansas	1/30/16
32	at South Carolina	1/16/18
31	at Arkansas	1/14/14
31	at North Carolina	12/14/13
29	at Missouri	2/3/18
29	at South Carolina	3/1/14
28	VANDERBILT	1/30/10

FEWEST PERSONAL FOULS

Fls.	Opponent	Date
7	HARTFORD	12/29/09
8	MONTANA STATE	11/23/14
8	LAFAYETTE	11/16/12
8	vs. Florida	3/10/12
8	vs. Princeton	3/17/11
8	WINTHROP	12/22/10
8	DREXEL	12/21/09
8	vs. UNC Asheville	11/30/09

HIGHEST FIELD-GOAL PCT.

Pct.	Opponent	Date
.677	LIU BROOKLYN	11/23/12
.667	UIC	11/26/17
.647	AUBURN	2/21/15
.645	LAFAYETTE	11/16/12
.643	vs. Alabama	3/10/18
.643	vs. Providence	12/13/13
.614	SOUTH CAROLINA	2/5/13
.613	MARIST	11/11/11
.603	vs. Wake Forest	3/20/10
.603	HARTFORD	12/29/09

LOWEST FIELD-GOAL PCT.

Pct.	Opponent	Date
.269	at South Carolina	3/1/14
.281	at Texas A&M	1/10/15
.296	BAYLOR	12/1/12
.298	LOUISVILLE	12/31/11
.309	at Auburn	2/12/14
.313	at Missouri	2/3/18
.318	at Tennessee	3/2/19
.315	GEORGIA	12/31/17
.327	ALABAMA	3/4/14
.339	vs. UConn	4/2/11

HIGHEST FREE-THROW PCT.

Pct.	Opponent	Date
1.000	FLORIDA	2/7/12
1.000	AUSTIN PEAY	12/19/09
.958	TENNESSEE	1/18/14
.955	OLE MISS	2/7/15
.946	vs. Indiana	3/23/12
.923	at Mississippi State	2/25/15
.913	TEXAS A&M	1/8/19
.900	vs. Wisconsin	4/4/15
.900	at Ole Miss	2/18/14
.895	DREXEL	12/21/09

min 10 attempts

LOWEST FREE-THROW PCT.

Pct.	Opponent	Date
.200	ETSU	11/17/17
.333	vs. UConn	4/2/11
.391	ETSU	11/12/10
.412	vs. Wake Forest	3/20/10
.435	at Vanderbilt	2/27/16
.471	at Texas A&M	2/10/18
.471	PROVIDENCE	11/30/14
.478	at Louisville	12/29/12

min 10 attempts

HIGHEST 3-POINT PCT.

Pct.	Opponent	Date
.700	at Florida	3/1/16
.692	DREXEL	12/21/09
.667	vs. Alabama	3/10/18
.667	AUSTIN PEAY	12/19/09
.636	vs. Michigan	3/30/14
.625	MISSOURI	2/24/18
.625	BOSTON	11/30/10
.600	FLORIDA	2/6/16
.600	FLORIDA	2/7/12
.591	vs. Alabama	3/11/16

min 10 attempts

LOWEST 3-POINT PCT.

Pct.	Opponent	Date
.000	vs. Davidson	3/15/18
.077	vs. Alabama	3/12/10
.083	TEXAS	12/5/14
.091	at South Carolina	1/16/18
.091	at Tennessee	2/27/10
.100	at Missouri	2/3/18
.100	TENNESSEE	1/31/12
.111	at Vanderbilt	1/10/17
.118	COLUMBIA	12/10/14
.125	vs. LSU	3/9/12
.125	vs. West Virginia	3/27/10
.125	vs. Cornell	3/25/10

min 10 attempts

HIGHEST REBOUND MARGIN

Margin	Opponent	Date
+31	NJIT	11/14/15
+30	NORTH DAKOTA	11/14/18
+30	GRAND CANYON	11/14/14
+29	SOUTHERN ILLINOIS	11/9/18
+28	NKU	11/10/13

+27	vs. Little Rock	1/3/12
+26	vs. Arizona State	11/28/16
+26	LOUISVILLE	12/31/11
+25	EASTERN KENTUCKY	12/9/15
+25	EASTERN MICHIGAN	1/2/13
+25	at Indiana	12/12/09

LOWEST REBOUND MARGIN

Margin	Opponent	Date
-25	at Florida	2/4/17
-18	at Tennessee	2/16/13
-16	vs. Baylor	12/6/13
-16	vs. Maryland	11/9/12
-15	TENNESSEE	1/18/14
-14	at LSU	1/5/16
-12	vs. Wisconsin	4/4/15
-12	GEORGIA	2/3/15
-12	at South Carolina	1/24/14
-12	vs. Alabama	3/12/10
-11	at Kansas	1/30/16
-11	TEXAS	12/5/14

VICTORY MARGINS

Margin (Score)	Opponent	Date
+58 (86-28)	MONTANA STATE	11/13/14
+52 (101-49)	LAFAYETTE	11/16/12
+50 (108-58)	MARIST	11/11/11
+49 (86-37)	MISSOURI	1/13/15
+48 (92-44)	UT ARLINGTON	11/25/14
+48 (88-40)	RADFORD	11/23/11
+46 (90-44)	MONMOUTH	11/28/18
+46 (115-69)	vs. Arizona State	11/28/16
+44 (88-44)	DREXEL	12/21/09
+43 (104-61)	HARTFORD	12/29/09

VICTORY MARGIN IN RUPP ARENA

Margin (Score)	Opponent	Date
+58 (86-28)	MONTANA STATE	11/13/14
+52 (101-49)	LAFAYETTE	11/16/12
+50 (108-58)	MARIST	11/11/11
+49 (86-37)	MISSOURI	1/13/15
+48 (92-44)	UT ARLINGTON	11/25/14
+48 (88-40)	RADFORD	11/23/11
+46 (90-44)	MONMOUTH	11/28/18
+44 (88-44)	DREXEL	12/21/09
+43 (104-61)	HARTFORD	12/29/09
+42 (100-58)	TEXAS A&M	1/3/17

VICTORY MARGIN IN SEC PLAY

Margin (Score)	Opponent	Date
+49 (86-37)	MISSOURI	1/13/15
+42 (100-58)	TEXAS A&M	1/3/17
+38 (82-44)	LSU	1/15/11
+35 (87-52)	at Vanderbilt	1/29/19
+35 (110-75)	AUBURN	2/21/15
+34 (82-48)	GEORGIA	2/9/16
+34 (88-54)	MISSOURI	1/27/16
+34 (77-43)	SOUTH CAROLINA	2/14/15
+34 (86-52)	at South Carolina	2/4/12
+31 (90-59)	SOUTH CAROLINA	2/19/11
+31 (101-70)	ARKANSAS	1/23/10

VICTORY MARGIN ON THE ROAD

Margin (Score)	Opponent	Date
+35 (87-52)	at Vanderbilt	1/29/19
+34 (86-52)	at South Carolina	2/4/12
+31 (79-48)	at Portland	11/19/10
+27 (89-62)	at South Carolina	2/13/16
+26 (81-55)	at LSU	2/6/10
+24 (74-50)	at LSU	1/28/12
+23 (99-76)	at Ole Miss	12/29/16
+22 (70-48)	at Alabama	1/17/15
+22 (75-53)	at Auburn	1/19/13
+20 (69-49)	at Georgia	1/15/19

VICTORY MARGIN AT A NEUTRAL SITE

Margin (Score)	Opponent	Date
+46 (115-69)	vs. Arizona State	11/28/16
+39 (78-39)	vs. West Virginia	3/26/15
+39 (83-44)	vs. UCLA	12/20/14
+38 (85-47)	vs. Penn State	11/19/11
+32 (72-40)	vs. Kansas	11/18/14
+30 (90-60)	vs. Wake Forest	3/20/10
+29 (100-71)	vs. ETSU	3/18/10
+29 (74-45)	vs. Tennessee	3/13/10
+28 (85-57)	vs. Stony Brook	3/17/16
+26 (85-59)	vs. Alabama	3/11/16

VICTORY MARGIN ON THE ROAD IN THE SEC

Margin (Score)	Opponent	Date
+35 (87-52)	at Vanderbilt	1/29/19
+34 (86-52)	at South Carolina	2/4/12
+27 (89-62)	at South Carolina	2/13/16
+26 (81-55)	at LSU	2/6/10
+24 (74-50)	at LSU	1/28/12
+23 (99-76)	at Ole Miss	12/29/16
+22 (70-48)	at Alabama	1/17/15
+22 (75-53)	at Auburn	1/19/13
+20 (69-49)	at Georgia	1/15/19
+18 (74-56)	at Mississippi State	2/25/15
+18 (66-48)	at Tennessee	2/17/15

VICTORY MARGIN IN THE SEC TOURNAMENT

Margin (Score)	Opponent	Date
+29 (74-45)	vs. Tennessee	3/13/10
+26 (85-59)	vs. Alabama	3/11/16
+24 (91-67)	vs. Auburn	3/14/15
+23 (86-63)	vs. Alabama	3/10/18
+18 (85-67)	vs. LSU	3/14/14
+17 (82-65)	vs. Arkansas	3/12/17
+16 (70-54)	vs. Florida	3/13/11
+15 (78-63)	vs. Arkansas	3/15/15
+15 (64-49)	vs. Florida	3/13/15
+14 (72-58)	vs. Alabama	3/12/11

VICTORY MARGIN IN THE NCAA TOURNAMENT

Margin (Score)	Opponent	Date
+39 (78-39)	vs. West Virginia	3/26/15
+30 (90-60)	vs. Wake Forest	3/20/10
+29 (100-71)	vs. ETSU	3/18/10
+28 (85-57)	vs. Stony Brook	3/17/16
+23 (79-56)	vs. Hampton	3/19/15
+20 (95-75)	vs. Buffalo	3/17/18
+17 (62-45)	vs. Cornell	3/25/10
+16 (87-71)	vs. Iowa State	3/17/12
+15 (81-66)	vs. Western Kentucky	3/15/12
+13 (64-51)	vs. Cincinnati	3/21/15
+12 (82-70)	vs. Baylor	3/25/12
+12 (102-90)	vs. Indiana	3/23/12





ASHTON HAGANS

Freshman | Guard | 6-3 | 192 lbs | Cartersville, Ga. | Newton

[@H23Ash](#) | [@ashton.hagans](#)

2018-19 SEASON/CAREER HIGHS

Points		
Season	23, at Georgia (1/15/19)	
Career	23, at Georgia (1/15/19)	
Rebounds		
Season	7, at Auburn, (1/19/19)	
Career	7, at Auburn, (1/19/19)	
Field Goals		
Season	9, at Georgia (1/15/19)	
Career	9, at Georgia (1/15/19)	
Field Goals Attempted		
Season	18, at Georgia (1/15/19)	
Career	18, at Georgia (1/15/19)	
3-Point Field Goals		
Season	2, 2x, last vs. AUBURN (2/23/19)	
Career	2, 2x, last vs. AUBURN (2/23/19)	
3-Point Field Goals Attempted		
Season	4, 2x, last vs. AUBURN (2/23/19)	
Career	4, 2x, last vs. AUBURN (2/23/19)	
Free Throws		
Season	10, vs. TEXAS A&M (1/8/19)	
Career	10, vs. TEXAS A&M (1/8/19)	
Free Throws Attempted		
Season	11, vs. TEXAS A&M (1/8/19)	
Career	11, vs. TEXAS A&M (1/8/19)	
Assists		
Season	9, 2x, last at Mississippi State (2/9/19)	
Career	9, 2x, last at Mississippi State (2/9/19)	
Steals		
Season	8, vs. North Carolina (12/22/18)	
Career	8, vs. North Carolina (12/22/18)	
Blocked Shots		
Season	2, vs. VMI (11/18/18)	
Career	2, vs. VMI (11/18/18)	
Minutes Played		
Season	36, 3x, last at TENNESSEE (3/2/19)	
Career	36, 3x, last at TENNESSEE (3/2/19)	
MISCELLANEOUS		
	2018-19	CAREER
Dunks	3	3
Double-Figure		
Scoring Games	9	9
Double-Figure		
Rebounding Games	0	0
Games With		
Double-Double	0	0
Games Led UK		
in Scoring	2	2
Games Led UK		
in Rebounding	1	1
Games Led UK		
in Assists	22	22
Games Led UK		
in Steals	15	15
Games Led UK		
in Blocks	1	1
Games With		
3+ Assists	24	24
Games With		
3+ Blocks	0	0
Games With		
3+ Steals	10	10
Games With		
3+ 3-Pointers	0	0

- Pronunciation: HAY-gens
- Naismith National Defensive Player of the Year Semifinalist
- Two-time SEC Freshman of the Week winner
- Made six 3-pointers over the last five games. He had made five in the prior 25 games
- Leads UK with 55 steals, which is already in the top four among all freshmen in school history
 - First player in school history with at least three steals in seven straight, a run that ended Jan. 22 vs. Mississippi State
 - Steals streak was the longest by a major-conference freshman since Chris Paul had a stretch of 10 straight games with three or more steals in 2003-04
- Leads team with 128 total assists, including three or more in 21 of the last 24
 - Dished a career high nine dimes in each of UK's two games vs. Mississippi State
 - UK is 6-0 when Hagans has seven or more assists
- Set all sorts of career highs in his return to Georgia, including points (23), rebounds (five), field goals (19) and minutes (35)
- Scored in double figures in five in a row between Dec. 29-Jan. 15, averaging 15.8 points per game
- Tied Rajon Rondo and Wayne Turner's school record with eight steals against North Carolina
- Forewent his final year of high school eligibility and enrolled at UK a year early
- Won both the Gatorade Georgia Player of the Year and the Mr. Georgia Basketball honor as a junior
 - Averaged 20.2 points, 10.7 assists, 7.6 assists, 3.6 steals while leading Newton to 7A state semifinals
- Rated No. 12 overall player by Rivals and No. 13 by 247 Sports. ESPN ranked him No. 20 overall

Birthday: July 8
Parents: Monica Wheeler and Marvin Hagans
Major: Undeclared/exploratory studies in agriculture

Off the court he likes to ...
 Chill with teammates, play NBA2K, watch highlights, go out to eat and sleep

Did you know ...
 He won a football little league state championship as a kid and is a cousin to former NFL player Ronnie Brown



Game-By-Game Statistics

Opponent	Date	gs	min	Total		3-Pointers		Free throws		Rebounds				pf	a	l/o	blk	stl	pts	avg	
				fg-fga	pct	3fg-fga	pct	ft-fga	pct	off	def	tot	avg								
vs #4/3 DUKE	11/06/18	*	20	1-3	.333	0-1	.000	0-0	.000	0	1	1	1.0	4	4	3	0	0	2	2.0	
SOUTHERN ILLINOIS	11/09/18		13	0-0	.000	0-0	.000	0-0	.000	0	0	0	0.5	3	3	2	0	0	0	1.0	
NORTH DAKOTA	11/14/18		16	1-3	.333	0-1	.000	0-0	.000	1	1	2	1.0	0	1	2	0	1	2	1.3	
VMI	11/18/18		21	2-3	.667	0-0	.000	1-2	.500	0	1	1	1.0	1	4	0	2	2	5	2.3	
WINTHROP	11/21/18		16	1-1	1.000	0-0	.000	0-0	.000	1	1	2	1.2	2	1	3	0	1	2	2.2	
TENNESSEE STATE	11/23/18		12	1-4	.250	0-1	.000	0-0	.000	0	0	1	0.0	1	1	0	0	1	2	2.2	
MONMOUTH	11/28/18		20	2-3	.667	1-2	.500	2-2	1.000	0	2	2	1.1	1	3	2	0	1	7	2.9	
UNCG	12/01/18		28	1-3	.333	0-0	.000	3-3	1.000	0	2	2	1.3	2	3	2	1	3	5	3.1	
vs Seton Hall	12/08/18	*	30	3-7	.429	0-2	.000	2-3	.667	1	0	1	1.2	3	4	1	0	1	8	3.7	
UTAH	12/15/18	*	23	1-7	.143	0-0	.000	0-0	.000	0	0	0	1.1	1	7	2	0	1	2	3.5	
vs #9/10 North Carolina	12/22/18	*	31	2-6	.333	0-0	.000	3-4	.750	1	3	4	1.4	3	3	5	1	8	7	3.8	
at RV/RV Louisville	12/29/18	*	24	5-11	.455	0-1	.000	1-2	.500	2	0	2	1.4	3	3	1	0	3	11	4.4	
at Alabama	01/05/19	*	33	5-10	.500	0-0	.000	2-2	1.000	1	2	3	1.5	2	6	2	0	3	12	5.0	
TEXAS A&M	01/08/19	*	30	4-6	.667	0-1	.000	10-11	.909	0	1	1	1.5	1	5	1	0	5	18	5.9	
VANDERBILT	01/12/19	*	33	7-9	.778	0-1	.000	1-2	.500	1	3	4	1.7	1	4	5	0	3	15	6.5	
at Georgia	01/15/19	*	35	9-18	.500	1-3	.333	4-5	.800	1	4	5	1.9	1	4	1	0	4	23	7.6	
at #14/12 Auburn	01/19/19	*	35	2-4	.500	0-0	.000	2-3	.667	0	7	7	2.2	2	6	3	0	3	6	7.5	
#22/22 MISSISSIPPI STAT	01/22/19	*	33	2-6	.333	0-1	.000	1-2	.500	1	1	2	2.2	2	9	4	0	2	5	7.3	
#9/10 KANSAS	01/26/19	*	35	4-11	.364	1-3	.333	3-5	.600	1	1	2	2.2	1	8	4	0	3	12	7.6	
at Vanderbilt	01/29/19	*	30	3-5	.600	1-2	.500	0-0	.000	1	5	6	2.4	3	8	1	0	1	7	7.6	
at Florida	02/02/19	*	32	2-5	.400	0-2	.000	2-2	1.000	0	5	5	2.5	1	4	3	0	2	6	7.5	
SOUTH CAROLINA	02/05/19	*	28	1-3	.333	0-1	.000	0-1	.000	0	0	0	2.4	2	4	6	0	3	2	7.2	
at RV/#21 Mississippi State	02/09/19	*	35	2-5	.400	1-3	.333	3-5	.600	2	2	4	2.4	1	9	3	0	1	8	7.3	
#19/21 LSU	02/12/19	*	21	2-5	.400	0-1	.000	0-0	.000	0	1	1	2.4	3	1	0	0	0	4	7.1	
#1/1 TENNESSEE	02/16/19	*	36	3-6	.500	0-1	.000	3-5	.600	0	2	2	2.4	1	7	1	0	2	9	7.2	
at Mizzou	02/19/19	*	33	3-5	.600	2-4	.500	4-4	1.000	0	0	0	2.3	2	2	4	0	0	12	7.4	
RV/RV AUBURN	02/23/19	*	30	6-8	.750	2-4	.500	0-0	.000	0	1	1	2.2	0	5	3	0	1	14	7.6	
ARKANSAS	02/26/19	*	36	2-4	.500	1-2	.500	2-2	1.000	0	2	2	2.2	3	4	3	0	0	7	7.6	
at #7/7 Tennessee	03/02/19	*	36	2-6	.333	1-1	1.000	0-1	.000	1	4	5	2.3	2	3	2	0	1	5	7.5	
at Ole Miss	03/05/19	*	30	3-3	1.000	0-0	.000	4-5	.800	0	2	2	2.3	3	2	3	0	0	10	7.6	
Totals			23	835	82-170	.482	11-38	.289	53-71	.746	15	54	69	2.3	54	128	73	4	55	228	7.6

Games played: 30
 Minutes/game: 27.8
 Points/game: 7.6
 FG Pct: 48.2
 3FG Pct: 28.9
 FT Pct: 74.6

Rebounds/game: 2.3
 Assists/game: 4.3
 Turnovers/game: 2.4
 Assist/turnover ratio: 1.8
 Steals/game: 1.8
 Blocks/game: 0.1

Career Statistics

Year	GP-GS	Min-Avg	FG-FGA	Pct	3FG-FGA	Pct	FT-FTA	Pct	Off-Def-Tot-Avg	PF-FO	Ast	TO	Blk	Stl	Pts	Avg
2018-19	29-22	805-27.8	79-167	.473	11-38	.289	49-66	.742	15-52-67-2.3	51-0	126	70	4	55	218	7.5
TOTAL	30-23	835-27.8	82-170	.482	11-38	.289	53-71	.746	15-54-69-2.3	54-0	128	73	4	55	228	7.6

2018-19 SEASON/CAREER HIGHS

Points		
Season	27, vs. TENNESSEE STATE (11/23/18)	
Career	27, vs. TENNESSEE STATE (11/23/18)	
Rebounds		
Season	17, vs. AUBURN (2/23/19)	
Career	17, vs. AUBURN (2/23/19)	
Field Goals		
Season	9, at Ole Miss (3/5/19)	
Career	9, at Ole Miss (3/5/19)	
Field Goals Attempted		
Season	18, at Ole Miss (3/5/19)	
Career	18, at Ole Miss (3/5/19)	
3-Point Field Goals		
Season	6, vs. UTAH (12/15/18)	
Career	6, vs. UTAH (12/15/18)	
3-Point Field Goals Attempted		
Season	7, 2x last vs. North Carolina (12/22/18)	
Career	7, 2x last vs. North Carolina (12/22/18)	
Free Throws		
Season	13, vs. TENNESSEE STATE (11/23/18)	
Career	13, vs. TENNESSEE STATE (11/23/18)	
Free Throws Attempted		
Season	18, vs. TENNESSEE STATE (11/23/18)	
Career	18, vs. TENNESSEE STATE (11/23/18)	
Assists		
Season	5, vs. AUBURN (2/23/19)	
Career	5, vs. AUBURN (2/23/19)	
Steals		
Season	3, 3x, last vs. MISS. STATE (1/22/19)	
Career	3, 3x, last vs. MISS. STATE (1/22/19)	
Blocked Shots		
Season	1, 3x, last vs. ARKANSAS (2/26/19)	
Career	1, 3x, last vs. ARKANSAS (2/26/19)	
Minutes Played		
Season	43, vs. Seton Hall (12/8/18)	
Career	43, vs. Seton Hall (12/8/18)	
MISCELLANEOUS		
	2018-19	CAREER
Dunks	13	13
Double-Figure Scoring Games	22	22
Double-Figure Rebounding Games	4	4
Games With Double-Double	3	3
Games Led UK in Scoring	8	8
Games Led UK in Rebounding	6	6
Games Led UK in Assists	1	1
Games Led UK in Steals	6	6
Games Led UK in Blocks	0	0
Games With 3+ Assists	6	6
Games With 3+ Blocks	0	0
Games With 3+ Steals	3	3
Games With 3+ 3-Pointers	5	5

- Three-time SEC Freshman of the Week
- Poured in 22 points and added seven boards in a road win at Ole Miss
- Grabbed a career-high 17 rebounds in the home win vs. Auburn and added a career-high five assists
- Scored in double figures in 22 of 30 games and 20 or more in six games
- Averaging 16.3 points and 5.1 rebounds while shooting 52.3 percent in UK's eight games vs. AP Top 25 opponents
- Second on the team with 38 3-pointers and is shooting 38.4 percent from 3
 - UK is 5-0 this season when he makes at least three 3-pointers
- Posted his third double-double of the season with 15 points and 10 rebounds in the win vs. No. 9/10 Kansas. Hit three 3-pointers after halftime
- Scored 20 points on 7-of-11 shooting with two 3-pointers in the win at No. 14/12 Auburn
- Hit a buzzer-beater half-court shot to force overtime against Seton Hall
- Posted 24 points on 8-of-9 shooting with a career-high six 3-pointers vs. Utah
- Scored a career-high 27 points vs. Tennessee State and made 13 shots from the foul line
- His 23 points vs. Duke were tied for the fifth most in a debut in program history
- On the midseason watch list for the John R. Wooden Award and the preseason list for the Naismith Trophy
- One of 10 midseason finalists for Naismith Memorial Basketball Hall of Fame's Julius Erving Award (best small forward)
- Averaged 22.1 points, 6.8 boards and 4.4 assists per game for Oak Hill Academy
- Virginia Gatorade High School Player of the Year

Birthday: Oct. 11
Parents: Rochelle and Chris
Major: Undeclared/exploratory studies in agriculture

Off the court he likes to ...
 Play Fortnite, hang out with friends, spend time with family, fish and go to amusement parks

Did you know ...
 He was a member of the National Honor Society in high school and he wishes he had the talent to dance well



Game-By-Game Statistics

Opponent	Date	qs	min	Total fg-fga	pct	3-Pointers 3fg-fga	pct	Free throws ft-fa	pct	Rebounds off	def	tot	avg	pf	a	t/o	blk	stl	pts	avg	
vs #4/3 DUKE	11/06/18	*	30	8-16	.500	1-3	.333	6-10	.600	1	3	4	4.0	3	2	0	1	1	23	23.0	
SOUTHERN ILLINOIS	11/09/18	*	32	5-10	.500	0-3	.000	5-7	.714	0	4	4	4.0	1	2	3	0	1	15	19.0	
NORTH DAKOTA	11/14/18	*	34	3-4	.750	0-0	.000	6-8	.750	3	7	10	6.0	2	1	0	0	0	12	16.7	
VMI	11/18/18	*	25	4-8	.500	1-2	.500	0-0	.000	2	1	3	5.3	2	2	1	0	1	9	14.8	
WINTHROP	11/21/18	*	26	4-10	.400	2-5	.400	3-6	.500	1	6	7	5.6	2	1	2	0	1	13	14.4	
TENNESSEE STATE	11/23/18	*	35	7-15	.467	0-2	.000	13-18	.722	3	4	7	5.8	4	0	2	0	0	27	16.5	
MONMOUTH	11/28/18	*	31	5-9	.556	1-3	.333	4-5	.800	0	3	3	5.4	1	2	4	0	0	15	16.3	
UNCG	12/01/18	*	31	4-7	.571	1-1	1.000	4-6	.667	2	9	11	6.1	1	2	2	0	1	13	15.9	
vs Seton Hall	12/08/18	*	43	4-9	.444	2-6	.333	0-0	.000	1	4	5	6.0	3	1	3	0	0	10	15.2	
UTAH	12/15/18	*	33	8-9	.889	6-7	.857	2-2	1.000	0	2	2	5.6	2	0	2	0	1	24	16.1	
vs #9/10 North Carolina	12/22/18	*	23	7-11	.636	4-7	.571	3-4	.750	0	3	3	5.4	5	3	1	0	3	21	16.5	
at RV/RV Louisville	12/29/18	*	34	5-13	.385	1-5	.200	4-4	1.000	1	6	7	5.5	2	2	2	0	1	15	16.4	
at Alabama	01/05/19	*	30	5-10	.500	1-3	.333	2-2	1.000	1	6	7	5.6	3	4	1	0	3	13	16.2	
TEXAS A&M	01/08/19	*	27	2-9	.222	0-4	.000	4-4	1.000	2	4	6	5.6	1	2	4	0	0	8	15.6	
VANDERBILT	01/12/19	*	24	6-8	.750	1-2	.500	2-2	1.000	0	1	1	5.3	5	1	4	0	0	15	15.5	
at Georgia	01/15/19	*	27	0-6	.000	0-1	.000	0-0	.000	2	1	3	5.2	1	2	2	0	1	0	14.6	
at #14/12 Auburn	01/19/19	*	28	7-11	.636	2-5	.400	4-7	.571	2	1	3	5.1	1	0	1	0	0	20	14.9	
#22/22 MISSISSIPPI STATE	01/22/19	*	26	4-8	.500	0-1	.000	1-1	1.000	0	5	5	5.1	5	2	2	1	3	9	14.6	
#9/10 KANSAS	01/26/19	*	32	5-9	.556	3-4	.750	2-2	1.000	2	8	10	5.3	3	0	0	0	0	15	14.6	
at Vanderbilt	01/29/19	*	23	3-6	.500	3-4	.750	2-2	1.000	0	0	0	5.1	3	2	1	0	0	11	14.4	
at Florida	02/02/19	*	30	4-13	.308	2-5	.400	0-0	.000	2	6	8	5.2	2	1	1	0	0	10	14.2	
SOUTH CAROLINA	02/05/19	*	31	2-9	.222	0-3	.000	5-6	.833	2	4	6	5.2	0	0	0	0	0	9	14.0	
at RV/#21 Mississippi State	02/09/19	*	28	4-10	.400	1-3	.333	4-4	1.000	0	7	7	5.3	3	0	1	0	1	13	13.9	
#19/21 LSU	02/12/19	*	36	5-10	.500	1-2	.500	5-9	.556	0	5	5	5.3	0	3	0	0	1	16	14.0	
#1/1 TENNESSEE	02/16/19	*	33	8-14	.571	3-6	.500	0-0	.000	1	3	4	5.2	1	1	2	0	1	19	14.2	
at Mizzou	02/19/19	*	35	1-6	.167	0-2	.000	3-3	1.000	2	4	6	5.3	2	1	0	0	1	5	13.8	
RV/RV AUBURN	02/23/19	*	29	3-8	.375	0-2	.000	2-4	.500	3	14	17	5.7	2	5	2	0	0	8	13.6	
ARKANSAS	02/26/19	*	37	5-14	.357	0-1	.000	3-6	.500	3	3	6	5.7	2	3	3	1	0	13	13.6	
at #7/7 Tennessee	03/02/19	*	31	2-9	.222	1-5	.200	2-4	.500	2	5	7	5.8	3	1	3	0	0	7	13.4	
at Ole Miss	03/05/19	*	38	9-18	.500	1-2	.500	3-7	.429	2	5	7	5.8	1	3	1	0	1	22	13.7	
Totals			30	922	139-299	.465	38-99	.384	94-133	.707	40	134	174	5.8	66	49	50	3	22	410	13.7

Games played: 30
 Minutes/game: 30.7
 Points/game: 13.7
 FG Pct: 46.5
 3FG Pct: 38.4
 FT Pct: 70.7

Rebounds/game: 5.8
 Assists/game: 1.6
 Turnovers/game: 1.7
 Assist/turnover ratio: 1.0
 Steals/game: 0.7
 Blocks/game: 0.1

Career Statistics

Year	GP-GS	Min-Avg	FG-FGA	Pct	3FG-FGA	Pct	FT-FTA	Pct	Off-Def-Tot-Avg	PF-FO	Ast	TO	Blk	Stl	Pts	Avg
2018-19	29-29	884-30.5	130-281	.463	37-97	.381	91-126	.722	38-129-167-5.8	65-3	46	49	3	21	388	13.4
TOTAL	30-30	922-30.7	139-299	.465	38-99	.384	94-133	.707	40-134-174-5.8	66-3	49	50	3	22	410	13.7

2018-19 SEASON/CAREER HIGHS

Points		
Season	14, at Vanderbilt (1/29/19)	
Career	25, vs. FORT WAYNE (11/22/17)	
Rebounds		
Season	19, vs. SOUTHERN ILLINOIS (11/9/18)	
Career	19, vs. SOUTHERN ILLINOIS (11/9/18)	
Field Goals		
Season	4, 2x, last at Vanderbilt (1/29/19)	
Career	9, vs. FORT WAYNE (11/22/17)	
Field Goals Attempted		
Season	8, vs. SOUTHERN ILLINOIS (11/9/18)	
Career	10, vs. FORT WAYNE (11/22/17)	
3-Point Field Goals		
Season	-	
Career	-	
3-Point Field Goals Attempted		
Season	-	
Career	-	
Free Throws		
Season	6, 2x, last at TENNESSEE (3/2/19)	
Career	7, vs. FORT WAYNE (11/22/17)	
Free Throws Attempted		
Season	10, at Vanderbilt (1/29/19)	
Career	10, at Vanderbilt (1/29/19)	
Assists		
Season	2, at Alabama (1/5/19)	
Career	2, 2x, last at Alabama (1/5/19)	
Steals		
Season	1, 4x, last vs. AUBURN (2/23/19)	
Career	1, 7x, last vs. AUBURN (2/23/19)	
Blocked Shots		
Season	5, vs. KANSAS (1/26/19)	
Career	5, vs. KANSAS (1/26/19)	
Minutes Played		
Season	27, vs. SOUTHERN ILLINOIS (11/9/18)	
Career	27, vs. SOUTHERN ILLINOIS (11/9/18)	
MISCELLANEOUS		
	2018-19	CAREER
Dunks	19	47
Double-Figure		
Scoring Games	2	9
Double-Figure		
Rebounding Games	2	3
Games With		
Double-Double	0	1
Games Led UK		
in Scoring	0	1
Games Led UK		
in Rebounding	4	12
Games Led UK		
in Assists	0	0
Games Led UK		
in Steals	0	0
Games Led UK		
in Blocks	14	26
Games With		
3+ Assists	0	0
Games With		
3+ Blocks	8	12
Games With		
3+ Steals	0	0
Games With		
3+ 3-Pointers	0	0

- Posted seven points, 15 rebounds and three blocks in the win vs. Arkansas
- Leads the team with 44 blocks
 - Has blocked three shots in three of the past four games in Reid Travis' injury absence
 - Blocked a combined nine shots in 23 minutes across the Kansas and Vanderbilt games to conclude January
- UK is 13-1 this season when Richards scores at least four points
- Scored a season-high 14 points at Vanderbilt on Jan. 30 on 4-of-5 shooting and 6 of 10 at the free-throw line
- Turned in a solid 10 minutes vs. Mississippi State on Jan. 22, totaling eight points, six rebounds and a blocked shot. His eight points were his best since 10 vs. Winthrop on Nov. 21
 - Grabbed six rebounds and blocked two shots in 10 minutes vs. North Carolina
- Played one of the best games of his career vs. Southern Illinois with eight points, a career-high 19 rebounds and a career-high-tying three blocks
 - The 19 rebounds were the most by a UK player since Michael Kidd-Gilchrist hauled in 19 boards vs. Louisville on Dec. 31, 2011. The 19 rebounds also matched SIU's team total
- Named to the Naismith Memorial Basketball Hall of Fame's Kareem Abdul Jabbar Award preseason watch list (best center)
- Averaged 11.5 points, 5.2 rebounds with a team-high-tying 10 blocks in the six exhibition games
- Scored in double figures seven times during his freshman season and started all 37 games
 - Averaged 5.1 points, 4.4 rebounds and 0.9 blocks per game a season ago
 - Finished second on the team in blocks with 33 and fourth in total rebounds with 163
- Recorded a double-double (25 points, 15 rebounds) vs. Fort Wayne

Birthday: Nov. 29
Mother: Marion Tenn
Major: Undeclared/exploratory studies in agriculture

Off the court he likes to ...
 Play FIFA (video game), shop for sneakers, shop for clothes, watch movies, and hang out with friends and family

Did you know ...
 He's the second UK player to hail from the Patrick School, joining Michael Kidd-Gilchrist. He's also a soccer enthusiast



Game-By-Game Statistics

Opponent	Date	gs	min	Total		3-Pointers		Free throws		Rebounds				pf	a	l/o	blk	stl	pts	avg
				fg-fga	pct	3fg-fga	pct	ft-fga	pct	off	def	tot	avg							
vs #4/3 DUKE	11/06/18	13	0-1	.000	0-0	.000	0-0	.000	0	2	2	2.0	3	0	3	1	0	0	0.0	
SOUTHERN ILLINOIS	11/09/18	27	3-8	.375	0-0	.000	2-3	.667	9	10	19	10.5	2	1	3	3	0	8	4.0	
NORTH DAKOTA	11/14/18	16	1-2	.500	0-0	.000	0-0	.000	1	1	2	7.7	5	0	2	2	0	2	3.3	
VMI	11/18/18	8	3-3	1.000	0-0	.000	0-0	.000	1	1	2	6.3	1	0	0	0	0	6	4.0	
WINTHROP	11/21/18	* 12	4-4	1.000	0-0	.000	2-2	1.000	1	0	1	5.2	2	0	2	2	0	10	5.2	
TENNESSEE STATE	11/23/18	* 10	1-1	1.000	0-0	.000	0-0	.000	0	1	1	4.5	2	0	0	0	0	2	4.7	
MONMOUTH	11/28/18	9	2-3	.667	0-0	.000	2-2	1.000	2	0	2	4.1	3	0	0	3	0	6	4.9	
UNCG	12/01/18	1	0-0	.000	0-0	.000	0-0	.000	0	0	0	3.6	1	0	1	1	0	0	4.3	
vs Seton Hall	12/08/18	12	1-2	.500	0-0	.000	1-2	.500	2	3	5	3.8	1	0	0	0	0	3	4.1	
UTAH	12/15/18	12	0-0	.000	0-0	.000	0-0	.000	0	2	2	3.6	3	0	0	1	0	0	3.7	
vs #9/10 North Carolina	12/22/18	10	1-2	.500	0-0	.000	0-0	.000	1	5	6	3.8	1	0	0	2	0	2	3.5	
at RV/RV Louisville	12/29/18	7	0-0	.000	0-0	.000	0-0	.000	2	1	3	3.8	1	0	0	1	0	0	3.3	
at Alabama	01/05/19	13	0-1	.000	0-0	.000	1-2	.500	2	1	3	3.7	0	2	0	1	0	1	3.1	
TEXAS A&M	01/08/19	11	2-2	1.000	0-0	.000	1-1	1.000	0	1	1	3.5	2	0	0	2	0	5	3.2	
VANDERBILT	01/12/19	10	1-2	.500	0-0	.000	0-0	.000	0	1	1	3.3	1	0	0	0	1	2	3.1	
at Georgia	01/15/19	15	2-5	.400	0-0	.000	0-0	.000	4	3	7	3.6	1	0	0	3	0	4	3.2	
at #14/12 Auburn	01/19/19	10	0-0	.000	0-0	.000	1-2	.500	0	1	1	3.4	3	1	0	0	1	1	3.1	
#22/22 MISSISSIPPI STAT	01/22/19	10	2-5	.400	0-0	.000	4-8	.500	5	1	6	3.6	3	0	0	1	0	8	3.3	
#9/10 KANSAS	01/26/19	9	0-1	.000	0-0	.000	0-0	.000	0	1	1	3.4	1	1	1	5	0	0	3.2	
at Vanderbilt	01/29/19	19	4-5	.800	0-0	.000	6-10	.600	0	1	1	3.3	3	0	0	4	0	14	3.7	
at Florida	02/02/19	5	0-0	.000	0-0	.000	0-0	.000	0	0	0	3.1	1	0	2	0	0	0	3.5	
SOUTH CAROLINA	02/05/19	11	2-2	1.000	0-0	.000	0-0	.000	2	2	4	3.2	4	0	1	0	1	4	3.5	
at RV/#21 Mississippi State	02/09/19	7	1-3	.333	0-0	.000	0-0	.000	1	0	1	3.1	2	0	1	1	0	2	3.5	
#19/21 LSU	02/12/19	3	0-0	.000	0-0	.000	1-2	.500	0	0	0	3.0	0	0	0	0	0	1	3.4	
#1/1 TENNESSEE	02/16/19	6	1-1	1.000	0-0	.000	1-2	.500	2	0	2	2.9	4	0	1	1	0	3	3.4	
at Mizzou	02/19/19	13	3-3	1.000	0-0	.000	1-1	1.000	3	1	4	3.0	2	1	0	0	0	7	3.5	
RV/RV AUBURN	02/23/19	20	1-3	.333	0-0	.000	2-2	1.000	1	2	3	3.0	2	1	0	3	1	4	3.5	
ARKANSAS	02/26/19	25	2-4	.500	0-0	.000	3-4	.750	5	10	15	3.4	4	0	2	3	0	7	3.6	
at #7/7 Tennessee	03/02/19	* 26	1-4	.250	0-0	.000	6-9	.667	4	3	7	3.5	4	1	1	3	0	8	3.8	
at Ole Miss	03/05/19	18	2-3	.667	0-0	.000	2-2	1.000	1	3	4	3.5	5	0	1	1	0	6	3.9	
Totals		3	368	40-70	.571	0-0	.000	36-54	.667	49	57	106	3.5	67	7	22	44	4	116	3.9

Games played: 30
 Minutes/game: 12.3
 Points/game: 3.9
 FG Pct: 57.1
 FT Pct: 66.7

Rebounds/game: 3.5
 Assists/game: 0.2
 Turnovers/game: 0.7
 Assist/turnover ratio: 0.3
 Steals/game: 0.1
 Blocks/game: 1.5

Career Statistics

Year	GP-GS	Min-Avg	FG-FGA	Pct	3FG-FGA	Pct	FT-FTA	Pct	Off-Def-Tot-Avg	PF-FO	Ast	TO	Blk	Stl	Pts	Avg
2017-18	37-37	543-14.7	69-112	.616	0-0	.000	51-71	.718	55-108-163-4.4	76-1	9	26	33	3	189	5.1
2018-19	30-3	368-12.3	40-70	.571	0-0	.000	36-54	.667	49-57-106-3.5	67-2	7	22	44	4	116	3.9
TOTAL	67-40	911-13.6	109-182	.599	0-0	.000	87-125	.696	104-165-269-4.0	143-3	16	48	77	7	305	4.6

5

IMMANUEL QUICKLEY

Freshman | Guard | 6-3 | 185 lbs | Havre de Grace, Md. | John Carroll School

[@IQ_GodSon](#) | [@immanuelquickley_](#)

2018-19 SEASON/CAREER HIGHS

Points		
Season	15, vs. SOUTHERN ILLINOIS (11/9/18)	
Career	15, vs. SOUTHERN ILLINOIS (11/9/18)	
Rebounds		
Season	6, vs. WINTHROP (11/21/18)	
Career	6, vs. WINTHROP (11/21/18)	
Field Goals		
Season	6, vs. SOUTHERN ILLINOIS (11/9/18)	
Career	6, vs. SOUTHERN ILLINOIS (11/9/18)	
Field Goals Attempted		
Season	10, vs. SOUTHERN ILLINOIS (11/9/18)	
Career	10, vs. SOUTHERN ILLINOIS (11/9/18)	
3-Point Field Goals		
Season	3, vs. VANDERBILT (1/12/19)	
Career	3, vs. VANDERBILT (1/12/19)	
3-Point Field Goals Attempted		
Season	7, vs. VANDERBILT (1/12/19)	
Career	7, vs. VANDERBILT (1/12/19)	
Free Throws		
Season	8, vs. NORTH DAKOTA (11/14/18)	
Career	8, vs. NORTH DAKOTA (11/14/18)	
Free Throws Attempted		
Season	10, vs. NORTH DAKOTA (11/14/18)	
Career	10, vs. NORTH DAKOTA (11/14/18)	
Assists		
Season	4, 2x, last vs. S. CAROLINA (2/5/19)	
Career	4, 2x, last vs. S. CAROLINA (2/5/19)	
Steals		
Season	3, vs. TEXAS A&M (1/8/19)	
Career	3, vs. TEXAS A&M (1/8/19)	
Blocked Shots		
Season	1, vs. North Carolina (12/22/18)	
Career	1, vs. North Carolina (12/22/18)	
Minutes Played		
Season	31, 2x, last vs. WINTHROP (11/21/18)	
Career	31, 2x, last vs. WINTHROP (11/21/18)	
MISCELLANEOUS		
	2018-19	CAREER
Dunks	1	1
Double-Figure		
Scoring Games	5	5
Double-Figure		
Rebounding Games	0	0
Games With		
Double-Double	0	0
Games Led UK		
in Scoring	1	1
Games Led UK		
in Rebounding	0	0
Games Led UK		
in Assists	1	1
Games Led UK		
in Steals	1	1
Games Led UK		
in Blocks	0	0
Games With		
3+ Assists	3	3
Games With		
3+ Blocks	0	0
Games With		
3+ Steals	1	1
Games With		
3+ 3-Pointers	1	1

- Scored eight points on 3-of-5 shooting (2 of 4 from 3-point range) at Tennessee, his best scoring output since he scored 12 on Jan. 12 against Vanderbilt
- Scored a combined 30 points over a three-game stretch between Jan. 5-12, including at least two 3-pointers during that stretch and a career-high three vs. Vanderbilt
- Made 48 of his 58 foul shots (82.8 percent), including two under pressure at the end of both the Arkansas and Ole Miss games to clinch victories
- Scored 12 points in the win over Utah on 4-of-7 shooting with two 3-pointers
- Had 12 points and a season-high four assists to couple with two steals vs. North Dakota
- Scored a team-high-tying 15 points in the win vs. Southern Illinois
 - Made 6 of 10 from the floor, including 2 of 4 from behind the arc
- Went a perfect 6 for 6 from the line against Duke
- Dished out a team-high 24 assists with just three turnovers over the six exhibition games
 - Averaged 7.3 points, 4.5 rebounds and 4.5 assists per game in the four Bahamas exhibition games
 - Had four or more assists in all four wins in the Bahamas
 - Scored 12 points with five assists and a steal against Mega Bemax
- Two-time state champion at the John Carroll School
 - Three-time Maryland All-State selection
- Averaged 20.0 points, 6.0 rebounds and 6.0 assists per game as a senior

Birthdate: June 17

Parents: Nitrease and Marcellous

Major: Undeclared/exploratory studies in agriculture

Off the court he likes to ...

Play the drums, watch movies, go to church, dance and play video games

Did you know ...

An honor-roll student in high school, he also excels musically and can play the saxophone, the piano and the drums



Game-By-Game Statistics

Opponent	Date	qs	min	Total		3-Pointers		Free throws		Rebounds				pf	a	t/o	blk	stl	pts	avg	
				fg-fga	pct	3fg-fga	pct	ft-fa	pct	off	def	tot	ava								
vs #4/3 DUKE	11/06/18		19	0-3	.000	0-2	.000	6-6	1.000	0	1	1	1.0	2	1	1	0	0	6	6.0	
SOUTHERN ILLINOIS	11/09/18	*	31	6-10	.600	2-4	.500	1-1	1.000	0	4	4	2.5	2	0	2	0	2	15	10.5	
NORTH DAKOTA	11/14/18	*	27	2-5	.400	0-2	.000	8-10	.800	0	1	1	2.0	0	4	0	0	2	12	11.0	
VMI	11/18/18	*	27	0-4	.000	0-3	.000	6-6	1.000	0	1	1	1.8	0	2	1	0	1	6	9.8	
WINTHROP	11/21/18	*	31	1-1	1.000	1-1	1.000	0-0	.000	0	6	6	2.6	3	3	1	0	0	3	8.4	
TENNESSEE STATE	11/23/18	*	26	3-6	.500	1-2	.500	2-2	1.000	1	0	1	2.3	0	2	1	0	0	9	8.5	
MONMOUTH	11/28/18	*	20	1-3	.333	0-2	.000	2-2	1.000	0	2	2	2.3	0	2	2	0	0	4	7.9	
UNCG	12/01/18	*	17	0-2	.000	0-2	.000	1-2	.500	0	1	1	2.1	1	1	1	0	0	1	7.0	
vs Seton Hall	12/08/18		26	3-6	.500	2-3	.667	0-2	.000	0	1	1	2.0	1	2	1	0	0	8	7.1	
UTAH	12/15/18		23	4-7	.571	2-3	.667	2-2	1.000	0	1	1	1.9	3	2	1	0	0	12	7.6	
vs #9/10 North Carolina	12/22/18		15	0-1	.000	0-1	.000	2-2	1.000	0	3	3	2.0	2	1	3	1	0	2	7.1	
at RV/RV Louisville	12/29/18		18	1-3	.333	0-2	.000	0-0	.000	0	1	1	1.9	3	2	2	0	2	6.7		
at Alabama	01/05/19		15	3-5	.600	2-4	.500	0-0	.000	0	2	2	1.9	1	0	1	0	0	8	6.8	
TEXAS A&M	01/08/19		13	4-4	1.000	2-2	1.000	0-1	.000	0	1	1	1.9	0	2	0	0	3	10	7.0	
VANDERBILT	01/12/19		20	4-9	.444	3-7	.429	1-2	.500	0	0	0	1.7	0	0	0	0	0	12	7.3	
at Georgia	01/15/19		13	1-3	.333	0-1	.000	0-0	.000	0	0	0	1.6	2	2	0	0	1	2	7.0	
at #14/12 Auburn	01/19/19		14	1-3	.333	0-1	.000	3-4	.750	0	2	2	1.6	1	1	0	0	1	5	6.9	
#22/22 MISSISSIPPI STAT	01/22/19		17	1-3	.333	1-2	.500	2-2	1.000	0	2	2	1.7	1	1	1	0	0	5	6.8	
#9/10 KANSAS	01/26/19		11	0-3	.000	0-2	.000	0-0	.000	0	1	1	1.6	0	0	2	0	0	0	6.4	
at Vanderbilt	01/29/19		18	2-5	.400	1-3	.333	1-1	1.000	0	2	2	1.7	3	1	0	0	0	6	6.4	
at Florida	02/02/19		16	1-6	.167	1-5	.200	4-5	.800	0	1	1	1.6	0	1	0	0	1	7	6.4	
SOUTH CAROLINA	02/05/19		19	0-3	.000	0-1	.000	3-4	.750	0	3	3	1.7	0	4	1	0	1	3	6.3	
at RV/#21 Mississippi State	02/09/19		12	0-2	.000	0-1	.000	0-0	.000	0	1	1	1.7	0	0	0	0	0	0	6.0	
#19/21 LSU	02/12/19		21	1-5	.200	1-4	.250	0-0	.000	0	4	4	1.8	3	1	3	0	0	3	5.9	
#1/1 TENNESSEE	02/16/19		12	0-0	.000	0-0	.000	0-0	.000	0	0	0	1.7	2	1	2	0	0	0	5.6	
at Mizzou	02/19/19		11	1-2	.500	1-2	.500	0-0	.000	0	0	0	1.6	0	1	0	0	0	3	5.5	
RV/RV AUBURN	02/23/19		22	2-3	.667	1-2	.500	0-0	.000	0	3	3	1.7	2	0	1	0	0	5	5.5	
ARKANSAS	02/26/19		15	0-1	.000	0-1	.000	2-2	1.000	0	1	1	1.6	2	1	2	0	0	2	5.4	
at #7/7 Tennessee	03/02/19		20	3-5	.600	2-4	.500	0-0	.000	0	4	4	1.7	0	0	0	0	0	8	5.5	
at Ole Miss	03/05/19		19	1-4	.250	1-2	.500	2-2	1.000	0	2	2	1.7	1	2	0	0	0	5	5.5	
Totals			7	568	46-117	.393	24-71	.338	48-58	.828	1	51	52	1.7	35	40	29	1	14	164	5.5

Games played: 30
 Minutes/game: 18.9
 Points/game: 5.5
 FG Pct: 39.3
 3FG Pct: 33.8
 FT Pct: 82.8

Rebounds/game: 1.7
 Assists/game: 1.3
 Turnovers/game: 1.0
 Assist/turnover ratio: 1.4
 Steals/game: 0.5
 Blocks/game: 0.0

Career Statistics

Year	GP-GS	Min-Avg	FG-FGA	Pct	3FG-FGA	Pct	FT-FTA	Pct	Off-Def-Tot-Avg	PF-FO	Ast	TO	Blk	Stl	Pts	Avg
2018-19	30-7	568-18.9	46-117	.393	24-71	.338	48-58	.828	1-51-52-1.7	35-0	40	29	1	14	164	5.5
TOTAL	30-7	568-18.9	46-117	.393	24-71	.338	48-58	.828	1-51-52-1.7	35-0	40	29	1	14	164	5.5

10

JONNY DAVID

Senior | Guard | 6-2 | 188 lbs | Pittsburgh | Mt. Lebanon

[@JonnyDavid](#)

[@j david010](#)

[@JonnyDavidUK10](#)

2018-19 SEASON/CAREER HIGHS

Points		
Season	-	
Career	5, vs. TEXAS A&M (1/3/17)	
Rebounds		
Season	1, vs. NORTH DAKOTA (11/14/18)	
Career	1, vs. NORTH DAKOTA (11/14/18)	
Field Goals		
Season	-	
Career	1, vs. TEXAS A&M (1/3/17)	
Field Goals Attempted		
Season	-	
Career	1, 4X, last vs. TEXAS A&M (1/3/17)	
3-Point Field Goals		
Season	-	
Career	1, vs. TEXAS A&M (1/3/17)	
3-Point Field Goals Attempted		
Season	-	
Career	1, 3x, last vs. TEXAS A&M (1/3/17)	
Free Throws		
Season	-	
Career	2, 2x, last vs. TEXAS A&M (1/3/17)	
Free Throws Attempted		
Season	-	
Career	2, 3x, last vs. TEXAS A&M (1/3/17)	
Assists		
Season	-	
Career	-	
Steals		
Season	-	
Career	-	
Blocked Shots		
Season	-	
Career	-	
Minutes Played		
Season	2, 3x, last vs. AUBURN (2/23/19)	
Career	3, vs. CLEVELAND STATE (11/23/16)	
MISCELLANEOUS		
	2018-19	CAREER
Dunks	0	0
Double-Figure		
Scoring Games	0	0
Double-Figure		
Rebounding Games	0	0
Games With		
Double-Double	0	0
Games Led UK		
in Scoring	0	0
Games Led UK		
in Rebounding	0	0
Games Led UK		
in Assists	0	0
Games Led UK		
in Steals	0	0
Games Led UK		
in Blocks	0	0
Games With		
3+ Assists	0	0
Games With		
3+ Blocks	0	0
Games With		
3+ Steals	0	0
Games With		
3+ 3-Pointers	0	0

- Seen action in seven games this season
- Snared his first career rebound, on the offensive end, in two minutes against North Dakota
- Played two minutes vs. Auburn, Monmouth and North Dakota
- As a member of UK's Student-Athlete Advisory Committee, played a key role in UK's relationship with the Special Olympics, including helping organize fan participation in the Polar Plunge, a fundraiser for the Special Olympics of Kentucky
- Saw action in UK's final two Bahamas exhibition games
 - Scored the game's final bucket in the win over Team Toronto
 - Hauled in a rebound vs. Mega Bemax
- Seen action in 31 career games and scored seven career points
- SEC Academic Honor Roll member the past three seasons
- On pace to graduate in May with a degree in kinesiology
- 1,000-point scorer in high school
- His father was a letterwinner at the University of Pittsburgh while head coach John Calipari was an assistant coach

Birthday: Nov. 7
Parents: Joseph and Sandi Major
Major: Kinesiology

Off the court he likes to ...
 Hang out with family and friends, play video games, watch Netflix/movies, go on adventures, and travel

Did you know ...
 He averaged 18.5 points as a senior and knocked down the winning shot on senior night to win a sectional title



Game-By-Game Statistics

Opponent	Date	gs	min	Total fg-fga	pct	3-Pointers 3fg-fga	pct	Free throws ft-fa	pct	Rebounds off	def	tot	avg	pf	a	t/o	bik	stl	pts	avg
vs #4/3 DUKE	11/06/18	dnp	-	-	-	-	-	-	-	-	-	-	-	-	-	-	-	-	-	-
SOUTHERN ILLINOIS	11/09/18	dnp	-	-	-	-	-	-	-	-	-	-	-	-	-	-	-	-	-	-
NORTH DAKOTA	11/14/18	2	0-0	.000	0-0	.000	0-0	.000	1	0	1	1.0	0	0	0	0	0	0	0	0.0
VMI	11/18/18	dnp	-	-	-	-	-	-	-	-	-	-	-	-	-	-	-	-	-	-
WINTHROP	11/21/18	dnp	-	-	-	-	-	-	-	-	-	-	-	-	-	-	-	-	-	-
TENNESSEE STATE	11/23/18	dnp	-	-	-	-	-	-	-	-	-	-	-	-	-	-	-	-	-	-
MONMOUTH	11/28/18	2	0-0	.000	0-0	.000	0-0	.000	0	0	0	0.5	0	0	0	0	0	0	0	0.0
UNCG	12/01/18	dnp	-	-	-	-	-	-	-	-	-	-	-	-	-	-	-	-	-	-
vs Seton Hall	12/08/18	dnp	-	-	-	-	-	-	-	-	-	-	-	-	-	-	-	-	-	-
UTAH	12/15/18	1	0-0	.000	0-0	.000	0-0	.000	0	0	0	0.3	0	0	0	0	0	0	0	0.0
vs #9/10 North Carolina	12/22/18	dnp	-	-	-	-	-	-	-	-	-	-	-	-	-	-	-	-	-	-
at RV/RV Louisville	12/29/18	dnp	-	-	-	-	-	-	-	-	-	-	-	-	-	-	-	-	-	-
at Alabama	01/05/19	dnp	-	-	-	-	-	-	-	-	-	-	-	-	-	-	-	-	-	-
TEXAS A&M	01/08/19	dnp	-	-	-	-	-	-	-	-	-	-	-	-	-	-	-	-	-	-
VANDERBILT	01/12/19	dnp	-	-	-	-	-	-	-	-	-	-	-	-	-	-	-	-	-	-
at Georgia	01/15/19	dnp	-	-	-	-	-	-	-	-	-	-	-	-	-	-	-	-	-	-
at #14/12 Auburn	01/19/19	dnp	-	-	-	-	-	-	-	-	-	-	-	-	-	-	-	-	-	-
#22/22 MISSISSIPPI STAT	01/22/19	1	0-0	.000	0-0	.000	0-0	.000	0	0	0	0.3	0	0	0	0	0	0	0	0.0
#9/10 KANSAS	01/26/19	dnp	-	-	-	-	-	-	-	-	-	-	-	-	-	-	-	-	-	-
at Vanderbilt	01/29/19	1	0-0	.000	0-0	.000	0-0	.000	0	0	0	0.2	0	0	0	0	0	0	0	0.0
at Florida	02/02/19	dnp	-	-	-	-	-	-	-	-	-	-	-	-	-	-	-	-	-	-
SOUTH CAROLINA	02/05/19	1	0-0	.000	0-0	.000	0-0	.000	0	0	0	0.2	0	0	0	0	0	0	0	0.0
at RV#21 Mississippi State	02/09/19	dnp	-	-	-	-	-	-	-	-	-	-	-	-	-	-	-	-	-	-
#19/21 LSU	02/12/19	dnp	-	-	-	-	-	-	-	-	-	-	-	-	-	-	-	-	-	-
#1/1 TENNESSEE	02/16/19	dnp	-	-	-	-	-	-	-	-	-	-	-	-	-	-	-	-	-	-
at Mizzou	02/19/19	dnp	-	-	-	-	-	-	-	-	-	-	-	-	-	-	-	-	-	-
RV/RV AUBURN	02/23/19	2	0-0	.000	0-0	.000	0-0	.000	0	0	0	0.1	0	0	1	0	0	0	0	0.0
ARKANSAS	02/26/19	dnp	-	-	-	-	-	-	-	-	-	-	-	-	-	-	-	-	-	-
at #7/7 Tennessee	03/02/19	dnp	-	-	-	-	-	-	-	-	-	-	-	-	-	-	-	-	-	-
at Ole Miss	03/05/19	dnp	-	-	-	-	-	-	-	-	-	-	-	-	-	-	-	-	-	-
Totals		0	10	0-0	.000	0-0	.000	0-0	.000	1	0	1	0.1	0	0	1	0	0	0	0.0

Games played: 7
 Minutes/game: 1.4

Rebounds/game: 0.1
 Turnovers/game: 0.1

Career Statistics

Year	GP-GS	Min-Avg	FG-FGA	Pct	3FG-FGA	Pct	FT-FTA	Pct	Off-Def-Tot-Avg	PF-FO	Ast	TO	Blk	Stl	Pts	Avg
2015-16	11-0	11-1.0	0-2	.00	0-2	.000	2-2	1.000	0-0-0-0.0	1-0	0	1	0	0	2	0.2
2016-17	7-0	11-1.6	1-2	.500	1-1	1.000	2-4	.500	0-0-0-0.0	0-0	0	3	0	0	5	0.7
2017-18	6-0	4-0.7	0-0	.000	0-0	.000	0-0	.000	0-0-0-0.0	1-0	0	2	0	0	0	0.0
2018-19	7-0	10-1.4	0-0	.000	0-0	.000	0-0	.000	1-0-1-0.2	0-0	0	1	0	0	0	0.0
TOTAL	31-0	36-1.2	1-4	.250	1-3	.333	4-6	.667	1-0-1-0.0	2-0	0	7	0	0	7	0.2

12

BRAD CALIPARI

Junior | Guard | 6-0 | 179 lbs | Franklin Lakes, N.J. | MacDuffie School

[@bradcalipari](#) |
 [@brad.calipari](#) |
 [@bradcalipari](#)

2018-19 SEASON/CAREER HIGHS

Points	
Season	-
Career	3, 3x, last vs. MISSOURI (2/24/18)
Rebounds	
Season	-
Career	1, 5x, last at Texas A&M (2/10/18)
Field Goals	
Season	-
Career	1, 3x, last vs. MISSOURI (2/24/18)
Field Goals Attempted	
Season	-
Career	3, 2x, last vs. Arizona State (11/28/16)
3-Point Field Goals	
Season	-
Career	1, 3x, last vs. MISSOURI (2/24/18)
3-Point Field Goals Attempted	
Season	-
Career	3, vs. CLEVELAND STATE (11/23/16)
Free Throws	
Season	-
Career	2, vs. CANISIUS (11/13/16)
Free Throws Attempted	
Season	-
Career	3, vs. CANISIUS (11/13/16)
Assists	
Season	-
Career	1, 2x, last vs. LOUISVILLE (12/29/17)
Steals	
Season	-
Career	-
Blocked Shots	
Season	-
Career	1, vs. CLEVELAND STATE (11/23/16)
Minutes Played	
Season	-
Career	8, vs. CLEVELAND STATE (11/23/16)

MISCELLANEOUS	2018-19	CAREER
Dunks	0	0
Double-Figure Scoring Games	0	0
Double-Figure Rebounding Games	0	0
Games With Double-Double	0	0
Games Led UK in Scoring	0	0
Games Led UK in Rebounding	0	0
Games Led UK in Assists	0	0
Games Led UK in Steals	0	0
Games Led UK in Blocks	0	1
Games With 3+ Assists	0	0
Games With 3+ Blocks	0	0
Games With 3+ Steals	0	0
Games With 3+ 3-Pointers	0	0

- Pronunciation: cal-uh-PEAR-ee
- Plans to redshirt in 2018-19 and will have two years of eligibility remaining
- On track to graduate this season. Plans to pursue graduate school
- Totaled eight minutes in UK's exhibition against Transylvania
- Played in all four games in the Bahamas. He drained a 3-pointer against the Bahamas National Team and had a rebound in three of the four wins
 - Also dished out an assist against Team Toronto
- Has been a part of two international basketball trips with Global Sports Academy
 - Averaged 14.3 points, 6.5 assists and 3.3 rebounds in four games in Croatia in 2017
 - Averaged 13.2 points and 7.0 assists in four games in Europe in 2018
- Two-time SEC Academic Honor Roll member
- Played in 15 games as a freshman, scoring eight points. Saw action in 12 games and recorded three points and two boards as a sophomore
- Averaged 15.3 points, 3.6 assists and 2.6 rebounds per game as a senior in high school
- Finished his high school career as a 1,000-point scorer

Birthday: Nov. 11
Parents: John and Ellen
Major: Communication

Off the court he likes to ...
 Play Fortnite, sleep, watch Spongebob Squarepants, cook and listen to music

Did you know ...
 He earned academic honors in high school for art, specializing in drawing. His definition of a true hero is anyone who is a servant leader



Game-By-Game Statistics

Career Statistics

Year	GP-GS	Min-Avg	FG-FGA	Pct	3FG-FGA	Pct	FT-FTA	Pct	Off-Def-Tot-Avg	PF-FO	Ast	TO	Blk	Stl	Pts	Avg
2016-17	15-0	45-3.0	2-13	.154	2-12	.167	2-5	.400	1-2-3-0.2	3-0	1	2	1	0	8	0.5
2017-18	12-0	28-2.3	1-7	.143	1-7	.143	0-0	.000	0-2-2-0.2	0-0	1	2	0	0	3	0.3
2018-19	0-0	0-0.0	0-0	.000	0-0	.000	0-0	.000	0-0-0-0.0	0-0	0	0	0	0	0	0.0
TOTAL	27-0	73-2.7	3-20	.150	3-19	.158	2-5	.400	1-4-5-0.2	3-0	2	4	1	0	11	0.4

13

Redshirt Freshman | Guard | 6-4 | 192 lbs | Menifee, Calif. | Eleanor Roosevelt

JEMARL BAKER JR.

[@jemarlbakerjr](#) | [@jemarlbakerjr_](#)

2018-19 SEASON/CAREER HIGHS

Points		
Season	6, 3x, last at Vanderbilt (1/29/19)	
Career	6, 3x, last at Vanderbilt (1/29/19)	
Rebounds		
Season	3, vs. SOUTH CAROLINA (2/5/19)	
Career	3, vs. SOUTH CAROLINA (2/5/19)	
Field Goals		
Season	2, 4x, last vs. S. CAROLINA (2/5/19)	
Career	2, 4x, last vs. S. CAROLINA (2/5/19)	
Field Goals Attempted		
Season	6, at Florida (2/2/19)	
Career	6, at Florida (2/2/19)	
3-Point Field Goals		
Season	2, 3x, last at Vanderbilt (1/29/19)	
Career	2, 3x, last at Vanderbilt (1/29/19)	
3-Point Field Goals Attempted		
Season	4, 2x, last at Florida (2/2/19)	
Career	4, 2x, last at Florida (2/2/19)	
Free Throws		
Season	1, 3x, last vs. ARKANSAS (2/27/19)	
Career	1, 3x, last vs. ARKANSAS (2/27/19)	
Free Throws Attempted		
Season	2, 2x, last vs. ARKANSAS (2/27/19)	
Career	2, 2x, last vs. ARKANSAS (2/27/19)	
Assists		
Season	3, vs. TEXAS A&M (1/8/19)	
Career	3, vs. TEXAS A&M (1/8/19)	
Steals		
Season	1, 2x, last at Mississippi State (2/9/19)	
Career	1, 2x, last at Mississippi State (2/9/19)	
Blocked Shots		
Season	1, 2x, last vs. TENNESSEE (2/16/19)	
Career	1, 2x, last vs. TENNESSEE (2/16/19)	
Minutes Played		
Season	19, at Vanderbilt (1/29/19)	
Career	19, at Vanderbilt (1/29/19)	
MISCELLANEOUS		
	2018-19	CAREER
Dunks	0	0
Double-Figure Scoring Games	0	0
Double-Figure Rebounding Games	0	0
Games With Double-Double	0	0
Games Led UK in Scoring	0	0
Games Led UK in Rebounding	0	0
Games Led UK in Assists	0	0
Games Led UK in Steals	1	1
Games Led UK in Blocks	0	0
Games With 3+ Assists	1	1
Games With 3+ Blocks	0	0
Games With 3+ Steals	0	0
Games With 3+ 3-Pointers	0	0

- Pronunciation: like Jamal
- Has become a key contributor off the bench with shot-making ability and solid defense
- Went 2 for 2 from 3-point range at Georgia on Jan. 15 and at Vanderbilt on Jan. 29
- Logged 13 key minutes vs. Texas A&M that included a four-point play, a career-high three assists and solid defense
 - Calipari said Baker's ability to be a "willing passer" changed "the whole complexion of the game"
- Played a then career-high 15 minutes vs. North Carolina
- Heeding the advice of Coach Cal to shoot the ball when he gets his opportunity, made back-to-back 3-pointers in two minutes vs. Utah
- Made his debut against Seton Hall, entering the game in the last minute of the first half
- Did not participate in any of the four Bahamas exhibition game with knee soreness
- Returned to practice after the Bahamas and scored 12 points in the Blue-White Game
- Dean's List in fall of 2017 and an SEC First-Year Academic Honor Roll member
- Redshirted in 2017-18 after undergoing knee surgery in October
- Considered one of the premier shooters in the country with range that extends beyond the college 3-point arc
- A consensus four-star prospect ranked among the top 100

Birthday: June 12
Parents: Jemarl Sr. and Portia
Major: Undeclared/exploratory studies in agriculture

Off the court he likes to ...
 Shop, play video games, eat, watch movies and listen to music

Did you know ...
 His dad played basketball at Cal State Northridge and his sister Anyia played hoops at Grand Canyon University



Game-By-Game Statistics

Opponent	Date	gs	min	Total		3-Pointers		Free throws		Rebounds				pf	a	t/o	blk	stl	pts	avg
				fg-fga	pct	3fg-fga	pct	ft-fa	pct	off	def	tot	avg							
vs #4/3 DUKE	11/06/18		dnp	-	-	-	-	-	-	-	-	-	-	-	-	-	-	-	-	-
SOUTHERN ILLINOIS	11/09/18		dnp	-	-	-	-	-	-	-	-	-	-	-	-	-	-	-	-	-
NORTH DAKOTA	11/14/18		dnp	-	-	-	-	-	-	-	-	-	-	-	-	-	-	-	-	-
VMI	11/18/18		dnp	-	-	-	-	-	-	-	-	-	-	-	-	-	-	-	-	-
WINTHROP	11/21/18		dnp	-	-	-	-	-	-	-	-	-	-	-	-	-	-	-	-	-
TENNESSEE STATE	11/23/18		dnp	-	-	-	-	-	-	-	-	-	-	-	-	-	-	-	-	-
MONMOUTH	11/28/18		dnp	-	-	-	-	-	-	-	-	-	-	-	-	-	-	-	-	-
UNCG	12/01/18		dnp	-	-	-	-	-	-	-	-	-	-	-	-	-	-	-	-	-
vs Seton Hall	12/08/18	1	0-0	.000	0-0	.000	0-0	.000	0-0	.000	0	0	0	0	0	0	0	0	0	0.0
UTAH	12/15/18	2	2-2	1.000	2-2	1.000	0-0	.000	0-0	.000	0	0	0	0	0	0	0	0	0	6.30
vs #9/10 North Carolina	12/22/18	15	0-3	.000	0-3	.000	0-0	.000	0-0	.000	0	1	1	0.3	0	1	1	1	0	2.0
at RV/RV Louisville	12/29/18	8	1-4	.250	1-4	.250	0-0	.000	1	0	1	0.5	1	0	1	0	0	0	3	2.3
at Alabama	01/05/19	6	0-0	.000	0-0	.000	0-0	.000	0	0	0	0.4	0	0	0	0	0	0	0	1.8
TEXAS A&M	01/08/19	13	1-3	.333	1-2	.500	1-1	1.000	0	1	1	0.5	2	3	1	0	0	0	4	2.2
VANDERBILT	01/12/19	7	0-3	.000	0-3	.000	0-0	.000	0	0	0	0.4	0	0	0	0	0	0	0	1.9
at Georgia	01/15/19	13	2-3	.667	2-2	1.000	0-0	.000	0	1	1	0.5	1	1	2	0	1	6	2.4	
at #14/12 Auburn	01/19/19	8	0-1	.000	0-1	.000	0-0	.000	0	1	1	0.6	1	0	1	0	0	0	2.1	
#22/22 MISSISSIPPI STAT	01/22/19	6	0-1	.000	0-1	.000	0-0	.000	0	0	0	0.5	0	0	1	0	0	0	1.9	
#9/10 KANSAS	01/26/19	4	0-1	.000	0-0	.000	0-0	.000	0	1	1	0.5	0	0	0	0	0	0	1.7	
at Vanderbilt	01/29/19	19	2-2	1.000	2-2	1.000	0-0	.000	0	1	1	0.6	3	1	0	0	0	0	6	2.1
at Florida	02/02/19	15	1-6	.167	0-4	.000	0-0	.000	0	0	0	0.5	0	2	0	0	0	2	2.1	
SOUTH CAROLINA	02/05/19	11	2-3	.667	1-2	.500	0-0	.000	0	3	3	0.7	1	0	0	0	0	0	5	2.3
at RV/#21 Mississippi State	02/09/19	12	1-3	.333	0-2	.000	1-2	.500	0	0	0	0.7	0	1	0	0	1	3	2.3	
#19/21 LSU	02/12/19	3	0-2	.000	0-2	.000	0-0	.000	0	0	0	0.6	0	0	0	0	0	0	0	2.2
#1/1 TENNESSEE	02/16/19	8	0-2	.000	0-1	.000	0-0	.000	0	0	0	0.6	0	0	0	1	0	0	0	2.1
at Mizzou	02/19/19	7	0-0	.000	0-0	.000	0-1	.000	0	1	1	0.6	1	0	1	0	0	0	1.9	
RV/RV AUBURN	02/23/19	12	1-4	.250	0-2	.000	0-0	.000	0	1	1	0.6	1	0	0	0	0	0	2	1.9
ARKANSAS	02/26/19	4	0-1	.000	0-1	.000	1-2	.500	0	0	0	0.6	1	0	1	0	0	0	1	1.9
at #7/7 Tennessee	03/02/19	5	1-2	.500	1-2	.500	0-0	.000	0	0	0	0.6	0	1	0	0	0	0	3	2.0
at Ole Miss	03/05/19	5	1-1	1.000	0-0	.000	0-0	.000	0	0	0	0.5	3	1	0	0	0	0	2	2.0
Totals		0	184	15-47	.319	10-36	.278	3-6	.500	1	11	12	0.5	16	11	9	2	2	43	2.0

Games played: 22
 Minutes/game: 8.4
 Points/game: 2.0
 FG Pct: 31.9
 3FG Pct: 27.8
 FT Pct: 50.0

Rebounds/game: 0.5
 Assists/game: 0.5
 Turnovers/game: 0.4
 Assist/turnover ratio: 1.2
 Steals/game: 0.1
 Blocks/game: 0.1

Career Statistics

Year	GP-GS	Min-Avg	FG-FGA	Pct	3FG-FGA	Pct	FT-FTA	Pct	Off-Def-Tot-Avg	PF-FO	Ast	TO	Blk	Stl	Pts	Avg
2018-19	22-0	184-8.4	15-47	.319	10-36	.278	3-6	.500	1-11-12-0.5	16-0	11	9	2	2	43	2.0
TOTAL	22-0	184-8.4	15-47	.319	10-36	.278	3-6	.500	1-11-12-0.5	16-0	11	9	2	2	43	2.0

2018-19 SEASON/CAREER HIGHS

Points		
Season	29, vs. ARKANSAS (2/26/19)	
Career	29, vs. ARKANSAS (2/26/19)	
Rebounds		
Season	13, vs. TENNESSEE (2/16/19)	
Career	13, vs. TENNESSEE (2/16/19)	
Field Goals		
Season	10, at Louisville (12/29/18)	
Career	10, at Louisville (12/29/18)	
Field Goals Attempted		
Season	17, vs. North Carolina (12/22/18)	
Career	17, vs. North Carolina (12/22/18)	
3-Point Field Goals		
Season	5, vs. ARKANSAS (2/26/19)	
Career	5, vs. ARKANSAS (2/26/19)	
3-Point Field Goals Attempted		
Season	8, 2x, last. vs. North Carolina (12/22/18)	
Career	8, 2x, last. vs. North Carolina (12/22/18)	
Free Throws		
Season	8, 2x last at Missouri (2/19/19)	
Career	8, 2x last at Missouri (2/19/19)	
Free Throws Attempted		
Season	9, vs. TENNESSEE (2/16/19)	
Career	9, vs. TENNESSEE (2/16/19)	
Assists		
Season	7, vs. WINTHROP (11/21/18)	
Career	7, vs. WINTHROP (11/21/18)	
Steals		
Season	5, 2x, last vs. MONMOUTH (11/28/18)	
Career	5, 2x, last vs. MONMOUTH (11/28/18)	
Blocked Shots		
Season	2, 2x, last vs. Seton Hall (12/8/18)	
Career	2, 2x, last vs. Seton Hall (12/8/18)	
Minutes Played		
Season	39, vs. LSU (2/12/19)	
Career	39, vs. LSU (2/12/19)	
MISCELLANEOUS		
	2018-19	CAREER
Dunks	4	4
Double-Figure		
Scoring Games	24	24
Double-Figure		
Rebounding Games	1	1
Games With		
Double-Double	1	1
Games Led UK		
in Scoring	7	7
Games Led UK		
in Rebounding	4	4
Games Led UK		
in Assists	5	5
Games Led UK		
in Steals	8	8
Games Led UK		
in Blocks	3	3
Games With		
3+ Assists	12	12
Games With		
3+ Blocks	0	0
Games With		
3+ Steals	4	4
Games With		
3+ 3-Pointers	9	9

- Pronunciation: Hero
- Two-time SEC Freshman of the Week
- UK is 9-0 this season when Herro makes at least three 3-pointers and 16-0 when he scores at least 15
- Scored a career-high 29 points Feb. 26 vs. Arkansas. He was 9 for 10 from the floor, 5 of 6 from behind the arc (the five 3-pointers were a career best) and 6 of 6 at the foul line. Also posted three assists, two steals
- Earned his first career double-double with 15 points and a career-high 13 boards in win over No. 1 UT
- Averaging 15.5 points on 50.5 percent shooting on the road, scoring at least 12 points in nine of the 10 games
- Only freshman in the country averaging at least 15.0 points on the road while shooting at least 48.0 percent, at least 38 percent from 3 and at least 90 percent from the free-throw line
- Scored 20 points, including 15 in the second half with the game-winning free throws, in a win at No. 14/12 Auburn
- Leads Kentucky in 3-pointers made (53) and second on the team in steals (32)
- Reached double figures in a team-high 24 games
- Made 56 of his last 57 free throws and is shooting 93.6 percent from the line overall
- Led the Wildcats with 19 points at Florida, keeping UK afloat during a cold-shooting first half and then providing a big 3-pointer late in the game
- Scored a then career-high 24 to win Bluegrass Sports Commission MVP of the Louisville game
- USBWA Wayman Tisdale National Freshman of the Week and NCAA.com National Player of the Week for the week of Dec. 31 after the Louisville game
- Averaged 32.9 points, 7.4 rebounds, 3.6 assists and 3.3 steals as a First Team All-State selection his senior season at Whitnall

Birthdate: Jan. 20
Parents: Jen and Chris
Major: Undeclared/exploratory studies in agriculture

Off the court he likes to ...
 Play video games, eat, hang out with friends, spend time with family and ride roller coasters

Did you know ...
 His nickname is "Boy Wonder" and he chose No. 14 because he's been wearing it since his freshman year in high school



Game-By-Game Statistics

Opponent	Date	gs	min	Total		3-Pointers		Free throws		Rebounds				pf	a	t/o	blk	stl	pts	avg	
				fg-fga	pct	3fg-fga	pct	ft-fa	pct	off	def	tot	avg								
vs #4/3 DUKE	11/06/18	*	33	4-11	.364	1-6	.167	5-5	1.000	0	9	9	9.0	1	5	1	2	0	14	14.0	
SOUTHERN ILLINOIS	11/09/18	*	20	0-6	.000	0-2	.000	0-0	.000	1	2	3	6.0	1	0	1	0	1	0	7.0	
NORTH DAKOTA	11/14/18	*	25	7-12	.583	1-2	.500	3-3	1.000	0	1	1	4.3	0	3	2	0	5	18	10.7	
VMI	11/18/18	*	19	2-6	.333	1-3	.333	0-0	.000	0	2	2	3.8	2	2	2	1	0	5	9.3	
WINTHROP	11/21/18	*	25	6-14	.429	3-8	.375	0-0	.000	0	3	3	3.6	1	7	1	0	0	15	10.4	
TENNESSEE STATE	11/23/18	*	25	3-7	.429	2-6	.333	0-0	.000	0	4	4	3.7	1	0	2	0	1	8	10.0	
MONMOUTH	11/28/18	*	28	6-10	.600	2-5	.400	2-2	1.000	1	7	8	4.3	1	1	0	0	5	16	10.9	
UNCG	12/01/18	*	35	6-12	.500	2-6	.333	4-6	.667	1	4	5	4.4	3	1	3	1	0	18	11.8	
vs Seton Hall	12/08/18	*	26	4-13	.308	0-6	.000	2-2	1.000	0	2	2	4.1	3	1	1	2	0	10	11.6	
UTAH	12/15/18	*	31	7-12	.583	2-6	.333	1-2	.500	0	2	2	3.9	0	1	0	0	2	17	12.1	
vs #9/10 North Carolina	12/22/18	*	36	6-17	.353	3-8	.375	0-1	.000	1	3	4	3.9	2	5	3	0	1	15	12.4	
at RV/RV Louisville	12/29/18	*	36	10-13	.769	4-6	.667	0-0	.000	1	4	5	4.0	2	1	2	1	2	24	13.3	
at Alabama	01/05/19	*	35	4-12	.333	2-6	.333	2-2	1.000	0	3	3	3.9	2	0	1	0	0	12	13.2	
TEXAS A&M	01/08/19	*	36	7-14	.500	3-7	.429	4-4	1.000	2	3	5	4.0	3	1	4	0	0	21	13.8	
VANDERBILT	01/12/19	*	36	1-3	.333	0-2	.000	2-2	1.000	0	6	6	4.1	2	3	3	1	0	4	13.1	
at Georgia	01/15/19	*	31	4-10	.400	0-2	.000	4-4	1.000	1	6	7	4.3	0	4	1	0	1	12	13.1	
at #14/12 Auburn	01/19/19	*	34	6-12	.500	3-6	.500	5-5	1.000	0	3	3	4.2	2	4	3	0	1	20	13.5	
#22/22 MISSISSIPPI STAT	01/22/19	*	37	5-10	.500	3-3	1.000	5-5	1.000	0	5	5	4.3	1	1	2	0	1	18	13.7	
#9/10 KANSAS	01/26/19	*	38	2-9	.222	0-4	.000	2-2	1.000	0	5	5	4.3	1	4	3	0	0	6	13.3	
at Vanderbilt	01/29/19	*	29	6-13	.462	0-3	.000	0-0	.000	0	3	3	4.3	0	2	1	0	3	12	13.3	
at Florida	02/02/19	*	30	6-8	.750	3-4	.750	4-4	1.000	1	5	6	4.3	3	2	3	0	1	19	13.5	
SOUTH CAROLINA	02/05/19	*	29	5-11	.455	1-3	.333	0-0	.000	0	3	3	4.3	2	1	1	0	0	11	13.4	
at RV/#21 Mississippi State	02/09/19	*	33	5-9	.556	2-4	.500	0-0	.000	0	2	2	4.2	0	1	1	0	0	12	13.3	
#19/21 LSU	02/12/19	*	39	5-13	.385	2-5	.400	0-0	.000	0	1	1	4.0	3	4	1	1	1	12	13.3	
#1/1 TENNESSEE	02/16/19	*	32	3-11	.273	1-3	.333	8-9	.889	2	11	13	4.4	0	3	1	0	1	15	13.4	
at Mizzou	02/19/19	*	35	4-9	.444	2-6	.333	8-8	1.000	0	5	5	4.4	0	2	1	0	1	18	13.5	
RV/RV AUBURN	02/23/19	*	29	6-12	.500	3-6	.500	2-2	1.000	0	4	4	4.4	0	2	0	0	0	17	13.7	
ARKANSAS	02/26/19	*	36	9-10	.900	5-6	.833	6-6	1.000	0	4	4	4.4	1	3	1	1	2	29	14.2	
at #7/7 Tennessee	03/02/19	*	35	2-11	.182	0-5	.000	2-2	1.000	0	6	6	4.4	1	3	5	0	0	6	13.9	
at Ole Miss	03/05/19	*	38	8-12	.667	2-4	.500	2-2	1.000	0	5	5	4.5	1	2	0	0	3	20	14.1	
Totals			30	951	149-322	.463	53-143	.371	73-78	.936	11	123	134	4.5	39	69	50	10	32	424	14.1

Games played: 30
 Minutes/game: 31.7
 Points/game: 14.1
 FG Pct: 46.3
 3FG Pct: 37.1
 FT Pct: 93.6

Rebounds/game: 4.5
 Assists/game: 2.3
 Turnovers/game: 1.7
 Assist/turnover ratio: 1.4
 Steals/game: 1.1
 Blocks/game: 0.3

Career Statistics

Year	GP-GS	Min-Avg	FG-FGA	Pct	3FG-FGA	Pct	FT-FTA	Pct	Off-Def-Tot-Avg	PF-FO	Ast	TO	Blk	Stl	Pts	Avg
2018-19	30-30	951-31.7	149-322	.463	53-143	.371	73-78	.936	11-123-134-4.5	39-0	69	50	10	32	424	14.1
TOTAL	30-30	951-31.7	149-322	.463	53-143	.371	73-78	.936	11-123-134-4.5	39-0	69	50	10	32	424	14.1

2018-19 SEASON/CAREER HIGHS

Points	
Season	22, 3x, last vs. UNCG (12/1/18)
Career	33, vs. WASHINGTON (2/22/18)
Rebounds	
Season	12, 4x, last vs. KANSAS (1/26/19)
Career	17, vs. Harvard (11/12/16)
Field Goals	
Season	8, vs. UNCG (12/1/18)
Career	11, 4x, last vs. WASHINGTON (2/22/18)
Field Goals Attempted	
Season	16, vs. UNCG (12/1/18)
Career	19, 2x, last at Long Beach St. (12/3/17)
3-Point Field Goals	
Season	1, 6x, last vs. LSU (2/12/19)
Career	3, vs. ARIZONA STATE (1/17/18)
3-Point Field Goals Attempted	
Season	4, vs. North Carolina (12/22/18)
Career	6, vs. ARIZONA STATE (1/17/18)
Free Throws	
Season	10, vs. VMI (11/18/18)
Career	19, at Kansas (12/3/16)
Free Throws Attempted	
Season	13, vs. Duke (11/6/18)
Career	22, at Kansas (12/3/16)
Assists	
Season	3, vs. North Carolina (12/22/18)
Career	4, 2x, last vs. CAL POLY (11/10/17)
Steals	
Season	3, vs. SOUTH CAROLINA (2/5/19)
Career	4, vs. DEPAUL (12/15/15)
Blocked Shots	
Season	2, 5x, last vs. TENNESSEE (2/16/19)
Career	3, 2x, last vs. DARTMOUTH (12/12/15)
Minutes Played	
Season	38, vs. North Carolina (12/22/18)
Career	44, vs. GREEN BAY (11/13/15)

MISCELLANEOUS	2018-19	CAREER*
Dunks	19	-
Double-Figure Scoring Games	14	83
Double-Figure Rebounding Games	4	35
Games With Double-Double	2	28
Games Led UK in Scoring	2	38
Games Led UK in Rebounding	7	56
Games Led UK in Assists	0	3
Games Led UK in Steals	4	19
Games Led UK in Blocks	5	16
Games With 3+ Assists	1	6
Games With 3+ 3-Pointers	0	1

*includes Stanford statistics

- Preseason All-SEC First Team selection by the league's media
- Senior CLASS Award finalist
- Missed the last four games with a sprained right knee. He is day-to-day
- Notched his second double-double of the season against No. 9/10 Kansas with 18 points and 12 rebounds
- In UK's seven games against ranked opponents, averaging 14.6 points and 8.9 rebounds per game
- Reached double-figure scoring in 14 games this season
- Averaging 6.9 rebounds, second best on the team, and 11.3 points
- Scored 22 points in three games this season
- On the Naismith Trophy, Wooden Award and NABC National Player of the Year watch lists
- Best SEC game of the season at No. 14/12 Auburn with 17 points and a team-high-tying seven rebounds
- Named to the Naismith Memorial Basketball Hall of Fame's Karl Malone Award preseason watch list (best power forward)
- Graduate transfer who concluded his career at Stanford as a three-time captain and two-time All-Pac-12 First Team member
 - One of three Stanford players in program history to have at least 1,400 points and 700 rebounds in fewer than 100 games played
 - Ranked third in the Pac-12 in both scoring (19.5 ppg) and rebounding (8.7 rpg)
 - Scored in double figures in all but one of his 35 games played as a senior
- Only player in the Pac-12 and one of only five Power 5 conference players to finish the season ranked in the top five of his league in both scoring and rebounding in his junior season
- Out of high school he was a consensus top-50 player
 - Played in the McDonald's All American Game

Birthday: Nov. 25
Parents: Nathaniel and Jacqueline
Graduate Program: Sport Leadership

Off the court he likes to ...
 Facetime with family, go to the movies, fish, watch "The Office" or "Seinfeld," and bowl

Did you know ...
 He wrote poetry and participated in poetry contests while he was in middle school



Game-By-Game Statistics

Opponent	Date	qs	min	Total		3-Pointers		Free throws		Rebounds				pf	a	t/o	blk	stl	pts	avg	
				fg-fga	pct	3fg-fga	pct	ft-fa	pct	off	def	tot	avg								
vs #4/3 DUKE	11/06/18	*	30	6-8	.750	1-1	1.000	9-13	.692	4	3	7	7.0	2	1	3	1	0	22	22.0	
SOUTHERN ILLINOIS	11/09/18	*	14	1-2	.500	0-0	.000	4-6	.667	2	3	5	6.0	2	1	0	1	0	6	14.0	
NORTH DAKOTA	11/14/18	*	21	4-12	.333	1-2	.500	2-2	1.000	4	3	7	6.3	3	0	1	0	0	11	13.0	
VMI	11/18/18	*	24	6-8	.750	0-1	.000	10-12	.833	3	3	6	6.3	2	0	3	0	0	22	15.3	
WINTHROP	11/21/18	*	25	3-5	.600	0-0	.000	2-3	.667	2	1	3	5.6	2	2	4	1	1	8	13.8	
TENNESSEE STATE	11/23/18	*	24	4-4	1.000	0-0	.000	5-9	.556	4	5	9	6.2	4	1	2	2	0	13	13.7	
MONMOUTH	11/28/18	*	27	4-6	.667	1-2	.500	4-5	.800	0	6	6	6.1	1	1	1	1	0	13	13.6	
UNCG	12/01/18	*	37	8-16	.500	1-1	1.000	5-6	.833	4	8	12	6.9	1	2	0	0	1	22	14.6	
vs Seton Hall	12/08/18	*	34	3-6	.500	0-0	.000	7-8	.875	1	5	6	6.8	5	2	3	1	2	13	14.4	
UTAH	12/15/18	*	32	7-10	.700	0-1	.000	2-4	.500	1	2	3	6.4	0	1	0	0	0	16	14.6	
vs #9/10 North Carolina	12/22/18	*	38	6-15	.400	1-4	.250	7-11	.636	3	4	7	6.5	2	3	1	1	0	20	15.1	
at RV/RV Louisville	12/29/18	*	30	4-8	.500	0-1	.000	1-2	.500	1	3	4	6.3	3	0	0	2	0	9	14.6	
at Alabama	01/05/19	*	29	6-13	.462	0-2	.000	0-1	.000	1	5	6	6.2	3	1	5	0	0	12	14.4	
TEXAS A&M	01/08/19	*	30	3-6	.500	0-0	.000	0-0	.000	2	2	4	6.1	2	1	0	1	1	6	13.8	
VANDERBILT	01/12/19	*	30	2-6	.333	0-0	.000	1-2	.500	3	9	12	6.5	2	1	2	2	0	5	13.2	
at Georgia	01/15/19	*	22	3-7	.429	0-1	.000	0-0	.000	0	5	5	6.4	1	1	1	0	0	6	12.8	
at #14/12 Auburn	01/19/19	*	29	6-7	.857	0-0	.000	5-5	1.000	3	4	7	6.4	4	0	1	1	0	17	13.0	
#22/22 MISSISSIPPI STAT	01/22/19	*	30	1-6	.167	0-1	.000	3-4	.750	4	8	12	6.7	0	1	3	1	1	5	12.6	
#9/10 KANSAS	01/26/19	*	28	7-11	.636	0-0	.000	4-6	.667	7	5	12	7.0	3	0	1	0	0	18	12.8	
at Vanderbilt	01/29/19	*	21	0-1	.000	0-0	.000	1-2	.500	0	3	3	6.8	2	0	1	1	0	1	12.3	
at Florida	02/02/19	*	27	3-5	.600	0-0	.000	0-0	.000	3	4	7	6.8	1	1	1	0	0	6	12.0	
SOUTH CAROLINA	02/05/19	*	22	2-7	.286	0-1	.000	7-8	.875	6	3	9	6.9	3	0	1	0	3	11	11.9	
at RV/#21 Mississippi State	02/09/19	*	33	4-9	.444	0-1	.000	0-0	.000	2	6	8	7.0	4	1	1	2	1	8	11.7	
#19/21 LSU	02/12/19	*	37	3-7	.429	1-3	.333	2-2	1.000	5	4	9	7.0	3	1	2	0	0	9	11.6	
#1/1 TENNESSEE	02/16/19	*	33	2-4	.500	0-0	.000	7-10	.700	3	5	8	7.1	3	1	2	2	0	11	11.6	
at Mizzou	02/19/19	*	13	1-3	.333	0-1	.000	1-1	1.000	0	2	2	6.9	3	1	2	0	1	3	11.3	
RV/RV AUBURN	02/23/19	dnp		-	-	-	-	-	-	-	-	-	-	-	-	-	-	-	-	-	
ARKANSAS	02/26/19	dnp		-	-	-	-	-	-	-	-	-	-	-	-	-	-	-	-	-	
at #7/7 Tennessee	03/02/19	dnp		-	-	-	-	-	-	-	-	-	-	-	-	-	-	-	-	-	
at Ole Miss	03/05/19	dnp		-	-	-	-	-	-	-	-	-	-	-	-	-	-	-	-	-	
Totals			23	720	99-192	.516	6-23	.261	89-122	.730	68	111	179	6.9	61	24	41	20	11	293	11.3

Games played: 26
 Minutes/game: 27.7
 Points/game: 11.3
 FG Pct: 51.6
 3FG Pct: 26.1
 FT Pct: 73.0

Rebounds/game: 6.9
 Assists/game: 0.9
 Turnovers/game: 1.6
 Assist/turnover ratio: 0.6
 Steals/game: 0.4
 Blocks/game: 0.8

Career Statistics

Year	GP-GS	Min-Avg	FG-FGA	Pct	3FG-FGA	Pct	FT-FTA	Pct	Off-Def-Tot-Avg	PF-FO	Ast	TO	Blk	Stl	Pts	Avg
2014-15	28-12	646-23.1	67-137	.489	0-0	.000	39-85	.459	62-94-156-5.6	60-0	12	27	7	24	173	6.2
2015-16	8-8	262-32.8	39-70	.557	0-0	.000	24-50	.480	26-31-57-7.1	19-1	6	17	5	6	102	12.8
2016-17	27-27	813-30.1	176-304	.579	0-1	.000	118-181	.652	93-146-239-8.9	64-1	14	56	5	14	470	17.4
2017-18	35-35	1190-34.0	250-474	.527	18-61	.295	164-243	.675	104-202-306-8.7	91-3	47	72	4	26	682	19.5
2018-19	26-23	720-27.7	99-192	.516	6-23	.261	89-122	.730	68-111-179-6.9	61-1	24	41	20	11	293	11.3
TOTAL	124-105	3631-29.3	632-1177	.537	24-85	.282	434-681	.637	353-584-937-7.6	295-6	103	213	41	81	1720	13.9

2018-19 SEASON/CAREER HIGHS

Points		
Season	11, vs. SOUTH CAROLINA (2/5/19)	
Career	11, vs. SOUTH CAROLINA (2/5/19)	
Rebounds		
Season	13, vs. SOUTH CAROLINA (2/5/19)	
Career	13, vs. SOUTH CAROLINA (2/5/19)	
Field Goals		
Season	5, vs. SOUTH CAROLINA (2/5/19)	
Career	5, vs. SOUTH CAROLINA (2/5/19)	
Field Goals Attempted		
Season	8, 2x, last vs. N. DAKOTA (11/14/18)	
Career	8, 2x, last vs. N. DAKOTA (11/14/18)	
3-Point Field Goals		
Season	1, 2x, last vs. S. CAROLINA (2/5/19)	
Career	1, 2x, last vs. S. CAROLINA (2/5/19)	
3-Point Field Goals Attempted		
Season	2, vs. MISSISSIPPI STATE (1/22/19)	
Career	2, vs. MISSISSIPPI STATE (1/22/19)	
Free Throws		
Season	3, vs. TENNESSEE STATE (11/23/18)	
Career	3, vs. TENNESSEE STATE (11/23/18)	
Free Throws Attempted		
Season	4, vs. TENNESSEE STATE (11/23/18)	
Career	4, vs. TENNESSEE STATE (11/23/18)	
Assists		
Season	2, 3x, last at Vanderbilt (1/29/19)	
Career	2, 3x, last at Vanderbilt (1/29/19)	
Steals		
Season	2, 2x, last vs. AUBURN (2/23/19)	
Career	2, 2x, last vs. AUBURN (2/23/19)	
Blocked Shots		
Season	4, at Ole Miss (3/5/19)	
Career	4, at Ole Miss (3/5/19)	
Minutes Played		
Season	26, 3x, last at Ole Miss (3/5/19)	
Career	26, 3x, last at Ole Miss (3/5/19)	
MISCELLANEOUS		
	2018-19	CAREER
Dunks	18	18
Double-Figure		
Scoring Games	2	2
Double-Figure		
Rebounding Games	1	1
Games With		
Double-Double	1	1
Games Led UK		
in Scoring	0	0
Games Led UK		
in Rebounding	2	2
Games Led UK		
in Assists	0	0
Games Led UK		
in Steals	2	2
Games Led UK		
in Blocks	11	11
Games With		
3+ Assists	0	0
Games With		
3+ Blocks	3	3
Games With		
3+ Steals	0	0
Games With		
3+ 3-Pointers	0	0

- Third on the team with 33 blocks, including a career-high four at Ole Miss
- All-around contributor, averaging 4.0 points, 4.0 rebounds and 1.1 blocks in 14.6 minutes per game
- In the first game without Reid Travis (sprained right knee), started and played 23 minutes -- his most since Nov. 28 -- recording six points, seven rebounds, and tying his career high in blocks (three) and steals (two)
- Had his best game as a Wildcat vs. South Carolina on Feb. 5, notching his first career double-double with 11 points and 13 rebounds, both career highs
- A difference maker in the win at Florida with three rebounds, including two key ones on offense
- Solid game off the bench with six points, six rebounds and a block in 14 minutes at Georgia
- Strong showing vs. Southern Illinois with 10 points, seven boards and two swats
- Nearly matched that effort with eight points, seven boards and two blocks vs. North Dakota in a season-high 26 minutes
- Led Kentucky with 14 points on 7-of-10 shooting against Transylvania with nine rebounds and a blocked shot
- Averaged 25.6 points, 13.6 rebounds and 4.3 assists per game as a senior at Wheeler
- Scored 12 points and hauled in five rebounds in the McDonald's All American Game
- Considered a five-star recruit and ranked as high as No. 6 overall by 247 Sports

Birthday: Sept. 12
Parents: Efreem and Glenda
Major: Undeclared/exploratory studies in agriculture

Off the court he likes to ...
 Watch movies, hang out with friends, play video games, spend time with family and go to the beach

Did you know ...
 Both of his parents and two older sisters played basketball in college and his favorite movies are "Love and Basketball" and "The Purge"



Game-By-Game Statistics

Opponent	Date	gs	min	Total		3-Pointers		Free throws		Rebounds				pf	a	t/o	blk	stl	pts	avg
				fg-fga	pct	3fg-fga	pct	ft-fa	pct	off	def	tot	avg							
vs #4/3 DUKE	11/06/18	22	4-6	.667	0-0	.000	0-0	.000	3	3	6	6.0	4	1	3	0	0	8	8.0	
SOUTHERN ILLINOIS	11/09/18	17	4-8	.500	0-0	.000	2-3	.667	4	3	7	6.5	1	0	1	2	0	10	9.0	
NORTH DAKOTA	11/14/18	26	4-8	.500	0-1	.000	0-0	.000	3	4	7	6.7	3	0	1	2	0	8	8.7	
VMI	11/18/18 *	16	1-5	.200	0-0	.000	1-2	.500	2	3	5	6.3	3	0	2	3	0	3	7.3	
WINTHROP	11/21/18	16	2-4	.500	0-0	.000	2-2	1.000	1	1	2	5.4	2	2	0	2	0	6	7.0	
TENNESSEE STATE	11/23/18	24	1-3	.333	0-0	.000	3-4	.750	3	3	6	5.5	1	0	1	2	0	5	6.7	
MONMOUTH	11/28/18	26	3-6	.500	0-1	.000	1-2	.500	1	3	4	5.3	4	2	1	1	2	7	6.7	
UNCG	12/01/18	15	4-6	.667	0-0	.000	0-0	.000	3	2	5	5.3	1	0	2	1	0	8	6.9	
vs Seton Hall	12/08/18	8	0-1	.000	0-0	.000	0-0	.000	0	0	0	4.7	2	0	1	0	0	0	6.1	
UTAH	12/15/18	12	1-3	.333	0-0	.000	0-0	.000	2	3	5	4.7	0	1	0	1	0	2	5.7	
vs #9/10 North Carolina	12/22/18	2	1-1	1.000	0-0	.000	0-0	.000	1	0	1	4.4	1	0	1	0	0	2	5.4	
at RV/RV Louisville	12/29/18	10	1-2	.500	0-1	.000	0-1	.000	0	2	2	4.2	3	0	0	0	0	2	5.1	
at Alabama	01/05/19	8	1-4	.250	0-0	.000	0-0	.000	0	0	0	3.8	0	0	0	0	0	2	4.8	
TEXAS A&M	01/08/19	12	2-4	.500	0-0	.000	0-0	.000	0	2	2	3.7	0	0	1	2	1	4	4.8	
VANDERBILT	01/12/19	8	0-0	.000	0-0	.000	0-0	.000	0	3	3	3.7	0	0	0	1	0	0	4.5	
at Georgia	01/15/19	14	3-6	.500	0-0	.000	0-0	.000	2	4	6	3.8	3	0	1	1	0	6	4.6	
at #14/12 Auburn	01/19/19	10	0-2	.000	0-0	.000	0-0	.000	0	1	1	3.6	2	0	1	0	1	0	4.3	
#22/22 MISSISSIPPI STAT	01/22/19	13	2-5	.400	1-2	.500	0-0	.000	2	0	2	3.6	1	0	1	1	1	5	4.3	
#9/10 KANSAS	01/26/19	7	0-2	.000	0-1	.000	0-0	.000	2	0	2	3.5	3	0	0	1	0	0	4.1	
at Vanderbilt	01/29/19	11	1-2	.500	0-0	.000	2-2	1.000	1	0	1	3.4	2	2	0	1	0	4	4.1	
at Florida	02/02/19	10	0-0	.000	0-0	.000	0-0	.000	2	1	3	3.3	1	0	0	1	0	0	3.9	
SOUTH CAROLINA	02/05/19	20	5-7	.714	1-1	1.000	0-1	.000	5	8	13	3.8	4	1	2	1	1	11	4.2	
at RV/#21 Mississippi State	02/09/19	16	1-3	.333	0-1	.000	0-2	.000	4	3	7	3.9	3	0	1	0	0	2	4.1	
#19/21 LSU	02/12/19	13	2-5	.400	0-0	.000	2-2	1.000	4	1	5	4.0	1	1	0	0	0	6	4.2	
#1/1 TENNESSEE	02/16/19	9	3-3	1.000	0-0	.000	0-0	.000	1	3	4	4.0	2	0	0	0	0	6	4.3	
at Mizzou	02/19/19	16	0-1	.000	0-0	.000	0-0	.000	0	1	1	3.8	4	0	0	2	0	0	4.1	
RV/RV AUBURN	02/23/19 *	23	2-4	.500	0-0	.000	2-2	1.000	2	5	7	4.0	2	0	1	3	2	6	4.2	
ARKANSAS	02/26/19 *	12	1-1	1.000	0-0	.000	0-0	.000	1	2	3	3.9	4	0	2	0	0	2	4.1	
at #7/7 Tennessee	03/02/19	17	1-1	1.000	0-0	.000	0-0	.000	0	5	5	4.0	4	0	1	1	1	2	4.0	
at Ole Miss	03/05/19 *	26	1-4	.250	0-1	.000	0-0	.000	1	5	6	4.0	1	0	0	4	0	2	4.0	
Totals		4	439	51-107	.477	2-9	.222	15-23	.652	50	71	121	4.0	62	10	24	33	9	119	4.0

Games played: 30
 Minutes/game: 14.6
 Points/game: 4.0
 FG Pct: 47.7
 3FG Pct: 22.2
 FT Pct: 65.2

Rebounds/game: 4.0
 Assists/game: 0.3
 Turnovers/game: 0.8
 Assist/turnover ratio: 0.4
 Steals/game: 0.3
 Blocks/game: 1.1

Career Statistics

Year	GP-GS	Min-Avg	FG-FGA	Pct	3FG-FGA	Pct	FT-FTA	Pct	Off-Def-Tot-Avg	PF-FO	Ast	TO	Blk	Stl	Pts	Avg
2018-19	30-4	439-14.6	51-107	.477	2-9	.222	15-23	.652	50-71-121-4.0	62-0	10	24	33	9	119	4.0
TOTAL	30-4	439-14.6	51-107	.477	2-9	.222	15-23	.652	50-71-121-4.0	62-0	10	24	33	9	119	4.0

2018-19 SEASON/CAREER HIGHS

Points		
Season	29, vs. Seton Hall (12/8/18)	
Career	29, vs. Seton Hall (12/8/18)	
Rebounds		
Season	18, vs. VMI (11/18/18)	
Career	18, vs. VMI (11/18/18)	
Field Goals		
Season	9, 6x, last vs. AUBURN (2/23/19)	
Career	9, 6x, last vs. AUBURN (2/23/19)	
Field Goals Attempted		
Season	17, vs. KANSAS (1/26/19)	
Career	17, vs. KANSAS (1/26/19)	
3-Point Field Goals		
Season	5, vs. AUBURN (2/23/19)	
Career	5, vs. AUBURN (2/23/19)	
3-Point Field Goals Attempted		
Season	8, vs. AUBURN (2/23/19)	
Career	8, vs. AUBURN (2/23/19)	
Free Throws		
Season	12, vs. Seton Hall (12/8/18)	
Career	12, vs. Seton Hall (12/8/18)	
Free Throws Attempted		
Season	13, 2x, last at TENNESSEE (3/2/19)	
Career	20, vs. Kansas State (3/22/18)	
Assists		
Season	8, vs. North Carolina (12/22/18)	
Career	8, vs. North Carolina (12/22/18)	
Steals		
Season	3, 2x, last at Vanderbilt (1/29/19)	
Career	3, 5x, last at Vanderbilt (1/29/19)	
Blocked Shots		
Season	4, 3x, last vs. MISS. STATE (1/22/19)	
Career	4, 5x, last vs. MISS. STATE (1/22/19)	
Minutes Played		
Season	37, at Missouri (2/19/19)	
Career	40, vs. Kansas State (3/22/18)	
MISCELLANEOUS		
	2018-19	CAREER
Dunks	26	66
Double-Figure Scoring Games	20	43
Double-Figure Rebounding Games	7	10
Games With Double-Double	7	10
Games Led UK in Scoring	14	20
Games Led UK in Rebounding	13	21
Games Led UK in Assists	5	8
Games Led UK in Steals	8	18
Games Led UK in Blocks	8	19
Games With 3+ Assists	8	16
Games With 3+ Blocks	4	6
Games With 3+ Steals	2	5
Games With 3+ 3-Pointers	5	5

- One of five finalists for the Naismith Basketball Hall of Fame's Karl Malone Award (best power forward)
- Naismith Trophy semifinalist
- Two-time SEC Player of the Week
- Named USBWA Oscar Robertson National Player of the Week after win over No. 1 Tennessee
- Averaging a team-best 14.9 points and 7.4 rebounds per game
- One of five players nationally standing 6-foot-8 or taller averaging at least 14.5 points per game, shooting at least 50 percent from the field, at least 38 from 3-point range and with at least 30 made 3-pointers
- Posted 24 points Feb. 23 vs. Auburn, which featured a career-high five 3-pointers
- In the midst of the best stretch of his career, having scored 20 or more in eight of the last 13 games, with three double-doubles
 - He's scored in double figures in 14 of the last 15 games and 20 games overall
 - First UK player with three straight double-doubles since Julius Randle did it four times in March 2014
 - First UK player with back-to-back 20-10 games since Julius Randle did it three times in November 2013
- Has a team-best seven double-doubles
- Second on the team in blocks with 35
- Has five or more rebounds in all but five games
- Led UK in rebounding in a team-high 13 games this season
- Came close to a triple-double with 11 points, 10 rebounds and a career-high eight assists against North Carolina
- Scored a career-high 29 points in a double-double performance (12 rebounds) against Seton Hall. Also blocked four shots and dished out four assists
- Preseason All-SEC First Team selection by the league's media
- On the Naismith Trophy, Wooden Award and NABC National Player of the Year watch lists

Birthday: August 23
Parents: Sherry and Paul Sr.
Major: Undeclared/exploratory studies in agriculture

Off the court he likes to ...
 Play Fortnite, spend time with friends, talk to loved ones, shop and watch TV

Did you know ...
 He befriended UK football star Josh Allen during a service trip to Marshall County this summer



Game-By-Game Statistics

Opponent	Date	gs	min	Total fg-fga	pct	3fg-fga	pct	Free throws fl-fta	pct	Rebounds off	def	tot	avg	pf	a	t/o	blk	stl	pts	avg	
vs #4/3 DUKE	11/06/18	*	17	3-7	.429	1-2	.500	1-2	.500	1	1	2	2.0	5	0	0	0	0	8	8.0	
SOUTHERN ILLINOIS	11/09/18	*	20	1-2	.500	0-0	.000	1-2	.500	2	4	6	4.0	3	1	5	0	0	3	5.5	
NORTH DAKOTA	11/14/18	*	17	9-13	.692	4-5	.800	3-5	.600	1	6	7	5.0	2	1	3	1	1	25	12.0	
VMI	11/18/18	*	33	6-12	.500	0-0	.000	7-9	.778	7	11	18	8.3	0	3	1	0	0	19	13.8	
WINTHROP	11/21/18	*	27	7-11	.636	0-1	.000	5-7	.714	1	10	11	8.8	0	4	3	1	3	19	14.8	
TENNESSEE STATE	11/23/18	*	27	1-6	.167	0-1	.000	4-8	.500	2	5	7	8.5	2	0	1	1	2	6	13.3	
MONMOUTH	11/28/18	*	19	3-6	.500	1-2	.500	1-1	1.000	2	6	8	8.4	5	1	1	0	0	8	12.6	
UNCG	12/01/18	*	28	4-9	.444	1-1	1.000	0-1	.000	3	5	8	8.4	4	2	4	0	0	9	12.1	
vs Seton Hall	12/08/18	*	35	8-15	.533	1-3	.333	12-13	.923	4	8	12	8.8	1	4	2	4	0	29	14.0	
UTAH	12/15/18	*	31	4-8	.500	0-2	.000	1-2	.500	3	1	4	8.3	0	1	1	3	2	9	13.5	
vs #9/10 North Carolina	12/22/18	*	30	5-9	.556	1-3	.333	0-0	.000	3	7	10	8.5	2	8	2	2	0	11	13.3	
at RV/RV Louisville	12/29/18	*	33	2-3	.667	0-0	.000	1-2	.500	2	6	8	8.4	3	3	1	4	1	5	12.6	
at Alabama	01/05/19	*	31	4-10	.400	0-3	.000	7-8	.875	1	6	7	8.3	4	1	1	0	1	15	12.8	
TEXAS A&M	01/08/19	*	28	4-8	.500	0-2	.000	1-1	1.000	1	4	5	8.1	2	2	1	0	1	9	12.5	
VANDERBILT	01/12/19	*	32	1-4	.250	0-1	.000	1-4	.250	5	3	8	8.1	3	1	0	1	1	3	11.9	
at Georgia	01/15/19	*	30	4-6	.667	1-1	1.000	1-2	.500	3	3	6	7.9	4	0	1	0	0	10	11.8	
at #14/12 Auburn	01/19/19	*	32	4-8	.500	1-2	.500	4-7	.571	3	4	7	7.9	4	2	3	1	0	13	11.8	
#22/22 MISSISSIPPI STAT	01/22/19	*	27	9-15	.600	3-5	.600	0-0	.000	2	4	6	7.8	4	0	2	4	0	21	12.3	
#9/10 KANSAS	01/26/19	*	36	7-17	.412	0-4	.000	6-8	.750	3	10	13	8.1	1	1	0	2	1	20	12.7	
at Vanderbilt	01/29/19	*	29	9-15	.600	3-3	1.000	5-6	.833	4	8	12	8.3	1	2	2	0	3	26	13.4	
at Florida	02/02/19	*	35	6-13	.462	0-1	.000	3-5	.600	4	8	12	8.4	3	2	2	1	0	15	13.5	
SOUTH CAROLINA	02/05/19	*	28	6-16	.375	2-4	.500	6-7	.857	3	2	5	8.3	1	1	2	0	2	20	13.8	
at RV/#21 Mississippi State	02/09/19	*	24	9-13	.692	3-3	1.000	2-4	.500	1	2	3	8.0	5	1	1	1	0	23	14.2	
#19/21 LSU	02/12/19	*	27	7-13	.538	0-2	.000	6-8	.750	3	6	9	8.1	4	3	3	0	1	20	14.4	
#1/1 TENNESSEE	02/16/19	*	31	9-12	.750	1-2	.500	4-7	.571	2	3	5	8.0	2	1	1	2	2	23	14.8	
at Mizzou	02/19/19	*	37	7-13	.538	2-4	.500	2-4	.500	1	7	8	8.0	2	3	3	1	0	18	14.9	
RV/RV AUBURN	02/23/19	*	33	9-13	.692	5-8	.625	1-2	.500	2	4	6	7.9	1	2	2	1	1	24	15.2	
ARKANSAS	02/26/19	*	35	2-7	.286	0-2	.000	5-10	.500	0	6	6	7.8	2	1	1	2	2	9	15.0	
at #7/7 Tennessee	03/02/19	*	30	2-6	.333	0-2	.000	9-13	.692	0	3	3	7.7	2	2	4	1	1	13	14.9	
at Ole Miss	03/05/19	*	26	6-11	.545	0-0	.000	1-2	.500	0	1	1	7.4	3	4	1	2	0	13	14.9	
Totals			30	868	158-301	.525	30-69	.435	100-150	.667	69	154	223	7.4	75	57	54	35	25	446	14.9

Games played: 30
 Minutes/game: 28.9
 Points/game: 14.9
 FG Pct: 52.5
 3FG Pct: 43.5
 FT Pct: 66.7

Rebounds/game: 7.4
 Assists/game: 1.9
 Turnovers/game: 1.8
 Assist/turnover ratio: 1.1
 Steals/game: 0.8
 Blocks/game: 1.2

Career Statistics

Year	GP-GS	Min-Avg	FG-FGA	Pct	3FG-FGA	Pct	FT-FTA	Pct	Off-Def-Tot-Avg	PF-FO	Ast	TO	Blk	Stl	Pts	Avg
2017-18	37-30	1012-27.4	135-260	.519	5-21	.238	126-208	.606	67-144-211-5.7	100-4	57	71	31	28	401	10.8
2018-19	30-30	868-28.9	158-301	.525	30-69	.435	100-150	.667	69-154-223-7.4	75-3	57	54	35	25	446	14.9
TOTAL	67-60	1880-28.1	293-561	.522	35-90	.389	226-358	.631	136-298-434-6.5	175-7	114	125	66	53	847	12.6

BOX SCORES

GAME ONE

#4/3 DUKE 118, #2/2 KENTUCKY 84

Official Basketball Box Score - Game Totals - Final Statistics
Duke vs Kentucky
11/9/19 8:30 p.m. at Rupp Arena - Lexington, KY

#	Player	Total		3-Pr		Rebounds		PF	TP	A	TO	Bk	Stl	Min
		FG	FGA	FT	FTA	Off	Def							
01	Zion Williamson	11	13	1	1	5	3	4	7	3	28	2	1	23
02	Carm Reddick	6	14	3	7	7	0	2	2	4	3	0	0	24
03	R.J. Barrett	13	26	3	7	4	0	4	4	23	6	2	0	31
20	Marques Bolden	3	4	0	1	3	1	4	7	1	0	1	0	25
03	Tré Jones	2	7	1	1	2	0	4	1	6	7	0	0	32
12	Javin DeLaunier	0	0	0	0	0	0	3	4	0	0	1	2	11
14	Jordan Goldwire	0	0	0	0	0	0	0	0	0	0	0	0	6
15	Alex Conrath	3	6	0	0	3	1	9	0	0	0	0	0	11
30	Antonio Vrankovic	1	1	0	0	2	0	3	4	0	0	0	0	5
41	Jack White	4	8	1	5	0	0	4	9	3	0	0	0	30
40	Justin Robinson	0	0	0	0	0	0	0	0	0	0	0	0	2
Team		43	79	12	26	13	25	38	26	118	22	4	3	100

FG % 1st Half: 22.40 50.0% 2nd Half: 21.59 50.8% Game: 43.79 54.4% Doubleteam Rebounds 4
3FG % 1st Half: 0.00 0.0% 2nd Half: 6.14 42.9% Game: 12.26 46.2% Rebounds 4
FT % 1st Half: 9.13 69.2% 2nd Half: 11.16 68.8% Game: 20.29 69.9%

Kentucky 84 • 0-1

#	Player	Total		3-Pr		Rebounds		PF	TP	A	TO	Bk	Stl	Min
		FG	FGA	FT	FTA	Off	Def							
22	Travis, Reid	6	8	1	1	9	13	4	3	7	2	2	1	30
25	Washington, PJ	3	7	1	2	1	2	5	8	0	0	0	0	17
02	Ashton Hagans	1	3	0	1	0	1	4	2	4	3	0	0	20
03	Johnson, Keldon	8	16	1	3	4	3	23	2	0	1	3	0	30
14	Herro, Tyler	5	11	1	2	5	9	9	9	14	5	1	2	33
00	Green, Quade	0	4	0	2	1	1	1	1	3	1	0	0	16
04	Hagans, Ashton	0	0	0	0	0	0	0	0	0	0	0	0	13
00	Richards, Nick	0	3	0	2	6	6	1	2	5	1	0	0	19
23	Montgomery, EJ	4	6	0	0	3	3	6	4	8	1	3	0	22
Team		26	59	4	17	28	38	11	26	37	18	15	5	110

FG % 1st Half: 13.32 40.6% 2nd Half: 13.27 48.1% Game: 26.59 44.1% Doubleteam Rebounds 6
3FG % 1st Half: 0.00 0.0% 2nd Half: 15.23 28.2% Game: 15.23 28.2% Rebounds 6
FT % 1st Half: 10.24 71.4% 2nd Half: 9.13 69.2% Game: 19.37 73.7%

Officials: Ron Groover, Doug Shoss, Jeff Clark
Technical Fouls: None, Kentucky-None, Kentucky-None
Attendance: 18907

Score by periods	1st	2nd	Total
Duke	59	59	118
Kentucky	42	42	84

Last FG: DU 2nd-00:40, UK 2nd-01:30
Largest Lead: DU by 21-14, UK by 19-22-05, UK
DU led for 39:25, UK led for 00:00. Game was tied for 00:35.

GAME TWO

#2/2 KENTUCKY 71, SOUTHERN ILLINOIS 59

Official Basketball Box Score - Game Totals - Final Statistics
Southern Illinois vs Kentucky
11/9/19 7:00 p.m. at Rupp Arena - Lexington, KY

#	Player	Total		3-Pr		Rebounds		PF	TP	A	TO	Bk	Stl	Min	
		FG	FGA	FT	FTA	Off	Def								
33	Pippen, Marcus	7	15	0	2	3	4	7	4	16	3	1	0	32	
00	Bartley, Kevin	2	4	1	3	0	1	4	5	4	2	0	0	36	
10	Cook, Aaron	7	12	0	3	2	4	0	0	2	18	2	4	0	37
13	Lloyd, Sean	2	6	0	2	3	0	1	3	6	1	3	0	25	
04	McGill, Eric	2	4	2	3	2	1	3	5	8	0	1	1	15	
22	Fletcher, Armon	2	6	0	2	0	1	0	3	2	0	0	1	26	
05	Beane, Darius	0	3	0	2	0	0	1	0	0	0	0	0	7	
24	Stradnieks, Rudy	0	2	0	1	0	1	0	1	0	0	0	0	5	
25	Goody, Brendon	0	0	0	0	0	0	0	0	0	0	0	0	4	
40	Bol, Thik	1	4	0	0	0	3	2	2	1	0	1	0	17	
Team		23	56	1	12	7	12	24	59	13	2	7	2	200	

FG % 1st Half: 12.29 41.4% 2nd Half: 11.27 40.7% Game: 24.54 44.1% Doubleteam Rebounds 0
3FG % 1st Half: 4.79 44.4% 2nd Half: 1.43 39.3% Game: 5.16 31.3% Rebounds 0
FT % 1st Half: 0.51 0.0% 2nd Half: 8.11 27.2% Game: 8.62 26.7%

Kentucky 71 • 1-1

#	Player	Total		3-Pr		Rebounds		PF	TP	A	TO	Bk	Stl	Min			
		FG	FGA	FT	FTA	Off	Def										
22	Travis, Reid	4	12	0	0	4	6	2	3	5	2	6	1	0	14		
25	Washington, PJ	1	12	0	0	1	2	4	6	3	3	1	5	0	20		
03	Johnson, Keldon	5	10	0	3	5	7	4	4	15	2	3	0	32			
05	Quickley, Immanuel	6	10	2	4	1	0	0	2	0	2	0	2	31			
14	Herro, Tyler	0	6	0	2	0	1	2	3	0	0	0	1	20			
00	Green, Quade	4	8	2	5	0	0	0	14	3	2	0	0	26			
02	Hagans, Ashton	0	0	0	0	0	0	0	0	0	0	0	0	13			
04	Richards, Nick	3	8	2	4	3	9	10	19	2	8	1	3	0	27		
23	Montgomery, EJ	4	8	0	0	2	3	4	3	7	1	1	0	2	17		
Team		24	54	4	14	19	27	18	30	48	15	7	10	119	6	5	200

FG % 1st Half: 10.24 41.4% 2nd Half: 14.30 46.7% Game: 24.54 44.4% Doubleteam Rebounds 7
3FG % 1st Half: 1.52 20.0% 2nd Half: 1.52 20.0% Game: 4.14 28.6% Rebounds 7
FT % 1st Half: 10.24 71.4% 2nd Half: 9.13 69.2% Game: 19.37 73.4%

Officials: Don Daily, Tony Greene, KB Burdett, Jr.
Technical Fouls: Southern Illinois-None, Kentucky-None, Kentucky-None
Attendance: 20277

Score by periods	1st	2nd	Total
Southern Illinois	28	31	59
Kentucky	31	40	71

Last FG: SIU 2nd-02:38, UK 2nd-00:34
Largest Lead: SIU by 8-11, UK by 17-20-04, UK
SIU led for 19:31, UK led for 17:40. Game was tied for 02:49.

GAME FIVE

#10/10 KENTUCKY 87, WINTHROP 74

Official Basketball Box Score - Game Totals - Final Statistics
Winthrop vs Kentucky
11/21/18 1:00 p.m. at Rupp Arena - Lexington, KY

#	Player	Total		3-Pr		Rebounds		PF	TP	A	TO	Bk	Stl	Min		
		FG	FGA	FT	FTA	Off	Def									
25	Ferguson, Josh	4	9	3	5	0	0	7	8	3	11	2	4	0	36	
00	Smith, Nych	2	10	0	0	2	2	1	4	4	2	0	0	26		
03	Anumba, Michael	1	4	0	1	2	3	1	2	8	4	1	0	18		
03	Bronny, Bjorn	2	9	2	7	0	0	2	3	6	0	1	0	30		
11	Zunic, Jay	4	4	2	2	0	0	1	0	1	10	2	1	0	18	
03	Falden, Charles	5	11	3	3	0	3	0	3	0	11	1	2	0	21	
14	Pickett, Adam	5	8	2	0	0	4	4	10	5	7	0	1	24		
00	Armando, Jermaine	1	2	0	0	0	0	0	0	0	0	0	0	13		
22	Awad, Austin	4	7	0	0	1	1	3	11	0	0	0	0	17		
30	Scerbiniks, Raivis	1	1	1	0	0	0	0	0	0	0	0	0	3		
Team		28	59	13	28	5	8	2	20	22	74	16	19	0	4	200

FG % 1st Half: 14.33 42.4% 2nd Half: 14.26 53.8% Game: 28.59 47.5% Doubleteam Rebounds 0
3FG % 1st Half: 7.17 41.2% 2nd Half: 6.11 54.5% Game: 13.28 46.4% Rebounds 0
FT % 1st Half: 2.5 100.0% 2nd Half: 3.1 100.0% Game: 5.6 62.5%

Kentucky 87 • 4-1

#	Player	Total		3-Pr		Rebounds		PF	TP	A	TO	Bk	Stl	Min
		FG	FGA	FT	FTA	Off	Def							
04	Richards, Nick	4	4	0	2	1	0	1	2	1	0	0	1	34
25	Washington, PJ	7	11	1	1	10	10	4	3	1	3	1	2	27
03	Johnson, Keldon	4	10	2	5	6	7	12	1	2	0	1	0	35
05	Quickley, Immanuel	1	3	1	3	0	0	0	1	0	0	0	0	13
14	Herro, Tyler	6	14	0	0	0	3	3	15	7	1	0	0	25
00	Green, Quade	3	5	1	3	4	4	1	2	11	0	0	0	22
02	Hagans, Ashton	1	1	0	0	0	0	0	0	0	0	0	0	13
22	Travis, Reid	3	5	0	2	2	1	2	8	2	4	1	1	25
23	Montgomery, EJ	2	4	0	0	2	1	2	2	6	2	0	2	16
Team		31	55	7	18	18	24	7	30	37	16	8	7	200

FG % 1st Half: 18.30 60.0% 2nd Half: 13.25 52.0% Game: 21.51 56.4% Doubleteam Rebounds 3
3FG % 1st Half: 4.10 27.0% 2nd Half: 4.10 27.0% Game: 8.20 27.0% Rebounds 3
FT % 1st Half: 11.16 68.8% 2nd Half: 7.8 87.5% Game: 18.94 75.0%

Officials: Todd Austin, Will Howard, K.B. Burdett, Jr.
Technical Fouls: Winthrop-None, Kentucky-None, Kentucky-None
Attendance: 20070

Score by periods	1st	2nd	Total
Winthrop	37	37	74
Kentucky	51	35	87

Last FG: WINTHROP 2nd-00:25, UK 2nd-03:14
Largest Lead: WINTHROP by 11-19-07, UK by 26-12-04, UK
WINTHROP led for 00:21, UK led for 39:22. Game was tied for 00:17.

GAME THREE

#10/2 KENTUCKY 96, NORTH DAKOTA 58

Official Basketball Box Score - Game Totals - Final Statistics
North Dakota vs Kentucky
11/14/18 9:00pm at Rupp Arena - Lexington, KY

#	Player	Total		3-Pr		Rebounds		PF	TP	A	TO	Bk	Stl	Min	
		FG	FGA	FT	FTA	Off	Def								
21	Walker, Keanan	0	5	0	3	2	2	2	1	0	1	0	0	16	
22	Awaters, Connor	1	5	0	0	4	6	1	7	3	14	2	2	0	23
03	Brown, Billy	1	3	1	1	0	1	1	3	2	0	0	0	26	
04	Ababouers, David	3	8	2	4	0	0	0	2	8	1	1	0	24	
15	Seales, Cortez	2	5	0	0	0	0	1	7	5	1	0	0	29	
05	Saldador, Zac	0	0	0	0	0	0	0	0	0	0	0	0	10	
10	Moody, Aaron	1	4	1	4	2	0	0	5	1	2	0	1	15	
11	Panoram, Bentou	0	1	0	0	0	1	0	0	0	0	0	0	8	
12	Rebra, Filip	5	8	2	3	1	3	1	3	0	2	1	0	22	
13	Coudreau, Marko	1	3	0	2	1	0	0	3	3	0	1	0	10	
20	Bilek, Jal	0	0	0	0	0	0	0	2	0	0	0	1	11	
21	Brookins, Ethan	0	0	0	0	0	0	0	0	0	0	0	0	2	
22	Igbokoye, Carter	0	0	0	0	0	0	0	0	0	0	0	0	6	
23	Hazeckamp, Elijah	1	2	0	0	1	0	1	0	3	0	0	0	5	
Team		19	48	7	19	13	18	5	10	15	58	8	20	5	200

FG % 1st Half: 9.27 33.3% 2nd Half: 10.21 47.6% Game: 19.48 39.6% Doubleteam Rebounds 0
3FG % 1st Half: 5.13 38.8% 2nd Half: 2.6 33.3% Game: 7.19 36.2% Rebounds 0
FT % 1st Half: 11.16 68.8% 2nd Half: 11.16 68.8% Game: 23.38 72.8%

Kentucky 96 • 2-1, 0-0

#	Player	Total		3-Pr		Rebounds		PF	TP	A	TO	Bk	Stl	Min	
		FG	FGA	FT	FTA	Off	Def								
22	Travis, Reid	4	12	0	2	2	2	4	3	7	3	11	0	0	21
25	Washington, PJ	9	13	4	5	3	6								

BX SCORES

GAME 10 #19/18 KENTUCKY 88, UTAH 61

Official Basketball Box Score - Game Totals - Final Statistics
Utah vs Kentucky
12/15/18 5 p.m. at Rupp Arena - Lexington, Ky.

#	Player	Total		3-Pr		Rebounds		PF	TP	A	To	Bk	Stl	Min
		FG	FGA	FT	FTA	Off	Def							
03	Tillman, Donnie	1-6	1-3	0-0	3	2	5	1	3	3	1	1	1	25
11	Gachy, Both	0-10	4-6	2-2	1	2	2	2	2	1	3	0	1	26
22	Battin, Ronie	1-7	1-4	0-0	2	5	7	0	5	0	2	0	0	32
34	Johnson, Jay	5-6	0-0	1-1	1	2	3	11	0	1	0	0	0	23
02	Barefield, Sedrick	1-7	1-4	0-0	1	4	5	3	0	0	0	0	0	30
01	Jones, Charles	0-2	0-2	0-0	0	0	0	0	0	0	2	0	0	13
05	Van Dyke, Parker	2-4	1-3	0-0	0	1	1	0	5	0	0	0	0	14
13	Topalovic, Novak	0-0	0-0	0-0	2	2	2	0	1	0	1	0	0	11
20	Allen, Timmy	3-5	0-0	1-2	3	4	7	0	0	0	0	0	0	19
25	Rydzak, Beau	0-0	0-0	0-0	0	0	0	0	0	0	0	0	0	04
31	Morley, Brandon	2-4	0-2	0-0	1	1	2	4	0	1	0	0	0	7
Team		24-54	7-23	6-8	13	18	31	15	61	12	18	2	2	200

FG % 1st Half: 12-29 41.4% 2nd Half: 12-25 48.0% Game: 24-54 44.4%
3FG % 1st Half: 3-12 25.0% 2nd Half: 4-11 36.4% Game: 7-23 30.0%
FT % 1st Half: 0-0 0.0% 2nd Half: 6-8 75.0% Game: 6-8 75.0%

Kentucky 88 • 6-2

#	Player	Total		3-Pr		Rebounds		PF	TP	A	To	Bk	Stl	Min
		FG	FGA	FT	FTA	Off	Def							
22	Travis, Reid	1-7	0-1	1-2	3	1	4	0	9	1	3	2	31	
25	Washington, PJ	4-8	0-2	1-2	3	1	4	0	9	1	3	2	31	
02	Hagans, Ashton	0-0	0-0	0-0	0	0	0	0	1	2	0	0	11	
03	Johnson, Keldon	0-0	0-0	0-0	2	2	4	0	1	0	1	0	13	
14	Herro, Tyler	1-7	2-6	1-2	0	2	2	0	17	1	0	0	23	
04	Richards, Nick	0-0	0-0	0-0	2	2	0	0	1	0	0	0	12	
05	Quickley, Immanuel	4-7	2-3	2-2	0	1	1	3	12	2	1	0	23	
19	David, Jonny	0-0	0-0	0-0	0	0	0	0	0	0	0	0	1	
11	Baker, Jermari	0-0	0-0	0-0	1	1	6	0	0	0	0	0	2	
23	Montgomery, EJ	1-3	0-0	0-0	2	2	3	0	1	0	1	0	12	
Team		34-58	12-21	8-12	7	16	23	10	88	13	6	5	620	

FG % 1st Half: 17-32 53.1% 2nd Half: 17-26 65.4% Game: 34-58 58.6%
3FG % 1st Half: 6-12 50.0% 2nd Half: 6-9 66.7% Game: 12-21 57.1%
FT % 1st Half: 1-2 50.0% 2nd Half: 7-10 70.0% Game: 8-12 66.7%

Utah 61 • 0-0

#	Player	Total		3-Pr		Rebounds		PF	TP	A	To	Bk	Stl	Min
		FG	FGA	FT	FTA	Off	Def							
03	Tillman, Donnie	1-6	1-3	0-0	3	2	5	1	3	3	1	1	25	
11	Gachy, Both	0-10	4-6	2-2	1	2	2	2	2	1	3	0	1	26
22	Battin, Ronie	1-7	1-4	0-0	2	5	7	0	5	0	2	0	0	32
34	Johnson, Jay	5-6	0-0	1-1	1	2	3	11	0	1	0	0	0	23
02	Barefield, Sedrick	1-7	1-4	0-0	1	4	5	3	0	0	0	0	0	30
01	Jones, Charles	0-2	0-2	0-0	0	0	0	0	0	0	2	0	0	13
05	Van Dyke, Parker	2-4	1-3	0-0	0	1	1	0	5	0	0	0	0	14
13	Topalovic, Novak	0-0	0-0	0-0	2	2	2	0	1	0	1	0	0	11
20	Allen, Timmy	3-5	0-0	1-2	3	4	7	0	0	0	0	0	0	19
25	Rydzak, Beau	0-0	0-0	0-0	0	0	0	0	0	0	0	0	0	04
31	Morley, Brandon	2-4	0-2	0-0	1	1	2	4	0	1	0	0	0	7
Team		24-54	7-23	6-8	13	18	31	15	61	12	18	2	2	200

FG % 1st Half: 12-29 41.4% 2nd Half: 12-25 48.0% Game: 24-54 44.4%
3FG % 1st Half: 3-12 25.0% 2nd Half: 4-11 36.4% Game: 7-23 30.0%
FT % 1st Half: 0-0 0.0% 2nd Half: 6-8 75.0% Game: 6-8 75.0%

Score by periods

1st	2nd	Total
27	61	88

Points in the Paint: 28 (Kentucky) vs 20 (Utah)
Offensive Rebounds: 13 (Kentucky) vs 10 (Utah)
Turnovers: 12 (Kentucky) vs 18 (Utah)

Last FG: UTAH 2nd-02:56, UK 2nd-00:00.
Largest lead: UTAH by 1-16:16, UK by 28:00-04:00.
UTAH led for 05:06, UK led for 33:51. Game was tied for 01:33.

Score tied 3 times.
Lead changed 7 times.

GAME 11 #19/18 KENTUCKY 80, #9/10 NORTH CAROLINA 72

Official Basketball Box Score - Game Totals - Final Statistics
Kentucky vs #9/10 North Carolina
12/22/18 5:15 p.m. ET at United Center, Chicago

#	Player	Total		3-Pr		Rebounds		PF	TP	A	To	Bk	Stl	Min
		FG	FGA	FT	FTA	Off	Def							
22	Travis, Reid	1-6	1-4	1-1	3	4	7	2	20	3	1	1	0	38
25	Washington, PJ	1-5	1-3	0-0	3	4	7	2	11	8	2	0	0	30
02	Hagans, Ashton	0-0	0-0	0-0	0	0	0	0	0	0	0	0	0	0
03	Johnson, Keldon	0-1	0-1	0-0	3	3	6	0	3	3	0	0	0	23
14	Herro, Tyler	0-17	3-8	0-1	1	3	4	2	15	3	0	0	0	36
04	Richards, Nick	0-0	0-0	0-0	0	0	0	0	0	0	0	0	0	10
05	Quickley, Immanuel	6-11	0-1	2-2	3	3	2	0	1	3	1	0	0	15
13	Baker, Jermari	0-0	0-0	0-0	0	0	0	0	0	0	0	0	0	12
23	Montgomery, EJ	1-1	0-0	0-0	1	1	2	0	1	0	1	0	0	2
Team		28-65	9-26	11-22	12	22	44	18	80	24	8	1	2	200

FG % 1st Half: 14-35 40.0% 2nd Half: 14-30 46.7% Game: 28-65 43.1%
3FG % 1st Half: 4-12 33.3% 2nd Half: 5-11 45.5% Game: 9-26 34.6%
FT % 1st Half: 8-12 66.7% 2nd Half: 7-10 70.0% Game: 15-22 68.2%

#9/10 North Carolina 72 • 8-3

#	Player	Total		3-Pr		Rebounds		PF	TP	A	To	Bk	Stl	Min
		FG	FGA	FT	FTA	Off	Def							
15	Garrison Brooks	1-3	0-0	1-1	2	6	8	4	7	2	3	0	1	19
30	Luke Maye	6-13	3-5	0-0	2	2	4	1	2	1	2	1	2	38
02	Coby White	3-10	1-4	1-2	2	2	2	8	4	0	1	0	0	30
03	Cameron Johnson	0-0	0-0	0-0	0	0	0	0	0	0	0	0	0	0
24	Kenny Williams	4-10	1-2	2-4	1	5	6	3	11	5	1	0	1	27
08	Seventh Woods	2-4	0-0	3-3	0	1	3	7	3	2	0	0	0	15
01	Leahy Black	0-2	0-1	0-0	0	0	0	0	0	0	0	0	0	7
03	Andrew Platek	0-1	0-0	0-0	0	0	0	0	0	0	0	0	0	2
04	Brandon Robinson	0-0	0-0	0-0	0	0	0	0	0	0	0	0	0	2
05	Nasir Little	2-8	0-2	0-0	0	1	1	4	2	1	0	0	0	14
11	Shen Ruan	0-0	0-0	0-0	0	0	0	0	0	0	0	0	0	2
21	Sterling Mullen	1-1	0-0	0-0	1	2	3	1	2	0	0	0	0	10
23	Walker John	0-0	0-0	0-0	0	0	0	0	0	0	0	0	0	0
05	Caleb Ellis	0-0	0-0	0-0	0	0	0	0	0	0	0	0	0	0
02	Smith Miller	0-0	0-0	0-0	0	0	0	0	0	0	0	0	0	0
04	Brandon Huffman	0-0	0-0	0-0	0	0	0	0	0	0	0	0	0	3
Team		27-63	7-18	11-16	6	28	39	19	72	18	8	3	8	200

FG % 1st Half: 14-34 41.2% 2nd Half: 13-29 44.8% Game: 27-63 42.9%
3FG % 1st Half: 3-9 33.3% 2nd Half: 4-9 44.4% Game: 7-18 38.9%
FT % 1st Half: 1-1 50.0% 2nd Half: 10-14 71.4% Game: 11-16 68.8%

Score by periods

1st	2nd	Total
40	40	80

Points in the Paint: 40 (Kentucky) vs 40 (North Carolina)
Offensive Rebounds: 18 (Kentucky) vs 28 (North Carolina)
Turnovers: 24 (Kentucky) vs 18 (North Carolina)

Last FG: UK 2nd-00:00, UK 2nd-00:00.
Largest lead: UK by 12:00-15:26, UNC by 3:14-11:24.
UK led for 35:03, UNC led for 02:53. Game was tied for 01:34.

Score tied 0 times.
Lead changed 4 times.

GAME 12 #16/15 KENTUCKY 71, LOUISVILLE 58

Official Basketball Box Score - Game Totals - Final Statistics
Kentucky vs Louisville
12/29/18 12 p.m. at KFC Yum Center - Louisville, Ky.

#	Player	Total		3-Pr		Rebounds		PF	TP	A	To	Bk	Stl	Min
		FG	FGA	FT	FTA	Off	Def							
22	Travis, Reid	1-4	0-1	1-2	1	3	4	3	9	0	2	0	0	30
25	Washington, PJ	2-3	0-0	1-2	2	6	8	3	5	1	3	0	1	33
02	Hagans, Ashton	5-11	0-1	1-2	2	0	2	3	11	3	1	0	0	24
03	Johnson, Keldon	0-13	1-5	4-4	1	6	7	2	15	2	0	0	0	34
14	Herro, Tyler	4-10	4-6	0-0	1	4	5	2	4	1	2	1	0	36
04	Richards, Nick	0-0	0-0	0-0	0	0	0	0	0	0	0	0	0	11
05	Quickley, Immanuel	1-3	0-2	0-0	0	1	3	2	0	2	0	0	0	18
13	Baker, Jermari	1-4	1-4	0-0	1	1	3	0	1	0	0	0	0	8
23	Montgomery, EJ	1-2	0-1	0-1	0	1	2	0	2	3	0	0	0	10
Team		29-57	6-20	7-11	10	24	31	21	71	11	9	8	9	200

FG % 1st Half: 15-27 55.6% 2nd Half: 14-30 46.7% Game: 29-57 50.9%
3FG % 1st Half: 4-10 40.0% 2nd Half: 2-10 20.0% Game: 6-20 30.0%
FT % 1st Half: 1-2 50.0% 2nd Half: 6-9 66.7% Game: 7-11 63.6%

Louisville 58 • 9-4

#	Player	Total		3-Pr		Rebounds		PF	TP	A	To	Bk	Stl	Min
		FG	FGA	FT	FTA	Off	Def							
24	Dwainny Sutton	0-3	0-2	2-2	1	3	3	2	1	1	0	0	0	27
25	Jordan Nwora	7-17	1-5	2-3	2	5	7	1	17	0	1	0	0	39
23	Steven Enoch	2-6	0-1	1-2	3	6	9	3	5	0	1	0	0	26
01	Christen Cunningham	0-14	3-5	1-2	0	2	2	0	20	4	2	0	0	35
02	Darius Perry	0-2	0-0	0-0	0	0	0	0	0	0	0	0	0	11
04	Khwan Fore	1-4	0-1	1-2	1	0	1	0	3	0	0	0	0	13
05	Malik Williams	0-2	0-1	2-4	2	4	6	2	0	0	0	0	0	14
13	VJ King	0-0	0-0	0-0	0	0	0	0	0	0	0	0	0	0
30	Ryan McManis	0-2	0-1	2-2	0	0	0	1	2	1	0	0	0	17
Team		20-55	5-20	13-19	13	20	33	12	58	7	12	2	5	200

FG % 1st Half: 10-24 41.7% 2nd Half: 10-31 32.3% Game: 20-55 36.4%
3FG % 1st Half: 4-10 40.0% 2nd Half: 1-10 10.0% Game: 5-20 25.0%
FT % 1st Half: 3-4 75.0% 2nd Half: 4-10 40.0% Game: 7-19 36.8%

Score by periods

1st	2nd	Total
35	23	58

Points in the Paint: 35 (Kentucky) vs 23 (Louisville)
Offensive Rebounds: 13 (Kentucky) vs 20 (Louisville)
Turnovers: 21 (Kentucky) vs 12 (Louisville)

Last FG: UK

BOX SCORES

GAME 19

#8/9 KENTUCKY 71, #9/10 KANSAS 61



Official Basketball Box Score - Game Totals - Final Statistics
#9/10 Kansas vs Kentucky
1/26/19 6 p.m. at Rupp Arena - Lexington, Ky.



#9/10 Kansas 63 • 16-4, 5-2

##	Player	Total		3-Pr		Rebounds		PF	TP	A	T	Bk	Stl	Min.
		FG	FGA	FT	FTA	Off	Def							
00	Garrett, Marcus	1-9	0-2	2-2	1	4	5	4	4	0	3	1	2	32
01	Lawson, Dedic	7-18	2-3	4-4	4	11	15	4	20	2	1	1	1	39
05	Grimes, Quentin	5-9	3-5	0-2	0	1	3	13	2	1	0	0	0	29
11	Dotson, Devon	4-10	1-4	0-0	0	3	3	5	9	4	1	0	0	33
13	Lawson, Ki	0-1	0-0	0-0	0	0	0	0	0	0	0	0	0	3
24	Vick, Lagerald	4-9	2-5	0-0	1	5	6	3	10	1	1	1	0	35
30	Abdull, Ochai	2-6	1-4	2-2	0	2	0	7	0	0	0	0	0	21
33	McCormack, David	0-1	0-1	0-0	1	2	1	1	0	0	0	0	0	8
	Team				0	1	1							
	Totals	23-63	9-23	8-11	1	27	36	21	63	9	8	2	4	200

FG % 1st Half: 13-30 36.1% 2nd half: 10-27 37.0% Game: 23-63 36.5% Deadead Rebounds
3FG % 1st Half: 3-10 30.0% 2nd half: 4-13 30.8% Game: 7-23 30.4%
FT % 1st Half: 4-4 100.0% 2nd half: 4-7 57.1% Game: 8-11 72.7%

Kentucky 71 • 16-3, 5-1

##	Player	Total		3-Pr		Rebounds		PF	TP	A	T	Bk	Stl	Min.
		FG	FGA	FT	FTA	Off	Def							
22	Travis, Reid	7-11	0-0	4-6	7	5	12	8	0	1	0	0	0	28
25	Washington, PJ	7-17	0-0	3-5	3	10	12	1	20	1	0	2	1	36
02	Hagans, Ashton	4-11	1-3	3-5	2	3	18	0	4	0	0	0	0	35
03	Johnson, Keldon	5-9	3-4	2-2	2	8	10	3	15	0	0	0	0	32
04	Herro, Tyler	0-1	0-0	0-0	1	1	1	0	0	0	0	0	0	38
06	Richards, Nick	0-1	0-0	0-0	1	1	1	0	0	0	0	0	0	9
05	Quickley, Immanuel	0-3	0-2	0-0	0	1	1	0	0	0	0	0	0	11
10	David, Jonny	0-1	0-0	0-0	0	0	0	0	0	0	0	0	0	4
23	Montgomery, EJ	0-2	0-1	0-0	2	0	2	0	0	0	0	0	0	7
	Team				0	0	0							
	Totals	25-64	4-18	17-23	17	32	49	13	71	14	11	8	4	200

FG % 1st Half: 13-30 33.3% 2nd half: 12-25 48.0% Game: 25-64 39.1% Deadead Rebounds
3FG % 1st Half: 4-6 66.7% 2nd half: 13-27 48.1% Game: 17-23 74.1%
FT % 1st Half: 4-4 100.0% 2nd half: 13-27 48.1% Game: 17-23 74.1%

Officials: Joe Lindsey, Keith Kidd, Todd Austin
Technical fouls: #9/10 Kansas-None, Kentucky-None.
Attendance: 10,839

Score by periods	1st	2nd	Total
#9/10 Kansas	33	30	63
Kentucky	30	41	71

Last FG: #9/10 Kansas 00:00, UK 2nd 01:15.
Largest lead: #9/10 Kansas 10-09:45, UK by 10-2nd 03:23.
UK led for 15:37. UK led for 18:58. Game was tied for 05:25.

Points in the paint: 20-10-30
Turnovers: 17-16-33
Fast break points: 10-10-20
Score tied - 5 times.
Lead changed - 6 times.

GAME 20

#7/6 KENTUCKY 87, VANDERBILT 52



Official Basketball Box Score - Game Totals - Final Statistics
Kentucky vs Vanderbilt
1/27/19 7 p.m. at Memorial Gym



Kentucky 87 • 17-3, 6-1 SEC

##	Player	Total		3-Pr		Rebounds		PF	TP	A	T	Bk	Stl	Min.
		FG	FGA	FT	FTA	Off	Def							
22	Travis, Reid	0-1	0-0	1-2	0	3	3	2	0	1	0	1	0	21
25	Washington, PJ	9-15	3-3	5-6	4	8	12	1	26	2	0	0	0	29
02	Hagans, Ashton	6-5	1-2	0-0	1	5	6	3	7	8	1	0	1	30
03	Johnson, Keldon	3-6	3-4	2-2	0	0	0	3	11	2	1	0	0	23
14	Herro, Tyler	6-13	0-3	0-0	0	3	3	0	12	2	1	0	0	29
06	Richards, Nick	4-5	0-0	6-10	0	1	1	3	14	0	0	0	0	19
05	Quickley, Immanuel	2-5	1-3	1-1	0	2	2	3	6	1	0	0	0	18
10	David, Jonny	0-0	0-0	0-0	0	0	0	0	0	0	0	0	0	1
13	Baker, Jemari	2-2	0-2	0-0	1	1	3	6	1	0	0	0	0	19
23	Montgomery, EJ	1-2	0-0	1-2	1	0	1	2	4	2	0	1	0	11
	Team				0	0	0							
	Totals	30-54	10-17	22-31	6	23	29	20	87	18	7	6	7	200

FG % 1st Half: 17-33 51.5% 2nd half: 13-21 61.9% Game: 30-54 55.6% Deadead Rebounds
3FG % 1st Half: 1-0 0.0% 2nd half: 5-7 71.4% Game: 6-7 85.7%
FT % 1st Half: 6-7 85.7% 2nd half: 11-14 78.6% Game: 17-23 73.9%

Vanderbilt 52 • 9-11, 0-7 SEC

##	Player	Total		3-Pr		Rebounds		PF	TP	A	T	Bk	Stl	Min.
		FG	FGA	FT	FTA	Off	Def							
11	Wetzell, Yanni	1-5	0-1	1-2	0	0	0	5	5	1	0	1	0	15
11	Shittu, Simisola	0-5	0-1	0-2	4	6	2	0	0	1	4	0	0	29
24	Nesmith, Aaron	5-9	4-6	0-0	0	3	3	14	3	3	1	0	0	38
32	Ryan, Matt	4-9	1-3	0-0	0	7	7	3	16	2	0	0	0	27
00	Lee, Saben	4-9	1-3	6-9	1	3	4	0	15	3	0	0	0	38
02	Toye, Joe	0-2	0-0	0-0	0	1	1	0	0	0	0	0	0	16
11	Evans, Maxwell	0-0	0-0	0-0	0	0	0	0	0	0	0	0	0	13
13	Moyer, Matthew	1-3	0-2	1-3	2	1	3	1	3	1	0	0	0	16
15	Brown, Clevon	1-2	0-1	1-2	1	3	4	0	3	0	2	0	0	12
	Team				0	0	0							
	Totals	17-46	9-24	9-18	9	20	29	19	52	10	3	2	0	200

FG % 1st Half: 5-20 25.0% 2nd half: 12-26 46.2% Game: 17-46 37.0% Deadead Rebounds
3FG % 1st Half: 2-11 18.2% 2nd half: 10-23 43.5% Game: 12-26 46.2%
FT % 1st Half: 3-5 60.0% 2nd half: 6-13 46.2% Game: 9-18 50.0%

Officials: Michael Stephens, Tony Greene, Owen Shortt
Technical fouls: Kentucky-None, Vanderbilt-None.
Attendance: 12,988

Score by periods	1st	2nd	Total
Kentucky	45	42	87
Vanderbilt	15	37	52

Last FG: UK 2nd 00:28, UK 2nd 00:36.
Largest lead: UK 18-09:11, VU by 18-18:13.
UK led for 37:10. VU led for 01:22. Game was tied for 01:19.

Points in the paint: 24-18-42
Turnovers: 12-12-24
Fast break points: 10-10-20
Score tied - 1 time.
Lead changed - 4 times.

GAME 21

#5/5 KENTUCKY 76, #21 MISSISSIPPI STATE 67



Official Basketball Box Score - Game Totals - Final Statistics
Kentucky vs RV#21 Mississippi State
2/19/19 11 a.m. at Starkville, Miss. (Humphrey Coliseum)



Kentucky 76 • 20-3 (9-3 SEC)

##	Player	Total		3-Pr		Rebounds		PF	TP	A	T	Bk	Stl	Min.
		FG	FGA	FT	FTA	Off	Def							
22	Travis, Reid	4-9	0-1	1-2	0	2	4	9	3	1	1	0	0	31
25	Washington, PJ	9-13	3-3	2-4	2	3	5	1	23	1	1	0	0	24
02	Hagans, Ashton	4-5	1-3	3-5	2	2	4	1	8	3	0	1	0	35
03	Johnson, Keldon	4-10	1-3	4-0	0	7	7	3	13	0	1	0	0	28
14	Herro, Tyler	4-9	2-4	0-0	2	2	0	12	1	1	0	0	0	32
06	Richards, Nick	1-3	0-0	0-0	1	1	2	0	0	0	0	0	0	7
05	Quickley, Immanuel	4-5	0-0	0-0	0	0	0	0	0	0	0	0	0	13
10	David, Jonny	1-3	0-2	1-2	0	0	0	0	3	1	0	0	0	12
13	Baker, Jemari	1-3	0-1	0-2	0	0	0	0	0	1	0	0	0	16
23	Montgomery, EJ	1-3	0-1	1-2	0	0	1	1	2	0	0	0	0	12
	Team				0	0	1							
	Totals	27-57	7-18	10-17	11	24	35	18	71	13	9	4	0	200

FG % 1st Half: 16-30 53.3% 2nd half: 11-27 40.7% Game: 27-57 47.4% Deadead Rebounds
3FG % 1st Half: 5-11 45.5% 2nd half: 6-7 85.7% Game: 11-18 61.1%
FT % 1st Half: 3-4 75.0% 2nd half: 7-13 53.8% Game: 10-17 58.8%

Officials: Don Daily, Chuck Jones, Owen Shortt
Technical fouls: Kentucky-None, Mississippi State-Perry, Reggie.
Attendance: 9,019

Score by periods	1st	2nd	Total
Kentucky	40	31	71
RV#21 Mississippi State	25	42	67

Last FG: UK 2nd 01:30, MS 2nd 01:18.
Largest lead: UK 18-05:34, MS by 18-10:10.
UK led for 30:00. MS led for 01:18. Game was tied for 04:02.

Points in the paint: 24-18-42
Turnovers: 12-12-24
Fast break points: 10-10-20
Score tied - 4 times.
Lead changed - 5 times.

GAME 21

#7/6 KENTUCKY 65, FLORIDA 54



Official Basketball Box Score - Game Totals - Final Statistics
Kentucky vs Florida
2/21/19 4 p.m. at Exactech Arena - Gainesville, Fla.



Kentucky 65 • 18-3, 7-1 SEC

##	Player	Total		3-Pr		Rebounds		PF	TP	A	T	Bk	Stl	Min.
		FG	FGA	FT	FTA	Off	Def							
22	Travis, Reid	3-5	0-0	0-0	4	3	7	1	6	1	1	0	0	27
25	Washington, PJ	6-13	0-1	3-5	4	8	12	3	15	2	0	1	0	35
02	Hagans, Ashton	4-5	0-2	0-2	2	3	5	3	4	1	2	3	0	32
03	Johnson, Keldon	4-13	2-5	0-2	6	2	8	2	10	1	1	0	0	30
14	Herro, Tyler	6-8	3-4	4-4	1	5	6	3	19	2	3	0	1	30
06	Richards, Nick	0-0	0-0	0-0	0	0	0	0	0	0	0	0	0	5
05	Quickley, Immanuel	1-6	1-5	4-5	0	1	1	0	7	1	0	0	0	16
13	Baker, Jemari	1-6	0-4	0-0	0	0	0	0	2	0	0	0	0	15
23	Montgomery, EJ	0-0	0-0	0-0	2	1	3	0	0	0	0	0	0	10
	Team				2	2								
	Totals	23-56	6-21	13-16	14	32	46	12	65	13	12	2	4	200

FG % 1st Half: 12-34 35.3% 2nd half: 11-22 50.0% Game: 23-56 41.1% Deadead Rebounds
3FG % 1st Half: 3-14 21.4% 2nd half: 3-7 42.9% Game: 6-21 28.6%
FT % 1st Half: 2-4 50.0% 2nd half: 11-14 78.6% Game: 13-16 81.3%

Florida 54 • 12-9, 4-4 SEC

##	Player	Total		3-Pr		Rebounds		PF	TP	A	T	Bk	Stl	Min.
		FG	FGA	FT	FTA	Off	Def							
11	Johnson, Keyonte	3-7	0-1	2-2	5	5	10	4	12	0	1	0	0	24
13	Hayes, Kavarrus	2-5	0-0	0-2	2	3	5	3	4	1	2	3	0	30
02	Nembhard, Andrew	5-11	2-4	0-0	0	0	3	12	2	0	0	0	0	36
05	Allen, KeVaughn													

BOX SCORES

GAME 28

#4/4 KENTUCKY 70, ARKANSAS 66



Official Basketball Box Score - Game Totals - Final Statistics
Arkansas vs Kentucky
2/26/19 9 p.m. at Rupp Arena - Lexington, Ky.



Arkansas 66 • 14-14, 5-10

##	Player	Total			3-Ptr			Rebounds			PF	TP	A	TO	Bk	Stl	Min
		FG	FGA	FT	FTA	FG	FGA	FT	FTA	Off							
10	Gafford, Daniel	7	14	0	0	6	2	8	4	14	0	0	2	0	0	23	
22	Oslaboughien, Gabe	6	3	0	0	1	4	5	4	0	4	1	1	0	0	19	
00	Sills, Desi	4	8	3	5	4	4	0	0	0	1	15	0	1	0	29	
01	Joe, Isaiah	6	10	5	7	2	2	0	1	1	1	19	3	2	0	34	
05	Harris, Jalen	6	9	0	3	1	3	1	3	0	1	0	1	0	0	30	
02	Bailey, Adrio	0	2	0	1	0	4	5	4	0	0	0	0	0	0	15	
11	Embery-Simpson, K.	0	1	0	0	0	0	0	0	0	0	0	0	0	2	8	
13	Jones, Mason	3	9	2	4	1	3	9	9	0	0	1	1	0	0	25	
35	Chaney, Reeqie	3	5	0	2	2	2	2	8	1	1	0	1	0	1	17	
	Team					2	1	3								1	
	Totals	23	61	10	20	10	15	10	17	27	23	66	14	7	3	200	

FG % 1st Half: 14-32 43.8% 2nd half: 9-29 31.0% Game: 23-61 37.7%
3FG % 1st Half: 5-10 50.0% 2nd half: 5-10 50.0% Game: 10-20 50.0%
FT % 1st Half: 6-7 85.7% 2nd half: 4-8 50.0% Game: 10-15 66.7%

Kentucky 70 • 24-4, 13-2

##	Player	Total			3-Ptr			Rebounds			PF	TP	A	TO	Bk	Stl	Min
		FG	FGA	FT	FTA	FG	FGA	FT	FTA	Off							
23	Montgomery, EJ	1	1	0	0	1	2	3	4	2	0	0	0	0	0	12	
00	Bone, Jordan	2	7	0	2	0	6	2	9	1	1	1	2	2	35		
01	Turner, Lamonte	2	10	0	4	0	0	2	2	4	6	1	0	2	30		
02	Williams, Grant	7	13	2	4	8	11	2	5	7	3	24	2	2	0	32	
02	Hagans, Ashton	4	2	1	2	2	2	3	7	4	3	0	0	0	36		
03	Johnson, Keldon	5	14	0	1	3	6	2	13	3	3	1	0	0	37		
14	Herro, Tyler	9	10	5	6	6	4	4	1	29	3	1	1	2	36		
04	Richards, Nick	2	4	0	0	3	4	7	0	2	3	0	0	0	25		
05	Quickley, Immanuel	0	1	0	1	2	2	1	2	0	0	0	0	0	15		
13	Baker, Jemari	0	1	0	1	2	0	1	1	0	1	0	0	0	4		
	Team					0	3	3									
	Totals	21	42	6	13	22	32	9	31	40	19	70	12	15	7	4	

FG % 1st Half: 9-20 45.0% 2nd half: 12-22 54.5% Game: 21-42 50.0%
3FG % 1st Half: 3-7 42.9% 2nd half: 3-6 50.0% Game: 6-13 46.2%
FT % 1st Half: 5-12 41.7% 2nd half: 15-20 75.0% Game: 22-32 68.8%

Officials: Mike Nance, Ted Valentine, Brian O'Connell
Technical Fouls: Arkansas-None, Kentucky-None.
Attendance: 21998

Score by periods	1st	2nd	Total	In	Off	2nd	Fast	Bench
Arkansas	30	27	66	22	16	8	2	17
Kentucky	28	42	70	24	11	8	6	10

Last FG - AR 2nd-00:12, UK 2nd-01:15.
Largest lead - AR by 15 2nd-08:22, UK by 6 2nd-03:41.
AR led for 24:46, UK led for 12:37. Game was tied for 02:16.

Score tied - 3 times.
Lead changed - 2 times.

GAME 29

#7/7 TENNESSEE 71, #4/4 KENTUCKY



Official Basketball Box Score - Game Totals - Final Statistics
Kentucky vs #7/7 Tennessee
3/07/19 7 p.m. at Knoxville, Tenn. (Thompson-Boling Arena)



Kentucky 52 • 24-5, 13-3 SEC

##	Player	Total			3-Ptr			Rebounds			PF	TP	A	TO	Bk	Stl	Min
		FG	FGA	FT	FTA	FG	FGA	FT	FTA	Off							
04	Richards, Nick	1	4	0	0	6	9	4	3	7	4	8	1	1	3	0	26
25	Washington, PJ	2	6	0	2	9	13	0	3	3	2	13	2	4	1	1	30
02	Hagans, Ashton	4	2	1	1	0	1	4	5	2	5	3	2	0	1	36	
03	Johnson, Keldon	2	9	1	5	2	4	2	5	7	3	7	1	3	0	31	
14	Herro, Tyler	9	2	11	0	5	2	0	6	6	1	6	3	5	0	35	
05	Quickley, Immanuel	3	5	2	4	0	0	4	4	0	8	0	0	0	0	20	
13	Baker, Jemari	1	2	0	0	0	0	0	0	0	3	1	0	0	0	5	
23	Montgomery, EJ	1	1	0	0	0	5	5	4	2	0	1	1	1	1	17	
	Team					2	0	2								1	
	Totals	14	44	5	19	29	9	30	39	16	52	11	17	5	3	200	

FG % 1st Half: 6-26 23.1% 2nd half: 8-18 44.4% Game: 14-43 32.6%
3FG % 1st Half: 2-9 22.2% 2nd half: 3-10 30.0% Game: 5-19 26.3%
FT % 1st Half: 10-16 62.5% 2nd half: 9-13 69.2% Game: 19-29 65.5%

#7/7 Tennessee 71 • 26-3, 14-2 SEC

##	Player	Total			3-Ptr			Rebounds			PF	TP	A	TO	Bk	Stl	Min
		FG	FGA	FT	FTA	FG	FGA	FT	FTA	Off							
00	Bone, Jordan	11	15	5	5	0	0	3	3	2	27	3	0	0	2	35	
01	Turner, Lamonte	2	10	0	4	0	0	2	2	2	4	6	1	0	2	30	
02	Williams, Grant	7	13	2	4	8	11	2	5	7	3	24	2	2	0	32	
05	Schofield, Admiral	3	13	0	6	1	2	1	6	7	3	10	2	1	0	35	
10	Fulkerson, John	0	1	0	0	0	1	1	2	2	0	1	0	1	0	16	
11	Alexander, Kyle	0	0	0	0	1	2	4	6	5	0	1	1	1	0	12	
15	Walker, Derrick	0	0	0	0	0	2	2	2	0	0	0	0	0	0	6	
23	Bowden, Jordan	4	9	3	3	0	0	2	2	9	1	1	0	2	28		
35	Pons, Yves	0	1	0	0	0	0	3	3	1	0	0	0	0	0	6	
	Team					2	0	2								1	
	Totals	27	62	8	22	9	14	8	28	36	22	71	15	5	5	8	

FG % 1st Half: 12-32 37.5% 2nd half: 14-30 46.7% Game: 27-62 43.5%
3FG % 1st Half: 4-11 36.4% 2nd half: 4-11 36.4% Game: 8-22 36.4%
FT % 1st Half: 9-14 64.3% 2nd half: 0-0 0.0% Game: 9-14 64.3%

Officials: Don Dally, Joe Lindsay, Byron Jarratt
Technical Fouls: Kentucky-Tenney, #7/7 Tennessee-None.
Attendance: 13729

Score by periods	1st	2nd	Total	In	Off	2nd	Fast	Bench
Kentucky	24	28	52	19	8	13	4	13
#7/7 Tennessee	37	34	71	28	18	11	7	7

Last FG - UK 2nd-03:22, UT 2nd-00:12.
Largest lead - UK by 6 1st-17:59, UT by 20 2nd-16:17.
UK led for 03:08, UT led for 35:42. Game was tied for 01:08.

Score tied - 1 time.
Lead changed - 5 times.

GAME 30

#6/6 KENTUCKY 80, OLE MISS 76



Official Basketball Box Score - Game Totals - Final Statistics
Kentucky vs Ole Miss
3/5/19 9 p.m. ET at Oxford, Miss. (The Pavilion at Ole Miss)



Kentucky 80 • 25-5, 14-3 SEC

##	Player	Total			3-Ptr			Rebounds			PF	TP	A	TO	Bk	Stl	Min
		FG	FGA	FT	FTA	FG	FGA	FT	FTA	Off							
23	Montgomery, EJ	1	4	0	1	5	6	1	2	0	0	4	0	0	0	26	
25	Washington, PJ	6	11	0	1	2	0	1	3	13	4	1	2	0	0	26	
02	Hagans, Ashton	6	3	0	0	4	5	0	2	2	3	10	2	3	0	30	
03	Johnson, Keldon	9	18	1	2	3	7	2	5	7	1	22	3	1	0	38	
14	Herro, Tyler	8	12	2	4	2	0	5	5	1	0	0	2	0	0	38	
04	Richards, Nick	2	3	0	0	2	1	3	4	5	6	0	1	1	0	18	
05	Quickley, Immanuel	1	4	1	2	2	0	2	2	1	5	2	0	0	0	19	
13	Baker, Jemari	1	1	0	0	0	0	0	0	3	2	1	0	0	0	5	
	Team					0	2	2								1	
	Totals	31	56	4	9	14	20	1	4	25	29	80	14	7	7	4	

FG % 1st Half: 17-31 54.8% 2nd half: 14-25 56.0% Game: 31-56 55.4%
3FG % 1st Half: 2-5 40.0% 2nd half: 2-4 50.0% Game: 4-9 44.4%
FT % 1st Half: 2-5 40.0% 2nd half: 12-15 80.0% Game: 14-20 70.0%

Ole Miss 76 • 19-11, 9-8 SEC

##	Player	Total			3-Ptr			Rebounds			PF	TP	A	TO	Bk	Stl	Min
		FG	FGA	FT	FTA	FG	FGA	FT	FTA	Off							
00	Hinson,Blake	0	4	0	3	0	0	1	0	1	0	0	1	0	0	14	
12	Stevens, Bruce	2	9	1	5	6	6	4	3	7	1	11	3	3	1	33	
03	Davis, Terence	8	15	4	8	5	1	11	12	2	25	3	1	1	2	39	
04	Tyree, Brein	6	18	1	5	8	10	0	3	3	2	21	4	2	0	38	
20</																	



The Automated ScoreBook
 Kentucky Combined Team Statistics (as of Mar 05, 2019)
 All games



RECORD:	OVERALL	HOME	AWAY	NEUTRAL
ALL GAMES	25-5	16-1	8-2	1-2
CONFERENCE	14-3	7-1	7-2	0-0
NON-CONFERENCE	11-2	9-0	1-0	1-2

#	Player	gp-gs	min	avg	Total		3-Point		F-Throw		Rebounds				Other				pts	avg		
					fg-fga	fg%	3fg-fga	3fg%	ft-fa	ft%	off	def	tot	avg	pf	dq	a	to			blk	stl
25	Washington, PJ	30-30	868	28.9	158-301	.525	30-69	.435	100-150	.667	69	154	223	7.4	75	3	57	54	35	25	446	14.9
14	Herro, Tyler	30-30	951	31.7	149-322	.463	53-143	.371	73-78	.936	11	123	134	4.5	39	0	69	50	10	32	424	14.1
03	Johnson, Keldon	30-30	922	30.7	139-299	.465	38-99	.384	94-133	.707	40	134	174	5.8	66	3	49	50	3	22	410	13.7
22	Travis, Reid	26-23	720	27.7	99-192	.516	6-23	.261	89-122	.730	68	111	179	6.9	61	1	24	41	20	11	293	11.3
00	Green, Quade	9-0	160	17.8	22-49	.449	11-26	.423	17-19	.895	3	9	12	1.3	7	0	21	21	0	9	72	8.0
02	Hagans, Ashton	30-23	835	27.8	82-170	.482	11-38	.289	53-71	.746	15	54	69	2.3	54	0	128	73	4	55	228	7.6
05	Quickley, Immanuel	30-7	568	18.9	46-117	.393	24-71	.338	48-58	.828	1	51	52	1.7	35	0	40	29	1	14	164	5.5
23	Montgomery, EJ	30-4	439	14.6	51-107	.477	2-9	.222	15-23	.652	50	71	121	4.0	62	0	10	24	33	9	119	4.0
04	Richards, Nick	30-3	368	12.3	40-70	.571	0-0	.000	36-54	.667	49	57	106	3.5	67	2	7	22	44	4	116	3.9
13	Baker, Jemarl	22-0	184	8.4	15-47	.319	10-36	.278	3-6	.500	1	11	12	0.5	16	0	11	9	2	2	43	2.0
10	David, Jonny	7-0	10	1.4	0-0	.000	0-0	.000	0-0	.000	1	0	1	0.1	0	0	0	1	0	0	0	0.0
Team											41	31	72		1		10					
Total.....		30	6025		801-1674	.478	185-514	.360	528-714	.739	349	806	1155	38.5	483	9	416	384	152	183	2315	77.2
Opponents.....		30	6025		702-1741	.403	237-674	.352	324-462	.701	282	606	888	29.6	594	-	336	391	90	169	1965	65.5

TEAM STATISTICS

	UK	OPP
SCORING	2315	1965
Points per game	77.2	65.5
Scoring margin	+11.7	-
FIELD GOALS-ATT	801-1674	702-1741
Field goal pct	.478	.403
3 POINT FG-ATT	185-514	237-674
3-point FG pct	.360	.352
3-pt FG made per game	6.2	7.9
FREE THROWS-ATT	528-714	324-462
Free throw pct	.739	.701
F-Throws made per game	17.6	10.8
REBOUNDS	1155	888
Rebounds per game	38.5	29.6
Rebounding margin	+8.9	-
ASSISTS	416	336
Assists per game	13.9	11.2
TURNOVERS	384	391
Turnovers per game	12.8	13.0
Turnover margin	+0.2	-
Assist/turnover ratio	1.1	0.9
STEALS	183	169
Steals per game	6.1	5.6
BLOCKS	152	90
Blocks per game	5.1	3.0
ATTENDANCE	366054	171237
Home games-Avg/Game	17-21533	10-12696
Neutral site-Avg/Game	-	3-14758

Score by Periods	1st	2nd	OT	Totals
Kentucky	1135	1167	13	2315
Opponents	934	1017	14	1965

Date	Opponent	Score	Att.
1 11/6/18	vs #4/3 Duke	L 84-118	18907
11/9/18	SOUTHERN ILLINOIS	w 71-59	20277
2 11/14/18	NORTH DAKOTA	w 96-58	18555
2 11/18/18	VMI	w 92-82	20207
2 11/21/18	WINTHROP	w 87-74	20070
2 11/23/18	TENNESSEE STATE	w 77-62	20224
11/28/18	MONMOUTH	w 90-44	18680
12/1/18	UNCG	w 78-61	21853
3 12/8/18	vs Seton Hall	Lot 83-84	10244
12/15/18	UTAH	w 88-61	21922
4 12/22/18	vs #9/10 North Carolina	w 80-72	15124
12/29/18	at RV/RV Louisville	w 71-58	20882
* 1/5/19	at Alabama	L 75-77	12424
* 1/8/19	TEXAS A&M	w 85-74	22048
* 1/12/19	VANDERBILT	w 56-47	22504
* 1/15/19	at Georgia	w 69-49	10523
* 1/19/19	at #14/12 Auburn	w 82-80	9121
* 1/22/19	#22/22 MISSISSIPPI STATE	w 76-55	21449
5 1/26/19	#9/10 KANSAS	w 71-63	24387
* 1/29/19	at Vanderbilt	w 87-52	12298
* 2/2/19	at Florida	w 65-54	10763
* 2/5/19	SOUTH CAROLINA	w 76-48	20496
* 2/9/19	at RV/#21 Mississippi State	w 71-67	9019
* 2/12/19	#19/21 LSU	L 71-73	23490
* 2/16/19	#1/1 TENNESSEE	w 86-69	24467
* 2/19/19	at Missouri	w 66-58	10703
* 2/23/19	RV/RV AUBURN	w 80-53	23427
* 2/26/19	ARKANSAS	w 70-66	21998
* 3/2/19	at #7/7 Tennessee	L 52-71	21729
* 3/5/19	at Ole Miss	w 80-76	9500

* = Conference game
 1 = Champions Classic | Indianapolis (Bankers Life Fieldhouse)
 2 = Ohio Valley Hardwood Showcase | Lexington, Ky. (Rupp Arena)
 3 = Citi Hoops Classic | New York (Madison Square Garden)
 4 = CBS Sports Classic | Chicago (United Center)
 5 = SEC/Big 12 Challenge | Lexington, Ky. (Rupp Arena)



The Automated ScoreBook
 Kentucky Combined Team Statistics (as of Mar 05, 2019)
 Conference games



RECORD:	OVERALL	HOME	AWAY	NEUTRAL
ALL GAMES	14-3	7-1	7-2	0-0
CONFERENCE	14-3	7-1	7-2	0-0
NON-CONFERENCE	0-0	0-0	0-0	0-0

#	Player	gp-gs	min	avg	Total		3-Point		F-Throw		Rebounds				Other				pts	avg		
					fg-fga	fg%	3fg-fga	3fg%	ft-fga	ft%	off	def	tot	avg	pf	dq	a	to			blk	stl
25	Washington, PJ	17-17	515	30.3	98-183	.536	21-45	.467	58-90	.644	35	74	109	6.4	47	1	28	30	17	15	275	16.2
14	Herro, Tyler	17-17	574	33.8	86-180	.478	32-75	.427	54-55	.982	6	75	81	4.8	21	0	38	29	3	15	258	15.2
03	Johnson, Keldon	17-17	513	30.2	70-169	.414	16-51	.314	42-61	.689	24	74	98	5.8	35	2	31	28	2	12	198	11.6
02	Hagans, Ashton	17-17	546	32.1	58-108	.537	9-27	.333	38-50	.760	8	42	50	2.9	30	0	83	45	0	31	163	9.6
22	Travis, Reid	13-13	356	27.4	36-81	.444	1-10	.100	27-35	.771	32	60	92	7.1	31	0	10	22	10	7	100	7.7
05	Quickley, Immanuel	17-0	277	16.3	25-63	.397	16-42	.381	18-23	.783	0	28	28	1.6	18	0	18	11	0	7	84	4.9
04	Richards, Nick	17-1	222	13.1	24-43	.558	0-0	.000	29-45	.644	30	30	60	3.5	41	1	5	10	23	4	77	4.5
23	Montgomery, EJ	17-3	238	14.0	25-52	.481	2-5	.400	6-9	.667	25	44	69	4.1	34	0	4	11	18	7	58	3.4
13	Baker, Jemarl	17-0	154	9.1	12-37	.324	7-27	.259	3-6	.500	0	9	9	0.5	14	0	10	7	1	2	34	2.0
10	David, Jonny	4-0	5	1.3	0-0	.000	0-0	.000	0-0	.000	0	0	0	0.0	0	0	0	1	0	0	0	0.0
Team											19	19	38					9				
Total.....		17	3400		434-916	.474	104-282	.369	275-374	.735	179	455	634	37.3	271	4	227	203	74	100	1247	73.4
Opponents.....		17	3400		377-964	.391	127-385	.330	188-265	.709	164	357	521	30.6	319	-	180	204	59	95	1069	62.9

TEAM STATISTICS	UK	OPP	Date	Opponent	Score	Att.
SCORING	1247	1069	* 1/5/19	at Alabama	L 75-77	12424
Points per game	73.4	62.9	* 1/8/19	TEXAS A&M	w 85-74	22048
Scoring margin	+10.5	-	* 1/12/19	VANDERBILT	w 56-47	22504
FIELD GOALS-ATT	434-916	377-964	* 1/15/19	at Georgia	w 69-49	10523
Field goal pct	.474	.391	* 1/19/19	at #14/12 Auburn	w 82-80	9121
3 POINT FG-ATT	104-282	127-385	* 1/22/19	#22/22 MISSISSIPPI STATE	w 76-55	21449
3-point FG pct	.369	.330	* 1/29/19	at Vanderbilt	w 87-52	12298
3-pt FG made per game	6.1	7.5	* 2/2/19	at Florida	w 65-54	10763
FREE THROWS-ATT	275-374	188-265	* 2/5/19	SOUTH CAROLINA	w 76-48	20496
Free throw pct	.735	.709	* 2/9/19	at RV/#21 Mississippi State	w 71-67	9019
F-Throws made per game	16.2	11.1	* 2/12/19	#19/21 LSU	L 71-73	23490
REBOUNDS	634	521	* 2/16/19	#1/1 TENNESSEE	w 86-69	24467
Rebounds per game	37.3	30.6	* 2/19/19	at Missouri	w 66-58	10703
Rebounding margin	+6.6	-	* 2/23/19	RV/RV AUBURN	w 80-53	23427
ASSISTS	227	180	* 2/26/19	ARKANSAS	w 70-66	21998
Assists per game	13.4	10.6	* 3/2/19	at #7/7 Tennessee	L 52-71	21729
TURNOVERS	203	204	* 3/5/19	at Ole Miss	w 80-76	9500
Turnovers per game	11.9	12.0				
Turnover margin	+0.1	-	* = Conference game			
Assist/turnover ratio	1.1	0.9	1 = Champions Classic Indianapolis (Bankers Life Fieldhouse)			
STEALS	100	95	2 = Ohio Valley Hardwood Showcase Lexington, Ky. (Rupp Arena)			
Steals per game	5.9	5.6	3 = Citi Hoops Classic New York (Madison Square Garden)			
BLOCKS	74	59	4 = CBS Sports Classic Chicago (United Center)			
Blocks per game	4.4	3.5	5 = SEC/Big 12 Challenge Lexington, Ky. (Rupp Arena)			
ATTENDANCE	179879	106080				
Home games-Avg/Game	8-22485	9-11787				
Neutral site-Avg/Game	-	0-0				

Score by Periods	1st	2nd	Totals
Kentucky	624	623	1247
Opponents	519	550	1069



The Automated ScoreBook
 Kentucky Category Leaders (as of Mar 05, 2019)
 All games



Points	G	Pts	Pts/G	Scoring Average	G	Pts	Avg/G
Washington, PJ	30	446	14.9	Washington, PJ	30	446	14.9
Herro, Tyler	30	424	14.1	Herro, Tyler	30	424	14.1
Johnson, Keldon	30	410	13.7	Johnson, Keldon	30	410	13.7
Travis, Reid	26	293	11.3	Travis, Reid	26	293	11.3
Hagans, Ashton	30	228	7.6	Green, Quade	9	72	8.0
Quickley, Immanuel	30	164	5.5	Hagans, Ashton	30	228	7.6
Montgomery, EJ	30	119	4.0	Quickley, Immanuel	30	164	5.5
Richards, Nick	30	116	3.9	Montgomery, EJ	30	119	4.0
Green, Quade	9	72	8.0	Richards, Nick	30	116	3.9
Baker, Jemarl	22	43	2.0	Baker, Jemarl	22	43	2.0
				David, Jonny	7	0	0.0

FG Percentage	FG	Att	Pct	Field Goal Attempts	G	Att	Att/G
Richards, Nick	40	70	.571	Herro, Tyler	30	322	10.7
Washington, PJ	158	301	.525	Washington, PJ	30	301	10.0
Travis, Reid	99	192	.516	Johnson, Keldon	30	299	10.0
Hagans, Ashton	82	170	.482	Travis, Reid	26	192	7.4
Montgomery, EJ	51	107	.477	Hagans, Ashton	30	170	5.7
Johnson, Keldon	139	299	.465				
Herro, Tyler	149	322	.463	Field Goals Made	G	Made	Made/G
Green, Quade	22	49	.449	Washington, PJ	30	158	5.3
Quickley, Immanuel	46	117	.393	Herro, Tyler	30	149	5.0
Baker, Jemarl	15	47	.319	Johnson, Keldon	30	139	4.6
				Travis, Reid	26	99	3.8
				Hagans, Ashton	30	82	2.7

3-Point Percentage	3FG	Att	Pct	3-Point FG Attempts	G	Att	Att/G
Washington, PJ	30	69	.435	Herro, Tyler	30	143	4.8
Green, Quade	11	26	.423	Johnson, Keldon	30	99	3.3
Johnson, Keldon	38	99	.384	Quickley, Immanuel	30	71	2.4
Herro, Tyler	53	143	.371	Washington, PJ	30	69	2.3
Quickley, Immanuel	24	71	.338	Hagans, Ashton	30	38	1.3
Hagans, Ashton	11	38	.289				
Baker, Jemarl	10	36	.278	3-Point FG Made	G	Made	Made/G
Travis, Reid	6	23	.261	Herro, Tyler	30	53	1.8
Montgomery, EJ	2	9	.222	Johnson, Keldon	30	38	1.3
				Washington, PJ	30	30	1.0
				Quickley, Immanuel	30	24	0.8
				Hagans, Ashton	30	11	0.4
				Green, Quade	9	11	1.2

Free Throw Percent	FG	Att	Pct	Free Throw Attempts	G	Att	Att/G
Herro, Tyler	73	78	.936	Washington, PJ	30	150	5.0
Green, Quade	17	19	.895	Johnson, Keldon	30	133	4.4
Quickley, Immanuel	48	58	.828	Travis, Reid	26	122	4.7
Hagans, Ashton	53	71	.746	Herro, Tyler	30	78	2.6
Travis, Reid	89	122	.730	Hagans, Ashton	30	71	2.4
Johnson, Keldon	94	133	.707				
Washington, PJ	100	150	.667	Free Throws Made	G	Made	Made/G
Richards, Nick	36	54	.667	Washington, PJ	30	100	3.3
Montgomery, EJ	15	23	.652	Johnson, Keldon	30	94	3.1
Baker, Jemarl	3	6	.500	Travis, Reid	26	89	3.4
				Herro, Tyler	30	73	2.4
				Hagans, Ashton	30	53	1.8



The Automated ScoreBook
 Kentucky Category Leaders (as of Mar 05, 2019)
 All games



Rebounds	G	Reb	Reb/G	Assists	G	No.	Ast/G
Washington, PJ	30	223	7.4	Hagans, Ashton	30	128	4.3
Travis, Reid	26	179	6.9	Herro, Tyler	30	69	2.3
Johnson, Keldon	30	174	5.8	Washington, PJ	30	57	1.9
Herro, Tyler	30	134	4.5	Johnson, Keldon	30	49	1.6
Montgomery, EJ	30	121	4.0	Quickley, Immanuel	30	40	1.3

Rebound Average	G	Reb	Avg/G	Steals	G	No.	Stl/G
Washington, PJ	30	223	7.4	Hagans, Ashton	30	55	1.8
Travis, Reid	26	179	6.9	Herro, Tyler	30	32	1.1
Johnson, Keldon	30	174	5.8	Washington, PJ	30	25	0.8
Herro, Tyler	30	134	4.5	Johnson, Keldon	30	22	0.7
Montgomery, EJ	30	121	4.0	Quickley, Immanuel	30	14	0.5

Offensive Rebounds	G	No.	Avg/G	Blocked Shots	G	No.	Blk/G
Washington, PJ	30	69	2.3	Richards, Nick	30	44	1.5
Travis, Reid	26	68	2.6	Washington, PJ	30	35	1.2
Montgomery, EJ	30	50	1.7	Montgomery, EJ	30	33	1.1
Richards, Nick	30	49	1.6	Travis, Reid	26	20	0.8
Johnson, Keldon	30	40	1.3	Herro, Tyler	30	10	0.3

Defensive Rebounds	G	No.	Avg/G	Minutes	G	No.	Min/G
Washington, PJ	30	154	5.1	Herro, Tyler	30	951	31.7
Johnson, Keldon	30	134	4.5	Johnson, Keldon	30	922	30.7
Herro, Tyler	30	123	4.1	Washington, PJ	30	868	28.9
Travis, Reid	26	111	4.3	Hagans, Ashton	30	835	27.8
Montgomery, EJ	30	71	2.4	Travis, Reid	26	720	27.7

Fouls	G	No.	Per/G	Turnovers	G	No.	TO/G
Washington, PJ	30	75	2.5	Hagans, Ashton	30	73	2.4
Richards, Nick	30	67	2.2	Washington, PJ	30	54	1.8
Johnson, Keldon	30	66	2.2	Herro, Tyler	30	50	1.7
Montgomery, EJ	30	62	2.1	Johnson, Keldon	30	50	1.7
Travis, Reid	26	61	2.3	Travis, Reid	26	41	1.6

Foulsouts	G	No.
Johnson, Keldon	30	3
Washington, PJ	30	3
Richards, Nick	30	2
Travis, Reid	26	1



The Automated ScoreBook
 Kentucky Opponent Game-by-Game (as of Mar 05, 2019)
 All games



OPPONENT STATISTICS

Opponent	Date	Score		Total		3-Pointers		Free throws		Rebounds				pf	a	t/o	blk	stl	pts	avg
				fg-fga	pct	3fg-fga	pct	ft-fa	pct	off	def	tot	avg							
vs #4/3 Duke	11/6/18	84-118	L	43-79	.544	12-26	.462	20-29	.690	13	25	38	38.0	26	22	4	3	10	118	118.0
SOUTHERN ILLINOIS	11/9/18	71-59	W	23-56	.411	5-16	.313	8-12	.667	7	12	19	28.5	24	13	13	2	7	59	88.5
NORTH DAKOTA	11/14/18	96-58	W	19-48	.396	7-19	.368	13-18	.722	5	10	15	24.0	19	8	20	5	5	58	78.3
VMI	11/18/18	92-82	W	29-62	.468	19-38	.500	5-5	1.000	6	16	22	23.5	26	14	13	1	2	82	79.2
WINTHROP	11/21/18	87-74	W	28-59	.475	13-28	.464	5-8	.625	2	20	22	23.2	21	16	19	0	4	74	78.2
TENNESSEE STATE	11/23/18	77-62	W	22-54	.407	6-16	.375	12-19	.632	10	18	28	24.0	29	11	19	1	5	62	75.5
MONMOUTH	11/28/18	90-44	W	16-58	.276	2-16	.125	10-16	.625	13	12	25	24.1	21	4	16	2	6	44	71.0
UNCG	12/1/18	78-61	W	24-67	.358	7-20	.350	6-10	.600	12	18	30	24.9	17	7	11	3	8	61	69.8
vs Seton Hall	12/8/18	83-84	Lot	27-59	.458	11-26	.423	19-26	.731	10	25	35	26.0	25	15	16	5	8	84	71.3
UTAH	12/15/18	88-61	W	24-54	.444	7-23	.304	6-8	.750	13	18	31	26.5	15	12	18	2	2	61	70.3
vs #9/10 North Carolina	12/22/18	80-72	W	27-63	.429	7-18	.389	11-16	.688	5	28	33	27.1	19	18	18	3	8	72	70.5
at RV/RV Louisville	12/29/18	71-58	W	20-55	.364	5-20	.250	13-19	.684	13	20	33	27.6	12	7	12	2	5	58	69.4
at Alabama	1/5/19	75-77	L	27-59	.458	10-23	.435	13-17	.765	7	33	40	28.5	16	14	17	4	2	77	70.0
TEXAS A&M	1/8/19	85-74	W	27-56	.482	8-17	.471	12-13	.923	8	21	29	28.6	19	8	19	3	8	74	70.3
VANDERBILT	1/12/19	56-47	W	17-47	.362	7-25	.280	6-12	.500	7	14	21	28.1	14	6	12	4	4	47	68.7
at Georgia	1/15/19	69-49	W	17-56	.304	4-27	.148	11-16	.688	12	23	35	28.5	15	12	14	4	5	49	67.5
at #14/12 Auburn	1/19/19	82-80	W	26-56	.464	13-30	.433	15-20	.750	7	19	26	28.4	25	17	11	4	5	80	68.2
#22/22 MISSISSIPPI STAT	1/22/19	76-55	W	19-61	.311	3-20	.150	14-18	.778	15	21	36	28.8	18	5	15	6	8	55	67.5
#9/10 KANSAS	1/26/19	71-63	W	23-63	.365	9-23	.391	8-11	.727	9	27	36	29.2	21	9	8	2	4	63	67.3
at Vanderbilt	1/29/19	87-52	W	17-46	.370	9-24	.375	9-18	.500	9	20	29	29.2	19	10	20	3	2	52	66.5
at Florida	2/2/19	65-54	W	22-63	.349	5-19	.263	5-10	.500	12	22	34	29.4	15	7	9	6	7	54	65.9
SOUTH CAROLINA	2/5/19	76-48	W	19-53	.358	5-17	.294	5-14	.357	9	18	27	29.3	19	10	19	2	6	48	65.1
at RV/#21 Mississippi State	2/9/19	71-67	W	23-53	.434	7-16	.438	14-18	.778	8	20	28	29.2	19	7	9	6	7	67	65.2
#19/21 LSU	2/12/19	71-73	L	24-56	.429	6-21	.286	19-22	.864	9	23	32	29.3	17	11	8	4	8	73	65.5
#1/1 TENNESSEE	2/16/19	86-69	W	24-59	.407	7-25	.280	14-18	.778	9	17	26	29.2	25	11	9	1	4	69	65.6
at Missouri	2/19/19	66-58	W	22-59	.373	9-27	.333	5-7	.714	16	18	34	29.4	21	11	12	0	4	58	65.3
RV/RV AUBURN	2/23/19	80-53	W	19-58	.328	8-27	.296	7-11	.636	8	16	24	29.2	12	8	9	1	6	53	64.9
ARKANSAS	2/26/19	70-66	W	23-61	.377	10-20	.500	10-15	.667	10	17	27	29.1	23	14	7	3	7	66	64.9
at #7/7 Tennessee	3/2/19	52-71	L	27-62	.435	8-22	.364	9-14	.643	8	28	36	29.3	22	15	5	5	8	71	65.1
at Ole Miss	3/5/19	80-76	W	24-59	.407	8-25	.320	20-22	.909	10	27	37	29.6	20	14	9	3	4	76	65.5
Opponents		1965		702-1741	.403	237-674	.352	324-462	.701	282	606	888	29.6	594	336	391	90	169	1965	65.5
Kentucky		2315		801-1674	.478	185-514	.360	528-714	.739	349	806	1155	38.5	483	416	384	152	183	2315	77.2

Games played: 30
 Points/game: 65.5
 FG Pct: 40.3
 3FG Pct: 35.2
 FT Pct: 70.1

Rebounds/game: 29.6
 Assists/game: 11.2
 Turnovers/game: 13.0
 Assist/turnover ratio: 0.9
 Steals/game: 5.6
 Blocks/game: 3.0



The Automated ScoreBook
 Kentucky Team High/Low Analysis (as of Mar 05, 2019)
 All games



Kentucky - TEAM GAME HIGHS

POINTS	96	NORTH DAKOTA (11/14/18)
	92	VMI (11/18/18)
	90	MONMOUTH (11/28/18)
	88	UTAH (12/15/18)
	87	at Vanderbilt (1/29/19)
FIELD GOALS MADE	87	WINTHROP (11/21/18)
	34	UTAH (12/15/18)
FIELD GOAL ATTEMPTS	33	NORTH DAKOTA (11/14/18)
	65	at Alabama (1/5/19)
FIELD GOAL PERCENTAGE	65	vs #9/10 North Carolina (12/22/18)
	.586 (34-58)	UTAH (12/15/18)
3 PT FIELD GOALS MADE	.566 (30-53)	MONMOUTH (11/28/18)
	12	UTAH (12/15/18)
3 PT FG ATTEMPTS	11	RV/RV AUBURN (2/23/19)
	26	vs #9/10 North Carolina (12/22/18)
3 PT FG PERCENTAGE	24	RV/RV AUBURN (2/23/19)
	24	MONMOUTH (11/28/18)
FREE THROWS MADE	.588 (10-17)	at Vanderbilt (1/29/19)
	.571 (12-21)	UTAH (12/15/18)
FREE THROW ATTEMPTS	29	VMI (11/18/18)
	28	vs #4/3 Duke (11/6/18)
FREE THROW PERCENTAGE	41	TENNESSEE STATE (11/23/18)
	38	vs #4/3 Duke (11/6/18)
REBOUNDS	.913 (21-23)	TEXAS A&M (1/8/19)
	.870 (20-23)	MONMOUTH (11/28/18)
ASSISTS	50	SOUTH CAROLINA (2/5/19)
	49	#9/10 KANSAS (1/26/19)
STEALS	24	vs #9/10 North Carolina (12/22/18)
	20	WINTHROP (11/21/18)
BLOCKED SHOTS	12	vs #9/10 North Carolina (12/22/18)
	12	NORTH DAKOTA (11/14/18)
TURNOVERS	8	#9/10 KANSAS (1/26/19)
	8	#22/22 MISSISSIPPI STATE (1/22/19)
FOULS	8	at RV/RV Louisville (12/29/18)
	8	vs #9/10 North Carolina (12/22/18)
FOULS	19	WINTHROP (11/21/18)
	19	SOUTHERN ILLINOIS (11/9/18)
FOULS	25	vs #4/3 Duke (11/6/18)
	21	at RV/RV Louisville (12/29/18)
FOULS	21	vs Seton Hall (12/8/18)
	21	vs Seton Hall (12/8/18)



The Automated ScoreBook
 Kentucky High/Low Analysis (as of Mar 05, 2019)
 All games



Opponent - GAME HIGHS

POINTS	118		vs #4/3 Duke (11/6/18)
	84		vs Seton Hall (12/8/18)
	82		VMI (11/18/18)
	80		at #14/12 Auburn (1/19/19)
	77		at Alabama (1/5/19)
FIELD GOALS MADE	43		vs #4/3 Duke (11/6/18)
	29		VMI (11/18/18)
FIELD GOAL ATTEMPTS	79		vs #4/3 Duke (11/6/18)
	67		UNCG (12/1/18)
FIELD GOAL PERCENTAGE	.544	(43-79)	vs #4/3 Duke (11/6/18)
	.482	(27-56)	TEXAS A&M (1/8/19)
3 PT FIELD GOALS MADE	19		VMI (11/18/18)
	13		at #14/12 Auburn (1/19/19)
	13		WINTHROP (11/21/18)
3 PT FG ATTEMPTS	38		VMI (11/18/18)
	30		at #14/12 Auburn (1/19/19)
3 PT FG PERCENTAGE	.500	(19-38)	VMI (11/18/18)
	.500	(10-20)	ARKANSAS (2/26/19)
FREE THROWS MADE	20		at Ole Miss (3/5/19)
	20		vs #4/3 Duke (11/6/18)
FREE THROW ATTEMPTS	29		vs #4/3 Duke (11/6/18)
	26		vs Seton Hall (12/8/18)
FREE THROW PERCENTAGE	1.000	(5-5)	VMI (11/18/18)
	.923	(12-13)	TEXAS A&M (1/8/19)
REBOUNDS	40		at Alabama (1/5/19)
	38		vs #4/3 Duke (11/6/18)
ASSISTS	22		vs #4/3 Duke (11/6/18)
	18		vs #9/10 North Carolina (12/22/18)
STEALS	10		vs #4/3 Duke (11/6/18)
	8		at #7/7 Tennessee (3/2/19)
	8		#19/21 LSU (2/12/19)
	8		#22/22 MISSISSIPPI STATE (1/22/19)
	8		TEXAS A&M (1/8/19)
	8		vs #9/10 North Carolina (12/22/18)
	8		vs Seton Hall (12/8/18)
	8		UNCG (12/1/18)
BLOCKED SHOTS	6		at RV/#21 Mississippi State (2/9/19)
	6		at Florida (2/2/19)
	6		#22/22 MISSISSIPPI STATE (1/22/19)
TURNOVERS	20		at Vanderbilt (1/29/19)
	20		NORTH DAKOTA (11/14/18)
FOULS	29		TENNESSEE STATE (11/23/18)
	26		VMI (11/18/18)
	26		vs #4/3 Duke (11/6/18)



The Automated ScoreBook
 Kentucky High/Low Analysis (as of Mar 05, 2019)
 All games



Kentucky - GAME LOWS

POINTS	52		at #7/7 Tennessee (3/2/19)
	56		VANDERBILT (1/12/19)
	65		at Florida (2/2/19)
	66		at Missouri (2/19/19)
	69		at Georgia (1/15/19)
FIELD GOALS MADE	14		at #7/7 Tennessee (3/2/19)
	20		at Missouri (2/19/19)
FIELD GOAL ATTEMPTS	42		at Missouri (2/19/19)
	42		ARKANSAS (2/26/19)
FIELD GOAL PERCENTAGE	.318	(14-44)	at #7/7 Tennessee (3/2/19)
	.391	(25-64)	#9/10 KANSAS (1/26/19)
3 PT FIELD GOALS MADE	4		vs #4/3 Duke (11/6/18)
	4		SOUTHERN ILLINOIS (11/9/18)
	4		TENNESSEE STATE (11/23/18)
	4		VANDERBILT (1/12/19)
	4		at Georgia (1/15/19)
	4		#9/10 KANSAS (1/26/19)
	4		at Ole Miss (3/5/19)
3 PT FG ATTEMPTS	9		at Ole Miss (3/5/19)
	11		at Georgia (1/15/19)
3 PT FG PERCENTAGE	.222	(4-18)	#9/10 KANSAS (1/26/19)
	.235	(4-17)	vs #4/3 Duke (11/6/18)
FREE THROWS MADE	7		at RV/RV Louisville (12/29/18)
	8		UTAH (12/15/18)
	8		VANDERBILT (1/12/19)
FREE THROW ATTEMPTS	11		at RV/RV Louisville (12/29/18)
	11		at Georgia (1/15/19)
FREE THROW PERCENTAGE	.571	(8-14)	VANDERBILT (1/12/19)
	.588	(10-17)	at RV/#21 Mississippi State (2/9/19)
REBOUNDS	23		UTAH (12/15/18)
	28		TEXAS A&M (1/8/19)
	28		at Missouri (2/19/19)
ASSISTS	8		TENNESSEE STATE (11/23/18)
	10		VANDERBILT (1/12/19)
	10		at Missouri (2/19/19)
STEALS	1		vs #4/3 Duke (11/6/18)
	3		vs Seton Hall (12/8/18)
	3		#19/21 LSU (2/12/19)
	3		at Missouri (2/19/19)
	3		at #7/7 Tennessee (3/2/19)
BLOCKED SHOTS	1		at Alabama (1/5/19)
	1		SOUTH CAROLINA (2/5/19)
	1		#19/21 LSU (2/12/19)
TURNOVERS	6		UTAH (12/15/18)
	7		at Vanderbilt (1/29/19)
	7		at Ole Miss (3/5/19)
FOULS	10		UTAH (12/15/18)
	10		RV/RV AUBURN (2/23/19)



The Automated ScoreBook
 Kentucky High/Low Analysis (as of Mar 05, 2019)
 All games



Opponent - GAME LOWS

POINTS	44		MONMOUTH (11/28/18)
	47		VANDERBILT (1/12/19)
	48		SOUTH CAROLINA (2/5/19)
	49		at Georgia (1/15/19)
	52		at Vanderbilt (1/29/19)
FIELD GOALS MADE	16		MONMOUTH (11/28/18)
	17		VANDERBILT (1/12/19)
	17		at Georgia (1/15/19)
	17		at Vanderbilt (1/29/19)
FIELD GOAL ATTEMPTS	46		at Vanderbilt (1/29/19)
	47		VANDERBILT (1/12/19)
FIELD GOAL PERCENTAGE	.276	(16-58)	MONMOUTH (11/28/18)
	.304	(17-56)	at Georgia (1/15/19)
3 PT FIELD GOALS MADE	2		MONMOUTH (11/28/18)
	3		#22/22 MISSISSIPPI STATE (1/22/19)
3 PT FG ATTEMPTS	16		SOUTHERN ILLINOIS (11/9/18)
	16		TENNESSEE STATE (11/23/18)
	16		MONMOUTH (11/28/18)
	16		at RV/#21 Mississippi State (2/9/19)
3 PT FG PERCENTAGE	.125	(2-16)	MONMOUTH (11/28/18)
	.148	(4-27)	at Georgia (1/15/19)
FREE THROWS MADE	5		VMI (11/18/18)
	5		WINTHROP (11/21/18)
	5		at Florida (2/2/19)
	5		SOUTH CAROLINA (2/5/19)
	5		at Missouri (2/19/19)
FREE THROW ATTEMPTS	5		VMI (11/18/18)
	7		at Missouri (2/19/19)
FREE THROW PERCENTAGE	.357	(5-14)	SOUTH CAROLINA (2/5/19)
	.500	(5-10)	at Florida (2/2/19)
	.500	(6-12)	VANDERBILT (1/12/19)
	.500	(9-18)	at Vanderbilt (1/29/19)
REBOUNDS	15		NORTH DAKOTA (11/14/18)
	19		SOUTHERN ILLINOIS (11/9/18)
ASSISTS	4		MONMOUTH (11/28/18)
	5		#22/22 MISSISSIPPI STATE (1/22/19)
STEALS	2		VMI (11/18/18)
	2		UTAH (12/15/18)
	2		at Alabama (1/5/19)
	2		at Vanderbilt (1/29/19)
BLOCKED SHOTS	0		WINTHROP (11/21/18)
	0		at Missouri (2/19/19)
TURNOVERS	4		vs #4/3 Duke (11/6/18)
	5		at #7/7 Tennessee (3/2/19)
FOULS	12		at RV/RV Louisville (12/29/18)
	12		RV/RV AUBURN (2/23/19)



The Automated ScoreBook
 Kentucky Player High/Low Analysis (as of Mar 05, 2019)
 All games



Kentucky - INDIVIDUAL GAME HIGHS

Points	29		Herro, Tyler vs Arkansas (2/26/19)
	29		Washington, PJ vs Seton Hall (12/8/18)
	27		Johnson, Keldon vs Tennessee State (11/23/18)
	26		Washington, PJ at Vanderbilt (1/29/19)
	25		Washington, PJ vs North Dakota (11/14/18)
Field Goals Made	10		Herro, Tyler at RV/RV Louisville (12/29/18)
	9		Johnson, Keldon at Ole Miss (3/5/19)
	9		Herro, Tyler vs Arkansas (2/26/19)
	9		Washington, PJ vs RV/RV Auburn (2/23/19)
	9		Washington, PJ vs #1/1 Tennessee (2/16/19)
	9		Washington, PJ at RV/#21 Mississippi State (2/9/19)
	9		Washington, PJ at Vanderbilt (1/29/19)
	9		Washington, PJ vs #22/22 Mississippi State (1/22/19)
	9		Hagans, Ashton at Georgia (1/15/19)
	9		Washington, PJ vs North Dakota (11/14/18)
Field Goal Att.	18		Johnson, Keldon at Ole Miss (3/5/19)
	18		Hagans, Ashton at Georgia (1/15/19)
FG Pct (min 5 made)	.900	(9-10)	Herro, Tyler vs Arkansas (2/26/19)
	.889	(8-9)	Johnson, Keldon vs Utah (12/15/18)
3-Point FG Made	6		Johnson, Keldon vs Utah (12/15/18)
	5		Herro, Tyler vs Arkansas (2/26/19)
	5		Washington, PJ vs RV/RV Auburn (2/23/19)
3-Point FG Att.	8		Washington, PJ vs RV/RV Auburn (2/23/19)
	8		Herro, Tyler vs #9/10 North Carolina (12/22/18)
	8		Herro, Tyler vs Winthrop (11/21/18)
3-Pt FG Pct (min 2 made)	1.000	(3-3)	Washington, PJ at RV/#21 Mississippi State (2/9/19)
	1.000	(3-3)	Washington, PJ at Vanderbilt (1/29/19)
	1.000	(3-3)	Herro, Tyler vs #22/22 Mississippi State (1/22/19)
	1.000	(2-2)	Baker, Jemarl at Vanderbilt (1/29/19)
	1.000	(2-2)	Baker, Jemarl at Georgia (1/15/19)
	1.000	(2-2)	Quickley, Immanuel vs Texas A&M (1/8/19)
	1.000	(2-2)	Baker, Jemarl vs Utah (12/15/18)
Free Throws Made	13		Johnson, Keldon vs Tennessee State (11/23/18)
	12		Washington, PJ vs Seton Hall (12/8/18)
	18		Johnson, Keldon vs Tennessee State (11/23/18)
	13		Washington, PJ at #7/7 Tennessee (3/2/19)
	13		Washington, PJ vs Seton Hall (12/8/18)
Free Throw Att.	13		Travis, Reid vs #4/3 Duke (11/6/18)
	1.000	(8-8)	Herro, Tyler at Missouri (2/19/19)
	1.000	(6-6)	Herro, Tyler vs Arkansas (2/26/19)
	1.000	(6-6)	Quickley, Immanuel vs VMI (11/18/18)
	1.000	(6-6)	Quickley, Immanuel vs #4/3 Duke (11/6/18)
	1.000	(5-5)	Herro, Tyler vs #22/22 Mississippi State (1/22/19)
	1.000	(5-5)	Herro, Tyler at #14/12 Auburn (1/19/19)
	1.000	(5-5)	Travis, Reid at #14/12 Auburn (1/19/19)
	1.000	(5-5)	Herro, Tyler vs #4/3 Duke (11/6/18)
	1.000	(4-4)	Hagans, Ashton at Missouri (2/19/19)
	1.000	(4-4)	Johnson, Keldon at RV/#21 Mississippi State (2/9/19)
	1.000	(4-4)	Herro, Tyler at Florida (2/2/19)
	1.000	(4-4)	Herro, Tyler at Georgia (1/15/19)
1.000	(4-4)	Herro, Tyler vs Texas A&M (1/8/19)	
1.000	(4-4)	Johnson, Keldon vs Texas A&M (1/8/19)	
1.000	(4-4)	Johnson, Keldon at RV/RV Louisville (12/29/18)	

	1.000	(4-4)	Green, Quade vs Winthrop (11/21/18)
	1.000	(4-4)	Green, Quade vs VMI (11/18/18)
	1.000	(3-3)	Johnson, Keldon at Missouri (2/19/19)
	1.000	(3-3)	Hagans, Ashton vs UNCG (12/1/18)
	1.000	(3-3)	Herro, Tyler vs North Dakota (11/14/18)
Rebounds	19		Richards, Nick vs Southern Illinois (11/9/18)
	18		Washington, PJ vs VMI (11/18/18)
Assists	9		Hagans, Ashton at RV/#21 Mississippi State (2/9/19)
	9		Hagans, Ashton vs #22/22 Mississippi State (1/22/19)
Steals	8		Hagans, Ashton vs #9/10 North Carolina (12/22/18)
	5		Hagans, Ashton vs Texas A&M (1/8/19)
	5		Herro, Tyler vs Monmouth (11/28/18)
	5		Herro, Tyler vs North Dakota (11/14/18)
Blocked Shots	5		Richards, Nick vs #9/10 Kansas (1/26/19)
	4		Montgomery, EJ at Ole Miss (3/5/19)
	4		Richards, Nick at Vanderbilt (1/29/19)
	4		Washington, PJ vs #22/22 Mississippi State (1/22/19)
	4		Washington, PJ at RV/RV Louisville (12/29/18)
	4		Washington, PJ vs Seton Hall (12/8/18)
Turnovers	6		Hagans, Ashton vs South Carolina (2/5/19)
	5		Herro, Tyler at #7/7 Tennessee (3/2/19)
	5		Hagans, Ashton vs Vanderbilt (1/12/19)
	5		Travis, Reid at Alabama (1/5/19)
	5		Hagans, Ashton vs #9/10 North Carolina (12/22/18)
	5		Washington, PJ vs Southern Illinois (11/9/18)
Fouls	5		Richards, Nick at Ole Miss (3/5/19)
	5		Washington, PJ at RV/#21 Mississippi State (2/9/19)
	5		Johnson, Keldon vs #22/22 Mississippi State (1/22/19)
	5		Johnson, Keldon vs Vanderbilt (1/12/19)
	5		Johnson, Keldon vs #9/10 North Carolina (12/22/18)
	5		Travis, Reid vs Seton Hall (12/8/18)
	5		Washington, PJ vs Monmouth (11/28/18)
	5		Richards, Nick vs North Dakota (11/14/18)
	5		Washington, PJ vs #4/3 Duke (11/6/18)
Minutes	43		Johnson, Keldon vs Seton Hall (12/8/18)
	39		Herro, Tyler vs #19/21 LSU (2/12/19)
	38		Herro, Tyler at Ole Miss (3/5/19)
	38		Johnson, Keldon at Ole Miss (3/5/19)
	38		Herro, Tyler vs #9/10 Kansas (1/26/19)
	38		Travis, Reid vs #9/10 North Carolina (12/22/18)



The Automated ScoreBook
 Kentucky Opponent High/Low Analysis (as of Mar 05, 2019)
 All games



OPPONENT INDIVIDUAL GAME HIGHS

Points	35		Parham, Bubba vs VMI (11/18/18)
	33		R.J. Barrett vs #4/3 Duke (11/6/18)
	28		BROWN, Bryce at #14/12 Auburn (1/19/19)
	28		POWELL,MYLES vs Seton Hall (12/8/18)
	28		Zion Williamson vs #4/3 Duke (11/6/18)
Field Goals Made	13		R.J. Barrett vs #4/3 Duke (11/6/18)
	11		Bone, Jordan at #7/7 Tennessee (3/2/19)
	11		Parham, Bubba vs VMI (11/18/18)
Field Goal Att.	11		Zion Williamson vs #4/3 Duke (11/6/18)
	26		R.J. Barrett vs #4/3 Duke (11/6/18)
	20		Parham, Bubba vs VMI (11/18/18)
FG Pct (min 5 made)	1.000	(5-5)	Williams, Emmitt vs #19/21 LSU (2/12/19)
	.889	(8-9)	BROWN, Bryce at #14/12 Auburn (1/19/19)
3-Point FG Made	10		Parham, Bubba vs VMI (11/18/18)
	6		BROWN, Bryce at #14/12 Auburn (1/19/19)
	6		Mack, Tevin at Alabama (1/5/19)
	6		POWELL,MYLES vs Seton Hall (12/8/18)
3-Point FG Att.	16		Parham, Bubba vs VMI (11/18/18)
	11		POWELL,MYLES vs Seton Hall (12/8/18)
3-Pt FG Pct (min 2 made)	1.000	(5-5)	Bone, Jordan at #7/7 Tennessee (3/2/19)
	1.000	(2-2)	Williams, Grant vs #1/1 Tennessee (2/16/19)
	1.000	(2-2)	Davis, Tripp vs Tennessee State (11/23/18)
	1.000	(2-2)	Zunic, Kyle vs Winthrop (11/21/18)
	1.000	(2-2)	Falden, Charles vs Winthrop (11/21/18)
Free Throws Made	8		Tyree,Breein at Ole Miss (3/5/19)
	8		Williams, Grant at #7/7 Tennessee (3/2/19)
	8		Williams, Grant vs #1/1 Tennessee (2/16/19)
	8		Waters, Tremont vs #19/21 LSU (2/12/19)
Free Throw Att.	11		Williams, Grant at #7/7 Tennessee (3/2/19)
	10		Tyree,Breein at Ole Miss (3/5/19)
FT Pct (min 3 made)	1.000	(8-8)	Waters, Tremont vs #19/21 LSU (2/12/19)
	1.000	(7-7)	Cam Reddish vs #4/3 Duke (11/6/18)
	1.000	(6-6)	Stevens, Bruce at Ole Miss (3/5/19)
	1.000	(6-6)	BROWN, Bryce at #14/12 Auburn (1/19/19)
	1.000	(6-6)	Ingram, Dazon at Alabama (1/5/19)
	1.000	(6-6)	CALE,MYLES vs Seton Hall (12/8/18)
	1.000	(5-5)	Davis, Terence at Ole Miss (3/5/19)
	1.000	(4-4)	Sills, Desi vs Arkansas (2/26/19)
	1.000	(4-4)	Smart, Javonte vs #19/21 LSU (2/12/19)
	1.000	(4-4)	Lawson, Detric vs #9/10 Kansas (1/26/19)
	1.000	(4-4)	Weatherspoon, Nick vs #22/22 Mississippi State (1/22/19)
	1.000	(4-4)	Chandler, Jay Jay vs Texas A&M (1/8/19)
	1.000	(4-4)	Mekowulu, Christian vs Texas A&M (1/8/19)
	1.000	(4-4)	MCKNIGHT,QUINCY vs Seton Hall (12/8/18)
	1.000	(3-3)	Weatherspoon, Q vs #22/22 Mississippi State (1/22/19)
1.000	(3-3)	Seventh Woods vs #9/10 North Carolina (12/22/18)	
1.000	(3-3)	Falden, Charles vs Winthrop (11/21/18)	
1.000	(3-3)	Parham, Bubba vs VMI (11/18/18)	
Rebounds	15		Lawson, Detric vs #9/10 Kansas (1/26/19)
	13		Woodard, Robert vs #22/22 Mississippi State (1/22/19)
Assists	7		Tre Jones vs #4/3 Duke (11/6/18)
	6		Turner, Lamonte at #7/7 Tennessee (3/2/19)
	6		Bone, Jordan vs #1/1 Tennessee (2/16/19)

	6	HARPER, Jared at #14/12 Auburn (1/19/19)
	6	Jones, Herbert at Alabama (1/5/19)
	6	R.J. Barrett vs #4/3 Duke (11/6/18)
Steals	4	MCKNIGHT,QUINCY vs Seton Hall (12/8/18)
	4	Cam Reddish vs #4/3 Duke (11/6/18)
Blocked Shots	3	Hayes, Kevarrius at Florida (2/2/19)
	3	Ado, Abdul vs #22/22 Mississippi State (1/22/19)
	3	NZEI,MICHAEL vs Seton Hall (12/8/18)
Turnovers	7	Pickett, Adam vs Winthrop (11/21/18)
	6	MCKNIGHT,QUINCY vs Seton Hall (12/8/18)
Fouls	5	Hinson,Blake at Ole Miss (3/5/19)
	5	Alexander, Kyle at #7/7 Tennessee (3/2/19)
	5	PICKETT, Javon at Missouri (2/19/19)
	5	Alexander, Kyle vs #1/1 Tennessee (2/16/19)
	5	Schofield, Admiral vs #1/1 Tennessee (2/16/19)
	5	Frink, Alanzo vs South Carolina (2/5/19)
	5	Wetzell, Yanni at Vanderbilt (1/29/19)
	5	Dotson, Devon vs #9/10 Kansas (1/26/19)
	5	Holman, Aric vs #22/22 Mississippi State (1/22/19)
	5	Perry, Reggie vs #22/22 Mississippi State (1/22/19)
	5	SPENCER, Horace at #14/12 Auburn (1/19/19)
	5	MCLEMORE, Anfernee at #14/12 Auburn (1/19/19)
	5	MAMUKELASHVILI,S vs Seton Hall (12/8/18)
	5	RHODEN,JARED vs Seton Hall (12/8/18)
	5	NZEI,MICHAEL vs Seton Hall (12/8/18)
	5	Dickey, James vs UNCG (12/1/18)
	5	Hamilton, Eric vs UNCG (12/1/18)
	5	Traore, Mustapha vs Monmouth (11/28/18)
	5	Ukaegbu, Jermaine vs Winthrop (11/21/18)
	5	Stephens, Jake vs VMI (11/18/18)
	5	Fletcher, Armon vs Southern Illinois (11/9/18)



The Automated ScoreBook
 Kentucky Team Game-by-Game Comparison (as of Mar 05, 2019)
 All games



Opponent	1st	2nd	Score	Mar	Total FG	FG Pct	3-Pointers	3FG Pct	Free Throws	FT Pct	Rebounds	Assist	T/Over	Block	Steal	Fouls
#4/3 Duke	42/59	42/59	84-118	(34)	26-59/43-79	.441/.544	4-17/12-26	.235/.462	28-38/20-29	.737/.690	37/38 (1)	17/22	15/4	5/3	1/10	25/26
SOUTHERN ILLINOIS	31/28	40/31	71-59	+12	24-54/23-56	.444/.411	4-14/5-16	.286/.313	19-27/8-12	.704/.667	48/19 +29	11/13	19/13	6/2	5/7	15/24
NORTH DAKOTA	46/25	50/33	96-58	+38	33-62/19-48	.532/.396	6-13/7-19	.462/.368	24-30/13-18	.800/.722	45/15 +30	15/8	13/20	5/5	12/5	15/19
VMI	48/34	44/48	92-82	+10	29-59/29-62	.492/.468	5-14/19-38	.357/.500	29-35/5-5	.829/1000	43/22 +21	15/14	11/13	6/1	6/2	12/26
WINTHROP	51/37	36/37	87-74	+13	31-55/28-59	.564/.475	7-18/13-28	.389/.464	18-24/5-8	.750/.625	37/22 +15	20/16	19/19	6/0	8/4	16/21
TENNESSEE STATE	35/27	42/35	77-62	+15	23-52/22-54	.442/.407	4-15/6-16	.267/.375	27-41/12-19	.659/.632	37/28 +9	8/11	14/19	5/1	4/5	14/29
MONMOUTH	44/22	46/22	90-44	+46	30-53/16-58	.566/.276	10-24/2-16	.417/.125	20-23/10-16	.870/.625	40/25 +15	15/4	14/16	5/2	8/6	16/21
UNCG	37/40	41/21	78-61	+17	28-58/24-67	.483/.358	5-12/7-20	.417/.350	17-24/6-10	.708/.600	46/30 +16	12/7	17/11	4/3	5/8	15/17
Seton Hall	31/25	39/45	83-84	(1)	27-62/27-59	.435/.458	5-20/11-26	.250/.423	24-30/19-26	.800/.731	38/35 +3	14/15	15/16	7/5	3/8	21/25
UTAH	41/27	47/34	88-61	+27	34-58/24-54	.586/.444	12-21/7-23	.571/.304	8-12/6-8	.667/.750	23/31 (8)	13/12	6/18	5/2	6/2	10/15
#9/10 North Carolina	40/31	40/41	80-72	+8	28-65/27-63	.431/.429	9-26/7-18	.346/.389	15-22/11-16	.682/.688	44/33 +11	24/18	18/18	8/3	12/8	19/19
RV/RV Louisville	35/27	36/31	71-58	+13	29-57/20-55	.509/.364	6-20/5-20	.300/.250	7-11/13-19	.636/.684	34/33 +1	11/7	9/12	8/2	9/5	21/12
Alabama	40/38	35/39	75-77	(2)	28-65/27-59	.431/.458	5-18/10-23	.278/.435	14-17/13-17	.824/.765	32/40 (8)	14/14	11/17	1/4	7/2	15/16
TEXAS A&M	46/34	39/40	85-74	+11	29-56/27-56	.518/.482	6-18/8-17	.333/.471	21-23/12-13	.913/.923	28/29 (1)	16/8	12/19	5/3	11/8	13/19
VANDERBILT	28/30	28/17	56-47	+9	22-44/17-47	.500/.362	4-16/7-25	.250/.280	8-14/6-12	.571/.500	38/21 +17	10/6	15/12	5/4	5/4	14/14
Georgia	35/31	34/18	69-49	+20	28-64/17-56	.438/.304	4-11/4-27	.364/.148	9-11/11-16	.818/.688	43/35 +8	14/12	10/14	4/4	8/5	14/15
#14/12 Auburn	35/27	47/53	82-80	+2	26-48/26-56	.542/.464	6-15/13-30	.400/.433	24-33/15-20	.727/.750	33/26 +7	14/17	13/11	2/4	7/5	20/25
#22/22 MISSISSIPPI STATE	34/26	42/29	76-55	+21	26-59/19-61	.441/.311	8-16/3-20	.500/.150	16-22/14-18	.727/.778	43/36 +7	14/5	16/15	8/6	8/8	17/18
#9/10 KANSAS	30/33	41/30	71-63	+8	25-64/23-63	.391/.365	4-18/9-23	.222/.391	17-23/8-11	.739/.727	49/36 +13	14/9	11/8	8/2	4/4	13/21
Vanderbilt	45/15	42/37	87-52	+35	30-54/17-46	.556/.370	10-17/9-24	.588/.375	17-23/9-18	.739/.500	29/29 -	18/10	7/20	6/3	7/2	20/19
Florida	29/33	36/21	65-54	+11	23-56/22-63	.411/.349	6-21/5-19	.286/.263	13-16/5-10	.813/.500	46/34 +12	13/7	12/9	2/6	4/7	12/15
SOUTH CAROLINA	39/28	37/20	76-48	+28	25-61/19-53	.410/.358	5-16/5-17	.313/.294	21-27/5-14	.778/.357	50/27 +23	11/10	14/19	1/2	11/6	17/19
RV/#21 Mississippi State	40/25	31/42	71-67	+4	27-57/23-53	.474/.434	7-18/7-16	.389/.438	10-17/14-18	.588/.778	35/28 +7	13/7	9/9	4/6	4/7	18/19
#19/21 LSU	40/32	31/41	71-73	(2)	25-60/24-56	.417/.429	5-19/6-21	.263/.286	16-23/19-22	.696/.864	39/32 +7	14/11	9/8	1/4	3/8	17/17
#1/1 TENNESSEE	37/31	49/38	86-69	+17	29-53/24-59	.547/.407	5-13/7-25	.385/.280	23-33/14-18	.697/.778	39/26 +13	14/11	11/9	6/1	6/4	15/25
Missouri	41/23	25/35	66-58	+8	20-42/22-59	.476/.373	7-19/9-27	.368/.333	19-22/5-7	.864/.714	28/34 (6)	10/11	14/12	3/0	3/4	16/21
RV/RV AUBURN	45/31	35/22	80-53	+27	30-55/19-58	.545/.328	11-24/8-27	.458/.296	9-12/7-11	.750/.636	43/24 +19	15/8	11/9	7/1	5/6	10/12
ARKANSAS	28/39	42/27	70-66	+4	21-42/23-61	.500/.377	6-13/10-20	.462/.500	22-32/10-15	.688/.667	40/27 +13	12/14	15/7	7/3	4/7	19/23
#7/7 Tennessee	24/37	28/34	52-71	(19)	14-44/27-62	.318/.435	5-19/8-22	.263/.364	19-29/9-14	.655/.643	39/36 +3	11/15	17/5	5/5	3/8	16/22
Ole Miss	38/39	42/37	80-76	+4	31-56/24-59	.554/.407	4-9/8-25	.444/.320	14-20/20-22	.700/.909	29/37 (8)	14/14	7/9	7/3	4/4	18/20

Note: Game totals are displayed in the format TEAM/OPPONENT for each category