

KENTUCKY (2)



(7) WOFFORD

ABILENE CHRISTIAN (15)



(10) SETON HALL

MIDWEST REGION • MARCH 21-23 • VYSTAR VETERANS MEMORIAL ARENA • JACKSONVILLE, FLORIDA



2018-19 ABILENE CHRISTIAN UNIVERSITY MEN'S

# WILDCAT BASKETBALL

MARCH MADNESS BEGINS HERE



# 2018-19 ACU Radio / TV Roster



**#0 • JAYLEN FRANKLIN**

*Guard*

6-2, 205, sr, 3VL  
Little Rock, Arkansas  
Parkview HS

10.2 ppg, 3.8 rpg, 4.9 apg



**#1 • JAREN LEWIS**

*Forward*

6-6, 215, sr, 3VL  
Orlando, Florida  
Lake Highlands Prep

13.7 ppg, 6.2 rpg, 2.7 apg



**#4 • DAMIEN DANIELS**

*Guard*

5-7, 140, fr, HS  
Kansas City, Missouri  
Hogan Prep

3.5 ppg, 1.5 rpg, 1.8 apg



**#5 • PAYTEN RICKS**

*Guard*

6-2, 190, jr, 2VL  
Wichita, Kansas  
Maize South HS

11.7 ppg, 2.8 rpg, 2.0 apg



**#11 • TOBIAS CAMERON**

*Guard / Forward*

6-5, 210, fr, RS  
Gold Coast,  
Queensland, Australia

0.9 ppg, 0.8 rpg, 0.2 apg



**#14 • TREY LENOX**

*Guard*

6-3, 220, jr, 2VL  
Hot Springs, Arkansas  
Hot Springs HS

2.3 ppg, 1.2 rpg, 0.7 apg



**#15 • HAYDEN FARQUHAR**

*Forward*

6-7, 215, sr, 3VL  
Throckmorton, Texas  
Throckmorton HS

6.5 ppg, 2.6 rpg, 0.8 apg



**#22 • CHASE COBB**

*Guard*

6-1, 190, jr, 1VL  
Richmond, Texas  
Faith West Academy

0.9 ppg, 0.2 rpg, 0.0 apg



**#32 • JOE PLEASANT**

*Forward*

6-8, 220, fr, HS  
Overland Park, Kansas  
Blue Valley NW HS

5. ppg, 2.6 rpg, 0.3 apg



**#33 • PAUL HIEPLER**

*Guard*

6-4, 170, soph, 1VL  
Camarillo, California  
Oaks Christian HS

0.5 ppg, 0.2 rpg, 0.1 apg



**#34 • KOLTON KOHL**

*Center*

7-0, 225, soph, 1VL  
San Angelo, Texas  
Central HS

2.0 ppg, 1.6 rpg, 0.2 apg



**#42 • CLAY GAYMAN**

*Forward*

6-6, 220, fr, HS  
Nevada, Missouri  
Nevada HS

2.1 ppg, 1.0 rpg, 0.3 apg

## ACU MEN'S BASKETBALL COACHING STAFF



**Joe Golding**  
@CoachGoldingACU



**Brette Tanner**  
@Tanner\_ACUhoops



**Ted Crass**  
@CoachCrassACU



**Antonio Bostic**  
@abostic5



**Cam Griffin**  
@CoachCamACU



**Jon Trilli**  
@JTrill22

## NUMERICAL ROSTER

No.	Name	Pos.	Ht.	Wt.	Class	Exp.	Hometown
0	Jaylen Franklin	G	6-2	205	sr	3VL	Little Rock, Ark. (Parkview HS)
1	Jaren Lewis	F	6-6	215	sr	3VL	Orlando, Fla. (Lake Highland Prep)
4	Damien Daniels	G	5-7	140	fr	HS	Kansas City, Mo. (Hogan Prep)
5	Payten Ricks	G	6-2	190	jr	2VL	Wichita, Kan. (Maize South HS)
11	Tobias Cameron	G/F	6-5	210	fr	RS	Gold Coast, Queensland, Aus. (Hillcrest Christian Academy)
14	Trey Lenox	G	6-3	220	jr	2VL	Hot Springs, Ark. (Hot Springs HS)
15	Hayden Farquhar	F	6-7	215	sr	3VL	Throckmorton, Texas (Throckmorton HS)
22	Chase Cobb	G	6-1	190	jr	1VL	Richmond, Texas (Faith West Academy)
32	Joe Pleasant	F	6-8	220	fr	HS	Overland Park, Kan. (Blue Valley NW HS)
33	Paul Hiepler	G	6-4	170	soph	1VL	Camarillo, Calif. (Oaks Christian HS)
34	Kolton Kohl	C	7-0	225	soph	1VL	San Angelo, Texas (S.A. Central HS)
42	Clay Gayman	F	6-6	220	fr	HS	Nevada, Mo. (Nevada HS)
	Hayden Howell	F	6-7	225	sr	3VL	Midwest City, Okla. (Carl Albert HS)

## PRONUNCIATION GUIDE

Hayden Farquhar . . . . . FAR-kwar  
Paul Hiepler . . . . . HIP-ler



# 'TRUST THE PROCESS' FINDING ACU'S ONE SHINING MOMENT

By **LANCE FLEMING**  
ACU Athletics Media Relations

KATY, Texas — The ACU Wildcats have spent the better part of the last three decades searching for their One Shining Moment

They found it last Saturday night at the Merrell Center as the Wildcats beat New Orleans, 77-60, to win the Southland Conference men's basketball championship and advance to the NCAA Tournament. ACU will find out Sunday afternoon its seed, opponent and region, but what became crystal clear Saturday night was this: head coach Joe Golding and his staff and players have written one of the great stories that thrive in March Madness.

Just six years ago, ACU — without a history of sustained success in men's basketball over the previous 30 years — began the transition from NCAA Division II membership to NCAA Division I affiliation. The first season included blowout losses

at Duquesne, Maryland and Iowa and the losses mounted over the next two seasons as ACU learned the hard lessons of life at the Division I level.

But Golding was given time to build a program and recruit the kind of players he knew would win at ACU: tough, selfless kids who would buy into the school, the coaches and the program he was trying to put together. It all started coming together four years ago when a quartet of freshmen — Jaylen Franklin, Jaren Lewis, Hayden Farquhar and Hayden Howell — arrived on campus and began to turn the program's fortunes, along with established foundation players like Parker Wentz, Austin Cooke, Duran Porter, Isaiah Tripp, Drake Green and Alexander Milosavljevic. They later added players like Jalen Little and Tevin Foster to the mix to help the transition.

ACU missed out on the conference tournament last year after a late-season slump, but still registered the program's

first winning regular season (16-15) since 2007-08. The Wildcats also qualified for a postseason berth as they played — and lost in overtime — at Drake in the first round of the collegeinsider.com (CIT) Tourname

That made the goal for 2018-19 simple: put the lessons of the past to use and set about the business of winning games, getting to the conference tournament and playing for a championship. ACU started the season 7-0 and never looked back, running out to an 11-2 non-conference record that led to a 14-4 conference record and runner-up finish. The Wildcats set a program record for wins in the regular season (15) and wins in a conference season, and the 27-6 record heading into the tournament is tied for the most wins in a season in program history.

Not even the loss of starters Jalone Friday and B.J. Maxwell to dismissal from the team in late February could slow the train. ACU responded to their departure by winning four of their last five regular-season games

to clinch the double-bye in the tournament. Then came Friday night's 69-66 semifinal victory over a Southeastern Louisiana team that had punked the Wildcats at Moody on Feb. 23, 48 hours after the two starters were dismissed from the team.

All of that led to last Saturday night, arguably the greatest team moment in the near-100 years of ACU Athletics.

I was asked earlier Saturday afternoon by Lowell Galindo — the play-by-play voice for the game on ESPN2 — to tell him about this team, and I told him it wasn't about this year, but that it was about the last six years.

Joe likes to use the phrase "Trust the Process." In fact, those of us who are around this team on a daily basis should have T-shirts made with the phrase emblazoned across the front. But there are two words in that phrase that have been crucial to building this program: Trust and Process.

The first person Golding had to make believe that ACU could eventually do what they did Saturday night was associate head coach Brette Tanner, who was an assistant coach at Southland Conference lynchpin, Stephen F. Austin. He had done all of the things Golding and ACU were only dreaming of at that point. When he finally convinced his longtime friend to trust him and join him at ACU before the 2013-14 season, Golding called Tanner his "biggest recruit."

Those two then set out changing everything about the program and the mindset of what it takes to win.

But those changes didn't come without doubt, adversity, sleepless nights and long recruiting trips to small gyms across the country. There were blowout losses at Boise State and Loyola-Chicago and Towson and UC-Riverside and San Francisco. But still they trusted.

There were recruiting battle wins and losses. But still they trusted.

There were player dismissals and defections. But still they trusted.

There was the real threat they would be fired. But still they trusted.

And then it began to change.

Those four seniors had nothing to base any expectations on when they chose Abilene and ACU before the 2015-16 season. They chose it because they trusted Golding and Tanner to build the program they had promised them.

It didn't take long for fans to see that those four were special. That they held the promise of changing a program's fortunes. Of providing hope that the Wildcats would go from a program that had no brand or name recognition in the world of college basketball to one that could compete and win at the Division I level.

They won 13 games in each of their first two seasons while Golding and Tanner and the rest of the staff — Ted Crass, Antonio Bostic and, this year, Cam Griffin and Jon Trilli — continued to scour the county for players.

Payten Ricks and Trey Lenox and then Kolton Kohl and Tobias Cameron were all added to the mix to give the coaching staff what they believed was a team that could compete and win at the Division I level.

It began to turn last season as trust met process. The Wildcats finished with 16 wins (the most in a season since 2007-08), had a winning regular season and, despite that late-season slump still got to the postseason for the first time as a Division I program. And it was on the backs of Foster, Franklin, Lewis, Farquhar and others that it happened.

Franklin is, perhaps, the most dynamic player in the history of ACU basketball. And Lewis is one of the quietest, most humble and most ferocious competitors to wear the purple and white. Franklin and Lewis and others who have come after them changed the way the Wildcats played. They played above the rim, something that hadn't been the case at ACU for a couple of decades.

Franklin had at least three dunks in his first game at ACU and longtime observers stared at each other and thought "this is what a Division I basketball team is supposed to look like." His tomahawk dunk over New Orleans big man Scott Plaisance in Saturday night's championship game was the latest example of his stamp on the program.

Lewis was never better in his career than he was Saturday night, finishing with 20 points, six rebounds and three steals and then carrying home tournament MVP honors. He was unstoppable inside, hitting 10 of 17 shots, most of them inside the circle that Golding told his team they had to win in order to walk away with the trophy.

Once again, they trusted him and that trust delivered a championship.


And Farquhar - after struggling to an 0 for 9 shooting game in the semifinals — was huge in the final, finishing with 14 points and eight tough rebounds, and saving his best for last. His back-to-back 3-pointers 30 seconds apart inside the final three minutes put the dagger in UNO and punched ACU's ticket to the Big Dance.

All the practices, film sessions, weight room work, summer days spent working out in Moody while friends were on vacation were all made worth it. All the study hall hours, bus rides, holiday weeks spent on the road instead of with family counted for something when those two 3s splashed home.

The Process was complete. Because they all Trusted.



ACU head coach  
Joe Golding



ACU senior  
forward  
Jaren Lewis



ACU senior  
guard Jaylen Franklin



# WILDCAT BASKETBALL

acusports.com • facebook.com/ACUsports • twitter.com/ACUsports

## 2018-19 ACU SCHEDULE

Non-Conference: 27-6 | Southland: 14-4  
Home: 12-2 | Away: 10-4 | Neutral: 4-0

### NOVEMBER (7-0)

6	Arlington Baptist	W	107-54
9	Arkansas State	W	94-73
15	at Denver	W	67-61
22	vs. Elon (N.C.)	W	72-56
23	at Pacific	W	73-71
24	vs. UC-Riverside	W	60-48
27	Howard Payne	W	90-53

### DECEMBER (4-2)

1	at Pepperdine	L	77-62
4	Campbell	W	83-68
8	Schreiner	W	93-53
15	at Texas Tech	L	82-48
21	at SE Missouri State	W	79-68
29	McMurry	W	88-40

### JANUARY (6-2)

2	* New Orleans	W	68-58
5	* at Sam Houston State	L	71-68
9	* at McNeese	W	73-72
12	* at SE Louisiana	W	75-72
16	* Houston Baptist	W	75-68
19	* Northwestern State	W	78-69
23	* at Stephen F. Austin	L	61-60
26	* Central Arkansas	W	79-56
30	* A&M-Corpus Christi	W	78-71

### FEBRUARY (4-2)

6	* at Lamar	W	75-64
9	* Sam Houston State	L	90-85 (2ot)
13	* at Nicholls	W	64-48
16	* at Incarnate Word	W	68-48
23	* SE Louisiana	L	75-66
27	* at A&M-Corpus Christi	W	73-64

### MARCH (5-0)

2	* at Central Arkansas	W	67-55
5	* Stephen F. Austin	W	72-58
9	* Incarnate Word	W	81-52
^ 15	vs. SE Louisiana	W	69-66
^ 16	vs. New Orleans	W	77-60
& 21	vs. #2 Kentucky (CBS)		6:10 p.m. CST

Bold denotes home games at Moody Coliseum  
\* Southland Conference game  
^ Southland Conference Tournament game

## #15 ACU vs. #2 KENTUCKY

Midwest Region • First Round  
VyStar Veterans Arena • Jacksonville, Fla.  
Thursday, March 21, 2019 • 7:10 p.m. (EST)



https://twitter.com/ACU\_MBB

NCAA  
CBS (TV)

98.1 FM The Ticket

### WILDCATS

27-6 Overall 14-4 Southland

Head Coach . . . . . Joe Golding  
Career Record / Years . . . . . 114-127 / 8  
ACU record / Years . . . . . Same  
vs. UK . . . . . 0-0  
Mid-Major Poll . . . . . #25  
NET Ranking . . . . . 154

Category	Overall	NCAA Rank
Scoring Off.	74.5	121
Scoring Def.	63.1	19
FG Percentage	47.4	40
FG % Defense	43.0	130
3-Pt FG Pct.	38.6	18
3-Pt. FG % Def.	33.2	111
Free Throw %	71.5	146
Reb. / Game	33.1	289
Reb. Margin	+1.7	126
Turnover Margin	+4.6	7
Assists/Game	15.6	34
Steals/Game	8.7	14
Blocks/Game	2.7	253



- VS -



### WILDCATS

27-62 Overall 15-6 Southeast

Head Coach . . . . . John Calipari  
Career Record / Years . . . . . 747-210 / 27  
UK record / Years . . . . . 302-70 / 10  
vs. ACU . . . . . 0-0  
AP / USA Today . . . . . 4 / 4  
NET Ranking . . . . . 6

Category	Overall	NCAA Rank
Scoring Off.	76.7	73
Scoring Def.	65.4	37
FG Percentage	47.8	28
FG % Defense	30.3	26
3-Pt FG Pct.	36.4	85
3-Pt. FG % Def.	35.0	220
Free Throw %	74.0	69
Reb. / Game	38.4	35
Reb. Margin	+9.0	5
Turnover Margin	-0.1	188
Assists/Game	13.8	139
Steals/Game	6.0	204
Blocks/Game	5.1	12

### THE SERIES First Meeting

In Abilene	N/A
In Lexington, Ky.	N/A
Trend	N/A
Last Game	N/A

**FOLLOW THE WILDCATS**

Online . . . . . acusports.com  
Twitter . . . . . @ACU\_MBB  
Facebook . . . . . /AcuWildcatMensBasketball  
Instagram . . . . . /@acu\_mbb

### ACU PROJECTED STARTING LINEUP



**0 JAYLEN FRANKLIN**  
G • 6-2 • 205 • sr • 3VL  
Little Rock, Arkansas • Parkview HS

GP-GS	FG%	3-Pt%	FT%	PPG	RPG	APG
33-33	.540	.444	.600	10.2	3.8	4.9

- Third team All-Southland Conference selection
- Selected to All-Defensive Team for 2nd straight year
- Third in Southland in total assists (157)
- T-10th among active Division I players in steals (218)
- Ranks 2nd in ACU DI history in scoring (1441 points)
- Selected to all-Southland Tournament team



**1 JAREN LEWIS**  
F • 6-6 • 215 • sr • 3VL  
Orlando, Florida • Lake Highland Prep

GP-GS	FG%	3-Pt%	FT%	PPG	RPG	APG
33-33	.462	.325	.740	13.7	6.2	2.7

- 2nd team All-Southland Conference selection
- 2-time Southland Conference POW in 2018-19
- Conference Tournament Most Outstanding Player
- Recorded 16th career double-double in Friday night's semifinal win (17 points, 11 rebounds)
- ACU's DI era leader in points (1543), rebounds (814)



**4 DAMIEN DANIELS**  
G • 5-7 • 170 • fr • HS  
Kansas City, Missouri • Hogan Prep

GP-GS	FG%	3-Pt%	FT%	PPG	RPG	APG
33-5	.370	.300	.833	3.5	1.5	1.8

- Career-high 12 points in Friday night's semifinal win
- Was 10 of 14 from the FT line in ACU's first 31 games, but was 10 for 10 at the line in Friday win
- 6 for 6 at the FT line in the final 40 seconds to help seal win over Southeastern Louisiana



**5 PAYTEN RICKS**  
G • 6-2 • 190 • jr • 2VL  
Wichita, Kansas • Maize South HS

GP-GS	FG%	3-Pt%	FT%	PPG	RPG	APG
33-33	.427	.408	.838	11.7	2.8	2.0

- Honorable mention All-Southland selection
- Tied his season high with five 3-pointers in semifinal win over Southeastern Louisiana
- 3-pointer with 1:59 to play put ACU back in front, 60-59,
- Selected to all-tournament team



**15 HAYDEN FARQUHAR**  
F • 6-7 • 215 • sr • 3VL  
Throckmorton, Texas • Throckmorton HS

GP-GS	FG%	3-Pt%	FT%	PPG	RPG	APG
33-4	.503	.390	.647	6.5	1.6	0.8

- Selected the best basketball of his career, Farquhar has set single-season career records for points (216), made FGs (81), assists (26), steals (22)
- Hit two back-breaking 3-pointers inside the final 30 seconds in last Saturday's win over New Orleans, turning a 12-point lead into an 18-point bulge

## ACU MEDIA RELATIONS

### ACU MEDIA RELATIONS

Lance Fleming


Associate Director of Athletics for Media Relations  
ACU Box 27916 • Abilene, Texas 79699-7916  
325-674-2693 (office)  
325-665-3543 (cell)  
fl Fleming@acu.edu

## BROADCAST INFORMATION

**KTLT 98.1 FM**  
Play by Play .. Grant Boone  
Analyst . . . . . Zach Carlyle


**CBS SPORTS**  
Play by Play .. Ian Eagle  
Analyst . . . . . Jim Spanarkel  
Sideline . . . . . Jamie Erdahl

**WESTWOOD ONE RADIO**  
Play by Play .. Tom McCarthy  
Analyst . . . . . Jon Crispin



WILDCAT BASKETBALL

# 2019 NCAA Division I Men's Basketball Championship



First- and second-round sites for March 21 and 23 include Des Moines, Hartford, Jacksonville and Salt Lake City. First- and second-round sites for March 22 and 24 include Columbia, Columbus, San Jose and Tulsa. Regional sites for March 28 and 30 are Anaheim and Louisville. Regional sites for March 29 and 31 are Kansas City and Washington, D.C.

© 2019 National Collegiate Athletic Association. No commercial use without the NCAA's written permission. The NCAA opposes all forms of sports wagering.

## ACU MEN'S BASKETBALL HISTORY / QUICK FACTS

**President:** Dr. Phil Schubert (ACU, '91)

**Location:** Abilene, Texas

**Population:** 120,000

**Founded:** 1906

**Joined Southland:** 1963 / Re-joined in 2013

**Enrollment:** 4,910

**Nickname:** Wildcats

**Colors:** Purple and White

**Faculty Athletics Representative**

Dr. Jonathan Stewart (Lubbock Christian, '90)

**Director of Athletics**

Allen Ward (William Jewell, '89)

**Deputy Director of Athletics / Internal Operations**

Drew Long (Northwestern, '04)

**Deputy Director of Athletics / External Operations**

Steve Harrell (Delaware, '06)

**Associate Director of Athletics for**

**Media Relations**

Lance Fleming (ACU, '92)

**Associate Director of Athletics for**

**Sports Performance / Head Athletics Trainer**

Cory Driskill (Texas Tech, '03)

**Associate Director of Athletics for**

**Student Services**

Chris Ballard (ACU, '08)

### Men's Basketball History

**First Year of Basketball:** 1919

**First Year of Southland Basketball:** 1964-73

Re-joined in 2014

**All-Time Record, Years:** 1,182-1,145 (98th season)

**All-Time Southland Record, Years:** 86-101,  
15th season

**Southland Championships, Last:** 4, 2018-19

**NCAA I Playoff Appearances, Last:** 1 (2018-19)

### Coaching Staff

**Head Coach:** Joe Golding

**Alma Mater, Year:** Abilene Christian, 1999

**Record at School:** 114-127, 8th season

**Career Record:** Same

**Southland Conference Record:** 41-61, 6 seasons

**Basketball Office Phone:** 325-674-2323

### Assistant Coaches

**Associate Head Coach**

Brette Tanner (Emporia State, Kan., '98)

Sixth season at ACU

**Assistant Coach** Ted Crass (Arkansas-Little Rock, '13)

Third season at ACU

**Assistant Coach**

Antonio Bostic (Stephen F. Austin, '13)

Third season at ACU

**Special Assistant to the Head Coach**

Jon Trilli (Midwestern State, '15)

First season at ACU

**Graduate Manager**

Cam Griffin (Denver, '15)

First season at ACU

**Student Managers**

Nate Hamilton (Third season)

Alex Hampton (Third season)

Haden Johnson (Second season)

## ACU STORYLINES

### HEADLINER

- The Wildcats won the Southland Conference Postseason Tournament last Saturday to earn a berth in the NCAA Tournament for the first time in program history. The Wildcats are only in their second season of eligibility for the tournament after making the transition from NCAA Division II membership to NCAA Division I affiliation prior to the start of the 2013-14 athletics season.
- The Wildcats were led last weekend by senior forwards Jaren Lewis and Hayden Farquhar, senior guard Jaylen Franklin, junior guard Payten Ricks and freshman forward Joe Pleasant and freshman guard Damien Daniels. Lewis was voted the tournament's Most Outstanding Player after scoring 20 points in the title game win over New Orleans, hitting 10 of 17 shots from the floor and pulling down six rebounds. He was joined on the all-tournament team by Ricks and Franklin. Ricks had 21 points in Friday night's semifinal win over Southeastern Louisiana, including a 3-pointer with 1:59 to play that gave the Wildcats a 60-59 lead they wouldn't relinquish the rest of the night. Farquhar was huge in final win over New Orleans as he finished with 14 points and eight hard-won rebounds. He hit a pair of 3-pointers 30 seconds apart inside the final three minutes to stretch ACU's lead over the Privateers from 12 to 18 points.
- Prior to last weekend, the ACU men's basketball program hasn't played in a conference postseason tournament since it played in the Lone Star Conference Tournament in March 2008 when ACU was still Division II. Last Friday night's semifinal win over Southeastern Louisiana was the first postseason win for the program since March 6, 2008, when ACU beat Southwestern Oklahoma State, 108-98, in overtime. Prior to Friday night, ACU's last game in a postseason conference tournament was March 7, 2008, a 70-65 loss to Texas A&M-Commerce in the LSC tournament semifinals.
- Current ACU head coach Joe Golding was the top assistant on that 2007-08 ACU team, his final season as the Wildcats' assistant before leaving for three seasons to be an assistant at Arkansas-Little Rock before returning to ACU prior to the 2011-12 season as the Wildcats' head coach.
- Prior to last Saturday, ACU hadn't played for a conference championship since the 1994 LSC Postseason Tournament when the Wildcats lost to West Texas A&M, 85-79. ACU's last conference title in men's basketball prior to this season was the 1986-87 LSC championship. ACU's last Southland Conference title before the 2018-19 title came in 1967-68, capping a run of three titles in four seasons for the Wildcats.
- The last time ACU made the NCAA Tournament was the 1998-99 season when the Wildcats reached the Division II South Central Region Tournament. ACU lost to Truman State (Missouri) in the title game in Wichita Falls, Texas.
- ACU has never played in the Division I NCAA Tournament, although the Wildcats have played in an NCAA Division I postseason game: an 80-73 overtime loss at Drake on March 12, 2018, in the first round of the colleginsider.com (CIT) Tournament.
- The Wildcats — who have received votes in the collegeinsider.com poll all season — finished the regular season ranked No. 25 in the mid-major poll, which has Gonzaga ranked No. 1 in the nation in the mid-major poll. The Bulldogs — who were beaten by rival Saint Mary's in the West Coast Conference Tournament championship game earlier this season — are the nation's top-ranked team in the latest Associated Press and USA Today Coaches' polls. Rounding out the top five behind Gonzaga are Wofford at No. 2, Buffalo at No. 3, Murray State at No. 4 and Belmont at No. 5. Sam Houston State checks in at No. 20 in the poll.
- The Wildcats this season set program records for wins in the regular season (25) and conference victories in a season (14) as they finished second to Sam Houston State in the Southland Conference.
- Only one other team has won more games in the 98-year history of ACU men's basketball and that's the 1979-80 team that finished 27-5 and reached the second round of the NAIA Division I national tournament in Kansas City, Missouri. These are the winningest teams in ACU men's basketball history:
  - 1979-80: 27-5
  - 2018-19: 27-6
  - 1985-86: 23-7
  - 2018-19: 23-6
  - 1997-98: 22-6
  - 1965-66: 21-7
  - 1998-99: 21-8
  - 1958-59: 20-7
  - 2007-08: 20-9

## ACU in NCAA Division II Tournaments

ACU has competed in the NCAA Division II region tournament nine times. Here is a summary of region games:

### 1959 • Springfield, Mo.

First Round – Southwest Missouri 87, Abilene Christian 67  
Third Place – Abilene Christian 85, Western Illinois 81 (ot)

### 1960 • Kirksville, Mo.

First Round – Abilene Christian 109, Colorado College 65  
Championship – Northeast Missouri 79, Abilene Christian 76

### 1962 • Jonesboro, Ark.

First Round – Southeast Missouri 57, Abilene Christian 55  
Third Place – Lamar 83, Abilene Christian 74

### 1964 • Beaumont, Texas

First Round – Abilene Christian 73, Lamar 71  
Championship – Southeast Missouri 90, Abilene Christian 87

### 1965 • Warrensburg, Mo.

First Round – Abilene Christian 91, Doane College (Neb.) 50  
Championship – Washington (St. Louis) 69, Abilene Christian 66

### 1966 • Jonesboro, Ark.

First Round – Abilene Christian 94, Jackson State (Miss.) 79  
Championship – Abilene Christian 63, Southwest Missouri 58

### 1986 • Cape Girardeau, Mo.

First Round – Southeast Missouri 94, Abilene Christian 72  
Third Place – Abilene Christian 73, Sam Houston State 60

### 1987 • Amarillo, Texas

First Round – Delta State 88, Abilene Christian 71  
Third Place – West Texas State 67, Abilene Christian 63

### 1999 • Wichita Falls, Texas

Quarterfinals – Abilene Christian 102, West Texas A&M 96 (3 OT)  
Semifinals – Abilene Christian 79, Pittsburg State 59  
Championship – Truman State 76, Abilene Christian 69

## NCAA South Central Region Tournament Summary

YEAR	WON	LOST	ACU POINTS	OPP. POINTS	ALL-TOURNAMENT
1959	1	1	152	168	Buddy Tarver, g
1960	1	1	185	144	Robert McLeod, f
1962	0	2	129	140	Jim Reynolds, f
1964	1	1	160	161	Jim Reynolds, f Charles Cleek, c
1965	1	1	157	119	Jerry Morgan, c Charles Cleek, c
1966	2	0	157	137	Charles Cleek, c Terry Priest, f
1986	1	1	145	154	
1987	0	2	134	155	Roderick Johnson, g
1999	2	1	250	231	Jared Mosley, f Peter Kiganya, f
<b>TOTALS</b>	<b>9</b>	<b>10</b>	<b>1,469</b>	<b>1,429</b>	

### 100 WINS FOR GOLDING

• The Wildcats' 73-72 victory at McNeese on Jan. 12 was the 100th in the career of head coach Joe Golding, wDivision ho is in his eighth season as the Wildcats' leader. Golding's Dis teams were 24-30 in ACU's final two seasons at the NCAA Division II level (12-16 in 2011-12 and 12-14 in 2012-13) and then finished 21-41 (6-26 in league play) in the first two seasons at the NCAA Division I level (11-20 in 2013-14 and 10-21 in 2014-15). However, since this season's group of seniors – Jaylen Franklin, Jaren Lewis, Hayden Farquhar and Hayden Howell – arrived on the scene before the start of the 2015-16 season, the Wildcats are 67-56 overall and 37-35 in Southland Conference play. ACU is a combined 43-22 overall and 22-14 in Southland play over the last two seasons.

## ACU GAME NOTES (cont.)

• **Golding** – who has a career record of 114-127 – has coached the Wildcats to the fourth-most wins of any head coach in the history of ACU men's basketball. Here's how he ranks on ACU's all-time wins list by head coaches:

- A.B. Morris (1924-55) . . . . . 306-248
- Dee Nutt (1955-69, 1988-90) . . . . . 208-201
- Mike Martin (1980-88, 1999-2002) . . . . . 148-152
- Joe Golding (2011-present) . . . . . 114-127

• **Golding's** work with the Wildcats this season has been noticed on a conference and national level as he was voted the league's Coach of the Year and has been named a finalist for the Skip Prosser Man of the Year Award. Named after the late Skip Prosser, who died suddenly in 2007 while the head coach at Wake Forest, the award is presented annually to those who not only achieve success on the basketball court but who also display moral integrity off of it as well.

• **Golding** was the first head coach from ACU to win the Southland Conference's Coach of the Year award since Dee Nutt was so honored in 1968 after leading the Wildcats to their last league before the 2013-14 season.

• Prior to **Golding's** honor, the last ACU men's basketball coach to be voted a league coach of the year was Mike Martin when he earned the third of three straight Lone Star Conference Coach of the Year honors in 1987 after leading the Wildcats to the third of three straight league titles. He led a team that authored the fourth-largest improvement in wins in NCAA Division I basketball this season at plus-9.5 games (16-16 in 2017-18 to 25-6 so far in 2018-19).

### ALL-CONFERENCE WILDCATS

• Three Wildcats — seniors Jaren Lewis and Jaylen Franklin and junior Payten Ricks — earned league honors as the Southland Conference announced its all-conference teams based on the votes among league coaches and sports information directors.

• The trio that has combined to average 35.6 points, 12.8 rebounds, 9.6 assists and 5.0 steals per game. In each of the seven games since the Wildcats lost a pair of starters to dismissal, either Lewis or Franklin led the Wildcats in scoring as ACU went 4-1 down the stretch to finish second in the league standings, two games behind Sam Houston State and then beat

• **Franklin** recorded his 50th career game with at least five assists in last Friday night's semifinal win over Southeastern Louisiana.

### TELL ME MORE, LEWIS

• A second team selection, **Lewis** this season became just the fourth Wildcat in the 98 years of ACU men's basketball to record at least 1,500 career points and 800 career rebounds. He is ACU's all-time Division I leader in both points and rebounds and ranks ninth and sixth, respectively, all-time at ACU.

• With 1,5463 career points, he ranks eighth all-time in ACU history in scoring, having surpassed Ronnie Hearne (1,547 points from 1968-71) in last Saturday's championship game win over New Orleans. to move into eight place on ACU's all-time scoring list.

• In Friday night's 69-66 semifinal victory over Southeastern Louisiana, **Lewis** recorded his 16th career double-double with 17 points and 11 rebounds, which also accounted for his 95th career game in double figures and 18th career game with 10 or more rebounds. He added 20 more points in the win over New Orleans to give him 96 career double-figure scoring games.

• In the 98-year history of ACU men's basketball, no player has ever played in more games than has **Lewis**, who played last Saturday night in his 125th career game. He has never missed a game.

### FRANKLIN'S FEATS OF STRENGTH

• **Franklin** was third in the league in steals per game (1.9) and fourth in total steals (58). He was also third in the league in total assists (152), assists per game (4.9) and in assist-to-turnover ratio (4.9). Among active NCAA Division I players, **Franklin** ranks eighth in the nation in career steals with 218.

• After recording six assists in last Saturday's win over New Orleans, **Franklin** now has 503 career assists to go along with 1,441 career points making him just the second Wildcats player in ACU program history to record at least 1,400 career points and at least 500 career rebounds, joining former Wildcat Randall Moore in that exclusive club.

### THANK YOU, MR. RICKS, MAY I HAVE ANOTHER?

• Junior shooting guard **Payten Ricks** turned in a terrific performance in last Friday night's semifinal win over Southeastern Louisiana with 21 points, including hitting 5 of 10 from 3-point range. It was his 3-pointer with 1:59 to play that gave ACU the lead back at 60-59, a lead the Wildcats wouldn't relinquish on their way to the win over the Lions.

• **Ricks** scored in double figures for the 30th time in his career in the semifinals, including 20 times this season alone. And the five 3-pointers represented the 15th time this season he has hit at least three 3-pointers in a game (22nd time in his career).

• **Ricks** has hit 80 3-pointers this season, which is tied for the fourth-best single-season total in ACU basketball history and is the highest single-season total of the Wildcats' Division I era (since 2013-14).

### Most 3-Point Field Goals - ACU history (Season)

1. David Baxter (2004-05), 94
2. Rodney Lee (2002-03), 87
3. Chaz Jackson (1995-96), 86
4. Payten Ricks (2018-19), 80
- (tie) David Baxter (2003-04), 80
6. Parker Wentz (2013-14), 79

• His 196 attempts this season is ninth-most in ACU history and the most in the program's Division I history (since 2013-14).

• He is ninth all-time in career 3-point field goals (116) and attempts (301) and 10th in percentage (.385). **Ricks** is second in ACU's Division I history in both makes and attempts behind Austin Cooke (136 makes and 338 attempts from 2014-17).

• **Ricks** has turned himself into a terrific two-way player this season as he finished the regular season 25th in the league in points per game (11.5), second in 3-point field goal percentage (.404), sixth in total steals (49) and tied for sixth in steals per game (1.6). He was also fourth in the league in 3-point field goals made (74).

### ODDS AND ENDS

• Last Friday night's win over Southeastern Louisiana was ACU's first win of the season when they trailed with two minutes left in regulation. Prior to that game, the Wildcats were 0-5 this season in those situations.

• In the win over Southeastern Louisiana, the Wildcat and Lions battled to a 31-31 draw on the

## COLLEGE INSIDER.COM MID-MAJOR POLL

1. Gonzaga (31) . . . . . 29-2 . . . . . 775	1. . . . . West Coast
2. Wofford . . . . . 28-4 . . . . . 741	2. . . . . Southern
3. Buffalo . . . . . 28-3 . . . . . 716	3. . . . . Mid-American
4. Murray State . . . . . 27-4 . . . . . 673	5. . . . . Ohio Valley
5. Belmont . . . . . 26-5 . . . . . 617	4. . . . . Ohio Valley
6. UC Irvine . . . . . 27-5 . . . . . 609	6. . . . . Big West
7. New Mexico St. . . . . 27-4 . . . . . 588	7. . . . . Western Athletic
8. UNC Greensboro 28-5 . . . . . 555	8. . . . . Southern
9. Liberty . . . . . 28-6 . . . . . 530	13. . . . . Atlantic Sun
10. Hofstra . . . . . 26-6 . . . . . 480	10. . . . . Colonial
11. Toledo . . . . . 25-6 . . . . . 422	18. . . . . Mid-American
12. Vermont . . . . . 25-6 . . . . . 412	14. . . . . America East
13. Lipscomb . . . . . 25-7 . . . . . 403	11. . . . . Atlantic Sun
14. Furman . . . . . 25-7 . . . . . 398	12. . . . . Southern
15. Northeastern . . . . . 21-10 . . . . . 281	19. . . . . Colonial
16. ETSU . . . . . 24-9 . . . . . 277	15. . . . . Southern
17. S. Dakota St. . . . . 24-8 . . . . . 275	9. . . . . Summit
18. Saint Mary's . . . . . 20-11 . . . . . 224	21. . . . . West Coast
19. Georgia State . . . . . 22-9 . . . . . 171	NR. . . . . Sun Belt
20. Sam Houston . . . . . 21-10 . . . . . 166	16. . . . . Southland
21. Yale . . . . . 20-7 . . . . . 140	20. . . . . Ivy League
22. Montana . . . . . 23-8 . . . . . 117	17. . . . . Big Sky
23. Northern Ky. . . . . 24-8 . . . . . 79	NR. . . . . Horizon
24. Gardner-Webb 23-11 . . . . . 57	NR. . . . . Big South
25. ACU . . . . . 27-6 . . . . . 42	NR. . . . . Southland

glass, the first time this season ACU and its opponent tied in the rebounding battle.

• The Wildcats continued a positive trend in each of their conference tournament games as they improved to 23-1 this season in games in which they led at halftime with the lone loss coming Jan. 23 at Stephen F. Austin.

• The Wildcats are 4-0 in neutral-site games this season with wins over Elon (N.C.) and UC-Riverside during a Thanksgiving tournament in Stockton, California, at Pacific and last weekend's two wins over Southeastern Louisiana and New Orleans at the conference tournament in Katy, Texas.

• The Wildcats are 18-1 this season when they hold their opponents between 50-69 points (9-0 when holding opponents to 50-59 points and 9-1 when holding opponents to 60-69 points). The Wildcats' lone blemish on that mark was a 61-60 loss at Stephen F. Austin on Jan. 23.

• The Wildcats have hit a 3-pointer in every one of their 181 games at the NCAA Division I level. The last time the Wildcats hit just one 3-pointer in a game was Jan. 23, 2010, against Angelo State.

• The Wildcats rank 17th in the country in scoring defense, allowing just 63.2 points per game, and allowed just 48 points in back-to-back wins over Nicholls (Feb. 13) and Incarnate Word (Feb. 16).

• In a Nov. 24 win over UC-Riverside, the Wildcats allowed the Highlanders just 48 points in a 60-48 win. Prior to the win over UC-Riverside, the last time ACU limited a Division I opponent to less than 50 points came in a 43-40 loss to North Texas in December 1950.

• ACU gave up 60 points or less in eight of 18 games this season in Southland Conference play and was undefeated in those games.



# HEAD COACH

# JOE GOLDING



**F**ormer Abilene Christian letterman and assistant basketball coach Joe Golding is in his eighth season as the head men's basketball coach at his alma mater.

The 2018-19 season has been an unforgettable one for the Wildcats, who won the Southland Conference championship and qualified for the NCAA Tournament for the first time in program history and join only three other teams in NCAA Division I history to qualify for the tournament in only their first or second year of eligibility.

Golding was voted Southland Conference Coach of the year after leading the Wildcats to a 25-6 regular-season record and 14-4 league mark. ACU was second in the regular season to Sam Houston State and entered the league's tournament as the No. 2 seed. ACU dispatched Southeastern Louisiana, 69-66, in the semifinals before knocking off New Orleans, 77-60, in the championship game to advance to the NCAA Tournament.

Golding was the first head coach from ACU to win the Southland Conference's Coach of the Year award since Dee Nutt was so honored in 1968 after leading the Wildcats to their last league before the 2013-14 season.

Prior to Golding's honor, the last ACU men's basketball coach to be voted a league coach of the year was Mike Martin when he earned the third of three straight Lone Star Conference Coach of the Year honors in 1987 after leading the Wildcats to the third of three straight league titles. He led a team that authored the fourth-largest improvement in wins in NCAA Division I basketball this season at plus-9.5 games (16-16 in 2017-18 to 27-6 in 2018-19).

The day after earning the Coach of the Year Award, Golding was named a finalist for the Skip Prosser Man of the Year Award. Named after the late Skip Prosser, who died suddenly in 2007 while the head coach at Wake Forest, the award is presented annually to those who not only achieve success on the basketball court but who also display moral integrity off of it as well.

The 2017-18 season saw ACU post the highest win total (16) since the 2007-08 squad won 20 games. The Wildcats earned a berth in the *collegeinsider.com* (CIT) Tournament, the program's first national postseason tournament at the NCAA Division I level, and its first national tournament appearance of any kind since the reaching the 1998-99 NCAA Division II national tournament.

The Wildcats excelled off the court as well, participating in numerous community service activities (Habitat for Humanity, Mudslinger Fun Run, Hudson Wade 5K) and posting a 3.0 cumulative GPA in the classroom, the program's highest cumulative mark since 2013-14.

On the court, the Wildcats picked up NCAA Division I non-conference road wins over Campbell University, Bowling Green and Air Force and beat Texas State at home. The Wildcats missed out on the Southland Conference Postseason Tournament (finishing tied for eighth, but losing the tiebreaker), but beat Incarnate Word in the regular-season finale to earn a berth in the *collegeinsider.com* (CIT) national tournament.

ACU went to Des Moines, Iowa, and took Drake to the wire, rallying from 11 points down with 2:50 to play in regulation to send the game to overtime. The Bulldogs eventually won the game, 80-73, but the Wildcats had experienced the program's first postseason game of any kind since the reaching the 2007-08 Lone Star Conference tournament and its first national tournament of any type since reaching the 1998-99 NCAA Division II South Central Region Tournament. The 16 wins posted by the Wildcats last season were the most by the program since the 2007-08 squad won 20 games.

The Wildcats were 13-16 overall and 7-11 in the Southland Conference in their final year of transition (2016-17), but for the second straight season featured the league's Freshman of the Year in Jalone Friday (following Jaylen Franklin in 2015-16).

The Wildcats showed marked improvement in 2015-16 season, finishing the season at 13-18 overall and 8-10 in the Southland Conference. ACU finished seventh in the league and would have qualified for the conference's post-season tournament if it had been eligible. ACU's eight wins in conference play doubled their output of Southland victories in 2014-15 when they finished 4-14.

In 2014-15, in the program's second season at the NCAA Division I level, the Wildcats finished 10-21 overall, but doubled their number of Southland Conference wins, going from two in 2013-14 to four in 2014-15.

Despite the final record, ACU made several strides during the 2014-15

campaign, not the least of which was winning the championship at the Continental Tires Las Vegas Classic with wins over South Carolina State and Arkansas-Pine Bluff. ACU won just two games against NCAA Division I opponents in 2013-14, but came away with seven NCAA Division I wins in 2014-15, including an impressive 72-61 home win over Sacramento State of the Big West Conference.

In the Wildcats' first season at the NCAA Division I level (2013-14), Golding led ACU to an 11-20 mark against one of the toughest schedules in the nation. The Wildcats hit the road to play Duquesne, St. Bonaventure, Maryland, Iowa, TCU, Xavier and Towson all in the season's first month.

The Wildcats were 2-12 in Southland Conference play, but lost four games by four points or less and another three games by eight points or less. ACU also led the Terrapins of Maryland through the game's first 28 minutes before finally falling to the 2002 NCAA national champion.

Before returning to Abilene prior to the 2011-12 season, Golding coached the previous three seasons for head coach Steve Shields at Arkansas-Little Rock, helping the Trojans to the Sun Belt Conference title and an appearance in the NCAA Division I national tournament. In addition to his normal coaching duties – which included working with the UALR guards – Golding was the Trojan's recruiting coordinator.

Golding joined the UALR coaching staff on July 1, 2008, bringing with him nine years of coaching experience at the junior college and high school levels. Prior to joining the Trojans, Golding spent three seasons (2005-08) as the top assistant to head coach Jason Copeland at Abilene Christian, where his primary duties included recruiting, scouting and on-floor coaching. A former point guard at ACU from 1994-98, he was also responsible for coaching the Wildcat guards.

In 2007-08, Golding helped guide the Wildcats to a 20-9 record, marking the program's first 20-win season since the 1998-99 campaign. The 2007-08 ACU squad qualified for the Lone Star Conference Tournament for the first time since 1998, Golding's senior season.

Golding was a four-year letterwinner at ACU from 1994-98, playing in all 108 games, and was given the Teague Point Guard Award as a senior. He shot 46 percent from the floor over his four-year career, and averaged 4.3 points and 4.2 assists per game. Upon graduating from ACU with a bachelor's degree in exercise and sport science in May of 1999, Golding got his first coaching job as a varsity assistant at South Garland High School, where he helped the team to back-to-back Class 5A playoff appearances.

He spent the 2001-02 season as an assistant coach at Seminole Junior College before taking the head coaching job at Sachse High School. In the program's first years at the 5A level, Golding led the team to a 15-14 record in 2002-03 and an 18-10 mark in 2003-04. Prior to returning to Abilene Christian in 2005, Golding spent the 2004-05 season as an assistant coach at Collin County Community College.

Golding and his wife, Amanda, have two sons, Cason and Chase.

## THE GOLDING FILE

**Born:** Oct. 15, 1975

**Hometown:** Wichita Falls

**Family:** Wife, Amanda (married 14 years); two sons, Cason (12) and Chase (9)

**Degrees:** Bachelor of Science in exercise and sport science (ACU, May 1999)

**Playing Experience:**

- Four-year letterwinner at ACU (1994-98)
- Teague Point Guard Award winner (1997-98)
- Three-year starter at point guard in high school, at Midland High as a sophomore (1991-92) and then at Wichita Falls High School as a junior and senior (1992-93, 1993-94)
- District 5-4A Most Valuable Player as both a junior and senior (1992-93, 1993-94)
- Led Wichita Falls HS to Region I-4A finals as a senior



## WILDCATS BY THE NUMBERS

	Season	Career
<b>Games In Double Figures</b>		
Jaren Lewis	25	96
Jaylen Franklin	17	74
Payten Ricks	20	30
Hayden Farquhar	9	23
Hayden Howell	0	8
Joe Pleasant	7	7
Clay Gayman	2	2
Trey Lenox	1	1
Damien Daniels	3	3
Kolton Kohl	0	1
<b>Games With 20+ Points</b>		
Jaylen Franklin	3	14
Jaren Lewis	2	7
Payten Ricks	3	3
<b>Games With 10+ Rebounds</b>		
Jaren Lewis	2	18
Jaylen Franklin	0	2
Hayden Farquhar	0	1
<b>Games With 20+ Rebounds</b>		
Jaren Lewis	0	1
<b>Games With 5+ Assists</b>		
Jaylen Franklin	20	51
Jaren Lewis	2	7
Damien Daniels	2	2
Payten Ricks	1	2
<b>Games With 5+ Steals</b>		
Jaylen Franklin	1	2
Jaren Lewis	1	2
Trey Lenox	0	1
Payten Ricks	1	1
Damien Daniels	1	1

<b>Games With 3+ Blocked Shots</b>		
Jaren Lewis	2	9
Kolton Kohl	0	1
Hayden Howell	0	1
<b>Games With 3+ Three-Pointers</b>		
Payten Ricks	15	22
Hayden Farquhar	4	11
Jaren Lewis	0	1
Jaylen Franklin	0	1
<b>Games With 5 Fouls</b>		
Jaylen Franklin	4	12
Hayden Howell	0	2
Jaren Lewis	0	3
Hayden Farquhar	0	3
Trey Lenox	1	1
Joe Pleasant	1	1
<b>Double Doubles</b>		
Jaren Lewis	2	16
Jaylen Franklin	1	3
Hayden Farquhar	0	1

<b>ACU's Record When It ...</b>	
Plays at home	13-2
Plays on the road	10-4
Plays at a neutral site	4-0
Leads at the half	23-1
Trails at the half	4-5
Game tied at the half	0-0
Leads with 2:00 left in regulation	25-1
Trails with 2:00 left in regulation	1-5
Tied with 2:00 left in regulation	1-0
Shoots 50% or better	10-1
Shoots less than 50%	17-5
Opponent shoots 50% or better	2-3
Shoots better than opponent	21-2
Shoots worse than opponent	6-4
Makes more FT than opponent	16-1
Makes equal or less FT	11-5
Outrebounds opponent	16-2
Is outrebounded	10-4
Commits more TO's than opponent	2-2
Commits equal or less TO's than opp	25-4
Scores more or equal bench points	15-3
Scores less bench points	12-3
Plays a nationally ranked team	0-1
Plays on national/regional television	1-0
Plays on Friday, Saturday, Sunday	14-5
Plays on weeknight	13-1
Margin is 5 points or fewer	5-3
Margin is between 6 and 10	6-1
Margin is between 11 and 20	9-1
Margin is between 21 and 29	3-0
Margin is between 30 and 40	2-1
Margin is more than 40	2-0
Scores 59 points or fewer	0-1
Scores between 60 and 69	7-4
Scores between 70 and 79	13-0
Scores between 80 and 89	3-1
Scores 90 points or more	4-0
Holds opponent to 40 points or less	1-0
Holds opponent to 41-49 points	3-0
Holds opponent to 50-59 points	9-0
Holds opponent to 60-69 points	9-1
Opponent scores 70 or more	5-5

## 2018-19 Miscellaneous Statistics

Date	Opponent	Turnovers		Assists		Points in the Paint		Points off TO's		2nd Chance Points		Fast Break Points		Bench Points	
		ACU	Opp	ACU	Opp	ACU	Opp	ACU	Opp	ACU	Opp	ACU	Opp	ACU	Opp
Nov. 6	Arlington Baptist	11	22	26	5	56	14	38	6	14	4	14	0	53	14
Nov. 9	Arkansas State	18	16	17	13	40	32	19	12	17	11	8	4	21	35
Nov. 15	at Denver	9	15	16	11	14	22	19	9	5	12	2	0	10	15
Nov. 22	vs. Elon	6	11	19	15	30	14	12	8	17	6	0	0	10	20
Nov. 23	at Pacific	10	9	11	5	34	26	13	15	12	17	0	2	8	22
Nov. 24	vs. UC-Riverside	9	17	11	6	32	24	19	5	16	12	2	0	17	10
Nov. 27	Howard Payne	16	28	21	10	48	18	33	19	17	8	17	0	49	22
Dec. 1	at Pepperdine	11	15	13	16	34	26	10	7	14	7	0	14	19	13
Dec. 4	Campbell	11	22	11	6	34	30	24	10	6	13	6	5	15	19
Dec. 8	Schreiner	18	20	22	5	34	20	34	11	11	12	4	0	40	22
Dec. 15	at Texas Tech	8	10	9	14	12	36	11	10	5	8	0	6	7	20
Dec. 21	at SE Missouri State	14	23	12	14	28	22	19	18	4	1	0	0	4	14
Dec. 29	McMurry	14	22	22	4	50	16	29	13	21	8	24	0	54	14
Jan. 2	New Orleans	18	19	12	9	28	30	29	12	7	8	6	2	25	13
Jan. 5	at Sam Houston State	18	19	14	14	20	26	23	24	12	8	3	2	21	6
Jan. 9	at McNeese	7	6	22	20	30	34	9	9	7	6	5	3	17	22
Jan. 12	at SE Louisiana	8	13	10	7	20	16	14	14	12	11	0	0	17	9
Jan. 16	Houston Baptist	12	20	18	14	40	36	22	11	13	11	13	4	17	18
Jan. 19	Northwestern State	11	12	18	12	32	30	11	12	8	9	8	6	11	39
Jan. 23	at Stephen F. Austin	26	21	12	10	30	26	15	20	6	8	4	4	25	2
Jan. 26	Central Arkansas	12	20	18	7	34	14	27	12	12	15	12	0	13	23
Jan. 30	A&M-Corpus Christi	14	19	17	9	20	22	25	21	12	5	4	8	19	42
Feb. 6	at Lamar	10	15	14	9	38	26	21	4	14	18	6	0	15	15
Feb. 9	Sam Houston State	20	19	11	11	40	40	21	20	5	10	0	7	6	7
Feb. 13	at Nicholls	7	10	15	7	28	14	12	4	9	2	0	0	13	11
Feb. 16	at Incarnate Word	12	19	16	8	34	22	15	10	7	0	4	2	18	19
Feb. 23	SE Louisiana	9	14	13	15	27	26	19	14	7	21	9	0	27	16
Feb. 27	at A&M-Corpus Christi	7	15	15	13	28	34	13	8	13	9	0	0	27	19
March 2	at Central Arkansas	9	13	18	16	28	28	16	8	0	7	8	2	21	6
March 5	Stephen F. Austin	10	10	18	6	22	18	11	7	22	11	10	2	34	8
March 9	Incarnate Word	7	17	19	9	34	14	24	5	12	2	6	0	15	10
March 15	SE Louisiana	13	17	11	10	26	32	21	9	9	7	6	2	8	16
March 16	New Orleans	12	20	15	13	48	28	16	12	8	6	8	6	14	20

## 2018-19 Abilene Christian Game Results & Leaders

Date	Opponent	Result	Score	Att.	Scoring Leader	Rebounds Leader	Assists Leader	Record
Nov. 6	Arlington Baptist	W	107-54	1,039	Jaren Lewis, 18	B.J. Maxwell, 6 Kolton Kohl, 6	Damien Daniels, 6	1-0
Nov. 9	Arkansas State	W	94-73	1,209	Jaylen Franklin, 24	Jaren Lewis, 15	Jaylen Franklin, 6	2-0
Nov. 15	at Denver	W	67-61	804	Payten Ricks, 23	B.J. Maxwell, 8	Jaylen Franklin, 4 Payten Ricks, 4	3-0
Nov. 22	vs. Elon (N.C.)	W	72-56	1,100	Jaren Lewis, 16 Payten Ricks, 16	Payten Ricks, 5 Jaren Lewis, 5	Jaylen Franklin, 7	4-0
Nov. 23	at Pacific	W	73-71	602	Jalone Friday, 22	Jaren Lewis, 9	Jaylen Franklin, 3	5-0
Nov. 24	vs. UC-Riverside	W	60-48	254	Jaren Lewis, 10 Jalone Friday, 10	Jalone Friday, 10	Jaylen Franklin, 4	6-0
Nov. 27	Howard Payne	W	90-53	1,027	Joe Pleasant, 15	Kolton Kohl, 8	Jaylen Franklin, 6	7-0
Dec. 1	at Pepperdine	L	77-62	1,044	Jaren Lewis, 15	Jaylen Franklin, 7	Jaylen Franklin, 8	7-1
Dec. 4	Campbell	W	83-68	1,048	Jalone Friday, 19	Payten Ricks, 5	Jaylen Franklin, 3 Trey Lenox, 3	8-1
Dec. 8	Schreiner	W	93-53	1,018	Jalone Friday, 21	Jalone Friday, 5	Jaylen Franklin, 7	9-1
Dec. 15	at Texas Tech	L	82-48	7,169	Jalone Friday, 12	Jalone Friday, 7	Jaren Lewis, 4	9-2
Dec. 21	at SE Missouri State	W	70-68	672	Jaren Lewis, 19	B.J. Maxwell, 7	Jaren Lewis, 4	10-2
Dec. 29	McMurry	W	88-40	685	Joe Pleasant, 17	B.J. Maxwell, 9	Three with 3	11-2
Jan. 2	New Orleans	W	68-58	525	Payten Ricks, 14	Jaren Lewis, 9	Jaylen Franklin, 3	12-2, 1-0
Jan. 5	at Sam Houston State	L	71-68	771	Payten Ricks, 18	Jaren Lewis, 7	Jaylen Franklin, 7	12-3, 1-1
Jan. 9	at McNeese	W	73-72	1782	Payten Ricks, 19	Jaren Lewis, 9	Payten Ricks, 6	13-3, 2-1
Jan. 12	at SE Louisiana	W	75-72	563	Payten Ricks, 22	B.J. Maxwell, 7	Jaren Lewis, 4	14-3, 3-1
Jan. 16	Houston Baptist	W	75-68	1169	Jalone Friday, 21	Jalone Friday, 8	Jaylen Franklin, 7	15-3, 4-1
Jan. 19	Northwestern State	W	78-69	1199	B.J. Maxwell, 19	Jaren Lewis, 9	B.J. Maxwell, 5	16-3, 5-1
Jan. 23	at Stephen F. Austin	L	61-60	3027	Hayden Farquhar, 19	Hayden Farquhar, 5	Jaylen Franklin, 6	16-4, 5-2
Jan. 26	Central Arkansas	W	79-56	1669	Jalone Friday, 17	Jaylen Franklin, 7	Jaylen Franklin, 5	17-4, 6-2
Jan. 30	Texas A&M-Corpus Christi	W	78-71	1301	Lewis / Ricks, 18	Jaren Lewis, 7	Jaylen Franklin, 6	18-4, 7-2
Feb. 6	at Lamar	W	75-65	2438	Jaylen Franklin, 22	Jaren Lewis, 8	Jaylen Franklin, 3	19-4, 8-2
Feb. 9	Sam Houston State	L	90-85 (2ot)	2397	Jaylen Franklin, 20	Jaylen Franklin, 6	Jaylen Franklin, 3	19-5, 8-3
Feb. 13	at Nicholls	W	64-48	313	Jaren Lewis, 15	Jalone Friday, 8	Jaylen Franklin, 8	20-5, 9-3
Feb. 16	at Incarnate Word	W	68-48	739	Jalone Friday, 15	Jaylen Franklin, 6	Jaylen Franklin, 6	21-5, 10-3
Feb. 23	SE Louisiana	L	75-66	1399	Hayden Farquhar, 16	Franklin / Lewis, 5	Jaylen Franklin, 5	21-6, 10-4
Feb. 27	at Texas A&M-Corpus Christi	W	73-64	1191	Lewis & Franklin, 16	Jaren Lewis, 9	Jaylen Franklin, 4	22-6, 11-4
March 2	at Central Arkansas	W	67-55	825	Jaren Lewis, 16	Jaren Lewis, 9	Jaylen Franklin, 8	23-6, 12-4
March 5	Stephen F. Austin	W	72-58	1235	Jaylen Franklin, 16	Jaylen Franklin, 7	Jaylen Franklin, 10	24-6, 13-4
March 9	Incarnate Word	W	81-52	1501	Jaren Lewis, 19	Lewis / Pleasant, 7	Jaren Lewis, 9	25-6, 14-4
March 15	SE Louisiana	W	69-66	2100	Jaren Lewis, 17	Jaren Lewis, 11	Jaylen Franklin, 5	26-6
March 16	New Orleans	W	77-60	1751	Jaren Lewis, 20	Hayden Farquhar, 8	Jaylen Franklin, 6	27-6

## 2018-19 Starting Lineups

Date	Opponent	Starting Lineup					Lineup Record	Overall, Conf. Record
		Guard	Guard	Wing	Forward	Post		
Nov. 6	Arlington Baptist	Jaylen Franklin	B.J. Maxwell	Payten Ricks	Jaren Lewis	Jalone Friday	1-0	1-0, 0-0
Nov. 9	Arkansas State	Jaylen Franklin	B.J. Maxwell	Payten Ricks	Jaren Lewis	Jalone Friday	2-0	2-0, 0-0
Nov. 15	at Denver	Jaylen Franklin	B.J. Maxwell	Payten Ricks	Jaren Lewis	Jalone Friday	3-0	3-0, 0-0
Nov. 22	vs. Elon (N.C.)	Jaylen Franklin	B.J. Maxwell	Payten Ricks	Jaren Lewis	Jalone Friday	4-0	4-0, 0-0
Nov. 23	at Pacific	Jaylen Franklin	B.J. Maxwell	Payten Ricks	Jaren Lewis	Jalone Friday	5-0	5-0, 0-0
Nov. 24	vs. UC-Riverside	Jaylen Franklin	B.J. Maxwell	Payten Ricks	Jaren Lewis	Jalone Friday	6-0	6-0, 0-0
Nov. 27	Howard Payne	Jaylen Franklin	B.J. Maxwell	Payten Ricks	Jaren Lewis	Jalone Friday	7-0	7-0, 0-0
Dec. 1	at Pepperdine	Jaylen Franklin	B.J. Maxwell	Payten Ricks	Jaren Lewis	Jalone Friday	7-1	7-1, 0-0
Dec. 4	Campbell	Jaylen Franklin	Trey Lenox	Payten Ricks	Jaren Lewis	Jalone Friday	1-0	8-1, 0-0
Dec. 8	Schreiner	Jaylen Franklin	Trey Lenox	Payten Ricks	Jaren Lewis	Jalone Friday	2-0	9-1, 0-0
Dec. 15	at Texas Tech	Jaylen Franklin	Trey Lenox	Payten Ricks	Jaren Lewis	Jalone Friday	2-1	9-2, 0-0
Dec. 21	at SE Missouri State	Jaylen Franklin	Trey Lenox	Payten Ricks	Jaren Lewis	Jalone Friday	3-1	10-2, 0-0
Dec. 29	McMurry	Jaylen Franklin	Trey Lenox	Payten Ricks	Jaren Lewis	Jalone Friday	4-1	11-2, 0-0
Jan. 2	New Orleans	Jaylen Franklin	Trey Lenox	Payten Ricks	Jaren Lewis	Jalone Friday	5-1	12-2, 1-0
Jan. 5	at Sam Houston State	Jaylen Franklin	Trey Lenox	Payten Ricks	Jaren Lewis	Hayden Farquhar	0-1	12-3, 1-1
Jan. 9	at McNeese	Jaylen Franklin	B.J. Maxwell	Payten Ricks	Jaren Lewis	Joe Pleasant	1-0	13-3, 2-1
Jan. 12	at SE Louisiana	Jaylen Franklin	B.J. Maxwell	Payten Ricks	Jaren Lewis	Joe Pleasant	2-0	14-3, 3-1
Jan. 16	Houston Baptist	Jaylen Franklin	B.J. Maxwell	Payten Ricks	Jaren Lewis	Jalone Friday	8-1	15-3, 4-1
Jan. 19	Northwestern State	Jaylen Franklin	B.J. Maxwell	Payten Ricks	Jaren Lewis	Jalone Friday	9-1	16-3, 5-1
Jan. 23	at Stephen F. Austin	Jaylen Franklin	B.J. Maxwell	Payten Ricks	Jaren Lewis	Jalone Friday	9-2	16-4, 5-2
Jan. 26	Central Arkansas	Jaylen Franklin	B.J. Maxwell	Payten Ricks	Jaren Lewis	Jalone Friday	10-2	17-4, 6-2
Jan. 30	Texas A&M-Corpus Christi	Jaylen Franklin	B.J. Maxwell	Payten Ricks	Jaren Lewis	Jalone Friday	11-2	18-4, 7-2
Feb. 6	at Lamar	Jaylen Franklin	B.J. Maxwell	Payten Ricks	Jaren Lewis	Jalone Friday	12-2	19-4, 8-2
Feb. 9	Sam Houston State	Jaylen Franklin	B.J. Maxwell	Payten Ricks	Jaren Lewis	Jalone Friday	12-3	19-5, 8-3
Feb. 13	at Nicholls	Jaylen Franklin	B.J. Maxwell	Payten Ricks	Jaren Lewis	Jalone Friday	13-3	20-5, 9-3
Feb. 16	at Incarnate Word	Jaylen Franklin	B.J. Maxwell	Payten Ricks	Jaren Lewis	Jalone Friday	14-3	21-5, 10-3
Feb. 23	SE Louisiana	Jaylen Franklin	Trey Lenox	Payten Ricks	Jaren Lewis	Kolton Kohl	0-1	21-6, 10-4
Feb. 27	at Texas A&M-Corpus Christi	Jaylen Franklin	Damien Daniels	Payten Ricks	Jaren Lewis	Kolton Kohl	1-0	22-6, 11-4
March 2	at Central Arkansas	Jaylen Franklin	Damien Daniels	Payten Ricks	Jaren Lewis	Kolton Kohl	2-0	23-6, 12-4
March 5	Stephen F. Austin	Jaylen Franklin	Clay Gayman	Payten Ricks	Jaren Lewis	Kolton Kohl	1-0	24-6, 13-4
March 9	Incarnate Word	Jaylen Franklin	Damien Daniels	Payten Ricks	Jaren Lewis	Hayden Farquhar	1-0	25-6, 14-4
March 15	SE Louisiana	Jaylen Franklin	Damien Daniels	Payten Ricks	Jaren Lewis	Hayden Farquhar	2-0	26-6
March 16	New Orleans	Jaylen Franklin	Damien Daniels	Payten Ricks	Jaren Lewis	Hayden Farquhar	3-0	27-6

# 2018-19 ACU STATISTICS

## 2018-19 ACU Basketball Abilene Christian Combined Team Statistics (as of Mar 18, 2019) All games

RECORD:	OVERALL	HOME	AWAY	NEUTRAL
ALL GAMES	27-6	13-2	11-4	3-0
CONFERENCE	14-4	7-2	7-2	0-0
NON-CONFERENCE	13-2	6-0	4-2	3-0

#	Player	gp-gs	min	Total		3-Point		F-Throw		Rebounds			avg	pf	dq	a	to	blk	stl	pts	avg			
				fg-fga	fg%	3fg-fga	3fg%	ft-fga	ft%	off	def	tot												
01	Lewis, Jaren	33-33	1021	30.9	171-370	.462	13-40	.325	97-131	.740	75	128	203	6.2	65	0	90	57	20	53	452	13.7		
21	Friday, Jalone	23-23	503	21.9	113-239	.473	29-77	.377	46-59	.780	25	82	107	4.7	71	3	22	46	22	16	301	13.1		
05	Ricks, Payten	33-33	1062	32.2	122-286	.427	80-196	.408	62-74	.838	6	87	93	2.8	73	0	65	45	1	54	386	11.7		
00	Franklin, Jaylen	33-33	1057	32.0	127-235	.540	8-18	.444	75-125	.600	15	111	126	3.8	87	4	163	69	7	59	337	10.2		
13	Maxwell, B.J.	24-19	642	26.8	79-161	.491	34-84	.405	29-34	.853	37	76	113	4.7	64	3	40	20	9	26	221	9.2		
15	Farquhar, Hayden	33-4	462	14.0	81-161	.503	32-82	.390	22-34	.647	35	52	87	2.6	70	0	26	24	8	22	216	6.5		
32	Pleasant, Joe	33-2	485	14.7	68-123	.553	4-14	.286	51-78	.654	34	53	87	2.6	56	1	9	35	5	10	191	5.8		
04	Daniels, Damien	33-5	484	14.7	40-108	.370	15-50	.300	20-24	.833	12	38	50	1.5	44	0	60	30	1	18	115	3.5		
14	Lenox, Trey	33-8	500	15.2	25-60	.417	16-36	.444	10-10	1.000	6	34	40	1.2	46	1	22	19	1	14	76	2.3		
42	Gayman, Clay	30-1	153	5.1	22-48	.458	8-19	.421	11-18	.611	14	16	30	1.0	12	0	8	17	3	7	63	2.1		
34	Kohl, Kolton	30-4	129	4.3	18-36	.500	0-0	.000	23-35	.657	22	25	47	1.6	17	0	5	11	13	4	59	2.0		
22	Cobb, Chase	17-0	44	2.6	5-8	.625	3-6	.500	2-4	.500	1	3	4	0.2	4	0	0	3	0	2	15	0.9		
11	Cameron, Tobias	22-0	82	3.7	7-17	.412	3-11	.273	2-3	.667	7	11	18	0.8	6	0	5	8	0	2	19	0.9		
33	Hiepler, Paul	15-0	26	1.7	2-6	.333	1-4	.250	2-3	.667	1	2	3	0.2	4	0	1	1	0	1	7	0.5		
Team											35	50	85											
Total.....		33	6650		880-1858	.474	246-637	.386	452-632	.715	325	768	1093	33.1	619	12	516	397	90	288	2458	74.5		
Opponents.....		33	6650		723-1681	.430	187-564	.332	449-624	.720	287	749	1036	31.4	598	13	343	548	91	186	2082	63.1		

TEAM STATISTICS	ACU	OPP	Date	Opponent	Score	Att.				
SCORING	2458	2082	11/06/18	ARLINGTON BAPTIST	w	107-54	1039			
Points per game	74.5	63.1	11/09/18	ARKANSAS ST.	w	94-73	1209			
Scoring margin	+11.4	-	11/15/18	at Denver	w	67-61	804			
FIELD GOALS-ATT	880-1858	723-1681	11/22/18	vs Elon	w	72-56	1100			
Field goal pct	.474	.430	11/23/18	at Pacific	w	73-71	602			
3 POINT FG-ATT	246-637	187-564	11/24/18	at UC Riverside	w	60-48	254			
3-point FG pct	.386	.332	11/27/18	HOWARD PAYNE	w	90-53	1027			
3-pt FG made per game	7.5	5.7	12/01/18	at Pepperdine	L	62-77	1044			
FREE THROWS-ATT	452-632	449-624	12/04/18	CAMPBELL	w	83-68	1048			
Free throw pct	.715	.720	12/08/18	SCHREINER	w	93-53	1018			
F-Throws made per game	13.7	13.6	12/15/18	at TTU	L	48-82	7169			
REBOUNDS	1093	1036	12-21-18	at Southeast Missouri	w	70-68	672			
Rebounds per game	33.1	31.4	12/29/18	MCMURRY	w	88-40	685			
Rebounding margin	+1.7	-	* 01/02/19	NEW ORLEANS	w	68-58	525			
ASSISTS	516	343	* 1/5/19	at Sam Houston State	L	68-71	771			
Assists per game	15.6	10.4	* 1/9/19	at McNeese	w	73-72	1782			
TURNOVERS	397	548	* 01/12/19	at Southeastern	w	75-72	563			
Turnovers per game	12.0	16.6	* 01/16/19	HOUSTON BAPTIST	w	75-68	1169			
Turnover margin	+4.6	-	* 01/19/19	NORTHWESTERN ST.	w	78-69	1199			
Assist/turnover ratio	1.3	0.6	* 01/23/19	at SFA	L	60-61	3027			
STEALS	288	186	* 01/26/19	CENTRAL ARK.	w	79-56	1669			
Steals per game	8.7	5.6	* 01/30/19	A&M-CORPUS CHRISTI	w	78-71	1301			
BLOCKS	90	91	* 2/6/19	at Lamar University	w	75-64	2438			
Blocks per game	2.7	2.8	* 02/09/19	SAM HOUSTON STATE	Lo2	85-90	2397			
ATTENDANCE	18421	27145	* 02/13/19	at Nicholls	w	64-48	313			
Home games-Avg/Game	15-1228	15-1480	* 02/16/19	at Incarnate Word	w	68-48	739			
Neutral site-Avg/Game	-	3-1650	* 02/23/19	SOUTHEASTERN	L	66-75	1399			
			* 02/27/19	at A&M-Corpus Christi	w	73-64	1191			
Score by Periods	1st	2nd	OT	OT2	Totals					
Abilene Christian	1147	1293	9	9	2458					
Opponents	993	1066	9	14	2082					
						* 3/2/19	at Central Ark.	w	67-55	825
						* 03/05/19	SFA	w	72-58	1235
						* 03/09/18	INCARNATE WORD	w	81-52	1501
						03/15/19	vs Southeastern	w	69-66	2100
						03/16/19	vs New Orleans	w	77-60	1751

\* - Southland game

# 2018-19 ACU STATISTICS (Southland Conference Only)



## 2018-19 ACU Wildcat Men's Basketball ACU Wildcats Combined Team Statistics (as of Mar 17, 2019) Southland games only

RECORD:	OVERALL	HOME	AWAY	NEUTRAL
ALL GAMES	14-4	7-2	7-2	0-0
CONFERENCE	14-4	7-2	7-2	0-0
NON-CONFERENCE	0-0	0-0	0-0	0-0

#	Player	gp-gs	min	avg	Total		3-Point		F-Throw		Rebounds				a	to	blk	stl	pts	avg					
					fg-fga	fg%	3fg-fga	3fg%	ft-fa	ft%	off	def	tot	avg							pf	dq			
21	Friday, Jalone	10-10	228	22.8	48-101	.475	15-33	.455	19-24	.792	8	38	46	4.6	36	1	6	26	9	6	130	13.0			
01	Lewis, Jaren	18-18	604	33.6	75-193	.389	9-28	.321	68-87	.782	41	75	116	6.4	37	0	53	33	16	32	227	12.6			
05	Ricks, Payten	18-18	611	33.9	69-167	.413	45-117	.385	29-36	.806	4	44	48	2.7	36	0	37	25	0	16	212	11.8			
13	Maxwell, B.J.	13-11	374	28.8	55-109	.505	21-56	.375	21-21	1.000	18	39	57	4.4	38	2	25	11	7	18	152	11.7			
00	Franklin, Jaylen	18-18	619	34.4	77-152	.507	4-12	.333	43-73	.589	10	73	83	4.6	46	2	93	41	5	36	201	11.2			
15	Farquhar, Hayden	18-2	300	16.7	54-97	.557	24-51	.471	12-18	.667	22	31	53	2.9	47	0	17	16	5	15	144	8.0			
32	Pleasant, Joe	18-2	248	13.8	32-60	.533	1-8	.125	22-33	.667	20	35	55	3.1	29	1	3	21	3	5	87	4.8			
04	Daniels, Damien	18-3	221	12.3	21-56	.375	8-23	.348	7-9	.778	7	23	30	1.7	22	0	29	13	0	7	57	3.2			
14	Lenox, Trey	18-3	263	14.6	14-36	.389	9-22	.409	4-4	1.000	2	20	22	1.2	20	0	10	11	0	8	41	2.3			
42	Gayman, Clay	16-1	77	4.8	8-21	.381	5-13	.385	4-6	.667	8	3	11	0.7	5	0	2	7	1	2	25	1.6			
34	Kohl, Kolton	17-4	69	4.1	7-15	.467	0-0	.000	11-17	.647	11	12	23	1.4	8	0	2	5	5	1	25	1.5			
33	Hiepler, Paul	6-0	5	0.8	0-1	.000	0-1	.000	2-3	.667	0	0	0	0.0	0	0	0	0	0	1	2	0.3			
11	Cameron, Tobias	9-0	25	2.8	1-3	.333	0-2	.000	0-1	.000	1	1	2	0.2	2	0	3	2	0	0	2	0.2			
22	Cobb, Chase	7-0	6	0.9	0-1	.000	0-1	.000	0-0	.000	0	1	1	0.1	0	0	0	1	0	0	0	0.0			
Team											18	30	48												5
Total.....		18	3650		461-1012	.456	141-367	.384	242-332	.729	170	425	595	33.1	326	6	280	217	51	147	1305	72.5			
Opponents.....		18	3650		403-948	.425	98-306	.320	248-335	.740	169	430	599	33.3	307	7	196	281	57	112	1152	64.0			

TEAM STATISTICS	ACU	OPP	Date	Opponent	Score	Att.	
SCORING	1305	1152	* 01/02/19	NEW ORLEANS	w	68-58	525
Points per game	72.5	64.0	* 1/5/19	at Sam Houston State	L	68-71	771
Scoring margin	+8.5	-	* 1/9/19	at McNeese	w	73-72	1782
FIELD GOALS-ATT	461-1012	403-948	* 01/12/19	at Southeastern	w	75-72	563
Field goal pct	.456	.425	* 01/16/19	HOUSTON BAPTIST	w	75-68	1169
3 POINT FG-ATT	141-367	98-306	* 01/19/19	NORTHWESTERN ST.	w	78-69	1199
3-point FG pct	.384	.320	* 01/23/19	at SFA	L	60-61	3027
3-pt FG made per game	7.8	5.4	* 01/26/19	CENTRAL ARK.	w	79-56	1669
FREE THROWS-ATT	242-332	248-335	* 01/30/19	A&M-CORPUS CHRISTI	w	78-71	1301
Free throw pct	.729	.740	* 2/6/19	at Lamar University	w	75-64	2438
F-Throws made per game	13.4	13.8	* 02/09/19	SAM HOUSTON STATE	Lo2	85-90	2397
REBOUNDS	595	599	* 02/13/19	at Nicholls	w	64-48	313
Rebounds per game	33.1	33.3	* 02/16/19	at Incarnate Word	w	68-48	739
Rebounding margin	-0.2	-	* 02/23/19	SOUTHEASTERN	L	66-75	1399
ASSISTS	280	196	* 02/27/19	at A&M-Corpus Christi	w	73-64	1191
Assists per game	15.6	10.9	* 3/2/19	at Central Ark.	w	67-55	825
TURNOVERS	217	281	* 03/05/19	SFA	w	72-58	1235
Turnovers per game	12.1	15.6	* 03/09/18	INCARNATE WORD	w	81-52	1501
Turnover margin	+3.6	-	* - Southland game				
Assist/turnover ratio	1.3	0.7					
STEALS	147	112					
Steals per game	8.2	6.2					
BLOCKS	51	57					
Blocks per game	2.8	3.2					
ATTENDANCE	12395	11649					
Home games-Avg/Game	9-1377	9-1294					
Neutral site-Avg/Game	-	0-0					

Score by Periods	1st	2nd	OT	OT2	Totals
ACU Wildcats	596	691	9	9	1305
Opponents	561	568	9	14	1152

# 2018-19 GAME-BY-GAME STATS

## 2018-19 ACU Basketball Abilene Christian Team Game-by-Game (as of Mar 18, 2019) All games

### TEAM STATISTICS

Opponent	Date	Score		Total		3-Pointers		Free throws		Rebounds				pf	a	t/o	blk	stl	pts	avg
				fg-fga	pct	3fg-fga	pct	ft-fa	pct	off	def	tot	avg							
ARLINGTON BAPTIST	11/06/18	107-54	W	41-66	.621	11-23	.478	14-21	.667	14	27	41	41.0	20	26	11	6	13	107	107.0
ARKANSAS ST.	11/09/18	94-73	W	31-55	.564	8-14	.571	24-31	.774	12	28	40	40.5	27	17	18	0	8	94	100.5
at Denver	11/15/18	67-61	W	22-49	.449	10-24	.417	13-16	.813	5	21	26	35.7	15	16	9	5	5	67	89.3
vs Elon	11/22/18	72-56	W	29-56	.518	11-18	.611	3-6	.500	9	20	29	34.0	21	19	6	1	4	72	85.0
at Pacific	11/23/18	73-71	W	28-56	.500	5-15	.333	12-18	.667	8	23	31	33.4	28	11	10	2	4	73	82.6
at UC Riverside	11/24/18	60-48	W	22-53	.415	4-10	.400	12-19	.632	15	20	35	33.7	15	11	9	1	6	60	78.8
HOWARD PAYNE	11/27/18	90-53	W	37-61	.607	6-20	.300	10-18	.556	12	20	32	33.4	15	21	16	3	19	90	80.4
at Pepperdine	12/01/18	62-77	L	25-62	.403	4-18	.222	8-13	.615	10	22	32	33.2	24	13	11	1	9	62	78.1
CAMPBELL	12/04/18	83-68	W	27-48	.563	7-14	.500	22-26	.846	4	17	21	31.9	23	11	11	0	14	83	78.7
SCHREINER	12/08/18	93-53	W	32-55	.582	11-21	.524	18-24	.750	13	24	37	32.4	20	22	18	4	10	93	80.1
at TTU	12/15/18	48-82	L	15-53	.283	5-21	.238	13-22	.591	9	17	26	31.8	25	9	8	3	4	48	77.2
at Southeast Missouri	12-21-18	70-68	W	23-50	.460	4-15	.267	20-28	.714	5	24	29	31.6	16	12	14	5	9	70	76.6
MCMURRY	12/29/18	88-40	W	35-74	.473	8-25	.320	10-16	.625	23	33	56	33.5	9	22	14	3	14	88	77.5
NEW ORLEANS	01/02/19	68-58	W	24-53	.453	8-17	.471	12-16	.750	9	23	32	33.4	20	12	18	4	11	68	76.8
at Sam Houston State	1/5/19	68-71	L	22-50	.440	10-14	.714	14-16	.875	10	18	28	33.0	17	14	18	2	11	68	76.2
at McNeese	1/9/19	73-72	W	26-52	.500	10-22	.455	11-19	.579	6	23	29	32.8	16	22	7	2	3	73	76.0
at Southeastern	01/12/19	75-72	W	27-56	.482	6-13	.462	15-20	.750	8	20	28	32.5	26	10	8	3	7	75	75.9
HOUSTON BAPTIST	01/16/19	75-68	W	28-58	.483	6-20	.300	13-21	.619	11	18	29	32.3	18	18	12	2	10	75	75.9
NORTHWESTERN ST.	01/19/19	78-69	W	28-61	.459	8-20	.400	14-20	.700	11	30	41	32.7	18	18	11	5	3	78	76.0
at SFA	01/23/19	60-61	L	23-52	.442	6-17	.353	8-10	.800	9	23	32	32.7	15	12	26	4	11	60	75.2
CENTRAL ARK.	01/26/19	79-56	W	28-60	.467	6-20	.300	17-24	.708	10	27	37	32.9	21	18	12	6	10	79	75.4
A&M-CORPUS CHRISTI	01/30/19	78-71	W	25-59	.424	12-24	.500	16-21	.762	14	19	33	32.9	22	17	14	3	12	78	75.5
at Lamar University	2/6/19	75-64	W	25-59	.424	5-15	.333	20-26	.769	12	27	39	33.2	25	14	10	3	7	75	75.5
SAM HOUSTON STATE	02/09/19	85-90	Lot	32-58	.552	7-18	.389	14-20	.700	6	20	26	32.9	23	11	20	1	6	85	75.9
at Nicholls	02/13/19	64-48	W	24-60	.400	4-19	.211	12-14	.857	8	35	43	33.3	12	15	7	3	7	64	75.4
at Incarnate Word	02/16/19	68-48	W	26-52	.500	7-23	.304	9-12	.750	7	21	28	33.1	18	16	12	3	9	68	75.1
SOUTHEASTERN	02/23/19	66-75	L	21-54	.389	8-24	.333	16-21	.762	10	16	26	32.8	21	13	9	4	7	66	74.8
at A&M-Corpus Christi	02/27/19	73-64	W	22-54	.407	8-25	.320	21-31	.677	11	24	35	32.9	16	15	7	0	11	73	74.7
at Central Ark.	3/2/19	67-55	W	27-60	.450	10-24	.417	3-3	1.000	4	29	33	32.9	13	18	9	0	8	67	74.4
SFA	03/05/19	72-58	W	24-55	.436	8-26	.308	16-23	.696	13	28	41	33.2	14	18	10	5	5	72	74.4
INCARNATE WORD	03/09/18	81-52	W	29-59	.492	12-26	.462	11-15	.733	11	24	35	33.2	11	19	7	1	9	81	74.6
vs Southeastern	03/15/19	69-66	W	20-51	.392	7-20	.350	22-28	.786	9	22	31	33.2	22	11	13	3	9	69	74.4
vs New Orleans	03/16/19	77-60	W	32-57	.561	4-12	.333	9-14	.643	7	25	32	33.1	13	15	12	2	13	77	74.5
Abilene Christian		2458		880-1858	.474	246-637	.386	452-632	.715	325	768	1093	33.1	619	516	397	90	288	2458	74.5
Opponents		2082		723-1681	.430	187-564	.332	449-624	.720	287	749	1036	31.4	598	343	548	91	186	2082	63.1

Games played: 33  
Points/game: 74.5  
FG Pct: 47.4  
3FG Pct: 38.6  
FT Pct: 71.5

Rebounds/game: 33.1  
Assists/game: 15.6  
Turnovers/game: 12.0  
Assist/turnover ratio: 1.3  
Steals/game: 8.7  
Blocks/game: 2.7

# 2018-19 OPPONENT GAME-BY-GAME

## 2018-19 ACU Basketball Abilene Christian Opponent Game-by-Game (as of Mar 18, 2019) All games

### OPPONENT STATISTICS

Opponent	Date	Score		Total		3-Pointers		Free throws		Rebounds				pf	a	t/o	blk	stl	pts	avg
				fg-fga	pct	3fg-fga	pct	ft-fa	pct	off	def	tot	avg							
ARLINGTON BAPTIST	11/06/18	107-54	W	18-49	.367	5-12	.417	13-18	.722	7	14	21	21.0	22	5	22	0	2	54	54.0
ARKANSAS ST.	11/09/18	94-73	W	26-59	.441	6-17	.353	15-24	.625	11	18	29	25.0	24	13	16	2	6	73	63.5
at Denver	11/15/18	67-61	W	25-51	.490	9-15	.600	2-11	.182	10	23	33	27.7	18	11	15	4	1	61	62.7
vs Elon	11/22/18	72-56	W	18-40	.450	7-20	.350	13-19	.684	5	20	25	27.0	15	15	11	2	3	56	61.0
at Pacific	11/23/18	73-71	W	20-46	.435	3-13	.231	28-37	.757	9	24	33	28.2	19	5	9	3	6	71	63.0
at UC Riverside	11/24/18	60-48	W	18-46	.391	3-14	.214	9-15	.600	11	20	31	28.7	21	6	17	2	2	48	60.5
HOWARD PAYNE	11/27/18	90-53	W	19-42	.452	6-14	.429	9-16	.563	6	16	22	27.7	13	10	28	1	8	53	59.4
at Pepperdine	12/01/18	62-77	L	22-46	.478	8-18	.444	25-30	.833	7	29	36	28.8	16	16	15	2	6	77	61.6
CAMPBELL	12/04/18	83-68	W	22-45	.489	3-14	.214	21-28	.750	9	21	30	28.9	19	6	22	2	4	68	62.3
SCHREINER	12/08/18	93-53	W	19-52	.365	5-19	.263	10-14	.714	10	12	22	28.2	23	5	20	1	6	53	61.4
at TTU	12/15/18	48-82	L	30-54	.556	7-22	.318	15-21	.714	7	31	38	29.1	21	14	10	2	5	82	63.3
at Southeast Missouri	12-21-18	70-68	W	24-49	.490	11-24	.458	9-13	.692	4	26	30	29.2	27	14	23	3	4	68	63.7
MCMURRY	12/29/18	88-40	W	15-55	.273	5-23	.217	5-6	.833	8	19	27	29.0	16	4	22	3	10	40	61.8
NEW ORLEANS	01/02/19	68-58	W	21-51	.412	0-8	.000	16-27	.593	12	21	33	29.3	20	9	19	1	8	58	61.6
at Sam Houston State	1/5/19	68-71	L	27-49	.551	8-16	.500	9-13	.692	7	19	26	29.1	14	14	19	5	10	71	62.2
at McNeese	1/9/19	73-72	W	25-53	.472	8-15	.533	14-19	.737	8	25	33	29.3	15	20	6	4	5	72	62.8
at Southeastern	01/12/19	75-72	W	19-50	.380	3-8	.375	31-33	.939	11	24	35	29.6	17	7	13	5	3	72	63.4
HOUSTON BAPTIST	01/16/19	75-68	W	25-50	.500	6-14	.429	12-17	.706	9	24	33	29.8	18	14	20	1	6	68	63.6
NORTHWESTERN ST.	01/19/19	78-69	W	23-58	.397	6-24	.250	17-23	.739	11	25	36	30.2	17	12	12	4	10	69	63.9
at SFA	01/23/19	60-61	L	23-54	.426	7-19	.368	8-11	.727	8	22	30	30.2	14	10	21	1	12	61	63.8
CENTRAL ARK.	01/26/19	79-56	W	15-50	.300	4-20	.200	22-30	.733	11	25	36	30.4	16	7	20	3	7	56	63.4
A&M-CORPUS CHRISTI	01/30/19	78-71	W	25-46	.543	2-10	.200	19-24	.792	6	23	29	30.4	18	9	19	4	8	71	63.7
at Lamar University	2/6/19	75-64	W	20-61	.328	3-17	.176	21-29	.724	19	27	46	31.0	22	9	15	4	2	64	63.7
SAM HOUSTON STATE	02/09/19	85-90	Lot	31-59	.525	6-22	.273	22-25	.880	9	23	32	31.1	22	11	19	3	10	90	64.8
at Nicholls	02/13/19	64-48	W	16-54	.296	5-22	.227	11-13	.846	5	28	33	31.2	14	7	10	3	4	48	64.2
at Incarnate Word	02/16/19	68-48	W	17-41	.415	4-13	.308	10-12	.833	3	18	21	30.8	18	8	19	3	4	48	63.5
SOUTHEASTERN	02/23/19	66-75	L	25-54	.463	8-21	.381	17-23	.739	17	27	44	31.3	18	15	14	1	7	75	64.0
at A&M-Corpus Christi	02/27/19	73-64	W	26-56	.464	6-19	.316	6-14	.429	11	26	37	31.5	20	13	15	3	3	64	64.0
at Central Ark.	3/2/19	67-55	W	23-59	.390	7-19	.368	2-7	.286	10	29	39	31.7	8	16	13	7	4	55	63.7
SFA	03/05/19	72-58	W	22-57	.386	6-18	.333	8-11	.727	9	23	32	31.7	23	6	10	3	3	58	63.5
INCARNATE WORD	03/09/18	81-52	W	20-46	.435	9-21	.429	3-4	.750	3	21	24	31.5	13	9	17	2	6	52	63.1
vs Southeastern	03/15/19	69-66	W	23-47	.489	5-17	.294	15-21	.714	6	25	31	31.5	22	10	17	4	6	66	63.2
vs New Orleans	03/16/19	77-60	W	21-52	.404	6-16	.375	12-16	.750	8	21	29	31.4	15	13	20	3	5	60	63.1
Opponents		2082		723-1681	.430	187-564	.332	449-624	.720	287	749	1036	31.4	598	343	548	91	186	2082	63.1
Abilene Christian		2458		880-1858	.474	246-637	.386	452-632	.715	325	768	1093	33.1	619	516	397	90	288	2458	74.5

Games played: 33  
Points/game: 63.1  
FG Pct: 43.0  
3FG Pct: 33.2  
FT Pct: 72.0

Rebounds/game: 31.4  
Assists/game: 10.4  
Turnovers/game: 16.6  
Assist/turnover ratio: 0.6  
Steals/game: 5.6  
Blocks/game: 2.8

# ACU, OPPONENT GAME HIGHS

## Abilene Christian - INDIVIDUAL GAME HIGHS

Points	24	Franklin, Jaylen vs Arkansas St. (11/09/18)
	23	Ricks, Payten at Denver (11/15/18)
	22	Franklin, Jaylen at Lamar University (2/6/19)
	22	Ricks, Payten at Southeastern (01/12/19)
	22	Friday, Jalone at Pacific (11/23/18)
Field Goals Made	10	Lewis, Jaren vs New Orleans (03/16/19)
	10	Friday, Jalone at Pacific (11/23/18)
	10	Franklin, Jaylen vs Arkansas St. (11/09/18)
Field Goal Att.	17	Lewis, Jaren vs New Orleans (03/16/19)
	17	Friday, Jalone at Southeast Missouri (12-21-18)
	17	Lewis, Jaren vs Elon (11/22/18)
FG Pct (min 5 made)	1.000 (5-5)	Daniels, Damien at Southeastern (01/12/19)
	.889 (8-9)	Farquhar, Hayden at SFA (01/23/19)
	.889 (8-9)	Lewis, Jaren vs Arlington Baptist (11/06/18)
3-Point FG Made	5	Ricks, Payten vs Southeastern (03/15/19)
	5	Ricks, Payten at A&M-Corpus Christi (01/30/19)
	5	Ricks, Payten at McNeese (1/9/19)
	5	Ricks, Payten at Sam Houston State (1/5/19)
	5	Ricks, Payten at Denver (11/15/18)
3-Point FG Att.	11	Ricks, Payten at A&M-Corpus Christi (02/27/19)
	10	Ricks, Payten vs Southeastern (03/15/19)
3-Pt FG Pct (min 2 made)	1.000 (4-4)	Ricks, Payten at Southeastern (01/12/19)
	1.000 (2-2)	Daniels, Damien vs Incarnate Word (03/09/18)
	1.000 (2-2)	Gayman, Clay vs Southeastern (02/23/19)
	1.000 (2-2)	Lenox, Trey at TTU (12/15/18)
	1.000 (2-2)	Maxwell, B.J. at UC Riverside (11/24/18)
	1.000 (2-2)	Friday, Jalone vs Elon (11/22/18)
	1.000 (2-2)	Maxwell, B.J. vs Arkansas St. (11/09/18)
	1.000 (2-2)	Cobb, Chase vs Arlington Baptist (11/06/18)
Free Throws Made	10	Daniels, Damien vs Southeastern (03/15/19)
	9	Lewis, Jaren at A&M-Corpus Christi (02/27/19)
Free Throw Att.	12	Lewis, Jaren at A&M-Corpus Christi (02/27/19)
	11	Franklin, Jaylen vs SFA (03/05/19)
FT Pct (min 3 made)	1.000 (10-10)	Daniels, Damien vs Southeastern (03/15/19)
	1.000 (6-6)	Maxwell, B.J. vs Northwestern St. (01/19/19)
	1.000 (6-6)	Lenox, Trey vs CAMPBELL (12/04/18)
	1.000 (5-5)	Ricks, Payten at Southeast Missouri (12-21-18)
	1.000 (4-4)	Farquhar, Hayden vs A&M-Corpus Christi (01/30/19)
	1.000 (4-4)	Maxwell, B.J. vs A&M-Corpus Christi (01/30/19)
	1.000 (4-4)	Maxwell, B.J. at Southeastern (01/12/19)
	1.000 (4-4)	Lewis, Jaren at Sam Houston State (1/5/19)
	1.000 (4-4)	Lewis, Jaren vs New Orleans (01/02/19)
	1.000 (4-4)	Ricks, Payten at TTU (12/15/18)
	1.000 (4-4)	Ricks, Payten vs CAMPBELL (12/04/18)
	1.000 (4-4)	Ricks, Payten at UC Riverside (11/24/18)
	1.000 (4-4)	Ricks, Payten at Denver (11/15/18)
	1.000 (4-4)	Kohl, Kolton vs Arkansas St. (11/09/18)
	1.000 (4-4)	Friday, Jalone vs Arkansas St. (11/09/18)
	1.000 (4-4)	Ricks, Payten vs Arkansas St. (11/09/18)
	1.000 (3-3)	Lewis, Jaren vs SFA (03/05/19)
	1.000 (3-3)	Lewis, Jaren at Central Ark. (3/2/19)
	1.000 (3-3)	Ricks, Payten vs Southeastern (02/23/19)
	1.000 (3-3)	Lewis, Jaren at Incarnate Word (02/16/19)
	1.000 (3-3)	Lewis, Jaren at Nicholls (02/13/19)
	1.000 (3-3)	Pleasant, Joe at Southeastern (01/12/19)
	1.000 (3-3)	Ricks, Payten at Sam Houston State (1/5/19)
	1.000 (3-3)	Pleasant, Joe vs Schreiner (12/08/18)
Rebounds	15	Lewis, Jaren vs Arkansas St. (11/09/18)
	11	Lewis, Jaren vs Southeastern (03/15/19)
Assists	10	Franklin, Jaylen vs SFA (03/05/19)
	9	Lewis, Jaren vs Incarnate Word (03/09/18)
Steals	7	Ricks, Payten vs CAMPBELL (12/04/18)
	6	Lewis, Jaren at A&M-Corpus Christi (02/27/19)
	6	Franklin, Jaylen vs A&M-Corpus Christi (01/30/19)
Blocked Shots	5	Friday, Jalone at Southeast Missouri (12-21-18)
	4	Lewis, Jaren vs SFA (03/05/19)
Turnovers	7	Friday, Jalone at SFA (01/23/19)
	6	Ricks, Payten at SFA (01/23/19)
	6	Franklin, Jaylen at Sam Houston State (1/5/19)
	6	Ricks, Payten vs New Orleans (01/02/19)
Fouls	5	Franklin, Jaylen vs Southeastern (03/15/19)
	5	Maxwell, B.J. vs Sam Houston State (02/09/19)
	5	Friday, Jalone vs Sam Houston State (02/09/19)
	5	Maxwell, B.J. at SFA (01/23/19)
	5	Franklin, Jaylen at Southeastern (01/12/19)
	5	Pleasant, Joe at Southeastern (01/12/19)
	5	Franklin, Jaylen vs New Orleans (01/02/19)
	5	Friday, Jalone at TTU (12/15/18)
	5	Franklin, Jaylen vs CAMPBELL (12/04/18)
	5	Friday, Jalone at Pepperdine (12/01/18)
	5	Lenox, Trey at Pacific (11/23/18)
	5	Maxwell, B.J. at Pacific (11/23/18)
Minutes	49	Ricks, Payten vs Sam Houston State (02/09/19)
	47	Franklin, Jaylen vs Sam Houston State (02/09/19)
	42	Lewis, Jaren vs Sam Houston State (02/09/19)
	39	Ricks, Payten vs Southeastern (03/15/19)
	39	Franklin, Jaylen at Central Ark. (3/2/19)
	39	Franklin, Jaylen vs Southeastern (02/23/19)
	39	Lewis, Jaren at McNeese (1/9/19)
	39	Ricks, Payten at McNeese (1/9/19)

## OPPONENT INDIVIDUAL GAME HIGHS

Points	30	Delaney, Josh at Sam Houston State (1/5/19)
	30	Culver, Jarrett at TTU (12/15/18)
	27	Greenwood, Moses vs Southeastern (02/23/19)
	26	CLEMONS, Chris vs CAMPBELL (12/04/18)
	24	Kevon Harris at SFA (01/23/19)
	24	Cockfield, Ty vs Arkansas St. (11/09/18)
Field Goals Made	12	Greenwood, Moses vs Southeastern (02/23/19)
	12	Culver, Jarrett at TTU (12/15/18)
Field Goal Att.	21	Garth, Nick at Lamar University (2/6/19)
	20	Shannon Bogues at SFA (01/23/19)
FG Pct (min 5 made)	1.000 (9-9)	Harris, Marcus vs Sam Houston State (02/09/19)
	1.000 (7-7)	Matthews, J.J. vs Arkansas St. (11/09/18)
3-Point FG Made	5	Harvey, James at McNeese (1/9/19)
	5	Delaney, Josh at Sam Houston State (1/5/19)
	5	EDWARDS, Kessler at Pepperdine (12/01/18)
3-Point FG Att.	10	Garth, Nick at Lamar University (2/6/19)
	9	Veal, Marlain vs Southeastern (03/15/19)
	9	Gonzalez, Brandon vs Southeastern (02/23/19)
	9	Shannon Bogues at SFA (01/23/19)
3-Pt FG Pct (min 2 made)	1.000 (3-3)	Harris, Marcus vs Sam Houston State (02/09/19)
	1.000 (2-2)	Carter Zacc vs McMurry (12/29/18)
	1.000 (2-2)	SMITH, Jade' at Pepperdine (12/01/18)
	1.000 (2-2)	Donovan Carlisle at Denver (11/15/18)
Free Throws Made	15	Veal, Marlain at Southeastern (01/12/19)
	14	Gallinat, Roberto at Pacific (11/23/18)
Free Throw Att.	16	Veal, Marlain at Southeastern (01/12/19)
	15	Gallinat, Roberto at Pacific (11/23/18)
FT Pct (min 3 made)	1.000 (10-10)	Delaney, Cameron vs Sam Houston State (02/09/19)
	1.000 (8-8)	Johnson, Kevin at Nicholls (02/13/19)
	1.000 (6-6)	COOPER JR., Eric at Pepperdine (12/01/18)
	1.000 (6-6)	Martin, Dikymbe at UC Riverside (11/24/18)
	1.000 (6-6)	Dorsey, Lafayette at Pacific (11/23/18)
	1.000 (5-5)	Myers, Jahmel vs New Orleans (03/16/19)
	1.000 (5-5)	Greenwood, Moses at Southeastern (01/12/19)
	1.000 (4-4)	Veal, Marlain vs Southeastern (03/15/19)
	1.000 (4-4)	Bryce Davis at Incarnate Word (02/16/19)
	1.000 (4-4)	Holmes, V.J. at Lamar University (2/6/19)
	1.000 (4-4)	Garth, Nick at Lamar University (2/6/19)
	1.000 (4-4)	South, Kareem vs A&M-Corpus Christi (01/30/19)
	1.000 (4-4)	Shittu, SK vs Central Ark. (01/26/19)
	1.000 (4-4)	Koval, Hayden vs Central Ark. (01/26/19)
	1.000 (4-4)	Jones, DeAndre vs Central Ark. (01/26/19)
	1.000 (4-4)	Charles, Ezekiel vs New Orleans (01/02/19)
	1.000 (4-4)	Townes, Anthony at Pacific (11/23/18)
	1.000 (3-3)	Unruh, Thatch vs Central Ark. (01/26/19)
Rebounds	13	Barrett, Christian at Lamar University (2/6/19)
	11	Greenwood, Moses vs Southeastern (02/23/19)
	11	Lane, Ishmael vs Northwestern St. (01/19/19)
	11	DuBose, Ian vs Houston Baptist (01/16/19)
	11	Greenwood, Moses at Southeastern (01/12/19)
	11	Brown, Roydell at McNeese (1/9/19)
Assists	9	Jones, DeAndre at Central Ark. (3/2/19)
	8	ROSS, Colbey at Pepperdine (12/01/18)
Steals	5	Charles, Ezekiel vs New Orleans (01/02/19)
	4	Veal, Marlain vs Southeastern (03/15/19)
	4	John Comeaux at SFA (01/23/19)
	4	White, Brian vs Northwestern St. (01/19/19)
	4	Carter, Zacc vs McMurry (12/29/18)
Blocked Shots	6	Koval, Hayden at Central Ark. (3/2/19)
	3	Koval, Hayden vs Central Ark. (01/26/19)
	3	Lane, Ishmael vs Northwestern St. (01/19/19)
	3	Greenwood, Moses at Southeastern (01/12/19)
Turnovers	8	Davonte Fitzgerald at SFA (01/23/19)
	7	Mitchell, Kai vs Sam Houston State (02/09/19)
	7	Rosser, Damion vs New Orleans (01/02/19)
	7	Shadd Cole vs Howard Payne (11/27/18)
Fouls	5	Christian Peevy vs Incarnate Word (03/09/18)
	5	John Comeaux vs SFA (03/05/19)
	5	Nathan Bain vs SFA (03/05/19)
	5	Schmidt, Elijah at A&M-Corpus Christi (02/27/19)
	5	Veal, Marlain vs Southeastern (02/23/19)
	5	Mitchell, Kai vs Sam Houston State (02/09/19)
	5	Kennedy, Shamarkus at McNeese (1/9/19)
	5	TOLBERT, Sage at Southeast Missouri (12-21-18)
	5	Paul Wells vs Schreiner (12/08/18)
	5	Blake Kindred vs Schreiner (12/08/18)
	5	Gilliam, Jordan at UC Riverside (11/24/18)
	5	Jake Kafka at Denver (11/15/18)
	5	Matthews, J.J. vs Arkansas St. (11/09/18)



# ACU, OPPONENT GAME HIGHS / LOWS

## Abilene Christian - TEAM GAME HIGHS

POINTS	107	ARLINGTON BAPTIST (11/06/18)
	94	ARKANSAS ST. (11/09/18)
	93	SCHREINER (12/08/18)
	90	HOWARD PAYNE (11/27/18)
	88	MCMURRY (12/29/18)
FIELD GOALS MADE	41	ARLINGTON BAPTIST (11/06/18)
	37	HOWARD PAYNE (11/27/18)
FIELD GOAL ATTEMPTS	74	MCMURRY (12/29/18)
	66	ARLINGTON BAPTIST (11/06/18)
FIELD GOAL PERCENTAGE	.621 (41-66)	ARLINGTON BAPTIST (11/06/18)
	.607 (37-61)	HOWARD PAYNE (11/27/18)
3 PT FIELD GOALS MADE	12	INCARNATE WORD (03/09/18)
	12	A&M-CORPUS CHRISTI (01/30/19)
3 PT FG ATTEMPTS	26	INCARNATE WORD (03/09/18)
	26	SFA (03/05/19)
3 PT FG PERCENTAGE	.714 (10-14)	at Sam Houston State (1/5/19)
	.611 (11-18)	vs Elon (11/22/18)
FREE THROWS MADE	24	ARKANSAS ST. (11/09/18)
	22	vs Southeastern (03/15/19)
	22	CAMPBELL (12/04/18)
FREE THROW ATTEMPTS	31	at A&M-Corpus Christi (02/27/19)
	31	ARKANSAS ST. (11/09/18)
FREE THROW PERCENTAGE	1.000 (3-3)	at Central Ark. (3/2/19)
	.875 (14-16)	at Sam Houston State (1/5/19)
REBOUNDS	56	MCMURRY (12/29/18)
	43	at Nicholls (02/13/19)
ASSISTS	26	ARLINGTON BAPTIST (11/06/18)
	22	at McNeese (1/9/19)
	22	MCMURRY (12/29/18)
	22	SCHREINER (12/08/18)
STEALS	19	HOWARD PAYNE (11/27/18)
	14	MCMURRY (12/29/18)
	14	CAMPBELL (12/04/18)
BLOCKED SHOTS	6	CENTRAL ARK. (01/26/19)
	6	ARLINGTON BAPTIST (11/06/18)
TURNOVERS	26	at SFA (01/23/19)
	20	SAM HOUSTON STATE (02/09/19)
FOULS	28	at Pacific (11/23/18)
	27	ARKANSAS ST. (11/09/18)

## Opponent - GAME HIGHS

POINTS	90	SAM HOUSTON STATE (02/09/19)
	82	at TTU (12/15/18)
	77	at Pepperdine (12/01/18)
	75	SOUTHEASTERN (02/23/19)
	73	ARKANSAS ST. (11/09/18)
FIELD GOALS MADE	31	SAM HOUSTON STATE (02/09/19)
	30	at TTU (12/15/18)
FIELD GOAL ATTEMPTS	61	at Lamar University (2/6/19)
	59	at Central Ark. (3/2/19)
	59	SAM HOUSTON STATE (02/09/19)
	59	ARKANSAS ST. (11/09/18)
FIELD GOAL PERCENTAGE	.556 (30-54)	at TTU (12/15/18)
	.551 (27-49)	at Sam Houston State (1/5/19)
3 PT FIELD GOALS MADE	11	at Southeast Missouri (12-21-18)
	9	INCARNATE WORD (03/09/18)
	9	at Denver (11/15/18)
3 PT FG ATTEMPTS	24	NORTHWESTERN ST. (01/19/19)
	24	at Southeast Missouri (12-21-18)
3 PT FG PERCENTAGE	.600 (9-15)	at Denver (11/15/18)
	.533 (8-15)	at McNeese (1/9/19)
FREE THROWS MADE	31	at Southeastern (01/12/19)
	28	at Pacific (11/23/18)
FREE THROW ATTEMPTS	37	at Pacific (11/23/18)
	33	at Southeastern (01/12/19)
FREE THROW PERCENTAGE	.939 (31-33)	at Southeastern (01/12/19)
	.880 (22-25)	SAM HOUSTON STATE (02/09/19)
REBOUNDS	46	at Lamar University (2/6/19)
	44	SOUTHEASTERN (02/23/19)
ASSISTS	20	at McNeese (1/9/19)
	16	at Central Ark. (3/2/19)
	16	at Pepperdine (12/01/18)
STEALS	12	at SFA (01/23/19)
	10	SAM HOUSTON STATE (02/09/19)
	10	NORTHWESTERN ST. (01/19/19)
	10	at Sam Houston State (1/5/19)
	10	MCMURRY (12/29/18)
BLOCKED SHOTS	7	at Central Ark. (3/2/19)
	5	at Southeastern (01/12/19)
	5	at Sam Houston State (1/5/19)
TURNOVERS	28	HOWARD PAYNE (11/27/18)
	23	at Southeast Missouri (12-21-18)
FOULS	27	at Southeast Missouri (12-21-18)
	24	ARKANSAS ST. (11/09/18)

## Abilene Christian - GAME LOWS

POINTS	48	at TTU (12/15/18)
	60	at UC Riverside (11/24/18)
	60	at SFA (01/23/19)
	62	at Pepperdine (12/01/18)
	64	at Nicholls (02/13/19)
FIELD GOALS MADE	15	at TTU (12/15/18)
	20	vs Southeastern (03/15/19)
FIELD GOAL ATTEMPTS	48	CAMPBELL (12/04/18)
	49	at Denver (11/15/18)
FIELD GOAL PERCENTAGE	.283 (15-53)	at TTU (12/15/18)
	.389 (21-54)	SOUTHEASTERN (02/23/19)
3 PT FIELD GOALS MADE	4	at UC Riverside (11/24/18)
	4	at Pepperdine (12/01/18)
	4	at Southeast Missouri (12-21-18)
	4	at Nicholls (02/13/19)
	4	vs New Orleans (03/16/19)
3 PT FG ATTEMPTS	10	at UC Riverside (11/24/18)
	12	vs New Orleans (03/16/19)
3 PT FG PERCENTAGE	.211 (4-19)	at Nicholls (02/13/19)
	.222 (4-18)	at Pepperdine (12/01/18)
FREE THROWS MADE	3	vs Elon (11/22/18)
	3	at Central Ark. (3/2/19)
FREE THROW ATTEMPTS	3	at Central Ark. (3/2/19)
	6	vs Elon (11/22/18)
FREE THROW PERCENTAGE	.500 (3-6)	vs Elon (11/22/18)
	.556 (10-18)	HOWARD PAYNE (11/27/18)
REBOUNDS	21	CAMPBELL (12/04/18)
	26	at Denver (11/15/18)
	26	at TTU (12/15/18)
	26	SAM HOUSTON STATE (02/09/19)
	26	SOUTHEASTERN (02/23/19)
ASSISTS	9	at TTU (12/15/18)
	10	at Southeastern (01/12/19)
STEALS	3	at McNeese (1/9/19)
	3	NORTHWESTERN ST. (01/19/19)
BLOCKED SHOTS	0	ARKANSAS ST. (11/09/18)
	0	CAMPBELL (12/04/18)
	0	at A&M-Corpus Christi (02/27/19)
	0	at Central Ark. (3/2/19)
TURNOVERS	6	vs Elon (11/22/18)
	7	at McNeese (1/9/19)
	7	at Nicholls (02/13/19)
	7	at A&M-Corpus Christi (02/27/19)
	7	INCARNATE WORD (03/09/18)
FOULS	9	MCMURRY (12/29/18)
	11	INCARNATE WORD (03/09/18)

## Opponent - GAME LOWS

POINTS	40	MCMURRY (12/29/18)
	48	at UC Riverside (11/24/18)
	48	at Nicholls (02/13/19)
	48	at Incarnate Word (02/16/19)
	48	INCARNATE WORD (03/09/18)
FIELD GOALS MADE	15	MCMURRY (12/29/18)
	15	CENTRAL ARK. (01/26/19)
FIELD GOAL ATTEMPTS	40	vs Elon (11/22/18)
	41	at Incarnate Word (02/16/19)
FIELD GOAL PERCENTAGE	.273 (15-55)	MCMURRY (12/29/18)
	.296 (16-54)	at Nicholls (02/13/19)
3 PT FIELD GOALS MADE	0	NEW ORLEANS (01/02/19)
	2	A&M-CORPUS CHRISTI (01/30/19)
3 PT FG ATTEMPTS	8	NEW ORLEANS (01/02/19)
	8	at Southeastern (01/12/19)
3 PT FG PERCENTAGE	.000 (0-8)	NEW ORLEANS (01/02/19)
	.176 (3-17)	at Lamar University (2/6/19)
FREE THROWS MADE	2	at Denver (11/15/18)
	2	at Central Ark. (3/2/19)
FREE THROW ATTEMPTS	4	INCARNATE WORD (03/09/18)
	6	MCMURRY (12/29/18)
FREE THROW PERCENTAGE	.182 (2-11)	at Denver (11/15/18)
	.286 (2-7)	at Central Ark. (3/2/19)
REBOUNDS	21	ARLINGTON BAPTIST (11/06/18)
	21	at Incarnate Word (02/16/19)
ASSISTS	4	MCMURRY (12/29/18)
	5	ARLINGTON BAPTIST (11/06/18)
	5	at Pacific (11/23/18)
	5	SCHREINER (12/08/18)
STEALS	1	at Denver (11/15/18)
	2	ARLINGTON BAPTIST (11/06/18)
	2	at UC Riverside (11/24/18)
	2	at Lamar University (2/6/19)
BLOCKED SHOTS	0	ARLINGTON BAPTIST (11/06/18)
	1	HOWARD PAYNE (11/27/18)
	1	SCHREINER (12/08/18)
	1	NEW ORLEANS (01/02/19)
	1	HOUSTON BAPTIST (01/16/19)
	1	at SFA (01/23/19)
	1	SOUTHEASTERN (02/23/19)
TURNOVERS	6	at McNeese (1/9/19)
	9	at Pacific (11/23/18)
FOULS	8	at Central Ark. (3/2/19)
	13	HOWARD PAYNE (11/27/18)
	13	INCARNATE WORD (03/09/18)



# #0 JAYLEN FRANKLIN

6-2 • 205 • Sr-3VL • G • Little Rock, Arkansas / Parkview HS

## JAYLEN FRANKLIN 2018-19 SEASON BESTS

22	at Lamar University (2/6/19)
20	SAM HOUSTON STATE (02/09/19)
16	vs New Orleans (03/16/19)
16	SFA (03/05/19)
16	at A&M-Corpus Christi (02/27/19)
Field Goals Made	10 ARKANSAS ST. (11/09/18)
9	SAM HOUSTON STATE (02/09/19)
9	at Lamar University (2/6/19)
Field Goal Attempts	15 at Lamar University (2/6/19)
14	SAM HOUSTON STATE (02/09/19)
FG Pct (min 5 made)	.833 (10-12) ARKANSAS ST. (11/09/18)
.714	(5-7) at Incarnate Word (02/16/19)
3-Point Field Goals Made	2 INCARNATE WORD (03/09/18)
1	vs New Orleans (03/16/19)
1	vs Southeastern (03/15/19)
1	at A&M-Corpus Christi (02/27/19)
1	SOUTHEASTERN (02/23/19)
1	MCMURRY (12/29/18)
1	at TTU (12/15/18)
3-Point FG Attempts	3 INCARNATE WORD (03/09/18)
3	at A&M-Corpus Christi (02/27/19)
3-Pt FG Pct (min 2 made)	.667 (2-3) INCARNATE WORD (03/09/18)
Free Throws Made	6 SFA (03/05/19)
5	vs New Orleans (03/16/19)
5	at A&M-Corpus Christi (02/27/19)
5	at Sam Houston State (1/5/19)
5	CAMPBELL (12/04/18)
Free Throw Attempts	11 SFA (03/05/19)
8	vs New Orleans (03/16/19)
8	at A&M-Corpus Christi (02/27/19)
8	at Pacific (11/23/18)
FT Pct (min 3 made)	.833 (5-6) CAMPBELL (12/04/18)
.800	(4-5) SOUTHEASTERN (02/23/19)
Rebounds	8 NEW ORLEANS (01/02/19)
7	SFA (03/05/19)
7	CENTRAL ARK. (01/26/19)
7	at Pepperdine (12/01/18)
Assists	10 SFA (03/05/19)
8	at Central Ark. (3/2/19)
8	at Nicholls (02/13/19)
8	at Pepperdine (12/01/18)
Steals	6 A&M-CORPUS CHRISTI (01/30/19)
4	HOUSTON BAPTIST (01/16/19)
4	MCMURRY (12/29/18)
Blocked Shots	1 vs New Orleans (03/16/19)
1	at Nicholls (02/13/19)
1	SAM HOUSTON STATE (02/09/19)
1	at Lamar University (2/6/19)
1	A&M-CORPUS CHRISTI (01/30/19)
1	at Sam Houston State (1/5/19)
1	ARLINGTON BAPTIST (11/06/18)
Turnovers	6 at Sam Houston State (1/5/19)
Fouls	5 vs Southeastern (03/15/19)
5	at Southeastern (01/12/19)
5	NEW ORLEANS (01/02/19)
5	CAMPBELL (12/04/18)
Minutes	47 SAM HOUSTON STATE (02/09/19)
39	at Central Ark. (3/2/19)
39	SOUTHEASTERN (02/23/19)

## JAYLEN FRANKLIN 2018-19 SEASON GAME-BY-GAME

Opponent	Date	gp	min	Total		3-Pointers		Free Throws		Rebounds				pf	a	tlo	blk	stl	pts	avg		
				fg-fga	pct	fg-fga	pct	ft-fa	pct	off	def	tot	avg									
ARLINGTON BAPTIST	11/06/18	*	24	0-0	.000	0-0	.000	0-0	.000	0	1	1	1	0	2	5	1	1	1	0	0.0	
ARKANSAS ST.	11/09/18	*	34	10-12	.833	0-0	.000	4-6	.667	0	0	0	0	0.5	4	6	1	0	2	24	12.0	
at Denver	11/15/18	*	32	2-4	.500	0-1	.000	1-2	.500	0	6	6	2	3	1	4	0	0	2	5	9.7	
vs Elon	11/22/18	*	22	1-2	.500	0-0	.000	0-0	.000	0	2	2	2	2	3	3	7	1	0	1	2	7.8
at Pacific	11/23/18	*	36	4-8	.500	0-0	.000	4-8	.500	1	3	4	2	6	4	3	2	0	3	12	8.6	
at UC Riverside	11/24/18	*	29	2-2	1.000	0-0	.000	4-6	.667	0	3	3	2	7	4	4	0	0	1	8	8.5	
HOWARD PAYNE	11/27/18	*	21	2-2	1.000	0-0	.000	0-0	.000	1	3	4	2	9	1	6	0	0	3	4	7.9	
at Pepperdine	12/01/18	*	34	6-13	.462	0-1	.000	0-0	.000	1	6	7	3	4	2	8	4	0	1	12	8.4	
CAMPBELL	12/04/18	*	17	2-3	.667	0-0	.000	5-6	.833	1	0	1	3	1	5	3	1	0	0	9	8.4	
SCHREINER	12/08/18	*	27	2-4	.500	0-0	.000	1-2	.500	0	1	1	2	9	3	7	3	0	3	5	8.1	
at TTU	12/15/18	*	35	3-7	.429	1-1	1.000	1-3	.333	0	0	0	2	6	3	2	4	0	0	8	8.1	
at Southeast Missouri	12-21-18	*	37	4-5	.800	0-0	.000	4-7	.571	0	3	3	2	7	1	2	3	0	1	12	8.4	
MCMURRY	12/29/18	*	22	3-6	.500	1-1	1.000	2-2	1.000	1	2	3	2	2	2	3	0	4	9	8.5		
NEW ORLEANS	01/02/19	*	27	5-9	.556	0-0	.000	0-0	.000	0	8	8	3	1	5	4	3	0	1	10	8.6	
at Sam Houston State	1/5/19	*	37	3-9	.333	0-0	.000	5-7	.714	1	3	4	3	1	3	7	6	1	1	11	8.7	
at McNeese	1/9/19	*	32	2-5	.400	0-0	.000	1-3	.333	1	0	1	3	0	2	5	2	0	0	5	8.5	
at Southeastern	01/12/19	*	24	2-6	.333	0-0	.000	0-2	.000	0	2	2	2	9	5	2	2	0	3	4	8.2	
HOUSTON BAPTIST	01/16/19	*	37	3-10	.300	0-0	.000	1-2	.500	0	2	2	2	9	1	7	4	0	4	7	8.2	
NORTHWESTERN ST.	01/19/19	*	29	3-3	1.000	0-0	.000	0-1	.000	0	3	3	2	9	3	3	1	0	1	6	8.1	
at SFA	01/23/19	*	38	6-13	.462	0-1	.000	3-4	.750	0	4	4	3	0	2	6	3	0	2	15	8.4	
CENTRAL ARK.	01/26/19	*	33	2-5	.400	0-0	.000	3-6	.500	0	7	7	3	1	3	5	4	0	3	7	8.3	
A&M-CORPUS CHRISTI	01/30/19	*	33	0-1	.000	0-0	.000	2-4	.500	2	2	4	3	2	4	6	1	1	6	2	8.0	
at Lamar University	2/6/19	*	34	9-15	.600	0-0	.000	4-6	.667	1	5	6	3	2	2	1	1	1	1	22	8.7	
SAM HOUSTON STATE	02/09/19	*	47	9-14	.643	0-1	.000	2-5	.400	2	4	6	3	4	3	3	5	1	1	20	9.1	
at Nicholls	02/13/19	*	31	2-5	.400	0-0	.000	3-4	.750	0	6	6	3	5	3	8	2	1	1	7	9.0	
at Incarnate Word	02/16/19	*	32	5-7	.714	0-0	.000	2-3	.667	0	6	6	3	6	1	6	2	0	1	12	9.2	
SOUTHEASTERN	02/23/19	*	39	5-11	.455	1-2	.500	4-5	.800	1	4	5	3	7	4	5	1	0	2	15	9.4	
at A&M-Corpus Christi	02/27/19	*	38	5-10	.500	1-3	.333	5-8	.625	1	3	4	3	7	2	5	2	0	3	16	9.6	
at Central Ark.	3/2/19	*	39	6-11	.545	0-0	.000	0-0	.000	1	5	6	3	8	1	8	1	0	3	12	9.7	
SFA	03/05/19	*	37	5-10	.500	0-2	.000	6-11	.545	0	7	7	3	9	1	10	1	0	0	16	9.9	
INCARNATE WORD	03/09/18	*	32	5-8	.625	2-3	.667	2-2	1.000	0	2	2	3	8	1	1	0	0	3	14	10.0	
vs Southeastern	03/15/19	*	33	4-7	.571	1-1	1.000	1-2	.500	0	5	5	3	8	5	3	0	1	1	10	10.0	
vs New Orleans	03/16/19	*	35	5-8	.625	1-1	1.000	5-8	.625	0	3	3	3	8	1	6	2	1	0	16	10.2	
Totals			33	1057	127-235	.540	8-18	444	75-125	800	15	111	126	3.8	87	163	69	7	59	337	10.2	

Games played: 33  
 Minutes/game: 32.0  
 Points/game: 10.2  
 FG Pct: 54.0  
 3FG Pct: 44.4  
 FT Pct: 60.0

Rebounds/game: 3.8  
 Assists/game: 4.9  
 Turnovers/game: 2.1  
 Assist/turnover ratio: 2.4  
 Steals/game: 1.8  
 Blocks/game: 0.2

## #0 • JAYLEN FRANKLIN • SEASON-BY-SEASON CAREER TOTALS

Season	gp-gs	min/avg	Total		3-Point		F-Throws		Rebounds				Scoring							
			fg-fga	pct	fg-fga	pct	ft-fa	pct	off	def	tot	avg	pf	fo	ast	to	blk	stl	pts	avg
2015-16	30-24	883/29.4	176-343	.513	8-28	.286	126-206	.612	23	92	115	3.8	84	3	82	85	4	52	486	16.2
2016-17	26-26	896/34.5	115-248	.464	5-28	.179	47-108	.435	12	86	98	3.8	62	2	115	65	8	48	282	10.8
2017-18	32-32	1027/32.1	142-255	.557	4-21	.190	48-89	.539	35	90	125	3.9	77	3	143	86	6	59	336	10.5
2018-19	33-33	1057/32.0	127-235	.540	8-18	.444	75-125	.600	15	111	126	3.8	87	4	163	69	7	59	337	10.2
TOTAL	121-115	3863/31.9	560-1081	.518	25-95	.263	296-528	.561	85	379	464	3.8	310	12	503	305	25	218	1441	11.9

### SINGLE-GAME HIGHS [all-time ranking]:

- Points: 29 [1-8th], McNeese State -- 01/19/16
- Rebounds: 10, McNeese -- 01/03/18; Sam Houston State -- 12/30/17
- Assists: 10 [1-3rd], SFA -- 03/05/19; at McNeese -- 2/16/17
- Steals: 6 [1-2nd], McNeese State -- 01/19/16; A&M-Corpus Christi -- 01/30/19
- Blocks: 2, 4 times
- FG made: 11 [1-4th], McNeese State -- 01/19/16
- FG attempts: 19 [1-7th], Houston Baptist -- 02/02/16; at Central Arkansas -- 1/2/16; at Drake -- 12/22/15
- 3FG made: 3, Lamar -- 01/30/16
- 3FG attempts: 5, Central Arkansas -- 01/05/17
- FT made: 12 [2nd], Northwestern State -- 01/12/16
- FT attempts: 16 [1st], Northwestern State -- 01/12/16



# #1 JAREN LEWIS

6-6 • 215 • Sr-3VL • F • Orlando, Florida / Lake Highlands Prep

## JAREN LEWIS 2018-19 SEASON BESTS

19	INCARNATE WORD (03/09/18)
19	at Southeast Missouri (12-21-18)
19	at Denver (11/15/18)
Field Goals Made	10 vs New Orleans (03/16/19)
	9 at Pacific (11/23/18)
Field Goal Attempts	17 vs New Orleans (03/16/19)
	17 vs Elon (11/22/18)
FG Pct (min 5 made)	.889 (8-9) ARLINGTON BAPTIST (11/08/18)
	.750 (6-8) HOWARD PAYNE (11/27/18)
3-Point Field Goals Made	2 INCARNATE WORD (03/09/18)
	2 SFA (03/05/19)
3-Point FG Attempts	5 SFA (03/05/19)
	5 CENTRAL ARK. (01/26/19)
3-Pt FG Pct (min 2 made)	.667 (2-3) INCARNATE WORD (03/09/18)
	.400 (2-5) SFA (03/05/19)
Free Throws Made	9 at A&M-Corpus Christi (02/27/19)
	7 at McNeese (1/9/19)
Free Throw Attempts	12 at A&M-Corpus Christi (02/27/19)
	10 at McNeese (1/9/19)
FT Pct (min 3 made)	1.000 (4-4) at Sam Houston State (1/5/19)
	1.000 (4-4) NEW ORLEANS (01/02/19)
	1.000 (3-3) SFA (03/05/19)
	1.000 (3-3) at Central Ark. (3/2/19)
	1.000 (3-3) at Incarnate Word (02/16/19)
	1.000 (3-3) at Nicholls (02/13/19)
Rebounds	15 ARKANSAS ST. (11/09/18)
	11 vs Southeastern (03/15/19)
Assists	9 INCARNATE WORD (03/09/18)
	5 at McNeese (1/9/19)
Steals	6 at A&M-Corpus Christi (02/27/19)
	4 NEW ORLEANS (01/02/19)
	4 HOWARD PAYNE (11/27/18)
Blocked Shots	4 SFA (03/05/19)
	3 at Southeastern (01/12/19)
Turnovers	5 A&M-CORPUS CHRISTI (01/30/19)
Fouls	4 vs New Orleans (03/16/19)
	4 SOUTHEASTERN (02/23/19)
	4 A&M-CORPUS CHRISTI (01/30/19)
	4 at Southeastern (01/12/19)
	4 at Sam Houston State (1/5/19)
Minutes	42 SAM HOUSTON STATE (02/09/19)
	39 at McNeese (1/9/19)

## JAREN LEWIS 2018-19 SEASON GAME-BY-GAME

Opponent	Date	gs	min	Total		3-Pointers		Free throws		Rebounds							pts	avg			
				fg-fga	pct	3fg-fga	pct	ft-fa	pct	off	def	tot	ast	pf	a	to			blk	stl	
ARLINGTON BAPTIST	11/08/18	*	17	8-9	.889	0-0	.000	2-2	1.000	1	1	2	2	0	4	1	0	1	18	18.0	
ARKANSAS ST.	11/09/18	*	34	7-14	.500	0-1	.000	4-7	.571	4	11	15	8.5	3	2	4	0	1	18	18.0	
at Denver	11/15/18	*	33	6-13	.462	1-2	.500	6-8	.750	1	3	4	7.0	1	3	0	0	1	19	18.3	
vs Elon	11/22/18	*	28	8-17	.471	0-1	.000	0-1	.000	2	3	5	6.5	3	1	1	0	0	16	17.8	
at Pacific	11/23/18	*	37	9-16	.563	1-1	1.000	1-2	.500	1	8	9	7.0	3	2	1	0	0	20	18.2	
at UC Riverside	11/24/18	*	33	4-12	.333	0-1	.000	2-3	.667	5	2	7	7.0	0	1	1	0	0	10	16.8	
HOWARD PAYNE	11/27/18	*	15	6-8	.750	0-1	.000	1-1	1.000	2	0	2	6.3	0	1	2	0	4	13	16.3	
at Pepperdine	12/01/18	*	34	7-13	.538	1-1	1.000	0-1	.000	3	3	6	6.3	3	4	3	1	1	15	16.1	
CAMPBELL	12/04/18	*	31	5-9	.556	0-1	.000	1-1	1.000	0	2	2	5.8	0	2	2	0	1	11	15.6	
SCHREINER	12/08/18	*	16	5-8	.625	0-0	.000	2-4	.500	1	2	3	5.5	3	4	0	0	2	12	15.2	
at TTU	12/15/18	*	31	4-11	.364	0-0	.000	1-1	1.000	2	2	4	5.4	2	4	1	1	1	9	14.6	
at Southeast Missouri	12-21-18	*	36	7-10	.700	0-1	.000	5-6	.833	1	4	5	5.3	3	4	3	0	2	19	15.0	
MCMURRY	12/29/18	*	15	4-6	.667	0-0	.000	0-1	.000	2	4	6	5.4	0	2	1	0	1	8	14.5	
NEW ORLEANS	01/02/19	*	38	0-6	.000	0-0	.000	4-4	1.000	5	4	9	5.6	1	3	3	2	4	4	13.7	
at Sam Houston State	1/5/19	*	36	2-6	.333	0-0	.000	4-4	1.000	3	4	7	5.7	4	3	4	1	1	8	13.3	
at McNeese	1/9/19	*	39	4-11	.364	0-2	.000	7-10	.700	2	7	9	5.9	1	5	1	0	15	13.4		
at Southeastern	01/12/19	*	38	3-11	.273	0-0	.000	2-2	1.000	2	4	6	5.9	4	4	1	3	2	8	13.1	
HOUSTON BAPTIST	01/16/19	*	23	4-4	1.000	1-1	1.000	4-6	.667	1	2	3	5.8	3	1	0	1	13	13.1		
NORTHWESTERN ST.	01/19/19	*	32	7-15	.467	0-2	.000	1-2	.500	1	8	9	5.9	1	2	1	0	15	13.2		
at SFA	01/23/19	*	33	3-7	.429	0-2	.000	0-0	.000	3	1	4	5.9	0	1	3	1	6	12.9		
CENTRAL ARK.	01/26/19	*	34	6-16	.375	1-5	.200	3-6	.500	3	2	5	5.8	2	3	1	0	1	16	13.0	
A&M-CORPUS CHRISTI	01/30/19	*	28	7-11	.636	1-1	1.000	3-5	.600	3	4	7	5.9	4	2	5	0	0	18	13.2	
at Lamar University	2/6/19	*	30	3-13	.231	0-1	.000	2-2	1.000	2	6	8	6.0	3	3	0	2	0	8	13.0	
SAM HOUSTON STATE	02/09/19	*	42	5-11	.455	0-1	.000	6-7	.857	1	3	4	5.9	2	3	3	0	1	16	13.1	
at Nicholls	02/13/19	*	30	6-11	.545	0-0	.000	3-3	1.000	2	3	5	5.8	1	2	0	1	2	15	13.2	
at Incarnate Word	02/16/19	*	32	3-7	.429	0-0	.000	3-3	1.000	2	3	5	5.8	1	1	1	0	2	9	13.0	
SOUTHEASTERN	02/23/19	*	35	3-15	.200	0-2	.000	6-8	.750	3	2	5	5.8	4	1	1	0	3	12	13.0	
at A&M-Corpus Christi	02/27/19	*	33	3-9	.333	1-1	1.000	9-12	.750	2	7	9	5.9	3	4	2	0	6	16	13.1	
at Central Ark.	3/2/19	*	34	6-11	.545	1-2	.500	3-3	1.000	1	8	9	6.0	0	2	2	0	3	16	13.2	
SFA	03/05/19	*	35	4-13	.308	2-5	.400	3-3	1.000	2	3	5	6.0	1	2	2	4	2	13	13.2	
INCARNATE WORD	03/09/18	*	32	6-16	.375	2-3	.667	5-7	.714	3	4	7	6.0	2	9	2	0	3	19	13.4	
vs Southeastern	03/15/19	*	34	6-14	.429	1-2	.500	4-6	.667	6	5	11	6.2	3	2	4	1	3	17	13.5	
vs New Orleans	03/16/19	*	23	10-17	.588	0-0	.000	0-0	.000	3	3	6	6.2	4	1	1	1	3	20	13.7	
Totals			33	1021	171-370	.462	13-40	.325	97-131	.740	75	128	203	6.2	65	90	57	20	53	452	13.7

Games played: 33  
 Minutes/game: 30.9  
 Points/game: 13.7  
 FG Pct: .462  
 3FG Pct: .325  
 FT Pct: .740

Rebounds/game: 6.2  
 Assists/game: 2.7  
 Turnovers/game: 1.7  
 Assist/turnover ratio: 1.6  
 Steals/game: 1.6  
 Blocks/game: 0.6

## #1 • JAREN LEWIS • SEASON-BY-SEASON CAREER TOTALS

Season	gp-gs	min/avg	Total		3-Point		F-Throws		Rebounds				Scoring							
			fg-fga	pct	fg-fga	pct	ft-fa	pct	off	def	tot	avg	pf	fo	ast	to	blk	stl	pts	avg
2015-16	31-10	673/21.7	110-218	.505	19-46	.413	53-73	.726	36	144	180	5.8	64	1	40	34	18	34	292	9.4
2016-17	29-29	939/32.4	148-289	.512	11-34	.324	90-125	.720	39	151	190	6.6	72	0	61	75	12	53	397	13.7
2017-18	32-32	998/31.2	159-291	.546	13-36	.361	91-115	.791	79	168	247	7.7	76	2	59	75	30	50	422	13.2
2018-19	33-33	1021/30.9	171-370	.462	13-40	.325	97-131	.740	75	128	203	6.2	65	0	90	57	20	53	452	13.7
TOTAL	125-104	3631/29.0	588-1168	.503	56-156	.359	331-444	.745	229	591	820	6.6	277	3	250	241	80	190	1563	12.5

### SINGLE-GAME HIGHS [all-time ranking]:

- Points: 26, at Charleston Southern -- 12/03/16
- Rebounds: 20 [1st], Nicholls -- 02/07/18
- Assists: 9 [1-6th], Incarnate Word -- 03/09/18
- Steals: 6 [1-2nd], at A&M-Corpus Christi -- 02/27/19
- Blocks: 4 [1-7th], Stephen F. Austin -- 01/17/18; SFA -- 03/05/19
- FG made: 10 [1-8th], at HBU -- 03/04/17; vs New Orleans -- 03/16/19
- FG attempts: 18, at HBU -- 03/04/17
- 3FG made: 3, at Drake -- 12/22/15
- 3FG attempts: 5, Central Ark. -- 01/26/19; Incarnate Word -- 03/03/16; SFA -- 03/05/19
- FT made: 9 [1-7th], at A&M-Corpus Christi -- 02/27/19
- FT attempts: 12 [1-9th], at A&M-Corpus Christi -- 02/27/19



# #4 DAMIEN DANIELS

5-7 • 140 • Fr-HS • G • Kansas City, Missouri / Hogan Prep

## DAMIEN DANIELS 2018-19 SEASON BESTS

10	SFA (03/05/19)	
10	at Southeastern (01/12/19)	
8	INCARNATE WORD (03/09/18)	
7	at Pepperdine (12/01/18)	
7	ARLINGTON BAPTIST (11/06/18)	
Field Goals Made	5	at Southeastern (01/12/19)
4	SFA (03/05/19)	
Field Goal Attempts	6	vs New Orleans (03/16/19)
6	at A&M-Corpus Christi (02/27/19)	
FG Pct (min 5 made)	1.000 (5-5)	at Southeastern (01/12/19)
3-Point Field Goals Made	2	INCARNATE WORD (03/09/18)
2	MCMURRY (12/29/18)	
2	ARKANSAS ST. (11/09/18)	
3-Point FG Attempts	4	at A&M-Corpus Christi (02/27/19)
4	MCMURRY (12/29/18)	
4	ARKANSAS ST. (11/09/18)	
3-PT FG Pct (min 2 made)	1.000 (2-2)	INCARNATE WORD (03/09/18)
500 (2-4)	MCMURRY (12/29/18)	
500 (2-4)	ARKANSAS ST. (11/09/18)	
Free Throws Made	10	vs Southeastern (03/15/19)
2	CENTRAL ARK. (01/26/19)	
2	NORTHWESTERN ST. (01/19/19)	
2	at UC Riverside (11/24/18)	
Free Throw Attempts	10	vs Southeastern (03/15/19)
2	at A&M-Corpus Christi (02/27/19)	
2	at Incarnate Word (02/16/19)	
2	CENTRAL ARK. (01/26/19)	
2	NORTHWESTERN ST. (01/19/19)	
2	HOWARD PAYNE (11/27/18)	
2	at UC Riverside (11/24/18)	
FT Pct (min 3 made)	1.000 (10-10)	vs Southeastern (03/15/19)
Rebounds	7	SFA (03/05/19)
4	INCARNATE WORD (03/09/18)	
Assists	6	ARLINGTON BAPTIST (11/06/18)
5	HOWARD PAYNE (11/27/18)	
5	vs New Orleans (03/16/19)	
2	INCARNATE WORD (03/09/18)	
2	at A&M-Corpus Christi (02/27/19)	
Blocked Shots	1	vs Southeastern (03/15/19)
Turnovers	3	vs Southeastern (03/15/19)
3	HOWARD PAYNE (11/27/18)	
Fouls	4	vs Southeastern (03/15/19)
4	at A&M-Corpus Christi (02/27/19)	
4	at Southeastern (01/12/19)	
Minutes	33	vs New Orleans (03/16/19)
26	INCARNATE WORD (03/09/18)	
26	at A&M-Corpus Christi (02/27/19)	
26	CAMPBELL (12/04/18)	

## DAMIEN DANIELS 2018-19 SEASON GAME-BY-GAME

Opponent	Date	gp	min	Total fg-fga	pct	3-Pointers fg-fga	pct	Free throws ft-fa	pct	Rebounds off	def	tot	avg	pf	a	tk	blk	stl	pts	avg
ARLINGTON BAPTIST	11/09/18	22	3-4	750	1-1	1000	0-0	000	0	3	3	3.0	0	6	1	0	0	7	7.0	
ARKANSAS ST.	11/09/18	22	2-4	500	2-4	500	0-0	000	0	0	0	1.5	2	2	1	0	1	6	6.5	
vs Denver	11/15/18	9	2-4	500	1-3	333	0-0	000	0	1	1	1.3	2	0	0	0	0	5	6.0	
vs Elon	11/22/18	21	2-4	500	0-2	000	0-0	000	1	2	3	1.8	2	4	1	0	0	4	5.5	
at Pacific	11/23/18	10	0-4	000	0-1	000	0-0	000	1	0	1	1.6	3	0	0	0	0	0	4.4	
at UC Riverside	11/24/18	13	1-1	1000	0-0	000	2-2	1000	1	0	1	1.5	0	1	2	0	0	4	4.3	
HOWARD PAYNE	11/27/18	19	0-2	000	0-2	000	1-2	500	0	0	0	1.3	0	5	3	0	1	1	3.9	
at Pepperdine	12/01/18	12	3-5	600	1-2	500	0-0	000	0	0	0	1.1	1	0	1	0	1	7	4.3	
CAMPBELL	12/04/18	26	1-3	333	0-1	000	0-1	000	0	0	0	1.0	3	0	0	0	0	2	4.0	
SCHREINER	12/08/18	19	1-3	333	0-2	000	0-0	000	0	1	1	1.0	1	4	1	0	1	2	3.8	
at TTU	12/15/18	12	0-2	000	0-2	000	0-0	000	1	0	1	1.0	1	1	0	0	0	0	3.5	
at Southeast Missouri	12-21-18	10	0-2	000	0-2	000	0-0	000	1	1	2	1.1	1	2	1	0	0	0	3.2	
MCMURRY	12/29/18	14	2-4	500	2-4	500	0-0	000	0	2	2	1.2	1	3	1	0	1	6	3.4	
NEW ORLEANS	01/02/19	7	2-3	667	1-1	1000	0-0	000	0	0	0	1.1	0	0	0	0	0	5	3.5	
at Sam Houston State	1/5/19	7	1-3	333	0-0	000	0-0	000	0	1	1	1.1	2	1	0	0	0	2	3.4	
at McNeese	1/9/19	12	1-3	333	1-2	500	0-0	000	0	0	0	1.0	1	2	2	0	0	3	3.4	
at Southeastern	01/12/19	20	5-5	1000	0-0	000	0-0	000	0	0	0	0.9	4	1	0	0	1	10	3.8	
HOUSTON BAPTIST	01/16/19	7	0-0	000	0-0	000	0-0	000	0	1	1	0.9	1	2	0	0	0	0	3.6	
NORTHWESTERN ST.	01/19/19	12	0-2	000	0-0	000	2-2	1000	1	2	3	1.1	0	3	2	0	0	2	3.5	
at SFA	01/23/19	4	0-2	000	0-1	000	0-0	000	0	0	0	1.0	0	0	1	0	0	0	3.3	
CENTRAL ARK	01/26/19	11	0-4	000	0-1	000	2-2	1000	0	2	2	1.0	2	2	0	0	0	2	3.2	
at Lamar University	2/6/19	12	1-3	333	0-2	000	0-0	000	1	1	2	1.1	2	3	2	0	1	2	3.0	
SAM HOUSTON STATE	02/09/19	3	0-0	000	0-0	000	0-0	000	0	0	0	1.1	1	0	1	0	0	0	2.9	
at Nicholls	02/13/19	9	0-4	000	0-3	000	0-0	000	0	2	2	1.1	0	0	0	0	0	0	2.8	
at Incarnate Word	02/16/19	8	1-2	500	1-2	500	1-2	500	0	1	1	1.1	0	1	0	0	0	4	2.8	
SOUTHEASTERN	02/23/19	19	2-4	500	1-2	500	0-0	000	0	1	1	1.1	1	2	0	0	0	5	2.9	
at A&M-Corpus Christi	02/27/19	*	26	0-6	000	0-4	000	1-2	500	1	1	2	1.1	4	1	1	0	2	1	2.9
at Central Ark.	3/2/19	* 16	1-5	200	1-1	1000	0-0	000	1	1	2	1.2	1	3	1	0	0	3	2.9	
SFA	03/05/19	15	4-5	800	1-2	500	1-1	1000	1	6	7	1.4	2	3	2	0	0	10	3.1	
INCARNATE WORD	03/09/18	* 26	3-4	750	2-2	1000	0-0	000	1	3	4	1.5	1	4	1	0	2	8	3.3	
vs Southeastern	03/15/19	* 21	1-4	250	0-0	000	10-10	1000	0	3	3	1.5	4	1	3	1	1	12	3.5	
vs New Orleans	03/16/19	* 33	1-6	167	0-1	000	0-0	000	0	2	2	1.5	1	2	2	0	5	2	3.5	
Totals		5	484	40-108	.370	15-50	.300	20-24	.833	12	38	50	1.5	44	60	30	1	18	115	3.5

Games played:	33	Rebounds/game:	1.5
Minutes/game:	14.7	Assists/game:	1.8
Points/game:	3.5	Turnovers/game:	0.9
FG Pct:	37.0	Assist/turnover ratio:	2.0
3FG Pct:	30.0	Steals/game:	0.5
FT Pct:	83.3	Blocks/game:	0.0

## #4 • DAMIEN DANIELS • SEASON-BY-SEASON CAREER TOTALS

Season	gp-gs	min/avg	Total		3-Point		F-Throws		Rebounds				Scoring							
			fg-fga	pct	fg-fga	pct	ft-fa	pct	off	def	tot	avg	pf	fo	ast	to	blk	stl	pts	avg
2018-19	33-5	484/14.7	40-108	.370	15-50	.300	20-24	.833	12	38	50	1.5	44	0	60	30	1	18	115	3.5
TOTAL	33-5	484/14.7	40-108	.370	15-50	.300	20-24	.833	12	38	50	1.5	44	0	60	30	1	18	115	3.5

### SINGLE-GAME HIGHS [all-time ranking]:

Points: 12, vs Southeastern -- 03/15/19

Rebounds: 7, SFA -- 03/05/19

Assists: 6, Arlington Baptist -- 11/06/18

Steals: 5 [t-6th], vs New Orleans -- 03/16/19

Blocks: 1, vs Southeastern -- 03/15/19

FG made: 5, at Southeastern -- 01/12/19

FG attempts: 6, at A&M-Corpus Christi -- 02/27/19; vs New Orleans -- 03/16/19

3FG made: 2, Incarnate Word -- 03/09/18; Arkansas St. -- 11/09/18; McMurry -- 12/29/18

3FG attempts: 4, at A&M-Corpus Christi -- 02/27/19; Arkansas St. -- 11/09/18; McMurry -- 12/29/18

FT made: 10 [t-5th], vs Southeastern -- 03/15/19

FT attempts: 10, vs Southeastern -- 03/15/19



# #5 PAYTEN RICKS

6-2 • 190 • Jr-2VL • G • Wichita, Kan. / Maize South HS

## PAYTEN RICKS 2018-19 SEASON BESTS

Points	23	at Denver (11/15/18)
	22	at Southeastern (01/12/19)
	21	vs Southeastern (03/15/19)
	19	at McNeese (1/9/19)
	18	A&M-CORPUS CHRISTI (01/30/19)
	18	at Sam Houston State (1/5/19)
	18	CAMPBELL (12/04/18)
Field Goals Made	7	at Southeastern (01/12/19)
	7	at McNeese (1/9/19)
	7	at Denver (11/15/18)
Field Goal Attempts	14	at A&M-Corpus Christi (02/27/19)
	13	HOUSTON BAPTIST (01/16/19)
FG Pct (min 5 made)	875 (7-8)	at Southeastern (01/12/19)
	636 (7-11)	at McNeese (1/9/19)
	636 (7-11)	at Denver (11/15/18)
3-Point Field Goals Made	5	vs Southeastern (03/15/19)
	5	A&M-CORPUS CHRISTI (01/30/19)
	5	at McNeese (1/9/19)
	5	at Sam Houston State (1/5/19)
	5	at Denver (11/15/18)
3-Point FG Attempts	11	at A&M-Corpus Christi (02/27/19)
	10	vs Southeastern (03/15/19)
3-Pt FG Pct (min 2 made)	1,000 (4-4)	at Southeastern (01/12/19)
	833 (5-6)	at Sam Houston State (1/5/19)
Free Throws Made	5	at Southeast Missouri (12-21-18)
	4	vs Southeastern (03/15/19)
	4	SFA (03/05/19)
	4	at SFA (01/23/19)
	4	at Southeastern (01/12/19)
	4	at TTU (12/15/18)
	4	CAMPBELL (12/04/18)
	4	at UC Riverside (11/24/18)
	4	at Denver (11/15/18)
	4	ARKANSAS ST. (11/09/18)
Free Throw Attempts	6	vs Southeastern (03/15/19)
	6	at Southeastern (01/12/19)
FT Pct (min 3 made)	1,000 (5-5)	at Southeast Missouri (12-21-18)
	1,000 (4-4)	at TTU (12/15/18)
	1,000 (4-4)	CAMPBELL (12/04/18)
	1,000 (4-4)	at UC Riverside (11/24/18)
	1,000 (4-4)	at Denver (11/15/18)
	1,000 (4-4)	ARKANSAS ST. (11/09/18)
	1,000 (3-3)	SOUTHEASTERN (02/23/19)
	1,000 (3-3)	at Sam Houston State (1/5/19)
Rebounds	5	vs Southeastern (03/15/19)
	5	NEW ORLEANS (01/02/19)
	5	CAMPBELL (12/04/18)
	5	vs Elon (11/22/18)
Assists	6	at McNeese (1/9/19)
	5	at Incarnate Word (02/16/19)
Steals	7	CAMPBELL (12/04/18)
	4	at Southeast Missouri (12-21-18)
	4	HOWARD PAYNE (11/27/18)
	4	ARLINGTON BAPTIST (11/06/18)
Blocked Shots	1	at Denver (11/15/18)
Turnovers	6	at SFA (01/23/19)
	6	NEW ORLEANS (01/02/19)
Fouls	4	NORTHWESTERN ST. (01/19/19)
	4	CAMPBELL (12/04/18)
	4	at Pepperdine (12/01/18)
	4	at Pacific (11/23/18)
	4	ARKANSAS ST. (11/09/18)
	4	ARLINGTON BAPTIST (11/06/18)
Minutes	49	SAM HOUSTON STATE (02/09/19)
	39	vs Southeastern (03/15/19)
	39	at McNeese (1/9/19)

## PAYTEN RICKS 2018-19 SEASON GAME-BY-GAME

Opponent	Date	gp	min	Total		3-Pointers		Free Throws		Rebounds							pts	avg			
				fg-fga	pct	3fg-fga	pct	ft-fa	pct	off	def	tot	avg	pf	a	to			blk	stl	
ARLINGTON BAPTIST	11/06/18	*	22	4-7	.571	3-6	.500	2-2	1.000	0	1	1	1.0	4	1	0	0	4	13	13.0	
ARKANSAS ST.	11/09/18	*	23	3-5	.600	2-4	.500	4-4	1.000	0	4	4	2.5	4	3	3	0	2	12	12.5	
at Denver	11/15/18	*	34	7-11	.636	5-8	.625	4-4	1.000	0	4	4	3.0	2	4	0	1	1	23	16.0	
vs Elon	11/22/18	*	33	6-10	.600	3-5	.600	1-2	.500	0	5	5	3.5	2	2	1	0	0	16	16.0	
at Pacific	11/23/18	*	32	2-5	.400	2-4	.500	0-0	.000	0	3	3	3.4	4	2	2	0	0	6	14.0	
at UC Riverside	11/24/18	*	33	2-6	.333	1-2	.500	4-4	1.000	0	2	2	3.2	1	2	0	0	2	9	13.2	
HOWARD PAYNE	11/27/18	*	23	5-10	.500	3-7	.429	1-3	.333	1	1	2	3.0	2	2	0	0	4	14	13.3	
at Pepperdine	12/01/18	*	32	0-6	.000	0-4	.000	0-0	.000	1	1	2	2.9	4	0	2	0	2	0	11.6	
CAMPBELL	12/04/18	*	37	5-9	.556	4-6	.667	4-4	1.000	0	5	5	3.1	4	2	1	0	7	18	12.3	
SCHREINER	12/08/18	*	29	3-6	.500	3-4	.750	0-0	.000	0	4	4	3.2	2	4	2	0	3	9	12.0	
at TTU	12/15/18	*	31	0-7	.000	0-5	.000	4-4	1.000	0	2	2	3.1	3	1	1	0	2	4	11.3	
at Southeast Missouri	12-21-18	*	30	4-10	.400	2-5	.400	5-5	1.000	0	3	3	3.1	2	2	2	0	4	15	11.6	
MCMAURRY	12/29/18	*	17	2-7	.286	1-6	.167	0-0	.000	0	0	0	2.8	1	0	2	0	2	5	11.1	
NEW ORLEANS	01/02/19	*	34	5-9	.556	3-5	.600	1-2	.500	0	5	5	3.0	1	3	6	0	2	14	11.3	
at Sam Houston State	1/5/19	*	34	5-8	.625	5-6	.833	3-3	1.000	0	4	4	3.1	1	2	1	0	1	18	11.7	
at McNeese	1/9/19	*	39	7-11	.636	5-8	.625	0-0	.000	0	4	4	3.1	1	6	1	0	0	19	12.2	
at Southeastern	01/12/19	*	36	7-8	.875	4-4	1.000	4-6	.667	0	2	2	3.1	2	0	1	0	1	22	12.8	
HOUSTON BAPTIST	01/16/19	*	32	3-13	.231	1-7	.143	0-1	.000	1	2	3	3.1	1	2	0	0	1	7	12.4	
NORTHWESTERN ST.	01/19/19	*	26	4-8	.500	2-6	.333	0-0	.000	0	1	1	2.9	4	3	0	0	1	10	12.3	
at SFA	01/23/19	*	36	3-10	.300	1-5	.200	4-5	.800	0	4	4	3.0	1	2	6	0	2	11	12.3	
CENTRAL ARK	01/26/19	*	30	4-7	.571	0-3	.000	2-2	1.000	1	2	3	3.0	2	4	2	0	1	10	12.1	
A&M-CORPUS CHRISTI	01/30/19	*	35	5-10	.500	5-8	.625	3-4	.750	0	3	3	3.0	3	2	0	0	8	12.4		
at Lamar University	2/8/19	*	28	3-4	.750	2-3	.667	0-0	.000	0	4	4	3.0	2	2	0	0	2	8	12.4	
SAM HOUSTON STATE	02/09/19	*	49	4-8	.500	4-8	.500	2-2	1.000	0	3	3	3.0	2	1	2	0	0	14	12.3	
at Nicholls	02/13/19	*	29	2-9	.222	2-8	.250	0-0	.000	0	1	1	3.0	1	0	1	0	1	6	12.0	
at Incarnate Word	02/16/19	*	33	2-7	.286	1-5	.200	0-0	.000	1	2	3	3.0	3	5	0	2	5	11.8		
SOUTHEASTERN	02/23/19	*	32	2-10	.200	1-9	.111	3-3	1.000	0	1	1	2.9	3	2	1	0	0	8	11.6	
at A&M-Corpus Christi	02/27/19	*	37	3-14	.214	3-11	.273	2-2	1.000	0	1	1	2.8	1	2	0	0	0	11	11.6	
at Central Ark.	3/2/19	*	31	4-11	.364	3-8	.375	0-0	.000	0	0	0	2.7	3	1	1	0	1	11	11.6	
SFA	03/05/19	*	37	2-10	.200	1-6	.167	4-5	.800	0	3	3	2.7	2	0	1	0	1	9	11.5	
INCARNATE WORD	03/08/18	*	33	4-10	.400	2-7	.286	1-1	1.000	1	2	3	2.7	3	0	2	0	0	11	11.5	
vs Southeastern	03/15/19	*	39	6-12	.500	5-10	.500	4-6	.667	0	5	5	2.8	2	0	1	0	3	21	11.8	
vs New Orleans	03/16/19	*	36	4-8	.500	1-3	.333	0-0	.000	0	3	3	2.8	0	3	3	0	2	9	11.7	
<b>Totals</b>			<b>33</b>	<b>1062</b>	<b>122-286</b>	<b>427</b>	<b>80-196</b>	<b>408</b>	<b>62-74</b>	<b>838</b>	<b>6</b>	<b>87</b>	<b>93</b>	<b>2.8</b>	<b>73</b>	<b>65</b>	<b>45</b>	<b>1</b>	<b>54</b>	<b>386</b>	<b>11.7</b>

Games played: 33  
 Minutes/game: 32.2  
 Points/game: 11.7  
 FG Pct: 42.7  
 3FG Pct: 40.8  
 FT Pct: 63.8

Rebounds/game: 2.8  
 Assists/game: 2.0  
 Turnovers/game: 1.4  
 Assist/turnover ratio: 1.4  
 Steals/game: 1.6  
 Blocks/game: 0.0

## #5 • PAYTEN RICKS • SEASON-BY-SEASON CAREER TOTALS

Season	gp-gs	min/avg	Total		3-Point		F-Throws		Rebounds				Scoring							
			fg-fga	pct	fg-fga	pct	ft-fa	pct	off	def	tot	avg	pf	fo	ast	to	blk	stl	pts	avg
2016-17	28-5	376/13.4	28-78	.359	9-36	.250	32-45	.711	2	26	28	1.0	33	0	34	36	0	20	97	3.5
2017-18	26-17	586/22.5	53-137	.387	27-69	.391	38-51	.745	7	40	47	1.8	43	0	44	34	1	20	171	6.6
2018-19	33-33	1062/32.2	122-286	.427	80-196	.408	62-74	.838	6	87	93	2.8	73	0	65	45	1	54	386	11.7
<b>TOTAL</b>	<b>87-55</b>	<b>2024/23.3</b>	<b>203-501</b>	<b>.405</b>	<b>116-301</b>	<b>.385</b>	<b>132-170</b>	<b>.776</b>	<b>15</b>	<b>153</b>	<b>168</b>	<b>1.9</b>	<b>149</b>	<b>0</b>	<b>143</b>	<b>115</b>	<b>2</b>	<b>94</b>	<b>654</b>	<b>7.5</b>

### SINGLE-GAME HIGHS [all-time ranking]

Points: 23, at Denver -- 11/15/18  
 Rebounds: 7, at Lipscomb -- 12/17/17  
 Assists: 6, at McNeese -- 1/9/19  
 Steals: 7 [1st], CAMPBELL -- 12/04/18  
 Blocks: 1, at Denver -- 11/15/18; Sam Houston State -- 12/30/17  
 FG made: 7, 4 times  
 FG attempts: 18, at Lipscomb -- 12/17/17  
 3FG made: 5 [t-4th], 5 times  
 3FG attempts: 11 [t-2nd], at A&M-Corpus Christi -- 02/27/19  
 FT made: 7, at Northwestern State -- 01/13/18; Howard Payne -- 11/27/16  
 FT attempts: 9, at Oklahoma -- 11/25/16



# #11 TOBIAS CAMERON

6-5 • 210 • Fr-HS • G/F • Gold Coast, Queensland, Australia / Hillcrest Christian Academy

## TOBIAS CAMERON 2018-19 SEASON BESTS

5	HOWARD PAYNE (11/27/18)
3	SCHREINER (12/08/18)
2	INCARNATE WORD (03/09/18)
2	at TTU (12/15/18)
2	ARLINGTON BAPTIST (11/06/18)
Field Goals Made	2 MCMURRY (12/29/18)
Field Goal Attempts	2 HOWARD PAYNE (11/27/18)
3-Point Field Goals Made	1 MCMURRY (12/29/18)
3-Point FG Attempts	1 SCHREINER (12/08/18)
Free Throws Made	2 at TTU (12/15/18)
Free Throw Attempts	2 at TTU (12/15/18)
Rebounds	5 ARLINGTON BAPTIST (11/06/18)
Assists	4 MCMURRY (12/29/18)
Steals	1 INCARNATE WORD (03/09/18)
Turnovers	3 ARLINGTON BAPTIST (11/06/18)
Fouls	2 HOWARD PAYNE (11/27/18)
Minutes	12 MCMURRY (12/29/18)
	11 HOWARD PAYNE (11/27/18)

## TOBIAS CAMERON 2018-19 SEASON GAME-BY-GAME

Opponent	Date	gp	min	Total		3-Pointers		Free throws		Rebounds							pts	avg		
				fg-fga	pct	3fg-fga	pct	ft-fa	pct	off	def	tot	avg	pf	a	to			blk	stl
ARLINGTON BAPTIST	11/06/18	7	1-1	1.000	0-0	.000	0-0	.000	1	4	5	5.0	1	1	3	0	0	2	2.0	
ARKANSAS ST.	11/09/18	1	0-0	.000	0-0	.000	0-0	.000	0	0	0	2.5	0	0	0	0	0	0	1.0	
at Denver	11/15/18	2	0-0	.000	0-0	.000	0-0	.000	0	0	0	1.7	0	0	0	0	0	0	0.7	
vs Elon	11/22/18	2	0-1	.000	0-1	.000	0-0	.000	0	0	0	1.3	0	0	0	0	0	0	0.5	
at Pacific	11/23/18	1	0-0	.000	0-0	.000	0-0	.000	0	0	0	1.0	0	0	0	0	0	0	0.4	
at UC Riverside	11/24/18	1	0-0	.000	0-0	.000	0-0	.000	0	0	0	0.8	1	0	0	0	0	0	0.3	
HOWARD PAYNE	11/27/18	11	2-2	1.000	1-1	1.000	0-0	.000	1	2	3	1.1	2	0	1	0	1	5	1.0	
CAMPBELL	12/04/18	4	0-1	.000	0-1	.000	0-0	.000	1	0	1	1.1	0	0	0	0	0	0	0.9	
SCHREINER	12/08/18	8	1-3	.333	1-2	.500	0-0	.000	0	0	0	1.0	0	0	0	0	0	3	1.1	
at TTU	12/15/18	2	0-1	.000	0-0	.000	2-2	1.000	1	1	2	1.1	0	0	0	0	0	2	1.2	
at Southeast Missouri	12-21-18	dnf	-	-	-	-	-	-	-	-	-	-	-	-	-	-	-	-	-	
MCMURRY	12/29/18	12	2-4	.500	1-3	.333	0-0	.000	1	3	4	1.4	0	1	2	0	1	5	1.5	
NEW ORLEANS	01/02/19	4	0-1	.000	0-1	.000	0-0	.000	0	0	0	1.3	0	0	1	0	0	0	1.4	
at Sam Houston State	1/5/19	1	0-0	.000	0-0	.000	0-0	.000	0	0	0	1.2	0	0	0	0	0	0	1.3	
at McNeese	1/9/19	dnf	-	-	-	-	-	-	-	-	-	-	-	-	-	-	-	-	-	
at Southeastern	01/12/19	dnf	-	-	-	-	-	-	-	-	-	-	-	-	-	-	-	-	-	
HOUSTON BAPTIST	01/16/19	3	0-0	.000	0-0	.000	0-0	.000	0	0	0	1.1	1	1	0	0	0	0	1.2	
NORTHWESTERN ST.	01/19/19	dnf	-	-	-	-	-	-	-	-	-	-	-	-	-	-	-	-	-	
CENTRAL ARK	01/26/19	3	0-0	.000	0-0	.000	0-0	.000	0	1	1	1.1	1	0	0	0	0	0	1.1	
A&M-CORPUS CHRISTI	01/30/19	0	0-0	.000	0-0	.000	0-0	.000	0	0	0	1.0	0	0	0	0	0	0	1.1	
at Lamar University	2/6/19	dnf	-	-	-	-	-	-	-	-	-	-	-	-	-	-	-	-	-	
SAM HOUSTON STATE	02/09/19	dnf	-	-	-	-	-	-	-	-	-	-	-	-	-	-	-	-	-	
at Nicholls	02/13/19	1	0-0	.000	0-0	.000	0-0	.000	0	0	0	0.9	0	0	0	0	0	0	1.0	
at Incarnate Word	02/16/19	1	0-0	.000	0-0	.000	0-0	.000	0	0	0	0.9	0	0	0	0	0	0	0.9	
SOUTHEASTERN	02/23/19	dnf	-	-	-	-	-	-	-	-	-	-	-	-	-	-	-	-	-	
at A&M-Corpus Christi	02/27/19	dnf	-	-	-	-	-	-	-	-	-	-	-	-	-	-	-	-	-	
at Central Ark.	3/2/19	3	0-0	.000	0-0	.000	0-0	.000	0	0	0	0.8	0	1	1	0	0	0	0.9	
SFA	03/05/19	dnf	-	-	-	-	-	-	-	-	-	-	-	-	-	-	-	-	-	
INCARNATE WORD	03/09/18	9	1-2	.500	0-1	.000	0-1	.000	1	0	1	0.9	0	1	0	0	0	2	1.0	
vs Southeastern	03/15/19	5	0-1	.000	0-1	.000	0-0	.000	1	0	1	0.9	0	0	0	0	0	0	0.9	
vs New Orleans	03/16/19	1	0-0	.000	0-0	.000	0-0	.000	0	0	0	0.8	0	0	0	0	0	0	0.9	
Totals		0	82	7-17	.412	3-11	.273	2-3	.667	7	11	18	0.8	6	5	8	0	2	19	0.9

Games played: 22  
 Minutes/game: 3.7  
 Points/game: 0.9  
 FG Pct: 41.2  
 3FG Pct: 27.3  
 FT Pct: 66.7

Rebounds/game: 0.8  
 Assists/game: 0.2  
 Turnovers/game: 0.4  
 Assist/turnover ratio: 0.6  
 Steals/game: 0.1

## #11 • TOBIAS CAMERON • SEASON-BY-SEASON CAREER TOTALS

Season	gp-gs	min/avg	Total		3-Point		F-Throws		Rebounds				Scoring							
			fg-fga	pct	fg-fga	pct	ft-fa	pct	off	def	tot	avg	pf	fo	ast	to	blk	stl	pts	avg
2018-19	22-0	82/3.7	7-17	.412	3-11	.273	2-3	.667	7	11	18	0.8	6	0	5	8	0	2	19	0.9
TOTAL	22-0	82/3.7	7-17	.412	3-11	.273	2-3	.667	7	11	18	0.8	6	0	5	8	0	2	19	0.9

### SINGLE-GAME HIGHS [all-time ranking]:

Points: 5, Howard Payne -- 11/27/18; McMurry -- 12/29/18

Rebounds: 5, Arlington Baptist -- 11/06/18

Assists: 1, 5 times

Steals: 1, Howard Payne -- 11/27/18; McMurry -- 12/29/18

FG made: 2, Howard Payne -- 11/27/18; McMurry -- 12/29/18

FG attempts: 4, McMurry -- 12/29/18

3FG made: 1, Howard Payne -- 11/27/18; Schreiner -- 12/08/18; McMurry -- 12/29/18

3FG attempts: 3, McMurry -- 12/29/18

FT made: 2, at TTU -- 12/15/18

FT attempts: 2, at TTU -- 12/15/18



# #14 TREY LENOX

6-3 • 220 • Jr-2VL • Hot Springs, Arkansas / Hot Springs HS

## TREY LENOX 2018-19 SEASON BESTS

6	A&M-CORPUS CHRISTI (01/30/19)
7	SFA (03/05/19)
6	A&M-CORPUS CHRISTI (01/30/19)
6	SCHREINER (12/08/18)
3	at TTU (12/15/18)
2	SFA (03/05/19)
2	at A&M-Corpus Christi (02/27/19)
2	A&M-CORPUS CHRISTI (01/30/19)
2	SCHREINER (12/08/18)
2	CAMPBELL (12/04/18)
6	at Central Ark. (3/2/19)
5	A&M-CORPUS CHRISTI (01/30/19)
2	A&M-CORPUS CHRISTI (01/30/19)
2	at TTU (12/15/18)
2	SCHREINER (12/08/18)
5	at Central Ark. (3/2/19)
4	A&M-CORPUS CHRISTI (01/30/19)
4	SCHREINER (12/08/18)
1,000 (2-2)	at TTU (12/15/18)
500 (2-4)	A&M-CORPUS CHRISTI (01/30/19)
500 (2-4)	SCHREINER (12/08/18)
6	CAMPBELL (12/04/18)
2	SFA (03/05/19)
2	NEW ORLEANS (01/02/19)
6	CAMPBELL (12/04/18)
2	SFA (03/05/19)
2	NEW ORLEANS (01/02/19)
1,000 (6-6)	CAMPBELL (12/04/18)
4	CAMPBELL (12/04/18)
3	INCARNATE WORD (03/09/18)
3	SFA (03/05/19)
3	at Central Ark. (3/2/19)
3	at Nicholls (02/13/19)
3	ARKANSAS ST. (11/09/18)
3	MCMURRY (12/29/18)
3	CAMPBELL (12/04/18)
3	at Sam Houston State (1/5/19)
2	HOUSTON BAPTIST (01/16/19)
2	MCMURRY (12/29/18)
2	CAMPBELL (12/04/18)
1	at Denver (11/15/18)
2	NORTHWESTERN ST. (01/19/19)
2	NEW ORLEANS (01/02/19)
2	MCMURRY (12/29/18)
2	ARKANSAS ST. (11/09/18)
5	at Pacific (11/23/18)
31	CAMPBELL (12/04/18)
26	SFA (03/05/19)

## TREY LENOX 2018-19 SEASON GAME-BY-GAME

Opponent	Date	gp	min	Total		3-Pointers		Free Throws		Rebounds					pts	avg				
				fg-fga	pct	3fg-fga	pct	ft-fa	pct	off	def	tot	avg	pf			a	blk	stl	
ARLINGTON BAPTIST	11/06/18	12	0-2	.000	0-1	.000	0-0	.000	1	1	2	2.0	2	0	0	0	0	0	0.0	
ARKANSAS ST.	11/09/18	16	1-2	.500	1-2	.500	0-0	.000	0	3	3	2.5	2	0	2	0	1	3	1.5	
at Denver	11/15/18	12	0-0	.000	0-0	.000	0-0	.000	0	1	2.0	0	0	1	1	0	0	1.0		
vs Elon	11/22/18	11	0-0	.000	0-0	.000	0-0	.000	0	0	0	1.5	1	0	0	0	0	0.8		
at Pacific	11/23/18	9	1-1	1.000	0-0	.000	0-0	.000	1	0	1	1.4	5	2	1	0	0	2.1		
at UC Riverside	11/24/18	7	0-1	.000	0-0	.000	0-0	.000	0	0	0	1.2	1	0	0	0	1	0.8		
HOWARD PAYNE	11/27/18	13	1-2	.500	0-1	.000	0-0	.000	0	0	1.0	2	0	0	0	0	2	1.0		
at Pepperdine	12/01/18	6	0-1	.000	0-1	.000	0-0	.000	0	1	1.0	2	0	0	0	0	0	0.9		
CAMPBELL	12/04/18	* 31	2-4	.500	1-1	1.000	0-0	.000	4	4	13	4	3	1	0	2	11	2.0		
SCHREINER	12/08/18	* 24	2-4	.500	2-4	.500	0-0	.000	1	1	2	1.4	4	1	0	0	0	5	2.4	
at TTU	12/15/18	* 24	3-4	.750	2-2	1.000	0-0	.000	0	1	1	1.4	1	0	0	0	0	8	2.9	
at Southeast Missouri	12/21-18	* 18	1-2	.500	1-1	1.000	0-0	.000	0	1	1	1.3	0	0	0	0	0	3	2.9	
MCMURRY	12/29/18	* 15	0-0	.000	0-0	.000	0-0	.000	0	0	0	1.2	1	3	2	0	2	0	2.7	
NEW ORLEANS	01/02/19	* 25	0-2	.000	0-1	.000	2-2	1.000	0	1	1	1.2	1	0	2	0	0	2	2.6	
at Sam Houston State	1/5/19	* 17	1-2	.500	1-1	1.000	0-0	.000	0	1	1	1.2	1	1	1	0	3	3	2.7	
at McNeese	1/9/19	8	1-2	.500	0-1	.000	0-0	.000	0	1	1	1.2	0	1	0	0	0	2	2.6	
at Southeastern	01/12/19	4	1-1	1.000	1-1	1.000	0-0	.000	0	0	0	1.1	0	0	0	0	0	3	2.6	
HOUSTON BAPTIST	01/16/19	12	1-1	1.000	1-1	1.000	0-0	.000	0	0	0	1.1	0	0	0	0	2	3	2.7	
NORTHWESTERN ST.	01/19/19	18	1-4	.250	1-2	.500	0-0	.000	0	1	1	1.1	2	1	2	0	1	3	2.7	
at SFA	01/23/19	3	0-0	.000	0-0	.000	0-0	.000	0	0	0	1.0	0	0	1	0	0	0	2.6	
CENTRAL ARK.	01/26/19	13	1-2	.500	0-0	.000	0-0	.000	0	0	0	1.0	0	0	1	0	0	2	2.5	
A&M-CORPUS CHRISTI	01/30/19	18	2-5	.400	2-4	.500	0-0	.000	0	2	2	1.0	1	0	0	0	0	6	2.7	
at Lamar University	2/8/19	11	0-1	.000	0-0	.000	0-0	.000	0	1	1	1.0	3	0	0	0	0	0	2.6	
SAM HOUSTON STATE	02/09/19	11	0-0	.000	0-0	.000	0-0	.000	0	1	1	1.0	1	2	1	0	1	0	2.5	
at Nicholls	02/13/19	17	1-2	.500	0-0	.000	0-0	.000	2	1	3	1.1	1	0	0	1	1	2	2.4	
at Incarnate Word	02/16/19	14	0-0	.000	0-0	.000	0-0	.000	0	1	1	1.1	2	0	1	0	0	0	2.3	
SOUTH-EASTERN	02/23/19	* 17	0-1	.000	0-1	.000	0-0	.000	0	0	0	1.0	2	1	1	0	0	0	2.3	
at A&M-Corpus Christi	02/27/19	11	2-2	1.000	1-1	1.000	0-0	.000	0	1	1	1.0	1	0	0	0	0	5	2.4	
at Central Ark.	3/2/19	24	1-6	.167	1-5	.200	0-0	.000	0	3	3	1.1	2	1	0	0	0	3	2.4	
SFA	03/05/19	26	2-4	.500	1-3	.333	2-2	1.000	0	3	3	1.2	3	2	1	0	0	7	2.5	
INCARNATE WORD	03/09/18	14	0-1	.000	0-1	.000	0-0	.000	0	3	3	1.2	0	1	0	0	0	0	2.5	
vs Southeastern	03/15/19	22	0-0	.000	0-0	.000	0-0	.000	0	1	1	1.2	3	1	0	0	0	0	2.4	
vs New Orleans	03/16/19	14	0-1	.000	0-1	.000	0-0	.000	1	0	1	1.2	0	2	1	0	0	0	2.3	
<b>Totals</b>		<b>8</b>	<b>500</b>	<b>25-60</b>	<b>.417</b>	<b>16-36</b>	<b>.444</b>	<b>10-10</b>	<b>1.000</b>	<b>6</b>	<b>34</b>	<b>40</b>	<b>1.2</b>	<b>46</b>	<b>22</b>	<b>19</b>	<b>1</b>	<b>14</b>	<b>76</b>	<b>2.3</b>

Games played: 33  
 Minutes/game: 15.2  
 Points/game: 2.3  
 FG Pct: 41.7  
 3FG Pct: 44.4  
 FT Pct: 100.0

Rebounds/game: 1.2  
 Assists/game: 0.7  
 Turnovers/game: 0.6  
 Assist/turnover ratio: 1.2  
 Steals/game: 0.4  
 Blocks/game: 0.0

## #14 • TREY LENOX • SEASON-BY-SEASON CAREER TOTALS

Season	gp-gs	min/avg	Total		3-Point		F-Throws		Rebounds					Scoring						
			fg-fga	pct	fg-fga	pct	ft-fa	pct	off	def	tot	avg	pf	fo	ast	to	blk	stl	pts	avg
2016-17	26-0	201/7.7	8-28	.286	4-14	.286	2-3	.667	3	15	18	0.7	31	0	10	16	1	5	22	0.8
2017-18	29-2	171/5.9	7-20	.350	0-5	.000	2-5	.400	3	19	22	0.8	27	0	9	10	0	13	16	0.6
2018-19	33-8	500/15.2	25-60	.417	16-36	.444	10-10	1.000	6	34	40	1.2	46	1	22	19	1	14	76	2.3
<b>TOTAL</b>	<b>88-10</b>	<b>872/9.9</b>	<b>40-108</b>	<b>.370</b>	<b>20-55</b>	<b>.364</b>	<b>14-18</b>	<b>.778</b>	<b>12</b>	<b>68</b>	<b>80</b>	<b>0.9</b>	<b>104</b>	<b>1</b>	<b>41</b>	<b>45</b>	<b>2</b>	<b>32</b>	<b>114</b>	<b>1.3</b>

SINGLE-GAME HIGHS [all-time ranking]:

Points: 11, CAMPBELL -- 12/04/18

Rebounds: 4, Schreiner -- 12/02/17; CAMPBELL -- 12/04/18; Arlington Baptist -- 12/19/17

Assists: 3, CAMPBELL -- 12/04/18; McMurry -- 12/29/18

Steals: 5 [t-6th], at Lipscomb -- 12/17/17

Blocks: 1, at HBU -- 03/04/17; at Denver -- 11/15/18

FG made: 3, at TTU -- 12/15/18

FG attempts: 6, at Central Ark. -- 3/2/19

3FG made: 2, 4 times

3FG attempts: 5, at Central Ark. -- 3/2/19

FT made: 6, CAMPBELL -- 12/04/18

FT attempts: 6, CAMPBELL -- 12/04/18



# #15 HAYDEN FARQUHAR

6-7 • 215 • Sr-3VL • Throckmorton, Texas / Throckmorton HS

## HAYDEN FARQUHAR 2018-19 SEASON BESTS

15	SFA (03/05/19)
15	SCHREINER (12/08/18)
14	vs New Orleans (03/16/19)
14	INCARNATE WORD (03/09/18)
Field Goals Made	8
	at SFA (01/23/19)
6	vs New Orleans (03/16/19)
6	SFA (03/05/19)
6	SOUTHEASTERN (02/23/19)
6	SCHREINER (12/08/18)
Field Goal Attempts	10
	MCMURRY (12/29/18)
9	vs New Orleans (03/16/19)
9	vs Southeastern (03/15/19)
9	INCARNATE WORD (03/09/18)
9	SFA (03/05/19)
9	at SFA (01/23/19)
9	SCHREINER (12/08/18)
FG Pct (min 5 made)	.889 (8-9)
	at SFA (01/23/19)
	.857 (6-7)
	SOUTHEASTERN (02/23/19)
3-Point Field Goals Made	4
	INCARNATE WORD (03/09/18)
3	SFA (03/05/19)
3	at Central Ark. (3/2/19)
3	SOUTHEASTERN (02/23/19)
3	at SFA (01/23/19)
3-Point FG Attempts	7
	INCARNATE WORD (03/09/18)
6	vs Southeastern (03/15/19)
6	SFA (03/05/19)
6	at Central Ark. (3/2/19)
3-PT FG Pct (min 2 made)	.750 (3-4)
	SOUTHEASTERN (02/23/19)
	at SFA (01/23/19)
Free Throws Made	4
	A&M-CORPUS CHRISTI (01/30/19)
2	at Lamar University (2/6/19)
2	at Sam Houston State (1/6/19)
2	CAMPBELL (12/04/18)
2	at Pepperdine (12/01/18)
2	at Denver (11/15/18)
Free Throw Attempts	4
	A&M-CORPUS CHRISTI (01/30/19)
	NORTHWESTERN ST. (01/19/19)
FT Pct (min 3 made)	1.000 (4-4)
	A&M-CORPUS CHRISTI (01/30/19)
Rebounds	8
	vs New Orleans (03/16/19)
8	MCMURRY (12/29/18)
Assists	5
	A&M-CORPUS CHRISTI (01/30/19)
3	INCARNATE WORD (03/09/18)
Steals	2
	SOUTHEASTERN (02/23/19)
2	at Nicholls (02/13/19)
2	SAM HOUSTON STATE (02/09/19)
2	A&M-CORPUS CHRISTI (01/30/19)
2	NEW ORLEANS (01/02/19)
2	CAMPBELL (12/04/18)
2	HOWARD PAYNE (11/27/18)
Blocked Shots	2
	CENTRAL ARK. (01/26/19)
	SCHREINER (12/08/18)
Turnovers	3
	at Lamar University (2/6/19)
Fouls	4
	vs New Orleans (03/16/19)
4	SOUTHEASTERN (02/23/19)
4	at Lamar University (2/6/19)
4	at Southeastern (01/12/19)
4	at McNeese (1/9/19)
4	NEW ORLEANS (01/02/19)
Minutes	27
	SOUTHEASTERN (02/23/19)
26	vs Southeastern (03/15/19)

## HAYDEN FARQUHAR 2018-19 SEASON GAME-BY-GAME

Opponent	Date	gp	min	fg-fga	pct	3fg-fga	pct	ft-fga	pct	reb	pf	fo	ast	to	blk	stl	pts	avg		
ARLINGTON BAPTIST	11/09/18	13	1-4	250	0-2	000	1-2	500	0	3	3	3	0	3	2	0	0	3	3.0	
ARKANSAS ST.	11/09/18	6	1-2	500	0-0	000	1-2	500	2	0	2	2	5	1	0	0	0	3	3.0	
at Denver	11/15/18	8	1-3	333	1-3	333	2-2	1000	1	0	1	2	0	3	1	0	1	0	5	3.7
vs Elon	11/22/18	10	1-2	500	1-1	1000	0-0	000	0	1	1	1	8	1	0	0	1	3	3.5	
at Pacific	11/23/18	2	0-0	000	0-0	000	0-0	000	0	0	0	1	4	0	0	0	0	0	2.8	
at UC Riverside	11/24/18	6	2-4	500	1-2	500	0-0	000	0	0	0	1	2	1	0	0	0	5	3.2	
HOWARD PAYNE	11/27/18	12	1-1	1000	0-0	000	0-0	000	1	1	2	1	3	3	2	1	0	2	3.0	
at Pepperdine	12/01/18	8	1-2	500	0-1	000	2-2	1000	0	0	0	1	1	0	0	0	0	4	3.1	
CAMPBELL	12/04/18	12	2-4	500	0-1	000	2-2	1000	0	2	2	1	2	1	1	1	0	2	6.34	
SCHREINER	12/08/18	11	6-9	667	2-3	667	1-1	1000	3	2	5	1	6	1	0	2	2	0	15	4.6
at TTU	12/15/18	9	0-5	000	0-5	000	0-1	000	0	0	0	1	5	3	0	0	0	0	0	4.2
at Southeast Missouri	12-21-18	2	0-0	000	0-0	000	0-2	000	0	0	0	1	3	0	0	0	0	0	0	3.8
MCMURRY	12/29/18	13	5-10	500	1-2	500	0-0	000	6	2	8	1	8	0	1	1	0	0	11	4.4
NEW ORLEANS	01/02/19	12	1-1	1000	0-0	000	1-2	500	0	0	0	1	7	4	0	0	2	3	4.3	
at Sam Houston State	1/5/19	16	2-6	333	1-2	500	2-2	1000	2	1	3	1	8	1	0	2	0	1	7	4.5
at McNeese	1/9/19	17	5-6	833	2-3	667	0-0	000	1	3	4	1	9	4	0	1	1	0	12	4.9
at Southeastern	01/12/19	21	1-4	250	0-2	000	0-0	000	2	3	5	2	1	4	0	2	0	0	2	4.8
HOUSTON BAPTIST	01/16/19	7	2-2	1000	0-0	000	0-0	000	1	1	2	2	1	3	0	1	0	0	4	4.7
NORTHWESTERN ST.	01/19/19	14	1-6	167	0-2	000	1-4	250	2	1	3	2	2	3	1	1	0	0	3	4.6
at SFA	01/23/19	18	8-9	889	3-4	750	0-0	000	3	2	5	2	3	1	1	0	1	1	19	5.4
CENTRAL ARK.	01/26/19	14	2-4	500	0-1	000	0-0	000	1	2	3	2	3	2	1	0	2	1	4	5.3
A&M-CORPUS CHRISTI	01/30/19	14	2-7	286	1-2	500	4-4	1000	1	1	2	2	3	2	5	0	2	9	5.5	
at Lamar University	2/6/19	20	0-5	000	0-3	000	2-2	1000	1	3	4	2	4	2	3	0	0	2	5.3	
SAM HOUSTON STATE	02/09/19	16	1-3	333	0-2	000	1-2	500	0	0	0	2	3	3	0	1	0	2	3	5.2
at Nicholls	02/13/19	13	2-3	667	1-2	500	0-0	000	2	3	5	2	4	1	0	1	0	2	5	5.2
at Incarnate Word	02/16/19	8	2-3	667	1-2	500	0-0	000	0	1	1	2	3	3	1	2	0	0	5	5.2
SOUTHEASTERN	02/23/19	27	6-7	857	3-4	750	1-1	1000	1	0	1	2	3	4	0	1	1	2	16	5.6
at A&M-Corpus Christi	02/27/19	17	5-6	833	2-3	667	0-0	000	2	1	3	2	3	2	1	0	0	0	12	5.8
at Central Ark.	3/2/19	19	3-7	429	3-6	500	0-0	000	0	4	4	2	4	3	1	0	0	0	9	5.9
SFA	03/05/19	24	6-9	667	3-6	500	0-1	000	3	1	4	2	4	2	1	1	0	1	15	6.2
INCARNATE WORD	03/09/18	23	5-9	556	4-7	571	0-0	000	0	4	4	2	5	1	3	0	0	1	14	6.5
vs Southeastern	03/15/19	26	0-9	000	0-6	000	1-2	500	0	2	2	2	5	2	1	2	0	1	1	6.3
vs New Orleans	03/16/19	24	6-9	667	2-5	400	0-0	000	0	8	8	2	6	4	1	1	0	1	14	6.5
Totals		4	462	81-161	.503	32-82	.390	22-34	.647	35	52	87	26	70	26	24	8	22	216	6.5

Games played: 33  
 Minutes/game: 14.0  
 Points/game: 6.5  
 FG Pct: 50.3  
 3FG Pct: 39.0  
 FT Pct: 64.7

Rebounds/game: 2.6  
 Assists/game: 0.8  
 Turnovers/game: 0.7  
 Assist/turnover ratio: 1.1  
 Steals/game: 0.7  
 Blocks/game: 0.2

## #15 • HAYDEN FARQUHAR • SEASON-BY-SEASON CAREER TOTALS

Season	gp-gs	min/avg	Total		3-Point		F-Throws			Rebounds					Scoring					
			fg-fga	pct	fg-fga	pct	ft-fga	pct	off	def	tot	avg	pf	fo	ast	to	blk	stl	pts	avg
2015-16	30-0	250/8.3	31-71	.437	8-27	.296	6-16	.375	14	35	49	1.6	39	1	10	17	1	7	76	2.5
2016-17	29-5	413/14.2	70-142	.493	36-78	.462	15-24	.625	28	63	91	3.1	56	2	20	25	5	9	191	6.6
2017-18	31-1	300/9.7	42-111	.378	16-70	.229	10-17	.588	16	61	77	2.5	40	0	11	18	9	13	110	3.5
2018-19	33-4	462/14.0	81-161	.503	32-82	.390	22-34	.647	35	52	87	2.6	70	0	26	24	8	22	216	6.5
TOTAL	123-10	1425/11.6	224-485	.462	92-257	.358	53-91	.582	93	211	304	2.5	205	3	67	84	23	51	593	4.8

### SINGLE-GAME HIGHS [all-time ranking]:

Points: 19, at SFA -- 01/23/19  
 Rebounds: 11, at McNeese -- 2/16/17  
 Assists: 5, A&M-Corpus Christi -- 01/30/19  
 Steals: 3, Schreiner -- 12/02/17  
 Blocks: 2, 5 times  
 FG made: 8, at SFA -- 01/23/19  
 FG attempts: 13, at HBU -- 03/04/17  
 3FG made: 4, 4 times  
 3FG attempts: 8, at HBU -- 03/04/17  
 FT made: 5, Howard Payne -- 11/16/17  
 FT attempts: 6, Howard Payne -- 11/16/17





# #22 CHASE COBB

6-1 • 190 • Jr-1VL • Richmond, Texas / Faith West Academy

## CHASE COBB 2018-19 SEASON BESTS

	3	MCMURRY (12/29/18)
	2	HOWARD PAYNE (11/27/18)
	1	at TTU (12/15/18)
	1	SCHREINER (12/08/18)
Field Goals Made	3	ARLINGTON BAPTIST (11/06/18)
	1	MCMURRY (12/29/18)
	1	HOWARD PAYNE (11/27/18)
Field Goal Attempts	3	ARLINGTON BAPTIST (11/06/18)
	1	SOUTHEASTERN (02/23/19)
	1	MCMURRY (12/29/18)
	1	at TTU (12/15/18)
	1	at Pepperdine (12/01/18)
	1	HOWARD PAYNE (11/27/18)
3-Point Field Goals Made	2	ARLINGTON BAPTIST (11/06/18)
	1	MCMURRY (12/29/18)
3-Point FG Attempts	2	ARLINGTON BAPTIST (11/06/18)
	1	SOUTHEASTERN (02/23/19)
	1	MCMURRY (12/29/18)
	1	at TTU (12/15/18)
	1	at Pepperdine (12/01/18)
3-Pt FG Pct (min 2 made)	1.000 (2-2)	ARLINGTON BAPTIST (11/06/18)
Free Throws Made	1	at TTU (12/15/18)
	1	SCHREINER (12/08/18)
Free Throw Attempts	2	at TTU (12/15/18)
	2	SCHREINER (12/08/18)
Rebounds	1	SCHREINER (12/08/18)
	1	CENTRAL ARK. (01/26/19)
	1	MCMURRY (12/29/18)
	1	at TTU (12/15/18)
Steals	1	ARLINGTON BAPTIST (11/06/18)
	1	MCMURRY (12/29/18)
Turnovers	1	HOWARD PAYNE (11/27/18)
	1	SOUTHEASTERN (02/23/19)
	1	HOWARD PAYNE (11/27/18)
	1	ARLINGTON BAPTIST (11/06/18)
Fouls	2	SCHREINER (12/08/18)
Minutes	10	MCMURRY (12/29/18)
	10	HOWARD PAYNE (11/27/18)

## CHASE COBB 2018-19 SEASON GAME-BY-GAME

Opponent	Date	gp	min	Total		3-Pointers		Free throws		Rebounds					pts	avg				
				fg-fga	pct	3fg-fga	pct	ft-fta	pct	off	def	tot	avg	pf			a	to	blk	stl
ARLINGTON BAPTIST	11/06/18	7	3-3	1.000	2-2	1.000	0-0	.000	0	1	1	1.0	1	0	1	0	0	8	8.0	
ARKANSAS ST.	11/09/18	0	0-0	.000	0-0	.000	0-0	.000	0	0	0	0.5	0	0	0	0	0	0	4.0	
at Denver	11/15/18	drp	-	-	-	-	-	-	-	-	-	-	-	-	-	-	-	-		
vs Elon	11/22/18	0	0-0	.000	0-0	.000	0-0	.000	0	0	0	0.3	0	0	0	0	0	2.7		
at Pacific	11/23/18	drp	-	-	-	-	-	-	-	-	-	-	-	-	-	-	-	-		
at UC Riverside	11/24/18	0	0-0	.000	0-0	.000	0-0	.000	0	0	0	0.3	0	0	0	0	0	2.0		
HOWARD PAYNE	11/27/18	10	1-1	1.000	0-0	.000	0-0	.000	0	0	0	0.2	1	0	1	0	1	2.0		
at Pepperdine	12/01/18	1	0-1	.000	0-1	.000	0-0	.000	0	0	0	0.2	0	0	0	0	0	1.7		
CAMPBELL	12/04/18	drp	-	-	-	-	-	-	-	-	-	-	-	-	-	-	-	-		
SCHREINER	12/08/18	8	0-0	.000	0-0	.000	1-2	.500	0	0	0	0.1	2	0	0	0	0	1.6		
at TTU	12/15/18	1	0-1	.000	0-1	.000	1-2	.500	0	1	1	0.3	0	0	0	0	1	1.5		
at Southeast Missouri	12-21-18	drp	-	-	-	-	-	-	-	-	-	-	-	-	-	-	-	-		
MCMURRY	12/29/18	10	1-1	1.000	1-1	1.000	0-0	.000	1	0	1	0.3	0	0	0	0	1	3.7		
NEW ORLEANS	01/02/19	drp	-	-	-	-	-	-	-	-	-	-	-	-	-	-	-	-		
at Sam Houston State	1/5/19	drp	-	-	-	-	-	-	-	-	-	-	-	-	-	-	-	-		
at McNeese	1/9/19	drp	-	-	-	-	-	-	-	-	-	-	-	-	-	-	-	-		
at Southeastern	01/12/19	drp	-	-	-	-	-	-	-	-	-	-	-	-	-	-	-	-		
HOUSTON BAPTIST	01/16/19	drp	-	-	-	-	-	-	-	-	-	-	-	-	-	-	-	-		
NORTHWESTERN ST.	01/19/19	drp	-	-	-	-	-	-	-	-	-	-	-	-	-	-	-	-		
CENTRAL ARK.	01/26/19	1	0-0	.000	0-0	.000	0-0	.000	0	1	1	0.4	0	0	0	0	0	1.5		
ASM-CORPUS CHRISTI	01/30/19	0	0-0	.000	0-0	.000	0-0	.000	0	0	0	0.4	0	0	0	0	0	1.4		
at Lamar University	2/8/19	drp	-	-	-	-	-	-	-	-	-	-	-	-	-	-	-	-		
SAM HOUSTON STATE	02/09/19	drp	-	-	-	-	-	-	-	-	-	-	-	-	-	-	-	-		
at Nicholls	02/13/19	1	0-0	.000	0-0	.000	0-0	.000	0	0	0	0.3	0	0	0	0	0	1.3		
at Incarnate Word	02/16/19	1	0-0	.000	0-0	.000	0-0	.000	0	0	0	0.3	0	0	0	0	0	1.2		
SOUTHEASTERN	02/23/19	1	0-1	.000	0-1	.000	0-0	.000	0	0	0	0.3	0	0	1	0	0	1.1		
at ASM-Copus Christi	02/27/19	drp	-	-	-	-	-	-	-	-	-	-	-	-	-	-	-	-		
at Central Ark.	3/2/19	1	0-0	.000	0-0	.000	0-0	.000	0	0	0	0.3	0	0	0	0	0	1.0		
SFA	03/05/19	drp	-	-	-	-	-	-	-	-	-	-	-	-	-	-	-	-		
INCARNATE WORD	03/09/18	1	0-0	.000	0-0	.000	0-0	.000	0	0	0	0.3	0	0	0	0	0	0.9		
vs Southeastern	03/15/19	drp	-	-	-	-	-	-	-	-	-	-	-	-	-	-	-	-		
vs New Orleans	03/16/19	1	0-0	.000	0-0	.000	0-0	.000	0	0	0	0.2	0	0	0	0	0	0.9		
Totals		0	44	5-8	.625	3-6	.500	2-4	.500	1	3	4	0.2	4	0	3	0	2	15	0.9

Games played: 17  
 Minutes/game: 2.6  
 Points/game: 0.9  
 FG Pct: 62.5  
 3FG Pct: 50.0  
 FT Pct: 50.0

Rebounds/game: 0.2  
 Turnovers/game: 0.2  
 Steals/game: 0.1

## #22 • CHASE COBB • SEASON-BY-SEASON CAREER TOTALS

Season	gp-gs	min/avg	Total		3-Point		F-Throws		Rebounds				Scoring							
			fg-fga	pct	fg-fga	pct	ft-fta	pct	off	def	tot	avg	pf	fo	ast	to	blk	stl	pts	avg
2017-18	6-0	22/3.7	1-9	.111	0-7	.000	0-0	.000	1	1	2	0.3	3	0	4	4	0	1	2	0.3
2018-19	17-0	44/2.6	5-8	.625	3-6	.500	2-4	.500	1	3	4	0.2	4	0	0	3	0	2	15	0.9
TOTAL	23-0	66/2.9	6-17	.353	3-13	.231	2-4	.500	2	4	6	0.3	7	0	4	7	0	3	17	0.7

### SINGLE-GAME HIGHS [all-time ranking]:

- Points: 8, Arlington Baptist -- 11/06/18
- Rebounds: 1, 6 times
- Assists: 2, Howard Payne -- 11/16/17; Arlington Baptist -- 12/19/17
- Steals: 1, Howard Payne -- 11/27/18; Arlington Baptist -- 12/19/17; McMurry -- 12/29/18
- FG made: 3, Arlington Baptist -- 11/06/18
- FG attempts: 5, Arlington Baptist -- 12/19/17
- 3FG made: 2, Arlington Baptist -- 11/06/18
- 3FG attempts: 4, Arlington Baptist -- 12/19/17
- FT made: 1, Schreiner -- 12/08/18; at TTU -- 12/15/18
- FT attempts: 2, Schreiner -- 12/08/18; at TTU -- 12/15/18



# #32 JOE PLEASANT

6-8 • 220 • Fr-HS • F • Overland Park, Kansas / Blue Valley Northwest HS

## JOE PLEASANT 2018-19 SEASON BESTS

	13	HOWARD PAYNE (11/27/18)
	14	vs New Orleans (03/16/19)
	14	ARLINGTON BAPTIST (11/06/18)
Field Goals Made	6	MCMURRY (12/29/18)
	6	HOWARD PAYNE (11/27/18)
Field Goal Attempts	10	MCMURRY (12/29/18)
	9	INCARNATE WORD (03/09/18)
	9	at Southeastern (01/12/19)
FG Pct (min 5 made)	.750 (6-8)	HOWARD PAYNE (11/27/18)
	.714 (5-7)	vs New Orleans (03/16/19)
	.714 (5-7)	ARLINGTON BAPTIST (11/06/18)
3-Point Field Goals Made	1	at Central Ark. (3/2/19)
	1	at Pepperdine (12/01/18)
	1	vs Elon (11/22/18)
	1	ARLINGTON BAPTIST (11/06/18)
3-Point FG Attempts	2	INCARNATE WORD (03/09/18)
	2	at Central Ark. (3/2/19)
	2	at Pepperdine (12/01/18)
Free Throws Made	5	MCMURRY (12/29/18)
	4	vs New Orleans (03/16/19)
	4	at A&M-Corpus Christi (02/27/19)
	4	HOUSTON BAPTIST (01/16/19)
	4	at Pacific (11/23/18)
Free Throw Attempts	7	HOUSTON BAPTIST (01/16/19)
	7	MCMURRY (12/29/18)
FT Pct (min 3 made)	1.000 (3-3)	at Southeastern (01/12/19)
	1.000 (3-3)	SCHREINER (12/08/18)
Rebounds	8	at A&M-Corpus Christi (02/27/19)
	8	MCMURRY (12/29/18)
Assists	2	at A&M-Corpus Christi (02/27/19)
	2	MCMURRY (12/29/18)
Steals	2	vs New Orleans (03/16/19)
	2	at Sam Houston State (1/5/19)
Blocked Shots	1	vs Southeastern (03/15/19)
	1	INCARNATE WORD (03/09/18)
	1	SFA (03/05/19)
	1	A&M-CORPUS CHRISTI (01/30/19)
Turnovers	3	at TTU (12/15/18)
	3	at Central Ark. (3/2/19)
	3	SAM HOUSTON STATE (02/09/19)
	3	HOUSTON BAPTIST (01/16/19)
	3	at Sam Houston State (1/5/19)
	3	SCHREINER (12/08/18)
Fouls	5	at Southeastern (01/12/19)
Minutes	27	vs New Orleans (03/16/19)
	25	at A&M-Corpus Christi (02/27/19)

## JOE PLEASANT 2018-19 SEASON GAME-BY-GAME

Opponent	Date	gp	min	Total		3-Pointers		Free Throws		Rebounds					pts	avg				
				fg-fga	pct	3fg-fga	pct	ft-fga	pct	off	def	tot	avg	pf			a	t/o	blk	stl
ARLINGTON BAPTIST	11/06/18	16	5-7	.714	1-1	1.000	3-6	.500	2	0	2	2.0	2	1	0	0	1	14	14.0	
ARKANSAS ST.	11/09/18	15	0-1	.000	0-0	.000	1-2	.500	0	1	1	1.5	4	0	2	0	0	1	7.5	
at Denver	11/15/18	17	0-2	.000	0-1	.000	0-0	.000	0	0	0	1.0	1	1	1	0	0	5.0		
vs Elon	11/22/18	17	1-5	.200	1-1	1.000	0-0	.000	2	1	3	1.5	2	1	1	0	0	3.45		
at Pacific	11/23/18	11	1-2	.500	0-0	.000	4-5	.800	0	1	1	1.4	0	0	1	0	0	6.48		
at UC Riverside	11/24/18	6	3-4	.750	0-0	.000	0-2	.000	1	0	1	1.3	2	0	0	0	0	6.50		
HOWARD PAYNE	11/27/18	16	6-8	.750	0-0	.000	3-6	.500	0	1	1	1.3	2	0	0	0	0	15.64		
at Pepperdine	12/01/18	16	2-6	.333	1-2	.500	3-4	.750	1	2	3	1.5	3	0	0	0	0	8.66		
CAMPBELL	12/04/18	16	3-4	.750	0-0	.000	1-2	.500	0	0	0	1.3	2	0	0	0	1	7.67		
SCHREINER	12/08/18	15	2-2	1.000	0-0	.000	3-3	1.000	2	0	2	1.4	2	0	3	0	0	7.67		
at TTU	12/15/18	14	0-1	.000	0-0	.000	0-0	.000	0	1	1	1.4	1	0	1	0	1	0.61		
at Southeast Missouri	12-21-18	9	0-1	.000	0-0	.000	0-0	.000	0	1	1	1.3	2	0	1	0	0	5.6		
MCMURRY	12-29-18	24	6-10	.600	0-0	.000	5-7	.714	3	5	8	1.8	0	2	0	0	1	17.65		
NEW ORLEANS	01/02/19	6	0-1	.000	0-0	.000	0-0	.000	0	0	0	1.7	1	0	0	0	0	0.00		
at Sam Houston State	1/5/19	22	4-7	.571	0-0	.000	0-0	.000	1	3	4	1.9	3	0	3	0	2	8.61		
at McNeese	3/9/19	22	3-5	.600	0-0	.000	1-4	.250	1	3	4	2.0	4	0	0	0	0	7.62		
at Southeastern	01/12/19	18	4-9	.444	0-0	.000	3-3	1.000	2	1	3	2.1	5	0	2	0	0	11.65		
HOUSTON BAPTIST	01/16/19	15	2-3	.667	0-1	.000	4-7	.571	4	1	5	2.2	1	0	3	0	1	8.66		
NORTHWESTERN ST.	01/19/19	5	0-2	.000	0-1	.000	0-0	.000	0	0	0	2.1	0	0	0	0	0	0.62		
at SFA	01/23/19	14	1-1	1.000	0-0	.000	1-1	1.000	0	2	2	2.1	1	0	1	0	0	3.61		
CENTRAL ARK.	01/26/19	4	0-0	.000	0-0	.000	1-2	.500	0	0	0	2.0	0	0	0	0	0	1.58		
A&M-CORPUS CHRISTI	01/30/19	13	2-4	.500	0-0	.000	0-0	.000	3	1	4	2.1	2	0	1	1	0	4.57		
at Lamar University	2/8/19	13	3-3	1.000	0-0	.000	3-4	.750	1	2	3	2.1	1	0	0	0	0	9.59		
SAM HOUSTON STATE	02/09/19	12	0-1	.000	0-0	.000	1-2	.500	0	1	1	2.1	1	0	3	0	1	1.57		
at Nicholls	02/13/19	9	1-3	.333	0-0	.000	2-2	1.000	0	2	2	2.1	0	0	1	0	0	4.56		
at Incarnate Word	02/16/19	9	1-2	.500	0-0	.000	0-0	.000	0	2	2	2.1	2	0	2	0	1	2.55		
SOUTHEASTERN	02/23/19	7	0-1	.000	0-1	.000	0-0	.000	1	1	2	2.1	0	1	0	0	0	5.3		
at A&M-Corpus Christi	02/27/19	25	3-5	.600	0-1	.000	4-6	.667	2	6	8	2.3	1	2	0	0	0	10.54		
at Central Ark.	3/2/19	15	2-3	.667	1-2	.500	0-0	.000	0	3	3	2.3	3	0	3	0	0	5.54		
SFA	03/05/19	18	1-1	1.000	0-0	.000	0-0	.000	3	2	5	2.4	2	0	1	0	0	2.53		
INCARNATE WORD	03/09/18	18	5-9	.556	0-2	.000	2-2	1.000	2	5	7	2.5	2	0	2	1	0	12.55		
vs Southeastern	03/15/19	18	2-3	.667	0-0	.000	2-2	1.000	1	1	2	2.5	2	1	0	1	0	6.55		
vs New Orleans	03/16/19	27	5-7	.714	0-1	.000	4-6	.667	2	4	6	2.6	2	0	2	0	2	14.58		
Totals		2	485	68-123	.553	4-14	.286	51-78	.654	34	53	87	2.6	56	9	35	5	10	191	5.8

Games played: 33  
 Minutes/game: 14.7  
 Points/game: 5.8  
 FG Pct: 55.3  
 3FG Pct: 28.6  
 FT Pct: 65.4

Rebounds/game: 2.6  
 Assists/game: 0.3  
 Turnovers/game: 1.1  
 Assists/turnover ratio: 0.3  
 Steals/game: 0.3  
 Blocks/game: 0.2

## #32 • JOE PLEASANT • SEASON-BY-SEASON CAREER TOTALS

Season	gp-gs	min/avg	Total		3-Point		F-Throws		Rebounds				Scoring							
			fg-fga	pct	fg-fga	pct	ft-fga	pct	off	def	tot	avg	pf	fo	ast	to	blk	stl	pts	avg
2018-19	33-2	485/14.7	68-123	.553	4-14	.286	51-78	.654	34	53	87	2.6	56	1	9	35	5	10	191	5.8
TOTAL	33-2	485/14.7	68-123	.553	4-14	.286	51-78	.654	34	53	87	2.6	56	1	9	35	5	10	191	5.8

### SINGLE-GAME HIGHS [all-time ranking]:

Points: 17, McMurry -- 12/29/18  
 Rebounds: 8, at A&M-Corpus Christi -- 02/27/19; McMurry -- 12/29/18  
 Assists: 2, at A&M-Corpus Christi -- 02/27/19; McMurry -- 12/29/18  
 Steals: 2, vs New Orleans -- 03/16/19; at Sam Houston State -- 1/5/19  
 Blocks: 1, 5 times  
 FG made: 6, Howard Payne -- 11/27/18; McMurry -- 12/29/18  
 FG attempts: 10, McMurry -- 12/29/18  
 3FG made: 1, 4 times  
 3FG attempts: 2, Incarnate Word -- 03/09/18; at Pepperdine -- 12/01/18; at Central Ark. -- 3/2/19  
 FT made: 5, McMurry -- 12/29/18  
 FT attempts: 7, Houston Baptist -- 01/16/19; McMurry -- 12/29/18



# #33 PAUL HIEPLER

6-4 • 170 • Soph-1VL • G • Camarillo, California / Oaks Christian HS

## PAUL HIEPLER 2018-19 SEASON BESTS

	2	at Nicholls (02/13/19)
	2	at TTU (12/15/18)
Field Goals Made	1	at TTU (12/15/18)
	1	ARLINGTON BAPTIST (11/06/18)
Field Goal Attempts	2	MCMURRY (12/29/18)
	1	at Incarnate Word (02/16/19)
	1	at TTU (12/15/18)
	1	SCHREINER (12/08/18)
	1	ARLINGTON BAPTIST (11/06/18)
3-Point Field Goals Made	1	ARLINGTON BAPTIST (11/06/18)
3-Point FG Attempts	1	at Incarnate Word (02/16/19)
	1	MCMURRY (12/29/18)
	1	SCHREINER (12/08/18)
	1	ARLINGTON BAPTIST (11/06/18)
Free Throws Made	2	at Nicholls (02/13/19)
Free Throw Attempts	3	at Nicholls (02/13/19)
Rebounds	2	at TTU (12/15/18)
	1	SCHREINER (12/08/18)
Assists	1	MCMURRY (12/29/18)
Steals	1	at Incarnate Word (02/16/19)
Turnovers	1	HOWARD PAYNE (11/27/18)
Fouls	2	HOWARD PAYNE (11/27/18)
Minutes	7	MCMURRY (12/29/18)
	4	HOWARD PAYNE (11/27/18)
	4	ARLINGTON BAPTIST (11/06/18)

## PAUL HIEPLER 2018-19 SEASON GAME-BY-GAME

Opponent	Date	gp	min	Total		3-Pointers		Free throws		Rebounds							pts	avg			
				fg-fga	pct	3fg-fga	pct	ft-fa	pct	off	def	tot	avg	pf	a	to			blk	stl	
ARLINGTON BAPTIST	11/06/18	4	1-1	1.000	1-1	1.000	0-0	.000	0	0	0	0	0	0	0	0	0	0	0	3	3.0
ARKANSAS ST.	11/09/18	0	0-0	.000	0-0	.000	0-0	.000	0	0	0	0	0	0	0	0	0	0	0	0	1.5
at Denver	11/15/18	dnp	-	-	-	-	-	-	-	-	-	-	-	-	-	-	-	-	-	-	-
vs Elon	11/22/18	dnp	-	-	-	-	-	-	-	-	-	-	-	-	-	-	-	-	-	-	-
at Pacific	11/23/18	dnp	-	-	-	-	-	-	-	-	-	-	-	-	-	-	-	-	-	-	-
at UC Riverside	11/24/18	0	0-0	.000	0-0	.000	0-0	.000	0	0	0	0	0	0	0	0	0	0	0	0	1.0
HOWARD PAYNE	11/27/18	4	0-0	.000	0-0	.000	0-0	.000	0	0	0	0	0	0	0	0	0	0	0	0	0.8
at Pepperdine	12/01/18	1	0-0	.000	0-0	.000	0-0	.000	0	0	0	0	0	0	0	0	0	0	0	0	0.8
CAMPBELL	12/04/18	dnp	-	-	-	-	-	-	-	-	-	-	-	-	-	-	-	-	-	-	-
SCHREINER	12/08/18	3	0-1	.000	0-1	.000	0-0	.000	0	1	1	0.2	0	0	0	0	0	0	0	0	0.5
at TTU	12/15/18	1	1-1	1.000	0-0	.000	0-0	.000	1	1	2	0.4	0	0	0	0	0	0	0	2	0.7
at Southeast Missouri	12-21-18	dnp	-	-	-	-	-	-	-	-	-	-	-	-	-	-	-	-	-	-	-
MCMURRY	12/29/18	7	0-2	.000	0-1	.000	0-0	.000	0	0	0	0.4	1	1	0	0	0	0	0	0	0.8
NEW ORLEANS	01/02/19	dnp	-	-	-	-	-	-	-	-	-	-	-	-	-	-	-	-	-	-	-
at Sam Houston State	1/5/19	dnp	-	-	-	-	-	-	-	-	-	-	-	-	-	-	-	-	-	-	-
at McNeese	1/8/19	dnp	-	-	-	-	-	-	-	-	-	-	-	-	-	-	-	-	-	-	-
at Southeastern	01/12/19	dnp	-	-	-	-	-	-	-	-	-	-	-	-	-	-	-	-	-	-	-
HOUSTON BAPTIST	01/16/19	dnp	-	-	-	-	-	-	-	-	-	-	-	-	-	-	-	-	-	-	-
NORTHWESTERN ST.	01/19/19	dnp	-	-	-	-	-	-	-	-	-	-	-	-	-	-	-	-	-	-	-
CENTRAL ARK.	01/26/19	1	0-0	.000	0-0	.000	0-0	.000	0	0	0	0.3	0	0	0	0	0	0	0	0	0.8
ASM-CORPUS CHRISTI	01/30/19	0	0-0	.000	0-0	.000	0-0	.000	0	0	0	0.3	0	0	0	0	0	0	0	0	0.5
at Lamar University	2/6/19	dnp	-	-	-	-	-	-	-	-	-	-	-	-	-	-	-	-	-	-	-
SAM HOUSTON STATE	02/09/19	dnp	-	-	-	-	-	-	-	-	-	-	-	-	-	-	-	-	-	-	-
at Nicholls	02/13/19	1	0-0	.000	0-0	.000	2-3	.667	0	0	0	0.3	0	0	0	0	0	0	0	2	0.8
at Incarnate Word	02/16/19	1	0-1	.000	0-1	.000	0-0	.000	0	0	0	0.3	0	0	0	0	0	0	1	0	0.8
SOUTHEASTERN	02/23/19	dnp	-	-	-	-	-	-	-	-	-	-	-	-	-	-	-	-	-	-	-
at ASM-Corpus Christi	02/27/19	dnp	-	-	-	-	-	-	-	-	-	-	-	-	-	-	-	-	-	-	-
at Central Ark.	3/2/19	1	0-0	.000	0-0	.000	0-0	.000	0	0	0	0.2	0	0	0	0	0	0	0	0	0.5
SFA	03/05/19	dnp	-	-	-	-	-	-	-	-	-	-	-	-	-	-	-	-	-	-	-
INCARNATE WORD	03/09/18	1	0-0	.000	0-0	.000	0-0	.000	0	0	0	0.2	0	0	0	0	0	0	0	0	0.5
vs Southeastern	03/15/19	dnp	-	-	-	-	-	-	-	-	-	-	-	-	-	-	-	-	-	-	-
vs New Orleans	03/16/19	1	0-0	.000	0-0	.000	0-0	.000	0	0	0	0.2	1	0	0	0	0	0	0	0	0.5
Totals		0	26	2-6	.333	1-4	250	2-3	.667	1	2	3	0.2	4	1	1	0	1	7	0.5	

Games played: 15  
 Minutes/game: 1.7  
 Points/game: 0.5  
 FG Pct: 33.3  
 3FG Pct: 25.0  
 FT Pct: 66.7

Rebounds/game: 0.2  
 Assists/game: 0.1  
 Turnovers/game: 0.1  
 Assist/turnover ratio: 1.0  
 Steals/game: 0.1

## #33 • PAUL HIEPLER • SEASON-BY-SEASON CAREER TOTALS

Season	gp-gs	min/avg	Total		3-Point		F-Throws		Rebounds				Scoring							
			fg-fga	pct	fg-fga	pct	ft-fa	pct	off	def	tot	avg	pf	fo	ast	to	blk	stl	pts	avg
2017-18	4-0	8/2.0	2-3	.667	1-2	.500	0-0	.000	1	2	3	0.8	0	0	0	1	0	1	5	1.3
2018-19	15-0	26/1.7	2-6	.333	1-4	.250	2-3	.667	1	2	3	0.2	4	0	1	1	0	1	7	0.5
TOTAL	19-0	34/1.8	4-9	.444	2-6	.333	2-3	.667	2	4	6	0.3	4	0	1	2	0	2	12	0.6

### SINGLE-GAME HIGHS [all-time ranking]:

Points: 3, Arlington Baptist -- 11/06/18; Schreiner -- 12/02/17  
 Rebounds: 3, Arlington Baptist -- 12/19/17  
 Assists: 1, McMurry -- 12/29/18  
 Steals: 1, at Incarnate Word -- 02/16/19; Schreiner -- 12/02/17  
 FG made: 1, 4 times  
 FG attempts: 2, McMurry -- 12/29/18  
 3FG made: 1, Arlington Baptist -- 11/06/18; Schreiner -- 12/02/17  
 3FG attempts: 1, 6 times  
 FT made: 2, at Nicholls -- 02/13/19  
 FT attempts: 3, at Nicholls -- 02/13/19



# #34 KOLTON KOHL

7-0 • 225 • Soph-1VL • San Angelo, Texas / San Angelo Central HS

## KOLTON KOHL 2018-19 SEASON BESTS

Points	9	HOWARD PAYNE (11/27/18)
	7	at Incarnate Word (02/16/19)
	7	SCHREINER (12/08/18)
	6	ARKANSAS ST. (11/09/18)
	5	ARLINGTON BAPTIST (11/06/18)
Field Goals Made	3	HOWARD PAYNE (11/27/18)
	2	at Central Ark. (3/2/19)
	2	at Incarnate Word (02/16/19)
	2	SCHREINER (12/08/18)
	2	ARLINGTON BAPTIST (11/06/18)
Field Goal Attempts	4	at Central Ark. (3/2/19)
	4	HOWARD PAYNE (11/27/18)
Free Throws Made	4	ARKANSAS ST. (11/09/18)
	3	at Incarnate Word (02/16/19)
	3	SCHREINER (12/08/18)
	3	HOWARD PAYNE (11/27/18)
Free Throw Attempts	4	SOUTHEASTERN (02/23/19)
	4	at Incarnate Word (02/16/19)
	4	SCHREINER (12/08/18)
	4	HOWARD PAYNE (11/27/18)
	4	ARKANSAS ST. (11/09/18)
FT Pct (min 3 made)	1.000 (4-4)	ARKANSAS ST. (11/09/18)
	.750 (3-4)	at Incarnate Word (02/16/19)
	.750 (3-4)	SCHREINER (12/08/18)
	.750 (3-4)	HOWARD PAYNE (11/27/18)
Rebounds	8	HOWARD PAYNE (11/27/18)
	6	ARLINGTON BAPTIST (11/06/18)
Assists	2	HOWARD PAYNE (11/27/18)
	1	at Central Ark. (3/2/19)
	1	SOUTHEASTERN (02/23/19)
	1	MCMURRY (12/29/18)
Steals	1	at Central Ark. (3/2/19)
	1	at Pepperdine (12/01/18)
	1	HOWARD PAYNE (11/27/18)
	1	ARKANSAS ST. (11/09/18)
Blocked Shots	3	MCMURRY (12/29/18)
	2	SOUTHEASTERN (02/23/19)
	2	SCHREINER (12/08/18)
	2	ARLINGTON BAPTIST (11/06/18)
Turnovers	3	SCHREINER (12/08/18)
Fouls	3	at TTU (12/15/18)
Minutes	11	SOUTHEASTERN (02/23/19)
	11	HOWARD PAYNE (11/27/18)

## KOLTON KOHL 2018-19 SEASON GAME-BY-GAME

Opponent	Date	gp	min	Total		3-Pointers		Free throws		Rebounds					pts	avg			
				fg-fga	pct	fg-fga	pct	ft-fa	pct	off	def	tot	pf	a			blk	stl	
ARLINGTON BAPTIST	11/06/18	10	2-3	.667	0-0	.000	1-2	.500	3	3	6	6.0	1	0	1	2	0	5	5.0
ARKANSAS ST.	11/09/18	2	1-1	1.000	0-0	.000	4-4	1.000	0	2	2	4.0	2	0	0	0	1	6	5.5
at Denver	11/15/18	5	0-1	.000	0-0	.000	0-0	.000	1	0	1	3.0	0	0	0	0	0	3	3.7
vs Elon	11/22/18	dnp	-	-	-	-	-	-	-	-	-	-	-	-	-	-	-	-	-
at Pacific	11/23/18	dnp	-	-	-	-	-	-	-	-	-	-	-	-	-	-	-	-	-
at UC Riverside	11/24/18	5	1-3	.333	0-0	.000	0-2	.000	1	0	1	2.5	1	0	1	0	0	2	3.3
HOWARD PAYNE	11/27/18	11	3-4	.750	0-0	.000	3-4	.750	3	5	8	3.6	2	1	1	1	9	4.4	
at Pepperdine	12/01/18	1	0-1	.000	0-0	.000	0-0	.000	0	0	0	3.0	0	0	0	1	0	3.7	
CAMPBELL	12/04/18	2	0-0	.000	0-0	.000	0-0	.000	0	0	0	2.6	1	0	0	0	0	3.1	
SCHREINER	12/08/18	8	2-3	.667	0-0	.000	3-4	.750	1	2	3	2.6	0	0	3	2	0	7	3.6
at TTU	12/15/18	2	0-0	.000	0-0	.000	1-2	.500	1	0	1	2.4	3	0	0	0	1	3.3	
at Southeast Missouri	12-21-18	1	0-0	.000	0-0	.000	0-0	.000	0	0	0	2.2	0	0	0	0	0	3.0	
MCMURRY	12/29/18	7	0-3	.000	0-0	.000	0-0	.000	0	1	1	2.1	0	1	0	3	0	2.7	
NEW ORLEANS	01/02/19	1	0-0	.000	0-0	.000	0-1	.000	0	0	0	1.9	0	0	0	0	0	2.5	
at Sam Houston State	1/5/19	4	0-2	.000	0-0	.000	0-0	.000	0	0	0	1.8	0	0	0	0	0	2.3	
at McNeese	1/9/19	2	0-1	.000	0-0	.000	0-0	.000	1	0	1	1.7	0	0	0	0	0	2.1	
at Southeastern	01/12/19	4	0-1	.000	0-0	.000	2-3	.667	0	0	0	1.6	0	0	0	0	2	2.1	
HOUSTON BAPTIST	01/16/19	2	0-0	.000	0-0	.000	0-0	.000	0	1	1	1.6	0	0	1	0	0	2.0	
NORTHWESTERN ST.	01/19/19	2	0-0	.000	0-0	.000	0-0	.000	1	1	2	1.6	0	0	1	0	0	1.9	
at SFA	01/23/19	2	0-0	.000	0-0	.000	0-0	.000	0	0	0	1.5	1	0	1	0	0	1.8	
CENTRAL ARK.	01/26/19	4	1-1	1.000	0-0	.000	2-2	1.000	1	1	2	1.5	1	0	1	0	4	1.9	
ABM-CORPUS CHRISTI	01/30/19	1	0-0	.000	0-0	.000	0-0	.000	0	0	0	1.5	0	0	0	0	0	1.8	
at Lamar University	2/5/19	dnp	-	-	-	-	-	-	-	-	-	-	-	-	-	-	-	-	-
SAM HOUSTON STATE	02/09/19	3	0-0	.000	0-0	.000	2-2	1.000	0	0	0	1.4	0	0	0	0	0	2	1.8
at Nicholls	02/13/19	1	0-0	.000	0-0	.000	0-0	.000	0	0	0	1.3	0	0	0	0	0	1.7	
at Incarnate Word	02/16/19	7	2-3	.667	0-0	.000	3-4	.750	3	3	3	1.4	2	0	1	1	0	7	2.0
SOUTHEASTERN	02/23/19	* 11	1-2	.500	0-0	.000	2-4	.500	2	3	5	1.5	2	1	2	2	0	4	2.0
at ABM-Corpus Christi	02/27/19	* 5	1-1	1.000	0-0	.000	0-1	.000	1	1	2	1.6	1	0	0	0	0	2	2.0
at Central Ark.	3/2/19	* 10	2-4	.500	0-0	.000	0-0	.000	1	3	4	1.7	0	1	0	1	4	2.1	
SFA	03/05/19	* 3	0-0	.000	0-0	.000	0-0	.000	0	2	2	1.7	0	0	0	0	0	2	2.0
INCARNATE WORD	03/09/18	7	0-0	.000	0-0	.000	0-0	.000	1	0	1	1.6	1	0	0	0	0	2	2.0
vs Southeastern	03/15/19	2	1-1	1.000	0-0	.000	0-0	.000	1	0	1	1.6	1	0	0	0	0	2	2.0
vs New Orleans	03/16/19	4	1-1	1.000	0-0	.000	0-0	.000	0	0	0	1.6	0	0	0	0	0	2	2.0
<b>Totals</b>		<b>4</b>	<b>129</b>	<b>18-36</b>	<b>.500</b>	<b>0-0</b>	<b>23-35</b>	<b>.657</b>	<b>22</b>	<b>25</b>	<b>47</b>	<b>1.6</b>	<b>17</b>	<b>5</b>	<b>11</b>	<b>13</b>	<b>4</b>	<b>59</b>	<b>2.0</b>

Games played: 30  
 Minutes/game: 4.3  
 Points/game: 2.0  
 FG Pct: 50.0  
 FT Pct: 65.7

Rebounds/game: 1.6  
 Assists/game: 0.2  
 Turnovers/game: 0.4  
 Assist/turnover ratio: 0.5  
 Steals/game: 0.1  
 Blocks/game: 0.4

## #34 • KOLTON KOHL • SEASON-BY-SEASON CAREER TOTALS

Season	gp-gs	min/avg	Total		3-Point		F-Throws		Rebounds				Scoring							
			fg-fga	pct	fg-fga	pct	ft-fa	pct	off	def	tot	avg	pf	fo	ast	to	blk	stl	pts	avg
2017-18	25-0	105/4.2	15-36	.417	0-0	.000	9-18	.500	8	15	23	0.9	24	0	3	8	10	0	39	1.6
2018-19	30-4	129/4.3	18-36	.500	0-0	.000	23-35	.657	22	25	47	1.6	17	0	5	11	13	4	59	2.0
<b>TOTAL</b>	<b>55-4</b>	<b>234/4.3</b>	<b>33-72</b>	<b>.458</b>	<b>0-0</b>	<b>.000</b>	<b>32-53</b>	<b>.604</b>	<b>30</b>	<b>40</b>	<b>70</b>	<b>1.3</b>	<b>41</b>	<b>0</b>	<b>8</b>	<b>19</b>	<b>23</b>	<b>4</b>	<b>98</b>	<b>1.8</b>

### SINGLE-GAME HIGHS [all-time ranking]:

- Points: 10, Arlington Baptist -- 12/19/17
- Rebounds: 8, Howard Payne -- 11/27/18
- Assists: 2, Howard Payne -- 11/27/18
- Steals: 1, 4 times
- Blocks: 3, Arlington Baptist -- 12/19/17; McMurry -- 12/29/18
- FG made: 5, Arlington Baptist -- 12/19/17
- FG attempts: 8, Arlington Baptist -- 12/19/17
- FT made: 4, Arkansas St. -- 11/09/18; at New Orleans -- 12/28/17
- FT attempts: 6, at New Orleans -- 12/28/17



# #42 CLAY GAYMAN

6-6 • 220 • Fr-HS • F • Nevada, Missouri / Nevada HS

## CLAY GAYMAN 2018-19 SEASON BESTS

Points	13	HOWARD PAYNE (11/27/18)
	11	ARLINGTON BAPTIST (11/06/18)
	6	SOUTHEASTERN (02/23/19)
	6	MCMURRY (12/29/18)
	5	SCHREINER (12/08/18)
Field Goals Made	6	HOWARD PAYNE (11/27/18)
	4	ARLINGTON BAPTIST (11/06/18)
Field Goal Attempts	10	HOWARD PAYNE (11/27/18)
	7	ARLINGTON BAPTIST (11/06/18)
FG Pct (min 5 made)	.600 (6-10)	HOWARD PAYNE (11/27/18)
3-Point Field Goals Made	2	SOUTHEASTERN (02/23/19)
	1	at SFA (01/23/19)
	1	NORTHWESTERN ST. (01/19/19)
	1	NEW ORLEANS (01/02/19)
	1	MCMURRY (12/29/18)
	1	SCHREINER (12/08/18)
	1	HOWARD PAYNE (11/27/18)
3-Point FG Attempts	2	SFA (03/05/19)
	2	SOUTHEASTERN (02/23/19)
	2	HOWARD PAYNE (11/27/18)
3-Pt FG Pct (min 2 made)	1.000 (2-2)	SOUTHEASTERN (02/23/19)
Free Throws Made	3	ARLINGTON BAPTIST (11/06/18)
	2	at Lamar University (2/6/19)
	2	ARKANSAS ST. (11/09/18)
Free Throw Attempts	4	MCMURRY (12/29/18)
	4	ARLINGTON BAPTIST (11/06/18)
FT Pct (min 3 made)	.750 (3-4)	ARLINGTON BAPTIST (11/06/18)
Rebounds	5	SCHREINER (12/08/18)
	4	HOWARD PAYNE (11/27/18)
Assists	2	ARLINGTON BAPTIST (11/06/18)
	1	at Lamar University (2/6/19)
	1	at SFA (01/23/19)
	1	MCMURRY (12/29/18)
	1	at Southeast Missouri (12-21-18)
	1	SCHREINER (12/08/18)
	1	HOWARD PAYNE (11/27/18)
Steals	4	ARLINGTON BAPTIST (11/06/18)
	1	SFA (03/05/19)
	1	at SFA (01/23/19)
	1	HOWARD PAYNE (11/27/18)
Blocked Shots	1	SOUTHEASTERN (02/23/19)
	1	HOWARD PAYNE (11/27/18)
	1	ARLINGTON BAPTIST (11/06/18)
Turnovers	3	SCHREINER (12/08/18)
Fouls	2	MCMURRY (12/29/18)
	2	SCHREINER (12/08/18)
Minutes	13	SCHREINER (12/08/18)
	12	SOUTHEASTERN (02/23/19)
	12	MCMURRY (12/29/18)

## CLAY GAYMAN 2018-19 SEASON GAME-BY-GAME

Opponent	Date	gp	min	Total		3-Pointers		Free throws		Rebounds					pf	a	t/o	blk	stl	pts	avg
				fg-fga	pct	3p-fga	pct	ft-fa	pct	off	def	tot	avg								
ARLINGTON BAPTIST	11/06/18	10	4-7	.571	0-1	.000	3-4	.750	2	1	3	3.0	1	2	1	1	4	11	11.0		
ARKANSAS ST.	11/09/18	7	0-2	.000	0-0	.000	2-2	1.000	2	1	3	3.0	0	1	0	0	2	8.5			
at Denver	11/15/18	2	0-1	.000	0-1	.000	0-0	.000	0	0	0	2.0	0	1	0	0	0	4.3			
vs Elon	11/22/18	1	0-0	.000	0-0	.000	0-0	.000	0	0	0	2.0	0	0	0	0	0	0.0			
at Pacific	11/23/18	1	0-0	.000	0-0	.000	0-0	.000	0	0	0	1.2	0	0	0	0	0	2.6			
at UC Riverside	11/24/18	2	0-0	.000	0-0	.000	0-0	.000	0	0	0	1.0	0	0	0	0	0	2.2			
HOWARD PAYNE	11/27/18	11	6-10	.600	1-2	.500	0-0	.000	1	3	4	1.4	1	2	1	1	13	3.7			
at Pepperdine	12/01/18	1	0-0	.000	0-0	.000	0-0	.000	0	0	0	1.3	0	0	0	0	0	3.3			
CAMPBELL	12/04/18	1	0-0	.000	0-0	.000	0-0	.000	0	0	0	1.1	0	0	0	0	0	2.9			
SCHREINER	12/08/18	13	2-2	1.000	1-1	1.000	0-0	.000	0	5	5	1.5	2	1	3	0	0	5.3			
at TTU	12/15/18	8	0-1	.000	0-0	.000	1-2	.500	0	0	0	1.4	0	0	0	0	1	2.9			
at Southeast Missouri	12-21-18	6	0-0	.000	0-0	.000	0-0	.000	0	1	1	1.3	1	1	2	0	0	2.7			
MCMURRY	12/29/18	12	2-3	.667	1-1	1.000	1-4	.250	1	2	3	1.5	2	1	0	0	0	6.2			
NEW ORLEANS	01/02/19	2	1-1	1.000	1-1	1.000	1-2	.500	0	0	0	1.4	0	0	0	0	0	4.3			
at Sam Houston State	1/5/19	2	0-0	.000	0-0	.000	0-0	.000	0	0	0	1.3	0	0	1	0	0	2.8			
at McNeese	1/9/19	1	0-0	.000	0-0	.000	0-0	.000	0	0	0	1.3	0	0	0	0	0	2.8			
at Southeastern	01/12/19	1	0-0	.000	0-0	.000	0-0	.000	0	0	0	1.2	0	0	0	0	0	2.8			
HOUSTON BAPTIST	01/16/19	3	1-1	1.000	0-0	.000	0-0	.000	0	0	0	1.2	0	0	0	0	0	2.8			
NORTHWESTERN ST.	01/19/19	4	1-3	.333	1-1	1.000	0-0	.000	1	0	1	1.2	1	0	1	0	0	3.2			
at SFA	01/23/19	10	1-2	.500	1-1	1.000	0-0	.000	1	1	2	1.2	1	0	1	0	1	3.2			
CENTRAL ARK.	01/26/19	2	0-1	.000	0-1	.000	0-0	.000	0	0	0	1.2	1	0	1	0	0	2.6			
A&M-CORPUS CHRISTI	01/30/19	3	0-1	.000	0-1	.000	0-0	.000	0	0	0	1.1	0	0	0	0	0	2.5			
at Lamar University	2/6/19	9	0-2	.000	0-1	.000	2-2	1.000	3	0	3	1.2	0	1	0	0	0	2.5			
SAM HOUSTON STATE	02/09/19	4	0-1	.000	0-1	.000	0-0	.000	0	0	0	1.1	0	0	0	0	0	2.4			
at Nicholls	02/13/19	1	0-0	.000	0-0	.000	0-0	.000	0	0	0	1.1	0	0	0	0	0	2.3			
at Incarnate Word	02/16/19	1	0-1	.000	0-1	.000	0-0	.000	0	0	0	1.0	0	0	1	0	0	2.2			
SOUTHEASTERN	02/23/19	12	2-2	1.000	2-2	1.000	0-0	.000	1	1	2	1.1	1	0	1	0	0	6.2			
at A&M-Corpus Christi	02/27/19	8	0-1	.000	0-1	.000	0-0	.000	1	0	1	1.1	1	0	2	0	0	2.2			
at Central Ark.	3/2/19	7	2-2	1.000	0-0	.000	0-0	.000	0	1	1	1.1	0	0	0	0	0	4.2			
SFA	03/05/19	5	0-3	.000	0-2	.000	0-0	.000	0	0	0	1.0	1	0	0	1	0	2.2			
INCARNATE WORD	03/09/18	4	0-0	.000	0-0	.000	1-2	.500	1	0	1	1.0	0	0	0	0	0	1.2			
vs Southeastern	03/15/19	1	0-0	.000	0-0	.000	0-0	.000	0	0	0	1.0	0	0	0	0	0	2.1			
vs New Orleans	03/16/19	1	0-0	.000	0-0	.000	0-0	.000	0	0	0	1.0	0	0	0	0	0	2.1			
Totals		1	153	22-48	.458	8-19	.421	11-18	.611	14	16	30	1.0	12	8	17	3	7	63	2.1	

Games played: 30  
Minutes/game: 5.1  
Points/game: 2.1  
FG Pct: 45.8  
3FG Pct: 42.1  
FT Pct: 61.1

Rebounds/game: 1.0  
Assists/game: 0.3  
Turnovers/game: 0.6  
Assist/turnover ratio: 0.5  
Steals/game: 0.2  
Blocks/game: 0.1

## #42 • CLAY GAYMAN • SEASON-BY-SEASON CAREER TOTALS

Season	gp-gs	min/avg	Total		3-Point		F-Throws		Rebounds				Scoring							
			fg-fga	pct	fg-fga	pct	ft-fa	pct	off	def	tot	avg	pf	fo	ast	to	blk	stl	pts	avg
2018-19	30-1	153/5.1	22-48	.458	8-19	.421	11-18	.611	14	16	30	1.0	12	0	8	17	3	7	63	2.1
TOTAL	30-1	153/5.1	22-48	.458	8-19	.421	11-18	.611	14	16	30	1.0	12	0	8	17	3	7	63	2.1

### SINGLE-GAME HIGHS [all-time ranking]:

- Points: 13, Howard Payne -- 11/27/18
- Rebounds: 5, Schreiner -- 12/08/18
- Assists: 2, Arlington Baptist -- 11/06/18
- Steals: 4, Arlington Baptist -- 11/06/18
- Blocks: 1, Southeastern -- 02/23/19; Arlington Baptist -- 11/06/18; Howard Payne -- 11/27/18
- FG made: 6, Howard Payne -- 11/27/18
- FG attempts: 10, Howard Payne -- 11/27/18
- 3FG made: 2, Southeastern -- 02/23/19
- 3FG attempts: 2, Southeastern -- 02/23/19; SFA -- 03/05/19; Howard Payne -- 11/27/18
- FT made: 3, Arlington Baptist -- 11/06/18
- FT attempts: 4, Arlington Baptist -- 11/06/18; McMurry -- 12/29/18

# 2018-19 GAME BOX SCORES

## GAME 1 • ACU 107, ARLINGTON BAPTIST 54

Tuesday, Nov. 6, 2018 • Abilene, Texas



Official Basketball Box Score -- Game Totals -- Final Statistics  
Arlington Baptist vs Abilene Christian  
11/06/18 6 p.m. at Abilene, Texas

### Arlington Baptist 54 • 0-4

#	Player	Total			3-Ptr			Rebounds			PF	TP	A	TO	Blk	Stl	Min
		FG-FGA	FG-FGA	FT-FTA	FG-FGA	FG-FGA	FT-FTA	Off	Def	Tot							
03	Pettie, Jashun	4-6	0-1	3-4	1	0	1	3	11	2	2	0	1	38			
10	Williams, Jordan	4-10	3-4	0-0	0	1	1	0	11	1	4	0	0	35			
21	Garrett, Teeshawn	2-6	0-0	1-2	1	4	5	4	5	0	2	0	0	27			
22	Daegan Gentry	3-11	1-5	0-0	0	4	4	7	2	2	0	0	0	30			
23	Jones, Kennedy	2-6	0-0	1-2	0	1	1	2	5	0	2	0	0	28			
00	Holden, Jalin	3-6	1-1	3-4	1	1	2	1	10	0	5	0	0	17			
11	Martinez, Christian	0-0	0-0	0-0	0	0	0	1	0	0	1	0	0	2			
12	Holmes, Sheldon	0-3	0-0	2-2	1	1	2	3	2	0	2	0	0	10			
15	Mallard, Tra	0-1	0-1	2-2	0	0	0	2	2	0	2	0	1	9			
33	Holmes, Alexander	0-0	0-0	1-2	0	1	1	2	1	0	1	0	0	4			
Team				3		1		4									
Totals		18-49	5-12	13-18	7	14	21	22	54	5	22	0	2	200			
FG % 1st Half:		10-24	41.7%	2nd half:	8-25	32.0%	Game:		18-49	36.7%	Deadball						
3FG % 1st Half:		1-4	25.0%	2nd half:	4-8	50.0%	Game:		5-12	41.7%	Rebounds						
FT % 1st Half:		4-7	57.1%	2nd half:	9-11	81.8%	Game:		13-18	72.2%	2						

### Abilene Christian 107 • 1-0

#	Player	Total			3-Ptr			Rebounds			PF	TP	A	TO	Blk	Stl	Min
		FG-FGA	FG-FGA	FT-FTA	FG-FGA	FG-FGA	FT-FTA	Off	Def	Tot							
00	Franklin, Jaylen	0-0	0-0	0-0	0	1	1	2	0	5	1	1	1	24			
01	Lewis, Jaren	8-9	0-0	2-2	1	1	2	0	18	4	1	0	1	17			
05	Ricks, Payten	4-7	3-6	2-2	1	1	4	13	1	0	0	4	22				
13	Maxwell, B.J.	5-10	2-5	2-3	2	4	6	2	14	1	1	1	22				
21	Friday, Jalone	4-8	1-3	0-0	1	2	3	1	9	3	1	0	14				
04	Daniels, Damien	3-4	1-1	0-0	0	3	3	0	7	6	1	0	0	22			
11	Cameron, Tobias	1-1	0-0	0-0	1	4	5	1	2	1	3	0	0	7			
14	Lenox, Trey	0-2	0-1	0-0	1	1	2	2	0	0	0	0	0	12			
15	Faruqhar, Hayden	1-4	0-2	1-2	0	3	3	3	2	0	0	0	0	6			
22	Cobb, Chase	3-3	2-2	0-0	0	1	1	1	8	0	1	0	0	7			
32	Pleasant, Joe	5-7	1-1	3-6	2	0	2	14	1	0	0	0	16				
33	Hiepler, Paul	1-1	1-1	0-0	0	0	0	0	3	0	0	0	0	4			
34	Kohl, Kolton	2-3	0-0	1-2	3	3	6	1	5	0	1	2	0	10			
42	Gayman, Clay	4-7	0-1	3-4	2	1	3	11	2	1	1	4	10				
Team				1		2		3									
Totals		41-66	11-23	14-21	14	27	41	20	107	26	11	6	13	200			
FG % 1st Half:		21-36	58.3%	2nd half:	20-30	66.7%	Game:		41-66	62.1%	Deadball						
3FG % 1st Half:		7-15	46.7%	2nd half:	4-8	50.0%	Game:		11-23	47.8%	Rebounds						
FT % 1st Half:		3-4	75.0%	2nd half:	11-17	64.7%	Game:		14-21	66.7%	4						

Officials: Albert Buckles, Nick Atwood, Carl Gray  
Technical fouls: Arlington Baptist-None. Abilene Christian-None.  
Attendance: 1500

Score by periods	1st	2nd	Total
Arlington Baptist	25	29	54
Abilene Christian	52	55	107

Last FG - ABU 2nd-01:34, ACU 2nd-00:50.  
Largest lead - ABU by 21st-15:49, ACU by 25 2nd-03:29.  
ARU led for 00:40, ACU led for 35:57. Game was tied for 02:34

Score tied - 2 times.  
Lead changed - 2 times.

## GAME 3 • ACU 67, DENVER 61

Thursday, Nov. 15, 2018 • Denver, Colorado



Official Basketball Box Score -- Game Totals -- Final Statistics  
Abilene Christian vs Denver  
11/15/18 7:05 p.m. MT at Magness Arena (Denver, Colo.)

### Abilene Christian 67 • 3-0

#	Player	Total			3-Ptr			Rebounds			PF	TP	A	TO	Blk	Stl	Min
		FG-FGA	FG-FGA	FT-FTA	FG-FGA	FG-FGA	FT-FTA	Off	Def	Tot							
01	Lewis, Jaren	6-13	1-2	6-8	1	3	4	1	19	3	0	0	1	33			
21	Friday, Jalone	3-6	0-0	0-0	0	1	1	4	7	1	5	1	15				
00	Franklin, Jaylen	2-4	0-1	1-2	0	6	6	1	5	4	0	0	2	32			
05	Ricks, Payten	7-11	5-8	4-4	0	4	4	2	23	4	0	1	1	34			
13	Maxwell, B.J.	1-5	1-2	0-0	2	6	8	1	3	2	1	1	0	31			
04	Daniels, Damien	2-4	1-3	0-0	0	1	1	2	5	0	0	0	0	9			
11	Cameron, Tobias	0-0	0-0	0-0	0	0	0	0	0	0	0	0	0	2			
14	Lenox, Trey	0-0	0-0	0-0	0	1	1	0	0	0	0	1	1	12			
15	Faruqhar, Hayden	1-3	1-3	2-2	1	0	1	3	5	1	0	1	0	8			
32	Pleasant, Joe	0-2	0-1	0-0	0	0	0	1	0	1	0	1	0	17			
34	Kohl, Kolton	0-1	0-0	0-0	0	1	0	0	0	0	0	0	0	5			
42	Gayman, Clay	0-1	0-1	0-0	0	0	0	0	0	0	1	0	0	2			
Team				0		0		0									
Totals		22-49	10-24	13-16	5	21	26	15	67	16	9	5	5	200			
FG % 1st Half:		12-25	48.0%	2nd half:	10-24	41.7%	Game:		22-49	44.9%	Deadball						
3FG % 1st Half:		4-12	33.3%	2nd half:	6-12	50.0%	Game:		10-24	41.7%	Rebounds						
FT % 1st Half:		2-4	50.0%	2nd half:	11-12	91.7%	Game:		13-16	81.3%	2						

### Denver 61 • 1-2

#	Player	Total			3-Ptr			Rebounds			PF	TP	A	TO	Blk	Stl	Min
		FG-FGA	FG-FGA	FT-FTA	FG-FGA	FG-FGA	FT-FTA	Off	Def	Tot							
11	Jake Krafla	2-5	1-2	0-0	1	2	3	5	5	1	0	1	0	28			
25	Ronnie Harrell Jr.	5-15	1-3	1-1	2	3	5	1	12	2	3	0	0	28			
32	Abiola Akintola	4-6	0-0	0-6	2	7	9	2	8	1	1	2	0	32			
00	Ade Murkey	4-6	1-1	0-2	1	2	3	3	9	0	3	0	1	25			
02	Joe Rosga	4-10	4-7	0-0	2	2	4	12	3	3	0	0	0	29			
01	David Nzekwesi	0-2	0-0	0-0	0	0	0	0	0	0	0	0	0	2			
03	Jase Townsend	1-2	0-0	0-0	0	1	1	2	1	1	0	0	0	13			
04	Taeley Gatlin	1-1	0-0	0-0	0	0	0	1	2	1	3	0	0	13			
05	Elvin Rodriguez	1-1	0-0	0-0	0	1	1	0	2	0	1	0	0	4			
10	Joseph Lanz	1-1	0-0	0-0	0	1	1	0	2	0	0	0	0	8			
12	Alperen Kurnaz	0-0	0-0	1-2	0	1	1	1	1	0	0	0	0	6			
30	Donoven Carlisle	2-2	2-2	0-0	1	5	6	0	6	1	0	1	0	12			
Team				1		2		3									
Totals		25-51	9-15	2-11	10	23	33	18	61	11	15	4	1	200			
FG % 1st Half:		9-24	33.3%	2nd half:	17-27	63.0%	Game:		25-51	49.0%	Deadball						
3FG % 1st Half:		3-6	50.0%	2nd half:	6-9	66.7%	Game:		9-15	60.0%	Rebounds						
FT % 1st Half:		2-3	66.7%	2nd half:	0-8	0.0%	Game:		2-11	18.2%	4						

Officials: Darryl Smith, Steve Honacki, Doran Gotschal  
Technical fouls: Abilene Christian-None. Denver-None.  
Attendance: 804

Score by periods	1st	2nd	Total
Abilene Christian	30	37	67
Denver	21	40	61

Last FG - ACU 2nd-01:42, DEN 2nd-00:06.  
Largest lead - ACU by 12 2nd-18:54, DEN by 3 1st-12:02.  
ACU led for 31:35, DEN led for 04:18. Game was tied for 04:07.

Score tied - 5 times.  
Lead changed - 6 times.

## GAME 2 • ACU 94, ARKANSAS STATE 73

Friday, Nov. 9, 2018 • Abilene, Texas



Official Basketball Box Score -- Game Totals -- Final Statistics  
Arkansas St. vs Abilene Christian  
11/09/18 7:30 p.m. at Abilene, Texas

### Arkansas St. 73 • 0-1

#	Player	Total			3-Ptr			Rebounds			PF	TP	A	TO	Blk	Stl	Min
		FG-FGA	FG-FGA	FT-FTA	FG-FGA	FG-FGA	FT-FTA	Off	Def	Tot							
00	Cockfield, Ty	9-15	2-5	4-7	1	2	3	1	24	6	2	0	0	38			
03	Breward, Malik	0-2	0-0	0-0	1	0	1	3	0	0	1	0	0	10			
10	Gillard, Grantham	2-6	2-4	0-0	1	5	6	3	6	1	2	0	0	22			
23	Eaton, Marquis	2-8	0-2	4-6	1	1	2	0	8	1	2	0	1	27			
25	Fritz, Shaquillo	0-1	0-0	0-0	1	1	2	3	0	2	0	0	0	11			
01	Wilson, Kobe	1-3	1-2	0-0	1	0	1	0	3	2	1	0	0	14			
02	Boudie, Salif	0-0	0-0	0-0	0	0	0	0	0	0	0	0	0	4			
04	Walley, Tristin	2-7	1-2	3-4	2	1	3	1									

**GAME 5 • ACU 73, PACIFIC 71**  
**Friday, Nov. 23, 2018 • Stockton, California**



Official Basketball Box Score -- Game Totals -- Final Statistics  
**Abilene Christian vs Pacific**  
 11/23/18 5:30 PM at Stockton, CA

**Abilene Christian 73 • 5-0**

#	Player	Total			3-Ptr			Rebounds			PF	TP	A	T	Blk	Stl	Min
		FG-FGA	FG-FGA	FT-FTA	FG-FGA	FG-FGA	FT-FTA	Off	Def	Tot							
01	Lewis, Jaren	9-16	1-1	1-2	1	8	9	3	20	2	1	0	0	0	0	37	
21	Friday, Jalone	10-16	1-6	1-1	1	5	6	4	22	0	1	2	0	0	0	30	
00	Franklin, Jaylen	4-8	0-0	4-8	1	3	4	4	12	3	2	0	0	3	36		
05	Ricks, Payten	2-5	2-4	0-0	0	3	3	4	6	2	2	0	0	0	32		
13	Maxwell, B.J.	1-4	1-3	2-2	1	1	2	5	5	2	1	0	1	0	26		
04	Daniels, Damien	0-4	0-1	0-0	1	0	1	3	0	0	0	0	0	0	10		
11	Cameron, Tobias	0-0	0-0	0-0	0	0	0	0	0	0	0	0	0	0	1		
14	Lenox, Trey	1-1	0-0	0-0	1	0	1	5	2	2	1	0	0	0	14		
15	Farquhar, Hayden	0-0	0-0	0-0	0	0	0	0	0	0	0	0	0	0	2		
32	Pleasant, Joe	1-2	0-0	4-5	0	1	1	0	6	0	1	0	0	0	11		
42	Gayman, Clay	0-0	0-0	0-0	0	0	0	0	0	0	0	0	0	0	1		
	Team				2	2	4								1		
	Totals	28-56	5-15	12-18	8	23	31	28	73	11	10	2	4	200			

FG % 1st Half: 13-25 52.0% 2nd half: 15-31 48.4% Game: 28-56 50.0% Deadball Rebounds 2  
 3FG % 1st Half: 2-8 25.0% 2nd half: 3-7 42.9% Game: 5-15 33.3%  
 FT % 1st Half: 9-12 75.0% 2nd half: 3-6 50.0% Game: 12-18 66.7%

**Pacific 71 • 4-3**

#	Player	Total			3-Ptr			Rebounds			PF	TP	A	T	Blk	Stl	Min
		FG-FGA	FG-FGA	FT-FTA	FG-FGA	FG-FGA	FT-FTA	Off	Def	Tot							
00	Tripp, Jahill	6-9	0-0	4-7	0	4	4	4	16	2	2	1	2	33			
05	Townes, Anthony	3-7	0-0	4-4	2	4	6	2	10	0	1	0	1	31			
13	Bailey, Jeremiah	1-4	0-3	0-0	2	5	7	3	2	0	1	1	2	25			
04	Gallinat, Roberto	3-4	1-1	14-15	1	3	4	2	21	0	1	0	0	32			
22	Price Noel, Jahbril	0-4	0-2	0-0	0	2	2	2	0	2	1	0	0	11			
01	Dorsey, Lafayette	3-10	1-4	6-6	1	2	3	2	13	0	0	1	0	27			
10	McGhee, Brandon	2-2	1-1	0-0	1	0	1	1	5	0	0	0	0	9			
11	Kabellis, Khy	1-4	0-2	0-5	0	1	1	0	2	1	1	0	0	17			
25	Small, Kendall	0-0	0-0	0-0	0	0	0	1	0	0	2	0	1	7			
35	Cameron, Zach	1-2	0-0	0-0	1	0	1	2	2	0	0	0	0	8			
	Team				1	3	4							0			
	Totals	20-46	3-13	28-37	9	24	33	19	71	5	9	3	6	200			

FG % 1st Half: 11-26 42.3% 2nd half: 9-20 45.0% Game: 20-46 43.5% Deadball Rebounds 3  
 3FG % 1st Half: 2-8 25.0% 2nd half: 1-5 20.0% Game: 3-13 23.1%  
 FT % 1st Half: 3-7 42.9% 2nd half: 25-30 83.3% Game: 28-37 75.7%

Officials: David Hall, Sam Haddad, Martin Cichocki  
 Technical fouls: Abilene Christian-None. Pacific-None.  
 Attendance: 602

Score by periods	1st	2nd	Total
Abilene Christian	37	36	73
Pacific	27	44	71

Last FG - ACU 2nd-00:01, PAC 2nd-01:59.  
 Largest lead - ACU by 11 2nd-04:55, PAC by 6 1st-11:25.  
 ACU led for 28:23. PAC led for 08:00. Game was tied for 03:37.

Score tied - 9 times.  
 Lead changed - 6 times.

**GAME 6 • ACU 60, CALIFORNIA-RIVERSIDE 48**  
**Saturday, Nov. 24, 2018 • Stockton, California**



Official Basketball Box Score -- Game Totals -- Final Statistics  
**Abilene Christian vs Pacific**  
 11/23/18 5:30 PM at Stockton, CA

**Abilene Christian 73 • 5-0**

#	Player	Total			3-Ptr			Rebounds			PF	TP	A	T	Blk	Stl	Min
		FG-FGA	FG-FGA	FT-FTA	FG-FGA	FG-FGA	FT-FTA	Off	Def	Tot							
01	Lewis, Jaren	9-16	1-1	1-2	1	8	9	3	20	2	1	0	0	0	0	37	
21	Friday, Jalone	10-16	1-6	1-1	1	5	6	4	22	0	1	2	0	0	0	30	
00	Franklin, Jaylen	4-8	0-0	4-8	1	3	4	4	12	3	2	0	0	3	36		
05	Ricks, Payten	2-5	2-4	0-0	0	3	3	4	6	2	2	0	0	0	32		
13	Maxwell, B.J.	1-4	1-3	2-2	1	1	2	5	5	2	1	0	1	0	26		
04	Daniels, Damien	0-4	0-1	0-0	1	0	1	3	0	0	0	0	0	0	10		
11	Cameron, Tobias	0-0	0-0	0-0	0	0	0	0	0	0	0	0	0	0	1		
14	Lenox, Trey	1-1	0-0	0-0	1	0	1	5	2	2	1	0	0	0	14		
15	Farquhar, Hayden	0-0	0-0	0-0	0	0	0	0	0	0	0	0	0	0	2		
32	Pleasant, Joe	1-2	0-0	4-5	0	1	1	0	6	0	1	0	0	0	11		
42	Gayman, Clay	0-0	0-0	0-0	0	0	0	0	0	0	0	0	0	0	1		
	Team				2	2	4								1		
	Totals	28-56	5-15	12-18	8	23	31	28	73	11	10	2	4	200			

FG % 1st Half: 13-25 52.0% 2nd half: 15-31 48.4% Game: 28-56 50.0% Deadball Rebounds 2  
 3FG % 1st Half: 2-8 25.0% 2nd half: 3-7 42.9% Game: 5-15 33.3%  
 FT % 1st Half: 9-12 75.0% 2nd half: 3-6 50.0% Game: 12-18 66.7%

**Pacific 71 • 4-3**

#	Player	Total			3-Ptr			Rebounds			PF	TP	A	T	Blk	Stl	Min
		FG-FGA	FG-FGA	FT-FTA	FG-FGA	FG-FGA	FT-FTA	Off	Def	Tot							
00	Tripp, Jahill	6-9	0-0	4-7	0	4	4	4	16	2	2	1	2	33			
05	Townes, Anthony	3-7	0-0	4-4	2	4	6	2	10	0	1	0	1	31			
13	Bailey, Jeremiah	1-4	0-3	0-0	2	5	7	3	2	0	1	1	2	25			
04	Gallinat, Roberto	3-4	1-1	14-15	1	3	4	2	21	0	1	0	0	32			
22	Price Noel, Jahbril	0-4	0-2	0-0	0	2	2	2	0	2	1	0	0	11			
01	Dorsey, Lafayette	3-10	1-4	6-6	1	2	3	2	13	0	0	1	0	27			
10	McGhee, Brandon	2-2	1-1	0-0	1	0	1	1	5	0	0	0	0	9			
11	Kabellis, Khy	1-4	0-2	0-5	0	1	1	0	2	1	1	0	0	17			
25	Small, Kendall	0-0	0-0	0-0	0	0	0	1	0	0	2	0	1	7			
35	Cameron, Zach	1-2	0-0	0-0	1	0	1	2	2	0	0	0	0	8			
	Team				1	3	4							0			
	Totals	20-46	3-13	28-37	9	24	33	19	71	5	9	3	6	200			

FG % 1st Half: 11-26 42.3% 2nd half: 9-20 45.0% Game: 20-46 43.5% Deadball Rebounds 3  
 3FG % 1st Half: 2-8 25.0% 2nd half: 1-5 20.0% Game: 3-13 23.1%  
 FT % 1st Half: 3-7 42.9% 2nd half: 25-30 83.3% Game: 28-37 75.7%

Officials: David Hall, Sam Haddad, Martin Cichocki  
 Technical fouls: Abilene Christian-None. Pacific-None.  
 Attendance: 602

Score by periods	1st	2nd	Total
Abilene Christian	37	36	73
Pacific	27	44	71

Last FG - ACU 2nd-00:01, PAC 2nd-01:59.  
 Largest lead - ACU by 11 2nd-04:55, PAC by 6 1st-11:25.  
 ACU led for 28:23. PAC led for 08:00. Game was tied for 03:37.

Score tied - 9 times.  
 Lead changed - 6 times.

**GAME 7 • ACU 90, HOWARD PAYNE 53**  
**Tuesday, Dec. 27, 2018 • Abilene, Texas**



Official Basketball Box Score -- Game Totals -- Final Statistics  
**Howard Payne vs Abilene Christian**  
 11/27/18 6 p.m. at Abilene, Texas (Moody Coliseum)

**Howard Payne 53 • 0-6**

#	Player	Total			3-Ptr			Rebounds			PF	TP	A	T	Blk	Stl	Min
		FG-FGA	FG-FGA	FT-FTA	FG-FGA	FG-FGA	FT-FTA	Off	Def	Tot							
05	Shadd Cole	2-5	0-0	2-5	2	3	5	0	6	1	7	0	1	22			
13	Jawvis Jones	0-1	0-0	0-0	0	0	0	0	13	2	2	0	4	15			
15	Talen Davis	0-1	0-0	1-2	0	0	0	4	1	2	3	0	1	16			
21	Timothy Aguiero	2-3	0-0	2-2	0	2	2	1	6	3	4	0	2	24			
55	Thomas Bingham	2-3	0-0	1-2	2	2	4	2	5	1	1	0	1	20			
00	Cole Bene'	2-3	0-0	0-0	0	1	1	0	4	0	1	0	0	19			
01	Adrian Palacios	1-3	1-3	0-0	0	1	1	0	3	1	1	0	1	7			
02	Evan Adkins	1-1	1-1	2-2	0	0	0	1	5	0	2	0	1	10			
03	Elijah House	0-2	0-0	0-0	0	0	0	0	0	0	0	0	0	4			
04	Elijah Pruitt	0-0	0-0	0-0	0	0	0	0	5	0	2	0	0	5			
10	Alex Mata	2-3	1-2	0-1	0	0	0	0	5	0	1	0	0	11			
11	Colton Otis	0-3	0-1	0-0	0	3	3	2	0	0	3	1	0	11			
20	Joshua Taylor	2-5	0-1	0-0	2	2	4	2	4	0	2	0	0	14			
23	Mason Green	0-2	0-0	1-2	0	1	1	0	1	0	1	0	1	8			
25	Kyle Kildare	0-0	0-0	0-0	0	1	1	0	0	0	0	0	0	5			
	Team				2	2	2							0			
	Totals	19-42	6-14	9-16	6	16	22	13	53	10	28	1	8	200			

FG % 1st Half: 9-20 45.0% 2nd half: 10-22 45.5% Game: 19-42 45.2% Deadball Rebounds 4  
 3FG % 1st Half: 2-7 28.6% 2nd half: 4-7 57.1% Game: 6-14 42.9%  
 FT % 1st Half: 5-8 62.5% 2nd half: 4-8 50.0% Game: 9-16

**GAME 9 • ACU 83, CAMPBELL 68**  
**Tuesday, Dec. 4, 2018 • Abilene, Texas**



Official Basketball Box Score -- Game Totals -- Final Statistics  
**CAMPBELL vs Abilene Christian**  
 12/04/18 7 p.m. at Abilene, Texas (Moody Coliseum)

**CAMPBELL 68 • 4-4**

#	Player	Total		3-Ptr		Rebounds			PF	TP	A	T	Blk	Stl	Min
		FG	FGA	FG	FGA	FT	FTA	Off							
00	SPENCER, Trey	1-4	0-2	0-0	0	1	1	1	2	0	3	0	0	0	23
03	CLEMONS, Chris	7-12	2-7	10-11	1	5	6	3	26	3	5	0	0	1	37
22	GENSLER, Cory	2-6	0-2	1-2	2	1	3	1	5	0	0	0	1	31	
24	CHATMAN, Isaac	1-4	0-0	2-2	1	5	6	3	4	0	2	0	1	29	
25	EUDY, Andrew	5-9	1-2	1-2	0	3	3	4	12	0	4	2	0	28	
02	NELSON, Ja'Cor	4-7	0-1	4-6	1	2	3	3	12	1	4	0	2	23	
11	WHITFIELD, Jordan	0-1	0-0	1-2	1	2	3	2	1	1	1	0	0	14	
21	CLUXTON, Brooks	2-2	0-0	2-3	3	2	5	2	6	1	3	0	0	15	
Team					0	0	0								
Totals		22-45	3-14	21-28	9	21	30	19	68	6	22	2	4	200	

FG % 1st Half: 11-21 52.4% 2nd half: 11-24 45.8% Game: 22-45 48.9%  
 3FG % 1st Half: 2-5 40.0% 2nd half: 1-8 11.1% Game: 3-14 21.4%  
 FT % 1st Half: 4-5 80.0% 2nd half: 17-23 73.9% Game: 21-28 75.0%

**Abilene Christian 83 • 8-1**

#	Player	Total		3-Ptr		Rebounds			PF	TP	A	T	Blk	Stl	Min
		FG	FGA	FG	FGA	FT	FTA	Off							
00	Franklin, Jaylen	2-3	0-0	5-6	1	0	1	5	9	3	1	0	0	17	
01	Lewis, Jaren	5-9	0-1	1-1	0	2	2	0	11	2	2	0	1	31	
05	Ricks, Payten	5-9	4-6	4-4	0	5	5	4	18	2	1	0	7	37	
14	Lenox, Trey	2-4	1-1	6-6	0	4	4	4	11	3	1	0	2	31	
21	Friday, Jalone	7-11	2-3	3-4	1	2	3	3	19	0	2	0	1	23	
04	Daniels, Damien	1-3	0-1	0-1	0	0	0	3	2	0	0	0	0	26	
11	Cameron, Tobias	0-1	0-1	0-0	1	0	1	0	0	0	0	0	0	4	
15	Farquhar, Hayden	2-4	0-1	2-2	0	2	2	1	6	1	1	0	2	12	
32	Pleasant, Joe	3-4	0-0	1-2	0	0	0	2	7	0	2	0	1	16	
34	Kohl, Kolton	0-0	0-0	0-0	0	0	0	1	0	0	0	0	0	2	
42	Gayman, Clay	0-0	0-0	0-0	0	0	0	0	0	0	0	0	0	1	
Team					1	2	3								
Totals		27-48	7-14	22-26	4	17	21	23	83	11	9	0	14	200	

FG % 1st Half: 13-25 52.0% 2nd half: 14-23 60.9% Game: 27-48 56.3%  
 3FG % 1st Half: 1-6 16.7% 2nd half: 6-8 75.0% Game: 7-14 50.0%  
 FT % 1st Half: 9-11 81.8% 2nd half: 13-15 86.7% Game: 22-26 84.6%

Officials: Ross Cullins Jr., Robert Felder, Raymond Tate  
 Technical fouls: CAMPBELL-None. Abilene Christian-None.  
 Attendance: 1048

Score by periods	1st	2nd	Total
CAMPBELL	28	40	68
Abilene Christian	36	47	83

Points	In	Off	2nd	Fast	Bench
CAMPBELL	Paint	T/O	Chance	Break	
ACU	30	10	13	6	19
Abilene Christian	34	24	6	6	15

Score tied - 7 times.  
 Lead changed - 3 times.

Start FG - CAMPBELL 2nd-00:56, ACU 2nd-02:07.  
 Largest lead - CAMPBELL by 3 1st-12:20, ACU by 19 2nd-08:25.  
 CAMPBELL led for 03:27, ACU led for 32:31. Game was tied for 04:02.

**GAME 11 • #11 TEXAS TECH 82, ACU 48**  
**Saturday, Dec. 15, 2018 • Lubbock, Texas**



Official Basketball Box Score -- Game Totals -- Final Statistics  
**Abilene Christian vs Texas Tech**  
 12/15/18 6 p.m. at Lubbock, Tx (Lubbock Municipal Coliseum)

**Abilene Christian 48 • 9-2**

#	Player	Total		3-Ptr		Rebounds			PF	TP	A	T	Blk	Stl	Min
		FG	FGA	FG	FGA	FT	FTA	Off							
00	Franklin, Jaylen	3-7	1-1	1-3	0	0	0	3	8	2	4	0	0	35	
01	Lewis, Jaren	4-11	0-0	1-1	2	2	4	2	9	4	0	1	1	31	
05	Ricks, Payten	0-7	0-5	4-4	0	2	2	3	4	1	1	0	2	31	
14	Lenox, Trey	3-4	2-2	0-0	0	1	1	1	8	0	0	0	0	24	
21	Friday, Jalone	4-10	2-4	2-5	1	6	7	5	12	1	1	1	1	20	
04	Daniels, Damien	0-2	0-2	0-0	1	0	1	1	0	1	0	0	0	12	
11	Cameron, Tobias	0-1	0-0	2-2	1	1	2	0	2	0	0	0	0	2	
13	Maxwell, B.J.	0-2	0-1	0-0	1	2	3	0	0	0	0	0	0	2	
15	Farquhar, Hayden	0-5	0-5	0-1	0	0	0	3	0	0	0	0	0	9	
22	Cobb, Chase	0-1	0-1	1-2	0	1	1	0	1	0	0	0	0	1	
32	Pleasant, Joe	0-1	0-0	0-0	0	1	1	0	0	1	1	0	0	14	
33	Hiepler, Paul	1-1	0-0	0-0	1	1	2	0	2	0	0	0	0	1	
34	Kohl, Kolton	0-0	0-0	1-2	1	0	1	3	1	0	0	0	0	2	
42	Gayman, Clay	0-1	0-0	1-2	0	0	0	0	1	0	0	0	0	8	
Team					1	0	1								
Totals		15-53	5-21	13-22	9	17	26	25	48	9	8	3	4	200	

FG % 1st Half: 10-27 37.0% 2nd half: 5-26 19.2% Game: 15-53 28.3%  
 3FG % 1st Half: 4-13 30.8% 2nd half: 1-8 12.5% Game: 5-21 23.8%  
 FT % 1st Half: 2-4 50.0% 2nd half: 11-18 61.1% Game: 13-22 59.1%

**Texas Tech 82 • 10-0**

#	Player	Total		3-Ptr		Rebounds			PF	TP	A	T	Blk	Stl	Min
		FG	FGA	FG	FGA	FT	FTA	Off							
11	Owens, Tariq	2-2	1-1	2-2	1	4	5	3	7	1	2	1	0	23	
13	Mooney, Matt	6-10	1-3	1-2	0	3	3	3	14	1	5	0	3	29	
23	Culver, Jarrett	12-13	2-3	4-5	1	6	7	1	30	4	1	0	0	27	
25	Morelli, Davide	2-4	1-3	2-2	0	1	2	2	7	2	0	0	0	26	
32	Odiase, Norense	1-1	0-0	2-2	0	3	3	2	4	1	0	0	1	19	
00	Edwards, Kyle	4-7	2-3	0-0	0	5	3	10	2	1	0	0	1	19	
01	Francis, Brandone	0-7	0-4	2-2	1	2	3	1	2	1	0	0	0	20	
03	Corprew, Deshawn	2-6	0-3	0-0	1	7	8	1	4	2	1	0	0	17	
10	Onidgo, Malik	1-2	0-1	0-0	0	0	0	2	2	0	0	1	0	6	
20	Hicks, Parker	0-1	0-1	0-0	0	0	0	1	0	0	0	0	0	3	
24	Benson, Avery	0-1	0-0	0-2	0	0	0	1	0	0	0	0	0	3	
30	Sorrells, Andrew	0-0	0-0	0-0	0	0	0	1	0	0	0	0	0	5	
35	Mbalia, Josh	0-0	0-0	2-4	1	0	1	0	2	0	0	0	0	3	
Team					2	2	2								
Totals		30-54	7-22	15-21	7	31	38	21	82	14	10	2	5	200	

FG % 1st Half: 14-27 51.9% 2nd half: 16-27 59.3% Game: 30-54 55.6%  
 3FG % 1st Half: 2-11 18.2% 2nd half: 5-11 45.5% Game: 7-22 31.8%  
 FT % 1st Half: 11-13 84.6% 2nd half: 4-8 50.0% Game: 15-21 71.4%

Officials: Paul Janssen, Rodrick Dixon, Jon Stigliano  
 Technical fouls: Abilene Christian-None. Texas Tech-None.  
 Attendance: 7169

Score by periods	1st	2nd	Total
Abilene Christian	26	22	48
Texas Tech	41	41	82

Points	In	Off	2nd	Fast	Bench
ACU	Paint	T/O	Chance	Break	
ACU	12	11	8	6	20
Texas Tech	36	10	8	6	20

Score tied - 1 time.  
 Lead changed - 1 time.

Start FG - ACU 2nd-01:10, TTU 2nd-03:35.  
 Largest lead - ACU by 3 1st-19:21, TTU by 39 2nd-02:17.  
 ACU led for 02:35, TTU led for 36:14. Game was tied for 01:05.

**GAME 10 • ACU 93, SCHREINER 53**  
**Saturday, Dec. 8, 2018 • Abilene, Texas**



Official Basketball Box Score -- Game Totals -- Final Statistics  
**Schreiner vs Abilene Christian**  
 12/08/18 10:30 a.m. at Abilene, Texas (Moody Coliseum)

**Schreiner 53 • 2-6**

#	Player	Total		3-Ptr		Rebounds			PF	TP	A	T	Blk	Stl	Min
		FG	FGA	FG	FGA	FT	FTA	Off							
03	Josh Bashford	2-7	0-2	1-2	0	1	2	3	0	5	0	1	0	2	19
04	TJ Disteana	3-4	1-1	0-0	0	1	1	0	7	0	0	0	0	12	
11	Ellis Jones	4-8	1-3	0-0	2	1	3	1	9	2	4	0	2	24	
14	Paul Wells	2-3	0-2	2-2	2	2	4	5	6	0	2	1	0	15	
32	Matthew Rindahl	2-6	0-2	0-1	1	3	4	1	4	1	2	0	0	27	
00	Blake Kindred	1-4	0-0	1-1	1	0	1	5	3	1	2	0	0	9	
01	Josiah Lanier	0-2	0-1	2-2	0	1	1	3	2	0	2	0	0	14	
05	Alex Dehoyos	2-3	2-3	2-2	0	1	1	1	8	0	1	0	0	11	
12	Gabriel Reichert-Blu	0-0	0-0	0-0	0	0	0	0	0	0	0	0	0	3	
13	Dillon Constantino	0-0	0-0	0-0	0	0	0	0	0	0	0	0	0	2	
21	Cameron Davis	1-3	0-1	0-0	1	0	1	0	2	1	0	0	0	17	
22	Josh Berry	0-1	0-0	0-0	0	0	0	0	2	0	0	0			



**GAME 13 - ACU 88, McMURRY 40**  
**Saturday, Dec. 29, 2018 - Abilene, Texas**



Official Basketball Box Score -- Game Totals -- Final Statistics  
 McMurry vs Abilene Christian  
 12/29/18 1 p.m. at Abilene, Texas (Moody Coliseum)

**McMurry 40 • 4-8**

#	Player	Total		3-Ptr		Rebounds			PF	TP	A	T	Bk	Stl	Min
		FG-FGA	FG-FGA	FT-FTA	Off	Def	Tot								
23	Jackson, Jordan	f	3-7	0-2	0-0	0	3	3	1	6	0	4	0	1	25
04	Taylor, Colin	g	1-6	0-3	0-0	1	1	2	3	2	0	4	0	1	20
12	Butler, Khalil	g	0-4	0-4	0-0	1	5	6	2	0	0	2	1	1	27
13	Carter, Zacc	g	4-11	2-2	5-6	2	2	4	1	15	0	5	0	4	25
14	Ramirez, Trevin	g	1-7	0-2	0-0	0	0	0	2	2	2	3	0	1	22
01	Johnson, Elijah	g	2-7	0-3	0-0	1	1	2	0	4	0	0	0	0	13
03	Berry Jr., Dedrick	g	1-4	1-2	0-0	0	0	0	1	3	2	1	1	0	18
10	Sherman, Jordan	g	2-4	2-4	0-0	0	1	1	0	6	0	0	0	0	11
20	Bullock, Brandon	g	0-1	0-0	0-0	1	2	3	2	0	0	1	0	1	18
21	Stepler, Jayson	g	1-2	0-0	0-0	1	1	2	4	2	0	0	1	0	10
25	Moreno, Isaac	g	0-2	0-1	0-0	0	2	2	0	0	0	2	0	1	11
Team						1	1	2							
Totals			15-55	7-23	5-6	8	19	27	16	40	4	22	3	10	200

FG % 1st Half:	8-27	29.6%	2nd half:	7-28	25.0%	Game:	15-55	27.3%	Deadball	
3FG % 1st Half:	2-14	14.3%	2nd half:	3-9	33.3%	Game:	5-23	21.7%	Rebounds	0
FT % 1st Half:	2-2	100.0%	2nd half:	3-4	75.0%	Game:	5-6	83.3%		

**Abilene Christian 88 • 11-2**

#	Player	Total		3-Ptr		Rebounds			PF	TP	A	T	Bk	Stl	Min
		FG-FGA	FG-FGA	FT-FTA	Off	Def	Tot								
01	Lewis, Jaren	f	4-6	0-0	0-1	2	4	6	0	8	2	1	0	1	15
21	Friday, Jalone	c	5-11	0-3	2-2	3	5	8	1	12	2	1	0	1	15
00	Franklin, Jaylen	g	3-6	1-1	2-2	1	2	3	2	9	2	3	0	4	22
05	Ricks, Payten	g	2-7	1-6	0-0	0	0	0	1	5	0	2	0	2	17
14	Lenox, Trey	g	0-0	0-0	0-0	0	0	0	1	0	3	2	0	2	15
04	Daniels, Damien	g	2-4	2-4	0-0	0	2	2	1	6	3	1	0	1	14
11	Cameron, Tobias	g	2-4	1-3	0-0	1	3	4	0	5	1	2	0	1	12
13	Maxwell, B.J.	g	3-7	0-3	0-0	4	5	9	0	6	3	1	0	0	17
15	Farquhar, Hayden	g	5-10	1-2	0-0	6	2	8	0	11	1	1	0	0	13
22	Cobb, Chase	g	1-1	1-1	0-0	1	0	1	0	3	0	0	0	1	10
32	Pleasant, Joe	g	6-10	0-0	5-7	3	5	8	0	17	2	0	0	1	24
33	Hiepler, Paul	g	0-2	0-1	0-0	0	0	0	0	1	0	1	0	0	7
34	Kohl, Kolton	g	0-3	0-0	0-0	0	1	1	0	0	1	0	0	0	7
42	Gayman, Clay	g	2-3	1-1	1-4	1	2	3	2	6	1	0	0	0	12
Team						1	2	3							
Totals			35-74	8-25	10-16	23	33	56	9	88	22	14	3	14	200

FG % 1st Half:	16-35	45.7%	2nd half:	19-39	48.7%	Game:	35-74	47.3%	Deadball	
3FG % 1st Half:	4-13	30.8%	2nd half:	4-12	33.3%	Game:	8-25	32.0%	Rebounds	3
FT % 1st Half:	2-2	100.0%	2nd half:	8-14	57.1%	Game:	10-16	62.5%		

Officials: Kerry Sitton, Brent Simmons, Jablin Williams  
 Technical fouls: McMurry-None, Abilene Christian-None.  
 Attendance: 685

Score by periods	1st	2nd	Total
McMurry	20	20	40
Abilene Christian	38	50	88

Last FG - McMurry 2nd-00:48, ACU 2nd-00:26.  
 Largest lead - McMurry None, ACU by 52 2nd-02:09.  
 McMurry led for 00:00, ACU led for 39:38. Game was tied for 00:22.

Score tied - 0 times.  
 Lead changed - 0 times.

**GAME 14 • ACU 68, NEW ORLEANS 58**  
**Wednesday, Jan. 2, 2019 - Abilene, Texas**



Official Basketball Box Score -- Game Totals -- Final Statistics  
 New Orleans vs Abilene Christian  
 01/02/19 5:30 p.m. at Abilene, Texas (Moody Coliseum)

**New Orleans 58 • 5-7, 0-1**

#	Player	Total		3-Ptr		Rebounds			PF	TP	A	T	Bk	Stl	Min
		FG-FGA	FG-FGA	FT-FTA	Off	Def	Tot								
10	Gates, Gerrale	f	1-5	0-0	0-0	1	1	2	4	4	1	4	0	1	35
55	Plaisance, Scott	f	7-14	0-2	4-5	2	5	7	4	18	1	1	1	1	23
01	Rosser, Damion	g	2-5	0-0	2-5	3	5	8	2	6	2	7	0	0	38
04	Robinson, Bryson	g	1-4	0-2	1-1	0	1	1	3	3	1	0	0	1	13
33	Charles, Ezekiel	g	5-10	0-4	4-4	1	5	6	3	14	0	2	0	5	38
03	Green, Troy	g	2-7	0-0	1-4	0	1	1	3	5	4	2	0	0	27
11	Myers, Jahmel	g	1-2	0-0	1-2	0	0	0	0	3	0	2	0	0	12
12	Haynes, Amari	g	2-4	0-0	1-2	2	0	2	1	5	0	1	0	0	14
Team						3	3	6							
Totals			21-51	0-8	16-27	12	21	33	20	58	9	19	1	8	200

FG % 1st Half:	12-27	44.4%	2nd half:	9-24	37.5%	Game:	21-51	41.2%	Deadball	
3FG % 1st Half:	0-5	0.0%	2nd half:	0-3	0.0%	Game:	0-8	0.0%	Rebounds	6
FT % 1st Half:	9-16	56.3%	2nd half:	7-11	63.6%	Game:	16-27	59.3%		

**Abilene Christian 68 • 12-2, 1-0**

#	Player	Total		3-Ptr		Rebounds			PF	TP	A	T	Bk	Stl	Min
		FG-FGA	FG-FGA	FT-FTA	Off	Def	Tot								
01	Lewis, Jaren	f	0-6	0-0	4-4	5	4	9	1	4	3	3	2	4	38
21	Friday, Jalone	c	6-11	0-2	1-1	2	3	5	4	13	0	0	1	0	23
00	Franklin, Jaylen	g	5-9	0-0	0-0	0	8	8	5	10	4	3	0	1	27
05	Ricks, Payten	g	5-9	3-5	1-2	0	5	5	1	14	3	6	0	2	34
14	Lenox, Trey	g	0-2	0-1	2-2	0	1	1	1	2	2	0	0	0	25
04	Daniels, Damien	g	2-3	1-1	0-0	0	0	0	0	5	0	0	0	0	7
11	Cameron, Tobias	g	0-1	0-1	0-0	0	0	0	0	0	0	1	0	0	4
13	Maxwell, B.J.	g	4-9	3-6	2-2	2	2	4	3	13	2	1	2	2	21
15	Farquhar, Hayden	g	1-1	0-0	1-2	0	0	0	4	3	0	0	0	2	12
32	Pleasant, Joe	g	0-1	0-0	0-0	0	0	0	0	1	0	0	0	0	6
34	Kohl, Kolton	g	0-0	0-0	0-1	0	0	0	0	0	0	0	0	0	1
42	Gayman, Clay	g	1-1	1-1	1-2	0	0	0	0	4	0	0	0	0	2
Team						0	0	0							
Totals			24-53	8-17	12-16	9	23	32	20	68	12	18	4	11	200

FG % 1st Half:	10-29	34.5%	2nd half:	14-24	58.3%	Game:	24-53	45.3%	Deadball	
3FG % 1st Half:	2-8	25.0%	2nd half:	6-9	66.7%	Game:	8-17	47.1%	Rebounds	3
FT % 1st Half:	4-6	66.7%	2nd half:	8-10	80.0%	Game:	12-16	75.0%		

Officials: Marques Pettigrew, Jon Stigliano, Nomi Kidwai  
 Technical fouls: New Orleans-Robinson, Bryson, Abilene Christian-None.  
 Attendance: 525

Score by periods	1st	2nd	Total
New Orleans	33	25	58
Abilene Christian	26	42	68

Last FG - UNOM 2nd-02:54, ACU 2nd-00:25.  
 Largest lead - UNOM by 14 1st-13:12, ACU by 12 2nd-00:25.  
 UNOM led for 28:31, ACU led for 09:38. Game was tied for 01:53.

Score tied - 1 time.  
 Lead changed - 1 time.

**GAME 15 • SAM HOUSTON STATE 71, ACU 68**  
**Saturday, Jan. 5, 2019 - Huntsville, Texas**



Official Basketball Box Score -- Game Totals -- Final Statistics  
 Abilene Christian vs Sam Houston State  
 1/5/19 5:30 p.m. at Huntsville, Texas - Johnson Coliseum

**Abilene Christian 68 • 12-3, 1-1 SLC**

#	Player	Total		3-Ptr		Rebounds			PF	TP	A	T	Bk	Stl	Min
		FG-FGA	FG-FGA	FT-FTA	Off	Def	Tot								
01	Lewis, Jaren	f	2-6	0-0	4-4	3	4	7	4	8	3	4	1	1	36
15	Farquhar, Hayden	g	2-6	1-2	2-2	2	1	3	1	7	0	2	0	1	16
00	Franklin, Jaylen	g	3-9	0-0	5-7	1	3	4	3	11	7	6	1	1	37
05	Ricks, Payten	g	5-8	5-6	3-3	0	4	4	1	18	2	1	0	1	34
14	Lenox, Trey	g	1-2	1-1	0-0	0	1	1	3	1	1	0	0	3	17
04	Daniels, Damien	g	1-3	0-0	0-0	0	1	1	2	2	1	1	0	0	7
11	Cameron, Tobias	g	0-0	0-0	0-0	0	0	0	0	0	0	0	0	0	1
13	Maxwell, B.J.	g	4-7	3-5	0-0	2	1	3	2	11	0	0	0	2	24
32	Pleasant, Joe	g	4-7	0-0	0-1	3	4	7	3	8	0	3	0	2	

## GAME 17 • ACU 75, SOUTHEASTERN LOUISIANA 72

Saturday, Jan. 12, 2019 • Hammond, Louisiana



Official Basketball Box Score -- Game Totals -- Final Statistics  
Abilene Christian vs Southeastern  
01/12/19 4 p.m. at Hammond, La. -- University Center

### Abilene Christian 75 • 14-3, 3-1 SLC

#	Player	Total		3-Ptr		Rebounds			PF	TP	A	T	Blk	Stl	Min
		FG-FGA	FG-FGA	FT-FTA	Off	Def	Total								
01	Lewis, Jaren	f	3-11	0-0	2-2	2	4	6	4	8	4	1	3	2	38
32	Pleasant, Joe	f	4-9	0-0	3-3	2	1	3	5	11	0	2	0	0	18
00	Franklin, Jaylen	g	2-6	0-0	0-2	0	2	2	5	4	2	2	0	3	24
05	Ricks, Payten	g	7-8	4-4	4-6	0	2	2	2	22	0	1	0	1	36
13	Maxwell, B.J.	g	4-11	1-6	4-4	2	5	7	2	13	3	0	0	0	35
04	Daniels, Damien	g	5-5	0-0	0-0	0	0	0	4	10	1	0	0	0	20
14	Lenox, Trey	g	1-1	1-1	0-0	0	0	0	0	3	0	0	0	0	4
15	Farquhar, Hayden	g	1-4	0-2	0-0	2	3	5	4	2	0	2	0	0	21
34	Kohl, Kolton	g	0-1	0-0	2-3	0	0	0	0	2	0	0	0	0	4
	Team					0	3	3							
	<b>Totals</b>		<b>27-56</b>	<b>6-13</b>	<b>15-20</b>	<b>8</b>	<b>20</b>	<b>28</b>	<b>26</b>	<b>75</b>	<b>10</b>	<b>8</b>	<b>3</b>	<b>7</b>	<b>200</b>

FG % 1st Half: 11-27 40.7% 2nd half: 16-29 55.2% Game: 27-56 48.2%  
3FG % 1st Half: 4-8 50.0% 2nd half: 2-5 40.0% Game: 6-13 46.2%  
FT % 1st Half: 8-11 72.7% 2nd half: 7-9 77.8% Game: 15-20 75.0%

Deadball Rebounds: 2

### Southeastern 72 • 4-12, 0-3 SLC

#	Player	Total		3-Ptr		Rebounds			PF	TP	A	T	Blk	Stl	Min
		FG-FGA	FG-FGA	FT-FTA	Off	Def	Total								
13	Greenwood, Moses	f	5-12	0-0	5-5	3	8	11	4	15	1	2	3	2	34
20	Gonzalez, Brandon	f	2-4	1-2	2-2	1	5	6	0	7	0	0	0	0	28
00	Veal, Marlain	g	2-12	0-3	15-16	0	2	2	3	19	2	3	0	0	37
10	Julien, Von	g	3-4	0-0	2-2	0	2	2	1	8	2	3	0	0	37
24	Charleston, Keith	g	4-9	1-1	5-6	2	5	7	3	14	0	3	2	0	37
01	Saunders, Jeremiah	g	0-1	0-1	0-0	0	0	0	0	1	0	0	0	0	6
02	Diop, Pape	g	2-3	1-1	0-0	2	2	2	2	5	0	0	0	0	9
03	Edwards, Parker	g	0-0	0-0	0-0	0	0	0	0	0	0	0	0	0	0+
04	West, D'Angelo	g	0-0	0-0	0-0	0	0	0	0	0	0	0	0	0	0+
05	Brown, Kajon	g	0-1	0-0	2-2	0	0	0	0	1	2	2	0	0	12
25	Brewer, Ty	g	1-4	0-0	0-0	2	1	3	2	2	0	2	0	0	10
	Team					1	1	2							
	<b>Totals</b>		<b>19-50</b>	<b>3-8</b>	<b>31-33</b>	<b>11</b>	<b>24</b>	<b>35</b>	<b>17</b>	<b>72</b>	<b>7</b>	<b>13</b>	<b>5</b>	<b>3</b>	<b>200</b>

FG % 1st Half: 10-27 37.0% 2nd half: 9-23 39.1% Game: 19-50 38.0%  
3FG % 1st Half: 2-5 40.0% 2nd half: 1-3 33.3% Game: 3-8 37.5%  
FT % 1st Half: 13-13 100.0% 2nd half: 18-20 90.0% Game: 31-33 93.9%

Deadball Rebounds: 2

Officials: Danny Chance, Adrian Judie, Christian Watson  
Technical fouls: Abilene Christian-None, Southeastern-None.  
Attendance: 563

Score by periods	1st	2nd	Total
Abilene Christian	34	41	75
Southeastern	35	37	72

Points: ACU 75, SLU 72  
In Paint: ACU 20, SLU 16  
Off T/O: ACU 14, SLU 11  
2nd Chance: ACU 12, SLU 9  
Fast Break: ACU 0, SLU 0  
Bench: ACU 17, SLU 9

Score tied - 15 times.  
Lead changed - 20 times.

Score tied - 15 times.  
Lead changed - 20 times.

## GAME 19 • ACU 78, NORTHWESTERN STATE 69

Saturday, Jan. 19, 2019 • Abilene, Texas



Official Basketball Box Score -- Game Totals -- Final Statistics  
Northwestern St. vs Abilene Christian  
01/19/19 6 p.m. at Abilene, Texas (Moody Coliseum)

### Northwestern St. 69 • 7-11 (2-3 SLC)

#	Player	Total		3-Ptr		Rebounds			PF	TP	A	T	Blk	Stl	Min
		FG-FGA	FG-FGA	FT-FTA	Off	Def	Total								
20	Lane, Ishmael	f	3-8	0-1	6-8	3	8	11	1	12	1	1	3	1	25
35	Williams, Dalin	f	1-1	0-0	0-0	0	0	0	1	2	1	3	0	0	10
00	Jones, C.J.	g	0-1	0-0	0-0	0	2	2	1	0	0	0	0	0	15
01	Reed, LaTerrance	g	3-12	0-4	10-12	0	1	1	1	16	2	3	1	2	26
12	Norvel, John	g	0-3	0-3	0-0	1	2	3	1	0	0	1	0	2	18
02	White, Brian	g	5-10	2-3	0-0	1	0	1	3	12	0	0	0	4	24
10	Metoyer, Malik	g	2-4	1-2	0-0	1	2	3	2	5	3	1	0	1	23
14	Guest, Jacob	g	1-5	1-4	0-0	0	3	3	0	3	2	0	0	0	15
21	Ott, Vonte	g	5-10	2-7	0-0	1	4	5	3	12	1	1	0	0	15
23	Dixon, Darian	g	0-0	0-0	0-0	1	0	1	1	0	2	0	0	0	11
32	Owens, Larry	g	3-3	0-0	1-3	2	1	3	1	7	0	0	0	0	13
34	Hutton, Brandon	g	0-1	0-0	0-0	0	1	1	2	0	0	1	0	0	5
	Team					1	1	2							
	<b>Totals</b>		<b>23-58</b>	<b>6-24</b>	<b>17-23</b>	<b>11</b>	<b>25</b>	<b>36</b>	<b>17</b>	<b>69</b>	<b>12</b>	<b>12</b>	<b>4</b>	<b>10</b>	<b>200</b>

FG % 1st Half: 11-29 37.9% 2nd half: 12-29 41.4% Game: 23-58 39.7%  
3FG % 1st Half: 1-11 9.1% 2nd half: 5-13 38.5% Game: 6-24 25.0%  
FT % 1st Half: 5-7 71.4% 2nd half: 12-16 75.0% Game: 17-23 73.9%

Deadball Rebounds: 0

### Abilene Christian 78 • 16-3 (5-1 SLC)

#	Player	Total		3-Ptr		Rebounds			PF	TP	A	T	Blk	Stl	Min
		FG-FGA	FG-FGA	FT-FTA	Off	Def	Total								
00	Franklin, Jaylen	f	3-3	0-0	0-1	0	3	3	3	6	3	1	0	1	29
01	Lewis, Jaren	f	7-15	0-2	1-2	1	8	9	1	15	2	1	0	3	32
05	Ricks, Payten	f	4-8	2-6	0-0	0	1	1	4	10	3	0	0	1	26
13	Maxwell, B.J.	g	6-9	1-2	6-6	1	6	7	1	19	5	1	0	31	
21	Friday, Jalone	g	5-9	3-4	4-5	2	5	7	3	17	0	1	3	0	24
04	Daniels, Damien	g	0-2	0-0	2-2	1	2	3	0	2	3	2	0	0	12
14	Lenox, Trey	g	1-4	1-2	0-0	0	1	1	2	3	1	2	0	1	18
15	Farquhar, Hayden	g	1-6	0-2	1-4	2	1	3	3	3	1	1	0	0	14
32	Pleasant, Joe	g	0-2	0-1	0-0	0	0	0	0	0	0	0	0	0	8
34	Kohl, Kolton	g	0-0	0-0	0-0	1	1	2	0	0	0	1	0	0	2
42	Gayman, Clay	g	1-3	1-1	0-0	0	1	1	1	3	0	1	0	0	4
	Team					2	2	4							
	<b>Totals</b>		<b>28-61</b>	<b>8-20</b>	<b>14-20</b>	<b>11</b>	<b>30</b>	<b>41</b>	<b>18</b>	<b>78</b>	<b>18</b>	<b>11</b>	<b>5</b>	<b>3</b>	<b>200</b>

FG % 1st Half: 15-32 46.9% 2nd half: 13-29 44.8% Game: 28-61 45.9%  
3FG % 1st Half: 6-11 54.5% 2nd half: 2-9 22.2% Game: 8-20 40.0%  
FT % 1st Half: 8-11 72.7% 2nd half: 6-9 66.7% Game: 14-20 70.0%

Deadball Rebounds: 3

Officials: Roger Schmitz, Derek Schulle, Brent Simmons  
Technical fouls: Northwestern St.-None, Abilene Christian-None.  
Attendance: 1199

Score by periods	1st	2nd	Total
Northwestern St.	28	41	69
Abilene Christian	44	34	78

Points: ACU 78, NSU 69  
In Paint: ACU 30, NSU 32  
Off T/O: ACU 12, NSU 9  
2nd Chance: ACU 9, NSU 6  
Fast Break: ACU 39, NSU 8  
Bench: ACU 11, NSU 11

Score tied - 0 times.  
Lead changed - 0 times.

Score tied - 0 times.  
Lead changed - 0 times.

## GAME 18 • ACU 75, HOUSTON BAPTIST 68

Wednesday, Jan. 16, 2019 • Abilene, Texas



Official Basketball Box Score -- Game Totals -- Final Statistics  
Houston Baptist vs Abilene Christian  
01/16/19 7 p.m. at Abilene, Texas (Moody Coliseum)

### Houston Baptist 68 • 5-10 (1-3 SLC)

#	Player	Total		3-Ptr		Rebounds			PF	TP	A	T	Blk	Stl	Min
		FG-FGA	FG-FGA	FT-FTA	Off	Def	Total								
02	McKenzie, Philip	f	2-3	0-1	1-1	0	1	1	1	5	0	3	1	1	23
15	Hardt, Edward	c	6-10	0-0	4-8	1	1	2	2	16	1	2	0	0	30
00	DuBose, Ian	g	6-13	1-4	5-6	3	8	11	1	18	5	5	0	1	36
23	Lynch-Daniels, O.	g	0-4	0-1	0-0	0	3	3	2	0	1	3	0	1	23
30	Bonds, Braxton	g	5-10	1-1	0-0	1	4	5	4	11	2	1	0	2	35
03	Stent, Jackson	g	3-4	2-3	0-0	1	1	2	4	8	0	1	0	0	19
10	Dalton, Ty	g	1-1	1-1	0-0	1	1	2	0	3	4	3	0	0	15
12	Murphy, Gon	g	1-2	1-1	0-0	0	0	0	0	3	1	2	0	0	7
22	Gates, Jalon	g	0-2	0-2	0-0	0	0	0	0	0	0	0	0	0	4
32	Uloko, Benjamin	g	1-1	0-0	2-2	1	2	3	4	4	0	0	0	0	8
	Team					1	3	4							
	<b>Totals</b>		<b>25-50</b>	<b>6-14</b>	<b>12-17</b>	<b>9</b>	<b>24</b>	<b>33</b>	<b>18</b>	<b>68</b>	<b>14</b>	<b>20</b>	<b>1</b>	<b>6</b>	<b>200</b>

FG % 1st Half: 11-22 50.0% 2nd half: 14-28 50.0% Game: 25-50 50.0%  
3FG % 1st Half: 3-6 50.0% 2nd half: 3-8 37.5% Game: 6-14 42.9%  
FT % 1st Half: 8-10 80.0% 2nd half: 4-7 57.1% Game: 12-17 70.6%

Deadball Rebounds: 3

### Abilene Christian 75 • 15-3 (4-1 SLC)

#
---

## GAME 21 - ACU 79, CENTRAL ARKANSAS 56

Saturday, Jan. 26, 2019 - Abilene, Texas



Official Basketball Box Score -- Game Totals -- Final Statistics  
Central Ark. vs Abilene Christian  
01/26/19 3:30 p.m. at Abilene, Texas (Moody Coliseum)

### Central Ark. 56 - 10-11 (5-3 SLC)

#	Player	Total		3-Ptr		Rebounds			PF	TP	A	T	Blk	Stl	Min
		FG	FGA	FG	FGA	Off	Def	Total							
04	Bennett, Khaleem	0-5	0-0	1-5	4-2	6	2	1	1	6	0	2	21		
14	Kayouloud, Eddy	0-3	0-2	1-2	0-3	3	1	1	0	1	0	1	14		
15	Koval, Hayden	4-10	1-3	4-4	0-5	5	2	13	1	1	3	1	31		
25	Unruh, Thatch	1-1	0-0	3-3	0-4	4	0	5	0	2	0	1	29		
55	Jones, DeAndre	4-9	1-5	4-4	0-2	2	1	13	5	4	0	0	32		
00	Shittu, SK	2-4	0-0	4-4	1-2	3	1	8	0	2	0	0	14		
03	Weidenaar, Aaron	2-4	2-4	0-0	0-1	1	3	6	0	1	0	0	11		
20	Mondesir, Matthew	1-9	0-3	2-4	1-0	1	1	4	0	1	0	2	21		
22	Schmitt, Tanner	0-1	0-1	2-2	2-1	3	1	2	0	2	0	0	10		
24	Chatham, Jared	1-3	0-1	1-2	0-3	3	4	3	0	0	0	0	9		
33	Grant, Jordan	0-1	0-1	0-0	0-0	0	0	0	0	0	0	0	7		
35	Vanover, Brandon	0-0	0-0	0-0	0-0	0	0	0	0	0	0	0	1		
	Team					3	2	5							
	Totals	15-50	4-20	22-30	11-25	36	16	56	7	20	3	7	200		

FG % 1st Half:	6-21	28.6%	2nd half:	9-29	31.0%	Game:	15-50	30.0%	Deadball Rebounds	5
3FG % 1st Half:	0-5	0.0%	2nd half:	4-15	26.7%	Game:	4-20	20.0%		
FT % 1st Half:	17-23	73.9%	2nd half:	5-7	71.4%	Game:	22-30	73.3%		

### Abilene Christian 79 - 17-4 (6-2 SLC)

#	Player	Total		3-Ptr		Rebounds			PF	TP	A	T	Blk	Stl	Min
		FG	FGA	FG	FGA	Off	Def	Total							
00	Franklin, Jaylen	2-5	0-0	3-6	0-7	7	3	7	5	4	0	3	33		
01	Lewis, Jaren	6-16	1-5	3-6	3-2	5	2	16	3	1	0	1	34		
05	Ricks, Payten	4-7	0-3	2-2	1-2	3	2	10	4	2	0	1	30		
13	Maxwell, B.J.	6-9	2-5	2-2	3-3	6	4	16	3	0	2	2	29		
21	Friday, Jalone	6-11	3-4	2-2	1-4	5	3	17	0	3	1	2	21		
04	Daniels, Damien	0-4	0-1	2-2	0-2	2	2	2	2	0	0	0	11		
11	Cameron, Tobias	0-0	0-0	0-0	0-1	1	1	0	0	0	0	0	3		
14	Lenox, Trey	1-2	0-0	0-0	0-0	0	0	2	0	1	0	0	13		
15	Farquhar, Hayden	2-4	0-1	0-0	1-2	3	2	4	1	0	2	1	14		
22	Cobb, Chase	0-0	0-0	0-0	0-1	1	0	0	0	0	0	0	1		
32	Pleasant, Joe	0-0	0-0	1-2	0-0	0	0	1	0	0	0	0	4		
33	Hiepler, Paul	0-0	0-0	0-0	0-0	0	0	0	0	0	0	0	1		
34	Kohl, Kolton	1-1	0-0	2-2	1-1	2	1	4	0	0	1	0	4		
42	Gayman, Clay	0-1	0-1	0-0	0-0	0	1	0	0	1	0	0	2		
	Team					9	2								
	Totals	28-60	6-20	17-24	10-27	37	21	79	18	12	6	10	200		

FG % 1st Half:	13-31	41.9%	2nd half:	15-29	51.7%	Game:	28-60	46.7%	Deadball Rebounds	4
3FG % 1st Half:	3-11	27.3%	2nd half:	3-9	33.3%	Game:	6-20	30.0%		
FT % 1st Half:	10-12	83.3%	2nd half:	7-12	58.3%	Game:	17-24	70.8%		

Officials: Matthew Martinez, Johnny Wilkins, Josh Haug  
Technical fouls: Central Ark.-None, Abilene Christian-None.  
Attendance: 1669

Score by periods	1st	2nd	Total
Central Ark.	29	27	56
Abilene Christian	39	40	79

Points	In	Off	2nd	Fast	Bench
UCA	Paint	T/O	Chance	Break	
UCA	14	12	15	0	23
ACU	34	27	12	12	13

Last FG - UCA 2nd-01:09, ACU 2nd-01:55.  
Largest lead - UCA by 2 1st-17:51, ACU by 27 2nd-01:55.  
UCA led for 00:42, ACU led for 38:21, Game was tied for 02:57.

Score tied - 3 times.  
Lead changed - 2 times.

## GAME 22 - ACU 78, TEXAS A&M-CORPUS CHRISTI 71

Wednesday, Jan. 30, 2019 - Abilene, Texas



Official Basketball Box Score -- Game Totals -- Final Statistics  
A&M-Corpus Christi vs Abilene Christian  
01/30/19 7 p.m. at Abilene, Texas (Moody Coliseum)

### A&M-Corpus Christi 71 - 9-11 (4-3 SLC)

#	Player	Total		3-Ptr		Rebounds			PF	TP	A	T	Blk	Stl	Min
		FG	FGA	FG	FGA	Off	Def	Total							
04	Talton, Jashawn	1-4	0-1	1-2	2-1	3	2	3	1	3	0	2	32		
11	South, Kareem	6-11	0-1	4-4	0-2	4	16	3	2	0	1	0	33		
14	Schmidt, Elijah	2-3	0-0	1-1	0-2	2	3	5	2	5	2	0	25		
22	Toney, Emmanuel	0-1	0-0	0-0	0-4	0	0	1	2	0	1	0	14		
45	Babic, Jake	2-5	1-2	0-0	0-1	1	0	5	0	2	0	2	21		
00	Brown, Kyle	1-1	0-0	0-1	1-1	2	1	2	1	0	0	0	11		
15	Hunte, Ishaad	5-6	0-0	5-7	1-5	6	2	15	0	0	0	0	23		
21	Gray, Tre	4-8	0-3	8-9	1-2	3	16	1	3	0	1	0	20		
23	Clark, Jalon	1-1	0-0	0-0	1-1	1	1	2	0	2	0	0	6		
35	Lewis, Tony	3-6	1-3	0-0	0-4	4	2	7	0	0	2	0	15		
	Team					1	0	1							
	Totals	25-46	2-10	19-24	6-23	29	18	71	9	19	4	8	200		

FG % 1st Half:	12-20	60.0%	2nd half:	13-26	50.0%	Game:	25-46	54.3%	Deadball Rebounds	1
3FG % 1st Half:	1-4	25.0%	2nd half:	1-6	16.7%	Game:	2-10	20.0%		
FT % 1st Half:	8-9	88.9%	2nd half:	11-15	73.3%	Game:	19-24	79.2%		

### Abilene Christian 78 - 18-4 (7-2 SLC)

#	Player	Total		3-Ptr		Rebounds			PF	TP	A	T	Blk	Stl	Min
		FG	FGA	FG	FGA	Off	Def	Total							
00	Franklin, Jaylen	0-1	0-0	2-4	2-2	4	4	2	6	1	1	6	33		
01	Lewis, Jaren	7-11	1-1	3-5	3-4	7	4	18	2	5	0	0	28		
05	Ricks, Payten	5-10	5-8	3-4	0-3	3	18	2	0	0	0	0	35		
13	Maxwell, B.J.	5-9	2-5	4-4	3-3	6	2	16	1	4	0	3	24		
21	Friday, Jalone	2-10	1-3	0-0	1-1	2	4	5	0	3	1	0	24		
04	Daniels, Damien	0-1	0-0	0-0	1-1	2	0	0	1	0	0	1	7		
11	Cameron, Tobias	0-0	0-0	0-0	0-0	0	0	0	0	0	0	0	0		
14	Lenox, Trey	2-5	2-4	0-0	0-2	2	1	6	0	0	0	0	18		
15	Farquhar, Hayden	2-7	1-2	4-4	1-1	2	9	5	0	0	2	14			
22	Cobb, Chase	0-0	0-0	0-0	0-0	0	0	0	0	0	0	0	0		
32	Pleasant, Joe	2-4	0-0	0-0	3-1	4	2	4	0	1	1	0	13		
33	Hiepler, Paul	0-0	0-0	0-0	0-0	0	0	0	0	0	0	0	0		
34	Kohl, Kolton	0-0	0-0	0-0	0-0	0	0	0	0	0	0	0	1		
42	Gayman, Clay	0-1	0-1	0-0	0-0	0	0	0	0	0	0	0	3		
	Team					1	1								
	Totals	25-59	12-24	16-21	14-19	33	22	78	17	14	3	12	200		

FG % 1st Half:	15-35	42.9%	2nd half:	10-24	41.7%	Game:	25-59	42.4%	Deadball Rebounds	2
3FG % 1st Half:	7-13	53.8%	2nd half:	5-11	45.5%	Game:	12-24	50.0%		
FT % 1st Half:	3-7	42.9%	2nd half:	13-14	92.9%	Game:	16-21	76.2%		

Officials: Jon Stigliano, Chance Moore, Tommy Johnson  
Technical fouls: A&M-Corpus Christi-None, Abilene Christian-None.  
Attendance: 1301

Score by periods	1st	2nd	Total
A&M-Corpus Christi	33	38	71
Abilene Christian	40	38	78

Points	In	Off	2nd	Fast	Bench
AMCC	Paint	T/O	Chance	Break	
AMCC	22	21	5	8	42
ACU	20	25	12	4	19

Last FG - AMCC 2nd-00:54, ACU 2nd-00:30.  
Largest lead - AMCC by 2 1st-19:18, ACU by 17 2nd-12:28.  
AMCC led for 02:11, ACU led for 38:50, Game was tied for 00:58.

Score tied - 3 times.  
Lead changed - 5 times.

## GAME 23 - ACU 75, LAMAR 64

Wednesday, Feb. 6, 2019 - Beaumont, Texas



Official Basketball Box Score -- Game Totals -- Final Statistics  
Abilene Christian vs Lamar University  
2/6/19 7:00 PM at Beaumont, Texas

### Abilene Christian 75 - 19-4/8-2 SLC

#	Player	Total		3-Ptr		Rebounds			PF	TP	A	T	Blk	Stl	Min
		FG	FGA	FG	FGA	Off	Def	Total							
01	Lewis, Jaren	3-13	0-1	2-2	2-6	8	3	8	3	0	2	0	30		
21	Friday, Jalone	3-5	1-1	7-10	0-2	2	4	14	1	4	0	1	17		
00	Franklin, Jaylen	9-15	0-0	4-6	1-5	6	2	22	2	1	1	1	34		
05	Ricks, Payten	3-4	2-3	0-0	0-4	2	8	2	0	0	0	2	28		
13	Maxwell, B.J.	3-8	2-4	0-0	0-4	4	8	0	0	0	0	2			

**GAME 25 • ABILENE CHRISTIAN 64, NICHOLLS 48**  
**Wednesday, Feb. 13, 2019 • Thibodaux, Louisiana**



Official Basketball Box Score -- Game Totals -- Final Statistics  
 Abilene Christian vs Nicholls  
 02/13/19 7 p.m. at Thibodaux, LA (Stophar Gym/Broussard)

**Abilene Christian 64 • 20-5 (9-3 SLC)**

#	Player	Total			3-Ptr			Rebounds			PF	TP	A	TO	Blk	Stl	Min
		FG	FGA	FT	FTA	Off	Def	Off	Def	Off							
01	Lewis, Jaren	f	6-11	0-0	3-3	2	3	5	1	15	2	0	1	2	30		
21	Friday, Jalone	c	5-15	0-5	2-2	0	8	8	3	12	3	1	0	0	26		
00	Franklin, Jaylen	g	2-5	0-0	3-4	0	6	6	3	7	8	2	1	1	31		
05	Ricks, Payten	g	2-9	2-8	0-0	0	1	1	1	6	0	1	0	1	29		
13	Maxwell, B.J.	g	5-8	1-1	0-0	0	5	5	2	11	2	1	1	0	31		
04	Daniels, Damien	g	0-4	0-3	0-0	0	2	2	0	0	0	0	0	0	9		
11	Cameron, Tobias	g	0-0	0-0	0-0	0	0	0	0	0	0	0	0	0	1		
14	Lenox, Trey	g	1-2	0-0	0-0	2	1	3	1	2	0	0	0	1	17		
15	Farquhar, Hayden	g	2-3	1-2	0-0	2	3	5	1	5	0	1	0	2	13		
22	Cobb, Chase	g	0-0	0-0	0-0	0	0	0	0	0	0	0	0	0	1		
32	Pleasant, Joe	g	1-3	0-0	2-2	0	2	2	0	4	0	1	0	0	9		
33	Hiepler, Paul	g	0-0	0-0	2-3	0	0	0	0	2	0	0	0	0	1		
34	Kohl, Kolton	g	0-0	0-0	0-0	0	0	0	0	0	0	0	0	0	1		
42	Gayman, Clay	g	0-0	0-0	0-0	0	0	0	0	0	0	0	0	0	1		
	Team					2	4	6									
Totals			24-60	4-19	12-14	8	35	43	12	64	15	7	3	7	200		

FG % 1st Half: 12-31 38.7% 2nd half: 12-29 41.4% Game: 24-60 40.0% Deadball Rebounds  
 3FG % 1st Half: 3-10 30.0% 2nd half: 1-9 11.1% Game: 4-19 21.1%  
 FT % 1st Half: 3-4 75.0% 2nd half: 9-10 90.0% Game: 12-14 85.7%

**Nicholls 48 • 11-13 (4-7 SLC)**

#	Player	Total			3-Ptr			Rebounds			PF	TP	A	TO	Blk	Stl	Min
		FG	FGA	FT	FTA	Off	Def	Off	Def	Total							
23	Harvey, Elvis	f	1-7	1-5	1-2	1	4	5	1	4	1	0	1	0	33		
35	Lyons, Ryghe	c	3-8	0-4	0-0	0	3	3	4	6	1	1	1	2	25		
02	Buford, Jeremiah	g	1-3	0-2	1-1	0	1	1	3	3	1	0	0	0	20		
03	Johnson, Kevin	g	3-11	1-2	8-8	1	4	5	3	15	3	4	0	1	40		
15	Jefferson, Jeremiah	g	4-15	1-5	0-0	0	6	6	1	9	1	3	0	1	35		
01	Regis, Daniel	g	1-4	0-0	1-2	1	5	6	1	3	0	1	1	0	15		
04	Clement, Thomas	g	0-0	0-0	0-0	0	0	0	0	0	0	0	0	0	1		
24	Garrick, Danny	g	3-6	2-4	0-0	1	3	4	1	8	0	1	0	0	31		
	Team					1	2	3									
Totals			16-54	5-22	11-13	5	28	33	14	48	7	10	3	4	200		

FG % 1st Half: 7-31 22.6% 2nd half: 9-23 39.1% Game: 16-54 29.6% Deadball Rebounds  
 3FG % 1st Half: 3-10 30.0% 2nd half: 3-9 33.3% Game: 5-22 22.7%  
 FT % 1st Half: 0-0 0.0% 2nd half: 11-13 84.6% Game: 11-13 84.6%

Officials: Brent Dugas, James Durham, Jablin Williams  
 Technical fouls: Abilene Christian-None. Nicholls-None.  
 Attendance: 313

Score by periods	1st	2nd	Total
Abilene Christian	30	34	64
Nicholls	16	32	48

Last FG - ACU 2nd-02:16, NICH 2nd-00:19  
 Largest lead - ACU by 20 2nd-11:12, NICH None  
 ACU led for 39:31, NICH led for 00:00. Game was tied for 00:29.

Points	In	Off	2nd	Fast	Bench
ACU	Paint	T/O	Chance	Break	
ACU	28	12	9	0	13
NICH	14	4	2	0	11

Score tied - 0 times.  
 Lead changed - 0 times.

**GAME 26 • ACU 68, INCARNATE WORD 48**  
**Wednesday, Jan. 30, 2019 • Abilene, Texas**



Official Basketball Box Score -- Game Totals -- Final Statistics  
 Abilene Christian vs Incarnate Word  
 02/16/19 7:00 pm at San Antonio, Texas (McDermott Center)

**Abilene Christian 68 • 21-5, 10-3**

#	Player	Total			3-Ptr			Rebounds			PF	TP	A	TO	Blk	Stl	Min
		FG	FGA	FT	FTA	Off	Def	Off	Def	Total							
01	Lewis, Jaren	f	3-7	0-0	3-3	2	3	5	1	9	1	1	0	2	32		
21	Friday, Jalone	c	6-8	3-5	0-0	0	1	1	2	15	2	1	1	2	32		
00	Franklin, Jaylen	g	5-7	0-0	2-3	0	6	6	1	12	6	2	0	1	23		
05	Ricks, Payten	g	2-7	1-5	0-0	1	2	3	3	5	5	0	0	2	33		
13	Maxwell, B.J.	g	4-11	1-7	0-0	1	1	2	2	9	0	1	1	0	30		
04	Daniels, Damien	g	1-2	1-2	0-0	1	1	1	0	4	0	0	0	0	8		
11	Cameron, Tobias	g	0-0	0-0	0-0	0	0	0	0	0	0	0	0	0	1		
14	Lenox, Trey	g	0-0	0-0	0-0	0	1	1	2	0	1	0	0	0	14		
15	Farquhar, Hayden	g	2-3	1-2	0-0	0	1	1	3	5	1	2	0	0	8		
22	Cobb, Chase	g	0-0	0-0	0-0	0	0	0	0	0	0	0	0	0	1		
32	Pleasant, Joe	g	1-2	0-0	0-0	0	2	2	2	2	0	2	0	0	1		
33	Hiepler, Paul	g	0-1	0-1	0-0	0	0	0	0	0	0	0	0	0	1		
34	Kohl, Kolton	g	2-3	0-0	3-4	3	0	3	2	7	0	1	1	0	7		
42	Gayman, Clay	g	0-1	0-1	0-0	0	0	0	0	0	0	1	0	0	1		
	Team					0	3	3									
Totals			26-52	7-23	9-12	7	21	28	18	68	16	12	3	9	200		

FG % 1st Half: 10-24 41.7% 2nd half: 16-28 57.1% Game: 26-52 50.0% Deadball Rebounds  
 3FG % 1st Half: 2-10 20.0% 2nd half: 5-13 38.5% Game: 7-23 30.4%  
 FT % 1st Half: 5-7 71.4% 2nd half: 4-5 80.0% Game: 9-12 75.0%

**Incarnate Word 48 • 6-19, 1-11**

#	Player	Total			3-Ptr			Rebounds			PF	TP	A	TO	Blk	Stl	Min
		FG	FGA	FT	FTA	Off	Def	Off	Def	Total							
04	Christian Peevy	f	2-6	0-1	3-4	0	2	2	3	7	1	2	0	1	27		
13	Charles Brown	f	2-5	1-2	0-0	0	3	3	3	5	0	2	0	1	31		
02	Jordan Caruso	g	1-5	0-0	0-0	0	2	2	2	2	2	5	0	1	23		
10	Cody Graham	g	1-4	0-1	0-0	1	1	2	0	2	2	1	0	1	35		
12	Augustine Ene	g	6-10	1-3	0-0	1	7	8	1	13	1	2	0	0	31		
00	Dwight Murray	g	1-1	0-0	0-0	0	0	0	2	2	1	0	0	0	9		
01	Antoine Smith	g	0-1	0-1	0-0	0	0	0	0	1	0	2	0	0	9		
05	Romello Wilbert	g	2-4	1-3	3-4	0	1	1	4	8	1	3	2	0	20		
23	Jordan Kite	g	0-1	0-1	0-0	0	0	0	0	0	1	0	0	0	3		
24	Bryce Davis	g	2-4	1-1	4-4	0	2	2	2	9	0	1	1	0	12		
	Team					1	0	1									
Totals			17-41	4-13	10-12	3	18	21	18	48	8	19	3	4	200		

FG % 1st Half: 7-20 35.0% 2nd half: 10-21 47.6% Game: 17-41 41.5% Deadball Rebounds  
 3FG % 1st Half: 2-7 28.6% 2nd half: 2-6 33.3% Game: 4-13 30.8%  
 FT % 1st Half: 5-6 83.3% 2nd half: 5-6 83.3% Game: 10-12 83.3%

Officials: Randall Anders, Jeff Johnson, Nick Atwood  
 Technical fouls: Abilene Christian-None. Incarnate Word-None.  
 Attendance: 739  
 2018-19 Men's Basketball. Round: 0. Abilene Christian vs Incarnate Word. Play

Score by periods	1st	2nd	Total
Abilene Christian	27	41	68
Incarnate Word	21	27	48

Last FG - ACU 2nd-01:10, UIW 2nd-00:33  
 Largest lead - ACU by 22 2nd-01:10, UIW by 4 1st-18:53  
 ACU led for 34:42, UIW led for 02:30. Game was tied for 02:48.

Points	In	Off	2nd	Fast	Bench
ACU	Paint	T/O	Chance	Break	
ACU	34	15	7	4	18
UIW	22	10	0	2	19

Score tied - 2 times.  
 Lead changed - 1 time.

**GAME 27 • SOUTHEASTERN LOUISIANA 75, ACU 66**  
**Saturday, Feb. 23, 2019 • Abilene, Texas**



Official Basketball Box Score -- Game Totals -- Final Statistics  
 Abilene Christian vs Nicholls  
 02/13/19 7 p.m. at Thibodaux, LA (Stophar Gym/Broussard)

**Abilene Christian 64 • 20-5 (9-3 SLC)**

#	Player	Total			3-Ptr			Rebounds			PF	TP	A	TO	Blk	Stl	Min
		FG	FGA	FT	FTA	Off	Def	Off	Def	Total							
01	Lewis, Jaren	f	6-11	0-0	3-3	2	3	5	1	15	2	0	1	2	30		
21	Friday, Jalone	c	5-15	0-5	2-2	0	8	8	3	12	3	1	0	0	26		
00	Franklin, Jaylen	g	2-5	0-0	3-4	0	6	6	3	7	8	2	1	1	31		
05	Ricks, Payten	g	2-9	2-8	0-0	0	1	1	1	6	0	1	0	1	29		
13	Maxwell, B.J.	g	5-8	1-1	0-0	0	5	5	2	11	2	1	1	0	31		
04	Daniels, Damien	g	0-4	0-3	0-0	0	2	2	0	0	0	0	0	0	9		
11	Cameron, Tobias	g	0-0	0-0	0-0	0	0	0	0	0	0	0	0	0	1		
14	Lenox, Trey	g	1-2	0-0	0-0	2	1	3	1	2	0	0	0	1	17		
15	Farquhar, Hayden	g	2-3	1-2													

**GAME 29 • ACU 67, CENTRAL ARKANSAS 55**  
 Saturday, March 2, 2019 • Conway, Arkansas



Official Basketball Box Score -- Game Totals -- Final Statistics  
 Abilene Christian vs Central Ark.  
 3/2/19 4:00 PM at Conway, AR

**Abilene Christian 67 • 23-6, 12-4 SLC**

#	Player	Total		3-Ptr		Rebounds			PF	TP	A	T	Bk	Stl	Min
		FG-FGA	FG-FGA	FT-FTA	Off	Def	Tot								
00	Franklin, Jaylen	6-11	0-0	0-0	1	5	6	1	12	8	1	0	3	39	
01	Lewis, Jaren	6-11	1-2	3-3	1	8	9	0	16	2	2	0	3	34	
04	Daniels, Damien	1-5	1-1	0-0	1	2	1	2	3	3	1	0	0	16	
05	Ricks, Payten	4-11	3-8	0-0	0	0	0	3	11	1	1	0	1	31	
06	Kohl, Kolton	2-4	0-0	0-0	1	3	4	0	4	1	0	0	1	10	
11	Cameron, Tobias	0-0	0-0	0-0	0	0	0	0	0	1	1	0	0	3	
14	Lenox, Trey	1-6	1-5	0-0	0	3	3	2	3	1	0	0	0	24	
15	Farquhar, Hayden	3-7	3-6	0-0	0	4	3	9	1	0	0	0	0	19	
22	Cobb, Chase	0-0	0-0	0-0	0	0	0	0	0	0	0	0	0	1	
32	Pleasant, Joe	2-3	1-2	0-0	0	3	3	5	0	3	0	0	0	15	
33	Hiepler, Paul	0-0	0-0	0-0	0	0	0	0	0	0	0	0	0	1	
42	Gayman, Clay	2-2	0-0	0-0	0	1	1	0	4	0	0	0	0	7	
	Team				0	1	1								
	<b>Totals</b>	<b>27-60</b>	<b>10-24</b>	<b>3-3</b>	<b>4</b>	<b>29</b>	<b>33</b>	<b>13</b>	<b>67</b>	<b>18</b>	<b>9</b>	<b>0</b>	<b>8</b>	<b>200</b>	

FG % 1st Half: 15-34 44.1% 2nd half: 12-26 46.2% Game: 23-59 45.0% Deadball Rebounds 0  
 3FG % 1st Half: 8-13 61.5% 2nd half: 2-11 18.2% Game: 10-24 41.7%  
 FT % 1st Half: 1-1 100.0% 2nd half: 2-2 100.0% Game: 3-3 100.0%

**Central Ark. 55 • 11-18, 6-10 SLC**

#	Player	Total		3-Ptr		Rebounds			PF	TP	A	T	Bk	Stl	Min
		FG-FGA	FG-FGA	FT-FTA	Off	Def	Tot								
15	Koval, Hayden	3-11	1-4	1-4	3	5	8	1	8	1	1	6	0	27	
22	Schmitt, Tanner	6-9	2-4	1-2	2	3	5	2	15	1	3	0	0	28	
25	Unruh, Thatch	7-15	3-7	0-0	1	3	4	2	17	1	2	0	0	31	
33	Grant, Jordan	2-2	1-1	0-0	0	1	1	0	5	3	0	0	1	25	
55	Jones, DeAndre	2-7	0-2	0-0	1	7	8	1	4	9	2	1	0	38	
00	Shittu, SK	1-3	0-0	0-0	0	0	0	0	2	0	0	0	1	5	
03	Weidenaar, Aaron	0-0	0-0	0-0	0	0	0	0	0	0	0	0	1	3	
04	Bennett, Khaleem	0-1	0-0	0-0	0	0	0	0	0	0	3	0	0	8	
14	Kayouloud, Eddy	0-4	0-1	0-0	2	5	7	0	0	0	0	0	0	14	
20	Mondesir, Matthew	1-3	0-0	0-1	1	1	2	1	2	1	1	0	1	12	
24	Chatham, Jared	1-4	0-0	0-0	0	0	0	0	2	1	0	1	0	9	
	Team				0	4	4								
	<b>Totals</b>	<b>23-59</b>	<b>7-19</b>	<b>2-7</b>	<b>10</b>	<b>29</b>	<b>39</b>	<b>8</b>	<b>55</b>	<b>16</b>	<b>13</b>	<b>7</b>	<b>4</b>	<b>200</b>	

FG % 1st Half: 14-30 46.7% 2nd half: 9-29 31.0% Game: 23-59 39.0% Deadball Rebounds 2  
 3FG % 1st Half: 7-12 58.3% 2nd half: 0-7 0.0% Game: 7-19 36.8%  
 FT % 1st Half: 2-7 28.6% 2nd half: 0-0 0.0% Game: 2-7 28.6%

Officials: Jason Barth, Luke Chittum, Daniel Brown  
 Technical fouls: Abilene Christian-None. Central Ark.-None.  
 Attendance: 825

Score by periods	1st	2nd	Total
Abilene Christian	39	28	67
Central Ark.	37	18	55

Last FG - ACU 2nd-01:30, UCA 2nd-00:21.  
 Largest lead - ACU by 16 2nd-05:13, UCA by 11 1st-13:45.  
 ACU led for 20:42, UCA led for 17:58. Game was tied for 01:20.

Score tied - 2 times.  
 Lead changed - 5 times.

**GAME 30 • ACU 72, STEPHEN F. AUSTIN 58**  
 Tuesday, March 5, 2019 • Abilene, Texas



Official Basketball Box Score -- Game Totals -- Final Statistics  
 SFA vs Abilene Christian  
 03/05/19 7 p.m. at Abilene, Texas

**SFA 58 • 14-15 (7-10 SLC)**

#	Player	Total		3-Ptr		Rebounds			PF	TP	A	T	Bk	Stl	Min
		FG-FGA	FG-FGA	FT-FTA	Off	Def	Tot								
01	Kevon Harris	6-14	2-6	0-1	0	6	6	3	14	1	1	0	0	35	
04	Davonte Fitzgerald	5-15	1-5	2-2	2	3	5	1	13	0	1	0	1	32	
05	Shannon Bogues	6-14	2-5	0-0	0	4	4	3	14	1	4	0	0	32	
23	Nathan Bain	3-6	1-1	0-0	2	3	5	5	7	0	1	2	1	28	
24	Samuli Nieminen	0-0	0-0	2-2	0	0	0	0	2	0	1	0	0	13	
03	Mitchell Seraille	1-2	0-0	0-0	0	4	4	0	2	0	1	0	0	12	
10	John Comeaux	1-2	0-1	2-2	1	1	2	5	4	0	0	0	0	13	
11	Odyyst Walker	0-2	0-0	0-0	0	1	1	1	0	1	1	0	0	17	
15	Rance Cole	0-2	0-0	1-2	1	0	1	3	1	1	0	0	0	6	
32	Jovan Grujic	0-0	0-0	1-2	1	0	1	1	1	2	0	1	1	10	
33	Edward Ruiz	0-0	0-0	0-0	0	0	0	0	0	0	0	0	0	2	
	Team				2	1	3								
	<b>Totals</b>	<b>22-57</b>	<b>6-18</b>	<b>8-11</b>	<b>9</b>	<b>23</b>	<b>32</b>	<b>23</b>	<b>58</b>	<b>6</b>	<b>10</b>	<b>3</b>	<b>3</b>	<b>200</b>	

FG % 1st Half: 9-24 37.5% 2nd half: 13-33 39.4% Game: 22-57 38.6% Deadball Rebounds 1  
 3FG % 1st Half: 2-7 28.6% 2nd half: 4-11 36.4% Game: 6-18 33.3%  
 FT % 1st Half: 4-4 100.0% 2nd half: 4-7 57.1% Game: 8-11 72.7%

**Abilene Christian 72 • 24-6 (13-4 SLC)**

#	Player	Total		3-Ptr		Rebounds			PF	TP	A	T	Bk	Stl	Min
		FG-FGA	FG-FGA	FT-FTA	Off	Def	Tot								
00	Franklin, Jaylen	5-10	0-2	6-11	0	7	7	1	16	10	1	0	0	37	
01	Lewis, Jaren	4-13	2-5	3-3	2	3	5	1	13	2	2	4	2	35	
05	Ricks, Payten	2-10	1-6	4-5	0	3	3	2	9	0	1	0	1	37	
04	Kohl, Kolton	0-0	0-0	0-0	0	2	2	0	0	0	0	0	0	3	
42	Gayman, Clay	0-3	0-2	0-0	0	0	0	0	0	0	0	0	1	5	
04	Daniels, Damien	4-5	1-2	1-1	1	6	7	2	10	3	2	0	0	15	
14	Lenox, Trey	2-4	1-3	2-2	0	3	3	3	7	2	1	0	0	26	
15	Farquhar, Hayden	6-9	3-6	0-1	3	1	4	2	15	1	1	0	1	24	
32	Pleasant, Joe	1-1	0-0	0-0	3	2	5	2	2	0	0	1	0	18	
	Team				4	1	5								
	<b>Totals</b>	<b>24-55</b>	<b>8-26</b>	<b>16-23</b>	<b>13</b>	<b>28</b>	<b>41</b>	<b>14</b>	<b>72</b>	<b>18</b>	<b>10</b>	<b>5</b>	<b>5</b>	<b>200</b>	

FG % 1st Half: 15-33 45.5% 2nd half: 9-22 40.9% Game: 24-55 43.6% Deadball Rebounds 2  
 3FG % 1st Half: 3-12 25.0% 2nd half: 5-14 35.7% Game: 8-26 30.8%  
 FT % 1st Half: 5-6 83.3% 2nd half: 11-17 64.7% Game: 16-23 69.6%

Officials: Chance Moore, Gerald Williams, Travis Motl  
 Technical fouls: SFA-TEAM. Abilene Christian-None.  
 Attendance: 1235

Score by periods	1st	2nd	Total
SFA	24	34	58
Abilene Christian	38	34	72

Points	In	Off	2nd	Fast	Bench
SFA	18	7	11	2	8
ACU	22	11	22	10	34

Last FG - SFA 2nd-00:01, ACU 2nd-05:09.  
 Largest lead - SFA None, ACU by 18 1st-00:53.  
 SFA led for 00:00, ACU led for 38:24. Game was tied for 01:36.

Score tied - 0 times.  
 Lead changed - 0 times.

**GAME 31 • ACU 81, INCARNATE WORD 52**  
 Saturday, March 9, 2019 • Abilene, Texas



Official Basketball Box Score -- Game Totals -- Final Statistics  
 Incarnate Word vs Abilene Christian  
 03/09/18 3:30 p.m. at Abilene, Texas

**Incarnate Word 52 • 6-25, 1-17**

#	Player	Total		3-Ptr		Rebounds			PF	TP	A	T	Bk	Stl	Min
		FG-FGA	FG-FGA	FT-FTA	Off	Def	Tot								
00	Murray, Dwight	2-4	1-2	0-0	0	4	4	1	5	3	4	0	0	37	
04	Pevey, Christian	2-6	0-0	2-2	1	4	5	5	6	0	2	0	2	27	
12	Ene, Augustine	5-8	3-6	0-0	0	4	4	2	13	4	3	0	1	35	
13	Brown, Charles	5-12	1-4	1-2	0	0	0	2	12	0	0	0	0	29	
23	Kite, Jordan	2-3	2-3	0-0	0	0	0	2	6	0	0	0	0	11	
01	Smith, Antoine	1-7	0-3	0-0	0	1	1	1	2	1	1	2	2	26	
02	Caruso, Jordan	1-3	1-1	0-0	1	2	3	0	3	0	1	0	0	14	
10	Graham, Cody	2-3	1-2	0-0	0	3	3	0	5	1	2	0	0	21	
	Team				1	3	4								
	<b>Totals</b>	<b>20-46</b>	<b>9-21</b>	<b>3-4</b>	<b>3</b>	<b>21</b>	<b>24</b>	<b>13</b>	<b>52</b>	<b>9</b>	<b>17</b>	<b>2</b>	<b>6</b>	<b>200</b>	

FG % 1st Half: 10-26 38.5% 2nd half: 10-20 50.0% Game: 20-46 43.5% Deadball Rebounds 0  
 3FG % 1st Half: 4-10 40.0% 2nd half: 5-11 45.5% Game: 9-21 42.9%  
 FT % 1st Half: 3-3 100.0% 2nd half: 0-1 0.0% Game: 3-4 75.0%

**Abilene Christian 81 • 25-6, 14-4**

#	Player	Total		3-Ptr		Rebounds			PF	TP	A	T	Bk	Stl	Min
		FG-FGA	FG-FGA	FT-FTA	Off	Def	Tot								
00	Franklin, Jaylen	5-8	2-3	2-2	0	2	2	1	14	1	0	0	3	32	
01	Lewis, Jaren	6-16	2-3	5-7	3	4	7	2	19	9	2	0	3	32	
04	Daniels, Damien	3-4	2-2	0-0	1	3	4	1	8	4	1	0	2	26	
05	Ricks, Payten	4-10	2-7	1-1	1	2	3	3	11	0	2	0	0	33	
15	Farquhar, Hayden	5-9	4-7	0-0	0	4	4	1	14	3	0	0	1	23	
11	Cameron, Tobias	1-2	0-1	0-1	1	0	1	0	2	1	0	0	0	9	
14	Lenox, Trey	0-1	0-1	0-0	0	3	3	0	0	1	0	0	0	14	
22	Cobb, Chase	0-0	0-0	0-0	0	0	0	0	0	0	0	0	0	1	
32	Pleasant, Joe	5-9	0-2	2-2	2	5	7	2	12	0	2	1	0	18	
33	Hiepler, Paul	0-0	0-0	0-0	0	0	0	0	0	0	0	0	0	1	
34	Kohl, Kolton	0-0	0-0	0-0	1	0	1	0	0	0	0	0	0	7	
42	Gayman, Clay	0-0	0-0	1-2	1	0	1	0	1	0	0	0	0	4	
	Team														

# GAME 33 • ACU 77, NEW ORLEANS 60

Saturday, March 16, 2019 • Katy, Texas



Official Basketball Box Score -- Game Totals -- Final Statistics  
New Orleans vs Abilene Christian  
03/16/19 8:30 p.m. at Katy, Texas (Merrell Center)

## New Orleans 60 • 19-13

#	Player	Total		3-Ptr		Rebounds			PF	TP	A	TO	Blk	Stl	Min
		FG-FGA	FG-FGA	FT-FTA	Off	Def	Tot								
10	Gates, Gerrale	r	1-5	0-0	0-0	0	4	4	2	2	1	3	0	0	23
55	Plaisance, Scott	r	5-9	0-1	3-5	2	6	8	3	13	1	4	0	1	30
01	Rosser, Damion	g	1-4	0-0	1-2	0	4	4	4	3	3	3	1	1	31
04	Robinson, Bryson	g	5-13	4-8	0-0	0	1	1	1	14	3	2	0	1	31
13	Rosa, Jorge	g	3-9	2-7	0-0	1	1	2	0	8	1	0	1	0	31
02	Berzat, Lamont		0-0	0-0	0-0	0	0	0	0	0	0	0	0	0	1
03	Green, Troy		4-9	0-0	1-2	2	1	3	3	9	3	5	1	2	31
05	Bohannon, Charles		0-0	0-0	0-0	0	0	0	0	0	0	0	0	0	1
11	Myers, Jahmel		2-2	0-0	5-5	0	0	0	2	9	0	2	0	0	11
12	Haynes, Amari		0-1	0-0	0-0	1	0	1	0	0	0	0	0	0	2
15	Harrison, Tyren		0-0	0-0	0-0	0	0	0	0	0	0	0	0	0	1
20	Robinson III, Larry		0-0	0-0	2-2	0	1	1	0	2	1	0	0	0	7
Team						2	3	5			1				200
Totals			21-52	6-16	12-16	8	21	29	15	60	13	20	3	5	200

FG % 1st Half: 10-24 41.7% 2nd half: 11-28 39.3% Game: 21-52 40.4%  
3FG % 1st Half: 4-8 50.0% 2nd half: 2-8 25.0% Game: 6-16 37.5%  
FT % 1st Half: 5-6 83.3% 2nd half: 7-10 70.0% Game: 12-16 75.0%

Deadball  
Rebounds  
2

## Abilene Christian 77 • 27-6

#	Player	Total		3-Ptr		Rebounds			PF	TP	A	TO	Blk	Stl	Min
		FG-FGA	FG-FGA	FT-FTA	Off	Def	Tot								
01	Lewis, Jaren	r	10-17	0-0	0-0	3	3	6	4	20	1	1	1	3	23
15	Farquhar, Hayden	r	6-9	2-5	0-0	0	8	8	4	14	1	1	0	1	24
00	Franklin, Jaylen	g	5-8	1-1	5-8	0	3	3	1	16	6	2	1	0	35
04	Daniels, Damien	g	1-6	0-1	0-0	0	2	2	1	2	2	2	0	5	33
05	Ricks, Payten	g	4-8	1-3	0-0	0	3	3	0	9	3	3	0	2	36
11	Cameron, Tobias		0-0	0-0	0-0	0	0	0	0	0	0	0	0	0	1
14	Lenox, Trey		0-1	0-1	0-0	1	0	1	0	0	2	1	0	0	14
22	Cobb, Chase		0-0	0-0	0-0	0	0	0	0	0	0	0	0	0	1
32	Pleasant, Joe		5-7	0-1	4-6	2	4	6	2	14	0	2	0	2	27
33	Hiepler, Paul		0-0	0-0	0-0	0	0	0	1	0	0	0	0	0	1
34	Kohl, Kolton		1-1	0-0	0-0	0	0	0	0	2	0	0	0	0	4
42	Gayman, Clay		0-0	0-0	0-0	0	0	0	0	0	0	0	0	0	1
Team						1	2	3							200
Totals			32-57	4-12	9-14	7	25	32	13	77	15	12	2	13	200

FG % 1st Half: 18-31 58.1% 2nd half: 14-26 53.8% Game: 32-57 56.1%  
3FG % 1st Half: 2-6 33.3% 2nd half: 2-6 33.3% Game: 4-12 33.3%  
FT % 1st Half: 2-4 50.0% 2nd half: 7-10 70.0% Game: 9-14 64.3%

Deadball  
Rebounds  
2

Officials: Marquis Pettigrew, Chance Moore, Kerby Sitton  
Technical fouls: New Orleans-None. Abilene Christian-None.  
Attendance: 1751

Score by periods	1st	2nd	Total
New Orleans	29	31	60
Abilene Christian	40	37	77

	Points	In Paint	Off T/O	2nd Chance	Fast Break	Bench
UNO	28	12	6	6	6	20
ACU	48	16	8	8	8	16

Last FG - UNO 2nd-00:38, ACU 2nd-01:30.  
Largest lead - UNO by 2 1st-19:30, ACU by 22 2nd-01:15.  
UNO led for 01:54, ACU led for 37:12. Game was tied for 00:54.

Score tied - 1 time.  
Lead changed - 5 times.



# ACU ALL-TIME 3-POINT LEADERS

## CAREER

### 3-Pointers Made

1. Charles Jackson (1995-99) . . . . .	281
2. Rodney Lee (1999-2004) . . . . .	279
3. Parker Wentz (2012-16) . . . . .	258
4. Bryan Heaps (1991-94) . . . . .	210
5. Corey Stone (1991-95) . . . . .	199
6. David Baxter (2003-05) . . . . .	174
7. Jason Millwee (1992-97) . . . . .	154
8. Austin Cooke (2013-16) . . . . .	136
9. Payten Ricks (2016-present) . . . . .	116
10. Jalone Friday (2016-19) . . . . .	111
(tie) Dejan Sencanski (2007-09) . . . . .	101
(tie) Howard Johnson (2000-02) . . . . .	101
13. Tiago Souza (2005-07) . . . . .	97
14. Hayden Farquhar (2015-present) . . . . .	92
15. Cameron Holson (2005-09) . . . . .	89

### 3-Pointers Attempted

1. Charles Jackson (1995-99) . . . . .	700
2. Rodney Lee (1999-2004) . . . . .	687
3. Bryan Heaps (1991-94) . . . . .	626
4. Parker Wentz (2012-16) . . . . .	603
5. Corey Stone (1991-95) . . . . .	563
6. David Baxter (2003-05) . . . . .	490
7. Jason Millwee (1992-97) . . . . .	395
8. Austin Cooke (2013-16) . . . . .	338
9. Payten Ricks (2016-present) . . . . .	301
10. Jalone Friday (2016-19) . . . . .	291
11. Tiago Souza (2005-07) . . . . .	284
12. Howard Johnson (2000-02) . . . . .	272
13. Cam Holson (2005-09) . . . . .	269
14. Hunter Cooley (1987-92) . . . . .	264
15. Hayden Farquhar (2015-present) . . . . .	257

## 3-Point Field Goal Percentage

### (minimum 100 attempts)

1. Parker Wentz (2012-16) . . . . .	.428
2. Dejan Sencanski (2007-09) . . . . .	.421
3. Steven Meadors (1995-97) . . . . .	.409
4. Rodney Lee (1999-2004) . . . . .	.406
(tie) Norman Alexander (2005-07) . . . . .	.405
6. B.J. Maxwell (2016-19) . . . . .	.403
7. Austin Cooke (2013-2016) . . . . .	.402
8. Charles Jackson (1995-99) . . . . .	.401
9. Jason Millwee (1992-97) . . . . .	.390
10. Dante Adams (2007-09) . . . . .	.386
11. Payten Ricks (2016-present) . . . . .	.385
12. Jalone Friday (2016-19) . . . . .	.381
(tie) Greg LoPour (1988-90) . . . . .	.381
14. Howard Johnson (2000-02) . . . . .	.371
15. Isaiah Tripp (2014-18) . . . . .	.369

## SEASON

### 3-Pointers Made

1. David Baxter (2004-05) . . . . .	94
2. Rodney Lee (2002-03) . . . . .	87
3. Charles Jackson (1995-96) . . . . .	86
4. David Baxter (2003-04) . . . . .	80
5. Payten Ricks (2018-19) . . . . .	80
(tie) Parker Wentz (2013-14) . . . . .	79
6. Eddie Thompson (2009-10) . . . . .	77
7. Charles Jackson (1998-99) . . . . .	75
(tie) Rodney Lee (2003-04) . . . . .	74
10. Bryan Heaps (1992-93) . . . . .	73
11. Corey Stone (1994-95) . . . . .	71
12. Bryan Heaps (1993-94) . . . . .	70
13. Parker Wentz (2015-16) . . . . .	69
14. Bryan Heaps (1991-92) . . . . .	67
15. Charles Jackson (1996-97) . . . . .	65

## 3-Pointers Attempted

1. David Baxter (2004-05) . . . . .	267
2. Bryan Heaps (1992-93) . . . . .	240
3. Eddie Thompson (2009-10) . . . . .	225
4. David Baxter (2003-04) . . . . .	223
5. Charles Jackson (1995-96) . . . . .	214
6. Bryan Heaps (1993-94) . . . . .	206
7. Corey Stone (1994-95) . . . . .	204
8. Rodney Lee (2002-03) . . . . .	198
9. Payten Ricks (2018-19) . . . . .	196
10. Rodney Lee (2003-04) . . . . .	192
11. Charles Jackson (1998-99) . . . . .	185
12. Bryan Heaps (1991-92) . . . . .	180
13. Parker Wentz (2013-14) . . . . .	178
14. Charles Jackson (1996-97) . . . . .	177
15. Corey Stone (1993-94) . . . . .	176

## 3-Point Field Goal Percentage

### (minimum 100 attempts)

1. Parker Wentz (2015-16) . . . . .	.456
2. Parker Wentz (2013-14) . . . . .	.444
(tie) Charles Jackson (1997-98) . . . . .	.444
4. Rodney Lee (2002-03) . . . . .	.440
5. Greg LoPour (1988-89) . . . . .	.438
6. Norman Alexander (2006-07) . . . . .	.435
7. Dejan Sencanski (2007-08) . . . . .	.432
8. Drake Green (2016-17) . . . . .	.431
(tie) Austin Cooke (2014-15) . . . . .	.431
10. Rodney Lee (2001-02) . . . . .	.430
11. Parker Wentz (2014-15) . . . . .	.419
12. Howard Johnson (2000-01) . . . . .	.417
13. Steven Meadors (1996-97) . . . . .	.412
(tie) Jason Millwee (1995-96) . . . . .	.412
15. Payten Ricks (2018-19) . . . . .	.408

# ACU MEN'S DIVISION I RECORDS

## INDIVIDUAL CAREER RECORDS

### Points

1. 1563 - Jaren Lewis (125 games) - 2015-19
2. 1441 - Jaylen Franklin (121 games) - 2015-19
3. 1085 - Jalone Friday (81 games) - 2016-19
4. 1062 - Parker Wentz (93 games) - 2013-16
5. 740 - Austin Cooke (93 games) - 2013-16
6. 654 - Payten Ricks (87 games) - 2016-19
7. 598 - Zach WILLIAMS (50 games) - 2010-12
8. 597 - Harrison Hawkins (47 games) - 2013-15
9. 593 - Hayden Farquhar (123 games) - 2015-19
10. 500 - LaDarrien Williams (47 games) - 2013-15

### Scoring average (min. 5 games)

1. 14.1 - Mack LANKFORD (27 games) - 2012-13
2. 13.4 - Jalone Friday (81 games) - 2016-19
3. 13.1 - Renata MARQUEZ (28 games) - 2012-13
4. 12.7 - Harrison Hawkins (47 games) - 2013-15
5. 12.6 - Antonio BELL (28 games) - 2011-12
6. 12.5 - Jaren Lewis (125 games) - 2015-19
7. 12.3 - Tevin Foster (32 games) - 2017-18
8. 12.0 - Zach WILLIAMS (50 games) - 2010-12
9. 11.9 - Jaylen Franklin (121 games) - 2015-19
10. 11.8 - Kendall DURANT (28 games) - 2011-12

### Field goals made

1. 588 - Jaren Lewis (125 games) - 2015-19
2. 560 - Jaylen Franklin (121 games) - 2015-19
3. 397 - Jalone Friday (81 games) - 2016-19
4. 333 - Parker Wentz (93 games) - 2013-16
5. 239 - Austin Cooke (93 games) - 2013-16
6. 224 - Hayden Farquhar (123 games) - 2015-19
7. 204 - Zach WILLIAMS (50 games) - 2010-12
8. 203 - Payten Ricks (87 games) - 2016-19
9. 197 - Harrison Hawkins (47 games) - 2013-15
10. 175 - LaDarrien Williams (47 games) - 2013-15

### Field goals attempted

1. 1168 - Jaren Lewis (125 games) - 2015-19
2. 1081 - Jaylen Franklin (121 games) - 2015-19
3. 827 - Jalone Friday (81 games) - 2016-19
4. 741 - Parker Wentz (93 games) - 2013-16
5. 565 - Austin Cooke (93 games) - 2013-16
6. 511 - Zach WILLIAMS (50 games) - 2010-12
7. 501 - Payten Ricks (87 games) - 2016-19
8. 485 - Hayden Farquhar (123 games) - 2015-19
9. 471 - Harrison Hawkins (47 games) - 2013-15
10. 451 - LaDarrien Williams (47 games) - 2013-15

### Field goal percentage (min. 5 made)

1. .600 - Eric KIBI (66-110) - 2011-12
2. .554 - Duran Porter (155-280) - 2014-16
3. .553 - Jacob Lancaster (88-159) - 2013-14
4. .553 - Joe Pleasant (68-123) - 2018-19
5. .520 - Da-Juan COOPER (26-50) - 2011-12
6. .518 - Jaylen Franklin (560-1081) - 2015-19
7. .515 - Alek Milosavljevic (17-33) - 2013-14
8. .503 - Jaren Lewis (588-1168) - 2015-19
9. .503 - Giordan COLE (93-185) - 2010-11
10. .500 - Diamante Langston (9-18) - 2016-17

### 3-point field goals made

1. 210 - Parker Wentz (93 games) - 2013-16
2. 136 - Austin Cooke (93 games) - 2013-16
3. 116 - Payten Ricks (87 games) - 2016-19
4. 111 - Jalone Friday (81 games) - 2016-19
5. 92 - Hayden Farquhar (123 games) - 2015-19
6. 85 - Drake Green (116 games) - 2014-18
7. 82 - Harrison Hawkins (47 games) - 2013-15
8. 56 - B.J. Maxwell (72 games) - 2016-19
- 56 - Jaren Lewis (125 games) - 2015-19
10. 55 - Jovan Crnic (44 games) - 2015-17
- 55 - Isalah Tripp (114 games) - 2014-18

### 3-point field goals attempted

1. 480 - Parker Wentz (93 games) - 2013-16
2. 338 - Austin Cooke (93 games) - 2013-16
3. 301 - Payten Ricks (87 games) - 2016-19
4. 291 - Jalone Friday (81 games) - 2016-19
5. 257 - Hayden Farquhar (123 games) - 2015-19
6. 247 - Drake Green (116 games) - 2014-18
7. 218 - Harrison Hawkins (47 games) - 2013-15
8. 174 - Mack LANKFORD (27 games) - 2012-13
9. 159 - Jovan Crnic (44 games) - 2015-17
10. 156 - Jaren Lewis (125 games) - 2015-19

### 3-point FG percentage (min. 5 made)

1. .500 - Marcus NORMAN (7-14) - 2010-12
2. .438 - Parker Wentz (210-480) - 2013-16
3. .434 - Rafael Farley (33-76) - 2013-14
4. .421 - Clay Gayman (8-19) - 2018-19
5. .418 - Whitney WEST (41-98) - 2012-13
6. .403 - B.J. Maxwell (56-139) - 2016-19
7. .402 - Austin Cooke (136-338) - 2013-16
8. .402 - Antonio BELL (51-127) - 2011-12
9. .396 - Armani WILLIAMS (40-101) - 2011-12
10. .387 - Julian Edmonson (41-106) - 2013-14

### Free throws made

1. 331 - Jaren Lewis (125 games) - 2015-19
2. 296 - Jaylen Franklin (121 games) - 2015-19
3. 186 - Parker Wentz (93 games) - 2013-16
4. 180 - Jalone Friday (81 games) - 2016-19
5. 143 - Zach WILLIAMS (50 games) - 2010-12
6. 132 - Payten Ricks (87 games) - 2016-19
7. 126 - Austin Cooke (93 games) - 2013-16
8. 121 - Harrison Hawkins (47 games) - 2013-15
9. 105 - Tevin Foster (32 games) - 2017-18
10. 104 - LaDarrien Williams (47 games) - 2013-15

### Free throws attempted

1. 528 - Jaylen Franklin (121 games) - 2015-19
2. 444 - Jaren Lewis (125 games) - 2015-19
3. 234 - Jalone Friday (81 games) - 2016-19
4. 217 - Parker Wentz (93 games) - 2013-16
5. 206 - Zach WILLIAMS (50 games) - 2010-12
6. 170 - Payten Ricks (87 games) - 2016-19
7. 161 - Austin Cooke (93 games) - 2013-16
8. 148 - Harrison Hawkins (47 games) - 2013-15
9. 140 - Hayden Howell (92 games) - 2015-19
10. 135 - LaDarrien Williams (47 games) - 2013-15



## INDIVIDUAL CAREER RECORDS

### Free throw percentage (min. 5 made)

1. 1.000 - K.J. Maura (5-5) - 2014-15
- 1.000 - Cemetra JENKINS (5-5) - 2012-13
3. .915 - Marc LITTLE (43-47) - 2011-12
4. .897 - Kynzie NEWMAN (52-58) - 2012-13
5. .857 - Parker Wentz (186-217) - 2013-16
6. .833 - Damien Daniels (20-24) - 2018-19
7. .825 - James Pegues (47-57) - 2013-14
8. .818 - Harrison Hawkins (121-148) - 2013-15
9. .817 - Jalen Little (67-82) - 2014-16
10. .806 - Alex RICHMAN (25-31) - 2010-11

### Rebounds

1. 820 - Jaren Lewis (229o-591d) - 2015-19
2. 476 - Austin Cooke (138o-338d) - 2013-16
3. 464 - Jaylen Franklin (85o-379d) - 2015-19
4. 411 - Jalone Friday (104o-307d) - 2016-19
5. 304 - Hayden Farquhar (93o-211d) - 2015-19
6. 281 - Dosh SIMMS (115o-166d) - 2010-12
7. 219 - LaDarrien Williams (42o-177d) - 2013-15
- 219 - Hayden Howell (95o-124d) - 2015-19
9. 214 - B.J. Maxwell (77o-137d) - 2016-19
10. 208 - Ben WARTON (96o-112d) - 2010-12

### Rebounding average (min. 5 games)

1. 7.1 - Kelsey SMITH (28 games) - 2012-13
2. 6.6 - Jaren Lewis (125 games) - 2015-19
3. 5.9 - Renata MARQUEZ (28 games) - 2012-13
4. 5.7 - Eric KIBI (20 games) - 2011-12
5. 5.7 - Giordan COLE (26 games) - 2010-11
6. 5.3 - Dosh SIMMS (53 games) - 2010-12
7. 5.1 - Austin Cooke (93 games) - 2013-16
8. 5.1 - Jalone Friday (81 games) - 2016-19
9. 4.9 - Sadie DICKINSON (28 games) - 2012-13
10. 4.7 - LaDarrien Williams (47 games) - 2013-15

### Defensive rebounds

1. 591 - Jaren Lewis (229o-591d) - 2015-19
2. 379 - Jaylen Franklin (85o-379d) - 2015-19
3. 338 - Austin Cooke (138o-338d) - 2013-16
4. 307 - Jalone Friday (104o-307d) - 2016-19
5. 211 - Hayden Farquhar (93o-211d) - 2015-19
6. 177 - LaDarrien Williams (42o-177d) - 2013-15
7. 171 - Parker Wentz (17o-171d) - 2013-16
8. 167 - Kelsey SMITH (31o-167d) - 2012-13
9. 166 - Dosh SIMMS (115o-166d) - 2010-12
10. 153 - Payten Ricks (15o-153d) - 2016-19

### Defense rebound avg (min. 5 games)

1. 6.0 - Kelsey SMITH (28 games) - 2012-13
2. 4.7 - Jaren Lewis (125 games) - 2015-19
3. 3.8 - Jalone Friday (81 games) - 2016-19
4. 3.8 - LaDarrien Williams (47 games) - 2013-15
5. 3.7 - Renata MARQUEZ (28 games) - 2012-13
6. 3.6 - Austin Cooke (93 games) - 2013-16
7. 3.5 - Sadie DICKINSON (28 games) - 2012-13
8. 3.4 - Eric KIBI (20 games) - 2011-12
9. 3.2 - Jacob Lancaster (31 games) - 2013-14
10. 3.2 - Giordan COLE (26 games) - 2010-11

### Offensive rebounds

1. 229 - Jaren Lewis (229o-591d) - 2015-19
2. 138 - Austin Cooke (138o-338d) - 2013-16
3. 115 - Dosh SIMMS (115o-166d) - 2010-12
4. 104 - Jalone Friday (104o-307d) - 2016-19
5. 96 - Ben WARTON (96o-112d) - 2010-12
6. 95 - Hayden Howell (95o-124d) - 2015-19
7. 93 - Hayden Farquhar (93o-211d) - 2015-19
8. 85 - Jaylen Franklin (85o-379d) - 2015-19
9. 77 - B.J. Maxwell (77o-137d) - 2016-19
10. 67 - Duran Porter (67o-120d) - 2014-16

### Offense rebound avg (min. 5 games)

1. 2.5 - Giordan COLE (26 games) - 2010-11
2. 2.3 - Eric KIBI (20 games) - 2011-12
3. 2.2 - Renata MARQUEZ (28 games) - 2012-13
4. 2.2 - Dosh SIMMS (53 games) - 2010-12
5. 1.8 - Jaren Lewis (125 games) - 2015-19
6. 1.8 - Ben WARTON (54 games) - 2010-12
7. 1.5 - Austin Cooke (93 games) - 2013-16
8. 1.5 - Sadie DICKINSON (28 games) - 2012-13
9. 1.5 - Jacob Lancaster (31 games) - 2013-14
10. 1.3 - Jalone Friday (81 games) - 2016-19

### Assists

1. 503 - Jaylen Franklin - 2015-19
2. 250 - Jaren Lewis - 2015-19
3. 228 - Jalen Little - 2014-16
4. 157 - Parker Wentz - 2013-16
5. 143 - Payten Ricks - 2016-19
6. 124 - LaDarrien Williams - 2013-15
7. 118 - Jovan Crnic - 2015-17
8. 112 - Tevin Foster - 2017-18
9. 108 - Austin Cooke - 2013-16
10. 97 - Harrison Hawkins - 2013-15
- 97 - Isaiah Tripp - 2014-18

### Assists average (min. 5 games)

1. 4.2 - Jaylen Franklin (121 games) - 2015-19
2. 4.0 - Jalen Little (57 games) - 2014-16
3. 3.5 - Tevin Foster (32 games) - 2017-18
4. 3.3 - Preston DAVIS (26 games) - 2010-11
5. 2.7 - Antonio BELL (28 games) - 2011-12
6. 2.7 - Jovan Crnic (44 games) - 2015-17
7. 2.6 - Renata MARQUEZ (28 games) - 2012-13
8. 2.6 - LaDarrien Williams (47 games) - 2013-15
9. 2.5 - Marc LITTLE (28 games) - 2011-12
10. 2.4 - Mack LANKFORD (27 games) - 2012-13

### Blocked shots

1. 106 - Jalone Friday - 2016-19
2. 80 - Jaren Lewis - 2015-19
3. 60 - Kelsey SMITH - 2012-13
4. 40 - Duran Porter - 2014-16
5. 37 - Jacob Lancaster - 2013-14
6. 30 - Zach WILLIAMS - 2010-12
7. 29 - Hayden Howell - 2015-19
8. 25 - Jaylen Franklin - 2015-19
9. 23 - Kolton Kohl - 2016-19
- 23 - Hayden Farquhar - 2015-19
- 23 - B.J. Maxwell - 2016-19

## INDIVIDUAL CAREER RECORDS

### Blocked shots average (min. 5 games)

1. 2.1 - Kelsey SMITH (28 games) - 2012-13
2. 1.3 - Jalone Friday (81 games) - 2016-19
3. 1.2 - Jacob Lancaster (31 games) - 2013-14
4. 0.8 - Giordan COLE (26 games) - 2010-11
5. 0.6 - Duran Porter (62 games) - 2014-16
6. 0.6 - Jaren Lewis (125 games) - 2015-19
7. 0.6 - Zach WILLIAMS (50 games) - 2010-12
8. 0.5 - Emily MILLER (28 games) - 2012-13
9. 0.5 - Christian Albright (20 games) - 2014-15
10. 0.4 - Renata MARQUEZ (28 games) - 2012-13

### Steals

1. 218 - Jaylen Franklin - 2015-19
2. 190 - Jaren Lewis - 2015-19
3. 135 - Parker Wentz - 2013-16
4. 94 - Payten Ricks - 2016-19
5. 62 - Jalen Little - 2014-16
6. 61 - Austin Cooke - 2013-16
7. 60 - Preston DAVIS - 2010-11
8. 59 - Zach WILLIAMS - 2010-12
9. 54 - Dosh SIMMS - 2010-12
- 54 - Drake Green - 2014-18

### Steals average (min. 5 games)

1. 2.3 - Preston DAVIS (26 games) - 2010-11
2. 1.8 - Jaylen Franklin (121 games) - 2015-19
3. 1.8 - Mack LANKFORD (27 games) - 2012-13
4. 1.8 - Desmond WOODBERRY (25 games) - 2010-12
5. 1.5 - Renata MARQUEZ (28 games) - 2012-13
6. 1.5 - Jaren Lewis (125 games) - 2015-19
7. 1.5 - Tevin Foster (32 games) - 2017-18
8. 1.5 - Parker Wentz (93 games) - 2013-16
9. 1.3 - Giordan COLE (26 games) - 2010-11
10. 1.3 - Marc LITTLE (28 games) - 2011-12

### Games played

1. 125 - Jaren Lewis - 2015-19
2. 123 - Hayden Farquhar - 2015-19
3. 121 - Jaylen Franklin - 2015-19
4. 116 - Drake Green - 2014-18
5. 114 - Isaiah Tripp - 2014-18
6. 93 - Parker Wentz - 2013-16
- 93 - Austin Cooke - 2013-16
8. 92 - Hayden Howell - 2015-19
9. 88 - Trey Lenox - 2016-19
10. 87 - Payten Ricks - 2016-19

### Games started

1. 115 - Jaylen Franklin - 2015-19
2. 104 - Jaren Lewis - 2015-19
3. 88 - Parker Wentz - 2013-16
4. 82 - Austin Cooke - 2013-16
5. 62 - Jalone Friday - 2016-19
6. 55 - Payten Ricks - 2016-19
7. 53 - Jalen Little - 2014-16
8. 42 - Zach WILLIAMS - 2010-12
9. 37 - Riley Payne - 2013-15
10. 34 - Harrison Hawkins - 2013-15

### Minutes

1. 3863 - Jaylen Franklin - 2015-19
2. 3631 - Jaren Lewis - 2015-19
3. 2852 - Parker Wentz - 2013-16
4. 2391 - Austin Cooke - 2013-16
5. 2024 - Payten Ricks - 2016-19
6. 1780 - Jalone Friday - 2016-19
7. 1709 - Drake Green - 2014-18
8. 1540 - Jalen Little - 2014-16
9. 1507 - Isaiah Tripp - 2014-18
10. 1425 - Hayden Farquhar - 2015-19

### Minutes average

1. 32.4 - Tevin Foster (32 games) - 2017-18
2. 31.9 - Jaylen Franklin (121 games) - 2015-19
3. 30.9 - Kendall DURANT (28 games) - 2011-12
4. 30.7 - Parker Wentz (93 games) - 2013-16
5. 30.3 - Renata MARQUEZ (28 games) - 2012-13
6. 30.0 - Preston DAVIS (26 games) - 2010-11
7. 29.0 - Jaren Lewis (125 games) - 2015-19
8. 27.9 - Antonio BELL (28 games) - 2011-12
9. 27.8 - Zach WILLIAMS (50 games) - 2010-12
10. 27.0 - Jalen Little (57 games) - 2014-16

## INDIVIDUAL SEASON RECORDS

### Points

1. 486 - Jaylen Franklin (30 games) - 2015-16
2. 452 - Jaren Lewis (33 games) - 2018-19
3. 431 - Parker Wentz (31 games) - 2013-14
4. 427 - Jalone Friday (32 games) - 2017-18
5. 422 - Jaren Lewis (32 games) - 2017-18
6. 401 - Harrison Hawkins (31 games) - 2014-15
7. 397 - Jaren Lewis (29 games) - 2016-17
8. 395 - Tevin Foster (32 games) - 2017-18
9. 386 - Payten Ricks (33 games) - 2018-19
10. 382 - Mack LANKFORD (27 games) - 2012-13

### Scoring average (min. 5 games)

1. 16.2 - Jaylen Franklin (30 games) - 2015-16
2. 14.1 - Mack LANKFORD (27 games) - 2012-13
3. 13.9 - Parker Wentz (31 games) - 2013-14
4. 13.7 - Jalone Friday (26 games) - 2016-17
5. 13.7 - Jaren Lewis (33 games) - 2018-19
6. 13.7 - Jaren Lewis (29 games) - 2016-17
7. 13.3 - Jalone Friday (32 games) - 2017-18
8. 13.2 - Jaren Lewis (32 games) - 2017-18
9. 13.1 - Renata MARQUEZ (28 games) - 2012-13
10. 13.1 - Jalone Friday (23 games) - 2018-19

### Field goals made

1. 176 - Jaylen Franklin (30 games) - 2015-16
2. 171 - Jaren Lewis (33 games) - 2018-19
3. 161 - Jalone Friday (32 games) - 2017-18
4. 159 - Jaren Lewis (32 games) - 2017-18
5. 148 - Jaren Lewis (29 games) - 2016-17
6. 142 - Harrison Hawkins (31 games) - 2014-15
- 142 - Jaylen Franklin (32 games) - 2017-18
8. 136 - Parker Wentz (31 games) - 2013-14
9. 127 - Jaylen Franklin (33 games) - 2018-19
10. 123 - Renata MARQUEZ (28 games) - 2012-13
- 123 - Jalone Friday (26 games) - 2016-17

### Field goals attempted

1. 370 - Jaren Lewis (33 games) - 2018-19
2. 353 - Jalone Friday (32 games) - 2017-18
3. 343 - Jaylen Franklin (30 games) - 2015-16
4. 324 - Harrison Hawkins (31 games) - 2014-15
5. 298 - Mack LANKFORD (27 games) - 2012-13
6. 294 - Kendall DURANT (28 games) - 2011-12
7. 291 - Tevin Foster (32 games) - 2017-18
- 291 - Jaren Lewis (32 games) - 2017-18
9. 289 - Jaren Lewis (29 games) - 2016-17
10. 286 - Payten Ricks (33 games) - 2018-19

### Field goal percentage (min. 5 made)

1. .625 - Chase Cobb (5-8) - 2018-19
2. .600 - Eric KIBI (66-110) - 2011-12
3. .585 - Duran Porter (103-176) - 2015-16
4. .565 - Dosh SIMMS (61-108) - 2011-12
5. .557 - Jaylen Franklin (142-255) - 2017-18
6. .553 - Jacob Lancaster (88-159) - 2013-14
7. .553 - Joe Pleasant (68-123) - 2018-19
8. .548 - Ben WARTON (34-62) - 2011-12
9. .546 - Jaren Lewis (159-291) - 2017-18
10. .541 - Eric MILAM (53-98) - 2010-11

### 3-point field goals made

1. 80 - Payten Ricks (33 games) - 2018-19
2. 79 - Parker Wentz (31 games) - 2013-14
3. 69 - Parker Wentz (31 games) - 2015-16
4. 62 - Parker Wentz (31 games) - 2014-15
5. 57 - Harrison Hawkins (31 games) - 2014-15
6. 53 - Mack LANKFORD (27 games) - 2012-13
- 53 - Austin Cooke (31 games) - 2014-15
8. 51 - Antonio BELL (28 games) - 2011-12
9. 47 - Austin Cooke (31 games) - 2013-14
10. 46 - Jalone Friday (32 games) - 2017-18
- 46 - Tevin Foster (32 games) - 2017-18

### 3-point field goals attempted

1. 196 - Payten Ricks (33 games) - 2018-19
2. 178 - Parker Wentz (31 games) - 2013-14
3. 174 - Mack LANKFORD (27 games) - 2012-13
4. 156 - Harrison Hawkins (31 games) - 2014-15
5. 154 - Parker Wentz (31 games) - 2015-16
6. 148 - Parker Wentz (31 games) - 2014-15
7. 145 - Tevin Foster (32 games) - 2017-18
8. 135 - Jalone Friday (32 games) - 2017-18
9. 127 - Antonio BELL (28 games) - 2011-12
10. 126 - Kynzie NEWMAN (28 games) - 2012-13

### 3-point FG percentage (min. 5 made)

1. .500 - Marcus NORMAN (7-14) - 2011-12
- .500 - Isaiah Tripp (5-10) - 2014-15
3. .462 - Hayden Farquhar (36-78) - 2016-17
4. .458 - B.J. Maxwell (11-24) - 2016-17
5. .456 - Jalone Friday (36-79) - 2016-17
6. .448 - Parker Wentz (69-154) - 2015-16
7. .444 - Jaylen Franklin (8-18) - 2018-19
- .444 - Trey Lenox (16-36) - 2018-19
9. .444 - Parker Wentz (79-178) - 2013-14
10. .434 - Rafael Farley (33-76) - 2013-14

### Free throws made

1. 126 - Jaylen Franklin (30 games) - 2015-16
2. 105 - Tevin Foster (32 games) - 2017-18
3. 97 - Jaren Lewis (33 games) - 2018-19
4. 95 - Antonio BELL (28 games) - 2011-12
5. 91 - Jaren Lewis (32 games) - 2017-18
6. 90 - Jaren Lewis (29 games) - 2016-17
7. 89 - Renata MARQUEZ (28 games) - 2012-13
- 89 - Julian Edmonson (30 games) - 2013-14
9. 85 - Mack LANKFORD (27 games) - 2012-13
10. 80 - Parker Wentz (31 games) - 2013-14
- 80 - Parker Wentz (31 games) - 2014-15

### Free throws attempted

1. 206 - Jaylen Franklin (30 games) - 2015-16
2. 131 - Jaren Lewis (33 games) - 2018-19
- 131 - Tevin Foster (32 games) - 2017-18
4. 126 - Antonio BELL (28 games) - 2011-12
5. 125 - Jaren Lewis (29 games) - 2016-17
- 125 - Jaylen Franklin (33 games) - 2018-19
7. 120 - Julian Edmonson (30 games) - 2013-14
8. 115 - Mack LANKFORD (27 games) - 2012-13
- 115 - Jaren Lewis (32 games) - 2017-18
10. 111 - Renata MARQUEZ (28 games) - 2012-13

## INDIVIDUAL SEASON RECORDS

### Free throw percentage (min. 5 made)

- 1.000 - Cemetra JENKINS (5-5) - 2012-13
- 1.000 - K.J. Maura (5-5) - 2014-15
- 1.000 - Trey Lenox (10-10) - 2018-19
- 1.000 - Drake Green (9-9) - 2016-17
- .915 - Marc LITTLE (43-47) - 2011-12
- .897 - Kynzie NEWMAN (52-58) - 2012-13
- .870 - Parker Wentz (80-92) - 2013-14
- .857 - Drake Green (6-7) - 2017-18
- .853 - B.J. Maxwell (29-34) - 2018-19
- .851 - Parker Wentz (80-94) - 2014-15

### Rebounds

- 247 - Jaren Lewis (79o-168d) - 2017-18
- 203 - Jaren Lewis (75o-128d) - 2018-19
- 198 - Kelsey SMITH (31o-167d) - 2012-13
- 190 - Jaren Lewis (39o-151d) - 2016-17
- 187 - Austin Cooke (45o-142d) - 2014-15
- 180 - Jaren Lewis (36o-144d) - 2015-16
- 177 - Austin Cooke (54o-123d) - 2013-14
- 165 - Renata MARQUEZ (62o-103d) - 2012-13
- 162 - Jalone Friday (38o-124d) - 2017-18
- 161 - Dosh SIMMS (73o-88d) - 2011-12

### Rebounding average (min. 5 games)

- 7.7 - Jaren Lewis (32 games) - 2017-18
- 7.1 - Kelsey SMITH (28 games) - 2012-13
- 6.6 - Jaren Lewis (29 games) - 2016-17
- 6.2 - Jaren Lewis (33 games) - 2018-19
- 6.0 - Austin Cooke (31 games) - 2014-15
- 5.9 - Renata MARQUEZ (28 games) - 2012-13
- 5.8 - Jaren Lewis (31 games) - 2015-16
- 5.8 - Dosh SIMMS (28 games) - 2011-12
- 5.7 - Austin Cooke (31 games) - 2013-14
- 5.7 - Eric KIBI (20 games) - 2011-12

### Defensive rebounds

- 168 - Jaren Lewis (79o-168d) - 2017-18
- 167 - Kelsey SMITH (31o-167d) - 2012-13
- 151 - Jaren Lewis (39o-151d) - 2016-17
- 144 - Jaren Lewis (36o-144d) - 2015-16
- 142 - Austin Cooke (45o-142d) - 2014-15
- 128 - Jaren Lewis (75o-128d) - 2018-19
- 124 - Jalone Friday (38o-124d) - 2017-18
- 123 - Austin Cooke (54o-123d) - 2013-14
- 111 - Jaylen Franklin (15o-111d) - 2018-19
- 105 - LaDarrien Williams (30o-105d) - 2014-15

### Defense rebound avg (min. 5 games)

- 6.0 - Kelsey SMITH (28 games) - 2012-13
- 5.3 - Jaren Lewis (32 games) - 2017-18
- 5.2 - Jaren Lewis (29 games) - 2016-17
- 4.6 - Jaren Lewis (31 games) - 2015-16
- 4.6 - Austin Cooke (31 games) - 2014-15
- 4.5 - LaDarrien Williams (16 games) - 2013-14
- 4.0 - Austin Cooke (31 games) - 2013-14
- 3.9 - Jalone Friday (26 games) - 2016-17
- 3.9 - Jaren Lewis (33 games) - 2018-19
- 3.9 - Jalone Friday (32 games) - 2017-18

### Offensive rebounds

- 79 - Jaren Lewis (79o-168d) - 2017-18
- 75 - Jaren Lewis (75o-128d) - 2018-19
- 73 - Dosh SIMMS (73o-88d) - 2011-12
- 64 - Giordan COLE (64o-83d) - 2010-11
- 62 - Renata MARQUEZ (62o-103d) - 2012-13
- 54 - Austin Cooke (54o-123d) - 2013-14
- 50 - Ben WARTON (50o-77d) - 2010-11
- 46 - Ben WARTON (46o-35d) - 2011-12
- 46 - Eric KIBI (46o-68d) - 2011-12
- 45 - Jacob Lancaster (45o-99d) - 2013-14
- 45 - Austin Cooke (45o-142d) - 2014-15

### Offense rebound avg (min. 5 games)

- 2.6 - Dosh SIMMS (28 games) - 2011-12
- 2.5 - Jaren Lewis (32 games) - 2017-18
- 2.5 - Giordan COLE (26 games) - 2010-11
- 2.3 - Eric KIBI (20 games) - 2011-12
- 2.3 - Jaren Lewis (33 games) - 2018-19
- 2.2 - Renata MARQUEZ (28 games) - 2012-13
- 1.9 - Ben WARTON (26 games) - 2010-11
- 1.7 - Austin Cooke (31 games) - 2013-14
- 1.7 - Dosh SIMMS (25 games) - 2010-11
- 1.6 - Ben WARTON (28 games) - 2011-12

### Assists

- 163 - Jaylen Franklin - 2018-19
- 143 - Jaylen Franklin - 2017-18
- 116 - Jalen Little - 2015-16
- 115 - Jaylen Franklin - 2016-17
- 112 - Tevin Foster - 2017-18
- 112 - Jalen Little - 2014-15
- 90 - Jaren Lewis - 2018-19
- 86 - Parker Wentz - 2013-14
- 85 - Preston DAVIS - 2010-11
- 82 - Jaylen Franklin - 2015-16

### Assists average (min. 5 games)

- 4.9 - Jaylen Franklin (33 games) - 2018-19
- 4.5 - Jaylen Franklin (32 games) - 2017-18
- 4.5 - Jalen Little (26 games) - 2015-16
- 4.4 - Jaylen Franklin (26 games) - 2016-17
- 3.9 - LaDarrien Williams (16 games) - 2013-14
- 3.6 - Jalen Little (31 games) - 2014-15
- 3.5 - Tevin Foster (32 games) - 2017-18
- 3.3 - Preston DAVIS (26 games) - 2010-11
- 3.2 - Harrison Hawkins (16 games) - 2013-14
- 3.1 - Jovan Crnic (13 games) - 2016-17

### Blocked shots

- 60 - Kelsey SMITH - 2012-13
- 50 - Jalone Friday - 2017-18
- 37 - Jacob Lancaster - 2013-14
- 34 - Jalone Friday - 2016-17
- 30 - Jaren Lewis - 2017-18
- 27 - Duran Porter - 2015-16
- 22 - Jalone Friday - 2018-19
- 20 - Giordan COLE - 2010-11
- 20 - Jaren Lewis - 2018-19
- 20 - Zach WILLIAMS - 2011-12

## INDIVIDUAL SEASON RECORDS

### Blocked shots average (min. 5 games)

1. 2.1 - Kelsey SMITH (28 games) - 2012-13
2. 1.6 - Jalone Friday (32 games) - 2017-18
3. 1.3 - Jalone Friday (26 games) - 2016-17
4. 1.2 - Jacob Lancaster (31 games) - 2013-14
5. 1.0 - Jalone Friday (23 games) - 2016-19
6. 0.9 - Jaren Lewis (32 games) - 2017-18
7. 0.9 - Duran Porter (31 games) - 2015-16
8. 0.8 - Giordan COLE (26 games) - 2010-11
9. 0.7 - Zach WILLIAMS (28 games) - 2011-12
10. 0.6 - Jaren Lewis (33 games) - 2018-19

### Steals

1. 60 - Preston DAVIS - 2010-11
2. 59 - Jaylen Franklin - 2017-18  
59 - Jaylen Franklin - 2018-19
4. 54 - Payten Ricks - 2018-19
5. 53 - Jaren Lewis - 2018-19  
53 - Jaren Lewis - 2016-17
7. 52 - Jaylen Franklin - 2015-16
8. 50 - Jaren Lewis - 2017-18  
50 - Parker Wentz - 2013-14
10. 48 - Parker Wentz - 2014-15  
48 - Mack LANKFORD - 2012-13  
48 - Jaylen Franklin - 2016-17

### Steals average (min. 5 games)

1. 2.3 - Preston DAVIS (26 games) - 2010-11
2. 1.9 - Desmond WOODBERRY (19 games) - 2010-11
3. 1.8 - Jaylen Franklin (26 games) - 2016-17
4. 1.8 - Jaylen Franklin (32 games) - 2017-18
5. 1.8 - Jaren Lewis (29 games) - 2016-17
6. 1.8 - Jaylen Franklin (33 games) - 2018-19
7. 1.8 - Mack LANKFORD (27 games) - 2012-13
8. 1.7 - Jaylen Franklin (30 games) - 2015-16
9. 1.6 - Payten Ricks (33 games) - 2018-19
10. 1.6 - Parker Wentz (31 games) - 2013-14

### Games played

1. 33 - Jaylen Franklin - 2018-19  
33 - Payten Ricks - 2018-19  
33 - Hayden Farquhar - 2018-19  
33 - Joe Pleasant - 2018-19  
33 - Jaren Lewis - 2018-19  
33 - Damien Daniels - 2018-19  
33 - Trey Lenox - 2018-19
8. 32 - Tevin Foster - 2017-18  
32 - Jaren Lewis - 2017-18  
32 - Jalone Friday - 2017-18  
32 - Jaylen Franklin - 2017-18  
32 - Drake Green - 2017-18  
32 - Hayden Howell - 2017-18

### Games started

1. 33 - Jaylen Franklin - 2018-19  
33 - Payten Ricks - 2018-19  
33 - Jaren Lewis - 2018-19
4. 32 - Jaylen Franklin - 2017-18  
32 - Jaren Lewis - 2017-18
6. 31 - Austin Cooke - 2013-14  
31 - Austin Cooke - 2014-15  
31 - Parker Wentz - 2014-15
9. 30 - Jalen Little - 2014-15  
30 - Tevin Foster - 2017-18  
30 - Duran Porter - 2015-16

### Minutes

1. 1062 - Payten Ricks - 2018-19
2. 1057 - Jaylen Franklin - 2018-19
3. 1040 - Parker Wentz - 2013-14
4. 1037 - Tevin Foster - 2017-18
5. 1027 - Jaylen Franklin - 2017-18
6. 1021 - Jaren Lewis - 2018-19
7. 998 - Jaren Lewis - 2017-18
8. 939 - Jaren Lewis - 2016-17
9. 918 - Parker Wentz - 2015-16
10. 914 - Austin Cooke - 2013-14

### Minutes average

1. 34.5 - Jaylen Franklin (26 games) - 2016-17
2. 33.5 - Parker Wentz (31 games) - 2013-14
3. 32.4 - Tevin Foster (32 games) - 2017-18
4. 32.4 - Jaren Lewis (29 games) - 2016-17
5. 32.2 - Payten Ricks (33 games) - 2018-19
6. 32.1 - Jaylen Franklin (32 games) - 2017-18
7. 32.0 - Jaylen Franklin (33 games) - 2018-19
8. 31.2 - Jaren Lewis (32 games) - 2017-18
9. 30.9 - Jaren Lewis (33 games) - 2018-19
10. 30.9 - Kendall DURANT (28 games) - 2011-12

## INDIVIDUAL GAME RECORDS

### Most points

1. 35 - LANKFORD, Mack; SOSU; 12/20/2010
2. 33 - Edmonson, Julian; Southwestern Adventi; 2/22/2014  
33 - Hawkins, Harrison; at Lamar; 1/31/2015
4. 32 - LANKFORD, Mack; A&M-C; 12/4/2010  
32 - SMITH, Kelsey; UT-Permian Basin; 11/16/2010
6. 31 - Hawkins, Harrison; at Northwestern State; 1/13/2015  
31 - LANKFORD, Mack; ENMU; 1/29/2011  
31 - Wentz, Parker; Duquense; 11/22/2014
9. 30 - Williams, LaDarrien; at Southeastern La.; 1/11/2014
10. 29 - Franklin, Jaylen; McNeese State; 1/19/2016  
29 - Hawkins, Harrison; at Southeastern La.; 1/11/2014  
29 - Wentz, Parker; at Northwestern State; 1/13/2015

### Field goals made

1. 15 - SMITH, Kelsey; UT-Permian Basin; 11/16/2010
2. 14 - LANKFORD, Mack; A&M-C; 12/4/2010
3. 12 - Edmonson, Julian; Southwestern Adventi; 2/22/2014  
12 - Friday, Jalone; at UIW; 1/26/2017
5. 11 - Franklin, Jaylen; McNeese State; 1/19/2016  
11 - Hawkins, Harrison; at Northwestern State; 1/13/2015  
11 - Hawkins, Harrison; at Lamar; 1/31/2015  
11 - LANKFORD, Mack; SOSU; 12/20/2010
9. 10 - Edmonson, Julian; Dallas Christian; 2/15/2014  
10 - FRIDAY, Jalone; at HBU; 1/10/2018  
10 - FRIDAY, Jalone; Randall; 11/10/2017  
10 - Franklin, Jaylen; UNO; 2/27/2016  
10 - Franklin, Jaylen; Arkansas St.; 11/9/2018  
10 - Franklin, Jaylen; at Sacramento State; 12/17/2016  
10 - Franklin, Jaylen; at Drake; 12/22/2015  
10 - Friday, Jalone; at HBU; 1/10/2018  
10 - Friday, Jalone; Randall; 11/10/2017  
10 - Friday, Jalone; at Pacific; 11/23/2018  
10 - LANKFORD, Mack; ENMU; 1/29/2011  
10 - Lewis, Jaren; at HBU; 3/4/2017  
10 - Lewis, Jaren; vs New Orleans; 3/16/2019  
10 - Wentz, Parker; at Northwestern State; 1/13/2015

### Field goals attempted

1. 26 - Williams, LaDarrien; at Southeastern La.; 1/11/2014
2. 22 - LANKFORD, Mack; at ENMU; 2/19/2011  
22 - LANKFORD, Mack; A&M-C; 12/4/2010
4. 21 - SMITH, Kelsey; UT-Permian Basin; 11/16/2010
5. 20 - Hawkins, Harrison; at Northwestern State; 1/13/2015  
20 - LANKFORD, Mack; at Southwestern Oklahoma; 1/6/2011  
20 - LANKFORD, Mack; SOSU; 12/20/2010
8. 19 - Foster, Tevin; at Drake; 3/12/2018  
19 - Franklin, Jaylen; Houston Baptist; 2/2/2016  
19 - Franklin, Jaylen; at Central Arkansas; 1/2/2016  
19 - Franklin, Jaylen; at Drake; 12/22/2015  
19 - LANKFORD, Mack; TARLETON; 1/11/2011  
19 - LANKFORD, Mack; at Angelo State; 2/5/2011  
19 - LANKFORD, Mack; ENMU; 1/29/2011  
19 - SMITH, Kelsey; Angelo State; 2/7/2011  
19 - SMITH, Kelsey; Incarnate Word; 2/15/2011

### Field goal percentage (8 made)

1. .889 - Farquhar, Hayden; at SFA; 1/23/2019 (8-9)  
.889 - Lewis, Jaren; Arlington Baptist; 11/6/2018 (8-9)
3. .833 - Franklin, Jaylen; Arkansas St.; 11/9/2018 (10-12)
4. .818 - Franklin, Jaylen; at Stephen F. Austin; 1/16/2016 (9-11)  
.818 - Franklin, Jaylen; Texas A&M-Corpus Christi; 2/22/2018 (9-11)  
.818 - SMITH, Kelsey; ECU; 12/18/2010 (9-11)
7. .800 - Lewis, Jaren; University of the Southw; 11/13/2015 (8-10)  
.800 - Wentz, Parker; Dallas Christian; 2/15/2014 (8-10)
9. .769 - Franklin, Jaylen; UNO; 2/27/2016 (10-13)
10. .750 - Lewis, Jaren; at Charleston Southern; 12/3/2016 (9-12)

### 3-point field goals made

1. 8 - Edmonson, Julian; Southwestern Adventi; 2/22/2014
2. 7 - Wentz, Parker; at Northwestern State; 1/13/2015
3. 6 - Farley, Rafael; at Northwestern State; 2/1/2014  
6 - LANKFORD, Mack; at ENMU; 2/19/2011  
6 - LANKFORD, Mack; ENMU; 1/29/2011  
6 - Wentz, Parker; Dallas Christian; 2/15/2014  
6 - Wentz, Parker; Southwestern Adventi; 2/22/2014  
6 - Wentz, Parker; vs Northern New Mexico; 11/23/2013
9. 5 - Edmonson, Julian; Dallas Christian; 2/15/2014  
5 - FRIDAY, Jalone; Arlington Baptist; 12/19/2017  
5 - Farley, Rafael; Southwestern Adventi; 2/22/2014  
5 - Friday, Jalone; Arlington Baptist; 12/19/2017  
5 - GREEN, Drake; Arlington Baptist; 12/19/2017  
5 - Green, Drake; Arlington Baptist; 12/19/2017  
5 - Hawkins, Harrison; at Northwestern State; 1/13/2015  
5 - LANKFORD, Mack; SOSU; 12/20/2010  
5 - Ricks, Payten; A&M-Corpus Christi; 1/30/2019  
5 - Ricks, Payten; vs Southeastern; 3/15/2019  
5 - Ricks, Payten; at Sam Houston State; 1/5/2019  
5 - Ricks, Payten; at McNeese; 1/9/2019  
5 - Ricks, Payten; at Denver; 11/15/2018  
5 - Wentz, Parker; at Nicholls; 1/9/2016  
5 - Wentz, Parker; at Northwestern State; 2/1/2014  
5 - Wentz, Parker; Houston Baptist; 2/2/2016  
5 - Wentz, Parker; at Colorado State; 11/24/2015  
5 - Wentz, Parker; vs West Alabama; 11/29/2013  
5 - Wentz, Parker; Open Bible College; 12/30/2013

### 3-point field goals attempted

1. 14 - LANKFORD, Mack; at ENMU; 2/19/2011
2. 12 - Edmonson, Julian; Southwestern Adventi; 2/22/2014  
12 - Wentz, Parker; Southwestern Adventi; 2/22/2014  
12 - Wentz, Parker; Bacone College; 12/17/2013
5. 11 - Cooke, Austin; at Colorado State; 11/24/2015  
11 - Hawkins, Harrison; UIW; 1/24/2015  
11 - LANKFORD, Mack; ENMU; 1/29/2011  
11 - Ricks, Payten; at A&M-Corpus Christi; 2/27/2019  
11 - Wentz, Parker; vs Northern New Mexico; 11/23/2013
10. 10 - Edmonson, Julian; Dallas Christian; 2/15/2014  
10 - Green, Drake; UIW; 2/10/2018  
10 - Hawkins, Harrison; at Northwestern State; 1/13/2015  
10 - Ricks, Payten; vs Southeastern; 3/15/2019  
10 - WHITAKER, Autumn; ENMU; 1/29/2011  
10 - Wentz, Parker; at New Orleans; 1/9/2014  
10 - Wentz, Parker; at Northwestern State; 2/1/2014  
10 - Wentz, Parker; vs West Alabama; 11/29/2013



## INDIVIDUAL GAME RECORDS

### 3-point FG percentage (6 made)

- .778 - Wentz, Parker; at Northwestern State; 1/13/2015 (7-9)
- .750 - Farley, Rafael; at Northwestern State; 2/1/2014 (6-8)  
.750 - Wentz, Parker; Dallas Christian; 2/15/2014 (6-8)
- .667 - Edmonson, Julian; Southwestern Adventi; 2/22/2014 (8-12)
- .545 - LANKFORD, Mack; ENMU; 1/29/2011 (6-11)  
.545 - Wentz, Parker; vs Northern New Mexico; 11/23/2013 (6-11)
- .500 - Wentz, Parker; Southwestern Adventi; 2/22/2014 (6-12)
- .429 - LANKFORD, Mack; at ENMU; 2/19/2011 (6-14)

### Free throws made

- 13 - Foster, Tevin; at UIW; 3/3/2018
- 12 - Franklin, Jaylen; Northwestern State; 1/12/2016
- 11 - Franklin, Jaylen; Southeastern La.; 2/21/2016  
11 - Hawkins, Harrison; at Duquesne; 11/9/2013  
11 - Wentz, Parker; Duquesne; 11/22/2014
- 10 - Daniels, Damien; vs Southeastern; 3/15/2019  
10 - Edmonson, Julian; Oral Roberts; 1/16/2014  
10 - Friday, Jalone; at McNeese; 2/16/2017  
10 - Hawkins, Harrison; at Southeastern La.; 1/11/2014  
10 - Hawkins, Harrison; vs West Alabama; 11/29/2013  
10 - Wentz, Parker; Houston Baptist; 2/6/2014  
10 - Williams, LaDarrien; at Southeastern La.; 1/11/2014

### Free throws attempted

- 16 - Franklin, Jaylen; Northwestern State; 1/12/2016
- 14 - Foster, Tevin; at UIW; 3/3/2018  
14 - Franklin, Jaylen; Lamar; 1/30/2016  
14 - Franklin, Jaylen; Southeastern La.; 2/21/2016  
14 - LANKFORD, Mack; West Texas A&M; 2/9/2011  
14 - Williams, LaDarrien; at Southeastern La.; 1/11/2014
- 13 - Crnic, Jovan; at New Hampshire; 11/17/2016  
13 - Franklin, Jaylen; UNO; 2/27/2016  
13 - Franklin, Jaylen; Texas A&M-Corpus Christi; 3/5/2016  
13 - Hawkins, Harrison; at Southeastern La.; 1/11/2014  
13 - Hawkins, Harrison; vs West Alabama; 11/29/2013

### Free throw percentage (6 made)

- 1.000 - Cooke, Austin; Central Arkansas; 1/4/2015 (8-8)  
1.000 - Cooke, Austin; Southeastern La.; 2/21/2016 (8-8)  
1.000 - Daniels, Damien; vs Southeastern; 3/15/2019 (10-10)  
1.000 - Edmonson, Julian; Oral Roberts; 1/16/2014 (10-10)  
1.000 - FOSTER, Tevin; McNeese; 1/3/2018 (6-6)  
1.000 - FRIDAY, Jalone; at Texas A&M-Corpus Chri; 1/24/2018 (6-6)  
1.000 - Foster, Tevin; McNeese; 1/3/2018 (6-6)  
1.000 - Friday, Jalone; Lamar; 1/14/2017 (6-6)  
1.000 - Friday, Jalone; at Texas A&M-Corpus Chri; 1/24/2018 (6-6)  
1.000 - Friday, Jalone; Northern N.M.; 12/10/2016 (6-6)  
1.000 - Hawkins, Harrison; at New Orleans; 1/9/2014 (6-6)  
1.000 - Hawkins, Harrison; at UIW; 3/5/2015 (6-6)  
1.000 - Hawkins, Harrison; at TCU; 11/19/2013 (8-8)  
1.000 - LANKFORD, Mack; at Angelo State; 2/5/2011 (8-8)  
1.000 - Lenox, Trey; CAMPBELL; 12/4/2018 (6-6)  
1.000 - Lewis, Jaren; Sam Houston St.; 2/4/2017 (8-8)  
1.000 - Lewis, Jaren; vs Oakland; 11/28/2015 (6-6)  
1.000 - Little, Jalen; UNO; 2/27/2016 (7-7)  
1.000 - MARQUEZ, Renata; TWU; 12/2/2010 (7-7)  
1.000 - Maxwell, B.J.; Northwestern St.; 1/19/2019 (6-6)  
1.000 - Pegues, James; Open Bible College; 12/30/2013 (6-6)  
1.000 - RICKS, Payten; at Texas A&M-Corpus Chri; 1/24/2018 (6-6)  
1.000 - Ricks, Payten; at Texas A&M-Corpus Chri; 1/24/2018 (6-6)  
1.000 - SMITH, Kelsey; Angelo State; 2/7/2011 (6-6)  
1.000 - Tripp, Isaiah; Northwestern State; 1/12/2016 (6-6)

- 1.000 - Tripp, Isaiah; Sam Houston St.; 2/4/2017 (8-8)
- 1.000 - Wentz, Parker; at Incarnate Word; 2/13/2014 (6-6)
- 1.000 - Wentz, Parker; at McNeese State; 3/1/2014 (6-6)

### Most rebounds

- 20 - Lewis, Jaren; Nicholls; 2/7/2018
- 17 - Lewis, Jaren; UIW; 2/10/2018
- 16 - SMITH, Kelsey; at TAMUK; 2/12/2011  
16 - SMITH, Kelsey; UT-Permian Basin; 11/16/2010
- 15 - Lancaster, Jacob; Hillsdale Free Will; 12/3/2013  
15 - Lewis, Jaren; Arkansas St.; 11/9/2018  
15 - SMITH, Kelsey; vs Northeastern State (O); 3/2/2011
- 13 - Cooke, Austin; at Southeastern La.; 2/21/2015  
13 - Cooke, Austin; University of the Southw; 11/13/2015  
13 - Lancaster, Jacob; Dallas Christian; 2/15/2014  
13 - Lewis, Jaren; Northwestern State; 1/12/2016  
13 - Lewis, Jaren; at Drake; 3/12/2018  
13 - SMITH, Kelsey; ECU; 12/18/2010

### Most assists

- 11 - Little, Jalen; Northwestern State; 1/12/2016  
11 - Little, Jalen; HBU; 3/3/2015
- 10 - Franklin, Jaylen; SFA; 3/5/2019  
10 - Franklin, Jaylen; at McNeese; 2/16/2017  
10 - Little, Jalen; at Colorado State; 11/24/2015  
10 - Wentz, Parker; Southwestern Adventi; 2/22/2014
- 9 - FOSTER, Tevin; Lamar; 1/31/2018  
9 - Foster, Tevin; Lamar; 1/31/2018  
9 - Lewis, Jaren; Incarnate Word; 3/9/2018  
9 - WHITAKER, Autumn; at Incarnate Word; 1/26/2011

### Most steals

- 7 - Ricks, Payten; CAMPBELL; 12/4/2018
- 6 - Franklin, Jaylen; McNeese State; 1/19/2016  
6 - Franklin, Jaylen; A&M-Corpus Christi; 1/30/2019  
6 - LANKFORD, Mack; West Texas A&M; 2/9/2011  
6 - Lewis, Jaren; at A&M-Corpus Christi; 2/27/2019
- 5 - Daniels, Damien; vs New Orleans; 3/16/2019  
5 - FOSTER, Tevin; Schreiner; 12/2/2017  
5 - Foster, Tevin; Schreiner; 12/2/2017  
5 - Franklin, Jaylen; Lamar; 1/30/2016  
5 - LANKFORD, Mack; at St. Mary's (Texas); 11/23/2010  
5 - LANKFORD, Mack; A&M-C; 12/4/2010  
5 - LENOX, Trey; at Lipscomb; 12/17/2017  
5 - LEWIS, Jaren; Arlington Baptist; 12/19/2017  
5 - Lenox, Trey; at Lipscomb; 12/17/2017  
5 - Lewis, Jaren; Arlington Baptist; 12/19/2017  
5 - Wentz, Parker; Southwestern Adventi; 2/22/2014  
5 - Wentz, Parker; Incarnate Word; 3/8/2014  
5 - Wentz, Parker; vs Florida A&M; 11/27/2015

### Most blocked shots

- 7 - FRIDAY, Jalone; Sam Houston State; 12/30/2017  
7 - Friday, Jalone; Sam Houston State; 12/30/2017
- 5 - FRIDAY, Jalone; Texas State; 12/9/2017  
5 - Friday, Jalone; at Drake; 3/12/2018  
5 - Friday, Jalone; at Southeast Missouri; 12/21/2018  
5 - Friday, Jalone; Texas State; 12/9/2017  
5 - Lancaster, Jacob; Bacone College; 12/17/2013
- 4 - LEWIS, Jaren; Stephen F. Austin; 1/17/2018  
4 - Lancaster, Jacob; vs Western New Mexico U; 11/22/2013  
4 - Lancaster, Jacob; Hillsdale Free Will; 12/3/2013  
4 - Lewis, Jaren; Stephen F. Austin; 1/17/2018  
4 - Lewis, Jaren; SFA; 3/5/2019



## TEAM SEASON RECORDS

### Points

1. 2458 (33 games) - 2018-19
2. 2359 (32 games) - 2017-18
3. 2214 (31 games) - 2013-14
4. 2209 (31 games) - 2015-16
5. 2095 (28 games) - 2012-13
6. 2009 (29 games) - 2016-17
7. 2002 (28 games) - 2011-12
8. 1976 (31 games) - 2014-15
9. 1794 (26 games) - 2010-11

### Scoring average

1. 74.8 (28 games) - 2012-13
2. 74.5 (33 games) - 2018-19
3. 73.7 (32 games) - 2017-18
4. 71.5 (28 games) - 2011-12
5. 71.4 (31 games) - 2013-14
6. 71.3 (31 games) - 2015-16
7. 69.3 (29 games) - 2016-17
8. 69.0 (26 games) - 2010-11
9. 63.7 (31 games) - 2014-15

### Field goals made

1. 880 (33 games) - 2018-19
2. 870 (32 games) - 2017-18
3. 771 (31 games) - 2015-16
4. 737 (31 games) - 2013-14
5. 721 (29 games) - 2016-17
6. 703 (28 games) - 2011-12
7. 695 (31 games) - 2014-15
8. 688 (28 games) - 2012-13
9. 618 (26 games) - 2010-11

### Field goals attempted

1. 1874 (32 games) - 2017-18
2. 1858 (33 games) - 2018-19
3. 1704 (31 games) - 2015-16
4. 1684 (31 games) - 2014-15
5. 1664 (31 games) - 2013-14
6. 1644 (28 games) - 2012-13
7. 1567 (28 games) - 2011-12
8. 1555 (29 games) - 2016-17
9. 1452 (26 games) - 2010-11

### Field goal percentage

1. .474 (880-1858) - 2018-19
2. .464 (870-1874) - 2017-18
3. .464 (721-1555) - 2016-17
4. .452 (771-1704) - 2015-16
5. .449 (703-1567) - 2011-12
6. .443 (737-1664) - 2013-14
7. .426 (618-1452) - 2010-11
8. .418 (688-1644) - 2012-13
9. .413 (695-1684) - 2014-15

### 3-point field goals made

1. 246 (33 games) - 2018-19
2. 241 (31 games) - 2013-14
3. 236 (28 games) - 2012-13
4. 232 (31 games) - 2014-15
5. 213 (32 games) - 2017-18
6. 209 (31 games) - 2015-16
7. 207 (29 games) - 2016-17
8. 182 (28 games) - 2011-12
9. 118 (26 games) - 2010-11

### 3-point field goals attempted

1. 712 (28 games) - 2012-13
2. 656 (32 games) - 2017-18
3. 637 (33 games) - 2018-19
4. 610 (31 games) - 2014-15
5. 600 (31 games) - 2013-14
6. 570 (31 games) - 2015-16
7. 550 (29 games) - 2016-17
8. 502 (28 games) - 2011-12
9. 381 (26 games) - 2010-11

### 3-point FG percentage

1. .402 (241-600) - 2013-14
2. .386 (246-637) - 2018-19
3. .380 (232-610) - 2014-15
4. .376 (207-550) - 2016-17
5. .367 (209-570) - 2015-16
6. .363 (182-502) - 2011-12
7. .331 (236-712) - 2012-13
8. .325 (213-656) - 2017-18
9. .310 (118-381) - 2010-11

### Free throws made

1. 499 (31 games) - 2013-14
2. 483 (28 games) - 2012-13
3. 458 (31 games) - 2015-16
4. 452 (33 games) - 2018-19
5. 440 (26 games) - 2010-11
6. 414 (28 games) - 2011-12
7. 406 (32 games) - 2017-18
8. 360 (29 games) - 2016-17
9. 354 (31 games) - 2014-15

### Free throws attempted

1. 671 (26 games) - 2010-11
2. 666 (31 games) - 2013-14
3. 653 (31 games) - 2015-16
4. 652 (28 games) - 2012-13
5. 632 (33 games) - 2018-19
6. 592 (28 games) - 2011-12
7. 579 (32 games) - 2017-18
8. 544 (29 games) - 2016-17
9. 487 (31 games) - 2014-15



## INDIVIDUAL CAREER RECORDS

### Free throw percentage (min. 5 made)

1. 1.000 - K.J. Maura (5-5) - 2014-15
- 1.000 - Cemetra JENKINS (5-5) - 2012-13
3. .915 - Marc LITTLE (43-47) - 2011-12
4. .897 - Kynzie NEWMAN (52-58) - 2012-13
5. .857 - Parker Wentz (186-217) - 2013-16
6. .833 - Damien Daniels (20-24) - 2018-19
7. .825 - James Pegues (47-57) - 2013-14
8. .818 - Harrison Hawkins (121-148) - 2013-15
9. .817 - Jalen Little (67-82) - 2014-16
10. .806 - Alex RICHMAN (25-31) - 2010-11

### Rebounds

1. 820 - Jaren Lewis (2290-591d) - 2015-19
2. 476 - Austin Cooke (1380-338d) - 2013-16
3. 464 - Jaylen Franklin (850-379d) - 2015-19
4. 411 - Jalone Friday (1040-307d) - 2016-19
5. 304 - Hayden Farquhar (930-211d) - 2015-19
6. 281 - Dosh SIMMS (1150-166d) - 2010-12
7. 219 - LaDarrien Williams (420-177d) - 2013-15
- 219 - Hayden Howell (950-124d) - 2015-19
9. 214 - B.J. Maxwell (770-137d) - 2016-19
10. 208 - Ben WARTON (960-112d) - 2010-12

### Rebounding average (min. 5 games)

1. 7.1 - Kelsey SMITH (28 games) - 2012-13
2. 6.6 - Jaren Lewis (125 games) - 2015-19
3. 5.9 - Renata MARQUEZ (28 games) - 2012-13
4. 5.7 - Eric KIBI (20 games) - 2011-12
5. 5.7 - Giordan COLE (26 games) - 2010-11
6. 5.3 - Dosh SIMMS (53 games) - 2010-12
7. 5.1 - Austin Cooke (93 games) - 2013-16
8. 5.1 - Jalone Friday (81 games) - 2016-19
9. 4.9 - Sadie DICKINSON (28 games) - 2012-13
10. 4.7 - LaDarrien Williams (47 games) - 2013-15

### Defensive rebounds

1. 591 - Jaren Lewis (2290-591d) - 2015-19
2. 379 - Jaylen Franklin (850-379d) - 2015-19
3. 338 - Austin Cooke (1380-338d) - 2013-16
4. 307 - Jalone Friday (1040-307d) - 2016-19
5. 211 - Hayden Farquhar (930-211d) - 2015-19
6. 177 - LaDarrien Williams (420-177d) - 2013-15
7. 171 - Parker Wentz (170-171d) - 2013-16
8. 167 - Kelsey SMITH (310-167d) - 2012-13
9. 166 - Dosh SIMMS (1150-166d) - 2010-12
10. 153 - Payten Ricks (150-153d) - 2016-19

### Defense rebound avg (min. 5 games)

1. 6.0 - Kelsey SMITH (28 games) - 2012-13
2. 4.7 - Jaren Lewis (125 games) - 2015-19
3. 3.8 - Jalone Friday (81 games) - 2016-19
- 3.8 - LaDarrien Williams (47 games) - 2013-15
5. 3.7 - Renata MARQUEZ (28 games) - 2012-13
6. 3.6 - Austin Cooke (93 games) - 2013-16
7. 3.5 - Sadie DICKINSON (28 games) - 2012-13
8. 3.4 - Eric KIBI (20 games) - 2011-12
9. 3.2 - Jacob Lancaster (31 games) - 2013-14
10. 3.2 - Giordan COLE (26 games) - 2010-11

### Offensive rebounds

1. 229 - Jaren Lewis (2290-591d) - 2015-19
2. 138 - Austin Cooke (1380-338d) - 2013-16
3. 115 - Dosh SIMMS (1150-166d) - 2010-12
4. 104 - Jalone Friday (1040-307d) - 2016-19
5. 96 - Ben WARTON (960-112d) - 2010-12
6. 95 - Hayden Howell (950-124d) - 2015-19
7. 93 - Hayden Farquhar (930-211d) - 2015-19
8. 85 - Jaylen Franklin (850-379d) - 2015-19
9. 77 - B.J. Maxwell (770-137d) - 2016-19
10. 67 - Duran Porter (670-120d) - 2014-16

### Offense rebound avg (min. 5 games)

1. 2.5 - Giordan COLE (26 games) - 2010-11
2. 2.3 - Eric KIBI (20 games) - 2011-12
3. 2.2 - Renata MARQUEZ (28 games) - 2012-13
4. 2.2 - Dosh SIMMS (53 games) - 2010-12
5. 1.8 - Jaren Lewis (125 games) - 2015-19
6. 1.8 - Ben WARTON (54 games) - 2010-12
7. 1.5 - Austin Cooke (93 games) - 2013-16
8. 1.5 - Sadie DICKINSON (28 games) - 2012-13
9. 1.5 - Jacob Lancaster (31 games) - 2013-14
10. 1.3 - Jalone Friday (81 games) - 2016-19

### Assists

1. 503 - Jaylen Franklin - 2015-19
2. 250 - Jaren Lewis - 2015-19
3. 228 - Jalen Little - 2014-16
4. 157 - Parker Wentz - 2013-16
5. 143 - Payten Ricks - 2016-19
6. 124 - LaDarrien Williams - 2013-15
7. 118 - Jovan Crnic - 2015-17
8. 112 - Tevin Foster - 2017-18
9. 108 - Austin Cooke - 2013-16
10. 97 - Harrison Hawkins - 2013-15
- 97 - Isaiah Tripp - 2014-18

### Assists average (min. 5 games)

1. 4.2 - Jaylen Franklin (121 games) - 2015-19
2. 4.0 - Jalen Little (57 games) - 2014-16
3. 3.5 - Tevin Foster (32 games) - 2017-18
4. 3.3 - Preston DAVIS (26 games) - 2010-11
5. 2.7 - Antonio BELL (28 games) - 2011-12
6. 2.7 - Jovan Crnic (44 games) - 2015-17
7. 2.6 - Renata MARQUEZ (28 games) - 2012-13
8. 2.6 - LaDarrien Williams (47 games) - 2013-15
9. 2.5 - Marc LITTLE (28 games) - 2011-12
10. 2.4 - Mack LANKFORD (27 games) - 2012-13

### Blocked shots

1. 106 - Jalone Friday - 2016-19
2. 80 - Jaren Lewis - 2015-19
3. 60 - Kelsey SMITH - 2012-13
4. 40 - Duran Porter - 2014-16
5. 37 - Jacob Lancaster - 2013-14
6. 30 - Zach WILLIAMS - 2010-12
7. 29 - Hayden Howell - 2015-19
8. 25 - Jaylen Franklin - 2015-19
9. 23 - Koltan Kohl - 2016-19
- 23 - Hayden Farquhar - 2015-19
- 23 - B.J. Maxwell - 2016-19

## TEAM SEASON RECORDS

### Blocked shots average

1. 4.0 (32 games) - 2017-18
- 4.0 (28 games) - 2012-13
- 3.0 (26 games) - 2010-11
- 2.9 (29 games) - 2016-17
- 2.7 (33 games) - 2018-19
- 2.5 (31 games) - 2015-16
- 2.3 (31 games) - 2013-14
- 2.2 (28 games) - 2011-12
- 1.2 (31 games) - 2014-15

### Steals

1. 288 - 2018-19
2. 260 - 2017-18
3. 259 - 2012-13
4. 248 - 2010-11
5. 233 - 2015-16
6. 221 - 2011-12
- 221 - 2013-14
8. 210 - 2016-17
9. 203 - 2014-15

### Steals average

1. 9.5 (26 games) - 2010-11
2. 9.3 (28 games) - 2012-13
3. 8.7 (33 games) - 2018-19
4. 8.1 (32 games) - 2017-18
5. 7.9 (28 games) - 2011-12
6. 7.5 (31 games) - 2015-16
7. 7.2 (29 games) - 2016-17
8. 7.1 (31 games) - 2013-14
9. 6.5 (31 games) - 2014-15

### Scoring defense

1. 62.1 (28 games) - 2012-13
2. 63.1 (33 games) - 2018-19
3. 69.1 (28 games) - 2011-12
4. 70.5 (31 games) - 2014-15
5. 71.2 (32 games) - 2017-18
6. 71.5 (29 games) - 2016-17
7. 71.9 (31 games) - 2013-14
8. 73.3 (31 games) - 2015-16
9. 75.3 (26 games) - 2010-11

### Scoring margin

1. 12.7 (74.8-62.1) - 2012-13
2. 11.4 (74.5-63.1) - 2018-19
3. 2.5 (73.7-71.2) - 2017-18
4. 2.4 (71.5-69.1) - 2011-12
5. -0.5 (71.4-71.9) - 2013-14
6. -2.0 (71.3-73.3) - 2015-16
7. -2.2 (69.3-71.5) - 2016-17
8. -6.3 (69.0-75.3) - 2010-11
9. -6.8 (63.7-70.5) - 2014-15

### Field goal pct defense

1. .353 (606-1718) - 2012-13
2. .430 (723-1681) - 2018-19
3. .438 (770-1759) - 2017-18
4. .446 (642-1440) - 2011-12
5. .455 (708-1556) - 2016-17
6. .463 (759-1638) - 2013-14
7. .477 (792-1662) - 2015-16
8. .480 (748-1558) - 2014-15
9. .483 (682-1413) - 2010-11

### 3-point FG pct defense

1. .249 (131-526) - 2012-13
2. .326 (214-657) - 2017-18
3. .332 (187-564) - 2018-19
4. .346 (168-486) - 2015-16
5. .347 (181-522) - 2013-14
6. .347 (175-504) - 2011-12
7. .360 (183-509) - 2014-15
8. .361 (210-581) - 2016-17
9. .373 (181-485) - 2010-11

### Rebounding defense

1. 31.4 (33 games) - 2018-19
2. 32.5 (31 games) - 2013-14
3. 32.9 (28 games) - 2011-12
4. 33.1 (26 games) - 2010-11
5. 33.3 (31 games) - 2015-16
6. 34.7 (32 games) - 2017-18
7. 35.0 (29 games) - 2016-17
8. 35.9 (31 games) - 2014-15
9. 41.0 (28 games) - 2012-13

### Rebounding margin

1. 1.7 (33.1-31.4) - 2018-19
2. 1.1 (34.0-32.9) - 2011-12
3. 1.0 (34.1-33.1) - 2010-11
4. 0.1 (32.6-32.5) - 2013-14
5. -0.4 (34.3-34.7) - 2017-18
6. -1.2 (39.8-41.0) - 2012-13
7. -1.3 (32.0-33.3) - 2015-16
8. -3.8 (31.2-35.0) - 2016-17
9. -6.9 (28.9-35.9) - 2014-15

### Games played

1. 33 - 2018-19
2. 32 - 2017-18
3. 31 - 2014-15
- 31 - 2015-16
- 31 - 2013-14
6. 29 - 2016-17
7. 28 - 2011-12
- 28 - 2012-13
9. 26 - 2010-11

## TEAM GAME RECORDS

### Most points

1. 124 - Southwestern Adventi; 2/22/2014
2. 112 - Howard Payne; 11/16/2017
3. 109 - Arlington Baptist; 12/19/2017
4. 108 - Dallas Christian; 2/15/2014
5. 107 - Arlington Baptist; 11/6/2018
6. 101 - Hillsdale Baptist; 11/14/2014
7. 100 - at Colorado State; 11/24/2015
8. 99 - Open Bible College; 12/30/2013
9. 95 - at Northwestern State; 1/13/2015
10. 94 - Arkansas St.; 11/9/2018
- 94 - University of the Southw; 11/13/2015

### Field goals made

1. 49 - Southwestern Adventi; 2/22/2014
2. 45 - Arlington Baptist; 12/19/2017
3. 42 - Howard Payne; 11/16/2017
4. 41 - Arlington Baptist; 11/6/2018
5. 39 - Dallas Christian; 2/15/2014
- 39 - Hillsdale Baptist; 11/14/2014
- 39 - UT-Permian Basin; 11/16/2010
8. 37 - University of the Southw; 11/13/2015
- 37 - Howard Payne; 11/27/2018
- 37 - Hillsdale Free Will; 12/3/2013
- 37 - at Sacramento State; 12/17/2016

### Field goals attempted

1. 86 - at Drake; 3/12/2018
2. 79 - Southwestern Adventi; 2/22/2014
3. 76 - at TAMUK; 2/12/2011
4. 74 - McMurry; 12/29/2018
5. 73 - University of the Southw; 11/13/2015
6. 72 - UT-Permian Basin; 11/16/2010
- 72 - Jarvis Christian; 11/25/2014
8. 70 - TARLETON; 1/11/2011
- 70 - at Colorado State; 11/24/2015
- 70 - Arlington Baptist; 12/19/2017

### Field goal percentage (20 made)

1. .643 - Arlington Baptist; 12/19/2017 (45-70)
2. .627 - Howard Payne; 11/16/2017 (42-67)
3. .621 - Arlington Baptist; 11/6/2018 (41-66)
4. .620 - Southwestern Adventi; 2/22/2014 (49-79)
5. .614 - Houston Baptist; 2/6/2014 (27-44)
6. .607 - HBU; 3/3/2015 (34-56)
- .607 - Howard Payne; 11/27/2018 (37-61)
8. .582 - Schreiner; 12/8/2018 (32-55)
- .582 - Northern N.M.; 12/10/2016 (32-55)
10. .576 - at Northwestern State; 1/13/2015 (34-59)

### 3-point field goals made

1. 21 - Southwestern Adventi; 2/22/2014
2. 16 - at Northwestern State; 1/13/2015
3. 15 - Arlington Baptist; 12/19/2017
4. 14 - Dallas Christian; 2/15/2014
- 14 - at Colorado State; 11/24/2015
6. 12 - A&M-Corpus Christi; 1/30/2019
- 12 - at Northwestern State; 2/1/2014
- 12 - vs Sam Houston State; 2/15/2016
- 12 - Incarnate Word; 3/9/2018
- 12 - ENMU; 1/29/2011
- 12 - Hillsdale Baptist; 11/14/2014

### 3-point field goals attempted

1. 34 - Southwestern Adventi; 2/22/2014
2. 32 - Arlington Baptist; 12/19/2017
3. 31 - at Drake; 3/12/2018
- 31 - at Houston; 12/6/2014
5. 30 - Dallas Christian; 2/15/2014
- 30 - at Colorado State; 11/24/2015
- 30 - Jarvis Christian; 11/25/2014
8. 29 - at Central Arkansas; 2/9/2017
- 29 - Texas State; 12/9/2017
10. 28 - vs Sam Houston State; 2/15/2016
- 28 - ENMU; 1/29/2011

### 3-point FG percentage (10 made)

1. .714 - at Sam Houston State; 1/5/2019 (10-14)
2. .618 - Southwestern Adventi; 2/22/2014 (21-34)
3. .611 - Central Arkansas; 1/4/2015 (11-18)
- .611 - vs Elon; 11/22/2018 (11-18)
5. .593 - at Northwestern State; 1/13/2015 (16-27)
6. .526 - Open Bible College; 12/30/2013 (10-19)
7. .524 - Schreiner; 12/8/2018 (11-21)
- .524 - at Sam Houston St.; 2/25/2017 (11-21)
9. .522 - at Northwestern State; 2/1/2014 (12-23)
10. .500 - A&M-Corpus Christi; 1/30/2019 (12-24)
- .500 - A&M-Corpus Christi; 2/8/2014 (10-20)
- .500 - at TAMUK; 2/12/2011 (10-20)
- .500 - vs Arkansas Pine Bluff; 12/23/2014 (10-20)
- .500 - at McNeese State; 3/1/2014 (11-22)

### Free throws made

1. 29 - Northwestern State; 1/12/2016
- 29 - Southeastern La.; 2/21/2016
3. 28 - Houston Baptist; 2/6/2014
4. 27 - Sam Houston St.; 2/4/2017
5. 26 - at Midwestern State; 1/15/2011
6. 25 - vs Western New Mexico U; 11/22/2013
- 25 - Duquense; 11/22/2014
8. 24 - at Southeastern La.; 1/11/2014
- 24 - at Texas A&M-Corpus Chri; 1/24/2018
- 24 - at Duquesne; 11/9/2013
- 24 - Arkansas St.; 11/9/2018
- 24 - SOSU; 12/20/2010

### Free throws attempted

1. 38 - Houston Baptist; 2/6/2014
2. 37 - at Midwestern State; 1/15/2011
3. 36 - SOSU; 12/20/2010
4. 35 - at Southeastern La.; 1/11/2014
- 35 - Northwestern State; 1/12/2016
- 35 - TAMUK; 1/22/2011
7. 34 - Stephen F. Austin; 1/7/2017
- 34 - Southeastern La.; 2/21/2016
9. 33 - vs Western New Mexico U; 11/22/2013
10. 32 - at Cameron; 1/8/2011
- 32 - Sam Houston St.; 2/4/2017
- 32 - at Duquesne; 11/9/2013
- 32 - Duquense; 11/22/2014
- 32 - at Portland; 11/22/2015



## TEAM GAME RECORDS

### Free throw percentage (10 made)

1. 1.000 - at CAMPBELL; 11/24/2017 (11-11)
2. .941 - Dallas Christian; 2/15/2014 (16-17)  
.941 - vs USC Upstate; 11/25/2017 (16-17)
4. .920 - Open Bible College; 12/30/2013 (23-25)
5. .917 - at Northwestern State; 1/13/2015 (11-12)  
.917 - at UIW; 3/5/2015 (11-12)
7. .909 - Incarnate Word; 3/8/2014 (10-11)
8. .889 - Oral Roberts; 1/16/2014 (16-18)
9. .875 - at Northwestern State; 2/1/2014 (14-16)  
.875 - at Sam Houston State; 1/5/2019 (14-16)

### Most rebounds

1. 64 - at TAMUK; 2/12/2011
2. 58 - at Incarnate Word; 1/26/2011
3. 56 - McMurry; 12/29/2018
4. 54 - at Drake; 3/12/2018
5. 50 - TARLETON; 1/11/2011
6. 49 - UT-Permian Basin; 11/16/2010  
49 - TWU; 12/2/2010
8. 48 - Hillsdale Free Will; 12/3/2013
9. 47 - at St. Edward's; 11/13/2010  
47 - Open Bible College; 12/30/2013

### Most assists

1. 35 - Southwestern Adventi; 2/22/2014
2. 30 - Arlington Baptist; 12/19/2017
3. 27 - at TAMUK; 2/12/2011
4. 26 - Arlington Baptist; 11/6/2018
5. 25 - Jarvis Christian; 11/25/2014
6. 24 - Hillsdale Baptist; 11/14/2014  
24 - Howard Payne; 11/16/2017  
24 - Open Bible College; 12/30/2013
9. 23 - University of the Southw; 11/13/2015  
23 - UT-Permian Basin; 11/16/2010  
23 - at Colorado State; 11/24/2015  
23 - Schreiner; 12/2/2017  
23 - Northern N.M.; 12/10/2016

### Most steals

1. 19 - Howard Payne; 11/27/2018  
19 - Schreiner; 12/2/2017
3. 18 - Southwestern Adventi; 2/22/2014
4. 16 - Arlington Baptist; 12/19/2017
5. 15 - Hillsdale Free Will; 12/3/2013  
15 - at Lipscomb; 12/17/2017
7. 14 - University of the Southw; 11/13/2015  
14 - Hillsdale Baptist; 11/14/2014  
14 - CAMPBELL; 12/4/2018  
14 - McMurry; 12/29/2018

### Most blocked shots

1. 11 - Arlington Baptist; 12/19/2017  
11 - Sam Houston State; 12/30/2017
3. 9 - Arlington Baptist; 2/18/2014  
9 - Bacone College; 12/17/2013
5. 8 - Stephen F. Austin; 1/17/2018  
8 - at Drake; 3/12/2018
7. 7 - at HBU; 1/10/2018  
7 - TARLETON; 1/11/2011  
7 - at TAMUK; 2/12/2011  
7 - UT-Permian Basin; 11/16/2010  
7 - Texas State; 12/9/2017

# WILDCATS ON HONOR TEAMS

## ALL-CONFERENCE HONORS

### All-Southland Conference

#### First Team

1963-64 ..... Jim Reynolds, f  
1963-64 ..... Pat Agnew, c  
1964-65 ..... Charles Cleek, f  
1965-66 ..... Charles Cleek, f  
1965-66 ..... John Ray Godfrey, g  
1966-67 ..... John Ray Godfrey, g  
1967-68 ..... John Ray Godfrey, g  
1968-69 ..... Ronnie Hearne, g  
1979-70 ..... Ronnie Hearne, g  
1970-71 ..... Ronnie Hearne, g

#### Second Team

1963-64 ..... David Wheeler, g  
1963-64 ..... Charles Cleek, f  
1964-65 ..... Spencer Pickens, c  
1965-66 ..... Terry Priest, f  
1966-67 ..... David Wray, c

1967-68 ..... Wendell Stewart, c  
1968-69 ..... Marion Lewis, f  
1970-71 ..... Willie Calvert, c  
1971-72 ..... Willie Calvert, c  
1972-73 ..... Willie Calvert, c  
2018-19 ..... Jaren Lewis, f

#### Third Team

2016-17 ..... Jalone Friday, c  
2018-19 ..... Jaylen Franklin, g

#### Honorable Mention

1964-65 ..... Terry Priest, f  
1964-65 ..... Jerry Morgan, f  
1967-68 ..... Larry Adams, g  
1968-69 ..... Ronnie Massey, f-c  
1970-71 ..... Matt Scott, f  
1970-71 ..... Kent Martens, c  
1971-72 ..... Kent Martens, f  
1972-73 ..... Andrew Prince, f  
2017-18 ..... Jaren Lewis, f  
Jalone Friday, c  
2018-19 ..... Payten Ricks, g

#### Freshman of the Year

2015-16 – Jaylen Franklin, g  
2016-17 – Jalone Friday, c

#### Coach of the Year

2018-19 – Joe Golding

## ACADEMIC HONORS

### All-Southland Conference

#### First Team

2013-14 .....Parker Wentz, g  
2014-15 .....Parker Wentz, g  
2015-16 .....Parker Wentz, g  
2016-17 .....Jaren Lewis, f  
2017-18 .....Jaren Lewis

#### Second Team

2017-18 .....Hayden Howell, f

#### Commissioner's Honor Roll

2014-15 .....Chris Blakeley, g  
Michael Grant, f

Riley Payne, f  
Skyler Simmons, g  
2015-16 .....Hayden Farquhar, f  
Hayden Howell, f  
Jaren Lewis, f  
Jerod Martin, g  
2016-17 .....Hayden Farquhar, f  
Hayden Howell, f  
2017-18 .....Chase Cobb, g  
Paul Hiepler, g  
Hayden Farquhar, g  
Tevin Foster, g  
Jalone Friday, c

### Capital One All-District 7

#### First Team

2013-14 .....Parker Wentz, g  
2014-15 .....Parker Wentz, g



# ACU YEAR-BY-YEAR RECORDS



**Vernon McCasland**  
1919-20 (1 season)  
4 wins, 3 losses

ACU	Opp.
<b>1919-20 (4-3)</b>	
19.....Tarleton State.....	22
22.....Tarleton State.....	26
17.....Texas Christian.....	25
30.....2nd Inf Div.....	15
26.....Meridian.....	12
32.....Meridian.....	9
52.....Midland.....	22
<b>198</b>	<b>131</b>



**G.C. Morlan**  
1920-21 (1 season)  
0 wins, 2 losses

<b>1920-21 (0-2)</b>	
10.....North Texas.....	19
9.....North Texas.....	36
<b>19</b>	<b>55</b>



**Dad Noles**  
1921-22 (1 season)  
5 wins, 2 losses

<b>1921-22 (5-2)</b>	
34.....West Texas State.....	33
24.....West Texas State.....	25
36.....Howard Payne.....	33
28.....Howard Payne.....	21
59.....Trinity.....	14
43.....Trinity.....	14
18.....Texas A&M Frosh.....	20
<b>242</b>	<b>160</b>



**Vic Payne**  
1922-24 (2 seasons)  
11 wins, 8 losses

<b>1922-23 (5-1)</b>	
61.....Cisco.....	7
45.....Meridian.....	13
35.....Meridian.....	19
18.....Grubbs Vocational.....	13
20.....Tarleton State.....	10
11.....Tarleton State.....	18
<b>190</b>	<b>80</b>

<b>1923-24 (6-7)</b>	
28.....East Texas State.....	22
22.....East Texas State.....	18
25.....Tarleton State.....	26
20.....West Texas State.....	37
23.....West Texas State.....	37
23.....Wayland Baptist.....	29
22.....Wayland Baptist.....	28
35.....Sam Houston State.....	31
25.....Sam Houston State.....	27
22.....Howard Payne.....	9
15.....Howard Payne.....	19
28.....Howard Payne.....	14
25.....Howard Payne.....	16
<b>313</b>	<b>313</b>



**A.B. Morris**  
1924-55 (29 seasons)  
306 wins, 248 losses

<b>1924-25 (7-4)</b>	
35.....East Texas State.....	29
35.....East Texas State.....	12
36.....St. Edwards.....	29
21.....Daniel Baker.....	17
28.....Daniel Baker.....	19
19.....Sam Houston State.....	36
36.....Sam Houston State.....	31
23.....Howard Payne.....	16
22.....Howard Payne.....	24
12.....West Texas State.....	32
18.....West Texas State.....	36
<b>285</b>	<b>381</b>

<b>1925-26 (17-3)</b>	
44.....Univ. of Dallas.....	31
26.....Daniel Baker.....	31
43.....Daniel Baker.....	38
31.....Howard Payne.....	19
27.....Howard Payne.....	21
44.....Daniel Baker.....	30
18.....Daniel Baker.....	30
50.....Howard Payne.....	22
36.....Howard Payne.....	19
48.....Sam Houston State.....	45
22.....Sam Houston State.....	16
28.....St. Edwards.....	15
39.....Texas Tech.....	27
31.....Texas Tech.....	13
37.....West Texas State.....	31
25.....West Texas State.....	35
34.....Texas Tech.....	31
41.....Texas Tech.....	23
47.....Sul Ross State.....	22
37.....Sul Ross State.....	19
<b>708</b>	<b>508</b>

<b>1926-27 (9-9)</b>	
42.....Cordell Christian.....	25
43.....Cordell Christian.....	38
41.....Daniel Baker.....	45
34.....Daniel Baker.....	40
18.....North Texas.....	37
30.....North Texas.....	45
52.....Sam Houston State.....	34
47.....Sam Houston State.....	15
30.....East Texas State.....	38
38.....East Texas State.....	30
37.....S.F. Austin.....	24
48.....S.F. Austin.....	15
33.....Sam Houston State.....	31
38.....Sam Houston State.....	30
16.....North Texas.....	32
21.....North Texas.....	32
19.....West Texas State.....	29
33.....West Texas State.....	39
<b>620</b>	<b>579</b>

<b>1927-28 (11-6)</b>	
31.....Daniel Baker.....	38
29.....Daniel Baker.....	34
44.....SW Oklahoma.....	24
31.....SW Oklahoma.....	24
41.....Texas Tech.....	40
32.....Texas Tech.....	34
29.....West Texas State.....	34
29.....West Texas State.....	42
25.....Texas Tech.....	22
36.....Texas Tech.....	30
48.....St. Edwards.....	37
41.....SW Oklahoma.....	25
25.....SW Oklahoma.....	40
33.....Daniel Baker.....	31

56.....Daniel Baker.....	45
37.....S.F. Austin.....	22
44.....S.F. Austin.....	21
<b>611</b>	<b>550</b>

<b>1928-29 (12-13)</b>	
15.....SW Oklahoma.....	30
30.....Texas Tech.....	42
46.....Texas Tech.....	27
32.....Tarleton State.....	26
25.....Tarleton State.....	23
23.....Texas Tech.....	37
33.....Texas Tech.....	32
39.....Thorp Spring.....	27
53.....Thorp Spring.....	33
16.....North Texas.....	26
15.....North Texas.....	45
33.....Daniel Baker.....	43
39.....Daniel Baker.....	48
27.....Oklahoma Christian.....	31
26.....Oklahoma Christian.....	24
43.....Sul Ross State.....	28
49.....Sul Ross State.....	23
25.....Southwest Texas.....	36
36.....Southwest Texas.....	22
30.....Sam Houston State.....	35
31.....Sam Houston State.....	27
22.....S.F. Austin.....	41
39.....S.F. Austin.....	34
30.....West Texas State.....	41
19.....West Texas State.....	33
<b>766</b>	<b>814</b>

<b>1929-30 (7-14)</b>	
31.....Tarleton State.....	32
26.....Tarleton State.....	28
37.....Oklahoma Christian.....	53
39.....Oklahoma Christian.....	26
18.....West Texas State.....	54
17.....West Texas State.....	53
21.....Texas Tech.....	40
25.....Texas Tech.....	35
27.....Daniel Baker.....	35
28.....Daniel Baker.....	24
26.....Texas Tech.....	25
29.....East Texas State.....	44
20.....East Texas State.....	19
34.....Sul Ross State.....	23
30.....Sul Ross State.....	21
28.....Daniel Baker.....	25
15.....Daniel Baker.....	21
23.....North Texas.....	38
15.....North Texas.....	29
19.....East Texas State.....	40
23.....East Texas State.....	39
<b>531</b>	<b>704</b>

<b>1930-31 (4-11)</b>	
38.....Howard Payne.....	31
22.....McMurry.....	19
18.....East Texas State.....	43
17.....North Texas.....	33
28.....North Texas.....	35
27.....Texas Tech.....	31
27.....Sul Ross State.....	31
18.....Sul Ross State.....	28
26.....Texas Tech.....	34
18.....Texas Tech.....	27
24.....West Texas State.....	49
26.....West Texas State.....	39
22.....Daniel Baker.....	41
48.....McMurry.....	20
37.....Daniel Baker.....	36
<b>396</b>	<b>497</b>

<b>1931-32 (9-5)</b>	
28.....Texas Tech.....	37
32.....Texas Tech.....	19
31.....Texas A&I.....	23
35.....Texas A&I.....	27
47.....Sul Ross State.....	31

26.....Sul Ross State.....	22
26.....Daniel Baker.....	28
25.....McMurry.....	15
32.....West Texas State.....	50
26.....West Texas State.....	40
46.....Texas Tech.....	22
23.....Texas Tech.....	35
48.....Daniel Baker.....	21
48.....McMurry.....	37
<b>473</b>	<b>407</b>

<b>1932-33 (11-4)</b>	
36.....SW Oklahoma.....	28
38.....McMurry.....	34
58.....Austin College.....	23
30.....Howard Payne.....	31
37.....Howard Payne.....	30
53.....Southwestern.....	25
44.....St. Edwards.....	8
21.....North Texas.....	31
70.....Austin College.....	26
35.....McMurry.....	38
42.....St. Edwards.....	25
19.....Southwestern.....	21
37.....Daniel Baker.....	28
37.....Angelo State.....	35
38.....Daniel Baker.....	22
<b>595</b>	<b>405</b>

<b>1933-34 (11-6)</b>	
55.....Petrolia Ind.....	28
37.....Christoval.....	49
19.....SW Oklahoma.....	25
25.....North Texas.....	24
23.....T&P Oilers.....	18
30.....Howard Payne.....	26
22.....Christoval.....	18
31.....North Texas.....	32
32.....Austin College.....	26
37.....Daniel Baker.....	28
39.....Austin College.....	29
30.....Southwestern.....	22
38.....McMurry.....	41
43.....Howard Payne.....	31
34.....Daniel Baker.....	39
54.....McMurry.....	57
41.....Southwestern.....	32
<b>590</b>	<b>525</b>

<b>1934-35 (9-8)</b>	
19.....SW Oklahoma.....	32
20.....North Texas.....	25
32.....Howard Payne.....	25
27.....North Texas.....	20
24.....Austin College.....	25
31.....Trinity.....	30
28.....Howard Payne.....	29
28.....Daniel Baker.....	29
40.....McMurry.....	36
37.....Daniel Baker.....	29
28.....Southwestern.....	23
45.....Austin College.....	28
49.....Trinity.....	48
32.....Southwestern.....	34
44.....McMurry.....	33
25.....Sul Ross State.....	41
28.....Sul Ross State.....	30
<b>534</b>	<b>517</b>

<b>1935-36 (12-8)</b>	
38.....Cosden Oilers.....	29
30.....Sul Ross State.....	46
46.....Sul Ross State.....	52
36.....Cosden Oilers.....	42
38.....North Texas.....	29
27.....Sul Ross State.....	19
36.....Sul Ross State.....	41
19.....North Texas.....	41
43.....Trinity.....	34
18.....McMurry.....	23

41.....Daniel Baker.....	28
33.....Southwestern.....	26
36.....Southwestern.....	32
42.....Austin College.....	38
33.....Austin College.....	31
22.....Trinity.....	31
25.....Daniel Baker.....	35
36.....St. Edwards.....	27
43.....St. Edwards.....	28
55.....McMurry.....	26
<b>697</b>	<b>658</b>

**1936-37 (9-3)**

40.....Trinity.....	22
24.....Trinity.....	25
38.....Daniel Baker.....	39
30.....Southwestern.....	28
35.....Southwestern.....	25
39.....St. Edwards.....	21
43.....St. Edwards.....	18
59.....Austin College.....	41
45.....Austin College.....	21
30.....McMurry.....	28
31.....McMurry.....	30
18.....Daniel Baker.....	26
<b>432</b>	<b>324</b>

**1937-38 (16-2)**

**Texas Conference Champions**

32.....Texas Tech.....	22
19.....Texas Tech.....	47
40.....St. Mary's.....	27
40.....St. Mary's.....	20
38.....Howard Payne.....	26
36.....Trinity.....	28
45.....Trinity.....	34
31.....Howard Payne.....	36
39.....Daniel Baker.....	25
29.....Southwestern.....	25
46.....Southwestern.....	23
45.....McMurry.....	25
42.....Austin College.....	17
36.....Austin College.....	25
36.....Daniel Baker.....	34
48.....St. Edwards.....	34
52.....St. Edwards.....	37
46.....McMurry.....	31
<b>700</b>	<b>516</b>

**1938-39 (12-5)**

41.....St. Mary's.....	39
30.....St. Mary's.....	32
40.....McMurry.....	33
39.....Daniel Baker.....	27
39.....Daniel Baker.....	32
26.....Trinity.....	34
29.....Trinity.....	30
52.....Austin College.....	32
60.....Austin College.....	28
29.....McMurry.....	27
32.....Howard Payne.....	40
44.....Howard Payne.....	39
38.....Southwestern.....	28
44.....Southwestern.....	40
44.....St. Edwards.....	38
39.....St. Edwards.....	29
33.....Dallas Dr. Pepper.....	37
<b>659</b>	<b>565</b>

**1939-40 (11-11)**

37.....American Pipeliners.....	40
46.....North Texas.....	56
40.....North Texas.....	50
34.....East Texas State.....	51
32.....East Texas State.....	45
35.....West Texas State.....	49
35.....West Texas State.....	56
35.....Texas Tech.....	43
32.....Texas Tech.....	40
50.....Austin College.....	22
32.....Austin College.....	20
35.....Howard Payne.....	27
49.....Southwestern.....	31

42.....Southwestern.....	28
35.....McMurry.....	27
47.....Daniel Baker.....	36
43.....McMurry.....	28
40.....Trinity.....	31
47.....Trinity.....	35
34.....Howard Payne.....	51
42.....Daniel Baker.....	30
46.....Texas Wesleyan.....	50
<b>868</b>	<b>846</b>

**1940-41 (10-10)**

30.....Southwest Texas.....	35
25.....Southwest Texas.....	35
35.....Texas Tech.....	56
17.....Texas Tech.....	53
35.....Texas Wesleyan.....	68
35.....North Texas.....	40
47.....North Texas.....	40
57.....Howard Payne.....	59
49.....McMurry.....	25
58.....Southwestern.....	37
45.....Southwestern.....	33
51.....Daniel Baker.....	34
51.....McMurry.....	34
40.....Texas Wesleyan.....	56
48.....Austin College.....	51
42.....Austin College.....	40
58.....Daniel Baker.....	41
80.....Howard Payne.....	74
53.....Trinity.....	50
44.....Trinity.....	56
<b>900</b>	<b>917</b>

**1941-42 (13-6)**

31.....SW Oklahoma.....	36
44.....SW Oklahoma.....	45
29.....St. Mary's.....	38
43.....St. Mary's.....	38
31.....St. Mary's.....	44
49.....Southwestern.....	46
58.....Southwestern.....	38
34.....Daniel Baker.....	26
22.....Texas Wesleyan.....	42
28.....Texas Wesleyan.....	33
45.....McMurry.....	38
51.....Daniel Baker.....	44
59.....Austin College.....	19
59.....Austin College.....	37
42.....Howard Payne.....	39
55.....Trinity.....	22
48.....Trinity.....	27
43.....McMurry.....	39
50.....Howard Payne.....	43
<b>821</b>	<b>694</b>

**1942-43 (7-5)**

45.....Lubbock Army.....	37
46.....Lubbock Army.....	39
36.....McMurry.....	33
56.....Daniel Baker.....	25
40.....Daniel Baker.....	20
49.....Howard Payne.....	52
41.....Southwestern.....	39
59.....Southwestern.....	39
39.....Texas Wesleyan.....	44
33.....Texas Wesleyan.....	49
36.....McMurry.....	41
40.....Howard Payne.....	42
520	460

**ACU did not play in 1943-44 or 1944-45 because of World War II**

**1945-46 (8-6)**

35.....Hardin-Simmons.....	40
37.....West Texas State.....	58
32.....Texas Tech.....	61
42.....Southwestern.....	61
38.....Tarleton State.....	40
32.....Southwestern.....	31
40.....Howard Payne.....	28

26.....McMurry.....	30
41.....Texas Wesleyan.....	17
58.....Austin College.....	21
41.....McMurry.....	37
65.....Howard Payne.....	45
60.....Austin College.....	50
52.....Texas Wesleyan.....	40
<b>599</b>	<b>559</b>

**1946-47 (14-5)**

44.....West Texas State.....	45
48.....Oklahoma City.....	49
41.....Southwestern Tech.....	40
41.....Southwestern Tech.....	42
85.....Daniel Baker.....	26
52.....Cameron.....	41
59.....Hardin-Simmons.....	36
52.....McMurry.....	43
53.....Southwestern.....	50
61.....Howard Payne.....	50
57.....Austin College.....	43
49.....Texas Wesleyan.....	63
49.....McMurry.....	32
63.....Texas Wesleyan.....	61
46.....Oklahoma City.....	41
54.....Hardin-Simmons.....	36
50.....Austin College.....	41
34.....Southwestern.....	51
45.....Howard Payne.....	40
<b>983</b>	<b>830</b>

**1947-48 (17-7)**

**Texas Conference Champions**

54.....Texas A&M.....	63
31.....Houston.....	54
60.....Southwest Texas.....	59
48.....Houston.....	41
65.....Southwestern Tech.....	35
42.....Western St. (Colo.).....	37
64.....Southwest Texas.....	51
60.....Loyola, La.....	50
57.....Delta State.....	72
48.....Texas-El Paso.....	76
69.....Texas-El Paso.....	64
62.....Hardin-Simmons.....	36
58.....Howard Payne.....	46
67.....Southwestern.....	47
43.....Texas Wesleyan.....	61
44.....McMurry.....	35
62.....Austin College.....	55
73.....Austin College.....	58
48.....Southwestern.....	38
61.....McMurry.....	47
37.....Texas Wesleyan.....	44
71.....Hardin-Simmons.....	66
49.....Howard Payne.....	44
47.....Texas Tech.....	70
<b>1,264</b>	<b>1,249</b>

**1948-49 (14-10)**

**Texas Conference Champions**

48.....Vandergriff-Dallas.....	59
50.....Ellis Parts.....	48
56.....Southwest Texas.....	50
81.....Texas A&I.....	37
40.....Texas A&I.....	59
51.....Texas Wesleyan.....	59
44.....New Mexico A&M.....	48
50.....Western N.M.....	45
48.....New Mexico.....	69
46.....Texas Christian.....	60
42.....Eastern N.M.....	44
44.....New Mexico.....	46
71.....N.M. Highlands.....	44
51.....Texas Wesleyan.....	52
64.....Austin College.....	48
62.....Howard Payne.....	60
48.....Southwestern.....	40
57.....McMurry.....	43
60.....Austin College.....	53
70.....Hardin-Simmons.....	62
47.....Southwestern.....	41
58.....McMurry.....	47

54.....Howard Payne.....	47
51.....Texas Tech.....	71
<b>1,293</b>	<b>1,232</b>

**1949-50 (13-10)**

**Texas Conference Champions**

69.....San Angelo Cab.....	62
35.....Texas Christian.....	52
45.....San Angelo Cab.....	65
57.....Texas Christian.....	65
45.....Texas A&M.....	66
38.....Texas A&M.....	73
50.....Missouri Valley.....	59
41.....Central Oklahoma.....	40
43.....Western N.M.....	50
51.....Eastern N.M.....	55
50.....Texas Wesleyan.....	49
35.....Southwestern.....	30
56.....Howard Payne.....	47
46.....Austin College.....	45
43.....McMurry.....	38
60.....Texas A&I.....	51
51.....Texas A&I.....	48
61.....McMurry.....	49
53.....Southwestern.....	35
56.....Austin College.....	45
43.....Texas Wesleyan.....	53
64.....Howard Payne.....	51
51.....East Texas State.....	61
<b>1,142</b>	<b>1,177</b>

**1950-51 (8-15)**

**Texas Conference Tri-Champions**

44.....Wayland Baptist.....	45
49.....Texas Christian.....	66
70.....Trinity.....	53
39.....Texas Christian.....	81
40.....North Texas.....	43
50.....East Texas State.....	69
56.....SW Oklahoma.....	48
63.....Missouri State.....	75
46.....Colorado College.....	57
56.....Eastern N.M.....	59
80.....Texas A&I.....	81
74.....Texas A&I.....	48
78.....Southwestern.....	44
54.....Austin College.....	44
51.....McMurry.....	59
56.....Howard Payne.....	45
64.....McMurry.....	49
43.....Texas Wesleyan.....	52
65.....East Texas Baptist.....	67
59.....Southwestern.....	46
57.....Austin College.....	67
76.....East Texas Baptist.....	77
73.....Howard Payne.....	74
<b>1,343</b>	<b>1,349</b>

**1951-52 (7-16)**

55.....Wayland Baptist.....	81
58.....Texas Christian.....	80
43.....Texas Christian.....	76
48.....Midwestern State.....	53
45.....Midwestern State.....	55
52.....Brooke Army Medical.....	55
51.....Southwest Texas.....	81
46.....Southwest Texas.....	82
63.....SW Oklahoma.....	65
68.....SW Oklahoma.....	69
58.....Colorado College.....	56
63.....Wayland Baptist.....	68
93.....Texas A&I.....	66
86.....Texas A&I.....	45
63.....East Texas Baptist.....	51
61.....Austin College.....	68
72.....East Texas Baptist.....	81
59.....Howard Payne.....	73
79.....Texas Wesleyan.....	82
70.....Austin College.....	63
63.....McMurry.....	59
64.....Howard Payne.....	60
56.....McMurry.....	59
<b>1,416</b>	<b>1,528</b>





**1952-53 (16-12)****Texas Conference Champions**

58.....	Midwestern State.....	66
71.....	Wayland Baptist.....	62
55.....	Texas Christian.....	65
66.....	Howard Payne.....	54
78.....	Texas A&I.....	54
74.....	Texas A&I.....	65
73.....	Central Oklahoma.....	61
52.....	Missouri Valley.....	68
54.....	Eastern N.M.....	53
67.....	Wayland Baptist.....	72
51.....	Southwest Texas.....	65
61.....	Southwest Texas.....	73
73.....	Austin College.....	67
80.....	Austin College.....	79
90.....	Texas A&I.....	68
78.....	Texas A&I.....	48
52.....	Midwestern State.....	76
76.....	Howard Payne.....	64
49.....	Texas Christian.....	68
55.....	McMurry.....	47
79.....	McMurry.....	52
86.....	Howard Payne.....	75
80.....	Austin College.....	85
87.....	Austin College.....	77
71.....	Howard Payne.....	88
73.....	Midwestern State.....	86
69.....	McMurry.....	80
89.....	McMurry.....	72
<b>1,947</b>		<b>1,890</b>

**1953-54 (5-16)**

55.....	Wayland Baptist.....	66
74.....	North Texas.....	82
57.....	Wayland Baptist.....	58
47.....	Southwest Texas.....	74
59.....	Southwest Texas.....	74
60.....	David Lipscomb.....	65
78.....	Midwestern State.....	70
47.....	Texas Christian.....	79
72.....	Southern Methodist.....	97
72.....	Taylor.....	88
65.....	Eastern N.M.....	56
50.....	Central Oklahoma.....	68
72.....	Wayland Baptist.....	78
52.....	McMurry.....	67
65.....	Texas Christian.....	74
76.....	Midwestern State.....	78
67.....	Howard Payne.....	81
90.....	Texas A&I.....	63
87.....	Texas A&I.....	77
74.....	McMurry.....	82
88.....	Howard Payne.....	71
<b>1,407</b>		<b>1,548</b>

**1954-55 (7-16)**

90.....	Wolters AFB.....	34
45.....	Texas Christian.....	92
55.....	Texas Tech.....	86
60.....	Texas-El Paso.....	67
63.....	New Mexico A&M.....	76
68.....	Eastern N.M.....	64
78.....	Midwestern State.....	82
72.....	Wolters AFB.....	75
79.....	Wayland Baptist.....	81
65.....	Midwestern State.....	79
52.....	McMurry.....	48
68.....	Southwest Texas.....	71
63.....	Southwest Texas.....	72
89.....	Eastern N.M.....	94
74.....	McMurry.....	71
83.....	Texas Christian.....	101
80.....	Howard Payne.....	83
70.....	Wayland Baptist.....	89
71.....	Memphis State.....	106
74.....	David Lipscomb.....	66
64.....	Memphis NAS.....	54
60.....	Arkansas State.....	75
85.....	Howard Payne.....	83
<b>1,783</b>		<b>1,842</b>

**Dee Nutt**1955-69 (14 seasons)  
199 wins, 156 losses**1955-56 (11-10)**

59.....	Sul Ross State.....	72
43.....	Rice.....	82
87.....	Howard Payne.....	86
86.....	David Lipscomb.....	83
59.....	Southwest Texas.....	90
66.....	Southwest Texas.....	90
84.....	Wayland Baptist.....	98
88.....	Sheppard AFB.....	93
83.....	Howard Payne.....	86
74.....	Sheppard AFB.....	51
69.....	McMurry.....	55
77.....	Wayland Baptist.....	95
78.....	Howard Payne.....	70
78.....	McMurry.....	72
79.....	Trinity.....	56
45.....	Midwestern State.....	48
91.....	Eastern N.M.....	68
78.....	North Texas.....	76
64.....	North Texas.....	62
66.....	Midwestern State.....	80
99.....	Trinity.....	75
<b>1,552</b>		<b>1,588</b>

**1956-57 (13-13)****Texas Conference Champions**

61.....	Texas Wesleyan.....	57
62.....	Arkansas State.....	70
79.....	David Lipscomb.....	87
75.....	Louisiana Tech.....	103
65.....	Howard Payne.....	77
41.....	Texas Christian.....	81
97.....	Texas Wesleyan.....	90
72.....	Howard Payne.....	79
63.....	McMurry.....	60
68.....	Wayland Baptist.....	75
78.....	McDonald Scots.....	86
86.....	Eastern N.M.....	50
73.....	Wayland Baptist.....	88
74.....	Eastern N.M.....	77
113.....	Trinity.....	86
72.....	Midwestern State.....	68
81.....	North Texas.....	63
99.....	Midwestern State.....	68
93.....	St. Mary's.....	98
90.....	Trinity.....	66
87.....	North Texas.....	68
74.....	McMurry.....	71
79.....	Wayland Baptist.....	78
58.....	Wayland Baptist.....	66
73.....	Wayland Baptist.....	74
<b>1,913</b>		<b>1,870</b>

**1957-58 (14-12)**

59.....	Texas Tech.....	93
61.....	Howard Payne.....	56
91.....	Howard Payne.....	80
71.....	Southwest Texas.....	85
82.....	Baylor.....	66
99.....	Eastern N.M.....	81
70.....	David Lipscomb.....	68
106.....	Texas Wesleyan.....	69
19.....	Southwest Texas.....	20
64.....	Texas Wesleyan.....	62
58.....	Louisiana-Monroe.....	73
57.....	East Texas Baptist.....	59
56.....	Austin College.....	83
50.....	McMurry (5 OT).....	49
56.....	Austin College.....	66
58.....	Wayland Baptist.....	68
76.....	St. Mary's.....	65
74.....	Trinity.....	69
83.....	Eastern N.M.....	106
51.....	Texas-El Paso.....	89
75.....	McMurry.....	78

76.....	Midwestern State.....	65
83.....	Trinity.....	78
83.....	Midwestern State.....	82
76.....	Wayland Baptist.....	74
49.....	Wayland Baptist.....	58
<b>1,607</b>		<b>1,749</b>

**1958-59 (20-7)****NCAA Regional Tournament**

64.....	Tennessee Tech.....	85
85.....	David Lipscomb.....	69
81.....	Middle Tennessee.....	69
73.....	Austin Peay.....	72
84.....	East Texas Baptist.....	74
66.....	Southwest Texas.....	65
58.....	Baylor.....	65
67.....	East Texas State.....	65
69.....	Texas Wesleyan.....	71
98.....	Trinity.....	67
57.....	Austin College.....	55
52.....	Southwest Texas.....	83
83.....	McMurry.....	68
68.....	Texas Wesleyan.....	83
84.....	Wayland Baptist.....	56
97.....	St. Mary's.....	92
65.....	Wayland Baptist.....	63
91.....	West Texas State.....	68
79.....	Midwestern State.....	74
67.....	McMurry.....	63
99.....	Eastern N.M.....	95
67.....	Midwestern State.....	66
69.....	Austin College.....	78
87.....	Texas Wesleyan.....	76
70.....	Texas-El Paso.....	62

**NCAA REGIONAL**

67.....	Missouri State.....	87
85.....	Western Illinois.....	81
<b>2,032</b>		<b>1,952</b>

**1959-60 (16-12)****NCAA Regional Tournament**

64.....	St. Louis.....	89
68.....	Bradley.....	110
63.....	Marquette.....	88
66.....	Wichita State.....	91
79.....	West Texas State.....	66
49.....	East Texas State.....	54
84.....	David Lipscomb.....	74
72.....	Wayland Baptist.....	63
76.....	McMurry.....	64
79.....	Taylor.....	87
83.....	Arizona State.....	102
82.....	Texas-El Paso.....	84
70.....	New Mexico State.....	91
97.....	West Texas State.....	83
80.....	Austin College.....	48
113.....	McMurry.....	67
76.....	East Texas State.....	59
73.....	Austin College.....	57
82.....	Midwestern State.....	88
72.....	St. Mary's.....	77
73.....	McMurry.....	62
96.....	Texas-El Paso.....	79
98.....	Eastern N.M.....	71
67.....	Wayland Baptist.....	61
99.....	Midwestern State.....	76
88.....	Trinity.....	78

**NCAA REGIONAL**

109.....	Colorado College.....	65
76.....	Truman State (Mo.).....	79
<b>2,234</b>		<b>2,113</b>

**1960-61 (12-12)**

59.....	Murray State.....	84
54.....	Western Kentucky.....	59
80.....	Tennessee Tech.....	76
57.....	West Texas State.....	61
88.....	SW Oklahoma.....	69
83.....	McMurry.....	68
71.....	Texas-Arlington.....	82

61.....	McNeese State.....	87
103.....	Howard Payne.....	66
70.....	Wayland Baptist.....	76
70.....	West Texas State.....	75
68.....	Texas-Arlington.....	61
95.....	Wayland Baptist.....	96
81.....	SW Oklahoma.....	64
80.....	Austin College.....	76
70.....	Wayland Baptist.....	68
74.....	Austin College.....	79
86.....	Midwestern State.....	76
94.....	Eastern N.M.....	76
72.....	Trinity.....	90
80.....	McMurry.....	78
77.....	Trinity.....	74
87.....	Midwestern State.....	97
<b>1,823</b>		<b>1,810</b>

**1961-62 (16-12)****NCAA Regional Tournament**

68.....	Oklahoma Christian.....	66
77.....	Univ. of Dallas.....	53
76.....	Texas-Arlington.....	60
74.....	West Texas State.....	64
89.....	West Texas State.....	72
59.....	Wash-St. Louis.....	66
73.....	Kentucky Wesleyan.....	97
60.....	Oklahoma State.....	74
80.....	Howard Payne.....	106
92.....	North Texas.....	78
84.....	McMurry.....	90
78.....	Midwestern State.....	82
89.....	Eastern N.M.....	58
60.....	Oklahoma Christian.....	61
78.....	Midwestern State.....	81
76.....	Eastern N.M.....	71
82.....	Wayland Baptist.....	70
68.....	Wayland Baptist.....	64
75.....	Austin College.....	64
67.....	Univ. of Dallas.....	58
69.....	Trinity.....	68
49.....	Austin College.....	52
67.....	North Texas.....	74
91.....	Texas-Arlington.....	71
92.....	Trinity.....	87
66.....	McMurry.....	58

**NCAA REGIONAL**

55.....	Southeast Missouri.....	57
74.....	Lamar.....	83
<b>2,068</b>		<b>1,984</b>

**1962-63 (15-9)**

68.....	Tarleton State.....	59
59.....	Univ. of Dallas.....	68
70.....	Tarleton State.....	69
47.....	North Texas.....	86
69.....	Midwestern State.....	79
101.....	Trinity.....	88
64.....	New Mexico.....	88
89.....	Howard Payne.....	106
83.....	Howard Payne.....	85
113.....	University of Dallas.....	80
93.....	McMurry.....	87
77.....	Eastern New Mexico.....	68
69.....	West Texas State.....	71
74.....	Hardin-Simmons.....	90
110.....	Texas-Arlington.....	84
88.....	West Texas State.....	85
92.....	Texas-Arlington.....	75
75.....	Midwestern State.....	58
65.....	Eastern New Mexico.....	70
68.....	Wayland Baptist.....	58
78.....	Trinity.....	73
80.....	Wayland Baptist.....	78
80.....	McMurry.....	65
97.....	Hardin-Simmons.....	95
<b>1,909</b>		<b>1,865</b>



**1963-64 (18-9)**

<b>NCAA Regional Tournament</b>	
74.....New Mexico State.....	76
65.....New Mexico.....	79
101.....Howard Payne.....	76
84.....Lamar.....	102
76.....Midwestern State.....	78
66.....Southwest Texas.....	62
67.....Midwestern State.....	66
90.....Eastern N.M.....	74
108.....Arkansas State.....	76
94.....Lamar.....	83
85.....Wayland Baptist.....	53
102.....Tarleton State.....	76
80.....Tarleton State.....	64
107.....Texas-Arlington.....	86
79.....McMurry.....	80
87.....Wayland Baptist.....	65
66.....Arkansas State.....	92
90.....Texas Wesleyan.....	82
83.....Hardin-Simmons.....	89
93.....Trinity.....	70
92.....Texas-Arlington.....	75
105.....Texas Wesleyan.....	94
93.....Trinity.....	80
107.....McMurry.....	89
70.....Hardin-Simmons.....	94

**NCAA REGIONAL**

73.....Lamar.....	71
87.....Southeast Missouri.....	90
<b>2,324</b>	<b>2,116</b>

**1964-65 (17-9)****Southland Conference Champion  
NCAA Regional Tournament**

42.....Oklahoma State.....	54
57.....Howard Payne.....	55
41.....Midwestern State.....	43
84.....West Texas State.....	62
61.....Southwest Texas.....	45
69.....McMurry.....	64
64.....Oklahoma City.....	73
70.....New Mexico State.....	69
70.....Hardin-Simmons.....	80
80.....Midwestern State.....	85
87.....Tarleton State.....	80
59.....Texas-Arlington.....	55
98.....Trinity.....	68
90.....Lamar.....	91
82.....McMurry.....	83
85.....Eastern N.M.....	76
78.....West Texas State.....	72
83.....Arkansas State.....	70
72.....Hardin-Simmons.....	54
79.....Texas-Arlington.....	66
79.....Trinity.....	68
99.....Lamar.....	80
88.....Tarleton State.....	70
72.....Arkansas State.....	80

**NCAA REGIONAL**

91.....Doane.....	50
66.....Washington-St. Louis.....	69
<b>1,946</b>	<b>1,762</b>

**1965-66 (21-7)****Southland Conference Champion  
NCAA Regional Champion  
NCAA National Tournament**

80.....Angelo State (OT).....	79
62.....West Texas State.....	52
80.....Howard Payne.....	70
78.....McMurry.....	57
82.....Murray State.....	78
62.....Kentucky Wesleyan.....	68
59.....Western Kentucky.....	84
92.....Howard Payne.....	75
67.....Oklahoma State.....	52
73.....N.M. State (OT).....	7
45.....McMurry.....	40
58.....Arkansas State.....	57
73.....Lamar.....	55
87.....Texas-Arlington.....	72

71.....West Texas State.....	60
66.....U.S. Air Force.....	84
79.....Angelo State.....	60
88.....Eastern N.M.....	48
74.....Hardin-Simmons.....	76
78.....Arkansas State.....	74
81.....Trinity.....	62
64.....Hardin-Simmons.....	92
79.....Texas-Arlington.....	61
70.....Lamar (OT).....	66
69.....Trinity.....	48

**NCAA REGIONAL**

94.....Jackson State.....	79
63.....Missouri State.....	58

**NCAA NATIONAL**

62.....North Dakota.....	63
<b>2,036</b>	<b>1,849</b>

**1966-67 (11-11)**

53.....New Mexico.....	62
46.....Texas-El Paso.....	85
80.....Angelo State.....	53
64.....McMurry (OT).....	56
88.....Hardin-Simmons.....	78
72.....Howard Payne.....	93
68.....West Texas State.....	61
78.....Howard Payne.....	72
68.....Angelo State.....	79
89.....McMurry.....	55
80.....Arkansas State (OT).....	82
72.....Lamar.....	66
65.....Hardin-Simmons.....	69
55.....Trinity.....	61
55.....Southern Illinois.....	58
70.....West Texas State.....	69
70.....Arkansas State.....	76
92.....Texas-Arlington.....	72
89.....Trinity.....	77
69.....Centenary.....	74
78.....Texas-Arlington.....	82
86.....Lamar.....	72
<b>1,587</b>	<b>1,552</b>

**1967-68 (11-13)****Southland Conference Champion**

75.....Angelo State.....	73
64.....Howard Payne.....	73
75.....Houston.....	90
72.....McMurry.....	83
72.....Hardin-Simmons.....	68
74.....Howard Payne.....	84
90.....Angelo State.....	76
95.....Fort Hays State.....	65
81.....Colorado State.....	84
80.....Lamar.....	74
79.....Trinity.....	76
70.....Eastern N.M.....	95
81.....McMurry.....	84
76.....Hardin-Simmons.....	90
73.....Eastern N.M.....	74
92.....Centenary.....	91
86.....Texas-Arlington.....	76
78.....West Texas State.....	93
82.....Lamar.....	88
85.....Arkansas State.....	77
73.....Trinity.....	94
101.....Texas-Arlington.....	81
81.....West Texas State.....	90
96.....Arkansas State.....	93
<b>1,930</b>	<b>1,962</b>

**1968-69 (5-20)**

58.....New Mexico.....	97
80.....Angelo State.....	78
105.....Tarleton State.....	73
67.....U.S. Air Force.....	89
97.....Oklahoma City.....	108
79.....McMurry.....	90
62.....Memphis State.....	65
85.....Southwest Texas.....	94
90.....Colorado State.....	87

75.....Murray State.....	84
62.....Southern Illinois.....	81
67.....Hardin-Simmons.....	77
75.....McMurry.....	85
80.....Oklahoma City.....	104
79.....Angelo State.....	92
72.....Lamar.....	85
76.....Trinity.....	111
75.....Arkansas State.....	77
91.....Hardin-Simmons.....	111
73.....Arkansas State.....	94
84.....Tarleton State.....	77
83.....Texas-Arlington.....	75
81.....Texas-Arlington.....	75
89.....Trinity.....	98
85.....Lamar.....	105
<b>1,973</b>	<b>2,226</b>

**Garnie Hatch**  
1969-73 (4 seasons)  
50 wins, 51 losses**1969-70 (10-16)**

59.....Oklahoma.....	83
51.....Oklahoma State.....	61
58.....Angelo State.....	56
78.....Tarleton State.....	58
80.....Dallas Baptist.....	89
68.....McMurry.....	70
69.....Murray State.....	83
84.....San Diego.....	74
54.....Wayland Baptist.....	58
75.....Angelo State.....	87
57.....Trinity.....	69
68.....Lamar.....	92
82.....Dallas Baptist.....	67
58.....McMurry.....	54
74.....Midwestern State.....	101
75.....Midwestern State.....	70
92.....Texas-Arlington.....	111
81.....Tarleton State.....	68
71.....Arkansas State.....	78
67.....Southern Illinois.....	95
74.....Lamar.....	80
71.....Trinity.....	84
75.....Pan American.....	71
82.....Texas-Arlington.....	79
78.....Wayland Baptist.....	67
68.....Arkansas State.....	74
<b>1,849</b>	<b>1,979</b>

**1970-71 (15-9)**

81.....Rice.....	99
73.....McMurry.....	64
90.....Tarleton State.....	93
74.....Texas A&M.....	91
92.....SE Oklahoma.....	62
90.....Tarleton State.....	76
85.....East Texas State.....	71
82.....Pan American.....	76
61.....South Alabama.....	74
59.....Angelo State.....	60
76.....Dallas Baptist.....	67
71.....Northern Colorado.....	56
73.....McMurry.....	77
87.....Texas-Arlington.....	79
90.....Trinity.....	70
86.....U.S. Air Force.....	76
75.....Arkansas State.....	81
70.....Lamar.....	66
82.....Trinity.....	63
95.....Lamar.....	84
78.....Texas-Arlington.....	85
76.....Dallas Baptist.....	74
76.....South Alabama.....	61
57.....Arkansas State.....	72
<b>1,879</b>	<b>1,767</b>

**1971-72 (17-8)**

101.....Tarleton State.....	76
115.....Angelo State.....	69

73.....Baylor.....	78
79.....McMurry.....	66
91.....Tarleton State.....	80
71.....Hardin-Simmons.....	69
101.....McMurry.....	82
82.....Dallas Baptist.....	82
81.....SE Oklahoma.....	74
76.....East Texas State.....	61
81.....Dallas Baptist.....	77
91.....Oklahoma City.....	89
68.....Northern Colorado.....	66
76.....U.S. Air Force.....	70
72.....Arkansas State.....	95
72.....Trinity.....	59
70.....Lamar.....	79
86.....Texas-Arlington.....	90
90.....Angelo State.....	80
109.....Pan American.....	92
72.....Arkansas State.....	79
80.....Texas-Arlington.....	79
52.....Hardin-Simmons.....	55
58.....Trinity.....	56
98.....Lamar.....	103
<b>2,035</b>	<b>1,906</b>

**1972-73 (8-18)**

73.....Samford.....	81
103.....Savannah State.....	81
90.....Angelo State.....	79
70.....Howard Payne.....	71
69.....Baylor.....	72
92.....Angelo State.....	75
90.....Sul Ross State.....	80
74.....New Mexico.....	103
76.....Northern Colorado.....	100
44.....U.S. Air Force.....	49
63.....Hawaii.....	79
84.....Lamar.....	95
70.....Louisiana-Lafayette.....	96
93.....Oklahoma City.....	100
68.....Texas-Arlington.....	79
82.....Arkansas State.....	70
86.....Howard Payne.....	97
72.....Louisiana-Lafayette.....	100
75.....McNeese State.....	79
85.....Oklahoma City.....	91
93.....Lamar.....	77
79.....McNeese State.....	92
72.....Texas-Arlington.....	106
82.....Louisiana Tech.....	103
85.....Arkansas State.....	92
72.....Louisiana Tech.....	108
<b>2,042</b>	<b>2,255</b>

**Willard Tate**  
1973-80 (7 seasons)  
119 wins, 79 losses**1973-74 (14-15)**

98.....Panhandle.....	85
93.....NW Oklahoma.....	92
109.....Wayland Baptist.....	94
*87.....Angelo State.....	105
*83.....Sul Ross State.....	86
84.....New Mexico.....	98
101.....Northern Colorado.....	95
77.....Regis.....	61
72.....Colorado St.-Pueblo.....	103
*91.....Howard Payne.....	104
92.....McMurry.....	98
*80.....Southwest Texas.....	79
*97.....Texas A&I.....	78
*73.....Sam Houston.....	74
*94.....S.F. Austin.....	104
*87.....East Texas State.....	86
68.....U.S. Air Force.....	67
*93.....Tarleton State.....	80
83.....Wayland Baptist.....	91
*82.....Angelo State.....	74
*99.....Sul Ross State.....	91
*91.....East Texas State.....	80
*88.....Howard Payne.....	90



*80 Southwest Texas	94
*93.....Texas A&I.....	107
85.....McMurry.....	98
*76.....Sam Houston.....	71
*77.....S.F. Austin.....	99
*68.....Tarleton State.....	70
<b>2,501</b>	<b>2,554</b>

**1974-75 (16-12)**  
**LSC West Champion**

72.....Wayland Baptist.....	54
58.....Okla. Science-Arts.....	79
68.....NW Oklahoma.....	62
79.....St. Edwards.....	81
63.....McMurry.....	75
61.....Wayland Baptist.....	58
87.....Austin College.....	76
63.....New Mexico.....	85
67.....Hawaii.....	81
65.....Hawaii.....	73
87.....Carroll (Wis.).....	83
*70.....Southwest Texas.....	81
*83.....Texas A&I.....	68
*61.....Sam Houston.....	87
*74.....East Texas State.....	86
*98.....Texas A&I.....	65
*77.....S.F. Austin.....	73
*96.....Sul Ross State.....	74
80.....Okla. Science-Arts.....	70
*79.....Tarleton State.....	73
*62.....Howard Payne.....	74
*89.....Angelo State.....	81
*95.....Sul Ross State.....	77
67.....Tarleton State.....	65
*64.....Howard Payne.....	61
*63.....Angelo State.....	58

**LSC TOURNAMENT**

79.....Howard Payne.....	88
62.....East Texas State.....	66
<b>2,069</b>	<b>2,054</b>

**1975-76 (13-13)**

86.....Wayland Baptist.....	94
82.....Oklahoma Christian.....	80
87.....Oklahoma Science-Arts.....	88
101.....NW Oklahoma.....	76
82.....Howard Payne.....	79
64.....Southwest Texas.....	75
81.....Texas Wesleyan.....	75
71.....St. Edwards.....	54
75.....Okla. Science-Arts.....	64
63.....Texas Lutheran.....	57
103.....Texas Lutheran.....	105
*84.....Sam Houston.....	87
*77.....S.F. Austin.....	73
*80.....Southwest Texas.....	88
*72.....S.F. Austin.....	88
*78.....Texas A&I.....	85
*76.....Sul Ross State.....	74
*75.....East Texas State.....	91
*61.....Tarleton State.....	58
*72.....Howard Payne.....	70
*70.....Angelo State.....	71
*104.....Sul Ross State.....	83
*58.....Tarleton State.....	53
*77.....Howard Payne.....	85
*68.....Angelo State.....	70

**LSC TOURNAMENT**

79.....Southwest Texas.....	87
<b>2,026</b>	<b>2,010</b>

**1976-77 (19-9)**

130.....Paul Quinn.....	80
80.....SE Oklahoma.....	75
94.....Wayland Baptist.....	84
77.....NW Oklahoma.....	78
87.....Oklahoma Science-Arts.....	86
82.....Doane.....	84
63.....Oral Roberts.....	88
104.....Dallas Baptist.....	90
83.....Oklahoma Science-Arts.....	75
89.....NW Oklahoma.....	82

91.....St. Edwards.....	79
110.....Panhandle.....	92
*67.....Tarleton State.....	60
*76.....Sam Houston.....	85
*92.....Texas A&I.....	76
*87.....S.F. Austin.....	82
*91.....S.F. Austin.....	96
*67.....Southwest Texas.....	74
*90.....Tarleton State.....	47
*85.....Southwest Texas.....	62
*75.....Angelo State.....	67
*78.....Howard Payne.....	79
*67.....East Texas State.....	70
*93.....East Texas State.....	79
*71.....Howard Payne.....	70
*81.....Angelo State.....	65

**LSC TOURNAMENT**

68.....Southwest Texas.....	64
82.....Howard Payne.....	87
<b>2,360</b>	<b>2,156</b>

**1977-78 (15-12)**

111.....Paul Quinn.....	100
64.....Texas-El Paso.....	78
89.....Sul Ross State.....	88
112.....Wayland Baptist.....	89
70.....Eastern N.M.....	76
110.....Tarleton State.....	77
87.....Tarleton State.....	67
114.....Sul Ross State.....	81
81.....Okla. Science-Arts.....	74
94.....St. Edwards.....	81
74.....SE Oklahoma.....	73
81.....Eastern N.M.....	67
*86.....Sam Houston.....	73
*89.....S.F. Austin.....	91
*77.....Texas A&I.....	68
*81.....Southwest Texas.....	92
*48.....Angelo State.....	47
*68.....Howard Payne.....	75
*76.....East Texas State.....	81
*74.....East Texas State.....	89
*62.....Howard Payne.....	79
*80.....S.F. Austin.....	79
*83.....Sam Houston.....	77
*71.....Southwest Texas.....	86
*73.....Texas A&I.....	84
*69.....Angelo State.....	74

**LSC TOURNAMENT**

64.....Texas A&I.....	67
<b>2,188</b>	<b>2,113</b>

**1978-79 (15-13)**

66.....Eastern N.M.....	69
89.....Paul Quinn.....	83
97.....College of Santa Fe.....	81
88.....Wayland Baptist.....	82
70.....Texas Wesleyan.....	64
84.....Doane.....	66
69.....Eastern N.M.....	90
85.....St. Edwards.....	66
82.....Texas Wesleyan.....	84
57.....Biola.....	50
73.....Hawaii.....	90
56.....Hawaii.....	72
*75.....Sam Houston.....	81
*63.....S.F. Austin.....	65
*88.....Texas A&I.....	69
*77.....Southwest Texas.....	81
*72.....Angelo State.....	67
*45.....Howard Payne.....	64
*62.....East Texas State.....	88
*70.....East Texas State.....	58
*69.....Howard Payne.....	59
*83.....S.F. Austin.....	66
*71.....Sam Houston.....	70
*60.....Angelo State.....	83
*69.....Southwest Texas.....	76
*85.....Texas A&I.....	75

**LSC TOURNAMENT**

49.....Texas A&I.....	46
52.....Southwest Texas.....	54
<b>2,006</b>	<b>1,999</b>

**1979-80 (27-5)**  
**Lone Star Conference Champion**  
**NAIA District IV Champion**

71.....Dallas Baptist.....	61
75.....Paul Quinn.....	65
88.....Mary Hardin-Baylor.....	76
62.....Dallas Baptist.....	58
82.....Southwestern.....	71
74.....Wayland Baptist.....	58
89.....Southwestern.....	72
70.....Bethany, Kan.....	61
100.....St. Edwards.....	76
58.....Wichita State.....	75
87.....Sul Ross State.....	75
64.....Wayland Baptist.....	47
*58.....S.F. Austin.....	47
*41.....Sam Houston.....	39
*65.....Angelo State.....	56
*57.....Southwest Texas.....	61
*64.....Texas A&I.....	53
*87.....East Texas State.....	64
*54.....Howard Payne.....	56
*67.....Howard Payne.....	65
*62.....East Texas State.....	52
*57.....Angelo State.....	39
*53.....Sam Houston.....	51
*69.....S.F. Austin.....	56
*59.....Southwest Texas.....	50
*84.....Texas A&I.....	73

**LSC TOURNAMENT**

82.....Angelo State.....	76
*57.....Southwest Texas.....	61

**NAIA DISTRICT IV**

90.....Texas Lutheran.....	69
84.....Southwest Texas.....	82

**NAIA NATIONAL**

75.....Illinois Wesleyan.....	55
55.....LeMoyné-Owen.....	56
<b>2,240</b>	<b>1,972</b>



**Mike Martin**  
1980-88 (8 seasons)  
123 wins, 99 losses

**1980-81 (10-17)**

62.....Southwestern.....	74
58.....Wayland Baptist.....	63
60.....Wichita State.....	101
56.....SE Oklahoma.....	58
44.....East Central Oklahoma.....	46
54.....Southwestern.....	59
77.....Bethany-Nazarene.....	72
84.....Sul Ross State.....	62
68.....Wayland Baptist.....	70
67.....Sul Ross State.....	62
88.....N.M. Highlands.....	76
*61.....S.F. Austin.....	57
*83.....Sam Houston.....	92
*69.....Southwest Texas.....	64
*78.....Texas A&I.....	74
*61.....Angelo State.....	60
*55.....East Texas State.....	73
*60.....Howard Payne.....	63
*93.....Howard Payne.....	69
*49.....East Texas State.....	53
*53.....Sam Houston.....	59
*58.....S.F. Austin.....	72
*69.....Angelo State.....	66
*71.....Texas A&I.....	79
*67.....Southwest Texas.....	68

**LSC TOURNAMENT**

54.....S.F. Austin.....	48
40.....Sam Houston.....	50
<b>1,739</b>	<b>1,796</b>

**1981-82 (9-17)**

71.....Mary Hardin-Baylor.....	59
55.....Wichita State.....	93
63.....Colorado Mines.....	57
57.....Eastern New Mexico.....	63
86.....Mary Hardin-Baylor.....	48
72.....Eastern N.M.....	70
52.....Eastern N.M.....	53
49.....Texas-El Paso.....	65
83.....Sul Ross State.....	87
54.....Arkansas College.....	61
71.....Kansas Wesleyan.....	49
*33.....S.F. Austin.....	44
*43.....Sam Houston.....	44
*52.....Texas A&I.....	48
*36.....Southwest Texas.....	43
*61.....Angelo State.....	74
*62.....Howard Payne.....	66
*47.....East Texas State.....	55
*65.....East Texas State.....	72
*83.....Howard Payne.....	77
*52.....Sam Houston.....	64
*62.....S.F. Austin.....	80
*57.....Angelo State.....	71
*46.....Southwest Texas.....	47
*60.....Texas A&I.....	58

**LSC TOURNAMENT**

44.....Sam Houston.....	57
<b>1,516</b>	<b>1,605</b>

**1982-83 (14-14)**

80.....Emporia.....	68
76.....Marymount.....	73
77.....Central Oklahoma.....	71
60.....Wayland Baptist.....	58
75.....Mary Hardin-Baylor.....	61
61.....Oklahoma.....	110
39.....Kansas State.....	52
72.....Wayland Baptist.....	65
83.....Sul Ross State.....	63
72.....Chaminade.....	94
56.....Northern Iowa.....	66
75.....Eastern N.M. (OT).....	77
*47.....S.F. Austin.....	69
*73.....Sam Houston (OT).....	81
*75.....Texas A&I (OT).....	73
*57.....Southwest Texas.....	75
*67.....Angelo State.....	65
*66.....East Texas State.....	68
*76.....Howard Payne.....	73
82.....Eastern N.M.....	95
*65.....East Texas State.....	61
*65.....Howard Payne.....	64
*67.....Sam Houston.....	70
*55.....S.F. Austin.....	62
*60.....Southwest Texas.....	58
*104.....Texas A&I.....	86
*71.....Angelo State.....	79

**LSC TOURNAMENT**

64.....Angelo State.....	66
<b>1,920</b>	<b>2,003</b>

**1983-84 (14-15)**

84.....Wayland Baptist.....	75
84.....Dallas Baptist.....	67
60.....Langston.....	66
55.....Fresno State.....	74
79.....Pepperdine.....	85
91.....American.....	83
100.....Eastern N.M.....	114
65.....Wayland Baptist.....	72
104.....Sul Ross State.....	74
80.....Oral Roberts.....	105
97.....Eastern N.M. (OT).....	94
87.....Mary Hardin-Baylor.....	46
*67.....S.F. Austin.....	81
*75.....Sam Houston.....	70
*110.....Texas A&I.....	93
*77.....Southwest Texas.....	85
*87.....Angelo State.....	76
*72.....Howard Payne.....	55
*75.....East Texas State.....	88

*73.....Angelo State.....	70
*44.....East Texas State.....	67
*79.....Howard Payne.....	70
62.....Phillips, Miss.....	70
*83.....Sam Houston.....	92
*62.....S.F. Austin.....	67
*64.....Southwest Texas.....	69
*97.....Texas A&I.....	75

**LSC TOURNAMENT**

84.....Sam Houston.....	83
57.....Angelo State.....	71
<b>2,254</b>	<b>2,237</b>

**1984-85 (18-10)**

**Lone Star Conference champion**

121.....East Texas State.....	97
100.....Our Lady of the Lake.....	64
77.....Dallas Baptist.....	78
101.....Howard Payne.....	82
93.....Pepperdine.....	89
99.....Wayland Baptist.....	89
72.....Kansas.....	84
108.....Panhandle.....	76
86.....Texas Lutheran.....	89
67.....Midwestern State.....	84
64.....Grand Canyon.....	80
102.....Wabash.....	92
58.....Regis.....	75
75.....Texas Lutheran.....	74
86.....Iowa State.....	106
64.....Wayland Baptist.....	76
100.....Mary Hardin-Baylor.....	72
80.....Howard Payne.....	63
77.....Texas A&I.....	69
81.....East Texas State.....	66
74.....Texas A&I.....	71
76.....Howard Payne.....	67
65.....Angelo State.....	81
93.....Eastern N.M.....	61
68.....Eastern N.M.....	70
82.....Angelo State.....	78
95.....East Texas State.....	81

**LSC TOURNAMENT**

99.....Angelo State.....	81
<b>2,363</b>	<b>2,195</b>

**1985-86 (23-7)**

**Lone Star Conference champion  
NCAA Regional qualifier**

87.....Mary Hardin-Baylor.....	58
83.....Paul Quinn.....	73
62.....Iowa.....	92
70.....Dallas Baptist.....	67
84.....CSU-Chico.....	59
86.....Sul Ross State.....	66
72.....Wayland Baptist.....	59
74.....Wayland Baptist.....	81
85.....Midwestern State.....	90
107.....Kansas Newman.....	93
64.....Emporia State.....	65
50.....Wichita State.....	78
83.....Missouri-Rolla.....	77
77.....Missouri-St. Louis.....	63
69.....Kansas State.....	91
79.....Midwestern State.....	62
*85.....Howard Payne.....	77
*88.....Texas A&I.....	77
*75.....East Texas State.....	52
*89.....Texas A&I.....	66
*85.....Howard Payne.....	79
*54.....Angelo State.....	53
*80.....Eastern N.M.....	75
*91.....Eastern N.M.....	73
*73.....Angelo State.....	66
*98.....East Texas State.....	80

**LSC TOURNAMENT**

79.....Eastern N.M.....	64
74.....Texas A&I.....	65

**NCAA REGIONAL**

72.....SE Missouri.....	94
73.....Sam Houston State.....	60
<b>2,348</b>	<b>2,155</b>

**1986-87 (18-8)**  
**Lone Star Conference champion**  
**NCAA Regional qualifier**

75.....Wayland Baptist.....	83
76.....Texas College.....	66
85.....Texas Lutheran.....	59
75.....Midwestern State.....	62
67.....Kansas State.....	90
63.....Midwestern State.....	54
59.....CSU-Los Angeles.....	68
66.....CSU-Northridge.....	63
67.....Calif-Riverside.....	85
54.....Wayland Baptist.....	53
*64.....Texas A&I.....	58
*84.....Angelo State.....	72
*71.....Howard Payne.....	68
*58.....West Texas State.....	55
*79.....Eastern N.M.....	70
*85.....East Texas State.....	57
*76.....Eastern N.M.....	84
*75.....West Texas State.....	94
*82.....Howard Payne.....	68
*67.....Angelo State.....	61
*88.....East Texas State.....	74
*73.....Texas A&I.....	65

**LSC TOURNAMENT**

63.....Angelo State.....	59
78.....West Texas State.....	69

**NCAA REGIONAL**

71.....Delta State.....	88
63.....West Texas State.....	67
<b>1,864</b>	<b>1,792</b>

**1987-88 (17-10)**

92.....Mary Hardin-Baylor.....	69
87.....Midwestern State.....	89
90.....Eastern N.M.....	75
77.....Angelo State.....	75
118.....Texas College.....	89
86.....Midwestern State.....	79
91.....Mary Hardin-Baylor (OT).....	90
79.....Texas Lutheran.....	100
63.....Midwestern State.....	62
64.....Wayland Baptist.....	63
78.....Wisconsin-Milwaukee.....	88
77.....IUPUI-Fort Wayne.....	79
85.....Quincy, Ill.....	89
76.....Wayland Baptist.....	73
*76.....Angelo State.....	78
*74.....Eastern N.M.....	70
*68.....West Texas State.....	60
99.....Central Oklahoma.....	104
65.....Cameron.....	85
*77.....East Texas State.....	69
*69.....Texas A&I.....	64
103.....Central Oklahoma.....	86
*76.....Texas A&I.....	56
*93.....East Texas State.....	69
*76.....West Texas State.....	78
*85.....Eastern N.M.....	59
*63.....Angelo State.....	70
<b>2,187</b>	<b>2,062</b>



**Dee Nutt**  
1988-90 (2 seasons)  
9 wins, 45 losses

**1988-89 (6-21)**

73.....Mary Hardin-Baylor.....	94
80.....Cameron.....	90
90.....East Texas State.....	116
68.....Angelo State.....	107
45.....Arkansas State.....	110
77.....Midwestern State.....	92
76.....Midwestern State.....	95
75.....Cal Poly.....	80
100.....Emporia (OT).....	99

82.....Alaska-Fairbanks.....	116
91.....St. Edwards (OT).....	81
90.....Mary Hardin-Baylor.....	70
*91.....Eastern N.M.....	98
*78.....West Texas State.....	91
*83.....Cameron.....	76
*79.....Central Oklahoma.....	104
*73.....Texas A&I.....	80
*88.....Angelo State.....	91
*90.....East Texas State.....	91
*84.....Texas A&I.....	103
*69.....Angelo State.....	86
*86.....Cameron.....	105
*89.....Central Oklahoma.....	86
*81.....Eastern N.M.....	99
*62.....West Texas State.....	82
*93.....East Texas State.....	89

**LSC TOURNAMENT**

73.....Texas A&I.....	89
<b>2,170</b>	<b>2,524</b>

**1989-90 (3-24)**

73.....Texas Lutheran.....	91
101.....Mary Hardin-Baylor.....	119
80.....Midwestern State.....	81
76.....Texas Lutheran.....	83
73.....St. Edwards.....	70
78.....Fort Hays State.....	89
63.....Tarleton State.....	78
106.....Mary Hardin-Baylor.....	93
77.....Fort Hays State.....	89
75.....Neb-Kearney.....	99
83.....Wisconsin-Stevens Point.....	92
80.....Nebraska-Kearney.....	95
*66.....Angelo State.....	88
*74.....Cameron.....	86
*88.....Central Oklahoma.....	80
*66.....Texas A&I.....	81
*63.....East Texas State.....	69
*80.....Eastern N.M.....	100
*64.....West Texas State.....	102
*65.....Eastern N.M.....	109
*69.....West Texas State.....	110
*66.....Cameron.....	112
*96.....Central Oklahoma.....	141
*86.....Texas A&I.....	102
*97.....East Texas State.....	117
*82.....Angelo State.....	90

**LSC TOURNAMENT**

88.....East Texas State.....	91
<b>2,115</b>	<b>2,557</b>



**Darryn Shearmire**  
1990-91 (1 season)  
0 wins, 26 losses

**1990-91 (0-26)**

73.....St. Edwards.....	89
91.....Nebraska-Kearney.....	112
69.....Howard Payne.....	79
78.....Fort Hays State.....	95
68.....Emporia State.....	107
74.....St. Edwards.....	96
50.....Howard Payne.....	60
71.....Fort Hays State.....	94
49.....Tarleton State.....	73
80.....Midwestern State.....	109
67.....Tarleton State.....	95
*85.....Texas A&I.....	109
*71.....East Texas State.....	87
*58.....Angelo State.....	94
*59.....Cameron.....	95
*84.....Central Oklahoma.....	116
*52.....East Texas State.....	78
*72.....Texas A&I.....	121
*89.....Central Oklahoma.....	108
*78.....Cameron.....	115
*73.....Eastern N.M.....	78
*46.....West Texas State.....	90
*76.....Eastern New Mexico.....	115
*58.....West Texas State.....	95

*70.....Angelo State.....	70
---------------------------	----

**LSC TOURNAMENT**

76.....West Texas State.....	127
<b>1,817</b>	<b>2,528</b>



**Tony Mauldin**  
1991-96 (5 seasons)  
61 wins, 78 losses

**1991-92 (17-12)**

80.....St. Edwards.....	78
69.....Fort Hays State.....	91
89.....Nebraska-Kearney.....	79
96.....St. Edwards (OT).....	93
108.....Mid-American Bible.....	70
68.....Colorado St.-Pueblo.....	74
99.....Fort Hays State.....	94
114.....Mary Hardin-Baylor.....	81
67.....Mississippi College.....	95
71.....West Alabama.....	73
88.....Mary Hardin-Baylor.....	77
96.....Schreiner.....	82
90.....Sul Ross State.....	54
*80.....Texas A&I.....	90
*75.....East Texas State.....	68
*93.....Cameron.....	70
*109.....Central Oklahoma.....	105
71.....West Texas State.....	81
*77.....Eastern N.M.....	74
*80.....Angelo State.....	75
61.....West Texas State.....	73
*81.....Eastern New Mexico.....	80
*65.....East Texas State.....	60
*72.....Texas A&I.....	81
*92.....Central Oklahoma.....	137
*82.....Cameron.....	83
*82.....Angelo State.....	90

**LSC TOURNAMENT**

106.....Cameron.....	87
101.....Central Oklahoma.....	120
<b>2,461</b>	<b>2,415</b>

**1992-93 (10-18)**

76.....Western N.M.....	86
98.....Colorado Mines.....	80
97.....Adams State.....	109
90.....Adams State.....	84
69.....Mississippi College.....	81
76.....Mary Hardin-Baylor.....	78
74.....West Texas State.....	79
95.....Neb-Kearney.....	99
96.....Schreiner.....	85
78.....University of Dallas.....	72
64.....Texas-El Paso.....	96
56.....West Alabama.....	66
64.....Mississippi College.....	86
114.....Concordia (ot).....	109
*59.....Texas A&I.....	91
*84.....East Texas State.....	69
*90.....Cameron.....	99
*117.....Central Oklahoma.....	119
*71.....Angelo State.....	83
*77.....Eastern N.M.....	87
*91.....Eastern N.M.....	101
*57.....East Texas State.....	68
*94.....Texas A&I.....	77
*118.....Central Oklahoma.....	128
*108.....Cameron.....	80
*81.....Angelo State.....	80

**LSC TOURNAMENT**

82.....Angelo State.....	72
81.....Texas A&I.....	91
<b>2,357</b>	<b>2,455</b>

**1993-94 (14-15)**

101.....Concordia-Austin.....	69
80.....Cameron.....	84
95.....Tarleton State.....	71
83.....Mississippi.....	90



88	Cameron	86
102	Nebraska-Kearney	119
87	Texas-Arlington	79
81	Mary Hardin-Baylor	87
76	Texas-El Paso	80
77	Tarleton State	54
90	Clinch Valley, Va.	79
71	Drury, Mo.	84
77	Cameron	75
*79	Angelo State	80
*76	A&M-Kingsville	80
*72	East Texas State	88
*107	Central Oklahoma	101
*90	West Texas A&M	81
*93	Eastern N.M.	83
*86	West Texas A&M	89
*74	Eastern N.M.	96
*81	East Texas State	84
*80	A&M-Kingsville	62
*96	Central Oklahoma	124
64	Cameron	71
*93	Angelo State (OT)	90

**LSC TOURNAMENT**

103	Central Oklahoma	96
83	Angelo State	79
79	West Texas A&M	85

**2,464** **2,446**

**1994-95 (7-19)**

118	Huston-Tillotson	105
80	Cameron	77
86	Schreiner	71
92	Texas-Arlington	93
62	Concordia-Austin	64
87	Ark-Little Rock	117
98	Howard Payne	63
81	Arkansas State	102
68	Southwest Baptist	90
74	Lubbock Christian	72
81	CSU-San Bernardino	87
69	Cameron	85
*96	Central Oklahoma	117
82	Tarleton State	95
*68	East Texas State	74
*76	A&M-Kingsville	91
*68	Angelo State	79
*79	Eastern N.M.	69
*72	West Texas A&M	74
*82	West Texas A&M	99
*78	Eastern N.M.	70
*96	Central Oklahoma	119
75	Tarleton State	88
*95	A&M-Kingsville (OT)	98
*83	East Texas State	97
*80	Angelo State	96

**2,126** **2,292**

**1995-96 (13-14)**

102	Adams State	70
90	Cameron	81
116	Schreiner	68
78	Arkansas State	82
64	South Alabama	74
113	Huston-Tillotson	88
128	National Christian	47
*69	West Texas A&M	92
*83	Eastern N.M.	111
124	Ouachita Baptist	94
78	Lubbock Christian	66
83	Midwestern State	86
*97	Central Oklahoma	102
*66	Tarleton State	73
*63	East Texas State	79
*65	A&M-Kingsville	67
*81	Angelo State	69
*92	Central Oklahoma	106
106	Midwestern St (OT)	111
*72	East Texas State	65
*81	Tarleton State	78
*88	A&M-Kingsville	95
74	Cameron	77
*78	Angelo State	70
*80	Eastern N.M.	68
*74	West Texas A&M	69

**LSC TOURNAMENT**

73	West Texas A&M	79
----	----------------	----

**2,318** **2,167**



**Shanon Hays**  
1996-99 (3 seasons)  
58 wins, 26 losses

**1996-97 (15-12)**

86	Adams State	55
86	Western N.M.	76
114	Schreiner	69
62	South Alabama	85
78	Texas-San Antonio	90
60	Western N.M.	62
73	N.M. Highlands	53
119	National Christian	71
*78	West Texas A&M	69
*81	Eastern N.M.	79
91	Missouri Western	78
98	Schreiner	55
*74	Midwestern State	79
*94	Central Oklahoma	119
*81	Tarleton State	71
*94	A&M-Commerce	101
*73	A&M-Kingsville	94
*86	Angelo State	71
*75	Central Oklahoma	94
*76	Midwestern State	81
*70	A&M-Commerce	79
*62	Tarleton State	76
*67	A&M-Kingsville	64
*90	Angelo State	79
*71	Eastern N.M.	70
*65	West Texas A&M	61

**LSC TOURNAMENT**

82	West Texas A&M	86
----	----------------	----

**2,186** **2,067**

**1997-98 (22-6)**

88	Incarinate Word	67
106	Concordia	64
101	Harding	100
105	Ouachita Baptist	67
106	Houston Baptist	89
93	Panhandle State	85
99	Central Oklahoma	74
80	Northeastern State	63
123	East Texas Baptist	57
98	Southern Arkansas	71
111	Cal State-East Bay	111
102	Western N.M.	97
*95	Angelo State	72
*73	A&M-Kingsville	89
*90	A&M-Commerce	93
*90	Eastern N.M.	71
*93	West Texas A&M	94
*89	Tarleton State	82
*108	Midwestern State	99
*102	Angelo State	98
*69	Tarleton State	80
*97	Midwestern State	93
*87	A&M-Kingsville	92
*74	A&M-Commerce	69
*74	Eastern N.M.	64
*91	West Texas A&M	87

**LSC TOURNAMENT**

71	Tarleton State	68
129	Central Oklahoma	134

**2,644** **2,309**

**1998-99 (21-8)**

**NCAA Regional qualifier**

75	SE Oklahoma	71
73	East Central	72
108	Missouri Western	88
98	Long Island Post	84
82	Cameron	75
72	SW Oklahoma	60

102	St. Edward's	79
67	NW Missouri	58
81	Missouri Southern	73
113	Western N.M.	81
84	New Hampshire	54
*72	Angelo State	75
*98	Eastern N.M.	77
*60	West Texas A&M	75
*87	A&M-Kingsville	80
*92	A&M-Commerce	73
*70	Tarleton State	83
*75	Midwestern State	88
*86	Angelo State	58
98	Panhandle State	74
*95	Midwestern State	85
*69	Tarleton State	62
*82	West Texas A&M	87
*108	Eastern N.M.	71
*77	A&M-Commerce (2 OT)	84
*98	A&M-Kingsville	101

**NCAA TOURNAMENT**

102	West Texas A&M (3 OT)	96
79	Pittsburg State	59
69	Truman State	76

**2,472** **2,199**



**Mike Martin**  
1999-2002 (3 seasons)  
25 wins, 53 losses

**1999-00 (12-14)**

87	Langston	67
82	Texas Lutheran	81
77	Harding	75
89	Ouachita Baptist	70
103	Central Oklahoma	108
50	Northeastern State	61
100	Sul Ross State	69
64	Southern Indiana	89
53	Western Washington	91
78	National Christian	75
88	Indianapolis (ot)	84
89	Howard Payne	80
*80	Eastern N.M.	53
*68	West Texas A&M	71
*62	Tarleton State	66
*87	A&M-Kingsville	76
*57	Midwestern State	82
*99	A&M-Commerce (OT)	93
*64	Angelo State	69
*56	West Texas A&M	103
*83	Eastern N.M.	77
*50	A&M-Kingsville	51
*62	Angelo State	87
*66	A&M-Commerce	69
*64	Midwestern State	87
*55	Tarleton State	63

**1,913** **1,997**

**2000-01 (6-20)**

65	Missouri Western	92
41	Northwest Missouri	75
76	Grand View	74
54	Neb.-Omaha	74
54	Midwestern State	69
75	Midwestern State	65
64	Southern Indiana	91
73	Indianapolis	83
75	Dillard	57
69	St. Edward's	78
61	SE Oklahoma	68
58	East Central	49
64	Cameron	68
71	SW Oklahoma	72
*66	Eastern N.M.	67
*60	West Texas A&M	69
*63	A&M-Commerce	72
*71	A&M-Kingsville	66
*69	Angelo State	77
*82	Tarleton State	84

*58	Angelo State	67
*54	Tarleton State	68
*76	West Texas A&M	87
*62	Eastern N.M.	49
*67	A&M-Kingsville	75
*64	A&M-Commerce	65

**1,692** **1,861**

**2001-02 (7-19)**

92	Panhandle State	80
59	St. Edward's	79
53	Panhandle State	71
58	St. Edward's	75
87	Texas College	71
89	Central Oklahoma	91
52	Northeastern State	82
69	Southern Indiana	103
76	Kentucky Wesleyan	109
68	SE Oklahoma State	65
55	East Central	76
73	Cameron	71
77	SW Oklahoma State	82
58	Midwestern State	75
*76	A&M-Commerce	74
*41	A&M-Kingsville	59
*61	Eastern N.M.	82
*58	West Texas A&M	80
*114	Angelo State	105
*59	Tarleton State	61
*56	Angelo State	85
*50	Tarleton State	97
*59	A&M-Kingsville	103
*75	A&M-Commerce	85
*70	West Texas A&M	82
*70	Eastern N.M.	71

**1,755** **2,113**



**Klint Pleasant**  
2002-05 (3 seasons)  
33 wins, 48 losses

**2002-03 (13-14)**

81	Howard Payne	75
120	St. Edward's	78
58	Okla. Panhandle State	81
69	Central Oklahoma	79
49	Northeastern State	88
93	Dallas Christian	72
81	Ark.-Monticello	79
85	St. Edward's	80
93	Sul Ross State (ot)	87
75	SE Oklahoma State	63
63	East Central	55
90	Cameron	80
71	SW Oklahoma State	78
*76	Angelo State	85
58	Tarleton State	81
*82	Eastern N.M.	97
*63	West Texas A&M	79
*73	Angelo State	70
*82	Midwestern State	71
*68	A&M-Commerce	74
*68	A&M-Kingsville	77
*76	A&M-Kingsville	74
*78	A&M-Commerce	72
*64	West Texas A&M	79
*74	Eastern N.M.	87
78	Okla. Panhandle State	86
*51	Midwestern State	68

**2,019** **2,095**

**2003-04 (12-15)**

96	Texas-Permian Basin	75
92	Paul Quinn	85
75	Southwestern A.O.G.	54
102	St. Edward's	90
64	SE Oklahoma State	66
69	East Central	73
115	Dallas Christian	62
84	St. Edward's	71
79	Rhema	41



79.....Cameron.....	75
62.....SW Oklahoma.....	70
66.....Tarleton State.....	79
76.....Central Oklahoma.....	73
54.....Northeastern State.....	67
*85.....Angelo State.....	71
*78.....Midwestern State.....	81
*61.....Eastern N.M.....	87
*61.....West Texas A&M.....	76
*68.....A&M-Commerce.....	65
*64.....A&M-Kingsville.....	66
*73.....A&M-Commerce.....	91
*58.....A&M-Kingsville.....	83
*82.....Midwestern State.....	81
*77.....Angelo State.....	83
*66.....West Texas A&M.....	67
*72.....Eastern N.M.....	85

**2,041** **2,005**

**2004-05 (8-19)**

78.....Rhema.....	61
75.....Cameron.....	88
86.....Wiley.....	80
68.....St. Edward's.....	67
76.....Tarleton State.....	68
79.....SW Assemblies of God.....	57
110.....Dallas Christian.....	79
89.....Central Oklahoma.....	105
69.....Northeastern State.....	80
88.....St. Edward's.....	74
91.....Grace.....	66
66.....SE Oklahoma State.....	67
82.....East Central.....	84
93.....Cameron.....	105
81.....SW Oklahoma State.....	86
*85.....Angelo State.....	89
*78.....A&M-Kingsville.....	92
*101.....Angelo State.....	94
*55.....A&M-Commerce.....	99
*71.....Midwestern State.....	71
*72.....Eastern N.M.....	89
*83.....West Texas A&M.....	97
*77.....Eastern N.M.....	85
*68.....West Texas A&M.....	78
*59.....A&M-Kingsville.....	88
*84.....A&M-Commerce.....	85
*71.....Midwestern State.....	94

**2,127** **2,269**



**Jason Copeland**  
2005-11 (6 seasons)  
65 wins, 96 losses

**2005-06 (8-19)**

92.....Huston-Tillotson.....	69
65.....Northeastern State.....	67
64.....Ouachita Baptist.....	81
64.....St. Edward's.....	66
62.....Texas A&M-Commerce.....	78
63.....Central Oklahoma.....	73
57.....Northeastern State.....	60
88.....Grace.....	32
98.....Grace.....	37
*90.....Angelo State.....	85
50.....St. Mary's.....	63
78.....St. Edward's (OT).....	81
52.....East Central.....	70
57.....SE Oklahoma State.....	88
*76.....Angelo State (OT).....	70
97.....SW Oklahoma State.....	83
80.....Cameron.....	77
*55.....West Texas A&M.....	65
*82.....Eastern N.M.....	73
*67.....A&M-Kingsville.....	79
*61.....Tarleton State.....	67
*65.....Midwestern State.....	85
*59.....Tarleton State.....	91
*72.....Midwestern State.....	84
*73.....West Texas A&M.....	87
*64.....Eastern N.M.....	70
*78.....A&M-Kingsville.....	86

**1,899** **1,966**

**2006-07 (10-16)**

71.....Hillsdale Freewill Bapt.....	46
116.....Concordia-Austin.....	114
87.....Howard Payne.....	81
60.....St. Edward's.....	65
88.....A&M-Commerce.....	84
76.....Dallas Baptist.....	61
65.....Northeastern State.....	66
66.....Central Oklahoma.....	92
95.....Rhema College.....	50
70.....St. Mary's.....	68
72.....St. Edward's.....	61
62.....East Central.....	57
66.....SE Oklahoma State.....	77
84.....SW Oklahoma State.....	91
*82.....Eastern N.M.....	86
*69.....West Texas A&M.....	78
*92.....Angelo State.....	6
*74.....Texas A&M-Kingsville.....	85
*75.....Midwestern State.....	93
*67.....Tarleton State.....	87
*67.....Midwestern State.....	93
*80.....Tarleton State (OT).....	81
*76.....Eastern N.M.....	89
*68.....West Texas A&M.....	80
*62.....Angelo State.....	67
*87.....Texas A&M-Kingsville.....	92

**1,977** **2,020**

**2007-08 (20-9)**

92.....Hillsdale Freewill Bapt.....	55
84.....Houston Baptist.....	72
101.....Texas-Permian Basin.....	79
77.....Northeastern State.....	56
88.....Central Oklahoma.....	89
70.....East Central.....	86
70.....SE Oklahoma State.....	59
101.....Dallas Baptist.....	81
89.....Rhema Bible College.....	41
109.....Dallas Baptist.....	86
87.....SW Oklahoma State.....	66
107.....Cameron.....	98
94.....Rhema Bible College.....	55
102.....A&M-Commerce.....	90
*77.....Angelo State.....	73
*73.....Eastern N.M.....	73
*69.....Midwestern State.....	66
*85.....Tarleton State.....	86
*75.....A&M-Kingsville.....	91
*82.....West Texas A&M.....	90
*84.....Eastern N.M.....	60
*96.....Angelo State.....	85
*63.....Tarleton State.....	66
*90.....Midwestern State.....	86
*77.....West Texas A&M.....	82
*95.....A&M-Kingsville.....	83

**LSC TOURNAMENT**  
108.....SW Oklahoma St. (2 OT)..... 98  
65.....Texas A&M-Commerce..... 70  
**2,522** **2,224**

**2008-09 (10-16)**

99.....Hillsdale Freewill Bapt.....	58
99.....Dallas Baptist.....	108
90.....Huston-Tillotson.....	92
89.....Texas-Permian Basin.....	85
65.....Dallas Baptist.....	77
86.....SE Oklahoma State.....	69
102.....East Central.....	70
88.....Texas-Permian Basin.....	83
77.....SW Oklahoma State.....	82
99.....Howard Payne.....	61
73.....A&M-Commerce.....	87
58.....Central Oklahoma.....	76
50.....Northeastern State.....	72
*68.....Eastern N.M.....	58
*63.....West Texas A&M.....	77
*73.....A&M-Kingsville.....	78
*67.....Angelo State.....	77
*73.....Tarleton State.....	70
*73.....Midwestern State.....	84
68.....Cameron.....	71
*75.....Texas A&M-Kingsville.....	76
*77.....Angelo State.....	82

*64.....Tarleton State.....	80
*66.....Midwestern State.....	88
*71.....Eastern N.M.....	65

**1,975** **1,987**

**2009-10 (8-19)**

116.....Baptist Bible College.....	74
84.....Dallas Christian.....	59
104.....Hillsdale.....	49
82.....Dallas Baptist.....	85
57.....Cameron.....	58
88.....SW Oklahoma State.....	87
67.....A&M-Commerce.....	79
50.....Texas-Permian Basin.....	60
69.....Central Oklahoma.....	93
69.....Northeastern State.....	73
74.....Dallas Baptist.....	80
97.....York College.....	73
66.....Texas-Permian Basin.....	58
72.....SE Oklahoma State.....	80
86.....East Central.....	79
65.....Eastern N.M.....	78
68.....West Texas A&M.....	79
58.....Angelo State.....	82
63.....Tarleton.....	83
77.....Midwestern State.....	78
79.....A&M-Kingsville.....	72
65.....A&M-Kingsville.....	76
70.....Angelo State.....	85
60.....Tarleton State.....	70
83.....Midwestern State.....	96
81.....Eastern N.M.....	74
63.....West Texas A&M.....	77

**2,003** **2,037**

**2010-11 (9-17)**

80.....Texa-Permian Basin.....	79
86.....Dallas Baptist.....	90
72.....Dallas Christian.....	68
81.....Texas-Permian Basin.....	95
88.....A&M-Commerce.....	86
63.....Northeastern State.....	35
53.....Central Oklahoma.....	81
69.....East Central.....	62
73.....SE Oklahoma State.....	65
85.....Dallas Baptist.....	71
74.....SW Oklahoma State.....	102
67.....Cameron.....	55
*45.....Tarleton State.....	64
*62.....Midwestern State.....	84
*54.....West Texas A&M.....	71
*55.....A&M-Kingsville.....	66
*52.....Incarnate Word.....	56
*82.....Eastern N.M.....	98
*74.....Angelo State.....	71
*74.....Angelo State.....	90
*65.....West Texas A&M.....	77
*65.....A&M-Kingsville.....	71
*64.....Incarnate Word.....	77
*77.....Eastern N.M.....	79
*61.....Tarleton State.....	82
*73.....Midwestern State.....	82

**1,794** **1,957**



**Joe Golding**  
2011-Present  
(8th season)  
114 wins, 127 losses

**2011-12 (12-16)**

70.....Truman State.....	68
89.....East Central.....	72
65.....Texas-Permian Basin.....	60
69.....A&M-International.....	71
80.....Texas-Permian Basin.....	69
72.....Dallas Baptist.....	80
86.....Southwest Adventist.....	47
*58.....Cameron.....	64
*58.....West Texas A&M.....	61
*59.....Eastern N.M.....	68
*62.....Midwestern State.....	74
85.....Dallas Baptist.....	82

*65.....Incarnate Word.....	70
*59.....A&M-Kingsville.....	72
*92.....A&M-Commerce (OT).....	79
*53.....Tarleton State.....	62
*79.....Angelo State.....	64
*59.....Angelo State.....	65
88.....Paul Quinn College.....	70
96.....Arlington Baptist.....	57
*78.....Midwestern State.....	79
*65.....Cameron.....	77
*49.....West Texas A&M.....	57
*79.....Eastern N.M.....	68
*73.....Incarnate Word.....	79
*80.....A&M-Kingsville.....	70
*72.....A&M-Commerce.....	75
*62.....Tarleton State.....	74

**2,002** **1,934**

**2012-13 (12-14)**

72.....Dallas Baptist.....	79
93.....York, Neb.....	82
83.....Sul Ross State.....	66
75.....Dallas Baptist.....	73
*59.....West Texas A&M.....	58
*60.....Eastern N.M.....	62
*88.....Texas A&M-Commerce.....	90
*50.....Tarleton State.....	64
61.....Rollins, Fla.....	65
82.....Florida Tech.....	72
*71.....Midwestern State.....	72
*59.....Cameron.....	65
87.....Arlington Baptist.....	42
83.....Southwest Adventist.....	48
*93.....Incarnate Word.....	76
*65.....Texas A&M-Kingsville.....	74
*59.....Angelo State.....	56
*82.....Angelo State.....	63
*69.....West Texas A&M.....	78
*64.....Eastern N.M.....	65
*60.....Texas A&M-Commerce.....	57
*70.....Tarleton State (OT).....	75
*55.....Midwestern State.....	60
*62.....Cameron (OT).....	67
*82.....Incarnate Word.....	68
*76.....Texas A&M-Kingsville.....	83

**1,860** **1,760**

**Transition from NCAA Division II to NCAA Division I affiliation begins with 2013-14 season**

**2013-14 (11-20, 2-12)**

75.....at Duquesne.....	94
47.....at St. Bonaventure.....	75
44.....at Maryland.....	67
41.....at Iowa.....	103
64.....at TCU.....	71
62.....vs. W. New Mexico.....	44
78.....vs. N. New Mexico.....	56
65.....at Xavier.....	93
67.....vs. West Alabama.....	77
47.....at Towson.....	74
93.....vs. Hillsdale Free Will.....	53
90.....vs. Bacone.....	63
87.....vs. Open Bible College.....	43
99.....vs. Open Bible College.....	49
*81.....at New Orleans.....	87
*77.....at SE Louisiana.....	85 (ot)
*59.....vs. Oral Roberts.....	82
*73.....vs. Central Arkansas.....	72
*57.....vs. Lamar.....	65
*51.....vs. Sam Houston State.....	70
*48.....at Stephen F. Austin.....	64
*66.....at Northwestern State.....	84
*87.....vs. Houston Baptist.....	81
*69.....vs. A&M-Corpus Christi.....	71
*68.....at Incarnate Word.....	80
108.....vs. Dallas Christian.....	69
80.....vs. Arlington Baptist.....	66
124.....vs. SW Adventist.....	57
*60.....at Nicholls.....	79
*91.....at McNeese State.....	95 (ot)
*56.....vs. Incarnate Word.....	59

**2,214** **2,228**

**2014-15 (10-21, 4-14)**

101.....vs. Hillsdale Free Will.....	61
39.....at Tulsa.....	65
81.....vs. Duquesne.....	102
91.....Jarvis Christian.....	65
56.....at Cal-Riverside.....	76
72.....vs. Sacramento State.....	61
59.....at Houston.....	71
76.....vs. N. New Mexico.....	48
44.....at Loyola-Chicago.....	83
33.....at Boise State.....	77
65.....vs. S.Carolina State.....	59
69.....vs. Ark.-Pine Bluff.....	61
81.....at Grand Canyon.....	83
*87.....vs. Central Arkansas.....	80
*71.....vs. Nicholls.....	54
*98.....at Northwestern State.....	81
*64.....vs. Stephen F. Austin.....	82
*56.....at McNeese State.....	63
*61.....vs. Incarnate Word.....	77
*63.....vs. Sam Houston St.....	80
*74.....at Lamar.....	84
*61.....at Houston Baptist.....	77
*52.....vs. SE Louisiana.....	65
*61.....vs. Lamar.....	80
*49.....at Sam Houston State.....	71
*54.....at SE Louisiana.....	55
*44.....A&M-Corpus Christi.....	67
*55.....at New Orleans.....	75
*83.....Houston Baptist.....	71
*52.....at Incarnate Word.....	64
*27.....at A&M-Corpus Christi.....	58
<b>1,976</b>	<b>2,186</b>

**2015-16 (13-18, 8-10)**

94.....vs. Univ. of the SW.....	63
70.....vs. Howard Payne.....	56
57.....at Portland.....	87
100.....at Colo. State.....	108 (2ot)
72.....vs. Florida A&M (n).....	62
57.....vs. Oakland (n).....	85
75.....vs. New Hampshire.....	86
63.....at Nebraska.....	73
69.....vs. Schreiner.....	46
56.....vs. Cal-Riverside.....	60
69.....at TCU.....	80
70.....at Drake.....	87
90.....vs. Hillsdale Baptist.....	48
*62.....at Central Arkansas.....	61
*62.....at Nicholls.....	63
*87.....vs. NW State.....	72
*62.....at Stephen F. Austin.....	97
*75.....vs. McNeese State.....	67
*60.....at Incarnate Word.....	74
*51.....at Sam Houston St.....	72
*80.....vs. Lamar.....	71
*79.....vs. Houston Baptist.....	72
*60.....at SE Louisiana.....	81
*71.....at Lamar.....	67
*71.....vs. Sam Houston St.....	84
*71.....at Houston Baptist.....	73
*91.....vs. SE Louisiana.....	80
*59.....at A&M-Corpus Christi.....	65
*87.....vs. New Orleans.....	84
*70.....vs. Incarnate Word.....	74
*69.....vs. A&M-Corpus Christi.....	74
<b>2,209</b>	<b>2,272</b>

**2016-17 (13-16, 7-11)**

73.....Schreiner.....	59
65.....at New Hampshire.....	57
65.....vs. Charleston Southern.....	66
64.....at Oklahoma.....	72
71.....vs. Howard Payne.....	55
55.....at New Mexico.....	64
85.....at Charleston Sou.....	82 (ot)
90.....vs. N. New Mexico.....	69
78.....vs. Randall.....	74
86.....at Sac. State.....	88 (2 ot)
51.....at San Francisco.....	86
*66.....at New Orleans.....	75
*53.....at SE Louisiana.....	75
*76.....vs. Central Arkansas.....	81
*69.....vs. Stephen F. Austin.....	60

*50.....vs. SE Louisiana.....	56
*67.....vs. Lamar.....	64
*59.....at Nicholls.....	62
*79.....at Incarnate Word.....	82
*60.....at A&M-Corpus Christi.....	72
*70.....vs. New Orleans.....	69
*71.....vs. Sam Houston State.....	64
*73.....at Central Arkansas.....	84
*76.....vs. Northwestern State.....	76
*82.....at McNeese.....	78
*44.....vs. A&M-Corpus Christi.....	56
*84.....at Sam Houston State.....	81
*75.....vs. Incarnate Word.....	89
*72.....at Houston Baptist.....	81
<b>2009</b>	<b>2073</b>

**Full membership at  
NCAA Division I level**

**2017-18 (16-16, 8-10)  
CollegeInsider.com Tournament  
Participant**

86 vs. Randall.....	68
69 at Arkansas State.....	83
112 vs. Howard Payne.....	62
67 vs. Lipscomb.....	75
85 at Campbell.....	80 (ot)
78 vs. USC-Upstate.....	88
88 vs. Bowling Green.....	83
71 vs. Schreiner.....	43
62 at Air Force.....	58
72 vs. Texas State.....	68
65 at Lipscomb.....	67
109 vs. Arlington Baptist.....	60
47 at Texas Tech.....	74
* 74 at New Orleans.....	77
* 75 vs. Sam Houston State.....	72
* 79 vs. McNeese.....	74
* 70 vs. SE Louisiana.....	72
*82 at Houston Baptist.....	74
* 69 at Northwestern State.....	58
* 66 vs. Stephen F. Austin.....	76
*80 at Central Arkansas.....	63
*66 at A&M-Corpus Christi.....	80
* 74 vs. Lamar.....	69
* 77 at Sam Houston State.....	84
* 65 vs. Nicholls.....	69
*80 vs. Incarnate Word.....	69
*54 at SE Louisiana.....	68
*67 vs. A&M-Corpus Christi.....	76
*72 vs. Central Arkansas.....	74
*56 at Stephen F. Austin.....	76
*69 at Incarnate Word.....	59

**COLLEGEINSIDER.COM TOURNAMENT**  
73 at Drake..... 80 (ot)  
**2,359** ..... **2,279**

**2017-18 (16-16, 8-10)  
Southland Conference Champion  
NCAA Tournament**

107.....vs. Arlington Baptist.....	54
94.....vs. Arkansas State.....	73
67.....at Denver.....	61
72.....vs. Elon (N.C.).....	56
73.....at Pacific.....	71
60.....vs. UC-Riverside.....	48
90.....vs. Howard Payne.....	53
62.....at Pepperdine.....	77
83.....vs. Campbell.....	68
93.....vs. Schreiner.....	53
48.....at #11 Texas Tech.....	82
70.....at SE Missouri State.....	68
88.....vs. McMurry.....	40
*68.....vs. New Orleans.....	58
*68.....at Sam Houston State.....	71
*73.....at McNeese.....	72
*75.....at SE Louisiana.....	72
*75.....vs. Houston Baptist.....	68
*78.....vs. Northwestern St.....	69
*60.....at Stephen F. Austin.....	61
*79.....vs. Central Arkansas.....	56
*78.....vs. A&M-Corpus Christi.....	71

*75 at Lamar.....	64
*85 vs. Sam Houston.....	90 (2ot)
*64 at Nicholls.....	48
*68 at Incarnate Word.....	48
*66 vs. SE Louisiana.....	75
*73 at A&M-Corpus Christi.....	64
*67 at Central Arkansas.....	55
*72 vs. Stephen F. Austin.....	58
*81 vs. Incarnate Word.....	52

**SOUTHLAND CONFERENCE  
TOURNAMENT  
March 13-16 • Katy, Texas**

69 vs. SE Louisiana (sf).....	66
77 vs. New Orleans (f).....	60

**NCAA TOURNAMENT  
Midwest Regional  
March 21-23 • Jacksonville, Florida  
vs. #2 Kentucky**

\* conference game

# ACU AT A GLANCE

**The University:** A selective four-year private Christian university, ACU is the best at providing exceptional academics in a Christ-centered community. It includes the colleges of Arts and Sciences, Biblical Studies, Business Administration, Education and Human Services, Graduate and Professional Studies, and Honors; the Graduate School; the Graduate School of Theology; and the schools of Information Technology and Computing, Nursing, and Social Work. ACU is affiliated with the Churches of Christ and is one of the largest private universities in the Southwest.

**Academic Programs\*:** Students may choose from 70 baccalaureate majors that include more than 135 areas of study, 27 master's degree programs and three doctoral programs.

**Accreditation:** Abilene Christian University is accredited by the Southern Association of Colleges and Schools Commission on Colleges to award associate, baccalaureate, master's and doctoral degrees.

**Students:** 4,910 students, comprising 3,75 undergraduates and 1,152 graduate students, generally from 51 states and territories, and 40 nations.

**Location:** ACU is in Abilene, Texas, an award-winning city of nearly 120,000 150 miles west of the Dallas and Fort Worth area. ACU Dallas, a branch campus in Addison, Texas, is the home of the university's online graduate and professional degree programs.

**Faculty:** 253 full-time faculty members with 93 percent of tenured or tenure-track faculty holding terminal degrees. Abilene Christian has a student-to-faculty ratio of 14:1.

**Financial Aid\*:** The average first-year student's financial aid package for 2014-15 was \$24,000, which included a combination of scholarships, grants, work-study and loans. ACU offered more than 4,400 scholarships and grants valued at more than \$34 million to the entering class of 2015.

**Graduate Success:** Of May 2015 graduates, 91 percent were employed or enrolled in graduate or professional school within six months. Specific programs saw even higher employment success, such as teacher education (100 percent) and business (98 percent). The average starting salary for School of Information Technology graduates was \$58,250. All 2013 graduates who applied to medical, dental and veterinary schools were accepted, continuing a historical trend for ACU science graduates to achieve placement success at rates nearly double the national average.

**International Study:** ACU's Study Abroad programs take students to study in places such as Europe, Asia, Latin America and Africa. Nearly 25 percent of graduating seniors have studied abroad.

**Campus Technology:** ACU is one of the few in the nation to be named an Apple Distinguished School, thanks to its award-winning initiative that helps ensure cutting-edge technology is an integral part of each student's education. iPads are required of every freshman. The university's AT&T Learning Studio and



Learning Commons, both in Brown Library, provide innovative spaces for students to collaborate and acquire skills using the latest technology. The campus has full wireless Internet access.

**Athletics:** NCAA Division I, Southland Conference. Football (FCS), men's and women's basketball, baseball, men's golf, men's and women's cross country, men's and women's indoor and outdoor track and field, women's volleyball, men's and women's tennis, women's softball, and women's soccer. Only four colleges and universities – including UCLA, Stanford and USC – have won more NCAA national team championships than the Wildcats.

*\*For 2015-16 school year.*





# NOTABLE ALUMNI

**G**raduates of ACU have become best-selling Christian authors, ministers, members of Congress, state judges, big-city mayors, researchers, Hollywood movie producers, teachers and superintendents, top Nashville musicians and music producers, distinguished university professors, business owners, internationally renowned physicians, Pulitzer Prize winners, and winners of Emmy, Telly, Dove, Grammy, Inventor of the Year and Teacher of the Year awards.

- **Kent Brantly, M.D.**, a family medicine physician working as a medical missionary for Samaritan's Purse, became the first American to survive the Ebola virus disease in 2014 when he contacted it while serving in Monrovia, Liberia. He was later named *Time* magazine's Person of the Year for 2014 and one of three Texans of the Year for 2014 by the *Dallas Morning News*.



*Max Lucado is a minister and best-selling Christian author.*

- For more than 25 years, **Max Lucado** has been a best-selling Christian author and minister of the Oak Hills Church in San Antonio, Texas.
- In the last six years, seven ACU alumni have served as university presidents or chancellors. Among them, **Dr. Jack Scott** is a former chancellor of the California Community College System, which serves 2.6 million students in 109 colleges.
- Two ACU alumni are members of Congress: **U.S. Rep. Ted Poe** (Houston) and **U.S. Rep. Janice Hahn** (Los Angeles, Calif.).
- **Jack Pope** is a former chief justice and **Jeffrey Boyd** is a current justice of the Texas Supreme Court.
- **B. David Vanderpool, M.D.**, is former president of the Texas Medical Association.

- **Janice Massey, M.D.**, is a neurologist who serves on the faculty of Duke University Medical School and is vice chair of the Board of Directors for the American Board of Psychiatry and Neurology.

- **David Dean Halbert** is an entrepreneur who owns Caris, Ltd., a privately held investment partnership. He previously was co-founder, chair, president and CEO of Advance PCS, a highly successful pharmacy benefit management service company.
- **Tobie Hatfield** is director of Nike's Innovation Kitchen think tank.



## Prominent alumni in the coaching profession

Each year, Abilene Christian graduates are coaches of many of the top high school teams in Texas. In December 2011, three alumni led teams to state football titles: **Hal Wasson** (Class 5A Division I champion Southlake Carroll High School), **Kade Burns** (Class 1A Division 1 champion Mason High School) and **Mark Coley** (TAPPS Six-Man Division 1 Abilene Christian High School).

**Bob Shipley**, whose sons, Jordan and Jaxon have starred at wide receiver at the University of Texas, is the head coach at Belton High School after previous roles at Rotan, Burnet and Brownwood. Wylie High School's highly successful **Hugh Sandifer** is former president of the Texas High School Football Coaches Association. **Allen Wilson**, who recently retired from Dallas Carter High School, won state titles at Paris High School in 1988 and Tyler John Tyler in 1994 during his career. **Sam Harrell** was the head coach at Ennis High School for 16 seasons, winning Class 4A state titles in 2000, 2001 and 2004.

**Wes Kittley**, whose teams won 29 NCAA Division II national titles while he was at ACU, is the head track and field coach at Texas Tech University.



*Former ACU running back Wilbert Montgomery (left) and former ACU offensive lineman Lance Barrow share a laugh before an NFL game. Montgomery has coached running backs for the St. Louis Rams, Baltimore Ravens and the Cleveland Browns. Barrow is the Emmy Award-winning executive producer for football and golf at CBS Sports.*

#### Notable athletics alumni

- **Lance Barrow** is the Emmy Award-winning coordinating producer of golf and football for CBS Sports.
- **Dr. James Womack** is a Distinguished Professor in the Department of Veterinary Pathobiology at Texas A&M University who discovered the genome for cattle and won the prestigious Wolf Prize in Agriculture.
- **Bobby Morrow** won three gold medals in the Olympics and was named *Sports Illustrated* Sportsman of the Year for 1956. In 2005 he was named ACU's "Athlete of the Century." **Earl Young** is an international business entrepreneur who won a gold medal in the 4x400 relay at the 1960 Olympic Games.
- **Wilbert Montgomery** was a longtime assistant coach for the Cleveland Browns, Baltimore Ravens and St. Louis Rams, and is a member of the College Football Hall of Fame. He is a former all-pro running back for the Philadelphia Eagles and was that team's all-time leader in rushing attempts, rushing yards and rushing touchdowns.
- **Jeev Milkha Singh** is a member of the PGA Tour and European Tour, and a former winner of the Asian Order of Merit. ■



*Bobby Morrow won three gold medals in the 1956 Olympics and won the James E. Sullivan Award in 1957 as the nation's top amateur athlete.*

# ACU ATHLETICS EXCELLENCE

**T**he remarkable success of ACU Wildcat student-athletes through the years is a tribute to the student-athletes, the coaches and the tradition of winning permeating the program. ACU recruits its student-athletes for their academic and spiritual qualities, as well as their abilities in athletics.

ACU's intercollegiate athletics program began in 1919 when the football and men's basketball teams were started. Former director of athletics **A.B. Morris** served as the head football and head men's basketball coach during his long tenure at ACU. Former football coach **A.M. "Tonto" Coleman** went on to serve as the commissioner of the famed Southeastern Conference, and former track and field mentor **Oliver Jackson** coached three-time Olympic gold medalist **Bobby Morrow** – still called by some the greatest sprinter who ever lived.

Wildcat student-athletes have been blessed by a wealth of some of the top coaches in collegiate athletics, including **Bill McClure** (track and field), **Wally Bullington** (football), **Dee Nutt** (men's basketball), **Burl McCoy** (women's basketball), **Wes Kittley** (track and field), **Don W. Hood** (track and field), **Don D. Hood** (track and field), **Brek Horn** (volleyball), **Vince Jarrett** (men's golf), and **Chris Thomsen** (football). Current coaches such as **Julie Goodenough** (women's basketball) and **Hutton Jones** (men's and women's tennis) and **Adam Dorrel** (football), are at the top of their profession.

ACU's 54 national titles in track and field are the most in one sport by any university in the country. The Wildcats won 163 Lone Star Conference championships from 1973-2013 and enjoyed some remarkable championship winning streaks. The men's track and field team won 18 straight LSC championships (27 overall), and the women's track and field team won each of the first 20 LSC titles before its streak ended in 2004. The men's cross country team saw its LSC championship streak end in November 2011 at 20 straight.

ACU student-athletes also have been awarded some of their sports highest individual honors, the most recent in 2008 when running back **Bernard Scott** won the Harlon Hill Trophy as the top player in NCAA Division II football. That same year, offensive center **Sam Collins** won the Gene Upshaw Award as the top lineman in NCAA Division II.

In 2007, cross country standout **Nicodemus Naimadu** became the first athlete in NCAA history – male or female, any level – to win four consecutive

---

**No intercollegiate athletics program in the state of Texas – at any level – can claim as many national championships as ACU, which has won 64 team titles since 1952. Of them, 57 have come at the NCAA Division II level, the fifth-most NCAA national championships in history behind only UCLA, Stanford, USC and NCAA Division III swimming powerhouse Kenyon College.**

---

individual national championships. In 2009, decathlete **Camille Vandendriessche** became the first athlete in NCAA history to win three straight individual national championships in the decathlon. One year later, **Linda Brivule** became the first female in NCAA Division II history to win the individual national championship in the javelin.

ACU's internationally recognized track and field program has produced world-record holders, more than 20 Olympians, several hundred all-America performers and two Olympic gold medalists. In addition, the program was named the Texas Sports Dynasty of the Century by *Texas Monthly* magazine in November 1999.

Wildcat teams won 163 Lone Star Conference titles from 1973-2013, more than twice its closest competitor. Also, ACU has produced 32 NCAA Post-Graduate Scholarship honorees since 1966.

The Wildcats also are heavily represented in Halls of Fame across the country, the most recent in June 2015 when Jackson and Morrow were elected to the Texas Track and Field Coaches' Association Hall of Fame.

Morrow is in six different halls of fame: ACU, Drake Relays, U.S. Olympic, U.S. Track and Field, Texas Sports, and Texas Track and Field. Jackson is a member of the Texas Sports and U.S. Track Coaches halls of fame, and more than 50 other former Wildcats are recognized by other such organizations around the nation.

Abilene Christian was the only university in NCAA Division II to have been ranked in the top 15 in each of the first 16 Learfield Directors' Cup final standings, including second in 1995-96, 1996-97, 1998-99, and 2005-06. The Wildcats finished in the top four in four other seasons. ■

# 2018-19 SCHEDULE



## NOVEMBER (7-0)

6	Arlington Baptist	W	107-54
9	Arkansas State	W	94-73
15	at Denver	W	67-61
22	vs. Elon (N.C.)	W	72-56
23	at Pacific	W	73-71
24	vs. UC-Riverside	W	60-48
27	Howard Payne	W	90-53

## DECEMBER (4-2)

1	at Pepperdine	L	77-62
4	Campbell	W	83-68
8	Schreiner	W	93-53
15	at Texas Tech	L	82-48
21	at SE Missouri State	W	79-68
29	McMurry	W	88-40

## JANUARY (6-2)

2	* New Orleans	W	68-58
5	* at Sam Houston State	L	71-68
9	* at McNeese	W	73-72
12	* at SE Louisiana	W	75-72
16	* Houston Baptist	W	75-68
19	* Northwestern State	W	78-69

23	* at Stephen F. Austin	L	61-60
26	* Central Arkansas	W	79-56
30	* A&M-Corpus Christi	W	78-71

## FEBRUARY (4-2)

6	* at Lamar	W	75-64
9	* Sam Houston State	L	90-85 (2ot)
13	* at Nicholls	W	64-48
16	* at Incarnate Word	W	68-48
23	* SE Louisiana	L	75-66
27	* at A&M-Corpus Christi	W	73-64

## MARCH (4-0)

2	* at Central Arkansas	W	67-55
5	* Stephen F. Austin	W	72-58
9	* Incarnate Word	W	81-52
15	^ vs. SE Louisiana	W	69-66
16	^ vs. New Orleans (ESPN2)	W	77-60
21	vs. Kentucky (CBS)	7:10 p.m. (EST)	NCAA Tournament 1st Round

Bold denotes home games in Moody Coliseum

\* Southland Conference game

^ Southland Conference Tournament game



ACUSPORTS.COM

@ACUSPORTS ACUSPORTS ACUSPORTS #GOWILDCATS

