

Ole Miss

BASKETBALL

2018-19 OLE MISS MEN'S BASKETBALL GAME NOTES

Ole Miss Athletics Communications | 908 All-American Dr. | University, MS 38677

MBB Contact: Adam Kuffner | kuffner@olemiss.edu | | 662-915-7031 (o) | 662-816-0497 (c)

Web: OleMissSports.com, OleMissGameday.com | Twitter: @OleMissSports, @OleMissMBB, @RebelCoachDavis

Facebook: Facebook.com/OleMissSports, Facebook.com/OleMissMBB | Instagram: OleMissMBB

2018-19 SCHEDULE


Date	Opponent [TV]	Time/Result
11/2	FAYETTEVILLE STATE (Ex.) [SECN+]	W, 101-52
11/10	WESTERN MICHIGAN [SECN+]	W, 90-64
11/16	at RV/RV Butler [FS2]	L, 76-83
11/20	NICHOLLS [SEC Network]	W, 75-55
11/23	vs. Baylor^ [CBS Sports Network]	W, 78-70
11/24	vs. Cincinnati^ [CBS Sports Network]	L, 57-71
11/28	SAN DIEGO [SECN+]	W, 93-86
12/1	ULM [SECN+]	W, 83-60
12/8	at Illinois State [ESPN+]	W, 81-74
12/12	vs. Southeastern Louisiana@ [SECN+]	W, 69-47
12/16	CHATTAHOOGA [SEC Network]	W, 90-70
12/21	vs. Middle Tennessee\$	W, 74-56
12/29	FLORIDA GULF COAST [SECN+]	W, 87-57
1/5	at Vanderbilt* [SEC Network]	W, 81-71
1/9	#11/10 AUBURN* [ESPN2]	W, 82-67
1/12	at #14/14 Mississippi State* [CBS]	W, 81-77
1/15	RV/RV LSU* [SEC Network]	L, 69-83
1/19	ARKANSAS* [SEC Network]	W, 84-67
1/22	at Alabama* [ESPN]	L, 53-74
1/26	#24/25 IOWA STATE% [ESPN]	L, 73-87
1/30	at Florida* [SEC Network]	L, 86-90 (OT)
2/2	#22/21 MISSISSIPPI ST.* [SEC Network]	L, 75-81
2/6	TEXAS A&M* [SEC Network]	W, 75-71
2/9	at Georgia* [SEC Network]	W, 80-64
2/13	at RV/RV Auburn* [SEC Network]	W, 60-55
2/16	MISSOURI [SEC Network]	W, 75-65
2/19	at South Carolina* [SEC Network]	L, 64-79
2/23	GEORGIA* [SEC Network]	W, 72-71
2/27	#7/7 TENNESSEE* [SEC Network]	L, 71-73
3/2	at Arkansas* [SEC Network]	L, 73-74
3/5	#6/6 KENTUCKY* [ESPN]	8 p.m.
3/9	at Missouri [SEC Network]	2:30 p.m.
3/14-17	SEC Tournament [Nashville, Tenn.]	TBA

* SEC Game | Ranking: AP/USA TODAY Coaches | All Times CT
^ Emerald Coast Classic (Destin, Fla.)

@ Game at Mississippi Coliseum in Jackson, Miss.

\$ Game at Bridgestone Arena in Nashville, Tenn.

% Big 12/SEC Challenge



#6/6 Kentucky

WILDCATS

(24-5, 13-3 SEC)

Head Coach: John Calipari

Career: 702-207/27th

At UK: 299-69/10th

GAME 30

Date: Tuesday, March 5, 2019

Time: 8 p.m. CT

Location: Oxford, Miss.

Arena: The Pavilion at Ole Miss (9,500)

Television: ESPN

Karl Ravech, play-by-play

Jimmy Dykes, analyst

Laura Rutledge, reporter

Radio: Ole Miss Sports Network

David Kellum, play-by-play

Sean Tuohy, analyst

Live Video: WatchESPN.com

Live Audio: OleMissSports.com

Series: Kentucky leads 106-13

Last Meeting: #23 Kentucky won 96-78

Feb. 28, 2018



Ole Miss

REBELS

(19-10, 9-7 SEC)

Head Coach: Kermit Davis

Career: 488-273/24th

At OM: 19-10/1st

TIPOFF TIDBITS

- Ole Miss enters Tuesday's game ranked No. 37 in the NET with four Quadrant 1 victories.
- The Rebels currently have the 11th-best turnaround season in the country after only 12 wins last year.
- Prior to tipoff, Ole Miss will honor its three seniors who all hail from the state of Mississippi: **D.C. Davis** (Purvis), **Terence Davis** (Southaven) and **Bruce Stevens** (Louin); all three have played in each game this season.
- Senior guard **Terence Davis** ranks seventh in school history in three-pointers made (167), 10th in steals (135) and 14th in scoring (1,460 points).
- No. 6 Kentucky is the highest ranked team to play in The Pavilion since Jan. 28, 2017 (No. 5 Baylor).
- In last year's matchup in Lexington, five returners scored 70 of the team's 78 points: **Terence Davis** (26), **Bruce Stevens** (13), **Breein Tyree** (13), **Dominik Olejniczak** (10) and **Devontae Shuler** (8).
- **Bruce Stevens** registered his first double-double as a Rebel at Kentucky last year, scoring 13 points with a career-high 13 rebounds.
- The Rebels' last three games have been decided by a total of four points; the game-defeating bucket came with less than six seconds left in the two losses.
- On Monday, **Breein Tyree** was named as a finalist for the Howell Trophy (best men's college basketball player in the state of Mississippi); a Rebel has won the award five of the past six seasons.
- With 34.3 ppg in conference play, **Breein Tyree** and **Terence Davis** make up the highest scoring duo in the SEC.
- Ole Miss has secured a conference record of .500-or-better for the seventh time in the last eight years; looking ahead to the SEC Tournament, the Rebels can finish anywhere from the No. 4 seed to the No. 9 seed.
- The Rebels lead the SEC and rank seventh nationally in free throw percentage (77.5); Ole Miss has shot over 85.0 percent from the free throw line in 10 games this season, including 93.0 percent-or-better in four games.
- **Terence Davis** and **Breein Tyree** account for 44.4 percent of the Rebels' scoring on the season.
- Tyree is the only player in the SEC to rank in the conference's top 10 in scoring (3rd-18.3 ppg), free throw percentage (3rd-83.2), field goal percentage (5th-48.4) and three-pointers made (7th-2.2 per game).

OLE MISS STYLE GUIDE

NAME

Ole Miss (preferred)
University of Mississippi
~~Mississippi~~

NICKNAME

Rebels

MASCOT



TONY

PROJECTED OLE MISS STARTERS



G | 2 | DEVONTAE SHULER
6-2 | 192 | So. | Irmo, S.C.

PTS	REB	AST	STL	FG%	FT%
9.8	4.1	3.1	1.8	43.7	84.5



G | 4 | BREEIN TYREE
6-2 | 195 | Jr. | Somerset, N.J.

PTS	REB	AST	STL	FG%	FT%
18.3	3.1	2.9	1.0	48.4	83.2



G | 3 | TERENCE DAVIS
6-4 | 205 | Sr. | Southaven, Miss.

PTS	REB	AST	STL	FG%	FT%
15.5	5.7	3.4	1.7	45.9	75.8




G/F | 0 | BLAKE HINSON
6-7 | 229 | Fr. | Deltona, Fla.

PTS	REB	AST	STL	FG%	FT%
8.6	2.8	1.3	0.5	40.9	74.5



F | 12 | BRUCE STEVENS
6-8 | 252 | Sr. | Louin, Miss.

PTS	REB	AST	STL	FG%	FT%
8.2	4.4	0.7	0.6	50.8	81.8

0		BLAKE HINSON 6-7 229 Fr. Deltona, Fla. Major: Sports and Rec. Admin.	PTS	REB	AST	STL	FG%	FT%	LAST GAME: Scored seven points, all in the first half, with four rebounds NOTES: Has started 27 games ... Scored a career-high 26 points in the win at No. 14 Mississippi State (Jan. 12), the most points by an Ole Miss freshman in a game since Jarvis Summers in 2011 ... Rated the No. 102 player in the country out of HS
G/F			8.6	2.8	1.3	0.5	40.9	74.5	
1		ZACH NAYLOR 6-8 220 Jr. Houston, Texas Major: General Studies	PTS	REB	AST	STL	FG%	FT%	LAST GAME: Did not play at Arkansas NOTES: Has appeared in 18 of the team's 29 games ... Scored a career-high five points in a career-high 15 minutes in the win at Auburn (Feb. 13) ... Two-time all-region honors at Weatherford College and led them in scoring last season (18.2 ppg)
F			0.8	0.9	0.3	0.1	41.7	100.0	
2		DEVONTAE SHULER 6-2 192 So. Irmo, S.C. Major: General Studies	PTS	REB	AST	STL	FG%	FT%	LAST GAME: Recorded 12 points, team-high six boards, four assists and three steals NOTES: Ranks fourth in the SEC in steals, seventh in assist/turnover ratio (1.7) and ninth in minutes per game (32.2) ... Nine games with at least three steals ... Scored a career-high 24 points vs. Cincinnati (Nov. 24), named ECC All-Tournament Team
G			9.8	4.1	3.1	1.8	43.7	84.5	
3		TERENCE DAVIS 6-4 205 Sr. Southaven, Miss. Major: General Studies	PTS	REB	AST	STL	FG%	FT%	LAST GAME: Tallied 12 points, five rebounds and three assists off the bench NOTES: Ranks in the SEC's top 10 in steals (6th), scoring (7th), FG% (8th) and assists (10th) ... SEC Player of the Week (Jan. 14) ... Scored 30 points at Butler (Nov. 16), his fourth career 30-point game ... Ranks 14th in scoring in Ole Miss history
G			15.5	5.7	3.4	1.7	45.9	75.8	
4		BREEIN TYREE 6-2 195 Jr. Somerset, N.J. Major: General Studies	PTS	REB	AST	STL	FG%	FT%	LAST GAME: Scored 20 points, including 17 in the second half, with five assists NOTES: Second in the SEC in scoring (18.9 ppg) in conference play ... Averaging 20.5 ppg over the last 11 games ... Two 31-point games, at Georgia (Feb. 9), at Vanderbilt (Jan. 5) ... Ranks in the SEC's top five in scoring (3rd), FT% (3rd), FG% (5th)
G			18.3	3.1	2.9	1.0	48.4	83.2	
5		BRIAN HALUMS 6-5 188 Jr. Hollandale, Miss. Major: General Studies	PTS	REB	AST	STL	FG%	FT%	LAST GAME: Did not play at Arkansas NOTES: Played a career-high 11 minutes and scored five points at Alabama (Jan. 22) ... Made his Rebel debut vs. WMU (Nov. 10), scoring a career-high six points in four minutes ... Earned all-state and all-league honors both years at Itawamba CC
G			1.5	0.5	0.2	0.0	21.1	66.7	
10		CARLOS CURRY 6-11 235 Fr. Albany, Ga. Major: Freshman Studies	PTS	REB	AST	STL	FG%	FT%	LAST GAME: Did not play at Arkansas NOTES: Will redshirt this season ... Averaged a double-double as a high school senior (15 ppg and 10 rpg) ... Earned all-state honorable mention accolades as well as all-region second team, all-area and defensive player of the year
F			--	--	--	--	--	--	
11		FRANCO MILLER JR. 6-2 202 Fr. Freeport, Bahamas Major: Sports and Rec. Admin.	PTS	REB	BLK	STL	FG%	FT%	LAST GAME: Did not play at Arkansas NOTES: Will redshirt this season to recover from a knee injury ... Spent last season at Crestwood Preparatory College in Toronto, Canada ... Averaged 25.8 ppg, 6.0 rpg, 5.2 apg and 3.3 spg ... Broke the 40-point threshold twice throughout the year
G			--	--	--	--	--	--	
12		BRUCE STEVENS 6-8 252 Sr. Louin, Miss. Major: General Studies	PTS	REB	AST	STL	FG%	FT%	LAST GAME: Recorded his third career double-double (10 points, 10 rebounds) NOTES: Ranks second on the team in rebounding ... Leads Rebels in rebounding (5.4 rpg) over the last seven games (4.1 rpg prior) ... Had a double-double vs. Tennessee (Feb. 27) ... Season high in points (17) in wins over Missouri (Feb. 16) and Baylor (Nov. 23)
F			8.2	4.4	0.7	0.6	50.8	81.8	
13		DOMINIK OLEJNICZAK 7-0 260 Jr. Torun, Poland Major: General Studies	PTS	REB	BLK	STL	FG%	FT%	LAST GAME: Scored six points and grabbed one board in 17 minutes off the bench NOTES: Leads the team in blocks ... Scored a season-high 13 points in the win over Arkansas (Jan. 19) ... Played in FIBA World Cup qualifying last summer ... Scored a career-high 16 points at Texas last year against NBA Draft first round pick Mo Bamba
C			5.6	3.1	0.9	0.6	56.8	76.3	
14		KJ BUFFEN 6-7 220 Fr. Gainesville, Ga. Major: Freshman Studies	PTS	REB	BLK	STL	FG%	FT%	LAST GAME: Scored four points and grabbed four rebounds in 23 minutes NOTES: Scored a career-high 17 points and went 8 for 8 at the free throw line at Florida (Jan. 30) ... Has come off the bench in 27 games (20.7 mpg), but has started two games in SEC play ... Ranks third on the team in rebounds and blocks
F			6.0	4.4	0.5	0.9	46.5	67.5	
15		LUIS RODRIGUEZ 6-6 202 Fr. Los Angeles, Calif. Major: Sports and Rec. Admin.	PTS	REB	AST	BLK	FG%	FT%	LAST GAME: Played five minutes off the bench NOTES: Has played in 23 games this season ... Scored a career-high seven points in a career-high 18 minutes at Alabama (Jan. 22) ... Rated a 4-star small forward and the No. 1 player out of the state of Connecticut (No. 143 nationally) by 247Sports
G/F			1.1	1.1	0.6	0.3	42.9	87.5	
20		D.C. DAVIS 5-11 185 Sr. Purvis, Miss. Major: General Studies	PTS	REB	AST	STL	FG%	FT%	LAST GAME: Started, recording one rebound and one assist in 18 minutes NOTES: Earned a start vs. Arkansas, scoring seven points with a career-high four assists in a career-high 27 minutes (Jan. 19) ... Scored a career-high 12 points on a perfect 4 of 4 shooting vs. WMU (Nov. 11) ... Former walk-on that earned a scholarship
G			2.3	1.6	0.8	0.3	41.2	70.8	
30		ANTONIO MORGANO 5-10 173 So. Morgantown, W. Va. Major: Political Science	PTS	REB	AST	STL	FG%	FT%	LAST GAME: Did not play at Arkansas NOTES: Has appeared in six games this season ... Scored two points vs. FGCU (Dec. 29), his first points as a Rebel, making a bucket in the last minute ... Played in one game last season ... Led Morgantown HS to a 27-0 record and state championship
G			0.3	0.2	0.0	0.0	50.0	--	
33		JOHN MCBRIDE 6-5 216 Fr. Memphis, Tenn. Major: Accountancy	PTS	REB	BLK	STL	FG%	FT%	LAST GAME: Did not play at Arkansas NOTES: Walk-on ... Tabbed first team all-state (Division II-AA) by the Tennessee Sports Writers Association after averaging 18.6 points per game, 7.9 rebounds per game and 3.0 assists per game as a senior ... Named Division II-AA Co-MVP
G			--	--	--	--	--	--	

CAREER RECORD AS A HEAD COACH (ALL DIVISIONS):

488-273 (.641 pct. / 24 seasons)

CAREER RECORD AS A HEAD COACH (DIVISION I):

422-248 (.630 pct. / 21 seasons)

COACHING HONORS

- 1989 Big Sky Coach of the Year (league)
- 1990 Big Sky Coach of the Year (league)
- 2003 Sun Belt Coach of the Year (league)
- 2008 Sun Belt Coach of the Year (Colleg Insider.com)
- 2010 Sun Belt Coach of the Year (Colleg Insider.com)
- 2012 Sun Belt Coach of the Year (league, Colleg Insider.com)
- 2012 NABC District 24 Coach of the Year
- 2013 Sun Belt Coach of the Year (league, Colleg Insider.com)
- 2016 Daily News Journal Sportsperson of the Year
- 2017 Conference USA Coach of the Year (league)
- 2017 NABC District 11 Coach of the Year
- 2017 TSWA Coach of the Year

**COACHING CAREER**

Season	School	Position	Record/Postseason
1984-85	Southwest Mississippi CC	Head Coach	17-9
1985-86	Southwest Mississippi CC	Head Coach	22-11
1986-87	Idaho	Assistant Coach	16-14
1987-88	Idaho	Assistant Coach	19-11
1988-89	Idaho	Head Coach	25-6/NCAA First Round
1989-90	Idaho	Head Coach	25-6/NCAA First Round
1990-91	Texas A&M	Head Coach	8-21
1991-92	Chipola	Associate Head Coach	
1992-93	Chipola	Associate Head Coach	
1993-94	Chipola	Head Coach	27-5/State Semifinals
1994-95	Utah State	Associate Head Coach	21-8/NIT
1995-96	Utah State	Associate Head Coach	18-15
1996-97	Idaho	Head Coach	13-17
1997-98	LSU	Associate Head Coach	9-18
1998-99	LSU	Associate Head Coach	12-15
1999-2000	LSU	Associate Head Coach	28-6/NCAA Sweet Sixteen
2000-01	LSU	Associate Head Coach	13-16
2001-02	LSU	Associate Head Coach	19-15/NIT Second Round
2002-03	Middle Tennessee	Head Coach	16-14
2003-04	Middle Tennessee	Head Coach	17-12
2004-05	Middle Tennessee	Head Coach	19-12
2005-06	Middle Tennessee	Head Coach	16-12
2006-07	Middle Tennessee	Head Coach	15-17
2007-08	Middle Tennessee	Head Coach	17-15
2008-09	Middle Tennessee	Head Coach	18-14
2009-10	Middle Tennessee	Head Coach	19-14/CIT First Round
2010-11	Middle Tennessee	Head Coach	16-16
2011-12	Middle Tennessee	Head Coach	27-7/NIT Quarterfinals
2012-13	Middle Tennessee	Head Coach	28-6/NCAA First Four
2013-14	Middle Tennessee	Head Coach	24-9
2014-15	Middle Tennessee	Head Coach	19-17/CIT First Round
2015-16	Middle Tennessee	Head Coach	25-10/NCAA Second Round
2016-17	Middle Tennessee	Head Coach	31-5/NCAA Second Round
2017-18	Middle Tennessee	Head Coach	25-8/NIT Second Round
2018-19	Ole Miss	Head Coach	19-10

EDUCATION: Bachelor's (1982); Master's (1984) - Mississippi State**FASTBREAK FACTS ON KERMIT DAVIS**

- Ranks 132nd all-time in career wins and 31st among active head coaches
- Nine seasons of 24 or more wins as a head coach
- Eight-time conference coach of the year
- First coach in Ole Miss history to win his first three SEC games
- Second coach in Ole Miss history to win 13 of his first 15 games as the Rebels' head coach
- Winningest head coach in Middle Tennessee history
- Winningest head coach in Sun Belt Conference history
- Coached Middle Tennessee to 179 wins in the last seven seasons, the most by any school in the state of Tennessee during that span
- Won nine conference championships (seven regular season, two conference tournaments) at Middle Tennessee over the past nine seasons
- Last season, led the Blue Raiders to a nation-best 12 road wins as Middle Tennessee went 12-2 in true road games
- Coached one of the biggest upsets in NCAA Tournament history, leading No. 15 seed Middle Tennessee to a win over No. 2 seed Michigan State in the 2016 NCAA Tournament
- One year later, led Middle Tennessee back to the NCAA Tournament as a No. 12 seed, where they beat No. 5 seed Minnesota
- Other wins over Power 5 schools include Auburn, Ole Miss, Tennessee, UCLA and Vanderbilt
- As a head coach, has led his teams to 14 conference championships (10 regular season, four conference tournaments)
- Serving as associate head coach, helped Utah State and LSU earn conference titles; took LSU to the Sweet 16 to conclude a 28-6 campaign
- Inducted into the Southwest Mississippi College Hall of Fame in October 2018
- Youngest Division I head coach in the nation at Idaho at age 28
- Youngest junior college coach in the nation at Southwest Mississippi at age 24
- He and his wife Betty have two daughters, Ally and Claire

*Coach Davis' full bio can be found on OleMissSports.com

OLE MISS QUICK FACTS

Name...Ole Miss (The University of Mississippi)
Nickname..... Rebels
Location..... Oxford, Mississippi
Founded..... November 6, 1848
Enrollment..... 23,258
School Colors..... Cardinal Red and Navy Blue
Mascot..... Rebel
Interim Chancellor..... Larry D. Sparks
Faculty Representative..... Dr. Ron Rychlak
Athletics Director..... Ross Bjork
Conference..... Southeastern (SEC)
2017-18 Record..... 12-20
SEC Record/Finish..... 5-13/14th SEC
Postseason..... N/A
Lettermen Returning/Lost..... 7/8
Starters Returning/Lost..... 3/2
Newcomers..... 8

MEDIA SERVICES

CREDENTIALS

Please contact the Athletics Communications Office for game credentials. Requests for credentials should be emailed to Adam Kuffner (kuffner@olemiss.edu) and will be limited to working members of the media. Credentials will be held at the will-call table located at the media entrance on the southwest corner of The Pavilion at Ole Miss.

Priority will be given to media representatives that cover Ole Miss Basketball on a regular basis. Credentials are non-transferable. Unauthorized use is strictly prohibited.

INTERVIEW POLICY

All interview requests — coaches and players — **MUST** be coordinated through the Communications Office. During the week, head coach Kermit Davis and Rebel players will generally be available for interviews at the Tuohy Center or The Pavilion before practice on Mondays, unless arranged otherwise. Please email or text your player requests to Adam Kuffner by 1 p.m. of the day prior to interviews. There will be no gameday player interviews until after the game.

PRACTICE POLICY

Some Ole Miss basketball practices may be opened to the media. If you would like to attend, contact Adam Kuffner for availability and more information.

WEEKLY TELECONFERENCE

The Southeastern Conference conducts teleconferences 2-3 times per month with all 14 men's basketball head coaches beginning in January and running through the end of the season. Contact the SEC Media Relations office or the Ole Miss Athletics Communications office for dates and times.

PARKING

Media parking is located in the garage or at the Ole Miss Track Complex. Media members should request parking in advance. Media members that attend practices, press conferences and other on-campus events during the week should make arrangements with campus parking by visiting olemiss.edu/parking/media.html.

POSTGAME INTERVIEWS

Both team locker rooms are CLOSED to the media following the game, by facility policy. Visiting coach and player interviews will address the media in the media workroom following a cooling off period approximately 10 minutes after the game. Ole Miss head coach Kermit Davis and selected Ole Miss players will address the media following the visiting team.

MAKING THE MARCH TOWARDS MARCH MADNESS

In the first year under head coach **Kermit Davis**, the Rebels are making their presence known in conversations regarding the NCAA Tournament. In the new NET, a metric the NCAA Tournament Selection Committee looks at to determine at-large berths, Ole Miss is ranked 37th with four Quadrant 1 victories and three Quadrant 2 wins. The Rebels have played 13 Quadrant 1 games thus far. Andy Katz of NCAA.com has Ole Miss projected to be a No. 8 seed come March (Feb. 26). CBS Sports Bracketologist Jerry Palm has the Rebels as a No. 9 seed in his current NCAA Tournament projections (March 4). According to ESPN Bracketologist Joe Lunardi, Ole Miss is a No. 10 seed (March 3). The Rebels will look to remain on the right side of the bubble as March begins.

SEC LEADERS

- Ole Miss leads the SEC in free throw shooting (77.5 percent).
- **Breein Tyree** ranks third in scoring (18.3 ppg), free throw percentage (83.2 percent) and playing time (33.6 minutes per game) as well as fifth in field goal percentage (48.4 percent) and seventh three-pointers made (2.2 per game).
- Tyree is the only player in the SEC to rank in the conference's top 10 in scoring, free throw percentage, field goal percentage and threes made.
- Tyree is one of four SEC players (Grant Williams-Tennessee, Tremont Waters-LSU, Quindary Weatherspoon-MSU) to rank in the conference's top 10 in scoring, field goal percentage and free throw percentage.
- In SEC games only, Tyree ranks second in scoring (18.9 ppg).
- **Terence Davis** ranks sixth in steals (1.7), seventh in scoring (15.5 ppg), eighth in field goal shooting (45.9 percent) as well as 10th in assists (3.4 per game).
- Averaging 34.3 ppg in conference games, Tyree (18.9 ppg) and Davis (15.4 ppg) combine for the highest scoring duo in SEC play.
- **Devontae Shuler** ranks fourth in steals (1.8 per game), seventh in assist/turnover ratio (1.7) and ninth in playing time (32.2 minutes per game).

COMPARING THE TEAMS

Statistic	Ole Miss	Kentucky
Scoring Offense	76.1	77.1
Scoring Defense	70.4	65.1
Scoring Margin	+5.7	+11.9
Field Goal Pct.	.464	.476
Opp. Field Goal Pct.	.437	.403
3-Point Pct.	.363	.358
Opp. 3-Point Pct.	.371	.353
Free Throw Pct.	.775	.741
Rebounds Per Game	34.7	38.8
Opp. Rebounds Per Game	32.4	29.3
Rebound Margin	+2.3	+9.5
Assists Per Game	14.7	13.9
Turnovers Per Game	13.1	13.0
Opp. Turnovers Per Game	14.9	13.2
Turnover Margin	+1.9	+0.2
Steals Per Game	7.6	6.2
Blocks Per Game	3.5	5.0

OLE MISS REBEL ROSTER

No.	Name	Pos.	Ht.	Wt.	Yr.	Hometown (High School/Other School)
0	Blake Hinson	G/F	6-7	229	Fr.	Deltona, Fla. (Sunrise Christian Academy (Kan.))
1	Zach Naylor	F	6-8	220	Jr.	Houston, Texas (Weatherford College)
2	Devontae Shuler	G	6-2	192	So.	Irmo, S.C. (Oak Hill Academy)
3	Terence Davis	G	6-4	205	Sr.	Southaven, Miss. (Southaven)
4	Breein Tyree	G	6-2	195	Jr.	Somerset, N.J. (St. Joseph HS)
5	Brian Halums	G	6-5	188	Jr.	Hollandale, Miss. (Itawamba CC)
10	Carlos Curry	F	6-11	235	Fr.	Albany, Ga. (Dougherty Comprehensive)
11	Franco Miller Jr.	G	6-2	202	Fr.	Freeport, Bahamas (Crestwood Prep (Canada))
12	Bruce Stevens	F	6-8	252	Sr.	Louin, Miss. (Jones County JC)
13	Dominik Olejniczak	C	7-0	260	Jr.	Torun, Poland (Drake)
14	KJ Buffen	F	6-7	220	Fr.	Gainesville, Ga. (Gainesville)
15	Luis Rodriguez	G/F	6-6	202	Fr.	Los Angeles, Calif. (Woodstock Academy (Conn.))
20	D.C. Davis	G	5-11	185	Sr.	Purvis, Miss. (Jones County JC)
30	Antonio Morgano	G	5-10	173	So.	Morgantown, W. Va. (Morgantown)
33	John McBride	G	6-5	216	Fr.	Memphis, Tenn. (Memphis University School)

Head Coach:

Kermit Davis (Mississippi State, 1982), First Season

Assistant Coaches:

Win Case (University of Science and Arts of Oklahoma, 1986), First Season

Ronnie Hamilton (Duke, 2002), First Season

Levi Watkins (NC State, 2005), First Season

Coordinator of Basketball Operations: Thomas Gray

PRONUNCIATIONS

KJ BUFFEN	BUFF-en
Brian HALUMS	HAY-lums
DOMINIK OLEJNICZAK	DAH-mih-nick oh-la-NEE-check
DEVONTAE SHULER	duh-VON-tay SHOO-ler

SCOUTING KENTUCKY

No. 6 Kentucky enters Tuesday's matchup with a 24-5 record, including 13-3 in SEC play. The Wildcats saw their four-game winning streak come to an end at No. 7 Tennessee on Saturday with a 71-52 setback in Knoxville. The streak started with a victory over the Volunteers at Rupp Arena (Feb. 16) when they were ranked No. 1 in the nation. Kentucky is one of the best teams in the country in rebounding. The Wildcats' rebounding margin of +9.5 leads the SEC and ranks third nationally. UK has balanced scoring with four Wildcats averaging double figures led by PJ Washington's 14.9 ppg. Freshman Tyler Herro adds 13.9 ppg, and Keldon Johnson records 13.4 ppg. Graduate transfer Reid Travis is averaging 11.3 ppg. John Calipari is in his 10th season as Kentucky's head coach. With 702 wins through 27 seasons, Calipari has previously coached Memphis (2001-09), the New Jersey Nets (1997-99) and UMass (1989-96).

SERIES HISTORY

Tuesday's game will be the 120th meeting between the two schools. The Wildcats hold a 106-13 lead in the series, but two of the Rebels' 13 all-time wins have come in the last 13 meetings. Ole Miss has 10 victories in Oxford, but Kentucky has won the last nine matchups. In the only contest between the two programs at The Pavilion, UK's Isaiah Briscoe produced a triple-double to lead No. 8 Kentucky to a 99-76 win (Dec. 29, 2017).

LAST TIME WE MET

The Wildcats protected their home floor in last year's meeting. Kevin Knox had 22 points and Quade Green added 18, including eight during a 15-5 second half run that helped No. 23 Kentucky pull away from Ole Miss 96-78 (Feb. 28, 2018). Terence Davis had a game-high 26 points, and Breein Tyree tallied 13. Bruce Stevens produced a double-double with 13 points and a career-high 13 rebounds. Dominik Olejniczak added 10 points, while Devontae Shuler scored eight. Shai Gilgeous-Alexander had 17 points, Wenyen Gabriel 15 and PJ Washington 10 as the Wildcats won their third consecutive game and home finale. Kentucky shot 56 percent after halftime and 50 percent overall in a game that was chippy at times, resulting in five technical foul calls and the quick ejection of Ole Miss senior forward Marcanvis Hymon after just 3 1/2 minutes.

WHAT A WIN WOULD DO

- It would be the Rebels' highest ranked victory since knocking off No. 6 Alabama 84-56 to end the 2001-02 regular season.
- Ole Miss would have its third victory over a top 25 team this season, the most wins over ranked teams since earning four during the 2001-02 campaign; it would also be the second win over a top 10 team, also the most since 2001-02.
- The Rebels would snap a nine-game losing streak to the Wildcats.
- Ole Miss would beat Kentucky for the first time since a 71-69 victory at Tad Smith Coliseum (Feb. 1, 2011).
- The Rebels would remain in a tie for fourth in the SEC standings; the top four earn a double bye into the quarterfinals of the SEC Tournament.
- Ole Miss would secure a winning conference record for the fifth time in the last seven years.
- The Rebels would post their 10th 20-win season through the past 13 years.

THE ROAD TO NASHVILLE

With two games left in the regular season, the SEC Tournament (March 13-17) is just around the corner. Ole Miss boasts a 9-7 conference mark, tied for fourth with four other teams (Auburn, Florida, Mississippi State, South Carolina). The Rebels can finish anywhere between fourth and ninth. The top four seeds earn a double bye into the quarterfinals. If the tournament started today, due to tiebreaker scenarios, Ole Miss would hold the No. 6 seed and face the winner of the No. 11-14 matchup, which currently pits Texas A&M against Vanderbilt.

SENIOR SPOTLIGHTS

Tuesday night will be the final home game for seniors D.C. Davis, Terence Davis and Bruce Stevens. Each senior has played in all 29 games this season, helping Ole Miss produce one of the nation's biggest turnarounds. Below are some quick notes on each senior Rebel.

- D.C. Davis: 34 games over two seasons, including three starts ... Played five games as a walk-on last year before earning a scholarship heading into his senior season ... Has appeared in all 29 games this season, finding a spot in the rotation and averaging 12.5 minutes per game ... Two-time winner of the Square Jam dunk contest ... As a junior, landed on the SEC First Year Academic Honor Roll ... Will earn his degree in General Studies with an emphasis in Education, Legal Studies and Recreation Administration.
- Terence Davis: 117 career games over four seasons, including 79 starts ... 1,460 points (14th in school history) ... Ranks seventh in three-pointers made (167) and 10th in steals (135) on the Ole Miss all-time list ... Ranks fifth among active SEC players in points and steals ... 21 career 20-point games, four career 30-point games, nine career double-doubles ... Led team in scoring a season ago ... SEC Community Service Team ... Will earn his degree in General Studies with an emphasis in Education, Legal Studies and Recreation Administration.
- Bruce Stevens: Has played in all 61 games over two seasons since arriving on campus, including 27 starts ... Averaging 9.6 ppg and 4.9 rpg during his Rebel career ... Three career double-doubles ... Has scored double figures in 29 games ... Career-high 27 points against Illinois State last season ... As a junior, earned a spot on the SEC First Year Academic Honor Roll ... Will earn his degree in General Studies with an emphasis in Education, Legal Studies and Recreation Administration.

BY THE NUMBERS

The Rebels' record is ...

- Overall. 19-10
• SEC Games 9-7
• Streak L2
• Overtime 0-1
• Home Overall (SEC) 11-4 (5-3)
• Road Overall (SEC) 5-5 (4-4)
• Neutral Games (SEC) 3-1 (0-0)
• vs. Ranked Opponents. 2-3

- Day Games 9-3
• Night Games (6 p.m. or later local) 10-7
• November Games 4-2
• December Games 6-0
• January Games 4-4
• February Games 5-3
• March Games 0-1

- Monday Games 0-0
• Tuesday Games 1-3
• Wednesday Games 5-2
• Thursday Games 0-0
• Friday Games 2-1
• Saturday Games 10-4
• Sunday Games 1-0

- Red Jerseys 2-2
• Navy Jerseys 4-3
• White Jerseys 4-2
• Gray Jerseys 8-2
• Powder Blue Jerseys 1-1

Rebels' record when ...

- Leading at the half 17-3
• Tied at the half 0-1
• Behind at the half 2-6

- Scores 90 points or more 3-0
• Scores 80-89 points 8-1
• Scores 70-79 points 6-5
• Scores less than 70 points 2-4

- Out-rebounds opponent 14-4
• Out-rebounded by opponent 4-5
• Ties opponents in rebounds 1-1

- Shoots 50 percent or better 8-1
• Shoots between 40-49 percent 9-6
• Shoots under 40 percent 2-3
• Shoots 40 percent or better from 3-pt. 6-2
• Shoots between 30-40 percent from 3-pt. 12-3
• Shoots under 30 percent from 3-pt. 1-5
• Shoots 70 percent or better from FT line 15-6
• Shoots 60-69 percent from FT line 2-2
• Shoots under 60 percent from FT line 2-2
• Opp. shoots 50 percent or better 1-3
• Opp. shoots 40-49 percent 12-6
• Opp. shoots under 40 percent 6-1
• Opp. shoots 40 percent or better from 3-pt. 5-8
• Opp. shoots between 30-40% from 3-pt. 8-1
• Opp. shoots under 30 percent from 3-pt. 6-1
• Commits 15 turnovers or more 5-5
• Commits less than 15 turnovers 14-5
• Forces 15 turnovers or more 12-2
• Forces less than 15 turnovers 7-8
• Has less (or same) turnovers than opp. 14-2

OLE MISS IN NCAA/SEC STATS

TOP 100

	SEC	NCAA	Category (as of 3/4/19)
Ole Miss	4	85	Assists Per Game (14.7)
Ole Miss	4	72	FG% (46.4)
Ole Miss	1	7	FT% (77.5)
Ole Miss	6	88	Scoring Margin (+5.7)
Ole Miss	6	87	Scoring Offense (76.1)
Ole Miss	5	49	Steals Per Game (7.6)
Ole Miss	3	86	3FG% (36.3)
Ole Miss	5	51	Total Steals (221)
Ole Miss	6	71	Turnover Margin (+1.9)
Ole Miss	5	55	Turnovers Forced (15.0)
Tyree	3	93	FT% (83.2)
Tyree	3	89	Scoring (18.3)
Shuler	4	72	Steals Per Game (1.8)
T. Davis	6	89	Steals Per Game (1.7)
Tyree	3	86	Total Points (532)
Shuler	4	70	Total Steals (52)
T. Davis	6	89	Total Steals (49)

SEC STATS

	SEC	Category (as of 3/5/19)
Ole Miss	6	Scoring Offense (76.1)
Ole Miss	7	Scoring Defense (70.4)
Ole Miss	6	Scoring Margin (+5.7)
Ole Miss	1	FT% (77.5)
Ole Miss	4	FG% (46.4)
Ole Miss	13	FG% Defense (43.7)
Ole Miss	3	3FG% (36.3)
Ole Miss	14	3FG Defense (37.1)
Ole Miss	12	Rebounding Off. (34.7)
Ole Miss	4	Rebounding Def. (32.4)
Ole Miss	8	Rebounding Margin (+2.3)
Ole Miss	13	Blocks (3.5)
Ole Miss	4	Assists (14.7)
Ole Miss	5	Steals (7.6)
Ole Miss	6	Turnover Margin (+1.9)
Ole Miss	4	Assist/Turnover Ratio (1.1)
Ole Miss	12	Offensive Rebounds (10.1)
Ole Miss	8	Defensive Rebounds (24.6)
Ole Miss	6	Def. Rebound% (70.4)
Ole Miss	9	Off. Rebound% (31.5)
Ole Miss	5	3FG Made (8.2)
Tyree	3	Scoring (18.3)
T. Davis	7	Scoring (15.5)
Tyree	5	FG% (48.4)
T. Davis	8	FG% (45.9)
T. Davis	10	Assists (3.4)
Tyree	3	FT% (83.2)
Shuler	4	Steals (1.8)
T. Davis	6	Steals (1.7)
Tyree	7	3FG Made (2.2)
Shuler	7	Assist/Turnover Ratio (1.7)
Tyree	3	Minutes (33.6)
Shuler	9	Minutes (32.2)

MISSISSIPPI MADE

Along with head coach **Kermit Davis** (Leakesville), all three Ole Miss seniors hail from the state of Mississippi: **D.C. Davis** (Purvis), **Terence Davis** (Southaven) and **Bruce Stevens** (Louin).

FACING RANKED TEAMS

Ole Miss is 2-3 against ranked teams this season. The Rebels knocked off No. 10 Auburn 82-67 at home (Jan. 9) before going on the road to beat rival No. 14 Mississippi State 81-77 (Jan. 12). It marked the first time in school history that the Rebels won back-to-back games over top 15 teams. The Rebels' losses against ranked teams came at home in the SEC/Big 12 Challenge to No. 24 Iowa State (Jan. 26), which shot 69 percent to earn the win, against No. 21 MSU (Feb. 2) and No. 7 Tennessee (Feb. 27). No. 6 Kentucky is the highest ranked team to play in The Pavilion since No. 5 Baylor made the trip to Oxford (Jan. 28, 2017).

DEFENDING HOME COURT

Winning at home has been a trademark at Ole Miss. Over the past 13 seasons, the Rebels are 154-46 (.770 win pct.) in home games. In three-plus seasons playing in the \$96.5 million Pavilion at Ole Miss, the Rebels hold a 41-20 (.672) advantage against the opposition. Ole Miss has won 279 of its last 357 games (.782 win pct.) in Oxford dating back to the 1996-97 campaign.

PAVILION PACKED

With Tuesday night's game almost sold out, a new average attendance record will be set for The Pavilion. The current attendance mark is 7,704 per game, a 12 percent increase from last season. In the first full season in The Pavilion, the average attendance was 7,396. Moreover, the Rebels have the highest increased home attendance in the SEC for conference games (22.51 percent) this year. For SEC games, the 8,703 average attendance is up significantly from the 7,104 average last season. Last week's game against No. 7 Tennessee was sold out. With four sellouts this season, The Pavilion has eight sellouts in its history (opened in January 2016). After Ole Miss beat a pair of top 15 teams in back-to-back games for the first time in school history, Rebel Nation showed up to The Pavilion to support their nationally ranked team. The following games against LSU (Jan. 15) and Arkansas (Jan. 19) were sold out. The rivalry game against MSU was also a sellout (Feb. 2).

TYREE NAMED HOWELL TROPHY FINALIST

Ole Miss guard **Breein Tyree** has been named a finalist for the 2019 C Spire Howell Trophy, the Mississippi Sports Hall of Fame announced Monday (March 4). The Rebels' leading scorer is one of three finalists up for the award, given to the best men's college basketball player in the state of Mississippi. Joining Tyree as finalists are Southern Mississippi's Cortez Edwards and Mississippi State's Quinndary Weatherspoon. The award, named after the legendary Bailey Howell, will be presented to one of the three finalists at a luncheon next week (March 11) at the Mississippi Sports Hall of Fame in Jackson. An Ole Miss Rebel has won the Howell Trophy five of the last six seasons. Sebastian Saiz took home the honor in 2017 after Moody was a two-time Howell Trophy recipient (2015, 2016). In 2014, Jarvis Summers claimed the trophy. Before leading the Rebels to a SEC Tournament title and NCAA Tournament berth, Marshall Henderson was the winner of the 2013 Howell Trophy.

HOT SHOT

Ole Miss has shot over 50 percent in nine games, surpassing last season's total. The Rebels eclipsed 50 percent from the field in five games throughout the entire 2017-18 season. The last time Ole Miss recorded nine games shooting better than 50 percent from the field occurred during the 2012-13 campaign, which resulted in a SEC Tournament title. During Saturday's game at Arkansas (March 2), the Rebels shot 53.7 percent (29 of 54) for their best field goal percentage in SEC play this season.

DOWN TO THE WIRE

The Rebels' last three games have been decided by a total of four points. Ole Miss held off Georgia 72-71, forcing a Bulldog miss just before the buzzer. However, the Rebels suffered a pair of heartbreaking losses last week. Grant Williams drove the lane and got a bucket to fall with 4.3 seconds left, allowing No. 7 Tennessee to escape Oxford with a 73-71 victory (Feb. 27). On Saturday (March 2), Ole Miss led by one before Jalen Harris' circus layup with 5.4 seconds on the clock fell high off the glass, flipping the game in favor of Arkansas. On the season, the Rebels are 4-4 in games decided by five points or less.

REBELS FALL TO RAZORBACKS IN CLOSING SECONDS

For the second time in four days, Ole Miss suffered a heartbreaking loss in the waning seconds of a ballgame. A Jalen Harris floater with 5.9 seconds left tumbled around the rim before falling to give Arkansas a 74-73 victory Saturday afternoon (March 2) at Bud Walton Arena. The Rebels were led by **Breein Tyree**, who scored 17 of his 20 points in the second half on 8 of 14 shooting. **Devontae Shuler**, **Terence Davis**, and **Bruce Stevens** all joined Tyree in double figures with 12 points apiece. Ole Miss' 53.7 field goal percentage was its best in SEC play this season. The Razorbacks were led by Mason Jones, who had 22 points with the help of going 6 of 8 from behind the arc. Daniel Gafford scored 17 points on 7 of 9 shooting, while the team shot 50 percent from three (9 of 18) for the game.

DYNAMIC DUO

Senior **Terence Davis** and junior **Breein Tyree** have become a dynamic duo in the Ole Miss backcourt, averaging 44.4 percent of the Rebels' scoring this season. Tyree leads the way at 18.3 ppg to rank third in the SEC, while Davis' 15.5 ppg rank seventh. Combining for 34.3 ppg in conference games, the two Rebels are the highest scoring duo in SEC play just ahead of Tennessee's Grant Williams and Admiral Schofield (33.8 ppg). The pair has recorded 23 20-point games so far this season, including four games in which they both reached the 20-point plateau. They also have three 30-point games to their credit this season, all occurring away from home. Tyree scored a career-high 31 in SEC road victories at Vanderbilt (Jan. 5) and Georgia (Feb. 9), while Davis tallied his season high of 30 at Butler (Nov. 16). Both Rebels also crack the SEC's top 10 in field goal percentage. Tyree leads Ole Miss and is fifth in the conference at 48.4 percent, while Davis ranks eighth at 45.9 percent.

TYREE ON A TEAR

Junior guard **Breein Tyree** is one the veteran leaders on the floor for Ole Miss. His consistency has allowed him to become the team's leading scorer, averaging 18.3 ppg to rank third in the SEC. Tyree is also second in scoring during conference play (18.9 ppg). He ranks third in the conference in free throw percentage (83.2 percent) as well as fifth in field goal percentage (48.4 percent) and seventh in three-pointers made (2.2 per game), the only conference player to crack the SEC top 10 in scoring and those three shooting categories. The Somerset, New Jersey, native has scored at least 20 points in a team-high 15 games. Over the past 10 games, Tyree has broken the 20-point plateau in seven of them to average 20.5 ppg. He was the first Rebel to score 20 points in five consecutive games since Stefan Moody had 14 straight 20-point games from Nov. 25, 2015 to Jan. 28, 2016. Opening conference play, he exploded for a career-high 31 points against Vanderbilt (Jan. 5) to earn SEC Player of the Week honors for the first time in his career. He matched his career high in the win at Georgia (Feb. 9) to eclipse 1,000 points for his career.

SINGLE-SEASON STEALS

Averaging 1.8 steals per game, sophomore **Devontae Shuler** ranks fourth in the SEC. He has recorded at least three steals in nine different games this season, helping bring his total to 52. Shuler is one steal away from cracking the Ole Miss top 10 for steals in a single season. Senior **Terence Davis** is not too far behind with 49 steals, averaging 1.7 per game to sit sixth in the conference.

Ole Miss Single-Season Steals

1. 89 - Gerald Glass (1989)
2. 73 - Jason Smith (1999)
3. 70 - Gerald Glass (1990)
4. 58 - Murphy Holloway (2013); 58 - Rod Barnes (1988)
6. 55 - Rahim Lockhart (2000); Ervin Garnes (1994); Eric Laird (1984)
9. 54 - Eniel Polynice (2008)
10. 53 - Jason Smith (1997)

ANOTHER 1,000-POINT SCORER

Although he didn't need all of his career-high 31 points to reach the milestone, **Breein Tyree** became the 40th Rebel to score 1,000 points at Ole Miss over Georgia (Feb. 9). Tyree now has 1,128 career points through 95 games. He passed Terrance Henry (1,095) and Fred Cox (1,105) with 16 points versus No. 7 Tennessee (Feb. 27) to rank 33rd on the all-time list. Teammate **Terence Davis** has already reached the historical mark, ranking 14th all-time with 1,460 points. Tyree and Davis are the first Ole Miss duo to take the court as 1,000-point scorers since Jarvis Summers (1,629) and Marshall Henderson (1,293) played together during the 2013-14 season. Last season, Markel Crawford surpassed 1,000 points for his career. However, he recorded the majority of his scoring at Memphis and joined Ole Miss as a graduate transfer for the 2017-18 season.

CONVERTING AT THE CHARITY STRIPE

Shooting 77.5 percent as a team, Ole Miss leads the SEC and ranks seventh nationally in free throw percentage. Seven of the 11 Rebels that have attempted free throws this season are shooting over 75 percent from the stripe. Ole Miss has shot over 85 percent in 10 different games this season, including four games of 93 percent-or-better. Throughout the last 11 games, Ole Miss is 83.4 percent (151 of 181) from the line. In the win over Texas A&M (Feb. 6), Ole Miss went 18 of 19 at the line (94.7 percent). It was the Rebels' best free throw percentage in a game since going 22 of 23 (95.7 percent) versus Baylor during the 2016-17 campaign (Jan. 28, 2017). In the Emerald Coast Classic championship game against Cincinnati (Nov. 24), Ole Miss converted 16 of 17 at the line for a 94.1 percent clip. After going 0 for 1 in the first half at Illinois State (Dec. 8), the Rebels went a perfect 14 of 14 over the final 20 minutes to finish the game at 93.3 percent. In the win at Vanderbilt (Jan. 5), Ole Miss went 14 of 15 in the second half to remain in front down the stretch. **Breein Tyree** is an 83.2 percent free throw shooter (114 of 137) to rank third in the SEC among qualifiers. **Devontae Shuler** shoots 84.5 percent (49 of 58) and **Bruce Stevens** boasts an 81.8 percent clip (27 of 33).

CAREER RECORDS WATCH**SCORING**

1. 2,328 John Stroud (110 games, 1977-80)
2. 2,078 Joe Harvell (114 games, 1990-93)
3. 2,021 Chris Warren (115 games, 2008-11)
4. 1,822 Carlos Clark (118 games, 1980-83)
5. 1,805 Elston Turner (113 games, 1978-81)
6. 1,785 Justin Reed (122 games, 2001-04)
7. 1,682 Keith Carter (117 games, 1996-99)
8. 1,629 Jarvis Summers (134 games, 2012-15)
9. 1,601 Joe Gibbon (86 games, 1954-57)
10. 1,564 Gerald Glass (60 games, 1989-90)
11. 1,553 Don Kessinger (70 games, 1962-64)
12. 1,505 Aaron Harper (123 games, 2001-04)
13. 1,476 Murphy Holloway (132 games, 2009-13)
- 14. 1,460 Terence Davis (117 games, 2016-pres.)**
15. 1,428 Ansu Sesay (110 games, 1995-98)
16. 1,421 Eric Laird (110 games, 1982-85)
17. 1,384 Jack Waters (71 games, 1959-61)
18. 1,375 Tim Jumper (109 games, 1988-91)
19. 1,313 Cob Jarvis (68 games, 1952-54)
20. 1,294 Stefan Moody (65 games, 2015-16)
21. 1,293 Marshall Henderson (66 games, 2013-14)
22. 1,286 Jason Smith (118 games, 1996-99)
23. 1,274 Zach Graham (135 games, 2008-11)
24. 1,273 Sebastian Saiz (129 games, 2014-17)
25. 1,259 B.L. "Country" Graham (76 games, 1936-38)
26. 1,232 Dwayne Curtis (90 games, 2005-08)
27. 1,216 Walter Actwood (103 games, 1974-77)
28. 1,201 Rod Barnes (103 games, 1985-88)
29. 1,160 Rahim Lockhart (123 games, 1998-2001)
30. 1,159 Ken Turner (73 games, 1967-69)
31. 1,137 Jack Marshall (105 games, 1946-50)
32. 1,130 Joe Ayers (112 games, 1984-87)
- 33. 1,128 Breein Tyree (95 games, 2017-Pres.)**
34. 1,105 Fred Cox (76 games, 1972-74)
35. 1,095 Terrance Henry (132 games, 2009-12)

3-POINT FIELD GOALS MADE

1. 334 Chris Warren (115 games, 2008-11)
2. 278 Aaron Harper (123 games, 2001-04)
3. 267 Marshall Henderson (66 games, 2013-14)
4. 249 Keith Carter (117 games, 1996-99)
5. 214 Joe Harvell (114 games, 1990-93)
6. 181 Stefan Moody (65 games, 2015-16)
- 7. 167 Terence Davis (117 games, 2016-Pres.)**
8. 163 Jason Harrison (132 games, 1999-2002)
9. 158 Todd Abernethy (122 games, 2004-07)
10. 152 David Huertas (65 games, 2008-09)
- 11. 138 Breein Tyree (95 games, 2017-Pres.)**
12. 136 Zach Graham (135 games, 2008-11)

3-POINT FIELD GOALS ATTEMPTED

1. 900 Chris Warren (115 games, 2008-11)
2. 771 Marshall Henderson (66 games, 2013-14)
3. 720 Aaron Harper (123 games, 2001-04)
4. 686 Keith Carter (117 games, 1996-99)
5. 528 Joe Harvell (114 games, 1990-93)
6. 494 Stefan Moody (65 games, 2015-16)
- 494 Terence Davis (117 games, 2016-Pres.)**
8. 454 Jason Harrison (132 games, 1999-2002)
9. 425 David Huertas (65 games, 2008-09)
10. 414 Todd Abernethy (122 games, 2004-07)

STEALS

1. 211 Jason Smith (118 games, 1996-99)
2. 194 Murphy Holloway (132 games, 2009-13)
3. 179 Eric Laird (110 games, 1982-85)
4. 172 Jason Harrison (132 games, 1999-2002)
5. 159 Gerald Glass (60 games, 1989-90)
6. 157 Joe Ayers (112 games, 1984-87)
7. 155 Elston Turner (113 games, 1979-81)
8. 154 Rod Barnes (103 games, 1985-88)
9. 148 Rahim Lockhart (123 games, 1998-2001)
- 10. 135 Terence Davis (117 games, 2016-Pres.)**
11. 133 Aaron Harper (123 games, 2001-04)
- 133 Keith Carter (117 games, 1996-99)

UNDERRATED REBELS

Coming off a season in which they finished 12-20 (5-13 SEC) and last in the conference, the Rebels were predicted to finish 14th in the SEC this year by the media. However, Ole Miss is used to being underrated before the season begins and only took 15 games to surpass last season's win total. With a record of 19-10, the Rebels are off to their best start in four seasons. The seven-game improvement to this point is tied for the 11th-best turnaround nationwide and second best among Power 5 schools (Iowa). The 2014-15 team, the last Ole Miss team to make the NCAA Tournament, went 19-10 through the first 29 games. The Rebels have finished above their preseason projection six of the last seven seasons since the league moved away from a divisional format, the outlier being the 2017-18 campaign.

CLIMBING THE CHARTS

Through 117 career games, senior **Terence Davis** has 1,460 points to rank 14th in Ole Miss history. With a strong finish to the season, he could find himself in the top 10 to end his Rebel career. In his final year on campus, Davis is averaging 15.5 ppg to rank seventh in the conference and shooting at a 45.9 percent clip (eighth in the SEC). The Southaven, Mississippi, native also paces the team in assists (3.4 per game) and rebounding (5.7 per game). With 13 points in the win over Georgia (Feb. 23), Davis passed Eric Laird (1,421) and Ansu Sesay (1,428). Next on his chase up the Ole Miss scoring chart is Murphy Holloway (1,476). John Stroud, one of the analysts for select games on the Ole Miss Sports Network (radio), is the Rebels' all-time scoring leader with 2,328 points. Davis also ranks sixth all-time in three-pointers attempted (494), seventh in three-pointers made (167) and 10th in steals (135).

TURNING DEFENSE INTO OFFENSE

Perhaps the biggest key to Ole Miss winning five of its last eight games is the team's pressure defense that has forced a plethora of turnovers. Throughout the five victories, the Rebels forced 19.2 turnovers per game. They converted them into an average of 22.6 points off turnovers per game. Ole Miss began the winning streak by turning 12 Texas A&M miscues into 31 points. The Rebels forced 20 turnovers at Georgia (Feb. 9) and 14 more at Auburn (Feb. 13) to earn back-to-back road victories. In the win over Missouri, Ole Miss scored 32 points off 25 Tiger turnovers. It was the most turnovers forced by Ole Miss in a game since causing 25 turnovers in win over Bradley (Nov. 28, 2015). The last time the Rebels forced 25 turnovers in an SEC game was 12 years ago in an 82-59 win at Auburn (Feb. 3, 2007). Ole Miss forced 19 turnovers versus Georgia (Feb. 23), turning them into 19 points on the other end.

STEPPING UP IN SEC PLAY

Breoin Tyree has played better in SEC games in all three seasons as a Rebel. This year, he ranks second in the SEC in scoring during conference play, averaging 18.9 ppg after recorded 17.7 ppg in non-conference games. Last year, he improved his scoring for the second straight year in conference action, going from 8.3 ppg in non-conference to 12.3 ppg in SEC play. As a freshman, Tyree emerged to rank fourth on the team in scoring at 9.3 ppg in SEC contests, up from his 2.1 ppg before the start of conference play.

STAT-STUFFING SHULER

Sometimes the biggest jumps are from one's freshman to sophomore year. After playing in all 32 games last year, primarily coming off the bench, sophomore **Devontae Shuler** has

SEC STANDINGS

	March 5				
	SEC	GB	Overall	Pct.	Streak
LSU	14-2	--	24-5	.828	W3
Tennessee	14-2	--	26-3	.897	W2
Kentucky	13-3	1.0	24-5	.828	L1
South Carolina	9-7	5.0	14-15	.483	L3
Mississippi St.	9-7	5.0	21-8	.724	L1
Ole Miss	9-7	5.0	19-10	.655	L2
Auburn	9-7	5.0	20-9	.690	W2
Florida	9-7	5.0	17-12	.586	L1
Alabama	8-8	6.0	17-12	.586	L1
Arkansas	6-10	8.0	15-14	.517	W1
Texas A&M	6-10	8.0	13-15	.464	W1
Missouri	4-12	10.0	13-15	.464	W1
Georgia	2-14	12.0	11-18	.379	W1
Vanderbilt	0-16	14.0	9-20	.310	L17

ASSOCIATED PRESS POLL

	March 4		
Rank	Team	Record	Points
1	Gonzaga (42)	29-2	1,578
2	Virginia (21)	26-2	1,553
3	North Carolina	24-5	1,428
4	Duke (1)	25-4	1,399
5	Tennessee	26-3	1,366
6	Kentucky	24-5	1,274
7	Michigan	26-4	1,216
8	Texas Tech	24-5	1,100
9	Michigan State	23-6	1,039
10	LSU	24-5	1,005
11	Purdue	22-7	999
12	Houston	27-2	895
13	Kansas	22-7	798
14	Florida State	23-6	702
15	Virginia Tech	22-6	668
16	Marquette	23-6	626
17	Nevada	26-3	579
18	Kansas State	22-7	499
19	Buffalo	26-3	437
20	Cincinnati	25-4	408
21	Wisconsin	20-9	322
22	Wofford	26-4	269
23	Villanova	22-8	214
24	Maryland	21-9	207
25	UCF	22-6	48

Receiving Votes: Auburn 43; Mississippi State 25; Iowa State 21; Utah State 17; VCU 14; Washington 14; Louisville 12; New Mexico State 8; Baylor 7; Belmont 7; Old Dominion 3.

USA TODAY COACHES POLL

	March 4		
Rank	Team	Record	Points
1	Gonzaga (27)	29-2	795
2	Virginia (5)	26-2	772
3	North Carolina	24-5	720
4	Duke	25-4	682
4	Tennessee	26-3	682
6	Kentucky	24-5	633
7	Michigan	26-4	576
8	Texas Tech	24-5	561
9	Purdue	22-7	533
10	LSU	24-5	486
11	Michigan State	23-6	475
12	Houston	27-2	444
13	Florida State	23-6	369
14	Kansas	22-7	350
15	Marquette	23-6	344
16	Virginia Tech	22-6	332
17	Kansas State	22-7	323
18	Nevada	26-3	279
19	Cincinnati	25-4	246
20	Buffalo	26-3	217
21	Wisconsin	20-9	142
22	Wofford	26-4	113
23	Villanova	22-8	88
24	Maryland	21-9	82
25	Iowa State	20-9	24

Receiving Votes: Washington 22; UCF 22; Louisville 20; Mississippi State 14; Auburn 12; Baylor 11; Utah State 9; Arizona State 5; Florida 5; Hofstra 5; VCU 3; Iowa 2; Texas 1; Belmont 1.

become an important piece in the Ole Miss lineup. Starting 28 games at point guard, he has stuffed box scores by leading the Rebels in steals (1.8 per game). Shuler ranks in the SEC's top 10 in three categories, sitting at fourth in steals as well as seventh in assist/turnover ratio (1.7) and ninth in playing time (32.2 minutes per game). In the Emerald Coast Classic versus Cincinnati (Nov. 24), he tallied a career-high 24 points to best his previous high of 19 last season against South Dakota State. In Jackson, Shuler scored a team-high 19 points to lead the Rebels to a win over Southeastern Louisiana (Dec. 12). At Auburn (Feb. 13), he tied a career high by making four three-pointers en route to a 17-point night, his most points in an SEC game through this point of his career. Shuler followed that up with a career-high five steals in the win over Missouri (Feb. 16).

A NEW ERA OF OLE MISS BASKETBALL

The 2018-19 season is the dawn of a new era for Ole Miss Basketball. A new head coach took the reins of the program when **Kermit Davis** was hired on March 15, 2018. Davis, the winningest coach in Middle Tennessee history, returns to his home state with years of success. A native of Leakesville, Mississippi, Davis guided the Blue Raiders to league titles in seven of his last nine years in Murfreesboro, between Conference USA and the Sun Belt. Middle Tennessee was one of five programs he led to conference championships in 36 years as an assistant and head coach. An eight-time conference coach of the year, Davis is 31st among active Division I head coaches with 488 career wins (422 in Division I), including stints at MT, Idaho and Texas A&M. He ranks 11th nationally in winning percentage over the last three years and 13th over the last seven.

FAST START FOR KERMIT DAVIS

With the victory over No. 14 Mississippi State (Jan. 12), head coach **Kermit Davis** became the first coach in program history to win his first three SEC games. He was also just the second coach in Ole Miss history to win 13 of his first 15 games and the third to win 19 of his first 29 games guiding the Rebels. The Mississippi native joined the likes of former Ole Miss coach Homer Hazel (1926-30), who won 20 of his first 22 games and 25 of his first 29 games. Hazel's run extended into his second season as head coach after going 16-2 during the entire 1925-26 campaign. George Bohler (1936-38) won 20 of his first 29 games, going 11-9 during the 1935-56 campaign before starting the 1936-37 season with 11 straight victories.

NEXT ON THE HARDWOOD

Before heading to Nashville for the SEC Tournament, the Rebels will hit the road for a matchup with Missouri (March 9). Ole Miss won the first meeting of the season 75-65 in Oxford (Feb. 16). Tipoff from Columbia is set for 2:30 p.m. on SEC Network. The contest will have major seeding implications for the Rebels in the Music City.

GAME LEADERS

LED TEAM IN PTS:	LED TEAM IN BLOCKS:
Tyree.....16	Olejniczak16
T. Davis11	Buffen.....9
Shuler2	Tyree.....7
Hinson1	T. Davis7
Stevens.....1	Stevens.....7
	Hinson4
LED TEAM IN REBS:	Rodriguez.....4
T. Davis12	Shuler2
Stevens.....10	
Buffen7	DOUBLE-FIGURE REBS:
Shuler4	T. Davis3
Olejniczak3	Stevens.....1
Tyree.....1	
D.C. Davis1	DOUBLE-DOUBLES:
	T. Davis3
LED TEAM IN ASSISTS:	Stevens.....1
T. Davis13	
Tyree.....10	DOUBLE-FIGURE PTS:
Shuler9	Tyree.....26
Buffen2	T. Davis24
Hinson1	Shuler14
	Stevens.....11
LED TEAM IN STEALS:	Hinson9
Shuler13	Buffen5
T. Davis8	Olejniczak3
Tyree.....7	D.C. Davis1
Buffen4	
Hinson3	20-POINT GAMES:
Olejniczak3	Tyree.....15
D.C. Davis1	T. Davis8
Rodriguez1	Shuler1
Stevens.....1	Hinson1
	30-POINT GAMES:
	Tyree.....2
	T. Davis1

HONORS

Rebels:

Team of the Week - Jan. 14 (Andy Katz, NCAA.com)
 Team of the Week - Jan. 15 (NABC)

Terence Davis:

Preseason All-SEC 2nd Team (Coaches)

SEC Player of the Week - Jan. 14 (Conference Office, College Sports Madness)

Devontae Shuler:

Emerald Coast Classic All-Tournament Team

Breein Tyree:

Chair of the SEC Men's Basketball Leadership Council

Emerald Coast Classic All-Tournament Team

SEC Player of the Week - Dec. 2 (College Sports Madness)

SEC Player of the Week - Jan. 7 (Conference Office)

SEC Player of the Week - Feb. 11 (College Sports Madness)

Kermit Davis:

HoopDirt.com Coach of the Week - Jan. 14

GAME-BY-GAME STARTING LINEUPS

Opponent	Result	1	2	3	4	5
Western Michigan	W, 90-64	Shuler	Tyree	T. Davis	Hinson	Olejniczak
Butler	L, 76-83	Shuler	Tyree	T. Davis	Hinson	Olejniczak
Nicholls	W, 75-55	Shuler	Tyree	T. Davis	Hinson	Stevens
Baylor	W, 78-70	Shuler	Tyree	T. Davis	Hinson	Stevens
Cincinnati	L, 57-71	Shuler	Tyree	T. Davis	Hinson	Stevens
San Diego	W, 93-86	Shuler	Tyree	T. Davis	Hinson	Stevens
ULM	W, 83-60	Shuler	Tyree	T. Davis	Hinson	Olejniczak
Illinois State	W, 81-74	Shuler	Tyree	T. Davis	Hinson	Stevens
Southeastern Louisiana	W, 69-47	Shuler	Tyree	T. Davis	Hinson	Stevens
Chattanooga	W, 90-70	Shuler	Tyree	T. Davis	Hinson	Olejniczak
Middle Tennessee	W, 74-56	Shuler	Tyree	T. Davis	Hinson	Olejniczak
FGCU	W, 87-57	Shuler	Tyree	T. Davis	Hinson	Olejniczak
Vanderbilt	W, 81-71	Shuler	Tyree	T. Davis	Hinson	Olejniczak
#10 Auburn	W, 82-67	Shuler	Tyree	T. Davis	Hinson	Olejniczak
#14 Mississippi St.	W, 81-77	Shuler	Tyree	T. Davis	Hinson	Olejniczak
LSU	L, 69-83	Shuler	Tyree	T. Davis	Hinson	Olejniczak
Arkansas	W, 84-67	D.C. Davis	Tyree	T. Davis	Hinson	Olejniczak
Alabama	L, 53-74	Shuler	Tyree	T. Davis	Hinson	Olejniczak
#24 Iowa State	L, 73-87	Shuler	Tyree	T. Davis	Hinson	Olejniczak
Florida	L, 86-90 (OT)	Shuler	Tyree	T. Davis	Hinson	Olejniczak
#21 Mississippi St.	L, 75-81	Shuler	Tyree	T. Davis	Buffen	Olejniczak
Texas A&M	W, 75-71	Shuler	Tyree	T. Davis	Hinson	Olejniczak
Georgia	W, 80-64	Shuler	Tyree	T. Davis	Hinson	Olejniczak
Auburn	W, 60-55	Shuler	Tyree	T. Davis	Buffen	Olejniczak
Missouri	W, 75-65	Shuler	Tyree	T. Davis	Hinson	Olejniczak
South Carolina	L, 64-79	Shuler	Tyree	T. Davis	Hinson	Olejniczak
Georgia	W, 72-71	Shuler	Tyree	T. Davis	Hinson	Olejniczak
Tennessee	L, 71-73	Shuler	Tyree	T. Davis	Hinson	Stevens
Arkansas	L, 73-74	Shuler	Tyree	D.C. Davis	Hinson	Stevens

REBELS IN THE NATIONAL POLLS

	AP	USA TODAY Coaches
Preseason	NR	NR
Nov. 12	NR	NR
Nov. 19	NR	NR
Nov. 26	NR	NR
Dec. 3	NR	NR
Dec. 10	NR	NR
Dec. 17	NR	NR
Dec. 24	NR	NR
Dec. 31	NR	NR
Jan. 7	NR	NR
Jan. 14	18	20
Jan. 21	20	20
Jan. 28	RV	RV
Feb. 4	NR	RV
Feb. 11	NR	RV
Feb. 18	RV	RV
Feb. 25	NR	NR
March 4	NR	NR

DOUBLE-DOUBLE DAVIS

No Rebel recorded a double-double in any of the first 13 games of the season, but **Terence Davis** has emerged with three in SEC play thus far. The Southaven, Mississippi, native tallied 27 points and 12 rebounds, both team highs, to lead Ole Miss past No. 10 Auburn 82-67 (Jan. 9). The next time Davis took Craddock Court at The Pavilion, he produced another double-double with 21 points and 10 boards against LSU (Jan. 15). At Florida (Jan. 30), he recorded team highs in points (26) and rebounds (12). Davis now has nine double-doubles for his career to pace the Rebels.

OLE MISS BEATS GEORGIA TO SWEEP SEASON SERIES

Behind a strong second half from junior guard **Breoin Tyree**, Ole Miss got back to its winning ways with a 72-71 victory over Georgia at The Pavilion (Feb. 23). Tyree scored 14 of his game-high 17 points in the final 20 minutes, including his own 7-0 run that turned a one-point deficit into a six-point lead for the Rebels. The pressure of the Ole Miss 1-3-1 zone defense forced a missed three pointer by the Bulldogs to secure the win. Sophomore guard **Devontae Shuler** added 16 points. The Irmo, South Carolina, native knocked down four three-pointers, including a game-tying long ball with 1:22 to go. **Terence Davis** added 13 points with a team-high three steals, helping cause 19 Georgia turnovers throughout the game. **KJ Buffen** added eight points off the bench, while **D.C. Davis** also came in to add a career-high five rebounds and steal that led to a dunk.

CRACKING THE NATIONAL RANKINGS

With 10 straight wins, including back-to-back wins over top 15 teams, the Rebels found themselves back in the national rankings for the first time in six years (Jan. 14). Prior to that, Ole Miss last cracked the top 25 in 2013 (AP-Jan. 28; Coaches-Feb. 4). The Rebels were ranked 20th in both polls Jan. 21, appearing in the top 20 for consecutive weeks for the first time since exactly 11 years ago during the 2007-08 season (Jan. 14, Jan. 21).

REBELS BEAT MIZZOU FOR FOURTH STRAIGHT WIN

Converting 25 turnovers into 32 points on the other end of the floor, Ole Miss won its fourth straight game with a 75-65 victory over Missouri at The Pavilion (Feb. 16). The Rebels tallied 13 steals in the defensive effort, including a career-high five by sophomore **Devontae Shuler**. Ole Miss was led in scoring by a pair of Rebels coming off the bench. Senior forward **Bruce Stevens** scored a team-high 17 points, matching his season best, to go along with a trio of three-pointers. Freshman **KJ Buffen** added 14 points on 5 of 7 shooting with career highs in assists (4) and steals (3) through 32 minutes on the floor. The 31 points from Stevens and Buffen were the most points scored by the Ole Miss bench since tallying 32 in the season-opening win over Western Michigan (Nov. 10). The Rebels knocked down their free throws, a common theme throughout the season, going 20 of 23 (87.0 percent) from the stripe. **Breoin Tyree** went to the line the most, making six of his eight attempts as part of his 14-point afternoon. Shuler added 12 points as the fourth Rebel to reach double figures. Jordan Geist tallied a game-high 23 points to pace Missouri in the loss.

OLE MISS SWEEPS AUBURN BEHIND LOCKDOWN DEFENSE

The Rebels completed the regular season sweep of Auburn behind a dominant defensive effort at Auburn Arena (Feb. 13). Ole Miss held the Tigers to a season-low field goal percentage (32.7 percent) and point total in a 60-55 victory. The Rebels were led by stellar guard play led by **Breoin Tyree** and **Devontae Shuler**. Tyree scored 20 points for the sixth straight game behind four three-pointers. **Devontae Shuler** added 17 of his own with a career-high tying four three-pointers, three coming when the shot clock was expiring. **Terence Davis** fought through foul trouble to add eight points on 3 of 3 shooting, all in the second half. Ole Miss got production off the bench with **Blake Hinson** out. **Zach Naylor** scored a career-high tying five points, playing crucial minutes in the second half. The Rebels shot 39 percent from the three-point line, making a season-high 13 three-pointers, the eighth-most in school history; the 33 attempts were the fifth-most in school history. Both were two away from tying school records.

TAMING THE TIGERS

With the win over Auburn (Feb. 13), the Rebels swept the season series and won for the 12th time over the last 14 matchups between the conference foes. Auburn only led for 21 seconds during the two games. Ole Miss produced a wire-to-wire victory at The Pavilion (Jan. 9), and the Tigers held an early 4-3 lead for 21 seconds on Wednesday. The Rebels held Auburn to their lowest point total (55) and field goal percentage (32.7) this season, besting their previous low (67 points, 32.8 field goal percentage) from the first matchup. Auburn entered Wednesday's game leading the SEC in three-point percentage (37.7 percent) and ranking fourth nationally with 11.3 three made per game. Ole Miss stretched its defense and limited the Tigers to going 5 of 20 (25.0 percent) from long distance.

TYREE'S CAREER DAY LEADS REBELS TO ROAD WIN

Breoin Tyree broke the 1,000-point threshold en route to a career-high 31 points, leading Ole Miss to an 80-64 victory over Georgia (Feb. 9). The Rebels capped off a perfect week by winning in Athens for the first time in seven years. Ole Miss had three double-figure scorers including Tyree. Freshman **Blake Hinson** added 13 points of his own with three made three-pointers. Senior **Terence Davis** was all over the stat sheet for the second straight game, scoring 12 points with five rebounds, four assists and four steals. **Bruce Stevens** pulled down a season-high nine rebounds to go along with six points, including 4 of 4 from the line. Ole Miss was very active on the defensive end, grabbing 10 steals and forcing 20 turnovers that led to 19 points on the other end. With the help of 13 offensive rebounds, the Rebels held a 21-5 advantage in second chance points.

CRASHING THE GLASS

In the win over Georgia (Feb. 9), Ole Miss controlled the boards against the SEC's best rebounding team. The Rebels out-rebounded Georgia 38-32, including 13-9 on the offensive glass. The 13 offensive rebounds led to a 21-5 advantage in second chance points.

REBELS GET BACK ON TRACK

Taking advantage of steals and converting at the free throw line, Ole Miss got back on the winning track with a 75-71 victory over Texas A&M (Feb. 6) at The Pavilion. The Rebels recorded 14 steals and produced 31 points off turnovers, while shooting 94.7 percent (18 of 19) from the charity stripe, to rally from a nine-point second half deficit and earn a

hard-fought win. Ole Miss knocked down 17 of 18 free throw attempts in the second half behind the duo of **Terence Davis** and **Breoin Tyree**. Davis made all six of his free throws, while Tyree sank all five of his own. The pair of Rebels combined for 41 of the team's 75 points with Tyree's 22 leading the way. Davis was a stat machine throughout the night, scoring 19 points with team highs in rebounds (8), steals (7) and assists (5). His seven steals were a career-high and the most by a Rebel in two seasons. **Blake Hinson** added 11 points and a pair of steals, while **Devontae Shuler** tallied at least three steals for the fourth consecutive game. **Dominik Olejniczak** scored six points that including a crucial pair of free throws late as well as a big-time block with 1:05 remaining in the game.

STEALS STAT

Ole Miss recorded 14 steals in the win over the Aggies (Feb. 6), the most by the Rebels in an SEC game since Feb. 14, 2017 versus LSU. Senior **Terence Davis** led the way with a career-high seven steals, the first Rebel to reach that mark since Rasheed Brooks accomplished the feat during the 2017 Valentine's Day win over the Tigers.

CLUTCH FREE THROWS

Despite going the final 5:32 without making a field goal, while only attempting three shots during the span, the Rebels put Texas A&M away by converting at the free throw line. Starting with **Breoin Tyree's** free throws with 4:50 to go, Ole Miss made its final 12 free throws to put the game on ice. Four Rebels contributed to the perfection from the stripe. Tyree went 4 for 4, while **Blake Hinson** and **Dominik Olejniczak** made two apiece. With his team up by three, **Terence Davis** kept the Aggies out of reach by making all six of his free throws over the final 31 seconds of the contest to lock up the victory.

BUFFEN'S BIG GAME OFF THE BENCH

Freshman **KJ Buffen** provided a huge spark off the bench for Ole Miss at Florida (Jan. 30). In 29 minutes, he scored a career-high 17 points on 4 of 7 shooting that included his second three-pointer of the season. Entering the game as a 61.7 percent free throw shooter, Buffen was a perfect 8 for 8 from the charity stripe. Coming off the bench in all 20 games, the Gainesville, Georgia, native ranks second on the team in rebounding with 4.6 boards per game.

HISTORICAL GAME

History took place Jan. 26 as two top 25 teams battled on Craddock Court for the first time in the four-year history of The Pavilion. No. 20 Ole Miss hosted No. 24 Iowa State for the SEC/Big 12 Challenge. In fact, it was the first time a top 25 matchup took place in Oxford since No. 22 Ole Miss defeated No. 19 Vanderbilt 74-58 in Tad Smith Coliseum 11 years ago (Jan. 30, 2008).

REBELS ROLL PAST RAZORBACKS IN SOLD OUT PAVILION

No. 18 Ole Miss jumped out to a 7-0 lead and never looked back, cruising to an 84-67 wire-to-wire win over Arkansas (Jan. 19). After their 10-game winning streak was snapped to hand them their first SEC loss earlier in the week, the Rebels bounced back with a convincing victory in front of a sellout crowd at The Pavilion. Ole Miss caused havoc on defense, converting 17 turnovers (13 steals) into 22 points. The Razorbacks were limited to a 36.7 percent (11 of 30) clip in the second half, and 6 of 23 (26.1 percent) from three throughout the entire game. The Rebels also controlled the paint 44-28, holding Arkansas leading scorer Daniel Gafford to a then-season-low nine points. Ole Miss had balanced scoring with four Rebels in double figures. **Breoin Tyree** tallied a game-high 22 points, scoring 11 in each half. The junior guard was 7 of 15 from the floor and made all six of his free throw attempts. Senior **Terence Davis** stuffed the stat sheet with 18 points, nine rebounds, seven assists and five steals. Classmate **Bruce Stevens** added 14 points and seven rebounds off the bench, going 6 of 7 from the floor. Fellow big man **Dominik Olejniczak** played his best game of the season, scoring a season-high 13 points going up against Gafford. The Torun, Poland, native also pulled down five rebounds and defended the rim with a pair of blocks.

BIG GAME FOR THE BIG MEN

In the win over Arkansas in January, the five spot came up big on both sides of the court. **Dominik Olejniczak** and **Bruce Stevens** combined for 27 points and 12 rebounds, while limiting Arkansas leading scorer Daniel Gafford to nine points (season low at the time). The duo went 11 of 14 from the floor (78.6 percent), helping the Rebels hold a 44-28 advantage in the paint. Olejniczak got the Rebels off to a fast start, scoring nine of the team's first 19 points. The junior center tallied a season-high 13 points, all coming in the first half. Meanwhile, Stevens produced in the second half by scoring 10 straight points for the Rebels late in the game. The Louin, Mississippi, native missed just one shot, going 6 of 7 from the field and 2 of 3 from beyond the arc. He also grabbed seven rebounds in 18 minutes off the bench.

D.C. STEPS UP

Senior guard **D.C. Davis**, a former walk-on who earned a scholarship over the summer, got his second career start in the game versus Arkansas (Jan. 19). With **Devontae Shuler** nursing a foot injury, Davis stepped in and delivered. The Purvis, Mississippi, native scored seven points, his most in an SEC game, and dished out a career-high four assists without committing a turnover. Davis played a career-high 27 minutes, surpassing his total playing time (16 minutes) all of last season, although he did earn a start versus Texas A&M-Corpus Christi (Dec. 19, 2017). This season, Davis has played in all 20 games and averages 11.9 minutes per contest.

WHAT A WEEK

Ole Miss had quite the week in early January, shining in the national spotlight by beating top 15 teams in back-to-back games for the first time in school history. The Rebels knocked off No. 10 Auburn 82-67 at home (Jan. 9) before going on their rivals' home floor and walking away with an 81-77 win over the No. 14 Bulldogs (Jan. 12). The performance had both the National Association of Basketball Coaches (NABC) and NCAA.com's Andy Katz tab the Rebels as their NCAA Team of the Week. It was the first time Ole Miss beat ranked teams in consecutive games since 2002-03 when the Rebels went to No. 23 LSU (Jan. 18, 2003) and won 67-57 before taking down No. 15 Alabama 76-57 at home (Jan. 21, 2003).

LET'S GO 3-0

Ole Miss started 3-0 in SEC play for just the fifth time in program history, including the third over the last 20 seasons. The Rebels also won their first three conference games during the 2012-13, 2005-06, 1997-98, 1973-74 and 1936-37 seasons. Three of those seasons (2012-13, 2000-01 and 1997-98) resulted in NCAA Tournament berths. Ole Miss captured the 2013 SEC Tournament title and advanced to the round of 32. A Sweet 16 appearance combined with an SEC Western Division crown highlighted the 2000-01 campaign. During the 1997-98 season, The Rebels won SEC Western Division and advanced to the NCAA Tournament.

WWWNNNNNN

Starting at the end of November and running through the first three games of SEC play, the Rebels won 10 consecutive games for the first time since opening up the 2007-08 season with 13 straight victories. At the time, the winning streak was tied for the fourth-longest active winning streak in the country. Seven of the 10 Ole Miss wins during the streak were by

double digits. During the Rebels' 10-game winning streak, they outscored the opposition by an average of 15.6 ppg (82.1-66.5). The Rebels shot 52.2 percent from the floor, while going 40.9 percent from beyond the arc. Ole Miss shared the basketball during the streak, averaging 17.5 assists per game.

PERFECTION FROM BUFFEN

Against LSU (Jan. 15), **KJ Buffen** scored 13 points on a perfect 5 of 5 shooting to become the first Rebel to go perfect from the floor (minimum of five shots) since Marcanvis Hymon went 6 of 6 at Middle Tennessee last season (Dec. 9, 2017). In 19 minutes off the bench, the freshman also pulled down five rebounds to go along with a career-high three steals.

HINSON HIGHLIGHTS RIVALRY WIN

Blake Hinson saved his best game for his first taste of the rivalry with Mississippi State (Jan. 12). Scoring a career-high 26 points, Hinson led Ole Miss to an 81-77 win over the No. 14 Bulldogs in Starkville. After recording a team-high 10 points in the first half to keep the Rebels within striking distance down two, he scored 11 of the team's first 12 second half points. Ole Miss trailed by nine early in the final period, and Hinson drilled three straight three-pointers. He connected on five from long range throughout the afternoon, the most by a Rebel since the second game of the season when **Terence Davis** hit six at Butler (Nov. 16). Hinson's 26 points were the most by an Ole Miss freshman in a game since Jarvis Summers scored 27 points at Penn State (Dec. 4, 2011). The game-high output was the most by a Rebel freshman in an SEC game since March 2, 2011 (30 by Dundrecous Nelson at Auburn).

TERENCE DAVIS EARNS SEC PLAYER OF THE WEEK HONORS

After averaging 19.5 ppg and leading the Ole Miss men's basketball team to a pair of victories over top 15 teams, senior guard **Terence Davis** was named SEC Player of the Week by the conference office. Through the first two weeks of conference play, both SEC Players of the Week have been Rebels. **Breein Tyree** earned his first career SEC Player of the Week honor last week following a career-high 31 points at Vanderbilt (Jan. 5). Davis collects his second weekly conference accolade after becoming SEC Player of the week as a sophomore (Jan. 23, 2017). Davis recorded team highs in points (27) and rebounds (12), earning the first double-double by a Rebel this season, as Ole Miss upset No. 10 Auburn 82-67 last week (Jan. 9). Going 9 of 15 from the floor, it was the 19th 20-point game of his career and moved Davis into the top 25 of the Ole Miss all-time scoring list. With the help of four three-pointers, the senior moved into the Ole Miss top 10 in threes made for a career as well (140 in 103 career games). He hit two more Saturday, going 5 of 10 from the floor for 12 points in the 81-77 victory at No. 14 Mississippi State (Jan. 12). The win marked the first time Ole Miss beat back-to-back ranked teams since the 2002-03 season.

REBELS DOWN RIVAL MSU BEHIND HINSON'S 26

In the most hostile environment yet this year, Ole Miss outlasted No. 14 Mississippi State at Humphrey Coliseum (Jan. 12). The Rebels clawed back into the game towards the end of the first half and controlled the game late against the Bulldogs en route to an 81-77 victory. **Blake Hinson** led the Rebels with a career-high 26 points on 8 of 16 shooting, including a career-high five made threes. The Rebels had four double-digit scorers. **Breein Tyree**, after going down with an injury early in the game, scored 19 points and was 8 of 9 from the free-throw line. Tyree added the game-winning bucket with less than a minute remaining. **Terence Davis** and **Devontae Shuler** had 12 and 10, respectively. Tying a season high with 12 made threes, the Rebels beat ranked opponents in back-to-back games for the first time since the 2002-03 season.

TOP-10 WIN

Snapping a four-game skid versus top-10 teams, the victory over No. 10 Auburn was the Rebels' first win over a top-10 opponent since beating No. 10 Missouri 63-49 at home during the 2012-13 season (Jan. 12, 2013).

LIGHTING UP THE PAVILION

The offense has put up some record shooting percentages early in the first year under **Kermit Davis**. In the first five home games of the Davis era, Ole Miss boasted the top three shooting performances in The Pavilion. Going 32 of 52 (61.5 percent) in a victory versus Chattanooga (Dec. 16), Ole Miss tallied its best shooting percentage since going 28 of 45 (62.2 percent) in a 78-51 win at LSU nearly eight years ago (Jan. 22, 2011). The Pavilion record broke the previous best mark of 61.1 percent (33 of 54) in a win over San Diego last month (Nov. 28). In this year's season opener versus Western Michigan (Nov. 10), the Rebels shot 54.1 percent (33 of 61) to match the previous top Pavilion percentage (Feb. 14, 2017 vs. LSU). No opposing team has shot better than 53 percent in The Pavilion.

BIG MEN MAKING BIG FREE THROWS

With the Rebels taking a season-high 37 free throws versus No. 10 Auburn (Jan. 9), 23 of them were attempted by frontcourt members **Dominik Olejniczak** and **KJ Buffen**. Both Rebels set career highs in makes and attempts from the charity stripe as the duo combined to go 17 of 23 (73.9 percent). Olejniczak went 9 of 12 from the line, while Buffen converted 8 of 11.

REBELS UPSET NO. 10 AUBURN WITH WIRE-TO-WIRE VICTORY

In front of a rowdy crowd at The Pavilion, senior **Terence Davis** scored 27 points and grabbed 12 rebounds to lead Ole Miss to an 82-67 victory over No. 10 Auburn (Jan. 9). The Rebels controlled the game from the tip, leading throughout to secure their ninth straight win and earn a signature victory in the first SEC home game under head coach **Kermit Davis**. The win gave Ole Miss its longest winning streak since the 2012-13 campaign, and the Rebels improved to 2-0 in SEC play for just the fourth time in the last two decades. It was also Ole Miss' first victory over a top 10 team in six years. **Terence Davis'** double-double led the way, while freshman **KJ Buffen** added 16 points off the bench. **Devontae Shuler** reached double figures as well, tallying 14 points. Junior center **Dominik Olejniczak** recorded 11 points and seven rebounds, helping Ole Miss hold a 45-37 advantage on the boards. The Rebels also dominated the paint by outscoring the Tigers 30-12 in that area.

TYREE NAMED SEC PLAYER OF THE WEEK

After leading the Rebels to an 81-71 win at Vanderbilt to begin conference play, Ole Miss junior guard **Breein Tyree** was named SEC Player of the Week (Jan. 7). Scoring the most points by any SEC player over the weekend, Tyree earned the accolade from the conference office for the first time in his career. With a career-high 31 points, Tyree put the team on his back and led the Rebels to their eighth straight victory. Tyree's output was the most points scored by a Rebel and a Vanderbilt opponent this season. No other player scored more than 23 points in an SEC opener. Making a career-high 11 shots, Tyree went 11 of 16 from the floor for a 68.6 percent clip. He got off to a hot start, draining his first six shots from the field and scoring 17 of his team's 35 first half points. The Somerset, New Jersey, native produced his first career 30-point game and has scored at least 20 points in seven of the last 10 games. He was a perfect 6 of 6 from the line, making four free throws during the final six minutes to help keep Ole Miss ahead late in the game. Tyree is the first Rebel to be named SEC Player of the Week since teammate **Terence Davis** earned the honor as a sophomore (Jan. 23, 2017).

OLE MISS EARNS ROAD WIN IN SEC OPENER BEHIND TYREE'S BIG NIGHT

Breein Tyree scored a career-high 31 points, and the Ole Miss men's basketball team took its winning streak into SEC play with an 81-71 win over Vanderbilt in the conference opener at Memorial Gymnasium (Jan. 5). The Rebels won their eighth straight game, marking their longest winning streak in six seasons. Four Rebels scored in double figures led by Tyree. **Terence Davis**, who scored all of his points in the second half, shot 50 percent from the field with a pair of three-pointers. **Devontae Schuler** had 11 of his own, going 7 of 8 from the charity stripe with seven rebounds and six assists. **Blake Hinson** scored in double figures (11) for the fourth time this season. The Rebels cashed in at the free throw line, going 19 of 22 (86.4 percent) for the game, including 14 of 15 (93.3 percent) in the second half which allowed Ole Miss to keep the lead down the stretch.

A DECEMBER TO REMEMBER

The Rebels went 6-0 in the month of December, going undefeated in the final month of the calendar for just the third time since 1950. Ole Miss went 5-0 during December 2015, while posting a 7-0 December record during the 2007-08 NIT Final Four campaign. Prior to 1950, four games or less were played during the final month of the calendar year each season.

REBELS WIN SEVENTH STRAIGHT, SOAR OVER EAGLES

Ole Miss finished off a perfect month of December with an 87-57 victory over Florida Gulf Coast in front of 7,551 fans in The Pavilion (Dec. 29). The wire-to-wire win was the Rebels' seventh consecutive victory, their longest since the end of the 2015 calendar year. Five Rebels scored in double figures led by **Terence Davis**, who tallied 10 points in each half for his 18th career 20-point game. **Breein Tyree** added 14 points to go along with a season-high six assists and a career-best four steals. **Blake Hinson**, **Devontae Schuler** and **Bruce Stevens** tallied 11 points apiece. Ole Miss shot 51.7 percent (31 of 60) from the field, boasting a field goal percentage above 50 percent for the seventh straight game. The Rebels also knocked down a season-high 12 3-pointers (12 of 25) in their largest margin of victory (30) since the 2016-17 campaign (92-58 win over South Alabama on Dec. 22, 2016).

REBELS ROLL BLUE RAIDERS FOR SIXTH STRAIGHT VICTORY

In his first meeting against his former team, head coach **Kermit Davis** led Ole Miss to a 74-56 victory over Middle Tennessee at Bridgestone Arena (Dec. 21). Behind **Breein Tyree's** big night, as well as double figure performances from post players **Dominik Olejniczak** and **Bruce Stevens**, the Rebels won their sixth straight game. Tyree finished with a game-high 24 points on 10 of 13 shooting, including a career-high tying four made three-pointers. Olejniczak scored a season-high 10 points after getting the start, while Stevens added 12 points of his own with a pair of threes. The Ole Miss defense held Middle Tennessee to just 33.9 percent shooting as the Rebel offense stayed hot as of late, shooting over 50 percent for the sixth straight game.

REBELS USE 28-0 RUN TO DOWN MOCS

An incredible 28-0 run early in the second half flipped the game in favor of Ole Miss, as the Rebels rallied for a 90-70 victory over Chattanooga at The Pavilion (Dec. 16). Trailing by six with less than 17 minutes to go, the Rebels held the Mocs scoreless for nearly seven minutes en route to scoring 28 straight points and earning their fifth consecutive victory. Ole Miss also shot over 50 percent for the fifth game in-a-row, setting a new Pavilion record with a 61.5 percent (32 of 52) clip. **Terence Davis** and **Breein Tyree** scored 40 of the team's 90 points with 20 apiece. Davis also added team highs in assists (7) and rebounds (5), while Tyree sparked the big run with 18 of his 20 points coming in the second half. The junior guard was limited to eight minutes in the first half due to foul trouble, but he brought a spark coming out of the locker room. **Bruce Stevens** recorded 15 points off the bench on 6 of 7 shooting. Junior center **Dominik Olejniczak** scored seven points, while proving to be a big threat on the defensive end of the floor with team highs in steals (3) and blocks (2).

WHAT A RUN!

Trailing 45-39 against Chattanooga (Dec. 16) with 16:52 to go in the game, the Rebels went on a 28-0 run over 6:38 to take a 22-point lead. The 28 consecutive points serve as the second-largest run in college basketball this season. Auburn holds the top spot, leading Mississippi College 68-45 before going on a 35-0 run to make it a 58-point game (Nov. 14). Following Ole Miss, Northwestern is third thanks to a 25-0 second half run in a comeback victory over DePaul (Dec. 8).

HOOPS IN THE STATE CAPITAL

Playing in the state capital for the first time in 11 years Wednesday night, Ole Miss made sure it was a victorious return to Mississippi Coliseum with a 69-47 win over Southeastern Louisiana. The Rebels won their fourth straight game behind their best defensive performance in four seasons. Limiting the Lions to 47 points, Ole Miss allowed its fewest number of points since the 2014-15 campaign (Jan. 31, 2015 vs. Missouri). On the offensive side of the floor, the Rebels shot over 50 percent for the fourth consecutive contest. Behind 7 of 10 shooting from sophomore **Devontae Shuler**, Ole Miss converted 28 of 53 (52.8 percent) from the field. Shuler scored a team-high 19 points in the wire-to-wire victory with 14 of them coming in the first half. **Terence Davis** added 15 points, while **Blake Hinson** and **Dominik Olejniczak** contributed nine points apiece.

REBELS RACE PAST REDBIRDS ON ROAD

Behind a combined 42 points from **Breein Tyree** and **Terence Davis**, Ole Miss took its winning ways to the road and emerged with an 81-74 victory over Illinois State Saturday night (Dec. 8). Tyree had a team-high 22 points, including 17 in the second half, for his third straight 20-point game. Davis added 20 points of his own, his third game of the season with 20 points or more. **Dominik Olejniczak** scored a season-high nine points on 4 of 6 shooting to go along with a team-high seven rebounds. Ole Miss shot 93.3 percent from the charity stripe, including a perfect 14 of 14 in the second half that allowed the Rebels to keep the lead for over 30 minutes of game time. The Rebels didn't let the crowd at Redbird Arena phase their hot shooting as of late, shooting over 50 percent for the third straight game.

OLE MISS CRUISES PAST ULM

Ball distribution proved to be a major key to Ole Miss' 83-60 victory over ULM (Dec. 1). The Rebels produced 25 assists on 33 made baskets en route to a wire-to-wire win at The Pavilion. The constant ball movement allowed the Rebels to shoot 52.4 percent (33 of 63) from the floor. Ole Miss used its size to control the boards and the paint throughout the contest. The Rebels outrebounded the Warhawks 41-24, a season high in rebounding margin, and held a 36-18 advantage on points in the paint. For the third time in the last four games, **Breein Tyree** reached the 20-point plateau and led the Rebels in points. Behind Tyree's 20 points, freshmen **Blake Hinson** finished off a strong week by setting new career highs in points (17) and threes (4). **Terence Davis** added 15 points, 13 of them coming in the second half, and a team-high eight rebounds.

SHARING AND SCORING

Ole Miss shared the rock in the 23-point victory over ULM. The Rebels tallied a season-high 25 assists on 33 made field goals, the most in a game since last season versus Texas A&M-Corpus Christi (Dec. 19, 2017). Ten Rebels appearing in the game recorded at least one assist led by point guard **Devontae Shuler**, who matched his career high with a team-best six assists.

REBELS TOP TOREROS

A balanced offense led to a record-breaking night and a win for the Ole Miss men's basketball team Wednesday. Shooting 61.1 percent (33 of 54) from the field, the Rebels had five players score double digits in a 93-86 victory over a solid San Diego squad. **Breoin Tyree** continued his strong play as of late, tallying a team-high 22 points on 6 of 7 shooting and a perfect 8 for 8 at the charity stripe. **Terence Davis** was back to his normal self by adding 20 points to go along with a career-high nine assists. Freshmen **KJ Buffen** and **Blake Hinson** had their biggest games as young Rebels, both recording career highs of 15 points apiece. Coming off a career-high game of his own in the Emerald Coast Classic, sophomore guard **Devontae Shuler** had 13 points. Along with balanced scoring, the Rebels found success at the free throw line by shooting 87.0 percent (20 of 23).

TYREE AND SHULER EARN ALL-TOURNAMENT ACCOLADES

Producing career-high games at the beach this past weekend, Ole Miss guards **Breoin Tyree** and **Devontae Shuler** earned spots on the Emerald Coast Classic All-Tournament Team. Tyree led the Rebels in scoring over the two games, averaging 21.0 ppg. His big night against Baylor, tallying a career-high 28 points, helped the Rebels beat the Bears to advance to the championship game. He followed that up with a 14-point night versus Cincinnati, scoring 12 of the team's 24 second half points. Despite not having a big scoring night, Shuler played a career-high 38 minutes and picked up a pair of steals versus Baylor before breaking out in the championship game. The sophomore eclipsed the 20-point barrier for the first time in his career, scoring 24 points and pulling down a team-high six rebounds.

OLE MISS BEATS BAYLOR BEHIND TYREE'S BIG NIGHT

A last-minute jersey issue forced **Breoin Tyree** to switch from number 21 to number 4. The junior guard may want to keep wearing 21 as he scored a career-high 28 points to lead the Ole Miss men's basketball team to a 78-70 win over Baylor in the Emerald Coast Classic. Tyree scored 17 of his 28 points in the second half, including the final nine to put the game away for the Rebels. The Somerset, New Jersey, native finished 6 of 11 from the floor while knocking down 13 of 17 from the free throw line. **Bruce Stevens** recorded season highs in points (17), rebounds (8) and minutes (33). **Blake Hinson** and **KJ Buffen** added nine points apiece to tally career highs. As a team, the Rebels forced 18 Baylor turnovers and limited the Bears to just 2 of 18 (11.1 percent) shooting from beyond the arc. Ole Miss held a 23-9 advantage in points off turnovers, while also converting 13 second chance points to Baylor's four.

BALANCED SCORING AND DEFENSE LEAD TO WIN OVER NICHOLLS

In the final game before heading to the beach for Thanksgiving, Ole Miss used pressure defense and balanced scoring for a wire-to-wire 75-55 victory over Nicholls (Nov. 20) at The Pavilion. Ole Miss held the Colonels to just 55 points and 33.8 percent shooting (22 of 65) from the field, its best defensive output in 60 games dating back to the 2016-17 season. Six Rebels tallied at least eight points led by **Terence Davis**. The senior guard tallied 14 points to go along with eight rebounds and a career-high four blocks. Davis guarded Jeremiah Jefferson, the leading scorer in the Southland Conference (19.8 ppg), throughout most of the night, keeping him to seven points on 3 of 13 shooting (1 of 7 from three-point land). Fellow senior **Bruce Stevens** added 13 points, while **Breoin Tyree** reached double figures for the ninth straight game with 10 points. Tyree matched sophomore guard **Devontae Shuler** with a team-high six assists. Shuler stuffed the stat book by recording nine points, seven rebounds, six assists and three steals. **Blake Hinson** scored a career-high eight points, and senior **D.C. Davis** tallied eight off the bench as well.

TD FOR 3-0

Scoring a game-high 30 points Friday night, senior **Terence Davis** recorded the fourth 30-point game of his career. He also knocked down six 3-pointers for the third time as a Rebel (career best). Davis' 30-point performances are below.

Date	Opponent	Points	FG	3FG	FT	Result
Nov. 16, 2018	at Butler	30	10-16	6-9	4-5	L, 76-83
Jan. 20, 2018	at Arkansas	30	10-15	5-8	5-6	L, 93-97
March 18, 2017	at Syracuse (NIT)	30	11-14	6-7	2-4	W, 85-80
Feb. 14, 2017	LSU	33	13-21	3-7	4-4	W, 96-76

DEFENSE AND DAVIS TRIO LEAD REBELS TO SEASON-OPENING WIN

Converting 24 turnovers into 39 points, a scrappy defense lifted Ole Miss to a 90-64 victory over Western Michigan in the 2018-19 season opener at The Pavilion (Nov. 10). Four Rebels recorded double figures, including a combined 29 from seniors **D.C. Davis** and **Terence Davis**, as Ole Miss won its first game under new head coach **Kermit Davis**. Western Michigan turned the ball over in eight of its first nine possessions, and the Rebels took advantage to jump out to a 20-4 lead that they would never surrender. **Terence Davis** led all scorers with 17 points, all coming in a first half in which the senior guard was 7 of 9 from the floor. **Breoin Tyree** followed with 14 points, while **Devontae Shuler** tallied 11 of his 13 points over the final 20 minutes. Off the bench, **D.C. Davis** provided a spark with 12 points on a perfect shooting display.

STEALING THE SHOW

While the Rebels put up 90 points in the season opener, the story of the game was the team's tenacious defense. Ole Miss registered 15 steals throughout the contest, the most in a game in six seasons. The last time the Rebels recorded at least 15 steals in the game, they tallied 20 in a win over Lipscomb (Nov. 23, 2012). The 15 steals in Saturday's win also set a new record in the three-year history of The Pavilion.

NEW SEASON, NEW D.C.

Last season, his first as a Rebel, **D.C. Davis** appeared in five games and scored a total of five points. In 61 seconds against Western Michigan, he surpassed his total from the 2017-18 campaign. With the help of two steals, Davis used a pair of threes and a transition layup to score eight points in just over a minute. His performance led to a career-high 12 points. The Purvis, Mississippi, native went 4 of 4 from the field, 2 of 2 from beyond the arc and also made both of his free throw attempts. On the defensive side of the ball, he tied a team high with three steals.

FRESHMAN STARTER

Earning a start versus Western Michigan, **Blake Hinson** became the first Rebel freshman to start a season opener in 10 years. Terrance Henry, a seven-year pro in Europe, scored 1,095 points over his Ole Miss career and was the last Rebel to start a season opener as a freshman (2008-09 season).

OLE MISS HOOPS LANDS TOP 25 RECRUITING CLASS ON SIGNING DAY

Ole Miss head coach **Kermit Davis** announced the addition of four standouts on National Signing Day. **Antavion "Dude" Collum**, **Rodney Howard**, **Sammy Hunter** and **Bryce Wil-**

liams all signed their National Letters of Intent on Nov. 14 and will join the Rebels for the 2019-20 season. After being named the 22nd head coach in Ole Miss Basketball history last March, Davis and his staff quickly completed a recruiting class by signing five players within the first two months on the job. This 2019 class, Davis' first full class at Ole Miss, is one of the best in school history coming in at No. 25 in Rivals' national rankings. Collum is a Rivals150 recruit, ranked No. 139 nationally. Howard, the No. 10 player out of the state of Georgia according to 247Sports, adds size to the team with his 6-foot-10 frame. As a senior in his third year in Canada, Hunter is averaging a whopping 30.8 ppg to go along with 7.2 rpg, 1.2 bpg, 1.2 spg and 0.5 apg. Williams, a 4-star junior college guard out of Tampa, Florida, is averaging 18.5 ppg and helped the Falcons win their first four games.

TERENCE DAVIS NAMED PRESEASON ALL-SEC

Ole Miss senior guard **Terence Davis** was named Preseason Second Team All-SEC when the conference office unveiled the coaches' selections on the opening day of the 2018-19 college basketball season. Davis finds himself on the Preseason All-SEC list for the second consecutive year. Entering his final season as a Rebel, Davis ranks 39th in Ole Miss history with 1,028 career points. The Southaven, Mississippi, native has played in 89 games since arriving on campus, making 52 appearances in the starting lineup. In 13 of those games, Davis eclipsed the 20-point plateau, including a career-high 33 points versus LSU as a sophomore. He burst onto the scene as a sophomore (2015-16) by averaging 14.5 points per game, a significant increase from his 1.8 output as a freshman and the largest scoring increase by any player in the SEC. Last year, Davis led Ole Miss in scoring (13.8 ppg) and rebounding (6.2 rpg). He ranked 20th in the conference in scoring and cracked the SEC top 10 in defensive rebounding by pulling down 4.7 defensive boards per game. Also on the defensive side of the floor, Davis paced the Rebels with 28 blocks and ranked third in steals (29).

MEETING THE STAFF

Building his staff, **Kermit Davis** brought two coaches with him from Middle Tennessee in assistants **Win Case** and **Ronnie Hamilton**, while also adding assistant coach **Levi Watkins**.

- Case spent the last 10 seasons on Davis' staff at Middle Tennessee, helping the Blue Raiders capture seven conference titles and make three NCAA Tournament appearances. Middle Tennessee won 232 games during Case's decade in Murfreesboro, including six seasons with at least 24 victories. Before joining up with Davis, he made head coaching stops at Redlands College and Eastern Oklahoma State College. Case was head coach at Oklahoma City University for 13 years, posting a 343-127 record and winning the NAIA National Championship in 1994 and again in 1996.

- Hamilton was at Middle Tennessee for four seasons, assisting the program in one of the best runs in school history. He helped produce a stretch in which the Blue Raiders earned three straight Conference USA championships. Before arriving at Middle Tennessee, Hamilton was familiar with Conference USA due to stints at Houston and Tulane. The Oxford, North Carolina, native was a four-year letterman for the Duke football team as a defensive back before deciding to put on his coaching shoes and switch sports.

- Before coming to Ole Miss, Watkins was an assistant coach at Arizona State for three seasons. Last season, the Sun Devils were ranked as high as No. 3 in the AP poll (highest in school history) and were the last undefeated team in Division I men's basketball. Prior to Arizona State, Watkins spent two seasons as an assistant coach at Buffalo, where the Bulls went 42-20 and advanced to the NCAA Tournament for the first time in school history. As a player at NC State from 2002-05, he helped lead the Wolfpack to four consecutive NCAA Tournaments.

OLE CANADA

The new era of Ole Miss Basketball began outside of the United States, as the Rebels traveled to Canada for their foreign tour. The NCAA allows basketball teams to take an international trip every four years. Although the preseason games do not count towards the 2018-19 NCAA campaign, the week provided an early opportunity for a team mixed with veterans and newcomers to take the floor against some quality opposition. Ole Miss hit the hardwood against four Canadian teams, Aug. 5-9, competing in games for the first time under head coach **Kermit Davis**. With two games apiece in Montreal and Ottawa, the Rebels went 3-1 north of the border. Senior guard **Terence Davis** led Ole Miss throughout the trip, pacing the team in scoring (21.0 ppg), rebounding (8.3 rpg), assists (2.5 apg) and steals (2.3 spg).

- **Game 1 (Montreal): Ole Miss 102, McGill 61** - Ole Miss held the Redmen to a 28.6 percent (18 of 63) clip from the floor, while shooting 58 percent (40 of 69) on the other side of the court. Davis scored a team-high 20 points, including the Rebels' first nine of the game.

- **Game 2 (Montreal): Ole Miss 84, Concordia 77** - Thanks, in large part, to the 1-3-1 zone, the Ole Miss defense forced 23 Concordia turnovers throughout the night to combat 15 three-pointers made by the Stingers. **Breein Tyree** led all scorers with 23 points, including 16 in the second half.

- **Game 3 (Ottawa): Carleton 81, Ole Miss 63** - Ole Miss faced its toughest test of the 2018 Canada Tour, a Carleton team that has won 13 of the past 16 Canadian national championships. Davis led the way with a game-high 23 points, seven rebounds and three blocks.

- **Game 4 (Ottawa): Ole Miss 85, Ottawa 74** - Ole Miss rallied from 27 points down, outscoring the Gee-Gees 71-36 over the final three quarters. Davis could not be stopped throughout the night as he posted an impressive double-double (23 points, 16 rebounds).

SCORING RETURNS

Ole Miss returns three of its top four scorers from a season ago in **Terence Davis** (13.8 ppg), **Bruce Stevens** (10.8 ppg) and **Breein Tyree** (10.8 ppg). The last time the Rebels had three returners that averaged double figures the season prior was the when Murphy Holloway (11.2 ppg), Jarvis Summers (10.4 ppg) and Nick Williams (10.1 ppg) returned for the 2012-13 campaign. That season resulted in a 27-9 record, the SEC Tournament title and advancement to the third round of the NCAA Tournament. If history repeats itself, Ole Miss will have one of the nation's biggest turnarounds and be dancing come March.

OLEJNICZAK COMPETES FOR HIS COUNTRY

After spending a week working out back in his native country of Poland this summer, junior center **Dominik Olejniczak** earned a spot on the country's national team to complete the first round of FIBA World Cup European Qualifiers. Olejniczak joined Rebel Basketball alums Tomasz Gielo and Sebastian Saiz in representing their countries in qualifying games across Europe.

NEW REBS

Six freshmen and two junior college transfers make up the 2018-19 newcomers: **KJ Buffen**, **Carlos Curry**, **Brian Halums**, **Blake Hinson**, **John McBride**, **Franco Miller Jr.**, **Zach Naylor** and **Luis Rodriguez**. All six freshmen joined the team following the hire of new head coach **Kermit Davis**. All eight newcomers saw action during the Rebels' preseason trip to Canada. Hinson, a four-star wing from Deltona, Florida, led all newcomers in scoring at 9.0 ppg.

GRADUATED REBELS

Ole Miss must replace two starters, including four-year letterman Marcanvis Hymon. The forward ended his Ole Miss career ranked 10th in school history with 97 blocks. The Rebels also lost graduate transfer Markel Crawford, who led the team in minutes and steals. Deandre Burnett, one of the top two scorers in each of the last two seasons, also graduated. Burnett led Ole Miss in assists a season ago.

DAVIS FOLLOWS KENNEDY

When **Kermit Davis** arrived in Oxford as the Rebels' new head coach, he emphasized the importance of building off the foundation left by longtime Ole Miss coach **Andy Kennedy**. With 403 wins at the Division I level, Davis recognizes his friend's impact at Ole Miss as the winningest coach in school history. In his 12 seasons guiding Ole Miss Hoops (2007-18), Kennedy held a 245-156 record with 11 postseason wins, eight postseason berths, nine 20-win seasons, two NCAA Tournament appearances, two NIT Final Fours, two SEC West titles and an SEC Tournament Championship. Averaging more than 20 wins per season and a two-time SEC Coach of the Year, Kennedy ranks 18th in conference history with 245 victories.

GREEN LIGHT GUARDS

Ole Miss has proven to develop guards over the past 12 seasons as 12 guards have earned All-SEC accolades to rank third among conference teams during that period. The depth at guard showed in terms of scoring. Ole Miss guards accounted for 70.1 percent of the Rebels' points. Five of the top six scorers on the team were guards led by **Terence Davis** (13.8 ppg), **Deandre Burnett** (13.5 ppg), **Breoin Tyree** (10.8 ppg) and **Markel Crawford** (9.2 ppg). **Devontae Shuler** added 6.0 ppg (sixth on team).



All three seniors hail from Magnolia State as well as head coach Kermit Davis.

THE PAVILION RECORD BOOK

INDIVIDUAL (OLE MISS)

Points:	43	Stefan Moody vs. Mississippi St. (3-3-16)
FG att:	25	Stefan Moody vs. Vanderbilt (2-6-16)
FG made:	13	Terence Davis vs. LSU (2-14-17)
3-pt att:	15	Stefan Moody vs. Vanderbilt (2-6-16)
3-pt made:	6	3x, MR: Terence Davis vs. Bradley (12-22-17)
FT att:	18	2x, MR: Stefan Moody vs. Mississippi St. (3-3-16)
FT made:	15	2x, MR: Stefan Moody vs. Mississippi St. (3-3-16)
Rebounds:	19	Sebastian Saiz vs. UMass (11-14-16)
Assists:	9	2x, MR: Terence Davis vs. San Diego (11-28-18)
Blocks:	6	Sebastian Saiz vs. Bradley (12-19-16)
Steals:	7	2x, MR: Terence Davis vs. Texas A&M (2-6-19)

TEAM (OLE MISS)

Points:	97	2x, MR: vs. Illinois State (12-16-17)
Few points:	47	vs. Georgia (1-11-17)
FG att:	73	2x, MR: vs. Illinois State (12-16-17)
FG made:	36	vs. South Dakota State (11-28-17)
FG pct:	61.5	vs. Chattanooga (12-16-18)
3-pt att:	33	2x, MR: vs. Montana (11-24-16)
3-pt made:	14	vs. Texas A&M-Corpus Christi (12-19-17)
3-pt pct:	56.3	vs. Chattanooga (12-16-18)
FT att:	46	vs. UMass (11-14-16)
FT made:	33	vs. UMass (11-14-16)
FT pct:	95.7	vs. No. 5 Baylor (1-28-17)
Rebounds:	50	2x, MR: Tennessee (1-17-17)
Assists:	25	2x, MR: ULM (12-1-18)
Blocks:	13	vs. Bradley (12-19-16)
Steals:	15	vs. Western Michigan (11-10-18)

INDIVIDUAL (OPPONENT)

Points:	34	Malik Monk, No. 8 Kentucky (12-29-16)
FG att:	24	Bryce Brown, No. 10 Auburn (1-9-19)
FG made:	12	Malik Monk, No. 8 Kentucky (12-29-16)
3-pt att:	19	Bryce Brown, No. 10 Auburn (1-9-19)
3-pt made:	7	3x, MR: Bryce Brown, No. 10 Auburn (1-9-19)
FT att:	18	Keith Stone, Florida (1-13-18)
FT made:	13	Keith Stone, Florida (1-13-18)
Rebounds:	13	3x, MR: Jontay Porter, Missouri (2-6-18)
Assists:	11	Isaiah Briscoe, No. 8 Kentucky (12-29-16)
Blocks:	8	Clevon Brown, Vanderbilt (3-3-18)
Steals:	5	J.J. Frazier, Georgia (1-9-16)

TEAM (OPPONENT)

Points:	101	Illinois State (12-16-17)
Few points:	49	Bradley (12-19-16)
FG att:	74	2x, MR: South Dakota State (11-28-17)
FG made:	38	No. 24 Iowa State (1-26-19)
FG pct:	69.1	No. 24 Iowa State (1-26-19)
3-pt att:	41	South Dakota State (11-28-17)
3-pt made:	18	South Dakota State (11-28-17)
3-pt pct:	56.3	Middle Tennessee (11-30-16)
FT att:	36	UMass (11-14-16)
FT made:	26	Illinois State (12-16-17)
FT pct:	88.0	Georgia (1-11-17)
Rebounds:	49	2x, MR: Illinois State (12-16-17)
Assists:	26	No. 24 Iowa State (1-26-19)
Blocks:	8	2x, MR: Vanderbilt (3-3-18)
Steals:	12	Mississippi State (3-3-16)

THE PAVILION AT OLE MISS FAQs

What is the official name of The Pavilion?

The official name is The Pavilion at Ole Miss.

Does The Pavilion have a nickname like the Tad Pad?

No, the name of the facility is The Pavilion at Ole Miss, or simply The Pavilion.

When did The Pavilion at Ole Miss open?

January 7, 2016

What was the total cost?

\$96.5 million

Where is media parking?

Media parking for games in The Pavilion will be located in the garage or at the Ole Miss Track Complex. Media members should request parking in advance.

Where is the media entrance?

The media will-call table is located in the southwest corner of The Pavilion. From outside, it is the lower entrance off Hill Drive that is closest to the parking garage. For those parking inside the garage, media will-call is located on Level 1 of the parking garage (P1 on elevators). The media entrance will open two hours prior to tip off.

Where is the media workroom?

In The Pavilion, the workroom is located in the southwest corner of the floor level through the visiting team tunnel.

Where is the media seating?

Media seating is located in the at the top of section 101 in the southwest corner of The Pavilion.

How do I obtain media credentials for games at the Pavilion?

Media credentials may be requested through the Athletics Communications Office for game credentials. Requests for credentials should be emailed to Adam Kuffner (kuffner@olemiss.edu) and will be limited to working members of the media.

Where are the scouting seats located?

Scouting seats are available in the media seating area at the top of section 101. Additional seating may be purchased by contacting Adam Kuffner in the Athletics Communications office.

What is the postgame interview policy?

Both team locker rooms are CLOSED to the media following the game. Ole Miss head coach Kermit Davis will address the media approximately 10 minutes after the game. Selected players will be brought into the media room following the head coaches. Visiting coach and player interviews will be coordinated through the visiting team's communications contact.

THE PAVILION QUICK FACTS

Arena Name	The Pavilion at Ole Miss
Ground Breaking	July 31, 2014
Opening Date	Jan. 7, 2016
Capacity	9,500
Record Crowd	9,500 (8 times)
All-Time Record	41-20 (.672)
Current Winning Streak	L1
Longest Winning Streak	W8

THE PAVILION FIRSTS

First Game	vs. Alabama (1/7/15)
First Win	vs. Alabama (1/7/15)
First Overtime Game	vs. USC (1/19/16)
First Point	Tomasz Gielo (3FG, 19:11/1H)
First FG	Tomasz Gielo (3FG, 19:11/1H)
First 3-Pointer	Tomasz Gielo (19:11/1H)
First Dunk	Jimmie Taylor, Alabama (11:0/1H)
First Dunk (OM)	Sebastian Saiz (17:09/2H)

GAME-BY-GAME STATS

OPPONENT	1H-2H-F	FG-FGA	PCT	3P-3PA	PCT	FT-FTA	PCT	OF-DF-TotRb	A	TO	BLK	STL
Western Michigan	22-42-64	20-49	40.8	7-19	36.8	17-21	81.0	10-18-28	15	24	0	4
OLE MISS	43-47-90	33-61	54.1	10-22	45.5	14-18	77.8	10-21-31	14	12	5	15
OLE MISS	36-40-76	26-56	46.4	11-26	42.3	13-21	61.9	10-21-31	14	15	3	4
Butler	41-42-83	25-54	46.3	10-23	43.5	23-27	85.2	9-19-28	12	10	3	4
Nicholls	22-33-55	22-65	33.8	7-24	29.2	4-6	66.7	8-21-29	11	14	3	9
OLE MISS	37-38-75	26-54	48.1	6-17	35.3	17-23	73.9	9-36-45	21	16	6	4
Baylor	39-31-70	25-54	46.3	2-18	11.1	18-22	81.8	8-23-31	11	18	3	7
OLE MISS	43-35-78	22-56	39.3	5-20	25.0	29-36	80.6	11-24-35	14	13	4	8
Cincinnati	37-34-71	20-50	40.0	6-14	42.9	25-35	71.4	11-22-33	9	7	6	4
OLE MISS	33-24-57	19-51	37.3	3-21	14.3	16-17	94.1	8-19-27	3	11	6	3
San Diego	37-49-86	31-64	48.4	9-23	39.1	15-18	83.3	9-17-26	21	13	0	6
OLE MISS	39-54-93	33-54	61.1	7-16	43.8	20-23	87.0	7-26-33	20	14	4	7
ULM	31-29-60	20-52	38.5	7-21	33.3	13-19	68.4	6-18-24	14	11	0	4
OLE MISS	44-39-83	33-63	52.4	11-29	37.9	6-8	75.0	13-28-41	25	11	3	7
OLE MISS	41-40-81	30-57	52.6	7-19	36.8	14-15	93.3	9-30-39	16	16	2	7
Illinois State	36-38-74	26-63	41.3	10-25	40.0	12-19	63.2	12-19-31	15	10	3	7
Southeastern Louisiana	17-30-47	19-51	37.3	2-17	11.8	7-10	70.0	5-18-23	15	13	1	2
OLE MISS	33-36-69	28-53	52.8	6-13	46.2	7-12	58.3	9-30-39	16	10	3	5
Chattanooga	39-33-70	27-58	46.6	11-21	52.4	5-10	50.0	9-19-28	19	22	3	1
OLE MISS	37-53-90	32-52	61.5	9-16	56.3	17-25	68.0	5-24-29	20	14	6	11
OLE MISS	38-36-74	29-58	50.0	8-22	36.4	8-14	57.1	12-30-42	13	17	4	9
Middle Tennessee	26-30-56	19-56	33.9	5-14	35.7	13-19	68.4	10-20-30	7	17	2	8
FGCU	26-31-57	21-52	40.4	6-16	37.5	9-12	75.0	10-18-28	13	19	5	2
OLE MISS	44-43-87	31-60	51.7	12-25	28.0	13-18	72.2	14-23-37	22	11	5	11
OLE MISS	35-46-81	28-57	49.1	6-18	33.3	19-22	86.4	8-28-36	15	12	6	6
Vanderbilt	32-39-71	24-60	40.0	6-20	30.0	17-29	58.6	13-22-35	13	10	5	7
Auburn	29-38-67	22-67	32.8	14-39	35.9	9-17	52.9	16-21-37	11	16	6	6
OLE MISS	42-40-82	24-53	45.3	7-19	36.8	27-37	73.0	13-32-45	13	17	2	11
OLE MISS	39-42-81	27-58	46.6	12-31	38.7	15-20	75.0	9-21-30	15	10	3	3
Mississippi St.	41-36-77	30-64	46.9	6-21	28.6	11-16	68.8	14-24-38	11	15	4	8
LSU	31-52-83	27-57	47.4	9-19	47.4	20-30	66.7	12-28-40	17	13	7	10
OLE MISS	31-38-69	26-64	40.6	8-28	28.6	9-17	52.9	15-27-42	14	16	3	8
Arkansas	35-32-67	22-55	40.0	6-23	26.1	17-21	81.0	10-21-31	14	17	3	6
OLE MISS	46-38-84	31-64	48.4	7-22	31.8	15-17	88.2	13-27-40	19	13	3	13
OLE MISS	26-27-53	20-50	40.0	6-20	30.0	7-14	50.0	10-22-32	6	16	4	1
Alabama	42-32-74	25-65	38.5	7-22	31.8	17-22	77.3	20-24-44	8	9	9	9

GAME-BY-GAME STATS

OPPONENT	1H-2H-F	FG-FGA	PCT	3P-3PA	PCT	FT-FTA	PCT	OF-DF-TotRb	A	TO	BLK	STL
Iowa State	43-44-87	38-55	69.1	8-15	53.3	3-4	75.0	5-29-34	26	19	3	1
OLE MISS	38-35-73	25-69	36.2	8-24	33.3	15-17	88.2	15-13-28	10	8	0	8
OLE MISS	30-46-10-86	29-63	46.0	6-23	26.1	22-26	84.6	15-26-41	10	17	1	7
Florida	33-43-14-90	31-63	49.2	11-26	42.3	17-22	77.3	8-19-27	18	13	1	6
Mississippi State	39-42-81	27-58	46.6	8-17	47.1	19-28	67.9	15-25-40	13	16	3	9
OLE MISS	43-32-75	26-57	45.6	11-21	52.4	12-14	85.7	6-22-28	14	13	4	6
Texas A&M	36-35-71	28-62	45.2	11-23	47.8	4-8	50.0	13-25-38	16	18	3	12
OLE MISS	37-38-75	24-58	41.4	9-26	34.6	18-19	94.7	9-24-33	16	12	4	14
OLE MISS	45-35-80	28-63	44.4	9-25	36.0	15-19	78.9	13-25-38	12	10	2	10
Georgia	33-31-64	21-52	40.4	11-25	44.0	11-16	68.8	9-23-32	11	20	5	5
OLE MISS	30-30-60	19-51	37.3	13-33	39.4	9-13	69.2	9-25-34	12	13	2	8
Auburn	24-31-55	16-49	32.7	5-20	25.0	18-23	78.3	12-22-34	7	14	4	6
Missouri	26-39-65	24-51	47.1	8-17	47.1	9-12	75.0	13-24-37	9	25	1	4
OLE MISS	35-40-75	23-50	46.0	9-24	37.5	20-23	87.0	4-17-21	17	10	3	13
OLE MISS	32-32-64	23-62	37.1	5-23	21.7	13-19	68.4	11-27-38	10	11	9	3
South Carolina	40-39-79	27-64	42.2	9-19	47.4	16-27	59.3	16-30-46	15	10	5	9
Georgia	29-42-71	25-48	52.1	5-16	31.3	16-22	72.7	8-26-34	19	19	2	7
OLE MISS	39-33-72	28-65	43.1	12-28	42.9	4-5	80.0	12-17-29	15	15	2	8
Tennessee	34-39-73	29-56	51.8	3-13	23.1	12-16	75.0	4-28-32	16	9	3	7
OLE MISS	39-32-71	24-58	41.4	9-23	39.1	14-15	93.3	7-25-32	14	10	2	5
OLE MISS	35-38-73	29-54	53.7	6-22	27.3	9-11	81.8	8-22-30	15	16	1	6
Arkansas	34-40-74	27-49	55.1	9-18	50.0	11-20	55.0	4-17-21	20	13	4	10

REBEL CAREER HIGHS

#0

BLAKE HINSON**POINTS**

26 at Mississippi St. (1/12/19)

REBOUNDS

5, 4x, MR: at Iowa State (1/26/19)

FIELD GOALS

8 at Mississippi St. (1/12/19)

FREE THROWS

5, 2x, MR: at MSU (1/12/19)

THREE-POINTERS

5 at Mississippi St. (1/12/19)

ASSISTS

4, 2x, MR: vs. Auburn (1/9/19)

STEALS

3 vs. Auburn (1/9/19)

BLOCKS

1, 8x, MR: at South Carolina (2/19/19)

#1

ZACH NAYLOR**POINTS**

5, 2x, MR: at Auburn (2/13/19)

REBOUNDS

4 at Auburn (2/13/19)

FIELD GOALS

2, 2x, MR: at Auburn (2/13/19)

FREE THROWS

2 vs. Chattanooga (12/16/18)

THREE-POINTERS

1, 2x, MR: at Auburn (2/13/19)

ASSISTS

2 at Vanderbilt (1/5/19)

STEALS

1, 2x, MR: vs. FGCU (12/29/18)

BLOCKS

1 at Vanderbilt (1/5/19)

#2

DEVONTAE SHULER**POINTS**

24 vs. Cincinnati (11/24/18)

REBOUNDS

9 at Florida (1/30/19)

FIELD GOALS

9 vs. Cincinnati (11/24/18)

FREE THROWS

7 at Vanderbilt (1/5/19)

THREE-POINTERS

4, 3x, MR: vs. Georgia (2/23/19)

ASSISTS

6, 4x, MR: vs. LSU (1/15/19)

STEALS

5 vs. Missouri (2/16/19)

BLOCKS

1, 8x, MR: at South Carolina (2/19/19)

#3

TERENCE DAVIS**POINTS**

33 vs. LSU (2/14/17)

REBOUNDS

13 vs. Arkansas (2/13/18)

FIELD GOALS

13 vs. LSU (2/14/17)

FREE THROWS

8, 2x, MR: at Florida (1/30/19)

THREE-POINTERS

6, 3x, MR: at Butler (11/16/18)

ASSISTS

9 vs. San Diego (11/28/18)

STEALS

7 vs. Texas A&M (2/6/19)

BLOCKS

4 vs. Nicholls (11/20/18)

#4

BREEIN TYREE**POINTS**

31, 2x, MR: at Georgia (2/9/19)

REBOUNDS

7 at Illinois St. (12/8/18)

FIELD GOALS

11, 2x, MR: at Georgia (2/9/19)

FREE THROWS

13 vs. Baylor (11/23/18)

THREE-POINTERS

5 vs. Mississippi State (2/2/19)

ASSISTS

7 at Kentucky (2/28/18)

STEALS

4 vs. FGCU (12/29/18)

BLOCKS

2, 2x, MR: at South Carolina (2/19/19)

#5

BRIAN HALUMS**POINTS**

6 vs. Western Michigan (11/10/18)

REBOUNDS

2 vs. Western Michigan (11/10/18)

FIELD GOALS

2, 2x, MR: at Alabama (1/22/19)

FREE THROWS

2, 3x, MR: vs. Iowa State (1/26/19)

THREE-POINTERS

1 at Alabama (1/22/19)

ASSISTS

2 vs. ULM (12/1/18)

STEALS

BLOCKS

#10

CARLOS CURRY**POINTS**

REBOUNDS

FIELD GOALS

FREE THROWS

THREE-POINTERS

ASSISTS

STEALS

BLOCKS

#11

FRANCO MILLER JR.**POINTS**

--

REBOUNDS

--

FIELD GOALS

--

FREE THROWS

--

THREE-POINTERS

--

ASSISTS

--

STEALS

--

BLOCKS

--

#12

BRUCE STEVENS**POINTS**

27 vs. Illinois State (12/16/17)

REBOUNDS

13 at Kentucky (2/28/18)

FIELD GOALS

9 at Texas A&M (1/16/18)

FREE THROWS

13 vs. Illinois State (12/16/17)

THREE-POINTERS

3, 2x, MR: vs. Missouri (2/16/19)

ASSISTS

3, 5x, MR: vs. Tennessee (2/27/19)

STEALS

3 at Missouri (2/20/18)

BLOCKS

2, 5x, MR: at South Carolina (2/19/19)

#13

DOMINIK OLEJNICZAK**POINTS**

16 at Texas (1/27/18)

REBOUNDS

10 at Auburn (1/9/18)

FIELD GOALS

7 at Texas (Jan. 27, 2018)

FREE THROWS

3, 2x, MR: vs. Chattanooga (12/16/18)

THREE-POINTERS

ASSISTS

3 vs. Georgia (2/23/19)

STEALS

3, 2x, MR: vs. Chattanooga (12/16/18)

BLOCKS

3, 2x, MR: at Kentucky (2/28/18)

#14

KJ BUFFEN**POINTS**

17 at Florida (1/30/19)

REBOUNDS

9 vs. Middle Tennessee (12/21/18)

FIELD GOALS

7 vs. San Diego (11/28/18)

FREE THROWS

8, 2x, MR: at Florida (1/30/19)

THREE-POINTERS

1, 3x, MR: vs. Missouri (2/16/19)

ASSISTS

4 vs. Missouri (2/16/19)

STEALS

3, 4x, MR: vs. Tennessee (2/27/19)

BLOCKS

2, 2x, MR: at Vanderbilt (1/5/19)

#15

LUIS RODRIGUEZ**POINTS**

7 at Alabama (1/22/19)

REBOUNDS

4 vs. ULM (12/1/18)

FIELD GOALS

2 at Alabama (1/22/19)

FREE THROWS

3 at Alabama (1/22/19)

THREE-POINTERS

--

ASSISTS

3 vs. Chattanooga (12/16/18)

STEALS

2 vs. ULM (12/1/18)

BLOCKS

2 vs. Middle Tennessee (12/21/18)

#20

D.C. DAVIS**POINTS**

12 vs. Western Michigan (11/10/18)

REBOUNDS

5, 2x, MR: vs. Georgia (2/23/19)

FIELD GOALS

4 vs. Western Michigan (11/10/18)

FREE THROWS

6 vs. Nicholls (11/20/18)

THREE-POINTERS

2, 2x, MR: vs. FGCU (12/29/18)

ASSISTS

4 vs. Arkansas (1/19/19)

STEALS

3 vs. Western Michigan (11/10/18)

BLOCKS

#30

ANTONIO MORGANO**POINTS**

2 vs. FGCU (12/29/18)

REBOUNDS

1 vs. Western Michigan (11/10/18)

FIELD GOALS

1 vs. FGCU (12/29/18)

FREE THROWS

THREE-POINTERS

ASSISTS

STEALS

BLOCKS

#33

JOHN MCBRIDE**POINTS**

REBOUNDS

FIELD GOALS

FREE THROWS

THREE-POINTERS

ASSISTS

STEALS

BLOCKS

SEASON HIGHS

#0

BLAKE HINSON**POINTS**

26 at Mississippi St. (1/12/19)

REBOUNDS

5, 4x, MR: at Iowa State (1/26/19)

FIELD GOALS

8 at Mississippi St. (1/12/19)

FREE THROWS

5, 2x, MR: at MSU (1/12/19)

THREE-POINTERS

5 at Mississippi St. (1/12/19)

ASSISTS

4, 2x, MR: vs. Auburn (1/9/19)

STEALS

3 vs. Auburn (1/9/19)

BLOCKS

1, 8x, MR: at South Carolina (2/19/19)

#1

ZACH NAYLOR**POINTS**

5, 2x, MR: at Auburn (2/13/19)

REBOUNDS

4 at Auburn (2/13/19)

FIELD GOALS

2, 2x, MR: at Auburn (2/13/19)

FREE THROWS

2 vs. Chattanooga (12/16/18)

THREE-POINTERS

1, 2x, MR: at Auburn (2/13/19)

ASSISTS

2 at Vanderbilt (1/5/19)

STEALS

1, 2x, MR: vs. FGCU (12/29/18)

BLOCKS

1 at Vanderbilt (1/5/19)

#2

DEVONTAE SHULER**POINTS**

24 vs. Cincinnati (11/24/18)

REBOUNDS

9 at Florida (1/30/19)

FIELD GOALS

9 vs. Cincinnati (11/24/18)

FREE THROWS

7 at Vanderbilt (1/5/19)

THREE-POINTERS

4, 2x, MR: vs. Georgia (2/23/19)

ASSISTS

6, 4x, MR: vs. LSU (1/15/19)

STEALS

5 vs. Missouri (2/16/19)

BLOCKS

1, 5x, MR: at South Carolina (2/19/19)

#3

TERENCE DAVIS**POINTS**

30 at Butler (11/16/18)

REBOUNDS

12, 2x, MR: at Florida (1/30/19)

FIELD GOALS

10 at Butler (11/16/18)

FREE THROWS

8 at Florida (1/30/19)

THREE-POINTERS

6 at Butler (11/16/18)

ASSISTS

9 vs. San Diego (11/28/18)

STEALS

7 vs. Texas A&M (2/6/19)

BLOCKS

4 vs. Nicholls (11/20/18)

#4

BREEIN TYREE**POINTS**

31, 2x, MR: at Georgia (2/9/19)

REBOUNDS

7 at Illinois St. (12/8/18)

FIELD GOALS

11, 2x, MR: at Georgia (2/9/19)

FREE THROWS

13 vs. Baylor (11/23/18)

THREE-POINTERS

5 vs. Mississippi State (2/2/19)

ASSISTS

6, 3x, MR: vs. FGCU (12/29/18)

STEALS

4 vs. FGCU (12/29/18)

BLOCKS

2, 2x, MR: at South Carolina (2/19/19)

#5

BRIAN HALUMS**POINTS**

6 vs. Western Michigan (11/10/18)

REBOUNDS

2 vs. Western Michigan (11/10/18)

FIELD GOALS

2, 2x, MR: at Alabama (1/22/19)

FREE THROWS

2, 3x, MR: vs. Iowa State (1/26/19)

THREE-POINTERS

1 at Alabama (1/22/19)

ASSISTS

2 vs. ULM (12/1/18)

STEALS

BLOCKS

#10

CARLOS CURRY**POINTS**

REBOUNDS

FIELD GOALS

FREE THROWS

THREE-POINTERS

ASSISTS

STEALS

BLOCKS

#11

FRANCO MILLER JR.**POINTS**

REBOUNDS

FIELD GOALS

FREE THROWS

THREE-POINTERS

ASSISTS

STEALS

BLOCKS

#12

BRUCE STEVENS**POINTS**

17, 2x, MR: vs. Missouri (2/16/19)

REBOUNDS

10 vs. Tennessee (2/27/19)

FIELD GOALS

7 vs. Baylor (11/23/18)

FREE THROWS

4, 2x, MR: vs. Missouri (2/16/19)

THREE-POINTERS

3 vs. Missouri (2/16/19)

ASSISTS

3 vs. Tennessee (2/27/19)

STEALS

2, 3x, MR: at Arkansas (3/2/19)

BLOCKS

2, 2x, MR: at South Carolina (2/19/19)

#13

DOMINIK OLEJNICZAK**POINTS**

13 vs. Arkansas (1/19/19)

REBOUNDS

7, 2x, MR: vs. Auburn (1/9/19)

FIELD GOALS

5, 2x, MR: vs. Arkansas (1/19/19)

FREE THROWS

9 vs. Auburn (1/9/19)

THREE-POINTERS

ASSISTS

3 vs. Georgia (2/23/19)

STEALS

3 vs. Chattanooga (12/16/18)

BLOCKS

2, 8x, MR: at South Carolina (2/19/19)

#14

KJ BUFFEN**POINTS**

17 at Florida (1/30/19)

REBOUNDS

9 vs. Middle Tennessee (12/21/18)

FIELD GOALS

7 vs. San Diego (11/28/18)

FREE THROWS

8, 2x, MR: at Florida (1/30/19)

THREE-POINTERS

1, 3x, MR: vs. Missouri (2/16/19)

ASSISTS

4 vs. Missouri (2/16/19)

STEALS

3, 4x, MR: vs. Tennessee (2/27/19)

BLOCKS

2, 2x, MR: at Vanderbilt (1/5/19)

#15

LUIS RODRIGUEZ**POINTS**

7 at Alabama (1/22/19)

REBOUNDS

4 vs. ULM (12/1/18)

FIELD GOALS

2 at Alabama (1/22/19)

FREE THROWS

3 at Alabama (1/22/19)

THREE-POINTERS

--

ASSISTS

3 vs. Chattanooga (12/16/18)

STEALS

2 vs. ULM (12/1/18)

BLOCKS

2 vs. Middle Tennessee (12/21/18)

#20

D.C. DAVIS**POINTS**

12 vs. Western Michigan (11/10/18)

REBOUNDS

5, 2x, MR: vs. Georgia (2/23/19)

FIELD GOALS

4 vs. Western Michigan (11/10/18)

FREE THROWS

6 vs. Nicholls (11/20/18)

THREE-POINTERS

2, 2x, MR: vs. FGCU (12/29/18)

ASSISTS

4 vs. Arkansas (1/19/19)

STEALS

3 vs. Western Michigan (11/10/18)

BLOCKS

#30

ANTONIO MORGANO**POINTS**

2 vs. FGCU (12/29/18)

REBOUNDS

1 vs. Western Michigan (11/10/18)

FIELD GOALS

1 vs. FGCU (12/29/18)

FREE THROWS

THREE-POINTERS

ASSISTS

STEALS

BLOCKS

#33

JOHN MCBRIDE**POINTS**

REBOUNDS

FIELD GOALS

FREE THROWS

THREE-POINTERS

ASSISTS

STEALS

BLOCKS

THE LAST TIME ...

AN OLE MISS TEAM...

Scored 100+ points at home	105 vs. Oregon (Dec. 8, 2013)
Scored 100+ points on the road	104 at Mississippi State (4ot) (Jan. 24, 1990)
Scored 100+ points and lost	105 vs. Oregon (Dec. 8, 2013)
Scored 110+ points	111 vs. Mississippi Valley State (Nov. 22, 2013)
Scored 50 points or less	47 vs. Georgia (Jan. 11, 2017)
Scored 40 points or less	40 at Kentucky (Feb. 22, 2006)
Scored 50 or less and won	50-48 vs. SMU (Jan. 3, 2012)
Held opponent to 50 or less	47 vs. Southeastern Louisiana (Dec. 12, 2018)
Won an overtime game	90-87 at Missouri (Feb. 20, 2018)
Lost an overtime game	90-86 at Florida (Jan. 30, 2019)
Won a double overtime game	90-87 vs. Texas Tech (Mar. 23, 2010)
Lost a double overtime game	69-67 at Alabama (Feb. 4, 2012)
Played a triple overtime game	Never Happened
Played a four-overtime game	104-102 at Mississippi State (Jan. 24, 1990)
Made 10+ three-point field goals	12 vs. Georgia (Feb. 23, 2019)
Made 12+ three-point field goals	12 vs. Georgia (Feb. 23, 2019)
Made 15+ three-point field goals	15 at Syracuse (March 18, 2017)
Allowed 10+ three-point field goals	11 at Georgia (Feb. 9, 2019)
Had 15+ rebound margin	16 vs. Southeastern Louisiana (Dec. 12, 2018)
Had 20+ rebound margin	22 vs. Arkansas (Jan. 11, 2012)
Had 25+ rebound margin	25 vs. Florida A&M (Dec. 22, 2008)
Had 50+ rebounds	50 vs. Tennessee (Jan. 17, 2017)
Had 60+ rebounds	64 vs. Troy (Nov. 27, 2007)
Had two players with 10+ rebounds	at #22 Auburn (Jan. 9, 2018) Terence Davis (10), Dominik Olejniczak (10)
Had three players with 10+ rebounds	vs. Georgia (Jan. 9, 2016) Sebastian Saiz (10), Martavious Newby (10), and Rasheed Brooks (10)
Had two players with 20+ points	at Florida (Jan. 30, 2019) Terence Davis (26), Breein Tyree (20)
Attempted 30+ free throws	37 vs. #10 Auburn (Jan. 9, 2019)
Attempted 40+ free throws	55 vs. Missouri (March 9, 2017)
Attempted 50+ free throws	55 vs. Missouri (March 9, 2017)
Made 25+ free throws	27 vs. #10 Auburn (Jan. 9, 2019)
Made 30+ free throws	31 vs. Missouri (March 9, 2017)
Made 35+ free throws	40 vs. Georgia Southern (Nov. 17, 2015)
Made 40+ free throws	40 vs. Georgia Southern (Nov. 17, 2015)
Shot 90% or better from FT line	93.3% (14-15) vs. #7 Tennessee (Feb. 27, 2019)
Had 20+ assists	22 vs. FGCU (Dec. 29, 2018)
Had 25+ assists	25 vs. ULM (Dec. 1, 2018)
Had 30+ assists	32 vs. Centenary (Dec. 19, 2009)
Had 20+ turnovers	21 at Mississippi State (Feb. 22, 2017)
Had 25+ turnovers	26 vs. Southern Utah (Nov. 18, 2005)
Forced 20+ turnovers	25 vs. Missouri (Feb. 16, 2019)
Forced 25+ turnovers	25 vs. Missouri (Feb. 16, 2019)
Forced 30+ turnovers	31 vs. Louisiana-Monroe (Nov. 24, 2007)
Had 10+ steals	13 vs. Missouri (Feb. 16, 2019)
Had 15+ steals	15 vs. Western Michigan (Nov. 10, 2018)
Had 20+ steals	20 vs. Lipscomb (Nov. 23, 2012)
Blocked 5+ shots	9 at South Carolina (Feb. 19, 2019)
Blocked 10+ shots	10 vs. Texas A&M-Corpus Christi (Dec. 19, 2017)
Blocked 12+ shots	13 vs. Bradley (Dec. 19, 2016)
Beat a ranked team	81-77 at #14 Mississippi St. (Jan. 12, 2019)
Beat a ranked team on the road	81-77 at #14 Mississippi St. (Jan. 12, 2019)
Beat a ranked team on a neutral floor	75-68 vs. #23 Creighton (Nov. 28, 2014)
Kept every opposing player out of double figures	vs. Mississippi St. (Jan. 6, 2018)
Had all five starters score in double figures	at Memphis (Dec. 18, 2015)
Had five players score in double figures	vs. FGCU (Dec. 29, 2018)
Had six players score in double figures	at Auburn (Jan. 7, 2017)
Had no players score in double figures	at LSU (Jan. 7, 2012)
Overcame a 5-point+ halftime deficit to win	6 vs. Mississippi State (Jan. 6, 2018)
Overcame a 5-point+ halftime deficit on the road to win	5 at Vanderbilt (Feb. 4, 2017)
Overcame a 10-point+ halftime deficit to win	20 vs. Auburn (Feb. 11, 2017)
Overcame a 20-point+ halftime deficit to win	20 vs. Auburn (Feb. 11, 2017)
Overcame a 15-point+ second half deficit to win	23 vs. Auburn (Feb. 11, 2017)
Overcame a 20-point+ second half deficit to win	23 vs. Auburn (Feb. 11, 2017)
Went on a 20-0 run	28 vs. Chattanooga (Dec. 16, 2018)
Went on a 25-0 run	28 vs. Chattanooga (Dec. 16, 2018)


AN OLE MISS PLAYER...

Scored 20+ points	20, Breein Tyree at Arkansas (March 2, 2019)
Scored 30+ points	31, Breein Tyree at Georgia (Feb. 9, 2019)
Scored 35+ points	41, Deandre Burnett vs. Oral Roberts (Nov. 18, 2016)
Scored 40+ points	41, Deandre Burnett vs. Oral Roberts (Nov. 18, 2016)
Scored 50+ points	53, Gerald Glass vs. LSU (Mar. 4, 1989)
Scored 20+ points in 5 straight games	Breein Tyree (1/26/19-2/13/19)
Scored 20+ points in 10 straight games	Stefan Moody (11/25/15-1/28/16)
Scored 20+ points in 14 straight games	Stefan Moody (11/25/15-1/28/16)
Scored 20+ points in 18 straight games	Joe Gibbon (12/10/56-2/28/57)
Scored 20+ points in 22 straight games	Johnny Neumann (12/01/70-2/22/71)
Made 5+ 3-pointers	5, Breein Tyree vs. #21 Mississippi St. (Feb. 2, 2019)
Made 7+ 3-pointers	9, Deandre Burnett vs. Oral Roberts (Nov. 18, 2016)
Made 8+ 3-pointers	9, Deandre Burnett vs. Oral Roberts (Nov. 18, 2016)
Made 9+ 3-pointers	9, Deandre Burnett vs. Oral Roberts (Nov. 18, 2016)
Made 10+ 3-pointers	10, Marshall Henderson vs. Oregon (Dec. 8, 2013)
Attempted 10+ 3-pointers	10, Devontae Shuler vs. Georgia (Feb. 23, 2019)
Attempted 15+ 3-pointers	17, Stefan Moody vs. Alabama (March 10, 2016)
Had a double-double	Bruce Sevens (10 points, 10 rebounds) vs. #7 Tennessee (Feb. 27, 2019)
Had a double-double in 2 straight games	Sebastian Saiz (3/4/17-3/9/17)
Had a double-double in 3 straight games	Sebastian Saiz (1/28/17-2/4/17)
Had a double-double in 4 straight games	Sebastian Saiz (1/28/17-2/8/17)
Had a double-double in 5 straight games	Sebastian Saiz (12/15/16-1/3/17)
Had a double-double in 6 straight games	Sebastian Saiz (12/15/16-1/7/17)
Had a double-double in 7 straight games	Rahim Lockhart (11/19/99-12/4/99)
Had 5+ double-doubles in a season	5, Terence Davis, - 2016-17 season 23, Sebastian Saiz - 2016-17 season
Had 10+ double-doubles in a season	23, Sebastian Saiz - 2016-17 season
Had 18+ double-doubles in a season	23, Sebastian Saiz - 2016-17 season
Had 20+ double-doubles in a season	23, Sebastian Saiz - 2016-17 season
Had 20+ points and 15+ rebounds	Sebastian Saiz, 21 pts/15 rebs vs. South Carolina (March 4, 2017)
Had 20+ points and 20+ rebounds	Walter Actwood, 22 pts/22 rebs vs. ISU-Evansville (Dec. 1, 1975)
Had 15+ rebounds	15, Sebastian Saiz vs. Georgia Tech (March 21, 2017)
Had 20+ rebounds	20, Murphy Holloway vs. Auburn (Feb. 24, 2010)
Had 10+ offensive rebounds	10, Dwayne Curtis vs. Auburn (Feb. 25, 2006)
Had 10+ defensive rebounds	11, Terence Davis vs. #10 Auburn (Jan. 9, 2019)
Had 10+ assists	10, Jarvis Summers vs. BYU (March 17, 2015)
Had 15+ assists	15, Sean Tuohy vs. Auburn (Jan. 26, 1980)
Had 9+ assists and 0 turnovers	9, Cullen Neal vs. South Alabama (Dec. 22, 2016)
Had 8+ assists and 0 turnovers	8, Deandre Burnett at Texas A&M (Jan. 16, 2018)
Had 5+ blocks	6, Sebastian Saiz vs. Bradley (Dec. 19, 2016)
Had 8+ blocks	8, Reginald Buckner at Arkansas (Feb. 5, 2011)
Had 5+ steals	5, Devontae Shuler vs. Missouri (Feb. 16, 2019)
Had 7+ steals	7, Terence Davis vs. Texas A&M (Feb. 6, 2019)
Had 8+ steals	8, Gerald Glass vs. Christian Bros. (Nov. 25, 1988)
Made 10+ free throws	13, Breein Tyree vs. Baylor (Nov. 23, 2018)
Made 15+ free throws	15, Stefan Moody vs. Mississippi State (March 3, 2016)
Attempted 10+ free throws	10, Terence Davis at Florida (Jan. 30, 2019)
Attempted 15+ free throws	17, Breein Tyree vs. Baylor (Nov. 23, 2018)
Attempted 20+ free throws	20, Ansu Sesay vs. Arkansas (Feb. 18, 1995)
Shot 100% from the floor (min. 5)	KJ Buffen, 5-5 vs. LSU (Jan. 15, 2019)
Shot 90% from the floor (min. 10)	Marcanvis Hymon, 10-11 vs. Towson (Nov. 20, 2015)
Played 40+ minutes	40, Breein Tyree at South Carolina (Feb. 19, 2019)
Fouled out	Bruce Stevens at Arkansas (March 2, 2019)

RADIO/TV ROSTER




0
BLAKE HINSON
 6-7 • 229 • G/F • Fr.
 Deltona, Fla.



1
ZACH NAYLOR
 6-8 • 220 • F • Jr.
 Houston, Texas




2
DEVONTAE SHULER
 6-8 • 192 • G • So.
 Irmo, S.C.




3
TERENCE DAVIS
 6-4 • 205 • G • Sr.
 Southaven, Miss.




4
BREEIN TYREE
 6-2 • 195 • G • Jr.
 Somerset, N.J.



5
BRIAN HALUMS
 6-5 • 188 • G • Jr.
 Hollandale, Miss.



10
CARLOS CURRY
 6-11 • 235 • F • Fr.
 Albany, Ga.



11
FRANCO MILLER JR.
 6-2 • 202 • G • Fr.
 Freeport, Bahamas



12
BRUCE STEVENS
 6-8 • 252 • F • Sr.
 Louin, Miss.




13
DOMINIK OLEJNICZAK
 7-0 • 260 • C • Jr.
 Torun, Poland



14
KJ BUFFEN
 6-7 • 220 • F • Fr.
 Gainesville, Ga.



15
LUIS RODRIGUEZ
 6-6 • 202 • G/F • Fr.
 Los Angeles, Calif.



20
D.C. DAVIS
 5-11 • 185 • G • Sr.
 Purvis, Miss.



30
ANTONIO MORGANO
 5-10 • 173 • G • So.
 Morgantown, W. Va.



33
JOHN MCBRIDE
 6-5 • 216 • G • Fr.
 Memphis, Tenn.



KERMIT DAVIS
 Head Coach
 First year at Ole Miss



WIN CASE
 Assistant Coach
 First year at Ole Miss



RONNIE HAMILTON
 Assistant Coach
 First year at Ole Miss



LEVI WATKINS
 Assistant Coach
 First year at Ole Miss

BOX SCORES

GAME 1: OLE MISS 90, WESTERN MICHIGAN 64



Official Basketball Box Score -- Game Totals -- Final Statistics
Western Michigan vs Ole Miss
11-10-18 3 p.m. at Oxford, Miss. (The Pavilion at Ole Miss)



Western Michigan 64 • 1-1

#	Player	Total			3-Ptr			Rebounds			PF	TP	A	TO	Blk	Stl	Min
		FG-FGA	FG-FGA	FT-FTA	FG-FGA	FG-FGA	FT-FTA	Off	Def	Tot							
03	DAVIS, Josh	f	4-9	1-5	2-2	1	0	1	2	11	1	4	0	0	0	27	
11	WILKINS, Kawanise	f	2-2	0-0	1-2	1	0	1	3	5	2	2	0	0	0	22	
00	DUGAN, Seth	c	3-8	0-0	4-4	1	6	7	2	10	2	3	0	0	0	28	
04	PRINTY, Jared	g	6-8	5-7	0-1	1	1	2	0	17	1	0	0	0	0	27	
12	FLOWERS, Michael	g	1-5	0-1	0-0	0	3	3	1	2	7	5	0	0	0	23	
01	HOUSTON, DJ	g	0-2	0-1	2-2	0	1	1	1	2	0	0	0	1	4		
02	MARTIN, Adrian	g	0-7	0-2	2-2	0	1	1	3	2	0	2	0	2	19		
10	TOLIVER, Luke	g	0-0	0-0	3-3	0	0	0	0	3	0	0	0	0	2		
15	EMILIEN, Patrick	g	1-4	0-2	0-0	1	1	2	1	2	0	2	0	0	14		
20	BoyerRichard,William	g	2-2	0-0	0-1	0	0	0	2	4	1	4	0	1	18		
24	IKONGSHUL, Adida	g	1-2	1-1	3-4	1	2	3	2	6	1	0	0	0	10		
32	CLIFFORD, TJ	g	0-0	0-0	0-0	0	0	0	1	0	0	2	0	0	6		
Team						4	3	7									
Totals			20-49	7-19	17-21	10	18	28	18	64	15	24	0	4	200		

FG % 1st Half: 10-25 40.0% 2nd half: 10-24 41.7% Game: 20-49 40.8%
3FG % 1st Half: 2-7 28.6% 2nd half: 5-12 41.7% Game: 7-19 36.8%
FT % 1st Half: 0-1 0.0% 2nd half: 17-20 85.0% Game: 17-21 81.0%

Ole Miss 90 • 1-0

#	Player	Total			3-Ptr			Rebounds			PF	TP	A	TO	Blk	Stl	Min
		FG-FGA	FG-FGA	FT-FTA	FG-FGA	FG-FGA	FT-FTA	Off	Def	Tot							
00	Hinson,Blake	f	2-6	2-5	0-0	1	1	2	4	6	0	0	0	0	0	21	
13	Olejniczak, Dominik	c	3-4	0-0	2-2	2	1	3	3	8	1	2	2	1	19		
02	Shuler,Devontae	g	5-6	3-4	0-0	0	1	1	3	13	0	0	0	2	29		
03	Davis,Terence	g	7-12	1-2	2-3	1	1	2	1	17	2	3	1	3	28		
04	Tyree,Breoin	g	5-11	0-5	4-6	1	3	4	14	3	2	1	2	26			
01	Naylor,Zach	g	0-0	0-0	0-0	0	1	1	0	0	1	0	0	8			
05	Halums,Brian	g	2-4	0-0	2-2	2	0	2	0	6	0	0	0	4			
12	Stevens, Bruce	g	2-5	2-3	0-0	0	5	5	3	6	1	3	0	2	18		
14	Buffen, KJ	g	2-6	0-0	2-3	2	2	4	0	6	3	0	1	1	23		
15	Rodriguez, Luis	g	1-2	0-0	0-0	0	0	0	0	2	2	0	0	0	8		
20	Davis, D.C.	g	4-4	2-2	2-2	0	1	1	0	12	2	0	0	3	14		
30	Morgano, Antonio	g	0-1	0-1	0-0	1	0	1	2	0	0	0	0	0	2		
Team						0	5	5									
Totals			33-61	10-22	14-18	10	21	31	20	90	14	12	5	15	200		

FG % 1st Half: 16-30 53.3% 2nd half: 17-31 54.8% Game: 33-61 54.1%
3FG % 1st Half: 5-13 38.5% 2nd half: 5-9 55.6% Game: 10-22 45.5%
FT % 1st Half: 6-9 66.7% 2nd half: 8-9 88.9% Game: 14-18 77.8%

Officials: Chuck Jones, Tim Gattis, John Hampton
Technical fouls: Western Michigan-None. Ole Miss-None.
Attendance: 5205

Score by periods	1st	2nd	Total
Western Michigan	22	42	64
Ole Miss	43	47	90

Last FG - WMU 2nd-06:16, OM 2nd-00:43.
Largest lead - WMU None, OM by 29 2nd-01:41.
WMU led for 00:00. OM led for 37:57. Game was tied for 01:56.

GAME 3: OLE MISS 75, NICHOLLS 55



Official Basketball Box Score -- Game Totals -- Final Statistics
Nicholls vs Ole Miss
11-20-18 6 p.m. at Oxford, Miss. (The Pavilion at Ole Miss)



Nicholls 55 • 2-4

#	Player	Total			3-Ptr			Rebounds			PF	TP	A	TO	Blk	Stl	Min
		FG-FGA	FG-FGA	FT-FTA	FG-FGA	FG-FGA	FT-FTA	Off	Def	Tot							
22	Moore, Brandon	f	2-7	1-1	0-0	1	3	4	2	5	3	1	0	3	24		
01	Regis, Daniel	c	1-1	0-0	0-1	0	2	2	3	2	0	3	2	1	13		
03	Johnson, Kevin	g	4-13	1-3	0-0	1	5	6	1	9	4	1	0	1	37		
11	Peppers, Gavin	g	5-14	0-3	4-4	1	1	2	3	14	0	3	1	3	28		
15	Jefferson, Jeremiah	g	3-13	1-7	0-1	0	1	1	3	7	2	3	0	0	30		
02	Burford, Jeremiah	g	0-1	0-1	0-0	0	0	0	0	0	1	0	0	0	3		
04	Clement, Thomas	g	0-0	0-0	0-0	0	0	0	0	0	0	0	0	0	2		
05	Alatishe, Abdul	g	0-0	0-0	0-0	0	0	0	0	0	0	0	0	0	8		
23	Harvey, Elvis	g	3-5	2-2	0-0	2	0	2	5	8	0	1	0	0	21		
24	Garrick, Danny	g	3-8	2-7	0-0	0	4	4	0	8	0	1	0	0	21		
35	Lyons, Rynge	g	1-3	0-0	0-0	0	1	1	2	2	1	1	0	0	13		
Team						3	4	7									
Totals			22-65	7-24	4-6	8	21	29	20	55	11	14	3	9	200		

FG % 1st Half: 9-29 31.0% 2nd half: 13-36 36.1% Game: 22-65 33.8%
3FG % 1st Half: 4-11 36.4% 2nd half: 3-13 23.1% Game: 7-24 29.2%
FT % 1st Half: 0-1 0.0% 2nd half: 4-5 80.0% Game: 4-6 66.7%

Ole Miss 75 • 2-1

#	Player	Total			3-Ptr			Rebounds			PF	TP	A	TO	Blk	Stl	Min
		FG-FGA	FG-FGA	FT-FTA	FG-FGA	FG-FGA	FT-FTA	Off	Def	Tot							
00	Hinson,Blake	f	2-3	2-3	2-3	1	4	5	2	8	3	1	0	0	27		
12	Stevens, Bruce	f	6-10	0-2	1-2	1	3	4	2	13	0	1	0	0	18		
02	Shuler,Devontae	g	3-6	1-2	2-2	1	6	7	0	9	6	3	0	3	34		
03	Davis,Terence	g	4-12	3-6	3-4	0	8	8	3	14	3	3	4	1	32		
04	Tyree,Breoin	g	4-10	0-3	2-2	1	3	4	1	10	6	4	0	0	36		
01	Naylor,Zach	g	0-0	0-0	0-0	1	1	2	0	0	0	0	0	0	2		
05	Halums,Brian	g	0-1	0-0	0-0	0	0	0	0	0	0	0	0	0	1		
13	Olejniczak, Dominik	g	3-3	0-0	0-0	0	2	2	0	6	0	1	1	0	14		
14	Buffen, KJ	g	3-6	0-0	1-2	1	4	5	0	7	1	2	1	0	18		
15	Rodriguez, Luis	g	0-1	0-0	0-0	1	0	1	0	0	2	0	0	0	2		
20	Davis, D.C.	g	1-2	0-1	6-8	0	2	2	0	8	0	0	0	0	16		
30	Morgano, Antonio	g	0-0	0-0	0-0	0	0	0	0	0	0	0	0	0	0+		
Team						2	3	5									
Totals			26-54	6-17	17-23	9	36	45	8	75	21	16	6	4	200		

FG % 1st Half: 14-31 45.2% 2nd half: 12-23 52.2% Game: 26-54 48.1%
3FG % 1st Half: 3-9 33.3% 2nd half: 3-8 37.5% Game: 6-17 35.3%
FT % 1st Half: 6-7 85.7% 2nd half: 11-16 68.8% Game: 17-23 73.9%

Officials: Anthony Jordan, Robert Felder, Hunter Allen
Technical fouls: Nicholls-None. Ole Miss-None.
Attendance: 5903

Score by periods	1st	2nd	Total
Nicholls	22	33	55
Ole Miss	37	38	75

Last FG - NICH 2nd-00:29, OM 2nd-00:11.
Largest lead - NICH None, OM by 21 2nd-14:50.
NICH led for 00:00. OM led for 39:59. Game was tied for 00:51.

GAME 2: BUTLER 83, OLE MISS 76



Official Basketball Box Score -- Game Totals -- Final Statistics
Ole Miss vs Butler
11/16/18 8:00 pm at Indianapolis, Ind. (Hinkle Fieldhouse)



Ole Miss 76 • 1-1

#	Player	Total			3-Ptr			Rebounds			PF	TP	A	TO	Blk	Stl	Min
		FG-FGA	FG-FGA	FT-FTA	FG-FGA	FG-FGA	FT-FTA	Off	Def	Tot							
13	Olejniczak, Dominik	c	1-4	0-0	0-0	1	1	2	4	2	4	2	0	0	0	19	
00	Hinson,Blake	g	2-7	1-3	1-2	2	3	5	3	6	2	3	0	0	29		
02	Shuler,Devontae	g	1-6	1-4	1-2	3	5	8	2	4	5	1	0	3	37		
03	Davis,Terence	g	10-16	6-9	4-5	1	3	4	3	30	5	4	2	0	37		
04	Tyree,Breoin	g	6-11	3-6	2-3	0	4	4	5	17	1	3	0	0	35		
12	Stevens, Bruce	g	3-5	0-2	0-0	0	1	1	5	6	0	0	0	0	10		
14	Buffen, KJ	g	3-6	0-1	3-7	2	1	3	2	9	1	1	1	1	24		
15	Rodriguez, Luis	g	0-0	0-0	0-0	0	0	0	0	0	0	0	0	0	1		
20	Davis, D.C.	g	0-1	0-1	2-2	0	0	0	1	2	0	1	0	0	9		
Team						1	3	4									
Totals			26-56	11-26	13-21	10	21	31	25	76	14	15	3	4	201		

FG % 1st Half: 12-25 48.0% 2nd half: 14-31 45.2% Game: 26-56 46.4%
3FG % 1st Half: 5-11 45.5%

BOX SCORES

GAME 5: CINCINNATI 71, OLE MISS 57



Official Basketball Box Score -- Game Totals -- Final Statistics
Cincinnati vs Ole Miss
11/24/18 6:00 PM at Emerald Coast Classic - Niceville, FL



Cincinnati 71 • 5-1

#	Player	Total		3-Ptr		Rebounds			PF	TP	A	TO	Blk	Stl	Min
		FG-FGA	FG-FGA	FT-FTA	Off	Def	Tot								
02	Williams, K.	2-6	2-2	3-6	2	3	5	4	9	0	0	0	0	0	24
03	Jenifer, J.	3-6	1-2	0-0	0	1	1	1	7	0	1	0	0	0	27
13	Scott, T.	3-6	0-0	3-6	2	7	9	3	9	0	1	2	1	3	33
23	Brooks, N.	1-1	0-0	2-2	1	3	4	3	4	1	0	1	1	22	
34	Cumberland, J.	5-17	2-8	13-14	1	2	3	1	25	2	0	2	0	33	
00	Johnson, L.	1-3	0-0	1-2	1	1	2	1	3	1	1	1	0	12	
05	Moore, T.	0-0	0-0	0-0	0	0	0	0	0	0	0	0	0	0+	
10	Fredericks, R.	1-1	0-0	1-2	0	2	2	1	3	1	2	0	0	15	
15	Broome, C.	3-7	1-2	2-3	0	1	1	0	9	4	1	0	2	24	
20	Diarra, M.	0-0	0-0	0-0	0	1	1	0	0	0	0	0	0	2	
22	Nsoseme, E.	1-3	0-0	0-0	1	1	2	3	2	0	1	0	0	8	
31	Martin, S.	0-0	0-0	0-0	0	0	0	0	0	0	0	0	0	0+	
	Team				3	0	3	1							
	Totals	20-50	6-14	25-35	11	22	33	18	71	9	7	6	4	200	

FG % 1st Half: 9-22 40.9% 2nd half: 11-28 39.3% Game: 20-50 40.0% Deadball Rebounds 10.3
3FG % 1st Half: 3-7 42.9% 2nd half: 3-7 42.9% Game: 6-14 42.9%
FT % 1st Half: 16-21 76.2% 2nd half: 9-14 64.3% Game: 25-35 71.4%

Ole Miss 57 • 3-2

#	Player	Total		3-Ptr		Rebounds			PF	TP	A	TO	Blk	Stl	Min
		FG-FGA	FG-FGA	FT-FTA	Off	Def	Tot								
00	Hinson, Blake	1-5	1-5	0-0	0	1	1	4	3	0	1	1	0	14	
02	Shuler, Devontae	9-14	2-5	4-4	1	5	6	0	24	0	1	1	1	33	
03	Davis, Terence	0-6	0-5	0-0	0	3	4	3	0	2	3	1	0	31	
04	Tyree, Breein	4-11	0-5	6-6	0	1	1	2	14	1	2	1	0	32	
12	Stevens, Bruce	3-6	0-1	2-2	1	2	3	5	8	0	1	0	1	24	
01	Naylor, Zach	0-0	0-0	0-0	0	0	0	0	0	0	0	0	0	5	
05	Halums, Brian	0-3	0-0	0-0	1	0	1	2	0	0	0	0	0	7	
13	Olejniczak, Dominik	2-4	0-0	2-2	2	0	2	4	6	0	0	1	1	14	
14	Buffen, KJ	0-1	0-0	2-3	0	6	6	4	2	0	2	1	0	28	
15	Rodriguez, Luis	0-0	0-0	0-0	0	0	0	0	0	0	1	0	0	6	
20	Davis, D.C.	0-1	0-0	0-0	0	0	0	1	0	0	0	0	0	6	
	Team				2	1	3								
	Totals	19-51	3-21	16-17	8	19	27	26	57	3	11	6	3	200	

FG % 1st Half: 11-28 39.3% 2nd half: 8-23 34.8% Game: 19-51 37.3% Deadball Rebounds 0
3FG % 1st Half: 3-10 30.0% 2nd half: 0-11 0.0% Game: 3-21 14.3%
FT % 1st Half: 8-9 88.9% 2nd half: 8-8 100.0% Game: 16-17 94.1%

Officials: John Higgins, Mike Eades, Pat Adams
Technical fouls: Cincinnati-TEAM, Ole Miss-Davis, Terence.
Attendance: 1250
Outstanding Performer - Jarron Cumberland (CIN)

Score by periods	1st	2nd	Total
Cincinnati	37	34	71
Ole Miss	33	24	57

	In	Off	2nd	Fast	Bench
Points	20	17	9	0	17
UC	22	11	6	0	8
OM					

Last FG - UC 2nd-05:08, OM 2nd-05:29
Largest lead - UC by 18 2nd-02:27, OM by 3 1st-19:18
UC led for 36:34, OM led for 01:20, Game was tied for 02:06.
Score tied - 3 times.
Lead changed - 1 time.

GAME 7: OLE MISS 83, ULM 60



Official Basketball Box Score -- Game Totals -- Final Statistics
ULM vs Ole Miss
12-1-18 1 p.m. at Oxford, Miss. (The Pavilion at Ole Miss)



ULM 60 • 3-4

#	Player	Total		3-Ptr		Rebounds			PF	TP	A	TO	Blk	Stl	Min
		FG-FGA	FG-FGA	FT-FTA	Off	Def	Tot								
01	Munnings, Travis	5-12	2-4	5-6	0	3	3	1	17	2	3	0	0	32	
11	Washington, Andre	0-0	0-0	1-2	1	1	2	3	1	0	1	0	0	17	
02	Ertel, Michael	2-6	0-2	2-2	1	1	2	2	6	4	1	0	0	30	
03	Williams, JD	5-11	2-3	0-0	1	6	7	0	12	2	3	0	2	31	
05	Smith, Daishon	2-11	2-8	3-3	0	1	1	2	9	1	0	0	0	30	
00	Newman, Brandon	1-2	0-0	0-0	1	3	4	0	2	4	2	0	1	20	
10	White, Tyree	2-4	0-1	0-2	1	1	2	1	4	1	1	0	0	17	
53	Harris, Jontray	3-6	1-3	2-4	0	1	1	2	9	0	0	0	0	23	
	Team				1	1	2								
	Totals	20-52	7-23	13-19	6	18	24	11	60	14	11	0	4	200	

FG % 1st Half: 10-26 38.5% 2nd half: 10-26 38.5% Game: 20-52 38.5% Deadball Rebounds 4
3FG % 1st Half: 2-7 28.6% 2nd half: 5-14 35.7% Game: 7-21 33.3%
FT % 1st Half: 9-13 69.2% 2nd half: 4-6 66.7% Game: 13-19 68.4%

Ole Miss 83 • 5-2

#	Player	Total		3-Ptr		Rebounds			PF	TP	A	TO	Blk	Stl	Min
		FG-FGA	FG-FGA	FT-FTA	Off	Def	Tot								
00	Hinson, Blake	6-8	4-5	1-1	1	2	3	4	17	4	1	0	0	22	
13	Olejniczak, Dominik	4-4	0-0	0-0	1	2	3	3	8	2	1	2	1	21	
02	Shuler, Devontae	1-5	1-4	0-0	0	3	3	2	3	6	1	0	0	29	
03	Davis, Terence	7-16	1-6	0-0	3	5	8	2	15	3	3	0	1	25	
04	Tyree, Breein	8-15	4-9	0-1	0	3	3	1	20	3	2	0	1	30	
01	Naylor, Zach	0-0	0-0	0-0	0	0	0	1	0	0	0	0	0	4	
05	Halums, Brian	0-2	0-1	1-2	1	0	1	1	1	2	0	0	0	7	
12	Stevens, Bruce	4-8	1-4	0-0	2	5	7	1	9	1	1	0	0	18	
14	Buffen, KJ	1-2	0-0	4-4	1	4	5	3	6	2	2	0	2	21	
15	Rodriguez, Luis	1-2	0-0	0-0	2	2	4	1	2	1	0	1	2	11	
20	Davis, D.C.	1-1	0-0	0-0	0	1	1	0	2	1	0	0	0	11	
30	Morgano, Antonio	0-0	0-0	0-0	0	0	0	0	0	0	0	0	0	1	
	Team				2	1	3								
	Totals	33-63	11-29	6-8	13	28	41	19	83	25	11	3	7	200	

FG % 1st Half: 17-27 63.0% 2nd half: 16-36 44.4% Game: 33-63 52.4% Deadball Rebounds 1
3FG % 1st Half: 6-14 42.9% 2nd half: 5-15 33.3% Game: 11-29 37.9%
FT % 1st Half: 4-6 66.7% 2nd half: 2-2 100.0% Game: 6-8 75.0%

Officials: Mike Nance, Robert Felder, Stephen Orkus Jr.
Technical fouls: ULM-None, Ole Miss-None.
Attendance: 6128

Score by periods	1st	2nd	Total
ULM	31	29	60
Ole Miss	44	39	83

	In	Off	2nd	Fast	Bench
Points	18	13	5	2	15
ULM	36	20	17	6	20
OM					

Last FG - ULM 2nd-00:48, OM 2nd-00:12.
Largest lead - ULM None, OM by 25 2nd-05:33.
ULM led for 00:00, OM led for 38:54, Game was tied for 01:06.
Score tied - 0 times.
Lead changed - 0 times.

GAME 6: OLE MISS 93, SAN DIEGO 86



Official Basketball Box Score -- Game Totals -- Final Statistics
San Diego vs Ole Miss
11-28-18 6:30 p.m. at Oxford, Miss. (The Pavilion at Ole Miss)



San Diego 86 • 5-2

#	Player	Total		3-Ptr		Rebounds			PF	TP	A	TO	Blk	Stl	Min
		FG-FGA	FG-FGA	FT-FTA	Off	Def	Tot								
00	PINEIRO, Isaiah	7-13	1-2	6-6	3	1	4	5	21	3	3	0	0	28	
25	MASSALSKI, Yauhen	2-4	0-0	0-0	0	2	2	0	4	0	0	0	0	3	
01	WILLIAMS, Tyler	1-7	1-1	2-2	1	3	4	2	5	3	0	0	1	38	
03	CARTER III, Olin	6-17	2-9	5-6	0	4	4	3	19	3	2	0	0	34	
22	WRIGHT, Isaiah	9-14	4-8	0-1	0	2	2	2	22	6	5	0	3	40	
02	CALCATERRA, Joey	0-0	0-0	0-0	0	0	0	0	1	0	0	0	0	2	
13	MARTINEZ, Jose	1-2	1-2	2-2	1	0	1	2	5	1	1	0	1	11	
15	FLORESCA, Alex	4-4	0-0	0-1	2	3	5	4	8	5	2	0	1	36	
23	SULLIVAN, Finn	1-3	0-1	0-0	0	1	1	2	2	0	0	0	0	8	
	Team				2	1	3								
	Totals	31-64	9-23	15-18	9	17	26	21	86	21	13	0	6	200	

FG % 1st Half: 15-31 48.4% 2nd half: 16-33 48.5% Game: 31-64 48.4% Deadball Rebounds 1
3FG % 1st Half: 3-9 33.3% 2nd half: 6-14 42.9% Game: 9-23 39.1%
FT % 1st Half: 4-5 80.0% 2nd half: 11-13 84.6% Game: 15-18 83.3%

Ole Miss 93 • 4-2

#	Player	Total		3-Ptr		Rebounds			PF	TP	A	TO	Blk	Stl	Min
		FG-FGA	FG-FGA	FT-FTA	Off	Def	Tot								
00	Hinson, Blake	4-7	2-4	5-6	0	3	3	3	15	1	1	1	1		

BOX SCORES

GAME 9: OLE MISS 69, SOUTHEASTERN LOUISIANA 47



Official Basketball Box Score -- Game Totals -- Final Statistics
Southeastern Louisiana vs Ole Miss
12-12-18 6:30 p.m. at Jackson, Miss. (Mississippi Coliseum)



Southeastern Louisiana 47 • 4-5

#	Player	Total			3-Ptr			Rebounds			PF	TP	A	TO	Blk	Stl	Min
		FG	FGA	FT	FTA	FG	FGA	FT	FTA	Off							
13	Greenwood, Moses	1	9-10	1-1	1-1	2	4	6	3	20	2	0	0	0	0	28	
24	Charleston, Keith	f	0-6	0-3	0-0	0	2	2	2	0	0	0	0	0	0	21	
00	Veal, Marlan	g	2-9	0-1	2-3	0	2	2	1	6	6	4	0	1	31		
05	Brown, Kajon	g	1-5	0-3	0-0	2	1	3	1	2	0	1	0	0	24		
10	Julien, Von	g	1-3	0-1	0-0	0	2	2	0	2	4	4	0	0	36		
01	Saunders, Jeremiah	g	0-0	0-0	1-2	0	0	0	1	0	0	0	0	0	1		
02	Diop, Pape	g	2-6	0-1	0-0	4	4	1	4	0	0	0	0	0	12		
03	Edwards, Parker	g	1-3	1-3	0-0	0	0	0	0	3	0	0	0	0	5		
04	West, D'Angelo	g	0-2	0-1	0-0	0	1	1	0	0	0	0	0	0	6		
12	Strange, Matthew	g	0-0	0-0	0-0	0	0	0	0	0	0	0	0	0	1		
15	Starwood, Maxwell	g	0-0	0-0	0-0	0	0	0	1	0	0	0	0	0	1		
20	Gonzalez, Brandon	g	0-1	0-1	0-0	0	0	0	1	0	1	0	0	0	7		
22	Bossetta, Patrick	g	0-0	0-0	0-0	0	0	0	0	0	0	0	0	0	1		
23	Thomas, Quinton	g	3-4	0-1	2-2	1	0	1	0	8	2	1	1	0	14		
25	Brewer, Ty	g	0-2	0-1	1-2	0	0	0	1	1	0	1	0	1	12		
	Team					0	2	2			2						
	Totals		19-51	2-17	7-10	5	18	23	11	47	15	13	1	2	200		

FG % 1st Half: 7-23 30.4% 2nd half: 12-28 42.9% Game: 19-51 37.3%
3FG % 1st Half: 1-7 14.3% 2nd half: 1-10 10.0% Game: 2-17 11.8%
FT % 1st Half: 2-2 100.0% 2nd half: 5-8 62.5% Game: 7-10 70.0%

Ole Miss 69 • 7-2

#	Player	Total			3-Ptr			Rebounds			PF	TP	A	TO	Blk	Stl	Min
		FG	FGA	FT	FTA	FG	FGA	FT	FTA	Off							
00	Hinson,Blake	f	4-9	1-3	0-1	3	1	4	2	9	3	0	0	1	26		
12	Stevens, Bruce	f	3-6	0-1	0-0	1	6	7	2	6	0	1	0	0	23		
02	Shuler,Devontae	g	7-10	3-4	2-2	0	2	2	1	19	3	1	1	1	32		
03	Davis, Terence	g	6-11	1-1	2-2	2	4	6	2	15	4	4	2	2	27		
04	Tyree,Breoin	g	1-5	1-3	0-0	0	3	3	3	3	3	1	1	0	34		
01	Naylor,Zach	g	0-0	0-0	0-0	0	1	1	0	0	0	0	0	0	8		
05	Halums,Brian	g	0-0	0-0	1-2	0	0	0	1	0	0	0	0	0	1		
13	Olejniczak, Dominik	g	4-5	0-0	1-1	0	1	1	3	9	1	0	0	0	17		
14	Buffen, KJ	g	1-2	0-0	1-4	1	2	3	0	3	0	0	1	0	17		
15	Rodriguez, Luis	g	1-1	0-0	0-0	0	1	1	1	2	1	1	0	0	4		
20	Davis, D.C.	g	1-4	0-1	0-0	2	0	2	1	2	1	0	0	0	11		
	Team		28-53	6-13	7-12	9	30	39	15	69	16	10	3	5	200		

FG % 1st Half: 13-29 44.8% 2nd half: 15-24 62.5% Game: 28-53 52.8%
3FG % 1st Half: 3-10 30.0% 2nd half: 3-3 100.0% Game: 6-13 46.2%
FT % 1st Half: 4-5 80.0% 2nd half: 3-7 42.9% Game: 7-12 58.3%

Officials: Doug Shows, Anthony Jordan, Will Howard
Technical fouls: Southeastern Louisiana-None. Ole Miss-None.
Attendance: 3564

Score by periods	1st	2nd	Total
Southeastern Louisiana	17	30	47
Ole Miss	33	36	69

Last FG - SLU 2nd-01:29, OM 2nd-00:22
Largest lead - SLU None, OM by 25 2nd-06:07.
SLU led for 00:00, OM led for 39:00. Game was tied for 01:00.

GAME 11: OLE MISS 74, MIDDLE TENNESSEE 56



Official Basketball Box Score -- Game Totals -- Final Statistics
Ole Miss vs Middle Tennessee
12/21/18 7:00 p.m. at Bridgestone Arena



Ole Miss 74 • 9-2

#	Player	Total			3-Ptr			Rebounds			PF	TP	A	TO	Blk	Stl	Min
		FG	FGA	FT	FTA	FG	FGA	FT	FTA	Off							
00	Hinson,Blake	f	3-8	0-2	2-2	0	2	2	1	8	0	0	0	0	0	25	
13	Olejniczak, Dominik	c	5-6	0-0	0-0	1	2	3	4	10	0	3	0	0	12		
02	Shuler,Devontae	g	3-8	1-2	0-0	2	2	4	0	7	2	1	1	2	30		
03	Davis, Terence	g	2-7	1-3	3-5	1	6	7	3	8	4	4	1	2	28		
04	Tyree,Breoin	g	10-13	4-6	0-0	1	1	2	1	24	1	4	0	2	32		
01	Naylor,Zach	g	0-1	0-1	0-0	0	1	1	1	0	0	0	0	0	3		
12	Stevens, Bruce	g	4-9	2-6	2-4	0	4	4	2	12	2	1	0	1	26		
14	Buffen, KJ	g	1-3	0-1	1-3	3	6	9	2	3	3	3	0	1	19		
15	Rodriguez, Luis	g	1-2	0-0	0-0	1	2	3	1	2	0	0	2	1	9		
20	Davis, D.C.	g	0-1	0-0	0-0	2	0	2	1	0	1	0	0	0	16		
30	Morgano, Antonio	g	0-0	0-0	0-0	0	0	0	0	0	0	0	0	0	0+		
	Team		29-58	8-22	8-14	12	30	42	16	74	13	17	4	9	200		

FG % 1st Half: 13-27 48.1% 2nd half: 16-31 51.6% Game: 29-58 50.0%
3FG % 1st Half: 6-14 42.9% 2nd half: 2-8 25.0% Game: 8-22 36.4%
FT % 1st Half: 6-11 54.5% 2nd half: 2-3 66.7% Game: 8-14 57.1%

Middle Tennessee 56 • 3-9

#	Player	Total			3-Ptr			Rebounds			PF	TP	A	TO	Blk	Stl	Min
		FG	FGA	FT	FTA	FG	FGA	FT	FTA	Off							
22	SCURRY, Reggie	f	4-4	0-0	5-5	2	0	2	2	13	1	0	0	0	0	22	
06	GAMBLE, Karl	f	0-9	0-2	0	2	0	2	3	0	1	2	0	0	18		
03	SIMS, Donovan	g	2-5	0-1	1-2	1	5	6	1	5	0	5	0	4	36		
10	JOHNSON, Jayce	g	4-7	0-1	4-8	0	7	7	2	12	2	3	0	0	39		
55	GREEN, Antonio	g	7-17	5-8	3-4	1	2	3	2	22	0	3	0	1	32		
01	FAROUHAR, Junior	g	0-2	0-1	0-0	0	0	0	1	0	1	0	1	0	15		
04	HAWTHORNE, James	g	2-11	0-1	0-0	2	2	4	2	2	2	1	2	29			
11	MOSLEY, Lawrence	g	0-0	0-0	0-0	0	1	1	0	0	0	0	0	0	1		
14	MILLER, Chase	g	0-1	0-0	0-0	0	0	0	0	0	0	0	0	0	1		
15	MASSENBURG, TJ	g	0-0	0-0	0-0	1	2	2	0	0	1	1	0	0	6		
24	BUTLER Jr., Darnell	g	0-0	0-0	0-0	0	0	0	0	0	0	0	0	0	1		
35	LEWIS, Kydjana	g	0-0	0-0	0-0	0	0	0	0	0	0	0	0	0	0+		
	Team					1	2	3									
	Totals		19-56	5-14	13-19	10	20	30	15	56	7	17	2	8	200		

FG % 1st Half: 9-30 30.0% 2nd half: 10-26 38.5% Game: 19-56 33.9%
3FG % 1st Half: 2-6 33.3% 2nd half: 3-8 37.5% Game: 5-14 35.7%
FT % 1st Half: 6-6 100.0% 2nd half: 7-13 53.8% Game: 13-19 68.4%

Officials: Terry Oglesby, Ted Valentine, Hunter Allen
Technical fouls: Ole Miss-None. Middle Tennessee-None.
Attendance: 11294

Score by periods	1st	2nd	Total
Ole Miss	38	36	74
Middle Tennessee	26	30	56

Last FG - OM 2nd-04:36, MT 2nd-02:56.
Largest lead - OM by 29 2nd-07:32, MT by 2 1st-19:31.

GAME 10: OLE MISS 90, CHATTANOOGA 70



Official Basketball Box Score -- Game Totals -- Final Statistics
Chattanooga vs Ole Miss
12-16-18 5 p.m. at Oxford, Miss. (The Pavilion at Ole Miss)



Chattanooga 70 • 5-7

#	Player	Total			3-Ptr			Rebounds			PF	TP	A	TO	Blk	Stl	Min
		FG	FGA	FT	FTA	FG	FGA	FT	FTA	Off							
01	Scott,Jonathan	f	4-6	3-4	3-6	2	5	7	3	14	1	3	1	0	29		
34	Easley, Kevin	f	2-8	0-0	0-0	1	0	1	2	4	3	4	0	1	22		
33	Smallwood, Thomas	c	1-2	0-0	1-1	1	0	1	5	3	0	0	0	10			
02	Johnson Jr., Jerry	g	3-9	2-5	0-2	0	3	2	8	2	2	0	0	21			
03	Jean-Baptiste, David	g	6-10	3-4	0-0	1	1	2	3	15	1	2	0	30			
00	Caldwell, AJ	g	2-3	2-3	0-0	0	0	0	1	6	1	0	0	13			
05	Toatley, Donovan	g	2-8	1-3	0-0	0	1	1	2	5	10	1	0	0	27		
15	Vila, Ramon	g	5-8	0-0	0-0	2	2	2	10	1	2	0	0	22			
22	Kerby, Keigan	g	1-3	0-2	0-0	1	3	4	2	2	0	5	2	18			
25	Brown, Justin	g	1-1	0-0	1-1	0	0	0	0	3	0	0	0	8			
	Team					3	4	7									
	Totals		27-58	11-21	5-10	9	19	28	22	70	19	22	3	1	200		

FG % 1st Half: 16-27 59.3% 2nd half: 11-31 35.5% Game: 27-58 46.6%
3FG % 1st Half: 6-10 60.0%

BOX SCORES

GAME 13: OLE MISS 81, VANDERBILT 71



Official Basketball Box Score -- Game Totals -- Final Statistics
Ole Miss vs Vanderbilt
01/05/19 7:30 p.m. at Nashville, Tenn. (Memorial Gym)



Ole Miss 81 • 11-2 1-0

#	Player	Total			3-Ptr			Rebounds			PF	TP	A	TO	Blk	Stl	Min
		FG-FGA	FG-FGA	FT-FTA	FG-FGA	FG-FGA	FT-FTA	Off	Def	Tot							
00	Hinson,Blake	f	3-6	1-2	4-4	0	3	3	4	11	1	1	0	1	28		
13	Olejniczak, Dominik	c	4-6	0-0	0-1	2	1	3	4	8	0	0	2	1	25		
02	Shuler,Devontae	g	2-10	0-4	7-8	2	5	7	1	11	6	2	0	2	37		
03	Davis, Terence	g	4-8	2-4	1-2	0	5	5	4	11	1	2	0	1	21		
04	Tyree,Breain	g	11-16	3-5	6-6	0	4	4	2	31	3	2	0	0	36		
01	Naylor,Zach	g	0-0	0-0	0-0	1	0	1	1	0	2	0	1	0	8		
12	Stevens, Bruce	g	2-6	0-2	0-0	0	3	3	2	4	0	1	0	0	15		
14	Buffen, KJ	g	2-4	0-0	1-1	2	5	7	3	5	2	4	2	1	20		
20	Davis, D.C.	g	0-1	0-1	0-0	0	2	2	0	0	0	0	0	0	10		
Team						1	0	1									
Totals			28-57	6-18	19-22	8	28	36	21	81	15	12	6	6	200		

FG % 1st Half: 13-31 41.9% 2nd half: 15-26 57.7% Game: 28-57 49.1% Deadball Rebounds 2
3FG % 1st Half: 4-10 40.0% 2nd half: 2-8 25.0% Game: 6-18 33.3%
FT % 1st Half: 5-7 71.4% 2nd half: 14-15 93.3% Game: 19-22 86.4%

Vanderbilt 71 • 9-4 0-1

#	Player	Total			3-Ptr			Rebounds			PF	TP	A	TO	Blk	Stl	Min
		FG-FGA	FG-FGA	FT-FTA	FG-FGA	FG-FGA	FT-FTA	Off	Def	Tot							
01	WETZELL, Yanni	f	3-6	0-1	1-3	1	2	3	3	7	0	2	1	2	28		
11	SHITTU, Simisola	f	6-9	0-0	9-15	2	7	9	2	21	3	1	1	1	33		
32	RYAN, Matt	f	3-7	3-5	0-0	0	0	0	2	9	1	1	0	2	28		
00	LEE, Saben	g	3-12	0-2	3-6	0	5	5	2	9	5	2	0	1	35		
02	TOYE, Joe	g	4-12	1-6	3-3	3	4	7	2	12	1	0	1	0	33		
03	EVANS, Maxwell	g	0-1	0-1	0-0	0	0	0	0	0	1	0	0	0	9		
13	MOYER, Matthew	g	0-0	0-0	1-2	1	1	2	0	1	1	1	0	0	8		
15	BROWN, Clevon	g	2-4	0-0	0-0	2	0	2	0	4	0	0	1	0	8		
24	NESMITH, Aaron	g	3-9	2-5	0-0	1	2	3	5	8	1	1	1	1	18		
Team						3	1	4									
Totals			24-60	6-20	17-29	13	22	35	16	71	13	10	5	7	200		

FG % 1st Half: 13-31 41.9% 2nd half: 11-29 37.9% Game: 24-60 40.0% Deadball Rebounds 7
3FG % 1st Half: 1-7 14.3% 2nd half: 5-13 38.5% Game: 6-20 30.0%
FT % 1st Half: 5-10 50.0% 2nd half: 12-19 63.2% Game: 17-29 58.6%

Officials: Pat Adams, R.B. Clyburn, Robert Felder
Technical fouls: Ole Miss-Buffen, KJ, Vanderbilt-None.
Attendance: 10422

Score by periods	1st	2nd	Total
Ole Miss	35	46	81
Vanderbilt	32	39	71

	In	Off	2nd	Fast	Bench
Points	Paint	T/O	Chance	Break	
OM	28	7	6	2	9
VU	36	13	10	4	13

Last FG - OM 2nd-01:24, VU 2nd-03:46.
Largest lead - OM by 10 2nd-00:31, VU by 6 1st-18:36.
OM led for 15:36, VU led for 17:02. Game was tied for 07:22.
Score tied - 10 times.
Lead changed - 13 times.

GAME 15: OLE MISS 81, #14 MISSISSIPPI STATE 77



Official Basketball Box Score -- Game Totals -- Final Statistics
Ole Miss vs Mississippi State
01/12/19 12:07 PM at Starkville, Miss. (Humphrey Coliseum)



Ole Miss 81 • 13-2 (3-0 SEC)

#	Player	Total			3-Ptr			Rebounds			PF	TP	A	TO	Blk	Stl	Min
		FG-FGA	FG-FGA	FT-FTA	FG-FGA	FG-FGA	FT-FTA	Off	Def	Tot							
00	Hinson,Blake	f	8-16	5-11	5-8	0	5	5	3	26	1	2	1	2	38		
13	Olejniczak, Dominik	c	3-4	0-0	0-0	0	1	1	1	6	1	1	2	0	19		
02	Shuler,Devontae	g	3-7	2-4	2-3	2	4	6	2	10	1	3	0	0	36		
03	Davis, Terence	g	5-10	2-5	0-0	1	4	5	3	12	3	2	0	0	28		
04	Tyree,Breain	g	5-12	1-6	8-9	0	1	1	1	19	5	0	0	0	35		
01	Naylor,Zach	g	0-0	0-0	0-0	0	0	0	0	0	0	0	0	0	1		
12	Stevens, Bruce	g	2-6	2-4	0-0	2	6	8	2	6	1	1	0	0	21		
14	Buffen, KJ	g	0-0	0-0	0-0	1	0	1	4	0	2	1	0	1	8		
15	Rodriguez, Luis	g	0-0	0-0	0-0	0	0	0	1	0	1	0	0	0	4		
20	Davis, D.C.	g	1-3	0-1	0-0	0	0	0	0	2	0	0	0	0	10		
Team						3	0	3									
Totals			27-58	12-31	15-20	9	21	30	17	81	15	10	3	3	200		

FG % 1st Half: 14-30 46.7% 2nd half: 13-28 46.4% Game: 27-58 46.6% Deadball Rebounds 2,1
3FG % 1st Half: 5-16 31.3% 2nd half: 7-15 46.7% Game: 12-31 38.7%
FT % 1st Half: 6-7 85.7% 2nd half: 9-13 69.2% Game: 15-20 75.0%

Mississippi State 77 • 12-3 (0-2 SEC)

#	Player	Total			3-Ptr			Rebounds			PF	TP	A	TO	Blk	Stl	Min
		FG-FGA	FG-FGA	FT-FTA	FG-FGA	FG-FGA	FT-FTA	Off	Def	Tot							
24	Abdul Ado	f	3-6	0-0	0-0	6	5	11	2	6	0	3	2	2	26		
35	Aric Holman	f	2-5	2-4	2-3	0	4	4	2	8	2	1	2	1	29		
00	Nick Weatherspoon	g	5-10	1-2	0-0	0	4	4	4	11	2	1	0	0	25		
02	Lamar Peters	g	6-15	3-9	1-1	0	0	0	2	16	4	4	0	0	33		
11	Q Weatherspoon	g	6-12	0-2	6-8	3	5	8	4	18	3	5	0	2	32		
01	Reggie Perry	g	3-7	0-2	1-2	2	5	7	2	7	0	1	0	2	21		
12	Robert Woodard II	g	3-3	0-0	1-2	0	0	0	0	7	0	0	0	0	9		
23	Tyson Carter	g	2-6	0-2	0-0	0	1	1	4	1	0	0	0	1	25		
Team						3	0	3									
Totals			30-64	6-21	11-16	14	24	38	17	77	12	15	4	8	200		

FG % 1st Half: 16-32 50.0% 2nd half: 14-32 43.8% Game: 30-64 46.9% Deadball Rebounds 3,1
3FG % 1st Half: 3-11 27.3% 2nd half: 3-10 30.0% Game: 6-21 28.6%
FT % 1st Half: 6-8 75.0% 2nd half: 5-8 62.5% Game: 11-16 68.8%

Officials: Todd Austin, Jason Baker, Owen Shortt
Technical fouls: Ole Miss-Buffen, KJ, Hinson,Blake; Stevens, Bruce.
Mississippi State-Nick Weatherspoon.
Attendance: 10021

Score by periods	1st	2nd	Total
Ole Miss	39	42	81
Mississippi State	41	36	77

	In	Off	2nd	Fast	Bench
Points	Paint	T/O	Chance	Break	
OM	26	18	14	5	9
MS	38	11	14	5	18

Last FG - OM 2nd-00:50, MS 2nd-01:22.
Largest lead - OM by 8 2nd-07:01, MS by 11 1st-07:37.
OM led for 16:25, MS led for 20:41. Game was tied for 02:54.
Score tied - 5 times.
Lead changed - 9 times.

GAME 14: OLE MISS 82, #10 AUBURN 67



Official Basketball Box Score -- Game Totals -- Final Statistics
Auburn vs Ole Miss
1-9-19 6 p.m. at Oxford, Miss. (The Pavilion at Ole Miss)



Auburn 67 • 11-3, 0-1 SEC

#	Player	Total			3-Ptr			Rebounds			PF	TP	A	TO	Blk	Stl	Min
		FG-FGA	FG-FGA	FT-FTA	FG-FGA	FG-FGA	FT-FTA	Off	Def	Tot							
05	OKEKE, Chuma	f	2-6	1-3	0-3	2	2	4	3	5	3	4	1	0	34		
50	WILEY, Austin	c	0-5	0-1	6-8	3	4	7	4	6	0	1	2	0	22		
01	HARPER, Jared	g	3-14	2-9	1-2	0	2	2	1	9	5	2	0	0	38		
02	BROWN, Bryce	g	8-24	7-19	0-0	0	0	0	1	23	1	3	0	0	36		
10	DOUGHTY, Samir	g	3-6	3-6	0-0	0	2	2	3	9	2	1	0	2	27		
00	SPENCER, Horace	g	2-4	0-0	0-0	4	3	7	5	4	0	2	0	0	11		
04	DUNBAR, Malik	g	4-4	1-1	2-4	2	2	4	1	11	0	1	1	3	13		
24	MCCORMICK, J'Von	g	0-1	0-0	0-0	0	1	1	0	0	0	1	0	0	6		
12	MCLEMORE, Anfernee	g	0-3	0-0	0-0	0	5	5	0	0	0	0	2	1	13		
Team						5	0	5									
Totals			22-67	14-39	9-17	16	21	37	24	67	11	16	6	6	200		

FG % 1st Half: 9-27 33.3% 2nd half: 13-40 32.5% Game: 22-67 32.8% Deadball Rebounds 5,1
3FG % 1st Half: 7-16 43.8% 2nd half: 7-23 30.4% Game: 14-39 35.9%
FT % 1st Half: 4-6 66.7% 2nd half: 5-11 45.5% Game: 9-17 52.9%

Ole Miss 82 • 12-2, 2-0 SEC

#	Player	Total			3-Ptr			Rebounds			PF	TP	A	TO	Blk	Stl	Min
		FG-FGA	FG-FGA	FT-FTA	FG-FGA	FG-FGA	FT-FTA	Off	Def	Tot							
00	Hinson,Blake	f	3-6	1-3	0-0	1	3	4	3	7	4	4	0	3	22		
13	Olejniczak, Dominik	c	1-2	0-0	9-12	0	7	7	11	2	2	0	1	1	29		
02	Shuler,Devontae	g	5-9	2-3	2-2	1	0	1	2	14	0	1	0	2</			

BOX SCORES

GAME 17: #18 OLE MISS 84, ARKANSAS 67



Official Basketball Box Score - Game Totals - Final Statistics
Arkansas vs Ole Miss
1-19-19 12 p.m. at Oxford, Miss. (The Pavilion at Ole Miss)



Arkansas 67 • 10-7, 1-4 SEC

#	Player	Total			3-Ptr			Rebounds			PF	TP	A	TO	Blk	Stl	Min
		FG-FGA	FG-FGA	FT-FTA	FG-FGA	FG-FGA	FT-FTA	Off	Def	Tot							
10	GAFFORD, Daniel	2-6	0-0	5-6	0	10	10	2	9	1	5	2	1	31			
35	CHANEY, Reggie	2-3	0-0	0-0	1	0	1	2	4	1	0	0	0	12			
01	JOE, Isaiah	4-11	3-9	0-0	2	3	5	0	11	1	0	0	0	33			
05	HARRIS, Jalen	1-4	1-3	0-0	1	5	6	1	3	7	4	0	1	30			
13	JONES, Mason	1-10	0-6	3-4	1	1	2	2	5	2	1	1	2	31			
00	SILLS, Desi	0-0	0-0	2-2	0	0	0	1	2	0	3	0	0	7			
02	BAILEY, Adrio	2-4	0-0	0-0	1	1	2	2	4	2	0	0	0	10			
11	EMBERY-SIMPSON, K.	5-8	2-5	4-5	1	0	1	1	16	0	0	0	1	20			
22	OSABUOHEN, Gabe	5-9	0-0	3-4	2	1	3	4	13	1	4	0	1	26			
	Team				1	0	1										
	Totals	22-55	6-23	17-21	10	21	31	15	67	14	17	3	6	200			

FG % 1st Half: 11-25 44.0% 2nd half: 11-30 36.7% Game: 22-55 40.0% Deadball Rebounds 0.1
3FG % 1st Half: 3-9 33.3% 2nd half: 3-14 21.4% Game: 6-23 26.1%
FT % 1st Half: 10-13 76.9% 2nd half: 7-8 87.5% Game: 17-21 81.0%

Ole Miss 84 • 14-3, 4-1 SEC

#	Player	Total			3-Ptr			Rebounds			PF	TP	A	TO	Blk	Stl	Min
		FG-FGA	FG-FGA	FT-FTA	FG-FGA	FG-FGA	FT-FTA	Off	Def	Tot							
00	Hinson,Blake	1-5	0-3	1-2	0	4	4	3	3	1	3	0	0	19			
13	Olejniczak, Dominik	5-7	0-0	3-3	1	4	5	2	13	1	1	2	0	22			
03	Davis, Terence	6-11	2-5	4-5	2	7	9	4	18	7	3	0	5	32			
04	Tyree,Breoin	7-15	2-7	6-6	2	2	4	1	22	2	2	1	3	36			
20	Davis, D.C.	3-5	0-1	1-1	1	1	2	2	7	4	0	0	1	27			
01	Naylor,Zach	0-0	0-0	0-0	0	1	1	0	0	0	0	0	0	2			
02	Shuler,Devontae	1-6	1-3	0-0	0	2	2	1	3	3	3	0	2	25			
12	Stevens, Bruce	6-7	2-3	0-0	3	4	7	2	14	1	0	0	1	18			
14	Buffen, KJ	2-8	0-0	0-0	2	2	4	3	4	0	1	0	1	19			
	Team				2	0	2										
	Totals	31-64	7-22	15-17	13	27	40	18	84	19	13	3	13	200			

FG % 1st Half: 18-35 51.4% 2nd half: 13-29 44.8% Game: 31-64 48.4% Deadball Rebounds 0
3FG % 1st Half: 3-11 27.3% 2nd half: 4-11 36.4% Game: 7-22 31.8%
FT % 1st Half: 7-8 87.5% 2nd half: 8-9 88.9% Game: 15-17 88.2%

Officials: Doug Shows, Tony Greene, R.B. Clyburn
Technical fouls: Arkansas-None. Ole Miss-None.
Attendance: 9500

Score by periods	1st	2nd	Total
Arkansas	35	32	67
Ole Miss	46	38	84

	In	Off	2nd	Fast	Bench
Points	Paint	T/O	Chance	Break	
AR	28	18	15	0	35
OM	44	22	17	9	21

Last FG - AR 2nd-00:07, OM 2nd-00:16.
Largest lead - AR None, OM by 19 2nd-02:00.
AR led for 00:00. OM led for 39:20. Game was tied for 00:40.

Score tied - 0 times.
Lead changed - 0 times.

GAME 19: #24 IOWA STATE 87, #20 OLE MISS 73



Official Basketball Box Score - Game Totals - Final Statistics
Iowa State vs Ole Miss
1-26-19 11 a.m. at Oxford, Miss. (The Pavilion at Ole Miss)



Iowa State 87 • 15-5

#	Player	Total			3-Ptr			Rebounds			PF	TP	A	TO	Blk	Stl	Min
		FG-FGA	FG-FGA	FT-FTA	FG-FGA	FG-FGA	FT-FTA	Off	Def	Tot							
12	Jacobson, Michael	3-5	0-0	0-0	0	2	2	3	6	0	1	0	0	0	23		
01	Weiler-Babb, Nick	4-5	0-1	0-0	1	8	9	2	8	3	0	0	0	37			
03	Shayok, Marial	6-9	3-5	2-2	0	1	3	17	1	5	0	0	0	26			
11	Horton-Tucker, Talen	11-18	1-4	0-1	0	8	8	1	23	5	3	0	1	34			
22	Halliburton, Tyrese	2-2	1-1	0-0	0	3	3	2	5	9	3	0	0	37			
00	Griffin, Zion	1-1	0-0	0-0	0	0	0	0	2	0	0	0	0	2			
02	Lard, Cameron	4-4	0-0	0-0	0	1	2	8	1	1	3	0	0	16			
04	Condit IV, George	0-0	0-0	0-0	0	0	0	0	0	0	0	0	0	1			
05	Wigginton, Lindell	7-10	3-4	1-1	2	3	5	1	18	2	3	0	0	21			
23	Talley Jr., Zoran	0-1	0-0	0-0	0	2	2	0	0	0	0	0	0	3			
	Team				2	1	3										
	Totals	38-55	8-15	3-4	5	29	34	14	87	26	19	3	1	200			

FG % 1st Half: 18-29 62.1% 2nd half: 20-26 76.9% Game: 38-55 69.1% Deadball Rebounds 0.1
3FG % 1st Half: 4-9 44.4% 2nd half: 4-6 66.7% Game: 8-15 53.3%
FT % 1st Half: 3-3 100.0% 2nd half: 0-1 0.0% Game: 3-4 75.0%

Ole Miss 73 • 14-5

#	Player	Total			3-Ptr			Rebounds			PF	TP	A	TO	Blk	Stl	Min
		FG-FGA	FG-FGA	FT-FTA	FG-FGA	FG-FGA	FT-FTA	Off	Def	Tot							
00	Hinson,Blake	3-10	3-8	4-4	4	1	5	1	13	0	0	0	1	30			
13	Olejniczak, Dominik	3-7	0-0	0-0	3	2	5	1	6	0	0	0	0	25			
02	Shuler,Devontae	4-7	2-3	0-0	0	3	3	1	10	4	1	0	3	35			
03	Davis, Terence	4-14	1-5	7-8	4	2	6	1	16	4	3	0	2	35			
04	Tyree,Breoin	9-22	2-5	2-3	0	0	0	3	22	1	3	0	1	36			
05	Halums,Brian	0-1	0-1	2-2	0	0	0	0	2	0	0	0	0	2			
12	Stevens, Bruce	1-5	0-2	0-0	1	2	3	1	2	1	0	1	0	10			
14	Buffen, KJ	1-3	0-0	0-0	1	0	1	2	2	0	1	0	0	16			
15	Rodriguez, Luis	0-0	0-0	0-0	0	2	2	1	0	0	0	0	0	5			
20	Davis, D.C.	0-0	0-0	0-0	0	1	1	0	0	0	0	0	0	6			
	Team				2	0	2										
	Totals	25-69	8-24	15-17	15	13	28	11	73	10	8	0	8	200			

FG % 1st Half: 13-38 34.2% 2nd half: 12-31 38.7% Game: 25-69 36.2% Deadball Rebounds 1
3FG % 1st Half: 5-12 41.7% 2nd half: 3-12 25.0% Game: 8-24 33.3%
FT % 1st Half: 7-8 87.5% 2nd half: 8-9 88.9% Game: 15-17 88.2%

Officials: Pat Adams, Olandis Poole, John Hampton
Technical fouls: Iowa State-None. Ole Miss-None.
Attendance: 8839

Score by periods	1st	2nd	Total
Iowa State	43	44	87
Ole Miss	38	35	73

	In	Off	2nd	Fast	Bench
Points	Paint	T/O	Chance	Break	
ISU	46	13	6	5	28
OM	26	16	15	13	6

Last FG - ISU 2nd-01:00, OM 2nd-02:00.
Largest lead - ISU by 17 2nd-03:59, OM None.
ISU led for 38:24. OM led for 00:00. Game was tied for 01:36.

Score tied - 0 times.
Lead changed - 0 times.

GAME 18: ALABAMA 74, #20 OLE MISS 53



Official Basketball Box Score - Game Totals - Final Statistics
Ole Miss vs Alabama
1/22/19 8:05 p.m. CT at Tuscaloosa, Ala. (Coleman Coliseum)



Ole Miss 53 • 14-4, 2-2

#	Player	Total			3-Ptr			Rebounds			PF	TP	A	TO	Blk	Stl	Min
		FG-FGA	FG-FGA	FT-FTA	FG-FGA	FG-FGA	FT-FTA	Off	Def	Tot							
00	Hinson,Blake	2-6	1-2	0-0	1	3	4	2	5	0	1	0	0	22			
13	Olejniczak, Dominik	2-4	0-0	0-0	4	2	6	1	4	1	3	1	1	24			
02	Shuler,Devontae	1-3	0-2	0-0	0	1	1	0	2	1	1	0	0	17			
03	Davis, Terence	3-7	2-5	2-4	0	3	3	5	10	0	5	0	0	19			
04	Tyree,Breoin	4-8	1-3	0-0	0	4	4	2	9	2	2	1	0	26			
01	Naylor,Zach	0-1	0-1	0-0	0	0	0	0	0	0	0	0	0	0+			
05	Halums,Brian	2-6	1-2	0-0	0	0	0	1	5	0	1	0	0	11			
12	Stevens, Bruce	3-5	1-2	0-0	1	5	6	3	7	0	1	0	0	23			
14	Buffen, KJ	0-4	0-1	1-4	1	1	2	1	2	0	0	1	0	16			
15	Rodriguez, Luis	2-2	0-0	3-4	1	0	1	3	7	1	1	1	0	18			
20	Davis, D.C.	1-4	0-2	1-2	0	2	2	1	3	1	1	0	0	24			
	Team				3	1	4										
	Totals	20-50	6-20	7-14	10	22	32	20	53	6	16	4	1	200			

FG % 1st Half: 10-22 45.5% 2nd half: 10-28 35.7% Game: 20-50 40.0% Deadball Rebounds 3
3FG % 1st Half: 4-10 40.0% 2nd half: 2-10 20.0% Game: 6-20 30.0%
FT % 1st Half: 4-4 100.0% 2nd half: 5-10 50.0% Game: 7-14 50.0%

Alabama 74 • 12-6, 3-3

#	Player	Total			3-Ptr			Rebounds			PF	TP	A	TO	Blk	Stl	Min
		FG-FGA	FG-FGA	FT-FTA	FG-FGA	FG-FGA	FT-FTA	Off	Def	Tot							
00	Hall, Donta	3-5	0-0	5-6	6	4	10	3	11	0	2	3	2	22			
34	Mack, Tevin	1-4	0-1	2-2	2	2	4	1									

BOX SCORES

GAME 21: #21 MISSISSIPPI STATE 81, OLE MISS 75



Official Basketball Box Score -- Game Totals -- Final Statistics
Mississippi State vs Ole Miss
2-2-19 2:30 p.m. at Oxford, Miss. (The Pavilion at Ole Miss)



Mississippi State 81 • 16-5, 4-4 SEC

#	Player	Total			3-Ptr			Rebounds			PF	TP	A	TO	Blk	Stl	Min
		FG-FGA	FG-FGA	FT-FTA	FG-FGA	FG-FGA	FT-FTA	Off	Def	Tot							
01	Reggie Perry	f	6-15	2-2	7-9	7	4	11	3	21	1	3	2	0	0	34	
24	Abdul Ado	f	1-1	0-0	2-3	0	3	3	2	4	0	1	1	1	25		
02	Lamar Peters	g	3-11	2-5	1-5	2	2	4	1	9	6	4	0	2	30		
11	Q Weatherspoon	g	8-13	3-6	8-9	2	6	8	3	27	2	2	0	4	35		
23	Tyson Carter	g	2-5	0-2	1-1	0	2	2	2	5	4	2	0	1	21		
00	Nick Weatherspoon	g	3-5	0-0	0-1	0	3	3	2	6	0	0	0	0	26		
12	Robert Woodard II	g	4-5	1-1	0-0	2	1	3	1	9	0	3	0	1	20		
35	Aric Holman	g	0-3	0-1	0-0	0	2	2	2	0	0	0	0	0	9		
Team						2 2 4											
Totals			27-58	8-17	19-28	15	25	40	16	81	13	16	3	9	200		

FG % 1st Half: 14-33 42.4% 2nd half: 13-25 52.0% Game: 27-58 46.6% Deadball Rebounds 3.1
3FG % 1st Half: 4-10 40.0% 2nd half: 4-7 57.1% Game: 8-17 47.1%
FT % 1st Half: 7-13 53.8% 2nd half: 12-15 80.0% Game: 19-28 67.9%

Ole Miss 75 • 14-7, 4-4 SEC

#	Player	Total			3-Ptr			Rebounds			PF	TP	A	TO	Blk	Stl	Min
		FG-FGA	FG-FGA	FT-FTA	FG-FGA	FG-FGA	FT-FTA	Off	Def	Tot							
14	Buffen, KJ	f	0-2	0-0	1-2	2	2	4	3	1	0	3	0	0	21		
13	Olejniczak, Dominik	c	0-2	0-0	0-0	0	0	0	2	0	2	1	1	0	12		
02	Shuler,Devontae	g	4-8	3-4	3-3	0	4	4	2	14	5	2	0	3	29		
03	Davis, Terence	g	7-13	1-4	0-0	1	7	8	5	15	2	3	1	0	33		
04	Tyree,Breoin	g	7-15	5-7	6-6	0	1	1	0	25	2	4	2	3	37		
00	Hinson,Blake	g	3-7	1-3	0-1	0	1	1	3	7	1	0	0	0	27		
05	Halums,Brian	g	0-0	0-0	0-0	0	1	1	2	0	0	0	0	0	1		
12	Stevens, Bruce	g	5-10	1-3	2-2	1	0	1	1	13	0	0	0	0	28		
20	Davis, D.C.	g	0-0	0-0	0-0	0	1	1	1	0	2	0	0	0	12		
Team						2 5 7											
Totals			26-57	11-21	12-14	6	22	28	19	75	14	13	4	6	200		

FG % 1st Half: 14-25 56.0% 2nd half: 12-32 37.5% Game: 26-57 45.6% Deadball Rebounds 1
3FG % 1st Half: 6-9 66.7% 2nd half: 5-12 41.7% Game: 11-21 52.4%
FT % 1st Half: 9-9 100.0% 2nd half: 3-5 60.0% Game: 12-14 85.7%

Officials: Byron Jarrett, Brian Shey, John Hampton
Technical fouls: Mississippi State-None. Ole Miss-None.
Attendance: 9500

Score by periods	1st	2nd	Total
Mississippi State	39	42	81
Ole Miss	43	32	75

Last FG - MS 2nd-03:32, OM 2nd-03:53.
Largest lead - MS by 7 1st-13:14, OM by 7 2nd-17:43.
MS led for 20:39, OM led for 16:46. Game was tied for 02:35.

Points	In	Off	2nd	Fast	Bench
MS	Paint	T/O	Chance	Break	
OM	26	22	19	4	20

Score tied - 7 times.
Lead changed - 8 times.

GAME 23: OLE MISS 80, GEORGIA 64



Official Basketball Box Score -- Game Totals -- Final Statistics
Ole Miss vs Georgia
02/09/19 1:00 PM ET at Stegeman Coliseum - Athens, Ga.



Ole Miss 80 • 16-7, 6-4

#	Player	Total			3-Ptr			Rebounds			PF	TP	A	TO	Blk	Stl	Min
		FG-FGA	FG-FGA	FT-FTA	FG-FGA	FG-FGA	FT-FTA	Off	Def	Tot							
00	Hinson,Blake	f	4-7	3-5	2-2	0	2	2	4	13	1	0	0	0	26		
13	Olejniczak, Dominik	c	1-3	2-0	0-0	1	1	2	0	2	0	0	1	0	16		
02	Shuler,Devontae	g	3-7	2-4	0-0	0	7	3	8	1	2	0	0	0	34		
03	Davis, Terence	g	4-14	1-4	3-4	2	3	5	2	12	4	2	0	4	31		
04	Tyree,Breoin	g	11-22	3-8	6-7	0	1	1	3	1	3	1	2	3	36		
01	Naylor,Zach	g	0-0	0-0	0-0	0	0	0	0	0	0	0	0	0	1		
05	Halums,Brian	g	0-0	0-0	0-2	0	0	0	0	0	0	0	0	0	1		
12	Stevens, Bruce	g	1-3	0-1	4-4	4	5	9	3	6	1	1	0	2	23		
14	Buffen, KJ	g	2-2	0-0	0-0	1	3	4	4	4	0	1	0	1	15		
15	Rodriguez, Luis	g	0-0	0-0	0-0	0	0	0	0	1	0	0	1	2			
20	Davis, D.C.	g	2-5	0-3	0-0	1	1	2	0	4	3	1	0	0	15		
Team						4 2 6											
Totals			28-63	9-25	15-19	13	25	38	17	80	12	10	2	8	200		

FG % 1st Half: 17-35 48.6% 2nd half: 11-28 39.3% Game: 28-63 44.4% Deadball Rebounds 2.1
3FG % 1st Half: 7-16 43.8% 2nd half: 2-9 22.2% Game: 9-25 36.0%
FT % 1st Half: 4-5 80.0% 2nd half: 11-14 78.6% Game: 15-19 78.9%

Georgia 64 • 10-13, 1-8

#	Player	Total			3-Ptr			Rebounds			PF	TP	A	TO	Blk	Stl	Min
		FG-FGA	FG-FGA	FT-FTA	FG-FGA	FG-FGA	FT-FTA	Off	Def	Tot							
20	HAMMONDS, RAYSHAUN	f	3-8	2-3	2-2	0	3	3	5	10	2	5	0	0	22		
03	CLAXTON, NICOLAS	f	3-8	0-2	2-5	3	3	6	3	8	1	1	2	2	31		
34	OGBEIDE, DEPREK	f	3-4	0-0	0-1	1	2	3	1	6	1	0	0	0	22		
01	HIGHTOWER, TESHHAUN	g	3-6	3-5	0-0	0	2	2	2	9	1	3	0	0	18		
02	HARRIS, JORDAN	g	3-11	1-4	3-4	3	8	11	3	10	2	3	2	3	33		
00	JACKSON II, WILLIAM	g	2-3	2-3	0-0	1	0	1	2	6	2	2	0	1	20		
04	CRUMP, TYREE	g	3-9	2-7	2-2	0	0	0	3	10	2	2	0	0	17		
05	TOPPIN, JOJO	g	0-0	0-0	0-0	0	1	1	0	0	0	0	0	0	1		
11	HARRISON, CHRISTIAN	g	0-0	0-0	0-0	0	0	0	0	0	0	1	0	0	2		
13	WILRIDGE, E'TORRION	g	0-0	0-0	2-2	0	1	1	0	2	0	0	0	0	15		
14	FAGAN, TYE	g	1-2	1-1	0-0	0	0	0	0	3	0	2	1	0	12		
24	O'NEILL, CONNOR	g	0-0	0-0	0-0	0	0	0	1	0	0	0	0	0	1		
25	NGUMEZI, AMANZE	g	0-1	0-0	0-0	0	1	1	0	0	0	0	0	0	3		
32	EDWARDS, MIKE	g	0-0	0-0	0-0	0	0	0	0	0	0	0	0	0	1		
43	SARGIUNAS, IGNAS	g	0-0	0-0	0-0	0	0	0	0	0	0	0	0	0	2		
Team						1 2 3											
Totals			21-52	11-25	11-16	9	23	32	20	64	11	20	5	5	200		

FG % 1st Half: 10-23 43.5% 2nd half: 11-29 37.9% Game: 21-52 40.4% Deadball Rebounds 1.1
3FG % 1st Half: 7-13 53.8% 2nd half: 4-12 33.3% Game: 11-25 44.0%
FT % 1st Half: 6-8 75.0% 2nd half: 5-8 62.5% Game: 11-16 68.8%

Officials: Olandis Poole, R.B. Clyburn, Josue Nieves
Technical fouls: Ole Miss-Shuler,Devontae, Georgia-CLAXTON, NICOLAS.
Attendance: 10033

Score by periods	1st	2nd	Total
Ole Miss	45	35	80
Georgia	33	31	64

Last FG - OM 2nd-02:55, UGA 2nd-00:36.
Largest lead - OM by 18 2nd-03:38, UGA by 10 1st-15:27.
OM led for 29:17, UGA led for 08:47. Game was tied for 01:56.

Points	In	Off	2nd	Fast	Bench
OM	Paint	T/O	Chance	Break	
UGA	28	19	21	2	14

Score tied - 3 times.
Lead changed - 3 times.

GAME 22: OLE MISS 75, TEXAS A&M 71



Official Basketball Box Score -- Game Totals -- Final Statistics
Texas A&M vs Ole Miss
2-6-19 6 p.m. at Oxford, Miss. (The Pavilion at Ole Miss)



Texas A&M 71 • 8-13, 1-8 SEC

#	Player	Total			3-Ptr			Rebounds			PF	TP	A	TO	Blk	Stl	Min
		FG-FGA	FG-FGA	FT-FTA	FG-FGA	FG-FGA	FT-FTA	Off	Def	Tot							
01	Flagg,Savion	f	1-10	0-5	0-2	0	2	2	2	2	2	3	0	0	32		
21	Mekowulu,Christian	f	1-3	0-0	0-0	1	3	4	3	2	2	1	0	0	15		
00	Chandler,Jay Jay	g	2-5	0-1	0-0	1	2	3	4	2	3	0	3	0	16		
02	Starks,TJ	g	0-1	0-0	0-0	0	0	0	1	0	1	2	0	1	6		
11	Mitchell,Wendell	g	10-23	3-7	0-0	0	4	4	4	23	4	6	1	4	37		
04	French,Mark	g	0-0	0-0	0-0	0	0	0	0	0	0	1	1	0	1		
12	Collins,Chris	g	1-2	1-2	0-0	0	2	2	4	3	4	0	0	1	6		
13	Mahan,Brandon	g	7-9	6-7	0-0	2	2	4	3	20	0	0	0	1	29		
24	Walker,John	g	1-1	1-1	0-1	0	2	2	0	3	0	1	0	0	16		
32	Nebo,Josh	g	5-8	0-0	4-5	6	4	10	1	14	0	0	2	1	25		
Team						3 4 7											
Totals			28-62	11-23	4-8	13	25	38	21	71	16	18	3	12	200		

FG % 1st Half: 15-29 51.7% 2nd half: 13-33

BOX SCORES

GAME 25: OLE MISS 75, MISSOURI 65



Official Basketball Box Score -- Game Totals -- Final Statistics
Missouri vs Ole Miss
2-16-19 2:30 pm at Oxford, Miss. (The Pavilion at Ole Miss)



Missouri 65 • 12-12, 3-9 SEC

#	Player	Total			3-Ptr			Rebounds			PF	TP	A	TO	Blk	Stl	Min
		FG-FGA	FG-FGA	FT-FTA	FG-FGA	FG-FGA	FT-FTA	Off	Def	Tot							
23	TILMON, Jeremiah	f	2-4	0-0	0-1	0	4	4	5	4	1	2	1	0	0	15	
24	PURYEAR, Kevin	f	2-3	1-1	0-0	2	0	2	2	5	1	3	0	0	0	11	
01	PINSON, Xavier	g	3-5	1-2	4-4	1	8	9	1	11	2	5	0	0	0	24	
04	PICKETT, Javon	g	3-7	2-2	0-1	1	3	4	1	8	3	2	0	0	0	31	
15	GEIST, Jordan	g	9-16	2-7	3-4	0	4	4	1	23	1	4	0	0	2	34	
00	WATSON, Torrence	g	1-3	1-2	0-0	0	0	0	2	3	0	1	0	0	0	19	
02	SANTOS, K.J.	g	0-1	0-0	0-0	2	1	3	4	0	1	4	0	0	0	20	
03	SUGGS, Ronnie	g	1-1	0-0	0-0	1	1	2	1	2	0	0	0	0	0	6	
06	SMITH, Mitchell	g	0-0	0-0	0-0	0	0	0	0	0	0	1	0	0	0	8	
13	SMITH, Mark	g	1-4	1-3	0-0	1	3	4	3	3	0	3	0	0	0	14	
14	NIKKO, Reed	g	2-7	0-0	2-2	1	0	1	2	6	0	0	0	0	0	18	
	Team					4	0	4									
	Totals		24-51	8-17	9-12	13	24	37	22	65	9	25	1	4	0	200	
	FG % 1st Half:	8-24	33.3%	2nd half:	16-27	59.3%	Game:	24-51	47.1%							Deadball Rebounds	
	3FG % 1st Half:	4-10	40.0%	2nd half:	4-7	57.1%	Game:	8-17	47.1%								
	FT % 1st Half:	6-7	85.7%	2nd half:	3-5	60.0%	Game:	9-12	75.0%							0.1	

Ole Miss 75 • 18-7, 8-4 SEC

#	Player	Total			3-Ptr			Rebounds			PF	TP	A	TO	Blk	Stl	Min
		FG-FGA	FG-FGA	FT-FTA	FG-FGA	FG-FGA	FT-FTA	Off	Def	Tot							
00	Hinson,Blake	f	1-3	1-3	0-0	0	1	1	4	3	2	0	0	0	0	11	
13	Olejniczak, Dominik	c	2-4	0-0	2-2	0	1	1	5	6	1	1	2	0	0	16	
02	Shuler,Devontae	g	4-9	1-4	3-3	0	3	3	1	12	3	0	0	5	35		
03	Davis, Terence	g	3-10	1-5	2-2	0	4	4	3	9	4	1	0	3	37		
04	Tyree,Breoin	g	3-6	2-3	6-8	0	2	2	1	14	3	2	0	1	37		
01	Naylor,Zach	g	0-0	0-0	0-0	0	0	0	0	0	0	1	0	0	0		
12	Stevens, Bruce	g	5-11	3-7	4-4	2	2	4	3	17	0	0	1	1	22		
14	Buffen, KJ	g	5-7	1-2	3-4	2	2	4	2	14	4	4	0	3	32		
15	Rodriguez, Luis	g	0-0	0-0	0-0	0	1	1	0	0	0	1	0	0	2		
20	Davis, D.C.	g	0-0	0-0	0-0	0	0	0	0	0	0	0	0	0	7		
	Team					0	1	1									
	Totals		23-50	9-24	20-23	4	17	21	19	75	17	10	3	13	0	200	
	FG % 1st Half:	12-26	46.2%	2nd half:	11-24	45.8%	Game:	23-50	46.0%							Deadball Rebounds	
	3FG % 1st Half:	5-13	38.5%	2nd half:	4-11	36.4%	Game:	9-24	37.5%								
	FT % 1st Half:	6-6	100.0%	2nd half:	14-17	82.4%	Game:	20-23	87.0%							1	

Officials: Anthony Jordan, Gerald Williams, R.B. Ciyburn
Technical fouls: Missouri-None. Ole Miss-None.
Attendance: 8248

Score by periods	1st	2nd	Total
Missouri	26	39	65
Ole Miss	35	40	75

	In	Off	2nd	Fast	Bench
Points	30	12	12	2	14
MIZ	OM	20	32	5	10

Last FG - MIZ 2nd-00:20, OM 2nd-01:32.
Largest lead - MIZ by 2 1st-19:22, OM by 19 2nd-15:57.
MIZ led for 01:41, OM led for 36:30. Game was tied for 01:49.

Score tied - 1 time.
Lead changed - 1 time.

GAME 27: OLE MISS 72, GEORGIA 71



Official Basketball Box Score -- Game Totals -- Final Statistics
Georgia vs Ole Miss
2-23-19 2:30 p.m. at Oxford, Miss. (The Pavilion at Ole Miss)



Georgia 71 • 10-17, 1-13 SEC

#	Player	Total			3-Ptr			Rebounds			PF	TP	A	TO	Blk	Stl	Min
		FG-FGA	FG-FGA	FT-FTA	FG-FGA	FG-FGA	FT-FTA	Off	Def	Tot							
20	HAMMONDS, RAYSHAUN	f	6-10	1-3	3-3	2	3	5	3	16	1	0	0	0	0	30	
33	CLAXTON, NICOLAS	f	5-7	0-0	3-4	1	4	5	4	13	0	8	0	0	0	35	
00	JACKSON II, WILLIAM	g	2-7	2-7	0-1	1	4	5	1	6	6	2	1	0	34		
02	HARRIS, JORDAN	g	5-5	0-0	5-5	0	2	2	0	15	5	3	0	3	24		
11	HARRISON, CHRISTIAN	g	1-1	0-0	3-4	0	2	2	3	5	1	2	1	1	11		
01	HIGHTOWER, TESHAWN	g	0-0	0-0	0-0	0	0	0	1	0	0	2	0	1	6		
04	CRUMP, TYREE	g	3-8	2-5	0-0	0	0	0	0	8	2	0	0	0	16		
13	WILRIDGE, ETORRION	g	2-4	0-1	1-2	0	0	0	1	5	1	0	0	2	25		
14	FAGAN, TYE	g	0-0	0-0	0-0	0	1	1	0	0	1	0	0	0	3		
34	OGBEIDE, DEREK	g	1-6	0-0	1-3	0	7	7	0	3	2	2	0	0	16		
	Team					4	3	7									
	Totals		25-48	5-16	16-22	8	26	34	13	71	19	19	2	7	0	200	
	FG % 1st Half:	10-25	40.0%	2nd half:	15-23	65.2%	Game:	25-48	52.1%							Deadball Rebounds	
	3FG % 1st Half:	3-9	33.3%	2nd half:	2-7	28.6%	Game:	5-16	31.3%								
	FT % 1st Half:	6-8	75.0%	2nd half:	10-14	71.4%	Game:	16-22	72.7%							3	

Ole Miss 72 • 19-8, 9-5 SEC

#	Player	Total			3-Ptr			Rebounds			PF	TP	A	TO	Blk	Stl	Min
		FG-FGA	FG-FGA	FT-FTA	FG-FGA	FG-FGA	FT-FTA	Off	Def	Tot							
00	Hinson,Blake	f	1-3	1-3	0-0	0	0	0	3	3	0	0	0	0	0	23	
13	Olejniczak, Dominik	c	2-5	0-0	2-2	4	1	5	3	6	3	2	0	1	22		
02	Shuler,Devontae	g	6-14	4-10	0-0	0	3	3	2	16	3	3	0	1	36		
03	Davis, Terence	g	5-12	3-5	0-0	0	0	0	3	13	4	4	0	3	23		
04	Tyree,Breoin	g	7-17	3-6	0-1	1	3	4	3	17	2	1	1	0	29		
12	Stevens, Bruce	g	3-5	1-1	0-0	3	2	5	2	7	1	1	0	1	18		
14	Buffen, KJ	g	3-7	0-2	2-2	3	1	4	1	8	2	3	1	1	25		
15	Rodriguez, Luis	g	0-0	0-0	0-0	0	0	0	0	0	0	0	0	0	2		
20	Davis, D.C.	g	1-2	0-0	0-0	1	4	5	1	2	0	0	0	1	22		
	Team					0	3	3									
	Totals		28-65	12-28	4-5	12	17	29	18	72	15	15	2	8	0	200	
	FG % 1st Half:	15-37	40.5%	2nd half:	13-28	46.4%	Game:	28-65	43.1%							Deadball Rebounds	
	3FG % 1st Half:	7-18	38.9%	2nd half:	5-10	50.0%	Game:	12-28	42.9%								
	FT % 1st Half:	2-2	100.0%	2nd half:	2-3	66.7%	Game:	4-5	80.0%							0.1	

Officials: Chuck Jones, R.B. Ciyburn, Josue Nieves
Technical fouls: Georgia-None. Ole Miss-None.
Attendance: 7416

Score by periods	1st	2nd	Total
Georgia	29	42	71
Ole Miss	39	33	72

Last FG - UGA 2nd-01:02, OM 2nd-01:22.
Largest lead - UGA by 5 2nd-10:57, OM by 12 1st-02:03.
UGA led for 09:11, OM led for 27:18. Game was tied for 03:31.

Score tied - 7 times.
Lead changed - 10 times.

GAME 26: SOUTH CAROLINA 79, OLE MISS 64



Official Basketball Box Score -- Game Totals -- Final Statistics
Ole Miss vs South Carolina
2/19/19 7 p.m. ET at Columbia, S.C. (Colonial Life Arena)



Ole Miss 64 • 18-8, 8-5 SEC

#	Player	Total			3-Ptr			Rebounds			PF	TP	A	TO	Blk	Stl	Min
		FG-FGA	FG-FGA	FT-FTA	FG-FGA	FG-FGA	FT-FTA	Off	Def	Tot							
00	Hinson,Blake	f	3-10	2-5	0-0	0	1	1	4	8	0	0	1	0	0	23	
13	Olejniczak, Dominik	c	1-3	0-0	1-2	1	1	2	5	3	1	1	2	0	0	16	
02	Shuler,Devontae	g	2-7	1-4	1-2	1	6	7	1	6	2	2	1	1	35		
03	Davis, Terence	g	6-17	2-8	4-6	0	5	5	2	18	1	3	1	1	32		
04	Tyree,Breoin	g	7-15	0-4	5-7	0	3	3	0	19	5	2	2	1	40-		
01	Naylor,Zach	g	1-2	0-0	0-0	1	0	1	3	2	0	0	0	0	9		
12	Stevens, Bruce	g	1-5	0-2	0-0	1	2	3	4	2	1	1	2	0	16		
14	Buffen, KJ	g	2-2	0-0													

BOX SCORES

GAME 29: ARKANSAS 74, OLE MISS 73

GAME 30: #6 KENTUCKY AT OLE MISS



Official Basketball Box Score -- Game Totals -- Final Statistics
 Ole Miss vs Arkansas
 03/02/19 12:01 pm at Fayetteville, Ark. - Bud Walton Arena



Ole Miss 73 • 19-10,9-7 SEC

#	Player	Total			3-Ptr			Rebounds			PF	TP	A	TO	Blk	Stl	Min
		FG-FGA	FG-FGA	FT-FTA	Off	Def	Tot										
00	Hinson,Blake	f	3-7	1-5	0-0	0	4	4	2	7	2	1	0	0	0	21	
12	Stevens, Bruce	f	5-6	1-2	1-2	0	2	2	5	12	0	1	1	2	23		
02	Shuler,Devontae	g	4-7	0-1	4-4	1	5	6	0	12	4	4	0	3	31		
04	Tyree,Breein	g	8-14	2-6	2-2	0	2	2	3	20	5	3	0	0	30		
20	Davis, D.C.	g	0-3	0-2	0-0	0	1	1	2	0	1	1	0	0	18		
03	Davis,Terence	g	4-8	2-6	2-2	0	5	5	2	12	3	2	0	1	32		
13	Olejniczak, Dominik	g	3-4	0-0	0-1	1	0	1	2	6	0	1	0	0	17		
14	Buffen, KJ	g	2-5	0-0	0-0	2	2	4	2	4	0	1	0	0	23		
15	Rodriguez, Luis	g	0-0	0-0	0-0	0	0	0	0	0	0	0	0	0	5		
Team						4	1	5			2						
Totals			29-54	6-22	9-11	8	22	30	18	73	15	16	1	6	200		

FG % 1st Half: 13-26 50.0% 2nd half: 16-28 57.1% Game: 29-54 53.7% Deadball Rebounds: 1.2
 3FG % 1st Half: 4-14 28.6% 2nd half: 2-8 25.0% Game: 6-22 27.3%
 FT % 1st Half: 5-7 71.4% 2nd half: 4-4 100.0% Game: 9-11 81.8%

Arkansas 74 • 15-14, 6-10 SEC

#	Player	Total			3-Ptr			Rebounds			PF	TP	A	TO	Blk	Stl	Min
		FG-FGA	FG-FGA	FT-FTA	Off	Def	Tot										
10	GAFFORD, Daniel	f	7-9	0-0	3-8	0	2	2	1	17	0	1	2	0	28		
22	OSABUOHEN, Gabe	f	1-4	0-0	0-0	0	1	1	2	2	4	1	0	2	19		
00	SILLS, Desi	g	2-6	1-2	0-0	0	2	2	2	5	1	2	0	3	22		
01	JOE, Isaiah	g	3-8	2-6	1-1	0	2	2	2	9	2	0	2	1	32		
05	HARRIS, Jalen	g	3-4	0-0	4-5	0	1	1	3	10	9	1	0	0	28		
02	BAILEY, Adrio	g	3-5	0-0	0-0	1	3	4	1	6	0	1	0	2	16		
11	EMBERY-SIMPSON, K.	g	0-2	0-2	0-0	2	0	2	2	0	0	3	0	0	10		
13	JONES, Mason	g	7-10	6-8	2-4	0	3	3	2	22	2	4	0	1	29		
35	CHANEY, Reggie	g	1-1	0-0	1-2	1	1	2	0	3	2	0	0	1	16		
Team						0	2	2									
Totals			27-49	9-18	11-20	4	17	21	15	74	20	13	4	10	200		

FG % 1st Half: 13-24 54.2% 2nd half: 14-25 56.0% Game: 27-49 55.1% Deadball Rebounds: 3.1
 3FG % 1st Half: 4-8 50.0% 2nd half: 5-10 50.0% Game: 9-18 50.0%
 FT % 1st Half: 4-11 36.4% 2nd half: 7-9 77.8% Game: 11-20 55.0%

Officials: Todd Austin, Rob Florke, Gerald Williams
 Technical fouls: Ole Miss-None, Arkansas-None.
 Attendance: 17320
 Tickets Scanned: 9.942
 Fouled out: Ole Miss #12, Stevens (3:22.2H)

Score by periods	1st	2nd	Total
Ole Miss	35	38	73
Arkansas	34	40	74

Points	In	Off	2nd	Fast	Bench
	Paint	T/O	Chance	Break	
OM	34	12	13	8	22
AR	34	13	8	8	31

Last FG - OM 2nd-01:07, AR 2nd-00:05.
 Largest lead - OM by 8 1st-09:49, AR by 4 2nd-08:17.
 OM led for 27:00, AR led for 11:33. Game was tied for 01:25.
 Score tied - 4 times.
 Lead changed - 21 times.

GAME 31: OLE MISS AT MISSOURI

GAME 32: SEC TOURNAMENT



#14 KJ BUFFEN

6-7 • 220 • FR • F

Hometown: Gainesville, Ga.
High School: Gainesville

Buffen Facts

- Reclassified to from 2019 to 2018 class
- A four-star forward and the No. 7 player in the state of Georgia by ESPN.com
- Averaged 24.6 points per game and 9.6 rebounds per game last year
- Led the Red Elephants to a 25-5 record and a spot in the state championship game as a senior
- Earned first team all-state honors and getting named Region 8-AAAAAA Player of the Year

2018-19 GAME-BY-GAME STATISTICS

Date	Opponent	Min	FG	3-pt	FT	Pts	Rebs	A	TO	B	S
11-10	Western Michigan	23	2-6	0-0	2-3	6	4	3	0	1	1
11-16	Butler	24	3-6	0-1	3-7	9	3	1	1	1	1
11-20	Nicholls	18	3-6	0-0	1-2	7	5	1	2	1	0
11-23	Baylor	23	3-5	0-2	3-3	9	7	2	1	1	0
11-24	Cincinnati	28	0-1	0-0	2-3	2	6	0	2	1	0
11-28	San Diego	30	7-10	1-1	0-0	15	7	1	0	0	1
12-1	ULM	21	1-2	0-0	4-4	6	5	2	2	0	2
12-8	Illinois State	23	1-4	0-0	2-2	4	7	1	3	0	0
12-12	Southeastern Louisiana	17	1-2	0-0	1-4	3	3	0	0	1	0
12-16	Chattanooga	16	0-3	0-0	2-4	2	3	0	5	0	0
12-21	Middle Tennessee	19	1-3	0-1	1-3	3	9	3	3	0	1
12-29	Florida Gulf Coast	16	1-6	0-0	3-4	5	5	1	1	2	1
1-5	Vanderbilt	20	2-4	0-0	1-1	5	7	2	4	2	1
1-9	#10 Auburn	23	4-6	0-0	8-11	16	4	1	1	0	3
1-12	#14 Mississippi State	8	0-0	0-0	0-0	0	1	2	1	0	1
1-15	LSU	19	5-5	0-0	3-5	13	5	1	2	0	3
1-19	Arkansas	19	2-8	0-0	0-0	4	4	0	1	0	1
1-22	Alabama	0-4	0-1	1-4	1	1	1	0	0	1	0
1-26	#24 Iowa State	16	1-3	0-0	0-0	2	1	0	1	0	0
1-30	Florida (OT)	29	4-7	1-2	8-8	17	5	1	3	1	0
2/2	#21 Mississippi State*	21	0-2	0-0	0-0	1	4	0	3	0	0
2/6	Texas A&M	10	3-3	0-0	0-0	6	0	0	2	1	0
2/9	Georgia	15	2-2	0-0	0-0	4	4	0	1	0	1
2/13	Auburn*	26	0-4	0-1	0-1	0	3	3	1	0	2
2/16	Missouri	32	5-7	1-2	3-4	14	4	4	4	0	3
2/19	South Carolina	17	2-2	0-0	0-0	4	8	0	1	0	0
2/23	Georgia	25	3-7	0-2	2-2	8	4	2	3	1	1
2/27	#7 Tennessee	22	1-4	0-0	3-3	5	4	1	1	0	3
3/2	Arkansas	23	2-5	0-0	0-0	4	4	0	1	0	0
TOTALS		599	59-127	3-13	54-80	175	127	32	50	14	26

* Indicates start
Home games in bold

CAREER HIGHS

POINTS	17, at Florida (1/30/19)	THREE-POINTERS	1, 3x, MR: vs. Missouri (2/16/19)
REBOUNDS	9, vs. Middle Tennessee (12/21/18)	ASSISTS	4, vs. Missouri (2/16/19)
FIELD GOALS	7, vs. San Diego (11/28/18)	STEALS	3, 4x, MR: vs. Tennessee (2/27/19)
FREE THROWS	8, 2x, MR: at Florida (1/30/19)	BLOCKS	2, 2x, MR: at Vanderbilt (1/5/19)

CAREER STATISTICS

YEAR	G-GS	MIN/AVG	FG-FGA	PCT	3P-3PA	PCT	FT-FTA	PCT	REB-AVG	A	TO	B	S	PTS/AVG
2018-19	29-2	599/20.7	59-127	.465	3-13	.231	54-80	.675	127-4.4	32	50	14	26	175/6.0
TOTAL	29-2	599/20.7	59-127	.465	3-13	.231	54-80	.675	127-4.4	32	50	14	26	175/6.0



#20 D.C. DAVIS

5-11 • 185 • SR • G

Hometown: Purvis, Miss.
Last School: Jones County JC

Davis Facts

- Two-time winner of the dunk contest at Square Jam
- Earned All-MACJC second team honors last season at Jones County JC after averaging 15.9 ppg
- Played two seasons under Rebel All-American Rahim Lockhart and was teammates at Jones with current Rebel Bruce Stevens
- Made 63 threes in 27 games, shooting 48 percent from the field as a sophomore at Jones County

2018-19 GAME-BY-GAME STATISTICS

Date	Opponent	Min	FG	3-pt	FT	Pts	Rebs	A	TO	B	S
11-10	Western Michigan	14	4-4	2-2	2-2	12	1	2	0	0	3
11-16	Butler	9	0-1	0-1	2-2	2	0	0	1	0	0
11-20	Nicholls	16	1-2	0-1	6-8	8	2	0	0	0	0
11-23	Baylor	5	0-0	0-0	2-3	2	0	1	0	0	1
11-24	Cincinnati	6	0-1	0-0	0-0	0	0	0	0	0	0
11-28	San Diego	4	0-0	0-0	0-0	0	0	0	1	0	0
12-1	ULM	11	1-1	0-0	0-0	2	1	1	0	0	0
12-8	Illinois State	3	0-0	0-0	0-0	0	1	1	0	0	0
12-12	Southeastern Louisiana	11	1-4	0-1	0-0	2	2	1	0	0	0
12-16	Chattanooga	21	2-3	1-2	1-2	6	3	1	2	0	2
12-21	Middle Tennessee	16	0-1	0-1	0-0	0	2	1	0	0	0
12-29	Florida Gulf Coast	19	2-4	2-3	0-2	6	5	2	2	0	1
1-5	Vanderbilt	10	0-1	0-1	0-0	0	2	0	0	0	0
1-9	#10 Auburn	7	0-1	0-0	0-0	0	2	0	0	0	0
1-12	#14 Mississippi State	10	1-3	0-1	0-0	2	0	0	0	0	0
1-15	LSU	8	0-1	0-0	0-0	0	1	1	0	0	0
1-19	Arkansas*	27	3-5	0-1	1-1	7	2	4	0	0	1
1-22	Alabama	24	1-4	0-2	1-2	3	2	1	1	0	3
1-26	#24 Iowa State	6	0-0	0-0	0-0	0	1	0	0	0	0
1-30	Florida (OT)	11	0-0	0-0	0-0	0	1	0	0	0	0
2/2	#21 Mississippi State	12	0-0	0-0	0-0	0	1	2	0	0	0
2/6	Texas A&M	13	1-3	1-2	2-2	5	3	0	0	0	0
2/9	Georgia	15	2-5	0-3	0-0	4	2	3	1	0	0
2/13	Auburn	18	1-2	1-2	0-0	3	2	1	0	0	0
2/16	Missouri	7	0-0	0-0	0-0	0	0	0	0	0	0
2/19	South Carolina	5	0-0	0-0	0-0	0	1	0	0	0	0
2/23	Georgia	22	1-2	0-1	0-0	2	5	0	0	0	1
2/27	#7 Tennessee	15	0-0	0-0	0-0	0	2	0	0	0	0
3/2	Arkansas*	18	0-3	0-2	0-0	0	1	1	1	0	0
TOTALS		363	21-51	7-26	17-24	66	45	23	9	0	9

* Indicates start
Home games in bold

CAREER HIGHS

- POINTS**
12, vs. Western Michigan (11/10/18)
- REBOUNDS**
5, 2x, MR: vs. Georgia (2/23/19)
- FIELD GOALS**
4, vs. Western Michigan (11/10/18)
- FREE THROWS**
6, vs. Nicholls (11/20/18)
- THREE-POINTERS**
2, 2x, MR: vs. FGCU (12/29/18)
- ASSISTS**
4, vs. Arkansas (1/19/19)
- STEALS**
3, vs. Western Michigan (11/10/18)
- BLOCKS**

CAREER STATISTICS

YEAR	G-GS	MIN/AVG	FG-FGA	PCT	3P-3PA	PCT	FT-FTA	PCT	REB-AVG	A	TO	B	S	PTS/AVG
2017-18	5-1	16/3.2	1-2	.500	1-2	.500	2-4	.500	1-0.2	1	2	0	1	5/1.0
2018-19	29-2	363/12.5	21-51	.412	7-26	.269	17-24	.708	45-1.6	23	9	0	9	66/2.3
TOTAL	34-3	379/11.1	22-53	.415	8-28	.286	19-28	.679	46-1.4	24	11	0	10	71/2.1



#3 TERENCE DAVIS

6-4 • 205 • SR • G

Hometown: Southaven, Miss.
High School: Southaven

Davis Facts

- Nickname is "TD" and he was an all-state wide receiver in high school (over 20 Division I scholarship offers)
- 21 career 20-point games and four career 30-point games
- 9 career double-doubles (leads team)
- Second team Preseason All-SEC (coaches)
- Went from averaging 1.8 ppg as a freshman to 14.9 ppg as a sophomore, the biggest increase in the SEC

2018-19 GAME-BY-GAME STATISTICS

Date	Opponent	Min	FG	3-pt	FT	Pts	Rebs	A	TO	B	S
11-10	Western Michigan*	28	7-12	1-2	2-3	17	2	2	3	1	3
11-16	Butler*	37	10-16	6-9	4-5	30	4	5	4	2	0
11-20	Nicholls*	32	4-12	3-6	3-4	14	8	3	3	4	1
11-23	Baylor*	24	2-11	0-3	3-4	7	4	2	2	1	1
11-24	Cincinnati*	31	0-6	0-5	0-0	0	4	2	3	1	0
11-28	San Diego*	33	8-14	1-4	3-4	20	4	9	4	2	1
12-1	ULM*	25	7-16	1-6	0-0	15	8	3	3	0	1
12-8	Illinois State*	35	8-13	2-4	2-3	20	4	4	5	0	2
12-12	Southeastern Louisiana*	27	6-11	1-1	2-2	15	6	4	4	0	2
12-16	Chattanooga*	31	9-11	2-2	0-0	20	5	7	1	0	2
12-21	Middle Tennessee*	28	2-7	1-3	3-5	8	7	4	4	1	2
12-29	Florida Gulf Coast*	26	8-14	3-6	1-1	20	6	2	1	1	2
1-5	Vanderbilt*	21	4-8	2-4	1-2	11	5	1	2	0	1
1-9	#10 Auburn*	38	9-15	4-9	5-6	27	12	2	2	1	1
1-12	#14 Mississippi State*	28	5-10	2-5	0-0	12	5	3	2	0	0
1-15	LSU*	35	8-20	4-9	1-2	21	10	3	3	0	2
1-19	Arkansas*	32	6-11	2-5	4-5	18	9	7	3	0	5
1-22	Alabama*	19	3-7	2-5	2-4	10	3	0	5	0	0
1-26	#24 Iowa State*	35	4-14	1-5	7-8	16	6	4	3	0	2
1-30	Florida (OT)*	43	8-17	2-7	8-10	26	12	5	3	0	1
2/2	#21 Mississippi State*	33	7-13	1-4	0-0	15	8	2	3	1	0
2/6	Texas A&M*	34	6-13	1-4	6-6	19	8	5	3	0	7
2/9	Georgia*	31	4-14	1-4	3-4	12	5	4	2	0	4
2/13	Auburn*	13	3-6	2-4	0-2	8	4	1	2	0	0
2/16	Missouri*	37	3-10	1-5	2-2	9	4	4	1	0	3
2/19	South Carolina*	32	6-17	2-8	4-6	18	5	1	3	1	1
2/23	Georgia*	23	5-12	3-5	0-0	13	0	4	4	0	3
2/27	#7 Tennessee*	37	6-15	3-8	1-1	16	3	3	2	1	1
3/2	Arkansas	32	4-8	2-6	2-2	12	5	3	2	0	1
TOTALS		880	162-353	56-148	69-91	449	166	99	82	17	49

* Indicates start
Home games in bold

CAREER HIGHS

POINTS 33, vs. LSU (2/14/17)	THREE-POINTERS 6, 3x, MR: at Butler (11/16/18)
REBOUNDS 13, vs. Arkansas (2/13/18)	ASSISTS 9, vs. San Diego (11/28/18)
FIELD GOALS 13, vs. LSU (2/14/17)	STEALS 7, vs. Texas A&M (2/6/19)
FREE THROWS 8, 2x, MR: at Florida (1/30/19)	BLOCKS 4, vs. Nicholls (11/20/18)

CAREER STATISTICS

YEAR	G-GS	MIN/AVG	FG-FGA	PCT	3P-3PA	PCT	FT-FTA	PCT	REB-AVG	A	TO	B	S	PTS/AVG
2015-16	20-0	131/6.6	13-30	.433	3-11	.273	7-19	.368	18-0.9	6	5	2	7	36/1.8
2016-17	36-27	911/25.3	200-415	.482	49-147	.333	86-119	.723	190-5.3	63	74	18	50	535/14.9
2017-18	32-24	874/27.3	157-386	.407	59-186	.317	67-93	.720	198-6.2	66	72	28	29	440/13.5
2018-19	29-28	880/30.3	162-353	.459	56-148	.378	69-91	.758	166-5.7	99	82	17	49	449/15.5
TOTAL	117-79	2796/23.9	532-1184	.449	167-492	.339	229-322	.711	572-4.9	234	233	65	135	1460/12.5



#5 BRIAN HALUMS

6-5 • 188 • JR • G

Hometown: Hollandale, Miss.
Last School: Itawamba CC

Halums Facts

- Has the highest vertical on the team (41”)
- Spent two years at Itawamba Community College, earning all-state and all-league accolades during both seasons
- Earned NJCAA All-America Second Team honors after finishing 37th in the country in scoring (19.6 ppg); recorded a career-high 41 points against Southern-Shreveport
- Two-time all-state honoree at Simmons High School

2018-19 GAME-BY-GAME STATISTICS

Date	Opponent	Min	FG	3-pt	FT	Pts	Rebs	A	TO	B	S
11-10	Western Michigan	4	2-4	0-0	2-2	6	2	0	0	0	0
11-16	Butler	DNP									
11-20	Nicholls	1	0-1	0-0	0-0	0	0	0	0	0	0
11-23	Baylor	DNP									
11-24	Cincinnati	7	0-3	0-0	0-0	0	1	0	0	0	0
11-28	San Diego	DNP									
12-1	ULM	7	0-2	0-1	1-2	1	1	2	0	0	0
12-8	Illinois State	DNP									
12-12	Southeastern Louisiana	1	0-0	0-0	1-2	1	0	0	0	0	0
12-16	Chattanooga	1	0-0	0-0	2-2	2	0	0	0	0	0
12-21	Middle Tennessee	DNP									
12-29	Florida Gulf Coast	3	0-2	0-1	0-0	0	0	0	0	0	0
1-5	Vanderbilt	DNP									
1-9	#10 Auburn	DNP									
1-12	#14 Mississippi State	DNP									
1-15	LSU	DNP									
1-19	Arkansas	DNP									
1-22	Alabama	11	2-6	1-2	0-0	5	0	0	1	0	0
1-26	#24 Iowa State	2	0-1	0-1	2-2	2	0	0	0	0	0
1-30	Florida (OT)	DNP									
2/2	#21 Mississippi State	1	0-0	0-0	0-0	0	1	0	0	0	0
2/6	Texas A&M	DNP									
2/9	Georgia	1	0-0	0-0	0-2	0	0	0	0	0	0
2/13	Auburn	DNP									
2/16	Missouri	DNP									
2/19	South Carolina	DNP									
2/23	Georgia	DNP									
2/27	#7 Tennessee	DNP									
3/2	Arkansas	DNP									
TOTALS		39	4-19	1-5	8-12	17	5	2	1	0	0

* Indicates start

Home games in bold

CAREER HIGHS

POINTS

6, vs. Western Michigan (11/10/18)

REBOUNDS

2, vs. Western Michigan (11/10/18)

FIELD GOALS

2, 2x, MR: at Alabama (1/22/19)

FREE THROWS

2, 3x, MR: vs. Iowa State (1/26/19)

THREE-POINTERS

1, at Alabama (1/22/19)

ASSISTS

2, vs. ULM (12/1/18)

STEALS

BLOCKS

CAREER STATISTICS

YEAR	G-GS	MIN/AVG	FG-FGA	PCT	3P-3PA	PCT	FT-FTA	PCT	REB-AVG	A	TO	B	S	PTS/AVG
2018-19	11-0	39/3.5	4-19	.211	1-5	.200	8-12	.667	5-0.5	2	1	0	0	17/1.5
TOTAL	11-0	39/3.5	4-19	.211	1-5	.200	8-12	.667	5-0.5	2	1	0	0	17/1.5



#0 BLAKE HINSON

6-7 • 229 • FR • G/F

Hometown: Deltona, Fla.
High School: Sunrise Christian Academy (Kan.)

Hinson Facts

- Reclassified to from 2019 to 2018 class
- Rated the No. 102 player in the country and a four-star prospect by Rivals.com
- Named the No. 1 player in the state of Kansas by 247Sports
- Spent the past season at basketball powerhouse Sunrise Christian Academy
- Averaged 15 points, six rebounds, and two steals per game to lead Sunrise Christian to a championship at the Saint James Invitational, the Quincy Shootout and the Lighthouse Classic

2018-19 GAME-BY-GAME STATISTICS

Date	Opponent	Min	FG	3-pt	FT	Pts	Rebs	A	TO	B	S
11-10	Western Michigan*	21	2-6	2-5	0-0	6	2	0	0	0	1
11-16	Butler*	29	2-7	1-3	1-2	6	5	2	2	0	0
11-20	Nicholls*	27	2-3	2-3	2-3	8	5	3	1	0	0
11-23	Baylor*	29	3-10	1-6	2-2	9	3	1	1	1	1
11-24	Cincinnati*	14	1-5	1-5	0-0	3	1	0	1	1	0
11-28	San Diego*	28	4-7	2-4	5-6	15	3	1	1	1	2
12-1	ULM*	22	6-8	4-5	1-1	17	3	4	1	0	0
12-8	Illinois State*	28	2-3	1-2	0-0	5	3	1	1	1	0
12-12	Southeastern Louisiana*	26	4-9	1-3	0-1	9	4	3	0	0	1
12-16	Chattanooga*	25	2-4	0-1	1-2	5	2	1	2	1	0
12-21	Middle Tennessee*	25	3-8	0-2	2-2	8	2	0	0	0	0
12-29	Florida Gulf Coast*	23	3-6	1-3	4-5	11	1	3	1	0	0
1-5	Vanderbilt*	28	3-6	1-2	4-4	11	3	1	1	0	1
1-9	#10 Auburn*	22	3-6	1-3	0-0	7	4	4	4	0	3
1-12	#14 Mississippi State*	38	8-16	5-11	5-8	26	5	1	2	1	2
1-15	LSU*	29	2-8	1-5	0-2	5	1	1	1	0	1
1-19	Arkansas*	19	1-5	0-3	1-2	3	4	1	3	0	0
1-22	Alabama*	22	2-6	1-2	0-0	5	4	0	1	0	0
1-26	#24 Iowa State*	30	3-10	3-8	4-4	13	5	0	0	0	1
1-30	Florida (OT)*	20	1-3	0-2	0-0	2	3	1	1	0	0
2/2	#21 Mississippi State	27	3-7	1-3	0-1	7	1	1	0	0	0
2/6	Texas A&M*	31	3-11	2-7	3-4	11	3	2	1	1	2
2/9	Georgia*	26	4-7	3-5	2-2	13	2	1	0	0	0
2/13	Auburn	DNP									
2/16	Missouri*	11	1-3	1-3	0-0	3	1	2	0	0	0
2/19	South Carolina*	23	3-10	2-5	0-0	8	1	0	0	1	0
2/23	Georgia*	23	1-3	1-3	0-0	3	0	0	0	0	0
2/27	#7 Tennessee*	21	4-9	2-7	4-4	14	3	0	0	0	0
3/2	Arkansas*	21	3-7	1-5	0-0	7	4	2	1	0	0
TOTALS		688	79-193	41-116	41-55	240	78	36	26	8	15

* Indicates start
Home games in bold

CAREER HIGHS

- POINTS**
26, at Mississippi State (1/12/19)
- REBOUNDS**
5, 4x, MR: vs. Iowa State (1/26/19)
- FIELD GOALS**
8, at Mississippi State (1/12/19)
- FREE THROWS**
5, 2x, MR: at Mississippi State (1/12/19)
- THREE-POINTERS**
5, at Mississippi State (1/12/19)
- ASSISTS**
4, 2x, MR: vs. Auburn (1/9/19)
- STEALS**
3, vs. Auburn (1/9/19)
- BLOCKS**
1, 8x, MR: at South Carolina (2/19/19)

CAREER STATISTICS

YEAR	G-GS	MIN/AVG	FG-FGA	PCT	3P-3PA	PCT	FT-FTA	PCT	REB-AVG	A	TO	B	S	PTS/AVG
2018-19	28-27	688/24.6	79-193	.409	41-116	.353	41-55	.745	78-2.8	36	26	8	15	240/8.6
TOTAL	28-27	688/24.6	79-193	.409	41-116	.353	41-55	.745	78-2.8	36	26	8	15	240/8.6



#30 ANTONIO MORGANO

5-10 • 173 • SO • G

Hometown: Morgantown, W. Va.
High School: Morgantown

Morgano Facts

- Is an expert at playing the piano
- Redshirted the 2016-17 season
- Named honorable mention all-state as a high school senior
- Led Morgantown to a 27-0 record and Class AAA State Championship, the first state title in the school's 103-year history

2018-19 GAME-BY-GAME STATISTICS

Date	Opponent	Min	FG	3-pt	FT	Pts	Rebs	A	TO	B	S
11-10	Western Michigan	2	0-1	0-1	0-0	0	1	0	0	0	0
11-16	Butler	DNP									
11-20	Nicholls	0+	0-0	0-0	0-0	0	0	0	0	0	0
11-23	Baylor	DNP									
11-24	Cincinnati	DNP									
11-28	San Diego	DNP									
12-1	ULM	1	0-0	0-0	0-0	0	0	0	0	0	0
12-8	Illinois State	DNP									
12-12	Southeastern Louisiana	DNP									
12-16	Chattanooga	1	0-0	0-0	0-0	0	0	0	0	0	0
12-21	Middle Tennessee	0+	0-0	0-0	0-0	0	0	0	0	0	0
12-29	Florida Gulf Coast	1	1-1	0-0	0-0	2	0	0	0	0	0
1-5	Vanderbilt	DNP									
1-9	#10 Auburn	DNP									
1-12	#14 Mississippi State	DNP									
1-15	LSU	DNP									
1-19	Arkansas	DNP									
1-22	Alabama	DNP									
1-26	#24 Iowa State	DNP									
1-30	Florida (OT)	DNP									
2/2	#21 Mississippi State	DNP									
2/6	Texas A&M	DNP									
2/9	Georgia	DNP									
2/13	Auburn	DNP									
2/16	Missouri	DNP									
2/19	South Carolina	DNP									
2/23	Georgia	DNP									
2/27	#7 Tennessee	DNP									
3/2	Arkansas	DNP									
TOTALS		5	1-2	0-1	0-0	2	1	0	0	0	0

* Indicates start
Home games in bold

CAREER HIGHS

POINTS 2, vs. FGCU (12/29/18)	THREE-POINTERS ---
REBOUNDS 1, vs. Western Michigan (11/10/18)	ASSISTS ---
FIELD GOALS 1, vs. FGCU (12/29/18)	STEALS ---
FREE THROWS ---	BLOCKS ---

CAREER STATISTICS

YEAR	G-GS	MIN/AVG	FG-FGA	PCT	3P-3PA	PCT	FT-FTA	PCT	REB-AVG	A	TO	B	S	PTS/AVG
2017-18	1-0	1/1.0	0-0	.000	0-0	.000	0-0	.000	0-0	0	1	0	0	0/0.0
2018-19	6-0	5/0.8	0-1	.000	0-1	.000	0-0	.000	1-0.2	0	0	0	0	2/0.3
TOTAL	7-0	6/0.9	1-2	.500	0-1	.000	0-0	.000	1-0.1	0	1	0	0	2/0.3



#1 ZACH NAYLOR

6-8 • 220 • JR • F

Hometown: Houston, Texas
Last School: Weatherford

Naylor Facts

- Two-time all-region at Weatherford, leading the team in scoring (18.2 ppg) as a sophomore
- Scored at least 20 points in nine different games at Weatherford, including a career-high 39-point outburst
- As a freshman, led the North Texas Junior College Athletic Conference in scoring by averaging 20.0 points per game (25th nationally) to earn freshman of the year honors
- Earned three letters at William B. Travis High School in Richmond, Texas, collecting district MVP and all-region honors

2018-19 GAME-BY-GAME STATISTICS

Date	Opponent	Min	FG	3-pt	FT	Pts	Rebs	A	TO	B	S
11-10	Western Michigan	8	0-0	0-0	0-0	0	1	0	1	0	0
11-16	Butler	DNP									
11-20	Nicholls	2	0-0	0-0	0-0	0	2	0	0	0	0
11-23	Baylor	3	0-0	0-0	0-0	0	0	1	0	0	0
11-24	Cincinnati	5	0-0	0-0	0-0	0	0	0	0	0	0
11-28	San Diego	4	0-1	0-1	0-0	0	1	0	0	0	0
12-1	ULM	4	0-0	0-0	0-0	0	0	0	0	0	0
12-8	Illinois State	DNP									
12-12	Southeastern Louisiana	8	0-0	0-0	0-0	0	1	0	1	0	0
12-16	Chattanooga	1	0-1	0-0	2-2	2	1	0	0	0	1
12-21	Middle Tennessee	3	0-1	0-1	0-0	0	1	0	0	0	0
12-29	Florida Gulf Coast	11	2-3	1-2	0-0	5	3	1	1	0	1
1-5	Vanderbilt	8	0-0	0-0	0-0	0	1	2	0	1	0
1-9	#10 Auburn	DNP									
1-12	#14 Mississippi State	1	0-0	0-0	0-0	0	0	0	0	0	0
1-15	LSU	DNP									
1-19	Arkansas	2	0-0	0-0	0-0	0	1	0	0	0	0
1-22	Alabama	0+	0-1	0-1	0-0	0	0	0	0	0	0
1-26	#24 Iowa State	DNP									
1-30	Florida (OT)	DNP									
2/2	#21 Mississippi State	DNP									
2/6	Texas A&M	DNP									
2/9	Georgia	1	0-0	0-0	0-0	0	0	0	0	0	0
2/13	Auburn	15	2-3	1-2	0-0	5	4	1	2	0	0
2/16	Missouri	1	0-0	0-0	0-0	0	0	0	0	0	0
2/19	South Carolina	9	1-2	0-0	0-0	2	1	0	0	0	0
2/23	Georgia	DNP									
2/27	#7 Tennessee	DNP									
3/2	Arkansas	DNP									
TOTALS		86	5-12	2-7	2-2	14	17	5	6	1	2

* Indicates start
Home games in bold

CAREER HIGHS

- POINTS**
5, 2x, MR: at Auburn (2/13/19)
- REBOUNDS**
4, at Auburn (2/13/19)
- FIELD GOALS**
2, 2x, MR: at Auburn (2/13/19)
- FREE THROWS**
2, vs. Chattanooga (12/16/18)
- THREE-POINTERS**
1, 2x, MR: at Auburn (2/13/19)
- ASSISTS**
2, at Vanderbilt (1/5/19)
- STEALS**
1, 2x, MR: vs. FGCU (12/29/18)
- BLOCKS**
1, at Vanderbilt (1/5/19)

CAREER STATISTICS

YEAR	G-GS	MIN/AVG	FG-FGA	PCT	3P-3PA	PCT	FT-FTA	PCT	REB-AVG	A	TO	B	S	PTS/AVG
2018-19	18-0	86/4.8	5-12	.417	2-7	.286	2-2	1.000	17-0.9	5	6	1	2	14/0.8
TOTAL	18-0	86/4.8	5-12	.417	2-7	.286	2-2	1.000	17-0.9	5	6	1	2	14/0.8



#13 DOMINIK OLEJNICZAK

7-0 • 260 • JR • C

Hometown: Torun, Poland
Last School: Drake

Olejniczak Facts

- Joined former Rebel Tomasz Gielo and played in two FIBA World Cup qualifying games for Polish national team over the summer

- His mother was a professional basketball player in Europe

- Not related to Dominic Olejniczak, president of the Green Bay Packers from 1958-82.

- Transferred from Drake where he averaged 6.5 points and 4.1 rebounds as a freshman (2015-16)

- Chose Ole Miss over Arizona, California and Colorado

2018-19 GAME-BY-GAME STATISTICS

Date	Opponent	Min	FG	3-pt	FT	Pts	Rebs	A	TO	B	S
11-10	Western Michigan*	19	3-4	0-0	2-2	8	3	1	2	2	1
11-16	Butler*	19	1-4	0-0	0-0	2	2	0	3	0	0
11-20	Nicholls	14	3-3	0-0	0-0	6	2	0	1	1	0
11-23	Baylor	7	0-0	0-0	0-0	0	3	0	1	1	0
11-24	Cincinnati	14	2-4	0-0	2-2	6	2	0	0	1	1
11-28	San Diego	14	2-3	0-0	0-0	4	4	0	0	0	0
12-1	ULM*	21	4-4	0-0	0-0	8	3	2	1	2	1
12-8	Illinois State	25	4-6	0-0	1-1	9	7	1	3	1	0
12-12	Southeastern Louisiana	17	4-5	0-0	1-1	9	1	1	0	0	1
12-16	Chattanooga*	26	2-3	0-0	3-5	7	2	1	1	2	3
12-21	Middle Tennessee*	12	5-6	0-0	0-0	10	3	0	3	0	0
12-29	Florida Gulf Coast*	16	1-2	0-0	0-0	2	5	0	0	1	0
1-5	Vanderbilt*	25	4-6	0-0	0-1	8	3	0	0	2	1
1-9	#10 Auburn*	29	1-2	0-0	9-12	11	7	2	2	0	1
1-12	#14 Mississippi State*	19	3-4	0-0	0-0	6	1	1	1	2	0
1-15	LSU*	19	3-7	0-0	1-2	7	5	0	1	1	1
1-19	Arkansas*	22	5-7	0-0	3-3	13	5	1	1	2	0
1-22	Alabama*	24	2-4	0-0	0-0	4	6	1	3	1	1
1-26	#24 Iowa State*	25	3-7	0-0	0-0	6	5	0	0	0	0
1-30	Florida (OT)*	25	3-7	0-0	0-0	6	2	0	0	0	2
2/2	#21 Mississippi State*	12	0-2	0-0	0-0	0	0	2	1	1	0
2/6	Texas A&M*	33	2-6	0-0	2-2	6	4	2	1	1	1
2/9	Georgia*	16	1-3	0-0	0-0	2	2	0	0	1	0
2/13	Auburn*	17	0-1	0-0	0-0	0	3	0	1	0	1
2/16	Missouri*	16	2-4	0-0	2-2	6	1	1	1	2	0
2/19	South Carolina*	16	1-3	0-0	1-2	3	2	1	1	2	0
2/23	Georgia*	22	2-5	0-0	2-2	6	5	3	2	0	1
2/27	#7 Tennessee	9	1-2	0-0	0-0	2	0	0	0	1	1
3/2	Arkansas	17	3-4	0-0	0-1	6	1	0	1	0	0
TOTALS		550	67-118	0-0	29-38	157	89	20	31	27	17

* Indicates start
Home games in bold

CAREER HIGHS

POINTS
16, at Texas (1/27/18)
REBOUNDS
10, at Auburn (1/9/18)
FIELD GOALS
7, at Texas (1/27/18)
FREE THROWS
9, vs. Auburn (1/9/19)

THREE-POINTERS
--
ASSISTS
3, vs. Georgia (2/23/19)
STEALS
3, 2x, MR: vs. Chattanooga (12/16/18)
BLOCKS
3, 2x, MR: at Kentucky (2/28/18)

CAREER STATISTICS

YEAR	G-GS	MIN/AVG	FG-FGA	PCT	3P-3PA	PCT	FT-FTA	PCT	REB-AVG	A	TO	B	S	PTS/AVG
2017-18	32-11	450/14.1	60-113	.531	0-0	.000	18-28	.643	83-2.6	13	29	20	14	138/4.3
2018-19	29-21	550/19.0	67-118	.568	0-0	.000	29-38	.763	89/3.1	20	31	27	17	163/5.6
TOTAL	61-32	1000/16.4	127-231	.550	0-0	.000	47-66	.712	172-2.8	33	60	47	31	301/4.9



#15 LUIS RODRIGUEZ

6-6 • 202 • FR • G/F

Hometown: Los Angeles, Calif.
High School: Woodstock Academy (Conn.)

Rodriguez Facts

- Rated a four-star small forward and the No. 1 player out of the state of Connecticut (No. 143 nationally) by 247Sports

- Spent the past season at Woodstock Academy in Connecticut, averaging 14 points per game, seven rebounds per game and three assists per game

- Earned first team all-conference honors, while leading the team to a 35-5 record, Power 5 Conference title and the No. 3 national ranking

- Averaged a double-double in his final season at Westchester High School (19.0 ppg, 10.0 rpg) in Los Angeles

2018-19 GAME-BY-GAME STATISTICS

Date	Opponent	Min	FG	3-pt	FT	Pts	Rebs	A	TO	B	S
11-10	Western Michigan	8	1-2	0-0	0-0	2	0	2	0	0	0
11-16	Butler	1	0-0	0-0	0-0	0	0	0	0	0	0
11-20	Nicholls	2	0-1	0-0	0-0	0	1	2	0	0	0
11-23	Baylor	5	0-1	0-0	2-2	2	2	0	1	0	0
11-24	Cincinnati	6	0-0	0-0	0-0	0	0	0	1	0	0
11-28	San Diego	4	0-1	0-0	0-0	0	1	0	0	1	0
12-1	ULM	11	1-2	0-0	0-0	2	4	1	0	1	2
12-8	Illinois State	1	1-1	0-0	0-0	2	1	0	0	0	0
12-12	Southeastern Louisiana	4	1-1	0-0	0-0	2	1	1	1	0	0
12-16	Chattanooga	9	1-2	0-1	0-0	2	2	3	0	0	1
12-21	Middle Tennessee	9	1-2	0-0	0-0	2	3	0	0	2	1
12-29	Florida Gulf Coast	8	0-1	0-0	0-0	0	0	1	0	0	0
1-5	Vanderbilt	DNP									
1-9	#10 Auburn	DNP									
1-12	#14 Mississippi State	4	0-0	0-0	0-0	0	0	1	0	0	0
1-15	LSU	3	0-0	0-0	0-0	0	0	0	0	1	0
1-19	Arkansas	DNP									
1-22	Alabama	18	2-2	0-0	3-4	7	1	1	1	1	0
1-26	#24 Iowa State	5	0-0	0-0	0-0	0	2	0	0	0	0
1-30	Florida (OT)	DNP									
2/2	#21 Mississippi State	DNP									
2/6	Texas A&M	8	0-2	0-1	0-0	0	2	1	0	0	0
2/9	Georgia	2	0-0	0-0	0-0	0	0	1	0	0	1
2/13	Auburn	15	1-2	0-0	0-0	2	3	0	1	1	0
2/16	Missouri	2	0-0	0-0	0-0	0	1	0	1	0	0
2/19	South Carolina	7	0-1	0-0	2-2	2	2	0	1	0	0
2/23	Georgia	2	0-0	0-0	0-0	0	0	0	0	0	0
2/27	#7 Tennessee	DNP									
3/2	Arkansas	5	0-0	0-0	0-0	0	0	0	0	0	0
TOTALS		139	9-21	0-2	7-8	25	26	14	7	7	5

* Indicates start
Home games in bold

CAREER HIGHS

POINTS
7, at Alabama (1/22/19)
REBOUNDS
4, vs. ULM (12/1/18)
FIELD GOALS
2, at Alabama (1/22/19)
FREE THROWS
3, at Alabama (1/22/19)

THREE-POINTERS

ASSISTS
3, vs. Chattanooga (12/16/18)
STEALS
2, vs. ULM (12/1/18)
BLOCKS
2, vs. Middle Tennessee (12/21/18)

CAREER STATISTICS

YEAR	G-GS	MIN/AVG	FG-FGA	PCT	3P-3PA	PCT	FT-FTA	PCT	REB-AVG	A	TO	B	S	PTS/AVG
2018-19	23-0	139/6.0	9-21	.429	0-2	.000	7-8	.875	26/1.1	14	7	7	5	25/1.1
TOTAL	23-0	139/6.0	9-21	.429	0-2	.000	7-8	.875	26/1.1	14	7	7	5	25/1.1



#2 DEVONTAE SHULER

6-2 • 192 • SO • G

Hometown: Irmo, S.C.
High School: Oak Hill Academy

Shuler Facts

- His 14 points in the opener last season were the most by a Rebel in a debut since Trevor Gaskins in 2007.
- 4-star guard rated the No. 100 player in the nation by 247Sports and Scout.com out of high school
- Helped lead perennial powerhouse Oak Hill Academy to a national championship as a junior
- Chose Ole Miss over Miami (Fla.), Oklahoma State, South Carolina and USC

2018-19 GAME-BY-GAME STATISTICS

Date	Opponent	Min	FG	3-pt	FT	Pts	Rebs	A	TO	B	S
11-10	Western Michigan*	29	5-6	3-4	0-0	13	1	0	0	0	2
11-16	Butler*	37	1-6	1-4	1-2	4	8	5	1	0	3
11-20	Nicholls*	34	3-6	1-2	2-2	9	7	6	3	0	3
11-23	Baylor*	38	1-5	0-2	2-3	4	4	3	3	0	2
11-24	Cincinnati*	33	9-14	2-5	4-4	24	6	0	1	1	1
11-28	San Diego*	37	4-8	1-2	4-5	13	3	4	4	0	0
12-1	ULM*	29	1-5	1-4	0-0	3	3	6	1	0	0
12-8	Illinois State*	31	3-6	0-2	2-2	8	5	2	3	0	4
12-12	Southeastern Louisiana*	32	7-10	3-4	2-2	19	2	3	1	1	1
12-16	Chattanooga*	31	3-6	2-4	1-1	9	4	3	2	1	1
12-21	Middle Tennessee*	30	3-8	1-2	0-0	7	4	2	1	1	2
12-29	Florida Gulf Coast*	26	4-8	1-4	2-3	11	2	5	0	0	1
1-5	Vanderbilt*	37	2-10	0-4	7-8	11	7	6	2	0	2
1-9	#10 Auburn*	35	5-9	2-3	2-2	14	1	0	1	0	2
1-12	#14 Mississippi State*	36	3-7	2-4	2-3	10	6	1	3	0	0
1-15	LSU*	31	1-6	1-4	3-4	6	2	6	1	0	1
1-19	Arkansas	25	1-6	1-3	0-0	3	2	3	3	0	2
1-22	Alabama*	17	1-3	0-2	0-0	2	1	1	1	0	0
1-26	#24 Iowa State*	35	4-7	2-3	0-0	10	3	4	1	0	3
1-30	Florida (OT)*	36	4-8	0-1	1-1	9	9	2	3	0	4
2/2	#21 Mississippi State*	29	4-8	3-4	3-3	14	4	5	2	0	3
2/6	Texas A&M*	27	1-4	1-3	0-0	3	4	3	1	0	3
2/9	Georgia*	34	3-7	2-4	0-0	8	7	1	2	0	0
2/13	Auburn*	37	5-16	4-13	3-4	17	2	4	2	0	2
2/16	Missouri*	35	4-9	1-4	3-3	12	3	3	0	0	5
2/19	South Carolina*	35	2-7	1-4	1-2	6	7	2	2	1	1
2/23	Georgia*	36	6-14	4-10	0-0	16	3	3	3	0	1
2/27	#7 Tennessee*	31	3-6	2-2	0-0	8	3	2	2	0	0
3/2	Arkansas*	31	4-7	0-1	4-4	12	6	4	4	0	3
TOTALS		934	97-222	42-108	49-58	285	120	89	53	5	52

* Indicates start
Home games in bold

CAREER HIGHS

POINTS	24, vs. Cincinnati (11/24/18)	THREE-POINTERS	4, 3x, MR: vs. Georgia (2/23/19)
REBOUNDS	9, at Florida (1/30/19)	ASSISTS	6, 2x, MR: vs. ULM (12/1/18)
FIELD GOALS	9, vs. Cincinnati (11/24/18)	STEALS	5, vs. Missouri (2/16/19)
FREE THROWS	7, at Vanderbilt (1/5/19)	BLOCKS	1, 8x, MR: at South Carolina (2/19/19)

CAREER STATISTICS

YEAR	G-GS	MIN/AVG	FG-FGA	PCT	3P-3PA	PCT	FT-FTA	PCT	REB-AVG	A	TO	B	S	PTS/AVG
2017-18	32-9	603/18.8	74-210	.352	30-116	.259	15-20	.750	87-2.7	34	25	3	32	193/6.0
2018-19	29-28	934/32.2	97-222	.437	42-108	.389	49-58	.845	120-4.1	89	53	5	52	285/9.8
TOTAL	61-37	1537/25.2	171-432	.396	72-224	.321	64-78	.821	207-3.4	123	78	8	84	478/7.8



#12 BRUCE STEVENS

6-8 • 252 • SR • F

Hometown: Louin, Miss.
Last School: Jones County JC

Stevens Facts

- Scored 27 points versus Illinois State, one of three 20-point games last season.
- No. 6 junior college player according to JUCORecruiting.com
- Earned NJCAA first team All-America honors as a sophomore, averaging 16.2 points and 11.6 rebounds per game
- His hometown of Louin, Mississippi has one stoplight and a population of 269.

2018-19 GAME-BY-GAME STATISTICS

Date	Opponent	Min	FG	3-pt	FT	Pts	Rebs	A	TO	B	S
11-10	Western Michigan	18	2-5	2-3	0-0	6	5	1	3	0	2
11-16	Butler	10	3-5	0-2	0-0	6	1	0	0	0	0
11-20	Nicholls*	18	6-10	0-2	1-2	13	4	0	1	0	0
11-23	Baylor*	33	7-13	1-2	2-2	17	8	1	4	0	1
11-24	Cincinnati*	24	3-6	0-1	2-2	8	3	0	1	0	1
11-28	San Diego*	18	2-3	0-1	0-0	4	3	2	0	0	1
12-1	ULM	18	4-8	1-4	0-0	9	7	1	1	0	0
12-8	Illinois State*	15	5-7	1-1	0-0	11	4	0	0	0	1
12-12	Southeastern Louisiana*	23	3-6	0-1	0-0	6	7	0	1	0	0
12-16	Chattanooga	15	6-7	1-2	2-2	15	1	1	0	2	0
12-21	Middle Tennessee	26	4-9	2-6	2-4	12	4	2	1	0	1
12-29	Florida Gulf Coast	22	4-5	1-2	2-2	11	4	1	0	0	1
1-5	Vanderbilt	15	2-6	0-2	0-0	4	3	0	1	0	0
1-9	#10 Auburn	11	1-4	0-3	0-0	2	2	2	1	1	1
1-12	#14 Mississippi State	21	2-6	2-4	0-0	6	8	1	1	0	0
1-15	LSU	20	2-6	0-3	1-2	5	6	1	2	1	0
1-19	Arkansas	18	6-7	2-3	0-0	14	7	1	0	0	1
1-22	Alabama	23	3-5	1-2	0-0	7	6	0	1	0	0
1-26	#24 Iowa State	10	1-5	0-2	0-0	2	3	1	0	0	1
1-30	Florida (OT)	20	3-6	0-2	0-1	6	1	0	2	0	0
2/2	#21 Mississippi State	28	5-10	1-3	2-2	13	1	0	0	0	0
2/6	Texas A&M	7	1-1	1-1	0-0	3	3	0	3	1	0
2/9	Georgia	23	1-3	0-1	4-4	6	9	1	1	0	2
2/13	Auburn	23	1-5	1-3	2-2	5	5	0	0	1	0
2/16	Missouri	22	5-11	3-7	4-4	17	4	0	0	1	1
2/19	South Carolina	16	1-5	0-2	0-0	2	3	1	1	2	0
2/23	Georgia	18	3-5	1-1	0-0	7	5	1	1	0	1
2/27	#7 Tennessee*	31	4-12	0-3	2-2	10	10	3	2	0	0
3/2	Arkansas*	23	5-6	1-2	1-2	12	2	0	1	1	2
TOTALS		569	95-187	22-71	27-33	239	129	21	29	10	17

* Indicates start
Home games in bold

CAREER HIGHS

POINTS

27, vs. Illinois State (12/16/17)

REBOUNDS

13, 2x, MR: vs. South Carolina (3/7/18)

FIELD GOALS

9, at Texas A&M (1/16/18)

FREE THROWS

13, vs. Illinois State (12/16/17)

THREE-POINTERS

3, 2x, MR: vs. Missouri (2/16/19)

ASSISTS

3, 5x, MR: vs. Tennessee (2/27/19)

STEALS

3, at Missouri (2/20/18)

BLOCKS

2, 5x, MR: at South Carolina (2/19/19)

CAREER STATISTICS

YEAR	G-GS	MIN/AVG	FG-FGA	PCT	3P-3PA	PCT	FT-FTA	PCT	REB-AVG	A	TO	B	S	PTS/AVG
2017-18	32-19	715/22.3	121-235	.515	14-51	.275	89-117	.761	171-5.3	38	35	16	16	345/10.8
2018-19	29-8	569/19.6	95-187	.508	22-71	.310	27-33	.818	129-4.4	21	29	10	17	239/8.2
TOTAL	61-27	1284/21.0	216-422	.512	36-122	.295	116-150	.773	300-4.9	59	64	26	33	584/9.6



#4 BREEIN TYREE

6-2 • 195 • JR • G

Hometown: Somerset, N.J.
High School: St. Joseph's

Tyree Facts

- Serves as Chair of the SEC Men's Basketball Leadership Council
- 19 career 20-point games, including two 30-point games
- In each of his last two seasons, his scoring production increased in SEC play.
- Tore his ACL heading into his freshman season, but bounced back to start the final 20 games of the 2016-17 campaign
- Cousin is David Tyree, Super Bowl champion and former wide receiver of the New York Giants, and he also was high school teammates with Karl Anthony-Towns.

2018-19 GAME-BY-GAME STATISTICS

Date	Opponent	Min	FG	3-pt	FT	Pts	Rebs	A	TO	B	S
11-10	Western Michigan*	26	5-11	0-5	4-6	14	4	3	2	1	2
11-16	Butler*	35	6-11	3-6	2-3	17	4	1	3	0	0
11-20	Nicholls*	36	4-10	0-3	2-2	10	4	6	4	0	0
11-23	Baylor*	33	6-11	3-5	13-17	28	2	3	0	0	2
11-24	Cincinnati*	32	4-11	0-5	6-6	14	1	1	2	1	0
11-28	San Diego*	28	6-7	2-3	8-8	22	6	3	4	0	2
12-1	ULM*	30	8-15	4-9	0-1	20	3	3	2	0	1
12-8	Illinois State*	39	6-17	3-10	7-7	22	7	6	1	0	0
12-12	Southeastern Louisiana*	34	1-5	1-3	0-0	3	3	3	1	1	0
12-16	Chattanooga*	23	7-12	3-4	3-5	20	3	3	1	0	1
12-21	Middle Tennessee*	32	10-13	4-6	0-0	24	2	1	4	0	2
12-29	Florida Gulf Coast*	29	5-8	3-4	1-1	14	3	6	4	1	4
1-5	Vanderbilt*	36	11-16	3-5	6-6	31	4	3	2	1	0
1-9	#10 Auburn*	35	1-10	0-1	3-6	5	5	2	6	0	0
1-12	#14 Mississippi State*	35	5-12	1-6	8-9	19	1	5	0	0	0
1-15	LSU*	36	5-11	2-7	0-0	12	2	1	6	0	0
1-19	Arkansas*	36	7-15	2-7	6-6	22	4	2	2	1	3
1-22	Alabama*	26	4-8	1-3	0-0	9	4	2	2	1	0
1-26	#24 Iowa State*	36	9-22	2-5	2-3	22	0	1	3	0	1
1-30	Florida (OT)*	41	6-15	3-9	5-6	20	4	1	4	0	0
2/2	#21 Mississippi State*	37	7-15	5-7	6-6	25	1	2	4	2	3
2/6	Texas A&M*	37	7-15	3-8	5-5	22	4	3	1	0	1
2/9	Georgia*	36	11-22	3-8	6-7	31	1	1	3	1	2
2/13	Auburn*	36	6-12	4-8	4-4	20	4	2	4	0	3
2/16	Missouri*	37	3-6	2-3	6-8	14	2	3	2	0	1
2/19	South Carolina*	40	7-15	0-4	5-7	19	3	5	2	2	1
2/23	Georgia*	29	7-17	3-6	0-1	17	4	2	1	1	0
2/27	#7 Tennessee*	34	5-10	2-3	4-5	16	2	5	3	0	0
3/2	Arkansas*	30	8-14	2-6	2-2	20	2	5	3	0	0
TOTALS		974	177-366	64-159	114-137	532	89	84	76	13	29

* Indicates start
Home games in bold

CAREER HIGHS

- POINTS**
31, 2x, MR: at Georgia (2/9/19)
- REBOUNDS**
8, vs. Virginia Tech (12/2/17)
- FIELD GOALS**
11, 2x, MR: at Georgia (2/9/19)
- FREE THROWS**
13, vs. Baylor (11/23/18)
- THREE-POINTERS**
5, vs. Mississippi State (2/2/19)
- ASSISTS**
7, at Kentucky (2/28/18)
- STEALS**
4, vs. FGCU (12/29/18)
- BLOCKS**
2, 2x, MR: at South Carolina (2/19/19)

CAREER STATISTICS

YEAR	G-GS	MIN/AVG	FG-FGA	PCT	3P-3PA	PCT	FT-FTA	PCT	REB-AVG	A	TO	B	S	PTS/AVG
2016-17	34-23	651/19.1	85-228	.373	27-87	.310	52-74	.703	64-1.9	65	71	0	22	249/7.3
2017-18	32-23	807/25.2	122-310	.394	47-132	.356	56-80	.700	70-2.2	90	58	9	22	347/10.8
2018-19	29-29	974/33.6	177-366	.484	64-159	.403	114-137	.832	89-3.1	84	76	13	29	532/18.3
TOTAL	95-75	2432/25.6	384-904	.425	138-378	.365	222-291	.763	223-2.3	239	205	22	73	1128/11.9



2018-19 Ole Miss Basketball
Ole Miss Combined Team Statistics (as of Mar 02, 2019)
All games



RECORD:	OVERALL	HOME	AWAY	NEUTRAL
ALL GAMES	19-10	11-4	5-5	3-1
CONFERENCE	9-7	5-3	4-4	0-0
NON-CONFERENCE	10-3	6-1	1-1	3-1

#	Player	gp-gs	Total		3-Point		F-Throw		Rebounds				PF			AST			pts	avg		
			min	avg	fg-fga	fg%	3fg-fga	3fg%	ft-fa	ft%	off	def	tot	avg	pf	dq	a	to			blk	stl
04	Tyree,Breoin	29-29	974	33.6	177-366	.484	64-159	.403	114-137	.832	11	78	89	3.1	52	1	84	76	13	29	532	18.3
03	Davis,Terence	29-28	880	30.3	162-353	.459	56-148	.378	69-91	.758	36	130	166	5.7	82	3	99	82	17	49	449	15.5
02	Shuler,Devontae	29-28	934	32.2	97-222	.437	42-108	.389	49-58	.845	23	97	120	4.1	42	0	89	53	5	52	285	9.8
00	Hinson,Blake	28-27	688	24.6	79-193	.409	41-116	.353	41-55	.745	18	60	78	2.8	80	1	36	26	8	15	240	8.6
12	Stevens, Bruce	29-8	569	19.6	95-187	.508	22-71	.310	27-33	.818	36	93	129	4.4	73	3	21	29	10	17	239	8.2
14	Buffen, KJ	29-2	599	20.7	59-127	.465	3-13	.231	54-80	.675	44	83	127	4.4	68	2	32	50	14	26	175	6.0
13	Olejniczak, Dominik	29-21	550	19.0	67-118	.568	0-0	.000	29-38	.763	35	54	89	3.1	74	2	20	31	27	17	163	5.6
20	Davis, D.C.	29-2	363	12.5	21-51	.412	7-26	.269	17-24	.708	15	30	45	1.6	22	0	23	9	0	9	66	2.3
15	Rodriguez, Luis	23-0	139	6.0	9-21	.429	0-2	.000	7-8	.875	10	16	26	1.1	14	0	14	7	7	5	25	1.1
05	Halums,Brian	11-0	39	3.5	4-19	.211	1-5	.200	8-12	.667	4	1	5	0.5	6	0	2	1	0	0	17	1.5
01	Naylor,Zach	18-0	86	4.8	5-12	.417	2-7	.286	2-2	1.000	7	10	17	0.9	11	0	5	6	1	2	14	0.8
30	Morgano, Antonio	6-0	5	0.8	1-2	.500	0-1	.000	0-0	.000	1	0	1	0.2	2	0	0	0	0	0	2	0.3
Team											54	60	114				9					
Total.....		29	5826		776-1671	.464	238-656	.363	417-538	.775	294	712	1006	34.7	526	12	425	379	102	221	2207	76.1
Opponents.....		29	5824		718-1643	.437	218-588	.371	388-551	.704	299	640	939	32.4	507	-	407	433	97	180	2042	70.4

TEAM STATISTICS	OM	OPP	Date	Opponent	Score	Att.
SCORING	2207	2042	11-10-18	WESTERN MICHIGAN	w 90-64	5205
Points per game	76.1	70.4	11/16/18	at Butler	L 76-83	8328
Scoring margin	+5.7	-	11-20-18	NICHOLLS	w 75-55	5903
FIELD GOALS-ATT	776-1671	718-1643	11/23/18	vs Baylor	w 78-70	1250
Field goal pct	.464	.437	11/24/18	vs Cincinnati	L 57-71	1250
3 POINT FG-ATT	238-656	218-588	11-28-18	SAN DIEGO	w 93-86	5968
3-point FG pct	.363	.371	12-1-18	ULM	w 83-60	6128
3-pt FG made per game	8.2	7.5	12/08/18	at Illinois State	w 81-74	6598
FREE THROWS-ATT	417-538	388-551	12-12-18	vs Southeastern Louisiana	w 69-47	3564
Free throw pct	.775	.704	12-16-18	CHATTANOOGA	w 90-70	6344
F-Throws made per game	14.4	13.4	12/21/18	vs Middle Tennessee	w 74-56	11294
REBOUNDS	1006	939	12-29-18	FGCU	w 87-57	7551
Rebounds per game	34.7	32.4	* 01/05/19	at Vanderbilt	w 81-71	10422
Rebounding margin	+2.3	-	* 1-9-19	AUBURN	w 82-67	8241
ASSISTS	425	407	* 01/12/19	at Mississippi State	w 81-77	10021
Assists per game	14.7	14.0	* 1-15-19	LSU	L 69-83	9500
TURNOVERS	379	433	* 1-19-19	ARKANSAS	w 84-67	9500
Turnovers per game	13.1	14.9	* 1/22/19	at Alabama	L 53-74	10710
Turnover margin	+1.9	-	1-26-19	IOWA STATE	L 73-87	8839
Assist/turnover ratio	1.1	0.9	* 1/30/19	at Florida	Lot 86-90	9380
STEALS	221	180	* 2-2-19	MISSISSIPPI STATE	L 75-81	9500
Steals per game	7.6	6.2	* 2-6-19	TEXAS A&M	w 75-71	7718
BLOCKS	102	97	* 02/09/19	at Georgia	w 80-64	10033
Blocks per game	3.5	3.3	* 02/13/19	at Auburn	w 60-55	7337
ATTENDANCE	115561	117962	* 2-16-19	MISSOURI	w 75-65	8248
Home games-Avg/Game	15-7704	10-10060	* 2/19/19	at South Carolina	L 64-79	10455
Neutral site-Avg/Game	-	4-4340	* 2-23-19	GEORGIA	w 72-71	7416
Score by Periods	1st	2nd	OT	Totals		
Ole Miss	1090	1107	10	2207		
Opponents	954	1074	14	2042		

* - Conference game



2018-19 Ole Miss Basketball
Ole Miss Combined Team Statistics (as of Mar 02, 2019)
Conference games only



RECORD:	OVERALL	HOME	AWAY	NEUTRAL
ALL GAMES	9-7	5-3	4-4	0-0
CONFERENCE	9-7	5-3	4-4	0-0
NON-CONFERENCE	0-0	0-0	0-0	0-0

#	Player	gp-gs	min	avg	Total		3-Point		F-Throw		Rebounds				pf	dq	a	to	blk	stl	pts	avg		
					fg-fga	fg%	3fg-fga	3fg%	ft-fta	ft%	off	def	tot	avg										
04	Tyree,Breain	16-16	561	35.1	100-213	.469	36-91	.396	66-78	.846	7	40	47	2.9	24	0	44	45	9	14	302	18.9		
03	Davis,Terence	16-15	488	30.5	87-196	.444	34-92	.370	39-52	.750	18	80	98	6.1	49	2	48	42	4	30	247	15.4		
02	Shuler,Devontae	16-15	512	32.0	49-127	.386	24-66	.364	29-34	.853	13	55	68	4.3	24	0	46	32	1	29	151	9.4		
00	Hinson,Blake	15-14	361	24.1	42-107	.393	22-66	.333	19-27	.704	4	35	39	2.6	48	1	17	15	3	9	125	8.3		
12	Stevens, Bruce	16-2	319	19.9	45-98	.459	13-42	.310	16-19	.842	22	53	75	4.7	42	1	11	17	8	8	119	7.4		
14	Buffen, KJ	16-2	325	20.3	35-70	.500	2-8	.250	30-41	.732	27	35	62	3.9	44	2	17	29	6	19	102	6.4		
13	Olejniczak, Dominik	16-14	321	20.1	33-67	.493	0-0	.000	20-27	.741	17	30	47	2.9	42	2	14	16	16	10	86	5.4		
20	Davis, D.C.	16-2	222	13.9	10-30	.333	2-15	.133	4-5	.800	8	19	27	1.7	11	0	13	3	0	2	26	1.6		
15	Rodriguez, Luis	10-0	66	6.6	3-7	.429	0-1	.000	5-6	.833	3	6	9	0.9	8	0	4	4	3	1	11	1.1		
01	Naylor,Zach	8-0	37	4.6	3-6	.500	1-3	.333	0-0	.000	5	2	7	0.9	4	0	3	3	1	0	7	0.9		
05	Halums,Brian	3-0	13	4.3	2-6	.333	1-2	.500	0-2	.000	0	1	1	0.3	3	0	0	1	0	0	5	1.7		
Team											38	31	69											
Total.....		16	3225		409-927	.441	135-386	.350	228-291	.784	162	387	549	34.3	299	8	217	211	51	122	1181	73.8		
Opponents.....		16	3225		405-920	.440	128-338	.379	224-329	.681	187	379	566	35.4	280	-	219	237	65	121	1162	72.6		

TEAM STATISTICS	OM	OPP	Date	Opponent	Score	Att.
SCORING	1181	1162	* 01/05/19	at Vanderbilt	w 81-71	10422
Points per game	73.8	72.6	* 1-9-19	AUBURN	w 82-67	8241
Scoring margin	+1.2	-	* 01/12/19	at Mississippi State	w 81-77	10021
FIELD GOALS-ATT	409-927	405-920	* 1-15-19	LSU	L 69-83	9500
Field goal pct	.441	.440	* 1-19-19	ARKANSAS	w 84-67	9500
3 POINT FG-ATT	135-386	128-338	* 1/22/19	at Alabama	L 53-74	10710
3-point FG pct	.350	.379	* 1/30/19	at Florida	Lot 86-90	9380
3-pt FG made per game	8.4	8.0	* 2-2-19	MISSISSIPPI STATE	L 75-81	9500
FREE THROWS-ATT	228-291	224-329	* 2-6-19	TEXAS A&M	w 75-71	7718
Free throw pct	.784	.681	* 02/09/19	at Georgia	w 80-64	10033
F-Throws made per game	14.3	14.0	* 02/13/19	at Auburn	w 60-55	7337
REBOUNDS	549	566	* 2-16-19	MISSOURI	w 75-65	8248
Rebounds per game	34.3	35.4	* 2/19/19	at South Carolina	L 64-79	10455
Rebounding margin	-1.1	-	* 2-23-19	GEORGIA	w 72-71	7416
ASSISTS	217	219	* 2-27-19	TENNESSEE	L 71-73	9500
Assists per game	13.6	13.7	* 03/02/19	at Arkansas	L 73-74	17320
TURNOVERS	211	237	* - Conference game			
Turnovers per game	13.2	14.8				
Turnover margin	+1.6	-				
Assist/turnover ratio	1.0	0.9				
STEALS	122	121				
Steals per game	7.6	7.6				
BLOCKS	51	65				
Blocks per game	3.2	4.1				
ATTENDANCE	69623	85678				
Home games-Avg/Game	8-8703	8-10710				
Neutral site-Avg/Game	-	0-0				

Score by Periods	1st	2nd	OT	Totals
Ole Miss	584	587	10	1181
Opponents	538	610	14	1162