



SCHEDULE/RESULTS

FEBRUARY

15	at Austin Peay	W, 8-4
16	at Austin Peay	W, 12-5
17	at Austin Peay	W, 11-1
22	#3~ at Texas Tech	L, 4-7
23	#3~ at Texas Tech	L, 7-10
24	#3~ at Texas Tech	L, 4-19
26	EASTERN KENTUCKY	W, 7-3
27	NORTHERN KENTUCKY	W, 5-4

MARCH

1	CANISIUS	W, 10-2
2	CANISIUS (DH-1)	W, 12-3
3	CANISIUS (DH-2)	W, 4-3
5	WRIGHT STATE	PPD
6	BOSTON COLLEGE	L, 3-12
8	MIDDLE TENNESSEE	W, 4-1
10	MID. TENNESSEE (DH-1)	W, 7-0
10	MID. TENNESSEE (DH-2)	W, 5-4
12	SIU-EDWARDSVILLE	W, 6-4
13	WESTERN KENTUCKY	W, 15-0
15	#11+ at LSU*	8 p.m.
16	#11+ at LSU*	7:30 p.m.
17	#11+ at LSU*	3 p.m.
19	XAVIER	6:30 p.m.
22	TEXAS A&M*	6:30 p.m.
23	TEXAS A&M*	2 p.m.
24	TEXAS A&M*	1 p.m.
26	MOREHEAD STATE	6:30 p.m.
28	GEORGIA*	7 p.m.
29	GEORGIA*	6:30 p.m.
30	GEORGIA*	2 p.m.

APRIL

2	at Louisville	6 p.m.
5	at Missouri*	7:30 p.m.
6	at Missouri*	3 p.m.
7	at Missouri*	2 p.m.
10	at Lipscomb	7 p.m.
12	at Ole Miss*	7:30 p.m.
13	at Ole Miss*	8 p.m.
14	at Ole Miss*	2:30 p.m.
16	LOUISVILLE	6:30 p.m.
18	TENNESSEE*	6:30 p.m.
19	TENNESSEE*	6:30 p.m.
20	TENNESSEE*	2 p.m.
23	at Western Kentucky	6 p.m.
26	at Florida*	6:30 p.m.
27	at Florida*	6 p.m.
28	at Florida	1 p.m.

MAY

3	ARKANSAS*	6:30 p.m.
4	ARKANSAS*	2 p.m.
5	ARKANSAS*	1 p.m.
7	INDIANA	7 p.m.
10	at South Carolina*	7 p.m.
11	at South Carolina*	Noon
12	at South Carolina*	Noon
14	MICHIGAN	7 p.m.
16	VANDERBILT*	6:30 p.m.
17	VANDERBILT*	6:30 p.m.
18	VANDERBILT*	2 p.m.
21-26	SEC Tournament	TBD

All times EST; *SEC game
+Baseball America; ~D1Baseball; %Coaches
Poll; !Perfect Game

AT THE BALLPARK



KENTUCKY AT #11 LSU

MARCH 15-17

ALEX BOX STADIUM • BATON ROUGE, LA



KENTUCKY WILDCATS

2019 RECORD: 13-4 (0-0 SEC)
COACH: NICK MINGIONE (EMBRY-RIDDLE, 2000)
OVERALL RECORD: 90-49 (.647) - 3RD YEAR
AT UK: SAME

LSU TIGERS

2019 RECORD: 12-5 (0-0 SEC)
COACH: PAUL MAINIERI (FIU, 1980)
OVERALL RECORD: 1427-726-8 (.668) - 37TH YEAR
AT LSU: 563-234-3 (.706) - 13TH YEAR

DATE/TIME: FRI., MARCH 15 (8 PM ET); SAT., MARCH 16 (7:30 PM); SUN., MARCH 17 (3 PM)
LOCATION (FACILITY): BATON ROUGE, LA. (ALEX BOX STADIUM)
ALL-TIME SERIES: LSU LEADS 49-29-1 (27-9-1 IN BATON ROUGE)
LAST MEETING: TEAMS SPLIT FOUR GAMES IN 2017
RADIO: UK SPORTS NETWORK; UKATHLETICS.COM
TV/ONLINE: SEC NETWORK+

PROBABLE WEEKEND PITCHING ROTATIONS

	W-L	ERA	G/GS	IP	H	R	ER	BB	SO
FRIDAY									
UK - ZACK THOMPSON (JR., LHP)	1-0	2.78	4/4	22.2	15	7	7	7	37
LSU - ZACK HESS (JR., RHP)	1-1	4.91	4/4	18.1	21	12	10	11	21
SATURDAY									
UK - GRANT MACCIOCCHI (JR., RHP)	1-0	1.32	4/2	13.2	7	2	2	1	15
LSU - COLE HENRY (FR., RHP)	0-0	2.84	5/2	12.2	15	5	4	4	11
SUNDAY									
UK - TBA									
LSU - ERIC WALKER (SO., RHP)	1-0	6.92	5/3	13.0	11	10	10	6	7

CATS TRAVEL TO #11 LSU TO OPEN 30-GAME SEC SLATE

- This is the eighth straight season UK has opened SEC play on the road. Only one other team (Missouri, five) is opening on road for more than fourth time in a row.
- The Cats rank sixth nationally in stolen bases (46) and lead the SEC.
- The UK pitching staff has struck out 11.2 batters per nine innings to rank eighth nationally.
- Senior OF Ryan Shinn ranks fourth nationally in doubles (10).
- Sophomore C/INF Collyn Kessler currently has a career-long 11-game hit streak.
- Jr. LHP Zack Thompson ranks among top 20 active pitchers in career strikeouts/9 inn. (12.18, eighth) and hits allowed/9 inn. (6.19, 19th). Both marks are best among SEC pitchers.
- Thompson ranks 17th nationally in strikeouts per nine innings (14.69) this season.
- Fr. LHP Cole Daniels has stranded 10 of the last 11 runners he has inherited.
- Jr. OF Jaren Shelby stole five bases vs. ECU. The five steals were the most for any SEC player in 25 years, dating back to 1994 when Vanderbilt's Boomer Whipple swiped five against Western Kentucky.
- The Cats are replacing starters at C, 1B, 2B, SS, 3B, LF, CF, as well as their Friday and Sunday starting pitchers and closer. Only two players with 100 career at bats in blue return this season.
- The Cats are riding a 81-game streak without being shutout and have scored in 157 of the last 158 games (the lone shutout was a seven-inning game). The current streak is seventh-longest in UK history (see page five for list).
- The Cats have had college baseball's most MLB Draft picks (21) and top 10-round picks (12) over the past two years. The 13 selections in last summer's draft also were tops in the nation.



KENTUCKY



2019 ROSTER

NUMERICAL ROSTER

No.	Name	Pos.	B/T	Ht.	Wt.	Cl.	Hometown/Previous School
2	Austin Schultz	IF	R/R	5-9	190	FR	Adams, Neb./Norris HS
3	Ben Jordan	RHP	L/R	6-9	260	R-FR	Olive Hill, Ky./West Carter HS
4	Zeke Lewis	IF	S/R	5-9	160	R-JR	Atlanta, Ga./Mays HS
5	T.J. Collett	1B	L/R	6-1	230	JR	Terre Haute, Ind./Terre Haute North Vigo HS
7	Rook Ellington	OF	R/R	6-0	175	FR	Paducah, Ky./McCracken County HS
8	Marshall Gei	C	S/R	6-0	185	R-SR	Mount Juliet, Tenn./Mount Juliet HS
10	Dalton Reed	IF	L/R	6-4	240	JR	Roff, Okla./Seminole State College
12	Ryan Shinn	OF	R/L	6-2	205	SR	Jobstown, N.J./Harford College
13	Cole Ayers	RHP	R/R	6-2	180	FR	Mt. Carmel, Ohio/West Clermont HS
14	Zack Thompson	LHP	L/L	6-2	220	JR	Selma, Ind./Wapahani HS
15	Trip Lockhart	RHP	R/R	6-3	190	SO	Lexington, Ky./Lexington Catholic HS
16	Will Gambino	RHP	R/R	6-2	215	FR	Westmont, N.J./Paul VI Catholic HS
19	Alex Rodriguez	IF	R/R	5-10	195	SR	Pembroke Pines, Fla./Northern Oklahoma College
20	Braxton Cottongame	LHP	L/L	6-3	205	FR	Hazard, Ky./Perry County Central HS
21	Orlando Adams Jr.	C/OF	R/R	6-0	220	FR	Atlanta, Ga./Redan HS
22	Dillon Marsh	LHP	L/L	6-1	220	FR	Elizabethtown, Pa./Lancaster Catholic HS
24	Brett Marshall	RHP	R/R	6-4	215	R-SO	Louisville, Ky./Trinity HS
25	Coltyn Kessler	C/IF	L/R	6-3	220	SO	High Ridge, Mo./Rockwood Summit HS
26	Justin Olson	IF/OF	L/L	6-2	215	FR	Colorado Springs, Colo./Pine Creek HS
28	Ryan Johnson	OF/RHP	L/R	6-3	220	SR	College Station, Texas/San Jacinto College
30	Jaren Shelby	OF	R/R	5-11	200	JR	Lexington, Ky./State College of Florida
31	Alex Degen	RHP	R/R	6-7	210	FR	Readington Township, N.J./Hunterdon Central HS
33	Trae Harmon	IF/DH	R/R	6-4	255	FR	Somerset, Ky./Somerset HS
34	Carson Coleman	RHP	R/R	6-2	185	R-SO	Lexington, Ky./Lexington Catholic HS
35	Cole Daniels	LHP	L/L	6-1	240	FR	Ann Arbor, Mich./Saline HS
37	Cam Hill	OF	L/R	5-10	185	SO	Georgetown, Ky./Scott County HS
38	Jimmy Ramsey	RHP	L/R	6-9	255	SO	Tonka Bay, Minn./Minnetonka HS
39	Hunter Rigsby	RHP	R/R	6-4	215	FR	Mount Vernon, Ky./Rockcastle County HS
41	Grant Macciocchi	RHP/IF	R/R	6-4	175	R-JR	West Chester Township, Ohio/Murray State College
42	Elliott Curtis	IF	L/R	6-0	200	JR	Waterloo, Ontario, Canada/Columbia State CC
43	Breydon Daniel	IF/OF	S/R	6-1	200	JR	Bixby, Okla./Seminole State College
50	Mason Hazelwood	LHP	L/L	6-5	220	SO	Salvisa, Ky./Mercer County HS
52	Tanner Holen	C	R/R	5-11	180	JR	Manhattan, Kan./Iowa Western CC
54	Daniel Harper	RHP	R/R	6-4	220	SO	Fairway, Kan./Bishop Miege HS
55	Tyler Burchett	RHP	R/R	6-5	235	FR	Airville, Pa./Red Lion Area HS

ALPHABETICAL

21	Orlando Adams Jr.	C/OF
13	Cole Ayers	RHP
55	Tyler Burchett	RHP
34	Carson Coleman	RHP
5	T.J. Collett	1B
20	Braxton Cottongame	LHP
42	Elliott Curtis	IF
43	Breydon Daniel	IF/OF
35	Cole Daniels	LHP
31	Alex Degen	RHP
7	Rook Ellington	OF
16	Will Gambino	RHP
8	Marshall Gei	C
33	Trae Harmon	IF/DH
54	Daniel Harper	RHP
50	Mason Hazelwood	LHP
37	Cam Hill	OF
52	Tanner Holen	C
28	Ryan Johnson	OF/RHP
3	Ben Jordan	RHP
25	Coltyn Kessler	C/IF
4	Zeke Lewis	IF
15	Trip Lockhart	RHP
41	Grant Macciocchi	RHP/IF
22	Dillon Marsh	LHP
24	Brett Marshall	RHP
26	Justin Olson	IF/OF
38	Jimmy Ramsey	RHP
10	Dalton Reed	IF
39	Hunter Rigsby	RHP
19	Alex Rodriguez	IF
2	Austin Schultz	IF
30	Jaren Shelby	OF
12	Ryan Shinn	OF
14	Zack Thompson	LHP

COACHING STAFF

Head Coach: Nick Mingione, #27 (Embry-Riddle, 2000)
Career Record: 77-45 (.631); 3rd Season
Record at UK: 43-23 (.631); 3rd season
Assistant Coach: Jim Belanger, #11 (Louisville, 2009)
Assistant Coach/Recruiting Coordinator: Roland Fanning, #0 (Southeastern Oklahoma State University, 2005)
Volunteer Assistant Coach: Todd Williams, #29 (Eastern Kentucky, 1988)
Director of Operations: Cameron Langfels (Eastern Kentucky, 2015)

PRONUNCIATION GUIDE

Burchett Burch-it
Collett Caw-LET
Degen Deeg-in
Gei Ghee (like "tree")
Guilliams GWILL-yums
Jaren Jare-in
Holen HOLE-in
Macciocchi Muh-CHOCK-e
Mingione Min-G-own
Zeke Zeek

Jobstown (Shinn hometown) JOBE-stown



2019 RADIO/TV SPOT CHART



2
AUSTIN SCHULTZ



3
BEN JORDAN



4
ZEKE LEWIS



5
T.J. COLLETT



7
ROOK ELLINGTON



8
MARSHALL GEI



10
DALTON REED



12
RYAN SHINN



13
COLE AYERS



14
ZACK THOMPSON



15
TRIP LOCKHART



16
WILL GAMBINO



19
ALEX RODRIGUEZ



20
BRAXTON COTTONGAME



21
ORLANDO ADAMS JR.



22
DILLON MARSH



24
BRETT MARSHALL



25
COLTYN KESSLER



26
JUSTIN OLSON



28
RYAN JOHNSON



30
JAREN SHELBY



31
ALEX DEGEN



33
TRAE HARMON



34
CARSON COLEMAN



35
COLE DANIELS



37
CAM HILL



38
JIMMY RAMSEY



39
HUNTER RIGGSBY



41
GRANT MACCIOCCHI



42
ELLIOTT CURTIS



43
BREYDON DANIEL




50
MASON HAZELWOOD



52
TANNER HOLEN



54
DANIEL HARPER



55
TYLER BURCHETT



27
NICK MINGIONE
HEAD COACH



11
JIM BELANGER
ASSISTANT COACH



0
ROLAND FANNING
ASSISTANT COACH



29
TODD WILLIAMS
ASSISTANT COACH



University of Kentucky

Location: Lexington, Ky.

Founded: 1865

Enrollment: 30,000

Nickname: Wildcats

Colors: Blue (PMS 286) and White

Conference: Southeastern (Eastern Division)

Coaching Staff

Head Coach: Nick Mingione (Embry-Riddle, 2000)

Assistant Coach: Jim Belanger

Assistant Coach: Roland Fanning

Volunteer Assistant Coach: Todd Guilliams

Director of Operations: Cameron Langfels

Director of Communications/PR: Matt May

matt.may@uky.edu; (859) 806-7463 (cell)

2018 Review

Overall Record: 34-22

Home: 19-9; Away: 10-12; Neutral: 5-1

SEC Record: 13-17

Home: 9-6; Away: 4-11

Conference Finish: Fifth in SEC East

History

All-Time Record: 1916-1821-25 (.513)

All-Time SEC Record: 722-950-8 (.432)

All-Time SEC Tournament Record: 22-37 (.373)

SEC Tournament Titles: none

SEC Titles: one (2006)

NCAA Tournament Appearances: nine

NCAA Tournament Record: 18-19 (.486)

Super Regional Appearances: one (2017)

Facility

Stadium: Kentucky Proud Park

First Year: 2019

Capacity: 5,000

Dimensions: 335-375-400-365-320

Support Staff

Mitch Barnhart, Athletics Director

Nicole Bianco, Nutrition

Tricia Brooks, Administrative Assistant

Addison Coffey, Student Manager

Jason Cummins, Student-Athlete Experience

Phil DePase, Director of Player Development

Ryan DeVriendt, Strength & Conditioning Coach

Scott Geisinger, Game Operations

Darren Headrick, Voice of UK Baseball

Greg Herbert, Marketing

Aaron Hogue, FCA

Keirce Kimbel, Graduate Student Manager

Brad Link, Kentucky Proud Park PA Announcer

Bryan Minrovic, Tickets

Jeff Poole, Head Equipment Manager

Kendall Roller, Student Manager

Tyler Schwalbach, Student Manager

Nick Simone, Student Manager

Rob Slowik, Graduate Athletic Trainer

Michael Stone, Director of Academic Services

Josh Walker, Athletic Trainer

MEDIA INFORMATION

CREDENTIALS

If you have a 2018-19 football or men's basketball season credential it is valid for home baseball games. All other media credential requests should be submitted at least 24 hours prior to home games. Credentials can be picked up the day of a game at the Will Call window at Kentucky Proud Park. Requests should be made through the athletics communications and public relations office by contacting Matt May.

Media may enter the ballpark via the left field gate or main gate behind home plate. Parking is available in the Purple Lot adjacent to the softball/soccer complex at the end of Wildcat Court.

PRESS BOX/RADIO/TV

The Kentucky Proud Park press box sits above the grandstand on level two. You must display credential for entry. There is limited seating in the Press Box with the majority of media seats available on a first-come, first-serve basis. Radio and TV booths are on this level as well. New for 2019, there is a media work room adjacent to the press box.

MEDIA SERVICES

Final box scores will be available shortly following each game. UK ACPR will send postgame summaries, notes, photos (when available) and box scores via email and via UKathletics.com. Season stats will be updated online as quickly as possible.

POSTGAME INTERVIEWS

Interviews with players and coaches are conducted on the field following each game. Please let Matt May or a member of the UK ACPR staff know of any postgame interview requests and we will coordinate for you. For assistance in locating any member of the Kentucky team, find Matt May for help. For assistance with opposing players and coaches, please see the visiting team SID.

PRACTICE/INTERVIEWS

Practices are typically in the afternoon with the exception of Mondays (off day). Head coach Nick Mingione is available for interviews weekday mornings except Mondays, as well as before/after practice and postgame. Players are available for interviews before practice on Tuesday, Wednesday and Thursday. **DUE TO NCAA TIME MANAGEMENT REGULATIONS, PLAYER INTERVIEW REQUESTS MUST BE TURNED IN BY SUNDAY AT 5 P.M. FOR THE FOLLOWING WEEK.** Please arrange all interviews through the UK ACPR office and baseball contact Matt May.

PHOTOGRAPHS

Photographs and headshots are made available to the media for publication use. To obtain photos of any Wildcat player, please contact Matt May in the UK ACPR office. Please credit "UK Athletics" in any usage.

During games, photographers and videographers may shoot from anywhere on the Kentucky Proud Park concourse, terraces and grass berms, provided **NO SPECTATOR'S SIGHTLINE IS BLOCKED**. Dedicated photo/video areas have been established on each side of the concourse level near where the terrace and berm meet. Additionally, there is limited space at the end of each dugout for temporary shooting. Non-institutional photo/video may shoot on the secondary platform behind in-house photo/video by entering through the field gate next to the terrace on both sides of the stadium **ONLY IN BETWEEN HALF-INNINGS**. A UK stadium staffer will assist in this process. A photo/video stadium map will be available in the press box for reference.

INTERNET ACCESS (*NEW FOR 2019*)

- There are several options for wireless internet access. Anyone can self-register and connect to ATH-GUEST, which is good for 90 days.

- You also can connect to the ATHMEDIA network at KPP, which requires a unique username and password. This username and password will be valid for the entire season (also, if you have already completed this process for another UK sport, you will not need to do so again), so you should only have to connect once. In order to receive a username and password to access wifi, please provide the following information for yourself to matt.may@uky.edu.

- Info Needed: First Name, Last Name, email address, cell phone number.

- How to log in with your username and password: When you arrive at KPP, connect to the ATHMEDIA network. If your Internet browser does not open automatically, open your preferred Internet browser, go to www.uky.edu and type in your unique username and password to connect. This username and password can connect up to three devices. For more information, see a member of UK ACPR.

LIVE STATS

Live, in-game statistics and play-by-play is available via StatBroadcast. To access live game stats go to kentucky.statbroadcast.com. There is a passcode to view games this season, which will be posted in the press box.

ON THE WEB

Updated results, statistics, game notes, 2019 record book and 2019 season guide are available 24 hours a day on the official website of Kentucky athletics, www.UKathletics.com. Player bios and additional information on the program also is available online.



WEEK 5 SCHEDULE FOR KENTUCKY BASEBALL

MONDAY - 11	TUESDAY - 12	WEDNESDAY - 13	THURSDAY - 14	FRIDAY - 15	SATURDAY - 16	SUNDAY - 17
Off	UK vs. SIUE W, 6-4	UK vs. WKU W, 15-0	Travel to Baton Rouge Practice	UK at LSU 8 p.m.	UK at LSU 7:30 p.m.	UK at LSU 3 p.m.

MINGIONE MAKES A DIFFERENCE

Kentucky fans quickly have fallen in love with **Nick Mingione**, whose infectious and unrelenting enthusiasm and down-to-earth personality has earned legions of new fans. Although it is certainly an ingredient in Mingione's on-field success, the fact he can flat out coach and get the best out of his players has been the biggest factor in the success he's achieved everywhere he's been (see graphic to the right).

Mingione had a brilliant playing career at Embry-Riddle - he ranks 10th on its career hits list - where he helped lead the program to 154 victories and three NAIA World Series appearances in three seasons as an assistant. When he arrived at Kentucky in 2006 he was immediately part of what is still the Cats' only SEC championship club, then smelled success at Mississippi State before returning to the one place he had always wanted to be a head coach - UK. First season, first Super Regional appearance for the Cats.

With 90 career wins, he already has the third-most and is on pace to break the mark for most wins through three seasons: Cohen (97), Madison (92).

HEAD COACH	WINS	SEC
John Cohen (2004-06)	97	34
Keith Madison (1979-81)	92	34
Nick Mingione (2017-18)	90	32

NO PLACE LIKE HOME (PLATE)

Kentucky's offense has been one of the nation's elite the past two seasons under Mingione and his staff, in particular renowned hitting guru Todd Guilliams. The Cats have been a devastating offensive club under Guilliams' direction, leading the SEC in a total of 12 offensive statistical categories, while also producing five All-Americans.

CONSECUTIVE GAMES STREAKS W/O BEING SHUTOUT

GAMES	YEARS
124	1997-99
105	2003-05
94	1993-95
94	1958-62
85	1903-08
82	2015-16
81*	2017-
76	2016-17
64	1983-84

* 157 of the past 158 games

In 2018, UK led the SEC in home runs per game, slugging percentage, on-base percentage, scoring, doubles per game and sacrifice bunts, while ranking in the nation's top 20 in five of those six categories - and top 10 in three. In 2017, the Cats registered the most hits in a single-season (706) in UK history and ranking near the top of the single-season charts in numerous other categories. The offense also ranked in the top 12 nationally in doubles (2nd), hits (4th), hit by pitches (4th), on-base percentage (7th), walks (10th), sacrifice bunts (10th), slugging percentage (11th) and batting average (12th).

THE MINGIONE EFFECT

In 16 seasons as a collegiate coach Mingione has produced a sparkling track record. Those teams have averaged 39 victories a year and advanced to the postseason 10 times with two national runner-up finishes.

KENTUCKY (HEAD COACH)

2018: 34-22
2017: 43-23 NCAA Super Regional

MISSISSIPPI STATE

2016: 44-18-1 SEC champs; NCAA Super Regional
2015: 24-30
2014: 39-24 NCAA Regional
2013: 51-20 College World Series
2012: 40-24 SEC Tourney champs; NCAA Regional
2011: 38-25 NCAA Super Regional
2010: 23-33
2009: 25-29

WESTERN CAROLINA

2008: 29-28

KENTUCKY

2007: 34-19-1
2006: 44-17^ SEC champs; NCAA Tourney

EMBRY-RIDDLE

2005: 53-10^ Sun Conf. champs; NAIA runner-up
2004: 53-11^ Sun Conf. champs; NAIA Final Four
2003: 48-16 Sun Conf. champs; NAIA World Series

Total: 622-349-2 (.641)

^school record for wins at the time



WILDCATS RECORD WHEN...

	2019	MINGIONE
Record	13-4	90-49
Home	10-1	59-16
Away	3-3	24-29
Neutral	0-0	7-4
SEC	0-0	32-28
Home	0-0	19-11
Road	0-0	13-17
Non-Conference.....	13-4	57-18
Home	10-1	40-5
Road	3-3	11-12
Neutral.....	0-0	6-1
Postseason	0-0	5-6
Day games	13-4	60-30
Night games.....	0-0	30-19
One-run games	3-0	15-11
Two-run games	1-0	8-12
Five+-run games.....	6-2	48-13
Extra-inning games	0-0	2-3
In shutouts	2-0	7-1
Scoring first	8-2	59-23
Opponent scores first.....	5-2	31-28
Scoring 10 or more runs.....	5-0	42-1
Allowing 10 or more runs	0-3	1-13
Scoring six runs or more.....	9-1	70-11
Scoring four runs or less.....	2-3	12-37
Allowing four runs or less.....	11-0	63-10
Hitting home run(s)	9-2	67-32
Allowing home run(s)	2-3	43-35
Out-hitting an opponent	12-0	78-17
Out-hit by opponent.....	0-4	9-31
Matching opponents hits.....	1-0	3-1
vs. LHP	6-2	32-14
vs. RHP	7-2	58-35
Leading after seventh inning	9-1	75-4
Trailing after seventh inning	4-3	11-41
Tied after the seventh inning	0-0	3-3
Decided in the last at bat.....	3-0	10-5
Not committing an error	6-0	36-15
Committing two or more errors	1-2	16-20
vs. Top 25	0-3	28-27
vs. Top 10	0-3	9-17
On Sunday	3-1	19-10
On Monday	0-0	1-0
On Tuesday	2-0	17-4
On Wednesday	2-1	8-4
On Thursday	0-0	2-3
On Friday	3-1	24-13
On Saturday	3-1	19-15
In February	5-3	16-9
In March	8-1	35-11
In April	0-0	22-14
In May	0-0	17-14
In June	0-0	4-3
In 1st Base Dugout.....	3-0	69-33
In 3rd Base Dugout	10-4	21-16
UNI WATCH		
HOME		
White top/White pants/Blue hat	3-0	18-4
Blue top/White pants/Blue hat	1-1	17-4
Blue top/Pinstripe pants/Blue hat.....	0-0	2-0
Blue top/White pants/Black hat.....	0-0	1-0
Black top/White pants/Black hat.....	1-0	8-3
Black top/White pants/Blue hat.....	0-0	1-0
Creams/Blue hat.....	3-0	8-1
Pinstripes/Blue hat.....	2-0	6-4
ROAD		
Gray top/Gray pants/Blue hat	1-0	12-11
Gray top/Gray pants/Black hat.....	0-1	1-1
Blue top/Gray pants/Blue hat.....	1-1	9-11
Black top/Gray pants/Black hat	1-1	3-10
Black top/Gray pants/Blue hat	0-0	1-0

BIGGIE BOX

One of the pillars of UK's offense is working its game goals in search of the big inning - "Biggie Box" - which is defined as any inning where the Cats put four or more runs on the scoreboard. The approach has been so effective the lineup has its "Biggie Box" 79 times since the current staff took over (37 in 2017 and 31 in 2018) and have already recorded 11 such innings this season. The Cats also are 69-11 under Mingione when scoring six or more runs. (See page 9 for chart on 2019 big innings)

FRESH-FACED CATS

No team in America had as many players selected in the 2018 Major League Draft than Kentucky, a staggering total of 13 that brought the program's two-year total to a national-high of 21. With that comes roster turnover, as the program welcomes 22 newcomers this season, including 16 true freshmen.

There is no getting around the fact the Cats are young and inexperienced in 2019. Nationally, the Cats have the second-most freshmen on their roster and second-most total newcomers. Designated hitter T.J. Collett (125 at bats before injury) and outfielders Ryan Johnson (132 ABs) and Ryan Shinn (81 ABs) are the only returning players with more than 53 at bats and left-handed starting pitcher Zack Thompson is the only member of the pitching staff to have pitched at least 50 innings in college.

UK must replace a total of 381 career starts from its position players, including seven players who made at least 46 career starts. The offense was hit especially hard with at least 76 percent of its production graduating or being drafted in runs, hits, doubles, triples, home runs, RBI, total bases, walks and stolen bases.

THOMPSON NAMED PRESEASON ALL-AMERICAN

Zack Thompson was named Preseason First-Team All-America by Baseball America, an honor determined by Major League Baseball scouting directors. He also was voted First-Team Preseason All-SEC by the league's coaches and is on the Golden Spikes Award watch list.

The junior left-hander shined on an international stage over the summer and is considered one of the top pitching prospects for the 2019 Major League Baseball Draft. Ranked among the top 10 draft-eligible college players by every major scouting publication, Thompson is poised for a breakout season as the anchor of a young, but talented, Wildcats pitching staff.

Thompson spent the summer with the USA Baseball Collegiate National Team that went 12-3 overall in three series against Chinese Taipei, Japan and Cuba. He made three appearances (one in each series) with one start, going 1-0 with a spotless ERA of 0.00 in 8.2 innings while allowing just three hits and struck out seven. He also earned the win in series-clinching game of the 7th annual USA-Cuba International Friendship Series, working 2.2 innings while allowing two hits and striking out one.

The 6-foot-3, 220-pounder ranks in the top 20 of all active pitchers with at least 75.0 innings in both strikeouts per nine innings (12.18, eighth nationally) and hits allowed per nine innings (6.19, 19th), both of which are currently the best career marks among active SEC pitchers.

Thompson's 175 career strikeouts in just two seasons leaves him needing just 25 to become the 14th UK pitcher to reach 200 and 40 shy of moving into the school's all-time top 10. He currently ranks second on the program's all-time hits allowed per nine innings chart.



TRACKING KENTUCKY'S EXTRA-BASE HITS

Player	Doubles 2019 (career)	Triples 2019 (career)	Home Runs 2019 (career)	Totals 2019 (career)
T.J. COLLETT	3 (7)	1 (1)	5 (16)	9 (24)
BREYDON DANIEL	2 (2)	0 (0)	3 (3)	5 (5)
ROOK ELLINGTON	1 (1)	0 (0)	1 (1)	1 (1)
MARSHALL GEI	0 (1)	0 (0)	0 (0)	0 (1)
CAM HILL	4 (4)	0 (0)	1 (1)	5 (5)
RYAN JOHNSON*	0 (11)	0 (0)	0 (3)	0 (14)
COLTYN KESSLER	4 (5)	0 (0)	0 (0)	4 (5)
ZEKE LEWIS	1 (2)	0 (0)	0 (0)	1 (2)
DALTON REED	4 (4)	1 (1)	3 (3)	6 (6)
ALEX RODRIGUEZ	3 (3)	0 (0)	0 (0)	3 (6)
JAREN SHELBY	5 (5)	0 (0)	1 (1)	6 (6)
RYAN SHINN*	10 (16)	0 (1)	3 (5)	13 (22)
(*NOTE: INCLUDES STATS FROM PREVIOUS DIVISION I SCHOOLS)				
TOTALS	37 (61)	2 (3)	16 (32)	50 (92)

CAT BURGLAR

Kentucky has wasted no time making the stolen base an integral part of its offensive attack to start the 2019 season, taking off at any and all opportunities thus far and ranking fourth in the NCAA and first in the SEC through three weeks. Even by those standards though, junior outfielder Jaren Shelby put the rest of the NCAA on notice when he stole five bases against Eastern Kentucky on Feb. 26.

The five steals were the most for any SEC player in 25 years, dating back to 1994 when Vanderbilt's Boomer Whipple swiped five against Western Kentucky. Shelby stole second, third and home in the fifth inning against ECU and then second and third again an inning later. The NCAA single-game record for stolen bases is eight.

HAZELWOOD STAGES SUMMER BREAKOUT

Sophomore left-hander Mason Hazelwood showed flashes of his vast potential as a true freshman in 2018 but it was what he did last summer in the Perfect Game Collegiate Baseball League that really turned heads on a national level. The 6-foot-5 southpaw was named a First-Team Summer Collegiate All-American by Rawlings/Perfect Game after going 5-1 with a 1.80 ERA in 50 innings pitched for the Elmira Pioneers, which also earned him the PGCBL's Pitcher of the Year honor.

Hazelwood appeared in 11 games with eight starts and set a new PGCBL summer record with 84 strikeouts, an absurd 15.12 per nine innings pitched. Opponents hit just .189 off him and scored more than two earned runs just once, which helped him earn an appearance in the PGCBL All-Star Game, where he struck out all three hitters he faced. His five wins led the league and he was named the top MLB draft prospect in the PGCBL by Perfect Game.

In his first collegiate start on Feb. 27 vs. Northern Kentucky the Saliva, Ky. native was flat out dominant in six nearly perfect innings of work. He retired the first 16 batters he faced and allowed just one batter to reach base. He struck out a career-high 11 hitters and did not walk anyone.

SHELBY CONTINUES FAMILY TRADITION

When UK began recruiting Jaren Shelby it had history and location on its side. The junior outfielder hailed from Lexington, played his prep baseball just down the street at Tates Creek High School and had spent much of his childhood watching older brothers John III and JaVon putting up big numbers for the Wildcats. The first family of Lexington baseball, which includes patriarch John Shelby, had a deep connection to the blue and white that proved to be too much for Jaren, the youngest brother, to pass up coming out of State College of Florida last season.

MULTI-HIT GAMES

PLAYER	2019	CAREER
RYAN SHINN	7	10
JAREN SHELBY	7	7
T.J. COLLETT	6	16
BREYDON DANIEL	6	6
COLTYN KESSLER	5	6
DALTON REED	5	5
CAM HILL	4	4
ALEX RODRIGUEZ	1	2
ZEKE LEWIS	1	2
ELLIOTT CURTIS	1	1
MARSHALL GEI	1	1
AUSTIN SCHULTZ	1	1
RYAN JOHNSON	0	7

MULTI-RBI GAMES

PLAYER	2019	CAREER
T.J. COLLETT	7	19
JAREN SHELBY	5	5
DALTON REED	4	4
RYAN SHINN	3	4
CAM HILL	2	2
COLTYN KESSLER	2	2
ELLIOTT CURTIS	1	1
ZEKE LEWIS	1	1
RYAN JOHNSON	0	4
ALEX RODRIGUEZ	0	1

CURRENT HIT/REACH BASE STREAKS

<i>(listed alphabetically; *career)</i>			
PLAYER	LONGEST*	CURRENT	REACH SAFE
COLLETT	13	3	7
CURTIS	2	-	-
DANIEL	4	1	5
ELLINGTON	3	1	1
GEI	2	-	9
HILL	3	-	2
JOHNSON	5	-	-
KESSLER	11	11	12
Z. LEWIS	4	-	-
MACCIOCCHI	-	-	-
REED	4	2	2
RODRIGUEZ	3	-	1
SHELBY	4	4	11
SHINN	4	3	16
SCHULTZ	2	-	8



KENTUCKY



KENTUCKY PROUD PARK

Kentucky baseball has moved into a new home for the 2019 season, opening the \$49 million Kentucky Proud Park, a state-of-the-art facility immediately considered one of the top facilities in all of college baseball. The Wildcats won their first game in their new home, defeating Eastern Kentucky, 7-3, on Feb. 26, 2019.

The stadium features permanent seating for nearly 2,500 fans with additional space on grass berms to accommodate 5,000 fans for regular season games. Beyond the outfield wall, temporary bleachers can be installed for NCAA Tournament games to bring the seating capacity to more than 7,000. Fan amenities also include suites and a new club area.

The team areas were a priority and give our players and coaches everything they need to compete at a high level in a single location. The facility features a team lounge, locker room, training area, indoor hitting and pitching areas, and coaching offices, as well as a recruiting room. All spaces are either new to UK baseball or significantly larger than previous ones.

The playing surface is the AstroTurf® Rootzone Diamond Blend, which will allow the team to maximize usage in all weather conditions. The pitcher's mound will remain dirt.

The video board that looms large beyond the right-centerfield wall measures 48 feet wide by 30 feet tall, making it the eighth-largest in college baseball.

The name is a tribute to farmers and businesses of the Commonwealth of Kentucky and the Big Blue Nation. Kentucky Farm Bureau secured the rights to name the stadium from JMI Sports, UK Athletics' multimedia rights partner. In turn, Kentucky Farm Bureau elected to name the stadium for Kentucky Proud, the state's official agricultural marketing program housed at the Kentucky Department of Agriculture. No state taxpayer dollars were used in funding the agreement. The Kentucky Proud program is funded through the generosity of the Kentucky Agricultural Development Fund. The fund is directed by the Kentucky Agricultural Development Board and administered by the Governor's Office of Agricultural Policy.





2019 SPLITS

	G	AVG.	R	H	2B	3B	HR	RBI	BB	K	SB
OVERALL	17	.278	124	157	37	2	16	105	86	146	46
SEC											
NON-SEC	17	.278	124	157	37	2	16	105	86	146	46
HOME	11	.287	78	102	20	1	9	68	63	89	33
AWAY	6	.264	46	55	17	1	7	37	23	57	13
NEUTRAL											
DAY	17	.278	124	157	37	2	16	105	86	146	46
NIGHT											
WINS	13	.301	106	130	27	1	14	91	76	111	41
LOSSES	4	.205	18	27	10	1	2	14	10	35	5
FEBRUARY	8	.261	58	72	20	1	8	44	35	77	24
MARCH	9	.295	66	85	17	1	8	61	51	69	22
APRIL											
MAY											

Jaren, a former Kentucky Gatorade Player of the Year in 2016, opted to follow in the footsteps of his brothers, both of whom were all-conference players with the Cats. John III played at UK from 2004-06, was on the program's first SEC championship team and served as a student assistant coach in 2018, while JaVon wore blue from 2014-16. He was named First-Team All-Suncoast Conference last season after hitting .343 with 65 runs, 70 RBI, 30 extra-base hits and 35 steals.

MLB TRAINING GROUND

Kentucky has made its presence felt in the Major League Baseball Draft the past two years with 21 players selected, the most of any college program in the country over that span. With exceptional player development a calling card of Mingione and his staff the draft results are even more impressive upon closer inspection:

- 12 Wildcats were selected in the first 10 rounds, also the most in the country
- Five were selected in the first five rounds, including first-rounder Evan White (2017)
- The 13 picks in 2018 are the second-most for any school in a single draft since 2006
- The 13 underclassmen drafted during that span earned \$7.435 million in signing bonus money, an average of \$573,300 per player
- All but one draftee was selected higher than prior to working with the current staff (and the one exception redshirted his lone season in Lexington as a transfer)
- 13 of the draftees had not previously been drafted



COLLETT'S COMMUNITY SERVICE

One of the tenets of Mingione's philosophy for the UK program is that young men in it are students first, people second and players third. Junior 1B T.J. Collett was honored for the person part of that by being named to the SEC's Community Service Team last season.

THE BIG INNING

(*4 or more runs scored)

OPPONENT	INNING	RUNS
at Austin Peay	8	4
at Austin Peay	3	6
at Austin Peay	8	6
at Texas Tech	5	4
vs. Northern Kentucky	9	4
vs. Canisius	7	5
vs. Canisius	8	4
vs. Middle Tennessee	7	6
vs. SIU-Edwardsville	8	4
vs. Western Kentucky	1	4
vs. Western Kentucky	7	6

QUALITY STARTS

(*6 IP, 3 OR FEWER EARNED RUNS)

DATE	PITCHER (#)	IP (H, R-ER, BB, K)
2/27	Hazelwood (1)	6.0 (1, 0-0, 0, 11)
3/1	Thompson (1)	6.0 (6, 2-2, 2, 11)
3/8	Thompson (2)	7.0 (4, 1-1, 0, 9)
3/10	Macciocchi (1)	6.1 (1, 0-0, 0, 7)

SAVES

DATE	PITCHER (#)	OPPONENT
3/2	Coleman (1)	Canisius
3/8	Ramsey (1)	MTSU



WHEN WAS THE LAST TIME...

WON A SERIES VS. A No. 1 RANKED FOE:	vs. No. 1 FLORIDA (2016)
WON A SERIES VS. A TOP 5 FOE:	vs. No. 3 TEXAS TECH, 2-1 (MARCH 9-11, 2018)
WON A SERIES VS. TEAM RANKED NO. 6-10:	vs. No. 9 AUBURN, 2-1 (MARCH 23-25, 2018)
WON A ROAD SERIES VS. RANKED OPPONENT:	AT No. 18 GEORGIA, 2-1 (APRIL 13-14, 2018)
SWEPT A HOME SERIES (THREE OR MORE GAMES):	vs. MIDDLE TENNESSEE (MARCH 8-10, 2019)
SWEPT A ROAD SERIES (THREE OF MORE GAMES):	AT AUSTIN PEAY (FEBRUARY 15-17, 2019)
RECORDED A TRIPLE PLAY:	vs. LOUISVILLE (APRIL 18, 2017; 7-6-2)
PLAYED AN EXTRA-INNING GAME:	11 INNINGS, vs. AUBURN [SEC TOURNAMENT]; L, 3-4 (MAY 22, 2018)
SCORED 20 OR MORE RUNS IN A GAME:	20, AT XAVIER (MARCH 20, 2018)
HIT SIX HOME RUNS IN A GAME:	vs. DAYTON (APRIL 4, 2012)
HIT SEVEN HOME RUNS IN A GAME:	AT XAVIER (MARCH 20, 2018)
HIT FOUR HOME RUNS IN AN INNING:	8TH, vs. DAYTON (FEB. 21, 2016)
DREW 10 OR MORE WALKS IN A GAME:	11, vs. SOUTH CAROLINA (APRIL 6, 2018)
GOT HIT BY 10 OR MORE PITCHES IN A GAME:	10, vs. MONMOUTH (MARCH 6, 2010) * TIED NCAA RECORD
HIT BY THREE OR MORE PITCHES IN A GAME (PLAYER):	RYAN SHINN (3, AT TEXAS TECH, FEB. 24, 2019)
STOLE EIGHT BASES IN A GAME:	AT AUBURN (APRIL 25, 2010)
TIED A GAME:	vs. LSU (MARCH 25, 2007)
LED OFF A GAME WITH A HOME RUN:	TRISTAN POMPEY (vs. SOUTH CAROLINA, APRIL 8, 2018)
LED OFF A GAME WITH A TRIPLE:	AUSTIN COUSINO (vs. GEORGIA, MARCH 31, 2013)
HIT A GRAND SLAM:	TRISTAN POMPEY (vs. MURRAY STATE, MAY 15, 2018)
HIT A WALK-OFF HOME RUN:	RYAN SHINN (vs. MIDDLE TENNESSEE, TWO-RUN HR, MARCH 10, 2019)
HIT AN EXTRA-INNING, GAME-WINNING HOME RUN:	DORIAN HAIRSTON (vs. SOUTH CAROLINA, MAY 8, 2016)
HIT TWO HOME RUNS IN A GAME:	LUKE HEYER AND KOLE COTTAM (vs. XAVIER, MARCH 20, 2018)
HIT TWO HOME RUNS IN AN INNING:	AJ REED (vs. St. JOSEPH'S, FEB. 21, 2014)
HIT FIVE HOMERS IN A THREE-GAME SPAN:	AJ REED (FEB. 21-23, 2014)
HIT THREE HOME RUNS IN A GAME:	GUNNER GLAD (vs. SOUTH CAROLINA, MARCH 28, 2009)
HIT A NINTH-INNING, PINCH-HIT HOMER:	RILEY MAHAN (AT LSU, MARCH 29, 2015)
HIT A HOME RUN ON HIS BIRTHDAY:	LUKE BECKER (vs. SOUTH CAROLINA, APRIL 8, 2018)
HAD A WALK-OFF WIN:	vs. MIDDLE TENNESSEE, 5-4 (MARCH 10, 2019)
HAD A WALK-OFF HIT (NON-HR):	DALTON REED, SINGLE (vs. NORTHERN KENTUCKY, FEB. 27, 2019)
HAD A WALK-OFF GRAND SLAM:	RILEY MAHAN (vs. ALABAMA, APRIL 9, 2016)
HAD A WALK-OFF WALK:	THOMAS BERNAL (vs. BUFFALO, FEB. 26, 2012)
HIT AN INSIDE THE PARK HOMER:	RILEY MAHAN (AT LSU, vs. APRIL 4, 2015)
HOMERED IN CONSECUTIVE GAMES:	T.J. COLLETT (AT AUSTIN PEAY, FEB. 15-16, 2019)
HOMERED IN THREE CONSECUTIVE GAMES:	T.J. COLLETT (vs. S. HOUSTON ST., MAR. 3; vs. LOUISIANA, MAR. 4; vs. ECU, MAR. 6, 2018)
HOMERED IN THREE CONSECUTIVE SEC GAMES:	RILEY MAHAN (vs. GEORGIA, MAY 6-7, vs. TENNESSEE, MAY 12, 2017)
HOMERED IN FOUR CONSECUTIVE GAMES:	T.J. COLLETT (vs. XAVIER, FEB. 20; vs. OAKLAND, FEB. 23-25, 2018)
HOMERED IN FOUR CONSECUTIVE SEC GAMES:	RILEY MAHAN (vs. GEORGIA, MAY 6-7, vs. TENNESSEE, MAY 12-13, 2017)
HOMERED IN FIVE CONSECUTIVE SEC GAMES:	AJ REED (vs. FLORIDA, APRIL 4-6, vs. MISSOURI, APRIL 11-12, 2014)
HOMERED IN CONSECUTIVE AT BATS:	KOLE COTTAM (vs. MISSOURI, APRIL 29; AT TENNESSEE, MAY 4, 2018)
HOMERED IN FIRST AT-BAT OF THE SEASON:	DALTON REED (AT AUSTIN PEAY, FEB. 15, 2019)
HOMERED FOR FIRST CAREER HIT:	DALTON REED AND JAREN SHELBY (AT AUSTIN PEAY, FEB. 15, 2019)
HOMERED IN FIRST AT-BAT OF THEIR CAREER:	DALTON REED (AT AUSTIN PEAY, FEB. 15, 2019)
HOMERED IN FIRST HOME AT BAT OF THEIR CAREER (GS):	AJ REED (vs. BUFFALO, FEB. 24, 2012)
HOMERED IN FINAL HOME AT BAT OF THEIR CAREER (GS):	MARCUS NIDIFFER (vs. LSU, MAY 16, 2010)
HIT BACK TO BACK HOME RUNS:	KOLE COTTAM AND LUKE BECKER (AT VANDERBILT, MAY 19, 2018)
HIT THREE CONSECUTIVE HOME RUNS:	LANCE RAY, BRADEN KAPTEYN AND MARCUS NIDIFFER (AT INDIANA, MAY 11, 2010)
SCORED FOUR OR MORE RUNS IN A GAME:	TREY DAWSON (vs. SOUTH CAROLINA, APRIL 6, 2018)
SCORED SIX OR MORE RUNS IN A GAME:	ANDY BURNS (vs. MISSISSIPPI STATE, APRIL 19, 2009)
HAD A HIT IN SEVEN CONSECUTIVE OFFICIAL AT BATS:	RYAN SHINN (AT AUSTIN PEAY AND AT TEXAS TECH, FEB. 17-23, 2019)
HAD FOUR OR MORE HITS IN A GAME:	ALEX RODRIGUEZ (AT WESTERN CAROLINA, APRIL 11, 2018)
HAD FIVE OR MORE HITS IN A GAME:	RILEY MAHAN (vs. LSU, APRIL 21, 2017)
HAD SIX HITS IN A GAME:	J.T. RIDDLE (vs. NIAGARA, FEB. 17, 2013)
HAD FIVE RBI IN A GAME:	KOLE COTTAM (vs. MISSOURI, APRIL 29, 2018)
HAD SIX RBI IN A GAME:	MICHAEL THOMAS (vs. BALL STATE, MARCH 8, 2014)
HAD SEVEN RBI IN A GAME:	JAVON SHELBY (AT GEORGIA, MARCH 20, 2016)
HAD EIGHT RBI IN A GAME:	LUKE BECKER (vs. MIAMI, OH, MARCH 12, 2017)
HIT HOME RUNS FROM BOTH SIDES OF THE PLATE:	RYAN WILKES (vs. WRIGHT STATE, MAY 6, 2008)
HIT HR LEFTY/RIGHTY IN A SAME WEEK:	TRISTAN POMPEY (AT TEXAS A&M, FEB. 17-19, 2017)
STOLE THREE OR MORE BASES IN A GAME:	JAREN SHELBY (5, vs. EASTERN KENTUCKY, FEB. 26, 2019)
WALKED FOUR OR MORE TIMES IN A GAME:	T.J. COLLETT (vs. SOUTH CAROLINA, APRIL 6, 2018)
STRUCK OUT 10 OR MORE IN A GAME:	ZACK THOMPSON (11, vs. CANISIUS, MARCH 1, 2019)
PITCHED A NINE-INNING COMPLETE GAME:	JUSTIN LEWIS (vs. LSU, APRIL 21, 2017)
PITCHED A NINE-INNING SHUTOUT:	SEAN HJELLE (AT TEXAS A&M, MARCH 17, 2017)
PITCHED A NO-HITTER:	JOHN BOWLING (vs. GEORGIA STATE, APRIL 9, 1974; W, 3-0)



Collett, who hails from Terre Haute, Indiana, is heavily involved with the NEGU/Jessie Rees Foundation, whose mission is connecting with families of young cancer patients, bringing awareness to their stories, offering them a network of helpful resources and sending the entire family encouragement throughout their journey. NEGU, which stands for Never Ever Give Up, has worked with Collett on bringing children and their families to UK home baseball games to experience pregame activities on the field and in the dugout, as well as be announced during the game. As part of his work with NEGU, Collett has spearheaded an effort where members of the UK baseball team delivery Joy Jars to young cancer patients. The jars are stuffed with toys, games, and other things to brighten patients' days while fighting the disease. More information on NEGU can be found at negu.org.

NEGU and UK's Dance Blue both will be part of Pediatric Cancer Awareness Weekend, which will be held during the Georgia series (March 28-30). UK players will wear yellow wristbands, as well as yellow ribbon helmet stickers on their batting helmets.

DANDY DOZEN: CATS LEAD THE SEC IN WEEKLY HONORS

Although the strength of our TEAM is our TEAM, the Cats have had standout individual performances that have caught the attention of observers across the country and in the SEC offices. Since the beginning of the 2017 season, UK players have been named either SEC Player or Pitcher of the Week **TWELVE** times, the most for any school in the conference.

TEAM	HONORS
KENTUCKY	12
Auburn	9
LSU	8

CATS FEATURED ON NATIONAL BROADCASTS

The Kentucky baseball team will be featured on national television nine times this season, including the Southeastern Conference's Thursday night showcase game. Additionally, all of the Wildcats' 32 home games and 30 conference games will be available via SECN+. The Cats first appear on national television when Georgia comes to Lexington on Mar. 28. Airing on the SEC Network, the game is the league's featured Thursday night game that week. UK also will appear on the SEC Network on April 13 (at Ole Miss), April 27 (at Florida), May 7 (vs. Indiana), May 10-12 (at South Carolina) and May 14 (vs. Michigan). The April 28 game at Florida is slated for ESPN2.

#BBN AND BASEBALL: A LOVE STORY

Although not often mentioned in the same breath with baseball hotbeds around the country there is a deep and longstanding bond with the game in the Bluegrass region, particularly the "triangle" extending the Lexington to Cincinnati to Louisville. The Cats have ranked in the top 25 in home attendance each of the past two seasons, ahead of more traditional powers such as Miami, Arizona State, Wichita State, Tulane, Long Beach State, North Carolina and Stanford.

In 2018 the program sold its entire allotment of season tickets for the first time in school history and ultimately saw 91,551 fans passing through the gates. The number set a school-record for total season attendance, an average of 3,270 fans per game, and placed the Cats in the nation's top 20 in attendance. Furthermore, the **TEN** largest crowds in school history have come the past two seasons and **FIVE** times the program set either a regular season or postseason attendance record since Nick Mingione took over as head coach. The top **EIGHT** regular season crowds came in 2018.

RANKINGS

OPPONENTS IN THE POLLS THIS WEEK

TEAM	BA	D1	USA	PG	BWA
TEXAS TECH	9	11	9	9	8
LSU	11	13	13	14	10
TEXAS A&M	-	10	22	18	22
GEORGIA	15	8	11	21	9
LOUISVILLE	13	7	14	8	11
OLE MISS	12	9	8	7	12
TENNESSEE	25	23	21	-	23
FLORIDA	4	5	7	6	6
ARKANSAS	16	14	10	11	13
SO. CAROLINA	20	22	23	-	24
MICHIGAN	23	-	25	-	-
VANDERBILT	1	1	2	2	1

KENTUCKY WEEK-BY-WEEK IN THE NATIONAL POLLS

TEAM	BA	D1	USA	PG	BWA
PRESEASON	-	-	RV	-	RV
WEEK 1	-	-	RV	-	-
WEEK 2	-	-	-	-	-
WEEK 3	-	-	-	-	-
WEEK 4	-	-	RV	-	-
WEEK 5					
WEEK 6					
WEEK 7					
WEEK 8					
WEEK 9					
WEEK 10					
WEEK 11					
WEEK 12					
WEEK 13					
WEEK 14					
WEEK 15					

(BA - Baseball America; D1 - D1Baseball; USA - Coaches Poll; PG - Perfect Game; BWA - Baseball Writers Assoc.)

VS. RANKED OPPONENTS

TEAM	HIGH RANK	RECORD
AT TEXAS TECH	3%	0-3
AT LSU	11*	

TOTAL	0-3
vs. Top 10	0-3

(*NCBWA; *Baseball America; +USA Coaches; %D1 Baseball; !Perfect Game)



CATS IN THE RECORD BOOKS

UK CAREER ERA

(min. 75 innings)

1. Jeff Keener (1980-81) - 2.01
2. Trevor Gott (2011-13) - 2.30
3. AJ Reed (2012-14) - 2.83
4. Joe Georger (1979) - 2.86
5. Alex Phillips (2011-12) - 3.08
6. David Voit (1986-88) - 3.23
7. Logan Salow (2014-17) - 3.32
8. Dustin Beggs (2015-16) - 3.32
9. Aaron Lovett (2007-08) - 3.38
10. Matt Fisher (1990-92) - 3.39

ZACK THOMPSON (2017-) - 3.69

UK CAREER HITS/9 INN. ALLOWED

(min. 75 innings)

1. Jeff Keener (1980-81) - 5.11
2. **ZACK THOMPSON (2017-) - 6.19**
3. Tim Brandenburg (1979-80) - 7.42
4. Chris Carroll (1982-85) - 7.43
5. Dustin Beggs (2015-16) - 7.48
6. David Voit (1986-88) - 7.57
7. Justin Lewis (2016-18) - 7.65
8. Logan Salow (2014-17) - 7.75
9. Jack Savage (1983-85) - 7.94
10. W. VanLandingham (1989-91) - 7.97

UK SINGLE-SEASON HITS/9 INN.

(min. 45 innings)

1. Jeff Keener (1981) - 3.93
2. **ZACK THOMPSON (2017) - 5.95**
3. Logan Salow (2017) - 6.02
4. Jeff Keener (1980) - 6.19
5. Tim Brandenburg (1980) - 6.29
6. David Voit (1988) - 6.61
7. Chris Carroll (1985) - 6.94
8. Alex Meyer (2011) - 6.95
9. Dustin Beggs (2016) - 7.11
10. Andrew Albers (2008) - 7.19

UK SINGLE-SEASON WINS

1. Jeff Keener (1981) - 13
2. Joe Georger (1979) - 12
- AJ Reed (2014) - 12
4. Sean Hjelle (2017) - 11
5. Matthew Coleman (1987) - 10
- Greg Dombrowski (2006) - 10
7. Dustin Beggs (2016) - 9
- Corey Littrell (2012) - 9
8. **ZACK THOMPSON (2017) - 8**
- 10 others

UK CAREER 100-HIT CLUB

1. Andy Green (1997-2000) - 277
2. Aaron McGlone (97-00) - 274
3. Mike Botkin (79-82) - 241
4. Evan White (2015-17) - 233
5. Spencer Graeter (2001-04) - 233
6. Jeff Abbott (91-94) - 232
7. Keenan Wiley (2007-10) - 230
8. Ryan Wilkes (2005-08) - 226
9. Jeff Tedesco (94-97) - 223
10. Austin Cousino (2012-14) - 216
11. Chad Green (94-96) - 215
12. Mike Harris (89-91) - 214
13. John Wilson (98-00) - 212
- Brad Hindersman (91-94) - 212
15. Chad Wright (09-11) - 211
16. Antone DeJesus (2005-07) - 202
17. AJ Reed (2012-14) - 195
18. Tristan Pompey (2016-18) - 193
19. Michael Bertram (2003-06) - 188
20. John Shelby (2004-06) - 177
21. Kyle Barrett (2013-15) - 174
22. Sawyer Carroll (2007-08) - 173
23. Riley Mahan (2015-17) - 172
24. Collin Cowgill (2005-08) - 171
25. J.T. Riddle (2011-13) - 170
26. Kole Cottam (2016-18) - 162
27. Matt Reid (2011-14) - 161
28. Billy Grace (2004-07) - 160
29. Chris Bisson (2008-2010) - 157
30. Thomas McCarthy (2011-12) - 153
- Braden Kapetyn (2009-11) - 153
32. JaVon Shelby (2014-16) - 150
33. Ka'ai Tom (2014-15) - 148
- Luke Becker (2016-18) - 148
35. Sean Coughlin (2006-07) - 142
36. Zach Reks (2016-17) - 137
37. Max Kuhn (2012-14) - 133
38. Brian Spear (2007-08) - 130
- Thomas Bernal (2012-15) - 130
40. Mike Breyman (2003-04) - 127
41. Chad Stewart (2003-04) - 125
42. Chris Wade (2008-09) - 123
43. Taylor Black (2010-11) - 121
- Marcus Nidiffer (2007-10) - 121
45. Michael Williams (2009-12) - 119
46. Troy Squires (2015-18) - 118
47. Gunner Glad (2009-10) - 115
48. Marcus Carson (2014-17) - 112
49. Shawn Lehmann (2005-06) - 111
50. Storm Wilson (2014-17) - 109
51. Micheal Thomas (2011-14) - 107
52. Connor Heady (2014-17) - 106

UK CAREER WIN-LOSS PERCENTAGE

1. Greg Dombrowski (2005-08) - .821
2. Jeff Keener (1980-81) - .800
3. **ZACK THOMPSON (2017-) - .733**
4. Dustin Beggs (2015-16) - .727
5. Lorhn Frazier (1990-93) - .719
6. Dylan Dwyer (2013-16) - .714
7. Sean Hjelle (2016-18) - .688
8. Chandler Shepherd (2012-14) - .684
9. Justin Lewis (2016-18) - .682
10. Chris Rusin (2006-09) - .677

UK CAREER STRIKEOUTS

1. Scott Downs (1995-97) - 293
2. Chris Rusin (2006-09) - 274
3. Brian Reed (1991-94) - 271
4. Brandon Webb (1998-2000) - 259
5. Alex Meyer (2009-11) - 253
6. Scott Smith (1990-93) - 242
7. Joe Blanton (2000-02) - 231
8. Scott Wade (2000-03) - 227
9. Sean Hjelle (2016-18) - 222
10. Corey Littrell (2011-13) - 215
11. Rodney Bolton (1989-90) - 206
12. Craig Snipp (2003-06) - 203
13. Lorhn Frazier (1990-93) - 202

ZACK THOMPSON (2017-) - 175



HOME RUN BREAKDOWN

BY LOCATION

AT HOME	9
ON ROAD	7
NEUTRAL	0

BY PITCHER

VS. RIGHT	7
VS. LEFT	9

BY CONFERENCE

VS. SEC	0
VS. NON-SEC	16

BY OUTS

WITH NO OUT	5
WITH ONE OUT	6
WITH TWO OUT	5

BY RUNNERS ON

SOLO	6
TWO-RUN	6
THREE-RUN	4
GRAND SLAM	0

BY COUNT

AHEAD IN COUNT	7
EVEN IN COUNT	4
BEHIND IN COUNT	4
FULL COUNT	0
FIRST PITCH	3
TWO STRIKE	2

BY TIME OF DAY

(FIRST PITCH BEFORE/AFTER 6 P.M. EST)

DAY GAMES	16
NIGHT GAMES	0

HOME RUN TRACKER

NO	PLAYER (#)	OPPONENT	ON	INN.	OUT	COUNT	RHP/LHP
1	D. Reed (1)	Austin Peay	0	2	1	0-0	LHP
2	J. Shelby (1)	Austin Peay	0	6	2	1-0	LHP
3	T. Collett (1)	Austin Peay	2	8	0	1-2	LHP
4	B. Daniel (1)	Austin Peay	0	9	1	3-1	RHP
5	T. Collett (2)	Austin Peay	1	3	1	1-0	LHP
6	D. Reed (2)	Austin Peay	2	6	2	0-0	LHP
7	R. Shinn (1)	Texas Tech	2	5	2	1-0	LHP
8	T. Collett (3)	Eastern Kentucky	1	5	2	3-1	RHP
9	R. Shinn (2)	Canisius	0	3	0	0-1	RHP
10	D. Reed (3)	Canisius	1	6	1	0-0	LHP
11	B. Daniel (2)	Canisius	1	3	0	2-1	LHP
12	T. Collett (4)	Boston College	0	4	1	2-2	RHP
13	C. Hill (1)	Middle Tennessee	1	4	2	0-1	RHP
14	B. Daniel (3)	Middle Tennessee	0	5	0	2-1	RHP
15	*R. Shinn (3)	Middle Tennessee	1	9	1	0-1	RHP
16	T. Collett (5)	Western Kentucky	2	1	0	3-1	LHP

*walk-off

HR BY POSITION

C - 0	LF - 4
1B - 3	CF - 1
2B - 0	RF - 1
SS - 0	DH - 5
3B - 2	PH - 0

HR BY INNING

1ST - 1	6TH - 3
2ND - 1	7TH - 0
3RD - 3	8TH - 1
4TH - 2	9TH - 2
5TH - 3	10+ - 0



KENTUCKY BATTING ORDER

GAME	1	2	3	4	5	6	7	8	9
AUSTIN PEAY	DANIEL	HILL	SHELBY	COLLETT	REED	SHINN	KESSLER	RODRIGUEZ	LEWIS
AUSTIN PEAY	DANIEL	HILL	SHELBY	COLLETT	REED	SHINN	GEI	RODRIGUEZ	LEWIS
AUSTIN PEAY	DANIEL	HILL	SHELBY	COLLETT	REED	SHINN	KESSLER	RODRIGUEZ	SCHULTZ
TEXAS TECH	DANIEL	HILL	SHELBY	COLLETT	REED	SHINN	RODRIGUEZ	GEI	LEWIS
TEXAS TECH	DANIEL	HILL	COLLETT	SHINN	REED	SHELBY	RODRIGUEZ	GEI	LEWIS
TEXAS TECH	DANIEL	RODRIGUEZ	COLLETT	SHINN	REED	SHELBY	HOLEN	SCHULTZ	LEWIS
EASTERN KENTUCKY	DANIEL	SHINN	COLLETT	SHELBY	REED	KESSLER	RODRIGUEZ	HILL	LEWIS
NORTHERN KENTUCKY	DANIEL	SHINN	COLLETT	SHELBY	REED	RODRIGUEZ	GEI	HILL	LEWIS
CANISIUS	DANIEL	HILL	COLLETT	SHINN	REED	RODRIGUEZ	KESSLER	GEI	LEWIS
CANISIUS (DH-1)	DANIEL	SHINN	COLLETT	SHELBY	REED	KESSLER	ELLINGTON	RODRIGUEZ	LEWIS
CANISIUS (DH-2)	DANIEL	SHINN	COLLETT	SHELBY	REED	KESSLER	GEI	RODRIGUEZ	SCHULTZ
BOSTON COLLEGE	DANIEL	SHINN	COLLETT	SHELBY	REED	KESSLER	RODRIGUEZ	JOHNSON	CURTIS
MIDDLE TENNESSEE	DANIEL	SHINN	COLLETT	SHELBY	REED	KESSLER	RODRIGUEZ	HILL	LEWIS
MID. TENNESSEE (DH-1)	DANIEL	SHINN	COLLETT	SHELBY	REED	KESSLER	RODRIGUEZ	HILL	LEWIS
MID. TENNESSEE (DH-2)	DANIEL	SHINN	COLLETT	SHELBY	REED	ELLINGTON	GEI	RODRIGUEZ	SCHULTZ
SIU-EDWARDSVILLE	DANIEL	SHINN	COLLETT	SHELBY	REED	KESSLER	SCHULTZ	HILL	CURTIS
WESTERN KENTUCKY	DANIEL	SHINN	COLLETT	SHELBY	REED	KESSLER	SCHULTZ	ELLINGTON	RODRIGUEZ





KENTUCKY STARTING LINEUP

GAME	C	1B	2B	SS	3B	LF	CF	RF	DH
AUSTIN PEAY	KESSLER	REED	LEWIS	RODRIGUEZ	DANIEL	SHINN	HILL	SHELBY	COLLETT
AUSTIN PEAY	GEI	REED	LEWIS	RODRIGUEZ	DANIEL	SHINN	HILL	SHELBY	COLLETT
AUSTIN PEAY	KESSLER	REED	SCHULTZ	RODRIGUEZ	DANIEL	SHINN	HILL	SHELBY	COLLETT
TEXAS TECH	GEI	REED	LEWIS	RODRIGUEZ	DANIEL	SHINN	HILL	SHELBY	COLLETT
TEXAS TECH	GEI	REED	LEWIS	RODRIGUEZ	DANIEL	SHINN	HILL	SHELBY	COLLETT
TEXAS TECH	HOLEN	REED	LEWIS	RODRIGUEZ	SCHULTZ	SHINN	DANIEL	SHELBY	COLLETT
EASTERN KENTUCKY	KESSLER	REED	LEWIS	RODRIGUEZ	DANIEL	SHINN	DANIEL	SHELBY	COLLETT
NORTHERN KENTUCKY	GEI	REED	LEWIS	RODRIGUEZ	DANIEL	SHINN	DANIEL	SHELBY	COLLETT
CANISIUS	GEI	REED	LEWIS	RODRIGUEZ	KESSLER	SHINN	HILL	DANIEL	COLLETT
CANISIUS (DH-1)	KESSLER	REED	LEWIS	RODRIGUEZ	DANIEL	SHINN	ELLINGTON	SHELBY	COLLETT
CANISIUS (DH-2)	GEI	REED	SCHULTZ	RODRIGUEZ	KESSLER	DANIEL	SHELBY	SHINN	COLLETT
BOSTON COLLEGE	KESSLER	REED	CURTIS	RODRIGUEZ	DANIEL	JOHNSON	SHELBY	SHINN	COLLETT
MIDDLE TENNESSEE	KESSLER	REED	LEWIS	RODRIGUEZ	DANIEL	SHINN	HILL	SHELBY	COLLETT
MIDDLE TENNESSEE	KESSLER	REED	LEWIS	RODRIGUEZ	DANIEL	SHINN	HILL	SHELBY	COLLETT
MIDDLE TENNESSEE	GEI	REED	SCHULTZ	RODRIGUEZ	DANIEL	SHINN	ELLINGTON	SHELBY	COLLETT
SIU-EDWARDSVILLE	KESSLER	REED	CURTIS	SCHULTZ	DANIEL	SHINN	HILL	SHELBY	COLLETT
WESTERN KENTUCKY	KESSLER	REED	SCHULTZ	RODRIGUEZ	DANIEL	SHINN	ELLINGTON	SHELBY	COLLETT



BELANGER BRINGS OUT THE BEST

Pitching coach Jim Belanger has only been coaching for a relatively short time but he already has made quite a name for himself with his development of young pitchers. Dedicated to tailoring individual pitching plans to suit each pitcher's strengths the results have been undeniable, particularly as it relates to preparing them for professional baseball. Belanger has had 21 of his pupils selected in the Major League Baseball Draft with an eye-popping 19 of them being drafted higher than previously taken before working with him. Twelve of those 21 players had previously been undrafted and 11 of the 21 were taken in the first 10 rounds of the draft. In two years at UK, Belanger has mentored nine players selected in the draft (Justin Lewis was selected in both 2017 and 2018).



Nine former Wildcats either appeared in Major League Baseball in 2018 or currently are on a franchise's 40-man roster. (Note: Team listed is 2019 franchise)

SUCCESS WITH PITCHERS IN MLB DRAFT

JIM BELANGER

2017-18 AT KENTUCKY

YEAR	ROUND	PRIOR DRAFT STATUS	YEAR	ROUND	PRIOR DRAFT STATUS		
SEAN HJELLE	2018	2nd	UNDRAFTED	MIKE SHAWARYN	2016	5th	32nd ROUND
ZACH HAAKE	2018	6th	UNDRAFTED	MIKE RESCIGNO	2016	25th	UNDRAFTED
JUSTIN LEWIS	2018	12th	11th ROUND	ROBERT GALLIGAN	2016	36th	UNDRAFTED
CHRIS MACHAMER	2018	16th	UNDRAFTED	ALEX ROBINSON	2015	5th	UNDRAFTED
ALEC MALEY	2018	32nd	UNDRAFTED	JAKE DROSSNER	2015	10th	23rd ROUND
ANDREW MILLER	2018	40th	34th ROUND	KEVIN MOONEY	2015	15th	UNDRAFTED
LOGAN SALOW	2017	6th	UNDRAFTED	ZACH MORRIS	2015	24th	UNDRAFTED
ZACH POP	2017	7th	23rd ROUND	JAKE STINNETT	2014	2nd	29th ROUND
ZACH LOGUE	2017	9th	UNDRAFTED	BEN BREWSTER	2014	15th	UNDRAFTED
JUSTIN LEWIS	2017	11th	19th ROUND	JIMMY REED	2013	6th	21st ROUND
				PAT LIGHT	2012	1st	29th ROUND

MLB

- Trevor Gott (RP) - San Francisco Giants
- Luke Maile (C) - Toronto Blue Jays
- James Paxton (SP) - New York Yankees
- Tim Peterson (RP) - New York Mets
- AJ Reed (1B/DH) - Houston Astros
- J.T. Riddle (INF) - Miami Marlins
- Taylor Rogers (RP) - Minnesota Twins
- Chris Rusin (RP) - Colorado Rockies

40-MAN ROSTER

- Chandler Shepherd (SP) - Boston Red Sox

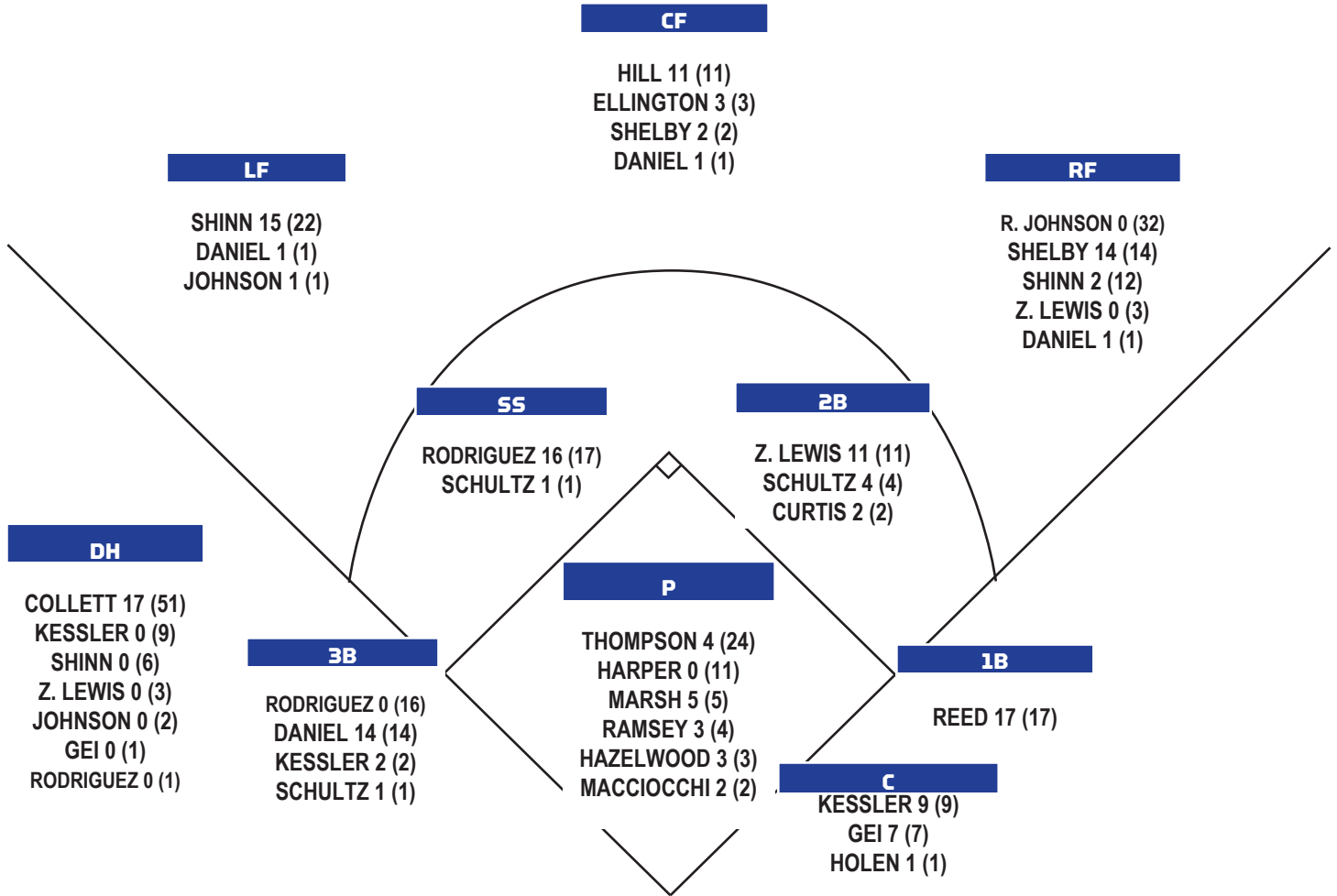
TRACKING KENTUCKY CAREER HIGHS

PLAYER	HITS (most recent)	RBI (most recent)	RUNS (most recent)
ORLANDO ADAMS JR.	--	--	1 (vs. W. KENTUCKY; 3/13/19)
T.J. COLLETT	4 (vs. vs. XAVIER; 3/20/18)	5 (vs. OAKLAND; 2/24/18)	3 (vs. XAVIER; 3/20/18)
ELLIOTT CURTIS	2 (vs. SIUE; 3/12/19)	2 (vs. SIUE; 3/12/19)	2 (vs. SIUE; 3/12/19)
BREYDON DANIEL	3 (vs. CANISIUS; 3/1/19)	2 (vs. CANISIUS; 3/2/19)	3 (vs. W. KENTUCKY; 3/13/19)
ROOK ELLINGTON	1 (vs. W. KENTUCKY; 3/13/19)	1 (vs. W. KENTUCKY; 3/13/19)	2 (vs. CANISIUS; 3/1/19)
MARSHALL GEI	3 (vs. N. KENTUCKY; 2/27/19)	1 (vs. MTSU; 3/10/19)	1 (AT TEXAS TECH; 2/23/19)
CAM HILL	2 (vs. MTSU; 3/8/19)	2 (vs. MTSU; 3/8/19)	2 (vs. MTSU; 3/10/19)
RYAN JOHNSON	4 (vs. MIAMI UNIV.; 3/27/18)	4 (vs. OAKLAND; 2/25/18)	3 (vs. HOUSTON; 3/2/18)
COLTYN KESSLER	3 (vs. W. KENTUCKY; 3/13/19)	3 (vs. CANISIUS; 3/1/19)	2 (vs. MTSU; 3/8/19)
ZEKE LEWIS	2 (vs. CANISIUS; 3/2/19)	4 (vs. CANISIUS; 3/2/19)	2 (vs. MURRAY ST.; 5/15/18)
DALTON REED	3 (AT AUSTIN PEAY; 2/15/19)	4 (vs. W. KENTUCKY; 3/13/19)	3 (vs. CANISIUS; 3/2/19)
ALEX RODRIGUEZ	4 (AT W. CAROLINA; 4/11/18)	2 (AT W. CAROLINA; 4/11/18)	3 (AT AUSTIN PEAY; 2/17/19)
JAREN SHELBY	3 (AT AUSTIN PEAY; 2/17/19)	3 (vs. MTSU; 3/10/19)	2 (vs. W. KENTUCKY; 3/13/19)
RYAN SHINN	3 (AT TEXAS TECH; 2/23/19)	3 (AT AUSTIN PEAY; 2/23/19)	3 (vs. W. KENTUCKY; 3/13/19)
AUSTIN SCHULTZ	2 (vs. MTSU; 3/10/19)	1 (vs. CANISIUS; 3/2/19)	2 (vs. MTSU; 3/10/19)
PITCHERS	INNINGS (most recent)	STRIKEOUTS (most recent)	PITCHES (most recent)
COLE AYERS	1.2 (vs. SIUE; 3/12/19)	3 (vs. SIUE; 3/12/19)	25 (vs. N. KENTUCKY; 2/27/19)
TYLER BURCHETT	1.0 (vs. W. KENTUCKY; 3/13/19)	1 (vs. W. KENTUCKY; 3/13/19)	13 (vs. W. KENTUCKY; 3/13/19)
CARSON COLEMAN	2.2 (AT WESTER CAROLINA; 4/11/18)	5 (AT WOFFORD; 2/16/18)	44 (vs. CANISIUS; 3/2/19)
BRAXTON COTTONGAME	1.0 (vs. W. KENTUCKY; 3/13/19)	1 (vs. W. KENTUCKY; 3/13/19)	16 (vs. W. KENTUCKY; 3/13/19)
COLE DANIELS	1.0 (vs. MTSU; 3/10/19)	3 (vs. CANISIUS; 3/2/19)	28 (AT TEXAS TECH; 2/24/19)
ALEX DEGEN	2.0 (vs. N. KENTUCKY; 2/27/19)	2 (vs. CANISIUS; 3/2/19)	33 (vs. CANISIUS; 3/2/19)
DANIEL HARPER	6.0 (vs. MIAMI UNIV.; 3/27/18)	8 (vs. EVANSVILLE; 2/18/18)	78 (vs. EVANSVILLE; 2/18/18)
MASON HAZELWOOD	6.0 (vs. N. KENTUCKY; 2/27/19)	11 (vs. N. KENTUCKY; 2/27/19)	77 (vs. N. KENTUCKY; 2/27/19)
RYAN JOHNSON	1.0 (AT VANDERBILT; 5/17/18)	1 (vs. MTSU; 3/10/19)	22 (AT VANDERBILT; 5/17/18)
BEN JORDAN	1.0 (vs. W. KENTUCKY; 3/13/19)	1 (vs. W. KENTUCKY; 3/13/19)	21 (AT TEXAS TECH; 2/24/19)
TRIP LOCKHART	2.0 (AT AUSTIN PEAY; 2/16/19)	2 (vs. W. KENTUCKY; 3/13/19)	30 (vs. FLORIDA; 4/19/18)
GRANT MACCIOCCHI	6.1 (vs. MTSU; 3/10/19)	7 (vs. MTSU; 3/10/19)	74 (vs. MTSU; 3/10/19)
DILLON MARSH	5.0 (vs. CANISIUS; 3/2/19)	6 (vs. CANISIUS; 3/2/19)	76 (vs. CANISIUS; 3/2/19)
BRETT MARSHALL	2.0 (AT TEXAS TECH; 2/24/19)	3 (vs. FLORIDA; 4/19/18)	34 (vs. SOUTH CAROLINA; 4/7/18)
JIMMY RAMSEY	6.0 (AT VANDERBILT; 5/18/18)	9 (AT VANDERBILT; 5/18/18)	89 (AT VANDERBILT; 5/18/18)
HUNTER RIGSBY	2.0 (vs. CANISIUS; 3/2/19)	2 (vs. CANISIUS; 3/2/19)	39 (AT TEXAS TECH; 2/23/19)
ZACK THOMPSON	7.0 (vs. MTSU; 3/8/19)	11 (vs. CANISIUS; 3/1/19)	113 (vs. UT MARTIN; 4/12/17)





STARTS BY POSITION AT UK 2019 (CAREER)



GAMES-GAMES STARTED					
PLAYER	CAREER	2019	2018	2017	2016
RYAN JOHNSON	72-41	3-1	50-35	-	21-5 [^]
ZEKE LEWIS	74-17	16-11	30-6	28-0	-
T.J. COLLETT	72-52	17-17	34-32	20-2	-
RYAN SHINN	68-50	17-17	36-23	-	15-10+
ALEX RODRIGUEZ	45-35	16-16	29-19	-	-
MARSHALL GEI	27-8	8-7	10-1	9-0	-
COLTYN KESSLER	28-20	12-11	16-9	-	-
ELLIOTT CURTIS	26-4	10-2	-	16-2~	-
CAM HILL	24-11	17-11	7-0	-	-
BREYDON DANIEL	17-17	17-17	-	-	-
DALTON REED	17-17	17-17	-	-	-
JAREN SHELBY	17-16	17-16	-	-	-
ROOK ELLINGTON	9-3	9-3	-	-	-
AUSTIN SCHULTZ	10-6	10-6	-	-	-
ORLANDO ADAMS JR.	7-0	7-0	-	-	-
TRAE HARMON	4-0	4-0	-	-	-
GRANT MACCIOCCHI	3-0	3-0	-	-	-
TANNER HOLEN	3-1	3-1	-	-	-

[^]AT TCU; +AT FLORIDA GULF COAST; ~AT MIDDLE TENNESSEE



2019 SEASON HONORS

T.J. COLLETT (Jr., 1B/DH)

- COACHES PRESEASON FIRST-TEAM ALL-SEC
- 2019 DRAFT SEC PROSPECT, No. 33 (D1 BASEBALL)

ROOK ELLINGTON (Fr., OF)

- 2019 NATIONAL TOP 50 IMPACT FRESHMAN, #41 (D1 BASEBALL)
- 2019 SEC IMPACT FRESHMAN (D1 BASEBALL)

MARSHALL GEI (R-Sr., C)

- 2019 UK ATHLETICS FRANK G. HAM SOCIETY OF CHARACTER

MASON HAZELWOOD (So., LHP)

- NATIONAL PLAYERS OF WEEK, MAR. 4 (COLLEGIATE BASEBALL)
- 2020 DRAFT PROSPECT, SEC No. 33 (D1 BASEBALL)

BEN JORDAN (R-Fr., RHP)

- 2020 DRAFT PROSPECT, SEC No. 34 (D1 BASEBALL)

DILLON MARSH (Fr., LHP)

- 2019 NATIONAL TOP 50 IMPACT FRESHMAN, #48 (D1 BASEBALL)
- 2019 SEC IMPACT FRESHMAN (D1 BASEBALL)

JIMMY RAMSEY (So., RHP)

- 2020 DRAFT PROSPECT, SEC No. 23 (D1 BASEBALL)

DALTON REED (Jr., IF)

- 2019 DRAFT PROSPECT, SEC No. 48 (D1 BASEBALL)

JAREN SHELBY (Jr., OF)

- 2019 DRAFT PROSPECT, SEC No. 44 (D1 BASEBALL)

RYAN SHINN (Sr., OF)

- NATIONAL PLAYERS OF WEEK, FEB. 25 (COLLEGIATE BASEBALL)
- WEEKEND STANDOUT, FEB. 22-24 (BASEBALL AMERICA)

ZACK THOMPSON (Jr., LHP)

- BASEBALL AMERICA PRESEASON FIRST-TEAM ALL-AMERICA
- COACHES PRESEASON FIRST-TEAM ALL-SEC
- PRESEASON GOLDEN SPIKES AWARD WATCH LIST
- PERFECT GAME PRESEASON ALL-SEC (2019)
- 2019 No. 7 COLLEGE JUNIOR (PERFECT GAME)
- 2019 D1BASEBALL.COM No. 3 COLLEGE PITCHING PROSPECT
- 2019 D1BASEBALL.COM No. 6 OVERALL COLLEGE PROSPECT
- 2019 BASEBALL AMERICA No. 6 COLLEGE PROSPECT
- 2019 MLBPIPELINE.COM No. 7 COLLEGE PROSPECT
- 2019 MLBPIPELINE.COM No. 15 DRAFT PROSPECT
- 2019 PERFECT GAME No. 8 COLLEGE PROSPECT
- 2019 DRAFT PROSPECT, USA BASEBALL COLLEGIATE NATIONAL TEAM (BASEBALL AMERICA)
- 2019 DRAFT PROSPECT, SEC No. 1 (BASEBALL AMERICA)
- 2019 DRAFT PROSPECT, SEC No. 1 (D1 BASEBALL)

CHALLENGING ROAD TO OMAHA

The Wildcats' 56-game slate features 35 total games against 14 teams who made the NCAA Tournament last season and 24 against teams ranked in Baseball America's pre-season Top 25, including 20 vs. the Top 15 - 13 of which will be on the road - and nine vs. the top five. Among the 35 games against teams who made the 2018 NCAA Tournament are 15 against Super Regional teams and nine against teams that advanced to the College World Series. Thirteen of the final 14 games of the regular season are against 2018 tournament clubs, including midweek non-conference showdowns with Indiana (May 7) and Michigan (May 14), a preseason top 25 team that was the lone team in the stretch not to make last season's NCAAs.

DID YOU KNOW? WILDCATS TRIVIA ...

Orlando Adams Jr. - Related to Basketball Hall of Famer Dominique Wilkins

Cole Ayers - Father, Mike, played Triple-A with Pittsburgh; Uncle, Nick Ayers, played in NFL with Cincinnati Bengals

Tyler Burchett - Grew up on a grain farm in Pennsylvania

T.J. Collett - Hit a home run into upper deck at Houston Astros' Minute Maid Park

Breydon Daniel - Father, Mike, was All-American at Oklahoma State and played pro ball

Alex Degen - Has competed in multiple sprint triathlons

Rook Ellington - Father, Mark, played both basketball and baseball in college

Will Gambino - Former prep outfielder making transition to the mound

Marshall Gei - In Master's Program for Medical Physics; Recently inducted into UK's prestigious Frank G. Ham Society of Character

Cam Hill - Grew up attending UK games and standing by the Cats' dugout

Tanner Holen - Nearly died after internal infection in 2016 that collapsed both lungs

Ben Jordan - Returning after missing 2018 season due to arm surgery

Coltyn Kessler - Both parents were collegiate athletes (father - baseball, mother - soccer)

Zeke Lewis - Accomplished musician by stage name of 4\$ound

Trip Lockhart - Overcame childhood battle with scoliosis

Grant Macciocchi - Father, Vince, played basketball at Eastern Illinois

Brett Marshall - Third member of family to play for UK: Father, John; Brother, Tyler

Justin Olson - Tied New York Yankees first baseman Greg Bird's single-season prep home run record in Colorado; 2018 Colorado Gatorade Player of Year

Jimmy Ramsey - Grew up playing hockey

Dalton Reed - Led JUCO in home runs in 2017 (26), had 44 in two seasons

Alex Rodriguez - Born in the Dominican Republic before moving to US in 2004

Austin Schultz - 2017 Nebraska Gatorade Player of the Year

Jaren Shelby - Third Shelby to play at UK, joining brothers John III and JaVon

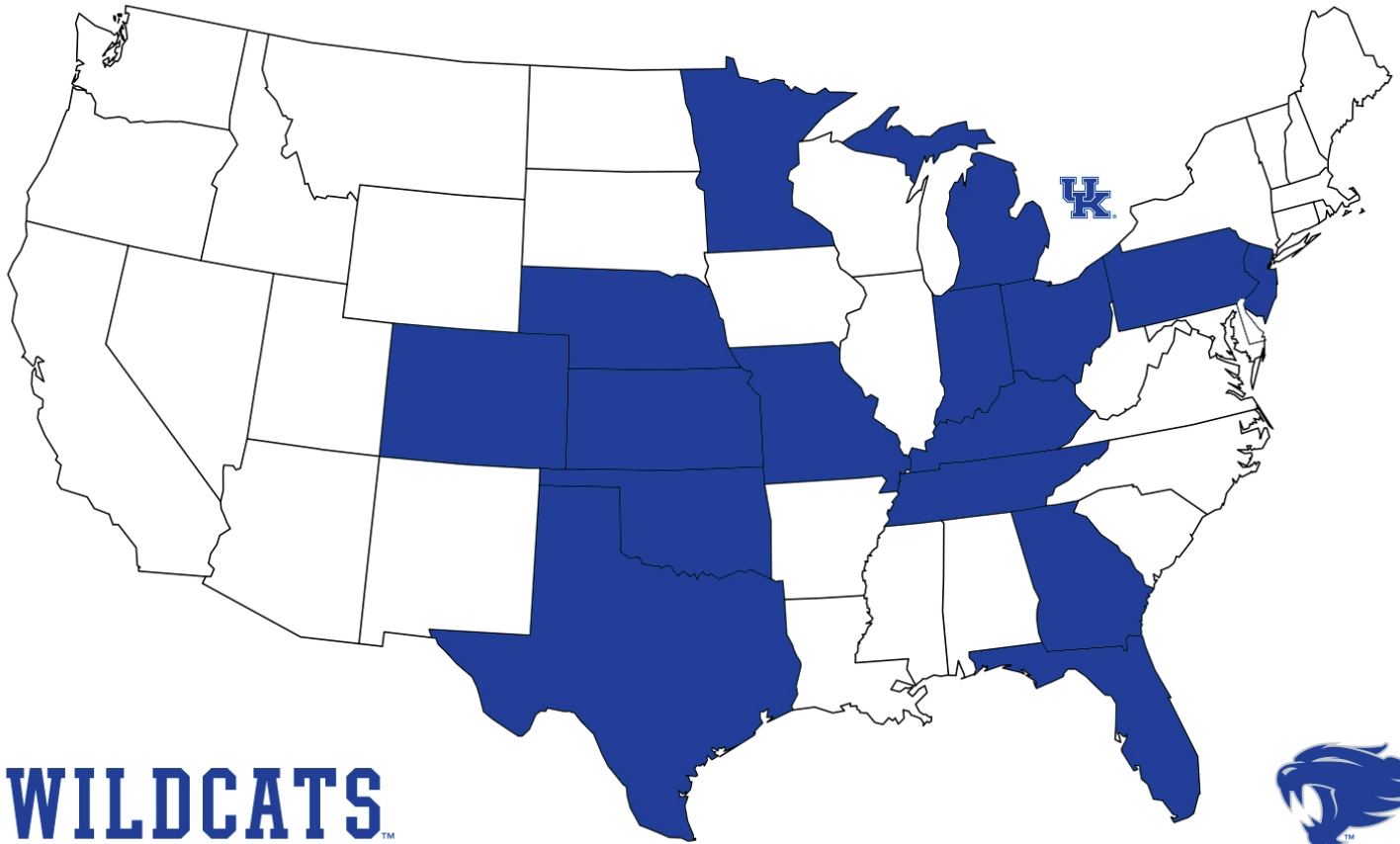
WALK IT OFF

The Cats' 10 most recent walk-off victories

DATE	OPPONENT	SCORE	FINAL PLAY
3/10/19	Middle Tennessee	5-4	Two-Run Home Run
2/27/19	Northern Kentucky	5-4	RBI Single
3/23/18	No. 9 Auburn	5-4	Wild Pitch
2/27/18	Western Kentucky	4-3	Wild Pitch
5/8/16	No. 2 South Carolina	5-4 (12)	Solo Home Run
4/23/16	Arkansas	5-4 (7)	RBI Single
4/9/16	Alabama	6-2	Grand Slam
3/27/16	No. 1 Florida	5-4 (10)	Wild Pitch
3/6/16	Buffalo	9-8 (10)	RBI Single
2/27/15	Nebraska-Omaha	6-5 (14)	RBI Single



WILDCATS ON THE MAP



WILDCATS™

COLORADO (1)

JUSTIN OLSON (COLORADO SPRINGS)

FLORIDA (1)

ALEX RODRIGUEZ (PEMBROKE PINES)

GEORGIA (2)

ORLANDO ADAMS JR. (ATLANTA)
ZEKE LEWIS (ATLANTA)

INDIANA (2)

T.J. COLLETT (TERRE HAUTE)
ZACK THOMPSON (SELMA)

KANSAS (2)

DANIEL HARPER (FAIRWAY)
TANNER HOLEN (MANHATTAN)

KENTUCKY (11)

CARSON COLEMAN (LEXINGTON)
BRAXTON COTTONGAME (HAZARD)
ROOK ELLINGTON (PADUCAH)
MASON HAZELWOOD (SALVISA)
TRAE HARMON (SOMERSET)
CAM HILL (GEORGETOWN)

BEN JORDAN (OLIVE HILL)
TRIP LOCKHART (LEXINGTON)
BRETT MARSHALL (LOUISVILLE)
HUNTER RIGSBY (MOUNT VERNON)
JAREN SHELBY (LEXINGTON)

MICHIGAN (1)

COLE DANIELS (ANN ARBOR)

MINNESOTA (1)

JIMMY RAMSEY (TONKA BAY)

MISSOURI (1)

COLTYN KESSLER (HIGH RIDGE)

NEBRASKA (1)

AUSTIN SCHULTZ (ADAMS)

NEW JERSEY (3)

ALEX DEGEN (READINGTON TOWNSHIP)
WILL GAMBINO (WESTMONT)
RYAN SHINN (JOBSTOWN)

OHIO (2)

COLE AYERS (MT. CARMEL)
GRANT MACCIOCCHI (WEST CHESTER TOWNSHIP)

OKLAHOMA (2)

BREYDON DANIEL (BIXBY)
DALTON REED (ROFF)

ONTARIO (1)

ELLIOTT CURTIS (WATERLOO)

PENNSYLVANIA (2)

TYLER BURCHETT (AIRVILLE)
DILLON MARSH (ELIZABETHTOWN)

TENNESSEE (1)

MARSHALL GEI (MOUNT JULIET)

TEXAS (1)

RYAN JOHNSON (COLLEGE STATION)



NICK MINGIONE

2017 NATIONAL AND SEC COACH OF THE YEAR

MINGIONE BY THE NUMBERS

250 - SEC Academic Honor Roll selections

74 - Players coached who have been selected in the Major League Baseball Draft

47 - All-Conference honors coached

42 - All-American honors coached

16 - Seasons as a college baseball coach

12 - Nationally-ranked recruiting classes (2006-07, 2009-18)

10 - NCAA Regionals (2003-06, 2011-14, 2016, 2017)

6 - Conference championships (2003-06, 2012, 2016)

6 - Conference Players of the Year coached (2004-06, 2012, 2016, 2017)

5 - College World Series (1999, 2003-05, 2013)

4 - SEC Scholar Athlete of the Year (2013, 2014, 2015, 2017)

2 - National Championship finalists (2005, 2013)

1 - Senior CLASS Award winner (2018)

1 - National and SEC Coach of the Year (2017)



Student. Person. Player.

COACH MINGIONE IS PASSIONATE ABOUT DEVELOPING STUDENT-ATHLETES IN THREE AREAS: **STUDENT. PERSON. PLAYER.**

