



CRIMSON TIDE

BASKETBALL

20 NCAA Appearances » 13 Combined SEC Titles » 2nd in SEC History in Total League Wins » 2nd in SEC History in Winning Percentage

A GAME 33 UK 10 ALABAMA VS 2 KENTUCKY

MARCH 15, 2019 / 6 P.M. CT / NASHVILLE, TENN.

BRIDGESTONE ARENA (19,395)

TV: SEC NETWORK

(Play-By-Play: Tom Hart, Analysts: Andy Kennedy and Jon Sundvold)

RADIO: CTSN | SIRIUS/XM

(Play-By-Play: Chris Stewart, Analyst: Bryan Passink) | Sirius/XM Channel 138/190

CRIMSON TIDE

2018-19 Record	18-14
2018-19 SEC Record	8-10
Leading Scorer	Kira Lewis Jr. (13.9)
Leading Rebounder	Donta Hall (8.8)
Leader in Assists	Kira Lewis Jr. (2.9)
Head Coach	Avery Johnson
Record at Alabama (Years)	75-60 (4th)
Career Record (Years)	329-246 (11th)

WILDCATS

2018-19 Record	26-5
2018-19 SEC Record	15-3
Leading Scorer	PJ Washington (14.9)
Leading Rebounder	PJ Washington (1.5)
Leader in Assists	Ashton Hagans (4.2)
Head Coach	John Calipari
Record at Kentucky (Years)	301-69 (10th)
Career Record (Years)	746-209 (27th)

NUGGETS YOU NEED TO KNOW

- Alabama has reached the SEC Tournament quarterfinals for a fourth consecutive season under head coach Avery Johnson. It is the first time the Tide has reached the SEC Tournament quarterfinals in four straight years since doing so from 2010-13.
- Johnson improved to 6-3 in SEC Tournament games during his time at Alabama. In fact, the only team in the conference to defeat the Tide's fourth-year head coach in SEC Tournament play has been Kentucky (6-0 vs. other SEC teams, 0-3 vs. the Wildcats).
- The Crimson Tide has reached the SEC Tournament semifinals in each of the last two seasons, marking the first time since the 1994 and 1995 seasons that the Tide has accomplished the feat. A win over Kentucky on Friday night would place Alabama in the semifinal for a third consecutive year which would mark the for the first time the Tide would achieve that feat since 1990-92 – nearly 30 years ago.
- Saturday's game marks the 151st contest played between Alabama and Kentucky – the fifth-most games played against any one opponent in UA men's basketball history. In the only game played between the two teams in the regular season, the Crimson Tide defeated then No. 13 UK, 77-75, in Coleman Coliseum back on Jan. 22. The win snapped a 10-game losing streak to the Wildcats, who still own a 112-38 edge in the all time series. This marks the fourth-straight year the two teams have met in the SEC Tournament and 19th time overall, with Kentucky ending Alabama's tournament run on 16 occasions (2-16 overall).
- Senior Donta Hall is six points shy of becoming just the fifth player in program history with at least 1,000 points, 800 rebounds and 200 blocks. Entering Thursday's SEC Tournament opener, Hall has compiled 994 points, 832 rebounds and 225 blocks in his career. Should he reach the mark, the Luverne, Ala., native will join Leon Douglas (1,909 points, 1,279 rebounds and 235 blocks), Robert Horry (1,591 points, 929 rebounds and 286 blocks), Jermareo Davidson (1,268 points, 918 rebounds and 221 blocks) and JaMychal Green (1,656 points, 912 rebounds and 212 blocks) as the only players in program history to achieve the feat.




2018-19 SCHEDULE

Opponent	TV	Time (CT)/Result
OCTOBER		
30 MONTEVALLO (EXH.)	SEC Network+	W, 82-40
NOVEMBER		
6 SOUTHERN	SEC Network+	W, 82-62
11 APPALACHIAN STATE ¹	SEC Network	W, 81-73
15 vs. Northeastern ²	ESPNU	L, 52-68
16 vs. Ball State ²	ESPNU	W, 79-61
18 vs. Wichita State ²	ESPNU	W, 90-86
26 MURRAY STATE	SEC Network+	W, 78-72
29 at UCF	ESPNU	L, 64-70
DECEMBER		
4 GEORGIA STATE	SEC Network+	L, 80-83
9 ARIZONA	ESPN	W, 76-73
18 vs. Liberty ³	SEC Network+	W, 84-75
21 PENN STATE	SEC Network	W, 73-64
30 at Stephen F. Austin	ESPNU	W, 79-69
JANUARY		
5 ^{13/14} KENTUCKY*	ESPN	W, 77-75
8 at LSU*	SEC Network	L, 79-88
12 TEXAS A&M*	SEC Network	L, 80-81
16 at Missouri*	SEC Network	W, 70-60
19 at ^{3/3} Tennessee*	ESPNU	L, 68-71
22 ^{20/20} OLE MISS*	ESPN2	W, 74-53
26 at Baylor ⁴	ESPNU	L, 68-73
29 ^{22/21} MISSISSIPPI STATE*	SEC Network	W, 83-79
FEBRUARY		
2 at Auburn*	ESPN2	L, 63-84
6 GEORGIA*	SEC Network	W, 89-74
9 at Vanderbilt*	SEC Network	W, 77-67
12 at Mississippi State*	SEC Network	L, 62-81
16 FLORIDA*	ESPNU	L, 53-71
19 at Texas A&M*	SEC Network	L, 56-65
23 VANDERBILT*	ESPN2	W, 68-61
26 at South Carolina*	ESPN2	W, 68-62
MARCH		
2 ^{13/14} LSU*	ESPN	L, 69-74
5 AUBURN*	ESPNU	L, 60-66
9 at Arkansas*	SEC Network	L, 70-82
14 vs. Ole Miss ⁵	SEC Network	W, 62-57
16 vs. ⁴ Kentucky ⁵	SEC Network	6 p.m.

- 1 Charleston Classic (Tuscaloosa, Ala.)
- 2 Charleston Classic (Charleston, S.C.)
- 3 Rocket City Classic (Huntsville, Ala.)
- 4 SEC/Big12 Challenge
- 5 SEC Tournament (Nashville, Tenn.)

* Southeastern Conference game
BOLD indicates home game
 Rankings listed are AP/Coaches

2018-19 OVERALL • 18-14 / SEC • 8-10 / HOME • 10-5 / AWAY • 4-8 / NEUTRAL • 4-1
 PREVIOUS GAME STARTERS HIGHLIGHTED IN SHADED BOX

0		DONTA HALL	LAST GAME: 7 pts, 15 rebs vs. Ole Miss				SEASON HIGHS Pts: 21 vs. Liberty (12/18/18) Rebs: 16 vs. Texas A&M (1/12/19) Asts: 2 3x, last at Miss. State (2/13/19) Blks: 4 3x, last vs. Texas A&M (1/12/19)
		F • 6-9 • 230 • Sr. • Luverne, Ala.	NOTES: Leads SEC in double-doubles (13) & finished as the league-leader in SEC games only at 8.9 rpg ... tops UA in rebounds & blocks, 2nd in double-figure scoring gms (21) & scoring ... ranks 2nd in SEC in rpg & 9th in bpg ... scored career-high 21 pts & had 4 blks vs. Liberty ... 20 pts in season opener vs. Southern ... two-time SEC All-Defensive team (2018 & 2019).				
1		RILEY NORRIS	LAST GAME: 2 pts, 9 rebs, 5 asts vs. Ole Miss				SEASON HIGHS Pts: 16 at Baylor (1/26/19) Rebs: 12 at Vanderbilt (2/9/19) Asts: 5 vs. Ole Miss (3/14/19) Stls: 2, 2x, vs. Vanderbilt (2/23/19)
		G/F • 6-7 • 212 • Gr. • Albertville, Ala.	NOTES: Leads team with 134 career gms played; needs 2 more gms to be the program's all-time leader in the category ... 3rd on team in 3-pt FG% (.358) ... season-high 16 pts at Baylor, hitting all 4 of his 3-pointers ... had 15 pts & 12 rebs at Vandy for 1st double-double this year ... scored 14 pts at SFA ... medical redshirt with hip injury last year.				
2		KIRA LEWIS JR.	LAST GAME: 13 pts, 4 stls, 3 asts vs. Ole Miss				SEASON HIGHS Pts: 24 2x, last vs. Georgia (2/6/19) Rebs: 5, 2x last at Miss. State (2/13/19) Asts: 8 at SFA (12/30/18) Stls: 4 vs. Ole Miss (3/14/19)
		G • 6-3 • 167 • Fr. • Meridianville, Ala.	NOTES: SEC All-Freshman Team ... SEC Freshman of the Week (Dec. 10) ... leads team & ranks 15th in SEC in ppg ... also tops UA in assists & FT% ... has team-high 5 20-pt scoring games ... career high 24 pts vs. Wichita State ... matched that with 24 pts and added 7 asts vs. Georgia ... 21 pts vs. App State ... 17 pts, career-high 8 asts at SFA ... second-youngest player in the country.				
3		ALEX REESE	LAST GAME: 2 pts, 1 reb vs. Ole Miss				SEASON HIGHS Pts: 19 vs. Wichita State (11/18/18) Rebs: 8 vs. Arizona (12/9/18) Asts: 3 vs. Arizona (12/9/18) Stls: 2 4x, last vs. Ole Miss (1/23/19)
		F • 6-9 • 238 • So. • Pelham, Ala.	NOTES: Scored a career high 19 pts vs. Wichita State ... had 15 pts and season highs of 8 rebs & 3 asts vs. Arizona ... added 14 pts off the bench vs. UCF ... had 12 pts at LSU ... 2nd on team in FT% (.778) & 5th in 3s made (19) and in 3s attempted (57)... named SEC First Year Academic Honor Roll in 2017-18.				
4		DANIEL GIDDENS	LAST GAME: DNP vs. Ole Miss				SEASON HIGHS Pts: 6 at LSU (1/8/19) Rebs: 6 vs. Southern (11/6/18) Asts: 1 5x, last vs. Auburn (3/5/19) Blks: 3 at Vandy (2/9/19)
		F/C • 6-11 • 247 • Jr. • Mableton, Ga.	NOTE: Averaged 7.0 mpg & played in just 6 of first 21 gms but over last 10 gms has played in 8 contests & is averaging 9.1 mpg ... finished with season highs of 6 points at LSU ... had 4 pts & a block in 11 mins vs. Georgia ... collected season-high 6 rebs in season-opener vs. Southern (11/6) ... added 4 pts and 5 rebs vs. App State (11/11).				
5		AVERY JOHNSON JR.	LAST GAME: 3 mins vs. Ole Miss				SEASON HIGHS Pts: 14 at Missouri (1/16/19) Rebs: 5 vs. Southern (11/6/18) Asts: 3 vs. Southern (11/6/18) Stls: 1 4x, last vs. Arizona (12/9/18)
		G • 5-11 • 187 • Gr. • Houston, Texas	NOTE: Has seen action in 30 gms this season ... had his 95 consecutive game streak snapped when he did not play due to coach's decision vs. Vanderbilt ... had season high 14 points in 18 mins of action at Missouri ... scored a total of 16 pts in previous 10 gms prior ... named to SEC Academic Honor Roll a year ago.				
10		HERBERT JONES	LAST GAME: 2 rebs, 2 asts, 2 blks vs. Ole Miss				SEASON HIGHS Pts: 13 2x, last vs. Wichita State (11/18/18) Rebs: 9 vs. Southern (11/6/18) Asts: 6 vs. Kentucky (1/5/19) Stls: 4 vs. App State (11/11/18)
		G • 6-7 • 206 • So. • Greensboro, Ala.	NOTE: Has taken a team-high 17 charges after setting school record in the category a year ago (23) ...leads team in steals, second in blocks & third in assists ... season-high 13 pts vs. Ball State & Wichita State ... 10 pts & 4 stls vs. App State ... named Academic All-District, becoming the fourth player in program history to achieve that feat.				
12		DAZON INGRAM	LAST GAME: 4 pts, 1 reb, 1 ast vs. Ole Miss				SEASON HIGHS Pts: 17 vs. Georgia State (12/4/18) Rebs: 10 vs. Vanderbilt (2/23/19) Asts: 6 vs. Vanderbilt (2/23/19) Stls: 3 at UCF (11/29/18)
		G • 6-5 • 210 • Jr. • Theodore, Ala.	NOTE: Played in 106 career games with 93 starts to lead UA ... 2nd on team in assists, 3rd in rebounding and steals, 5th in scoring ... season highs of 17 pts & 8 rebs vs. Georgia State ... 12 pts & 4 rebs at Vandy ... had 11 pts & 5 asts vs. Ball State ... first start of season came in win over Kentucky & had 11 pts, 4 rebs & 4 asts.				
13		JAVIAN DAVIS-FLEMING	LAST GAME: DNP vs. Ole Miss				SEASON HIGHS Pts: Rebs: Asts: Stls:
		F • 6-9 • 268 • Fr. • Canton, Miss.	NOTE: Has not seen any action this season ... listed as a four-star by ESPN and a three-star by 247Sports.com ... ranked as the No. 2 player in his state and No. 17 center in the nation (ESPN) ... first team all-state by USA Today in 2018 after he averaged 17 points, 12 rebounds and two blocks per game.				
23		JOHN PETTY JR.	LAST GAME: 2 pts, 1 reb vs. Ole Miss				SEASON HIGHS Pts: 30 at Tennessee (1/19/19) Rebs: 10 at South Carolina (2/27/19) Asts: 7 vs. Ball State (11/16/18) Stls: 2 at Vanderbilt (2/9/19)
		G • 6-5 • 197 • So. • Huntsville, Ala.	NOTE: Second on team in rebounding & minutes, third in scoring, three-point shooting & double-figure scoring games (14) ... tied career high with 30 pts at Tennessee ... had 22 pts & 6 treys vs. Texas A&M ... 17 pts vs. Southern & Northeastern ... had 16 pts & 7 rebs vs. Murray State ... last season, his 90 made 3s on 242 attempts set a UA freshman record.				
24		LAWSON SCHAFFER	LAST GAME: DNP vs. Ole Miss				SEASON HIGHS Pts: NA Rebs: 1 vs. Georgia (2/7/19) Asts: NA Stls: 1 at Arkansas (3/9/19)
		G • 5-11 • 168 • Sr. • Cullman, Ala.	NOTE: Has seen action in 6 contests on the season and 53 games throughout his career ... recorded one rebound vs. Georgia ... played in 9 gms as a junior ... recorded a career-high 14 minutes off the bench collecting three assists and a steal vs. Florida (2/27/18) ... tied career high with five points in 11 minutes off the bench against Memphis (11/10/17).				
30		GALVIN SMITH	LAST GAME: 11 pts, 7 rebs vs. Ole Miss				SEASON HIGHS Pts: 11 vs. Ole Miss (3/14/19) Rebs: 7 vs. Ole Miss (3/14/19) Asts: 1 2x, last vs. Arizona (12/9/18) Blks: 2 vs. Georgia State (12/4/18)
		F • 6-9 • 245 • So. • Clinton, Miss.	NOTE: Has played in 27 games and made eight starts on the year ... career-high 11 pts & 7 rebs in SEC Tourney opener vs. Ole Miss ... had 10 pts in season opener vs. Southern and in win over Ole Miss ... added 8 pts & 3 rebs in 17 mins off the bench vs. Arizona ... 8 pts & 5 rebs vs. Ball State ... played in 33 games as a true freshman.				
34		TEVIN MACK	LAST GAME: 21 pts, 6 rebs vs. Ole Miss				SEASON HIGHS Pts: 25 vs. Georgia (2/6/19) Rebs: 9 vs. Texas A&M (1/12/19) Asts: 2 7x, last vs. Vanderbilt (2/23/19) Stls: 2 at Texas A&M (2/19/19)
		F • 6-6 • 225 • Jr. • Columbia, S.C.	NOTE: Fourth on team in scoring and 3rd in total threes made (47) and attempted (139) ... season-high 25 pts vs. Georgia ... had 22 pts and season-best 6 threes in win over Kentucky ... scored 21 pts in SEC Tourney win vs. Ole Miss ... had 20 pts vs. Ball State ... 2nd on team with 4 20-point games and 4th with 13 double-digit scoring gms.				



March 13-17 • Bridgestone Arena • Nashville, TN



SEC TOURNAMENT NOTES

• The Southeastern Conference Tournament returns to Bridgestone Arena in Nashville, Tenn., after a one year hiatus. The 2018 SEC Tournament was played in the ScottTrade Center in St. Louis, Mo., marking the first time in league history that the event it took play west of the Mississippi River.

• Alabama head coach Avery Johnson owns a record of 6-3 in the SEC Tournament. The Tide has advanced to at least the quarterfinals in each of the last four tournaments, which marks the first time achieving that feat since doing so from 2010-13. Even more impressive, UA has reached the semifinals in back-to-back seasons under Johnson's lead. The last time that occurred came during the 1994 and 1995 seasons.

• The Tide earned the No. 10 seed in this year's event. On Thursday's first round, Alabama defeated seventh-seeded Ole Miss, 62-57, marking the second win over the Rebels this season (won, 74-53, in Tuscaloosa on Jan. 23). With the win, the Crimson Tide advances to take on No. 2 seed Kentucky on Friday night at 6 p.m. Alabama gave the Wildcats one of their three league losses with a 77-75 victory in Tuscaloosa on Jan. 5.

• This marks the fourth consecutive season that Alabama and Kentucky will meet in SEC Tournament play. In fact, the two teams have met a total of 18 times, with the Wildcats ending the Tide's tournament run on 16 occasions (2-16 all-time).

• Alabama has an overall record of 67-52 in SEC Tournament play. The Tide's .562 winning percentage in the tournament ranks second among SEC schools.

• Since the SEC Tournament was restarted in 1979, Alabama is 51-35 (.593) in the event, the second-best record in the league during that span.

• Additionally, the Tide ranks second in championship game appearances (13) and SEC Tournament titles (6).

• From 1982-92, Alabama won the SEC Tournament five times and appeared in the title game nine times.

• Alabama has advanced to the semifinals 25 times, the third most in the league, and the finals 13 times, the second most in the league.

• From 1989-92, the Tide won 11 consecutive games in the SEC Tournament.

NOTES FROM NASHVILLE

• Alabama is 7-7 in its seven tournament appearances in Nashville, Tenn. Below is a recap from each season:

• In 2001, the first time Nashville hosted the SEC Tournament, Alabama defeated Vanderbilt, 78-59, before falling to Florida, 69-61.

• In the 2006 SEC Tournament, UA fell to Kentucky, 68-61, in its lone tournament game that season.

• In 2010, Alabama defeated South Carolina, 68-63, before dropping a 73-67 decision to Kentucky.

• In 2013, the Tide defeated Tennessee, 58-48, before falling to the Florida Gators, 61-51.

• In 2015, the Tide fell in the opening round to the Florida, 69-61.

• During the 2016 event, the Tide defeated seventh-seeded Ole Miss, 81-73, before falling to No. 2 seed Kentucky, 85-59.

• The last appearance came in 2017, when No. 5 seed Alabama defeated 12th-seeded Mississippi State, 75-55, and followed that with a 64-53 win over No. 4 seed South Carolina – which would be the Gamecocks' last loss prior to making a run to the Final Four. The Tide ultimately fell to No. 4 seed Kentucky, 79-74.

UA VS. THE FIELD AT SEC TOURNAMENT

• Alabama is 67-52 all-time in the SEC Tournament and has a non-losing record against every SEC program in tournament play with the exception of Kentucky. The Wildcats have ended the Tide's run 16 times.

• Below is UA's record against the 13 other active SEC members in tournament play.

Opponent	Last Played	Record
Arkansas	3/12/95	1-1
Auburn	3/9/18	8-2
Florida	3/12/15	7-7
Georgia	3/11/11	6-4
Kentucky	3/10/18	2-16
LSU	3/13/14	5-3
Ole Miss	3/14/19	6-2
Mississippi State	3/9/17	7-3
Missouri	N/A	0-0
South Carolina	3/10/17	5-2
Tennessee	3/15/13	10-5
Texas A&M	3/8/18	1-0
Vanderbilt	3/12/09	4-4

ALABAMA SEC TOURNAMENT TEAM RECORDS

Points

100	vs. Kentucky	March 1, 1979
90	vs. Arkansas	March 14, 1992
87	vs. Auburn	March 8, 1987
85	vs. Georgia	March 4, 1982

Points Allowed

101	by Kentucky	March 1, 1979
93	by Auburn	March 5, 1999
89	by Arkansas	March 14, 1992
88	by Georgia	March 5, 1981

Combined Points

201	Kentucky 101, Alabama 100	March 1, 1979
179	Alabama 90, Arkansas 89	March 14, 1992
168	Georgia 88, Alabama 80	March 5, 1981
166	Alabama 87, S. Carolina 79	March 11, 1993

Fewest Points

42	vs. Mississippi State	March 7, 1985
46	vs. Kentucky	March 9, 1984
48	vs. Kentucky	March 6, 1982

Fewest Points Allowed

31	by Mississippi State	March 7, 1985
43	by Tennessee	March 9, 1995
44	by Mississippi State	March 9, 1990
46	by Kentucky	March 6, 1982

Field Goals Attempted

73	vs. Georgia (34 made)	March 10, 1983
71	vs. Kentucky (41 made)	March 1, 1979
71	vs. Arkansas (22 made)	March 11, 1995
70	vs. Florida (35 made)	Feb. 28, 1979

Field Goals Made

41	vs. Kentucky (71 att.)	March 1, 1979
37	vs. Arkansas (65 att.)	March 14, 1992
35	vs. Florida (70 att.)	Feb. 28, 1979
35	vs. Georgia (58 att.)	March 3, 1982

Field Goal Percentage

.625	vs. Auburn (30-of-48)	March 10, 1990
.623	vs. Miss. State (33-of-53)	March 7, 1986
.603	vs. Georgia (35-of-58)	March 4, 1982

Three-Point Attempts

32	vs. Florida (11 made)	March 12, 2004
29	vs. Florida (9 made)	March 12, 1994
28	vs. Miss. State (10 made)	March 14, 2008
26	vs. Kentucky	March 11, 2016
26	vs. S. Carolina (7 made)	March 9, 2000

Three-Pointers Made

13	vs. Ole Miss (25 att.)	March 11, 2005
12	vs. Ole Miss (24 att.)	March 10, 2016
12	vs. Florida	March 6, 1997
11	vs. S. Carolina (20 att.)	March 11, 1993
11	vs. Florida (32 att.)	March 12, 2004

Three-Point Percentage

.700	vs. Vanderbilt (7-of-10)	March 11, 1989
.692	vs. Auburn (9-of-13)	March 8, 1987
.667	vs. Ole Miss (6-of-9)	March 10, 1988

Free Throws Attempts

39	vs. Georgia (26 made)	March 10, 1995
38	vs. Florida (22 made)	March 13, 2008
36	vs. Kentucky (23 made)	March 8, 1983
34	vs. Kentucky (24 made)	March 8, 1986
31	vs. LSU (27 made)	March 9, 1987

Free Throws Made

27	vs. LSU (31 att.)	March 9, 1987
26	vs. Georgia (39 att.)	March 10, 1995
25	vs. Vanderbilt (28 att.)	March 12, 2009
24	vs. South Carolina (29 att.)	March 8, 2012
24	vs. Kentucky (34 att.)	March 8, 1986
23	vs. Kentucky (36 att.)	March 8, 1983

Free Throw Percentage

.909	vs. Auburn (10-of-11)	March 8, 1987
.893	vs. Vanderbilt (25-of-28)	March 12, 2009
.889	vs. Georgia (16-of-18)	March 8, 1985
.871	vs. LSU (27-of-31)	March 9, 1987

Rebounds

55	vs. Arkansas	March 11, 1995
50	vs. Florida	Feb. 28, 1979
50	vs. Vanderbilt	March 5, 1998
45	vs. Mississippi State	March 14, 2008
45	vs. Georgia	March 4, 1999
45	vs. Kentucky	March 10, 2006
45	vs. Kentucky	March 12, 2010

Assists

23	vs. Mississippi State	March 7, 1986
21	vs. Georgia	March 4, 1984
19	vs. Florida	Feb. 28, 1979

Blocks

12	vs. Ole Miss	March 3, 2016
10	vs. Auburn	March 9, 1991
8	6x, last vs. Ole Miss	March 11, 2005

Steals

16	vs. Auburn	March 10, 1983
12	vs. Mississippi State	March 14, 2008
12	vs. Auburn	March 7, 1987
12	vs. Mississippi State	Feb. 28, 1980
11	vs. Georgia	March 11, 2011
11	vs. Florida	Feb. 28, 1979

Personal Fouls

28	vs. Kentucky	March 11, 2017
28	vs. Kentucky	March 8, 1986
27	vs. Georgia	March 5, 1981
24	vs. Kentucky	March 1, 1979
24	vs. Kentucky	March 12, 2010

Combined Fouls

54	vs. Kentucky	March 8, 1986
48	vs. Kentucky	March 11, 2017
48	vs. Georgia	March 4, 1982
45	vs. Auburn	March 9, 2018
44	vs. Florida	March 13, 2008
44	vs. Georgia	March 10, 1995

Margin of Victory

34	Alabama 84, Tenn. 49	March 11, 2004
28	Alabama 83, Auburn 55	March 11, 1994
21	Alabama 74, Georgia 53	March 8, 1985
20	Alabama 75, Miss State 55	March 9, 2017
20	Alabama 79, Georgia 59	March 6, 1986

Margin of Defeat

32	Auburn 93, Alabama 61	March 5, 1999
26	Kentucky 80, Alabama 54	March 16, 1992
26	Kentucky 85, Alabama 59	March 11, 2016
24	UT 86, Alabama 62	March 13, 2009
23	Kentucky 86, Alabama 63	March 10, 2018

CAREER SEC TOURNAMENT PLAYER STATS

	GP-GS	FG-FGA	PCT	3FG-FGA	PCT	FT-FTA	PCT	REB-AVG.	AST	BLK	STL	PTS-AVG
Hall	8-3	21-33	.636	0-0	.000	18-23	.783	46/5.8	2	11	5	60/7.5
Ingram	7-6	28-61	.459	4-16	.250	17-26	.658	40/5.7	16	0	3	76/10.9
Johnson Jr.	7-0	12-33	.364	4-9	.444	5-5	1.000	8/1.1	9	0	3	33/4.7
Jones	4-2	3-11	.273	0-1	.000	1-4	.250	8/2.0	4	4	5	7/1.8
Lewis Jr.	1-1	5-13	.385	1-4	.250	2-3	.667	1/1.0	3	0	4	13/13.0
Mack	1-1	8-13	.615	4-6	.667	1-2	.500	6/6.0	0	0	0	21/21.0
Norris	7-7	18-54	.333	9-30	.300	8-16	.500	52/7.4	16	2	1	59/8.4
Petty	4-1	9-27	.333	6-21	.286	1-1	1.000	10/2.5	4	0	2	25/6.3
Reese	3-0	2-7	.286	0-2	.000	0-0	.000	2/0.7	0	0	0	4/1.3
Schaffer	5-0	1-2	.500	1-2	.500	2-2	1.000	0/0.0	0	0	1	5/1.0
Smith	4-4	11-16	.688	0-0	.000	5-12	.417	16/4.0	1	2	0	27/6.8

ALABAMA SEC TOURNAMENT INDIVIDUAL GAME RECORDS

Points

38	Reggie King vs. UK	March 1, 1979
33	Rod Grizzard vs. UT	March 8, 2002
31	Collin Sexton vs. AU	March 9, 2018
29	Buck Johnson vs. MSU	March 7, 1986
29	James Robinson vs. UF	March 13, 1992
29	Brian Williams vs. UF	March 6, 1997

Field Goal Attempts

26	Brian Williams vs. UF	March 6, 1997
23	Brian Williams vs. UK	March 6, 1998
23	Rod Grizzard vs. USC	March 9, 2000
22	Ken Johnson vs. LSU	Feb. 29, 1980
20	Ennis Whatley vs. UGA	March 10, 1983
20	Rod Grizzard vs. UT	March 8, 2002
19	James Robinson vs. VU	March 12, 1993
19	Earnest Shelton vs. UF	March 12, 2004
19	Kennedy Winston vs. UF	March 12, 2005

Field Goals Made

15	Reggie King vs. UK	March 1, 1979
13	Rod Grizzard vs. UT	March 9, 2002
13	Ken Johnson vs. LSU	Feb. 29, 1980
11	Eddie Phillips vs. MSU	Feb. 28, 1980
11	Buck Johnson vs. MSU	March 7, 1986

Field Goal Percentage (min. 10 attempts)

.909	Robert Scott vs. UK	March 1, 1979
.846	Eddie Phillips vs. MSU	Feb. 28, 1980
.833	Trevor Releford vs. UF	March 9, 2012
.800	James Sanders, vs. AU	March 10, 1990

Free Throw Attempts

16	Melvin Cheatum vs. AU	March 10, 1990
15	Richard Hendrix vs. UK	March 8, 2007
15	Ennis Whatley vs. UK	March 8, 1983
14	JaMychal Green vs. UG	March 11, 2011
12	Michael Ansley vs. Ole Miss	March 10, 1989
12	Antonio McDyess vs. UG	March 10, 1995
12	Chuck Davis vs. Ole Miss	March 11, 2005

Free Throws Made

12	JaMychal Green vs. UG	March 11, 2011
12	Melvin Cheatum vs. AU	March 10, 1990
11	Terry Coner vs. LSU	March 9, 1987
11	Ennis Whatley vs. UK	March 8, 1983

Free Throw Percentage (min. 8 attempts)

1.000	Chauncey Jones vs. VU	March 5, 1998
1.000	Terry Coner vs. LSU	March 9, 1987
1.000	Terry Coner vs. LSU	March 8, 1984
1.000	Mikhail Torrance vs. VU	March 12, 2009
.900	Mikhail Torrance vs. UK	March 12, 2010
.889	Collin Sexton vs. UK	March 10, 2018
.889	JaMychal Green vs. UF	March 9, 2012
.889	Jason Caffey vs. USC	March 11, 1993
.889	Derrick McKey vs. UK	March 8, 1986

Three-Point Attempts

16	Earnest Shelton vs. UF	March 12, 2004
15	Brian Williams vs. USC	March 7, 1997
13	Brian Williams vs UK	March 6, 1998
13	Rod Grizzard vs. USC	March 9, 2000
12	Mykal Riley vs. UF	March 13, 2008
12	Mykal Riley vs. MSU	March 14, 2008
12	Eric Washington vs. UT	March 7, 1996

Three Pointers Made

8	Mykal Riley vs. UF	March 13, 2008
8	Earnest Shelton vs. UM	March 11, 2005
7	Brian Williams vs. UF	March 6, 1997
7	Earnest Shelton vs. UF	March 12, 2004
6	Collin Sexton vs. AU	March 9, 2018
6	Arthur Edwards vs. UK	March 11, 2016
6	Rod Grizzard vs. UT	March 8, 2002
6	James Robinson vs. UF	March 13, 1992
6	Marvin Orange vs. AU	March 11, 1994

Three-Point Percentage (min. 5 attempts)

.800	Marvin Orange vs. USC	March 11, 1993
.800	Alvin Lee vs. VU	March 11, 1989
.750	Collin Sexton vs. AU	March 9, 2018
.750	Charvez Davis vs. USC	March 11, 2010
.750	Marvin Orange vs. AU	March 11, 1994
.667	Mykal Riley vs. UF	March 13, 2008
.667	Jim Farmer vs. AU	March 8, 1987
.667	Alvin Lee vs. Ole Miss	March 10, 1988
.667	Antoine Pettway vs. VU	March 13, 2003

Rebounds

20	Antonio McDyess vs. Ark.	March 11, 1995
18	Jeremy Hays vs. VU	March 5, 1998
17	Bobby Lee Hurt vs. MSU	March 9, 1983
14	Buck Johnson vs. LSU	March 8, 1984
14	Antonio McDyess vs. UG	March 10, 1995
14	D. Alexander vs. VU	March 5, 1998
13	JaMychal Green vs. UG	March 11, 2011
13	Richard Hendrix vs. MSU	March 14, 2008
13	Erwin Dudley vs. UF	March 9, 2001

Assists

11	Robert Scott vs. UK	March 1, 1979
11	Terry Coner vs. MSU	March 7, 1986
10	Terry Coner vs. UG	March 6, 1986
10	Terry Coner vs. UK	March 8, 1986
10	Eric Richardson vs. LSU	March 8, 1984

Blocks

6	Antonio McDyess vs. UG	March 10, 1995
6	Robert Horry vs. UM	March 11, 1990
5	Donta Hall vs. UM	March 10, 2016
5	JaMychal Green vs. UG	March 11, 2011
5	Derrick McKey vs. UG	March 6, 1986
5	Robert Horry vs. Ark.	March 14, 1992
5	Chuck Davis vs. UM	March 11, 2005
5	Roy Rogers vs. UT	March 7, 1996

Steals

7	Terry Coner vs. AU	March 8, 1987
5	Mykal Riley vs. MSU	March 14, 2008
5	Terry Williams vs. AU	March 7, 1983
5	Ennis Whatley vs. MSU	March 9, 1983
5	Ennis Whatley vs. UG	March 10, 1983

TOURNAMENT RECORDS

Career Tournament Games Played

12	Robert Horry	1989-92
12	Bobby Lee Hurt	1982-85
12	Buck Johnson	1983-86
11	Terry Coner	1984-87

Points in a Tournament

79	Collin Sexton (3 games)	2018
77	James Robinson (3 games)	1992
68	Ennis Whatley (4 games)a	1983
62	Buck Johnson (3 games)	1986
57	Rod Grizzard (3 games)	2002
55	Michael Ansley (3 games)	1989

Rebounds in a Tournament

45	Antonio McDyess (3 games)	1995
43	Bobby Lee Hurt (4 games)	1983
33	Buck Johnson (3 games)	1985

Field Goals in a Tournament

28	James Robinson (3 games)	1992
25	Collin Sexton (3 games)	2018
24	Derrick McKey (3 games)	1987
22	Buck Johnson (3 games)	1986
22	Ennis Whatley (4 games)	1983

Field Goal Attempts in a Tournament

51	James Robinson (3 games)	1992
48	Michael Ansley (3 games)	1989
46	Collin Sexton (3 games)	2018
46	Ennis Whatley (4 games)	1983
44	Rod Grizzard (3 games)	2002
42	Derrick McKey (3 games)	1987
42	Brian Williams (2 games)	1999

Field Goal Percentage in a Tournament (min. 2 games played)

.688	Buck Johnson (3 games)	1986
.642	Dazon Ingram (3 games)	2017
.571	Derrick McKey (3 games)	1987
.549	James Robinson (3 games)	1992

Free Throws Made in a Tournament

24	Ennis Whatley (4 games)	1983
21	Terry Coner (3 games)	1987
19	Collin Sexton (3 games)	2018
18	JaMychal Green (2 games)	2011
18	Buck Johnson (3 games)	1986
18	Melvin Cheatum (3 games)	1990

Free Throw Attempts in a Tournament

33	Ennis Whatley (4 games)	1983
27	Melvin Cheatum (3 games)	1990
23	Antonio McDyess (3 games)	1995
22	Buck Johnson (3 games)	1986
21	Collin Sexton (3 games)	2018

Free Throw Percentage in a Tournament (min. 2 games played)

.933	Terry Coner (3 games)	1987
.933	Buck Johnson (3 games)	1985
.905	Collin Sexton (3 games)	2018
.900	JaMychal Green (2 games)	2011
.823	JaMychal Green (2 games)	2012

ALABAMA	VS.	KENTUCKY
2018-19	Season	2018-19
18-14	Overall	26-5
8-10	Conference	15-3
72.3	PPG	76.8
71.2	OPP PPG	65.2
+1.1	Margin	+11.6
.445	FG%	.477
.436	FG% DEF	.404
.339	3PT%	.359
.327	3PT% DEF	.347
.664	FT%	.743
37.8	RPG	38.5
34.2	OPP RPG	29.4
+3.6	Margin	+9.1
12.3	APG	13.7
13.7	TOs PG	12.7
4.7	BPG	5.0
4.5	SPG	6.0

SERIES HISTORY

Overall Series Record.....	Kentucky leads, 112-38
Last Five Contests.....	Kentucky leads, 4-1
Last 10 Contests.....	Kentucky leads, 9-1
At Kentucky.....	Kentucky leads, 57-10 (streak: lost 8)
At Alabama.....	Kentucky leads, 31-24 (streak: won 1)
At Coleman Coliseum.....	Kentucky leads, 20-18
Neutral Site.....	Kentucky leads, 27-5
Series Streak.....	Alabama won 1
Last Meeting.....	Jan. 5, 2019 in Tuscaloosa, Ala. (Alabama 77, Kentucky 75)

ABOUT KENTUCKY

• Kentucky, the four-time defending Southeastern Conference Tournament champions, comes into its first postseason game with a record of 26-5 on the season, including a 15-3 league mark to earn the No. 2 seed in this year's event. Most recently, the Wildcats last played on March 9 when they captured a 66-57 win over Florida.

• Three Kentucky players earned all-conference honors, led by First Team All-SEC performer PJ Washington, who currently leads the team in points (14.9 ppg), rebounds (7.5 rpg), three-point field goal percentage (.423), blocks (35) and field goals made (164). Keldon Johnson, who was named the SEC Freshman of the Year and Second Team All-SEC, ranks third on the team in scoring (13.7 ppg), rebounding (5.8 rpg) and three-point shooting (.390). Second Team All-SEC performer Tyler Herro (14.2 ppg) and Reid Travis (11.3 ppg) Herro also leads the team in threes made (53), free throw shooting (.939) and minutes (31.9 mpg), while rankings second in assists (2.3 apg).

• As a team, UK is shooting 47.7 percent from the field, 35.9 percent from beyond the arc and 74.3 percent from the charity stripe, all while outscoring teams by an average of 11.6 points per contest (76.8-65.2). The Wildcats enter the game at Alabama as one of the top rebounding teams in the nation and leads the SEC in rebound margin (+9.1, 38.5-29.4).

• Kentucky head coach John Calipari comes into Friday's game with an all-time record of 745-209 (.781) in his 27th season at the helm of the men's basketball program. Now in his 10th season at UK, Calipari owns a record of 300-69 (.813). Calipari has led his teams to great success, having secured 26 consecutive 20-win seasons coming into the 2018-19 campaign.

SOCIAL MEDIA:



Follow us on Twitter and Instagram @AlabamaMBB



Like us on Facebook at AlabamaMBB

Follow **ALABAMA MEN'S BASKETBALL** on the social media sites listed for up-to-date news, exclusive content and more.

ASSOCIATED PRESS POLL

WEEK 19 (MARCH 11)

Rank	Team (FPV)	2018-19 Record	Points	Prev. Rank
1	Gonzaga (41)	29-2	1,572	1
2	Virginia (23)	28-2	1,559	2
3	North Carolina	26-5	1,474	3
4	Kentucky	26-5	1,373	6
5	Duke	26-5	1,298	4
6	Michigan State	25-6	1,226	9
7	Texas Tech	26-5	1,211	8
8	Tennessee	27-4	1,200	5
9	LSU	26-5	1,089	10
10	Michigan	26-5	1,041	7
11	Houston	29-2	963	12
12	Florida State	25-6	856	14
13	Purdue	23-8	831	11
14	Nevada	28-3	684	17
15	Kansas State	24-7	680	18
16	Virginia Tech	23-7	625	15
17	Kansas	23-8	602	13
18	Buffalo	28-3	539	19
19	Wisconsin	22-9	466	21
20	Wofford	28-4	387	22
21	Maryland	22-9	319	24
22	Auburn	22-9	268	NR
23	Marquette	23-8	109	16
24	Cincinnati	25-6	108	20
25	Villanova	22-9	80	23

Others receiving votes: **UCF 62**, VCU 53, **Mississippi St. 37**, Utah St. 34, New Mexico St. 16, Louisville 11, **Murray State 11**, Iowa St. 8, Temple 4, Clemson 3, **Liberty 1**.

USA TODAY/COACHES POLL

WEEK 19 (MARCH 11)

Rank	Team (FPV)	2018-19 Record	Points	Prev. Rank
1	Gonzaga	29-2	796	1
2	Virginia	28-2	772	2
3	North Carolina	26-5	735	3
4	Kentucky	26-5	684	6
5	Duke	26-5	632	4
6	Texas Tech	26-5	610	8
7	Michigan State	25-6	590	11
8	Tennessee	27-4	557	4
9	LSU	26-5	515	10
10	Houston	29-2	496	12
11	Michigan	26-5	494	7
12	Purdue	23-8	471	9
13	Florida State	25-6	426	13
14	Kansas State	24-7	406	17
15	Virginia Tech	23-7	304	16
16	Buffalo	28-3	289	20
17	Nevada	28-3	277	18
18	Kansas	23-8	267	14
19	Wisconsin	22-9	246	21
20	Wofford	28-4	191	22
21	Maryland	22-9	136	24
22	Marquette	23-8	105	15
23	Cincinnati	25-6	104	19
24	Auburn	22-9	76	NR
25	Villanova	22-9	65	23

Others Receiving Votes: **UCF 27**; **Mississippi State 26**; VCU 21; Utah State 19; Hofstra 13; Washington 11; Arizona State 11; **Murray State 10**; Iowa State 8; Louisville 3; Seton Hall 3; **Liberty 2**; **Baylor 1**; UC Irvine 1.

2018-19 Opponents in BOLD

LAST TIME OUT: ALABAMA 62, OLE MISS 57 [SEC TOURNAMENT/NASHVILLE, TENN.]

Official Basketball Box Score -- Game Totals -- Final Statistics
Alabama vs Ole Miss
3/14/19 6:00 PM CT at Bridgestone Arena, Nashville, Tennessee

Alabama 62 • 18-14; 8-10 SEC

##	Player	Total		3-Ptr		Rebounds			PF	TP	A	TO	Blk	Stl	Min
		FG-FGA	FG-FGA	FT-FTA	Off	Def	Tot								
00	Donta Hall	f	3-6	0-0	1-3	5	10	15	1	7	0	3	0	1	33
30	Galin Smith	f	4-8	0-0	3-8	2	5	7	4	11	1	1	1	0	29
01	Riley Norris	g	1-6	0-4	0-0	1	8	9	0	2	5	0	0	1	25
02	Kira Lewis Jr.	g	5-13	1-4	2-3	0	1	1	1	13	3	3	0	4	31
10	Herbert Jones	g	0-3	0-0	0-0	1	1	2	0	0	2	4	2	0	14
03	Alex Reese		1-4	0-1	0-0	1	0	1	1	2	0	0	0	0	7
05	Avery Johnson Jr.		0-0	0-0	0-0	0	0	0	0	0	0	0	0	0	3
12	Dazon Ingram		1-4	0-1	2-2	0	1	1	1	4	1	0	0	1	17
23	John Petty		1-2	0-1	0-0	1	0	1	0	2	0	2	0	0	13
34	Tevin Mack		8-13	4-6	1-2	2	4	6	1	21	0	3	0	0	28
Team							4	3	7						
Totals			24-59	5-17	9-18	17	33	50	9	62	12	16	3	7	200

FG % 1st Half: 11-28 39.3% 2nd half: 13-31 41.9% Game: 24-59 40.7%
 3FG % 1st Half: 2-11 18.2% 2nd half: 3-6 50.0% Game: 5-17 29.4%
 FT % 1st Half: 0-1 0.0% 2nd half: 9-17 52.9% Game: 9-18 50.0%

Ole Miss 57 • 20-12; 10-8 SEC

##	Player	Total		3-Ptr		Rebounds			PF	TP	A	TO	Blk	Stl	Min
		FG-FGA	FG-FGA	FT-FTA	Off	Def	Tot								
12	Bruce Stevens	f	5-6	2-2	0-0	0	1	1	2	12	0	1	1	1	25
00	Blake Hinson	g	3-6	2-4	1-2	1	5	6	3	9	0	0	0	0	16
02	Devontae Shuler	g	6-13	1-5	1-2	1	6	7	0	14	3	3	2	0	38
03	Terence Davis	g	1-11	1-6	0-0	0	6	6	0	3	4	4	0	2	36
04	Breein Tyree	g	3-16	1-8	0-0	0	4	4	5	7	1	0	1	2	36
13	Dominik Olejniczak		2-3	0-0	0-0	1	0	1	1	4	0	0	1	0	15
14	KJ Buffen		4-8	0-1	0-0	3	1	4	5	8	3	1	1	0	28
20	D.C. Davis		0-0	0-0	0-0	0	0	0	1	0	0	0	0	0	6
Team							0	1	1						
Totals			24-63	7-26	2-4	6	24	30	17	57	11	9	6	5	200

FG % 1st Half: 17-34 50.0% 2nd half: 7-29 24.1% Game: 24-63 38.1%
 3FG % 1st Half: 4-12 33.3% 2nd half: 3-14 21.4% Game: 7-26 26.9%
 FT % 1st Half: 0-0 0.0% 2nd half: 2-4 50.0% Game: 2-4 50.0%

Officials: Doug Shows, Chuck Jones, K.B. Burdett
 Technical fouls: Alabama-Galin Smith. Ole Miss-Blake Hinson.
 Attendance:

Score by periods	1st	2nd	Total
Alabama	24	38	62
Ole Miss	38	19	57

Points	In	Off	2nd	Fast	Bench
ALABAM	Paint	T/O	Chance	Break	
Alabama	36	11	23	4	29
Ole Miss	20	16	2	5	12

Last FG - ALABAMA 2nd-01:00, OLEMIS 2nd-04:11.
 Largest lead - ALABAMA by 5 2nd-00:20, OLEMIS by 16 2nd-19:42.
 ALABAMA led for 06:25. OLEMIS led for 30:03. Game was tied for 03:32.

Score tied - 6 times.
 Lead changed - 8 times.

NASHVILLE, Tenn. – Alabama outscored Ole Miss, 38-19, in the second half of Thursday night’s Southeastern Conference Tournament game to advance past the Rebels by a final score of 62-57. With the win, the 10th-seeded Crimson Tide advances to the SEC Tournament quarterfinals for fourth consecutive season where it will take on No. 2 seed Kentucky on Friday night.

“I’m proud of the way our team fought back, especially in the second half, playing against a well-coached team,” Alabama head coach Avery Johnson said. “I wanted to again congratulate Ole Miss. But my guys, the second half, I just asked them to turn the ball over five times or less. We were just throwing the ball all over Nashville today in the first half. But they responded. We made a couple of adjustments in the second half. We inserted Tevin (Mack) back into the lineup and he responded. We went bigger tonight inside and that paid dividends for us. This team, when their backs are against the wall, they seem to respond in a positive way. We’re fortunate to get this win tonight.”

Junior Tevin Mack led all scorers in the game with 21 points, while senior Donta Hall finished with a game-best 15 rebounds to go along with seven points. Freshman Kira Lewis Jr. added 13 points and a career-best four steals, while sophomore Galin Smith, making the start in the post, finished with career-best numbers of 11 points and seven rebounds in 29 minutes of action. Graduate senior Riley Norris added nine rebounds, eight of which came on the defensive end, and a career-high five assists for the Tide.

The game featured four ties and eight lead changes, all lead changes but one came in the second half.

As a team, Alabama dominated the boards, outrebounding the Rebels, 50-30, including a 17-6 edge in offensive rebounds resulting in a 23-2 lead on second chance points. The Tide’s bench also provided a spark of energy, outscoring the Ole Miss reserves, 29-12.

In the second half, Alabama shot 41.9 percent from the field, including 50 percent from 3-point range, which helped erase a 14-point halftime disadvantage and a 16-point deficit early in the second half. Trailing by 12, 43-31, with 17:11 remaining in the contest, the Crimson Tide went

on a big 13-0 run over the next 3:57 to take its first lead of the game, 44-43, with 13:14 left to play.

Ole Miss and Alabama would trade baskets over the next few minutes until a jumper by Breein Tyree gave the Rebels a 56-53 lead with 4:11 left in the half. However, UA would outscore Ole Miss 9-1 the rest of the way to result in the final score.

With 1:34 to go and the Tide trailing by two points, Lewis Jr. drove in the lane for a layup to even the score at 57-57. Sophomore John Petty Jr.’s only basket of the night came at the most crucial part of the game with a dunk to take back the lead with exactly a minute to go. Smith would come up with a pair of huge defensive rebounds on the Rebels’ final two possessions, leaving Ole Miss without a field goal down the stretch.

With the win, Johnson improves to 6-3 in SEC Tournament contests and four consecutive quarterfinal appearances, marking the first time Alabama has achieved that feat since doing so from 2010-13.

2018-19 TOP PERFORMANCES

CATEGORY	ALABAMA	OPPONENTS
Points	30, John Petty Jr. at Tennessee, 1/19/19	38, Ja Morant, Murray State, 11/26/18
Field Goals Made	11, John Petty Jr. at Tennessee, 1/19/19	16, Ja Morant, Murray State, 11/26/18
Field Goal Attempts	18, 2x, last by John Petty Jr. at Tennessee, 1/19/19	29, Ja Morant, Murray State, 11/26/18
3-Pointers Made	6, 3x, last by John Petty Jr. at Tennessee, 1/19/19	5, 3x, last by Bryce Brown, Auburn, 2/2/19
3-Pointers Attempted	11, John Petty Jr. vs. Texas A&M, 1/12/19	10, 2x, last by Bryce Brown, Auburn, 3/5/19
Rebounds	16, Donta Hall vs. Texas A&M, 1/12/19	16, Daniel Gafford, Arkansas, 3/9/19
Assists	8, Kira Lewis Jr. at Stephen F. Austin, 12/30/18	7, 2x, last by Jordan Bone, Tennessee, 1/19/19
Steals	4, 2x, last by Kira Lewis Jr. vs. Ole Miss, 3/14/19	6, Isaiah Joe, Arkansas, 3/9/19
Blocks	4, 2x, last by Donta Hall vs. Texas A&M, 1/12/19	5, 2x, last by Kyle Alexander, Tennessee, 1/19/19

QUICK FACTS

UNIVERSITY

Location Tuscaloosa, Ala.
Founded April 12, 1831
Enrollment 38,563
Conference Southeastern
Colors Crimson and White
Nickname Crimson Tide
President Dr. Stuart Bell
Director of Athletics Greg Byrne

FACULTY ATHLETICS

Representative Dr. James King
Sport Administrators Tiffini Grimes/Jeff Purinton
Arena (Capacity) Coleman Coliseum (15,383)

COACHING STAFF

Head Coach Avery Johnson
Alma Mater Southern, 1988
Record at Alabama 75-60 (Fourth Season)
NBA Coaching Record 254-186 (Seven Seasons)
Overall Career Record 329-246 (11th Season)
Associate Head Coach ... John Pelphey (3rd Season)
Assistant Coach Antoine Pettway (11th Season)
Assistant Coach Yasir Rosemond (2nd Season)
Director of Operations Colton Houston
Director of Player Development Blake Gray
Scouting and Recruiting Coordinator Alex Fain
Strength and Conditioning Lou DeNeeen
Athletic Trainer Clarke Holter

TEAM INFORMATION

2017-18 Record 20-16
2017-18 SEC Record/Finish 8-10/T-9th
2017-18 H/A/N Record 12-5/2-8/6-3
Starters Returning/Lost 4/1
Letterwinners Returning/Lost 10/2
Newcomers 4*
**includes transfer who sat out last season*

PROGRAM HISTORY

All-Time Record 1,675-1,044-1 (.617)
SEC Record 791-616 (.562)
SEC Tournament Record 67-52 (.563)
SEC Championships 7
SEC Divisional Championships 3
NCAA Appearances 20
NIT Appearances 15

ATHLETICS COMMUNICATIONS

Men's Basketball Contact Aaron Jordan
Office 205-348-6084
Cell 205-913-1979
E-mail ajordan@ia.ua.edu
Fax 205-348-8841
Secondary Men's Basketball Contact Haley Peterson
Website www.RollTide.com
Mailing Address 1201 Coliseum Drive
 Room 170
 Tuscaloosa, AL 35487

ALABAMA MEN'S BASKETBALL QUICK HITS

• The Crimson Tide snapped its three-game losing streak with a 62-57 victory over No. 7 seed Ole Miss on Thursday night. Alabama trailed by as many as 16 points early in the second half, but a big 13-0 run midway through the second half helped UA outscore the Rebels 38-19 over the final 20 minutes to collect the come-from-behind victory. It was head coach Avery Johnson's sixth SEC Tournament victory in nine career games (6-3, .667).

• Alabama finished league play as one of the better defensive teams in the SEC. The Crimson Tide finished the conference campaign ranked third in three-point field goal percentage defense (.320), fourth in field goal percentage defense (43.5 percent) and fifth in scoring defense (71.9) against conference opponents.

• Alabama owns a 3-2 record against AP Top-25 opponents this season, with all three victories coming during the month of January. Despite the setback, the Tide ranks third in the conference with three top-25 victories this season and winning percentage vs. ranked opponents (.600). Only Kentucky (5-3, .625) and LSU (4-2, .667) rank ahead of UA in both categories. On the season, Alabama has knocked off then-No. 22/21 Mississippi State, 83-79, on Jan. 29, then-No. 13 Kentucky (77-75) on Jan. 5 and then-No. 20 Ole Miss (74-53) on Jan. 22.

• Head coach Avery Johnson boasts a record of 14-12 when playing teams ranked in the Associated Press Top-25, including a 3-2 record this season. Johnson had guided the Crimson Tide to a seven-game home winning streak over AP Top-25 competition prior to last Saturday's loss to then-No. 13 LSU. Despite the setback, the Tide has recorded nine wins in the last 14 overall games played against ranked opponents. His record is even more impressive considering the Tide had lost 21 consecutive games against ranked opponents prior to his arrival.

• Kira Lewis Jr., who was named to the SEC All-Freshman Team, leads a balanced scoring attack that features eight Alabama players averaging at least 5.5 points per game. Three UA players average in double figures as Lewis' 13.9 points per game tops the Tide and ranks 15th in the SEC. Senior Donta Hall (10.5 ppg) and sophomore John Petty Jr. (10.4 ppg) also average in double digits.

• Lewis leads UA in assists (2.9 apg), minutes (31.8), double-figure contests (22) and free throw shooting (89-of-113, .788), while ranking second in steals (28) and threes made (52) and attempted (143). Meanwhile, Hall tops the team in total dunks (61), rebounds (8.8 rpg), blocks (1.7 bpg) and double-doubles (13). Petty leads the Tide in three-point field goals made (55) and attempted (159) and ranks second on the team in rebounding (4.3) and minutes (28.9).

• Junior Tevin Mack, who scored a season-high 25 points in the win over Georgia, is averaging 9.4 ppg, while junior Dazon Ingram (7.1 ppg), senior Riley Norris (6.8 ppg) and sophomores Herbert Jones (6.1 ppg) and Alex Reese (5.5 ppg) are all averaging at least 5.5 points per contest. Ingram tops the team in three-point shooting (15-of-38, .395), while Norris is third (29-of-81, 35.8 percent) over his 24 games played. Meanwhile Jones, who is considered one of the top defenders in the Southeastern Conference, tops UA with 17 charges taken and in total steals (30).

• The 70-point mark seems to be a key for the Crimson Tide team this season. On the year, Alabama has a record of 15-4 when scoring 70 or more points in a game. However, the Tide is 3-10 this season when scoring less than 70 points in a contest, with each of those victories coming in three of UA's last six games.

• The Alabama reserves have been a strength of this year's team, averaging nearly 25 points per contest (24.9) entering SEC Tournament quarterfinal action. For the year, the Crimson Tide bench has been outscored just five times and is outscoring its counterparts by more than seven points per contest (24.9-17.8). On 14 occasions, the UA reserves owned a double-digit advantage over the opposition's bench.

2018-19 ROSTER & PRONUNCIATIONS

No.	Name	Fi-net-ick	Pos.	Ht./Wt.	Yr.	Major	Hometown
0	Donta Hall	don-TAY	F	6-9/230	Sr.	Public Health	Luverne, Ala.
1	Riley Norris		G/F	6-7/212	Gr.	Marketing ^(masters)	Albertville, Ala.
2	Kira Lewis Jr.	KIE (like PIE)-ruh	G	6-3/167	Fr.	Business	Meridianville, Ala.
3	Alex Reese		F	6-9/238	So.	Business Man.	Pelham, Ala.
4	Daniel Giddens		F/C	6-11/247	Jr.	Consumer Science	Mableton, Ga.
5	Avery Johnson Jr.		G	5-11/187	Gr.	Business Man. ^(masters)	Houston, Texas
10	Herbert Jones		G	6-7/206	So.	Business Man.	Greensboro, Ala.
12	Dazon Ingram	DAY-zon	F	6-5/210	Jr.	Consumer Science	Theodore, Ala.
13	Javian Davis-Fleming	JAY-vee-on	F	6-9/268	Fr.	Physical Ed.	Canton, Miss.
15	Tyler Barnes		F	6-8/205	So.	Aerospace Eng.	Louisville, Ky.
21	Britton Johnson		G	6-4/182	Fr.	Business Man.	Mountain Brook, Ala.
22	Diante Wood	dee-on-TAY	G	6-4/206	Fr.	Ex. Science	Anniston, Ala.
23	John Petty Jr.		G	6-5/197	So.	Communications	Huntsville, Ala.
24	Lawson Schaffer	SHAY-fer	G	5-11/168	Sr.	Communications	Cullman, Ala.
30	Galin Smith	GAY-lin	F	6-9/245	So.	Ex. Science	Clinton, Miss.
34	Tevin Mack		G/F	6-6/225	Jr.	Communications	Columbia, S.C.

SPECIALTY STATS

Opponent	Paint	Pts off			
		T/O	2ndCh	FastB	Bench
SOUTHERN	22	16	10	6	14
ALABAMA	32	21	12	7	21
APPALACHIAN STATE	30	12	13	2	8
ALABAMA	36	26	19	4	21
vs. Northeastern	20	0	0	0	18
ALABAMA	30	7	2	8	18
vs. Ball State	30	12	4	10	11
ALABAMA	46	21	15	6	31
vs. Wichita State	42	11	18	8	27
ALABAMA	30	10	9	14	32
MURRAY STATE	40	31	12	11	11
ALABAMA	36	20	11	6	29
at UCF	28	9	7	13	14
ALABAMA	34	9	18	6	26
GEORGIA STATE	42	6	5	4	11
ALABAMA	32	13	11	6	31
ARIZONA	30	13	16	4	6
ALABAMA	36	17	18	8	29
vs. Liberty	28	9	9	0	21
ALABAMA	34	17	7	12	17
PENN STATE	34	16	11	8	34
ALABAMA	46	9	9	2	17
at Stephen F. Austin	40	11	10	13	24
ALABAMA	30	16	17	8	27
KENTUCKY	36	20	10	8	11
ALABAMA	32	9	9	6	11
at LSU	32	14	16	4	36
ALABAMA	34	13	20	6	39
TEXAS A&M	48	6	13	4	27
ALABAMA	30	4	9	2	35
at Missouri	30	6	4	4	15
ALABAMA	40	9	11	6	33
at Tennessee	40	13	10	2	18
ALABAMA	30	7	17	2	35
OLE MISS	16	6	8	0	23
ALABAMA	34	23	20	6	35
at Baylor	38	24	18	6	21
ALABAMA	48	13	9	6	22
MISSISSIPPI STATE	44	8	19	8	29
ALABAMA	54	17	18	6	34
at Auburn	30	30	2	18	16
ALABAMA	22	14	7	6	34
GEORGIA	40	16	21	8	26
ALABAMA	48	22	8	12	20
at Vanderbilt	20	13	4	2	12
ALABAMA	18	18	12	2	26
at Mississippi State	40	28	19	10	9
ALABAMA	24	5	9	2	5
FLORIDA	36	11	0	6	14
ALABAMA	24	3	1	0	29
at Texas A&M	22	15	4	0	17
ALABAMA	32	15	10	8	18
VANDERBILT	36	0	9	2	22
ALABAMA	26	24	4	2	14
at South Carolina	24	15	11	9	12
ALABAMA	28	10	11	15	18
LSU	40	13	13	10	12
ALABAMA	30	11	10	4	24
AUBURN	34	28	8	6	14
ALABAMA	32	8	9	8	20
at Arkansas	32	19	20	5	23
ALABAMA	26	6	10	9	26
vs. Ole Miss	20	16	2	5	12
ALABAMA	36	11	23	4	29
OPPONENT Totals	1,044	447	326	196	568
Average/Game	32.6	14.0	10.2	6.1	17.8
ALABAMA Totals	1,070	428	375	199	797
Average/Game	33.4	13.4	11.7	6.2	24.9

ALABAMA-KENTUCKY – SERIES NOTES

- Friday's game will mark the second contest played between the teams this season. In the only other meeting this year, Alabama captured a 77-75 victory over UK in the first SEC game of the season back on Jan. 5 inside Coleman Coliseum. The full recap and box score can be found on page 10.
- Alabama snapped a 10-game losing streak with the league-opening win over the Wildcats and was just the third in the last 20 contests played against UK. Friday night's game will mark the 151st meeting between the teams which stands as UA's fifth-most common opponent in program lore. Kentucky owns a 112-38 edge in the all-time series.
- It's the seventh time in the last 21 contests played in the series that the two teams have met on a neutral floor. Alabama has only won twice in the 18 games played against Kentucky in the SEC Tournament entering Friday's showdown. In fact, the Wildcats have ended the Tide's run in each of Avery Johnson's first three seasons (6-0 in SEC Tournament play against the rest of the league). The last time Alabama defeated Kentucky in the conference tournament came on March 11, 1982 (won, 69-64).
- The series began in 1923.

TOPPLING THE TOP 25

- Head coach Avery Johnson has led his teams to success when playing against teams ranked in the Associated Press Top 25 during his time at the Capstone.
- In 26 total games played against teams ranked in the AP Top 25 (including NCAA Tournament contests), Johnson has led the Tide to a record of 14-12 (.538). That's a huge improvement, especially considering prior his arrival, Alabama had lost 21 consecutive games to nationally-ranked opponents.
- This season, the Tide is 3-2 against top-25 competition, with all three victories coming in the month of January. Alabama has defeated then-No. 22 Mississippi State (83-79 on Jan. 29) while also recording wins over then-No. 20 Ole Miss (74-53 on Jan. 22) and then-No. 13 Kentucky (77-75 on Jan. 5). The losses came by a combined eight points, narrowly falling 71-68 at then-No. 3 Tennessee on Jan. 19 and then-No. 13 LSU, 74-69, on March 2.
- Alabama had won seven consecutive games at home over ranked opponents prior to the five-point defeat to LSU. Despite the loss, the Crimson Tide owns a 9-5 (.643) mark against top-25 competition since the start of the 2017-18 campaign.
- Last season, Alabama finished with six wins over ranked opponents. It was the most victories over top-25 teams in a single season in program history, topping the four victories over ranked foes which was set in four different seasons (1981-82, 1986-87, 2001-02 and in coach Johnson's first season in 2015-16).

THE DEVELOPMENT OF DONTA

- Senior Donta Hall has improved tremendously since stepping foot on the Alabama campus as a freshman prior to the 2015-16 campaign.
- When Hall first arrived in Tuscaloosa in the summer of 2015, he weighed 200 pounds and has since added more than 30 pounds to his frame. In addition, his Maximum Bench Press, which is now at 265 pounds, has increased by over 80 pounds in his four seasons at The Capstone.
- Even while increasing his body weight and overall strength, Hall's Maximum Vertical Touch has increased by over six-plus inches and is now currently at 12'1".
- On the court, Hall's numbers have also seen a traumatic improvement. Below is a breakdown of Hall's season averages for each of his four seasons wearing an Alabama uniform.

DONTA HALL	GP-GS	MPG	PPG	RPG	BPG	FGM-FGA	FG%	FTM-FTA	FT%	DUNKS
2015-16 - FRESHMAN	33-0	12.8	2.8	4.3	1.7	37-61	.607	19-44	.431	18
2016-17 - SOPHOMORE	34-20	19.7	6.0	5.5	1.4	79-120	.658	45-75	.600	36
2017-18 - JUNIOR	34-31	23.7	10.6	6.6	2.0	151-208	.726	60-108	.556	75
2018-19 - SENIOR	32-32	26.7	10.5	8.8	1.7	128-202	.634	79-112	.705	61

HUSTLE STATS

DUNK CHART			CHARGES TAKEN			AND-1's (converted/attempted)		
PLAYER	DUNKS	CAREER DUNKS	PLAYER	CHARGES	CAREER CHARGES	PLAYER	AND-1's	CAREER AND-1's
Hall	61	188	Jones	17	40	Hall	7-for-13	25-for-44
Jones	13	28	Norris	11	27	Petty Jr.	7-for-7	10-for-11
Petty	8	10	Ingram	7	25	Lewis Jr.	5-for-6	5-for-6
Smith	8	25	Hall	3	8	Mack	4-for-6	4-for-6
Ingram	4	29	Lewis Jr.	1	1	Norris	3-for-4	14-for-18
Mack	2	2	Smith		3	Jones	3-for-4	4-for-8
Reese	2	5	Johnson Jr.		2	Giddens	1-for-2	6-for-11
Giddens	2	22				Smith	1-for-2	3-for-7
Lewis Jr.	2	2				Ingram	0-for-2	12-for-19
Norris	1	6				Reese	1-for-1	2-for-2
						Johnson Jr.		3-for-6
TOTAL	103		TOTAL	39		TOTAL	32-for-47 (.681)	

RECORD WHEN

At home10-5
 On the road4-8
 At neutral sites4-1
 In SEC games8-10
 SEC home games5-4
 SEC road games3-6
 In non-conference games9-4
 In overtime0-0

In games decided by ...
 5 points or less5-5
 6-10 points9-4
 11 points or more4-5

Leading at the half16-4
 Trailing at the half2-10
 Tied at the half0-0

Shooting 40% or better16-11
 Shooting less than 40%2-3
 Opponent shoots 40% or better14-14
 Opponent shoots less than 40%4-0
 Shooting same or better than opponent13-3
 Shooting worse than opponent5-11

Outrebounding opponent14-6
 Opponent outrebounds UA3-7
 Rebounds are tied1-1

70% or better on FT7-4
 less than 70% on FT11-10
 More FT att. than opponent13-7
 Less FT att. than opponent4-7
 Same FT att. as opponent1-0

40% or better on 3PT6-1
 Less than 40% on 3PT12-13

More turnovers than opponent10-9
 Less turnovers than opponent8-3
 Same turnovers as opponent0-2

Scoring 80 or more points6-2
 Scoring 70-79 points9-2
 Scoring 60-69 points3-7
 Scoring 50-59 points0-3
 Scoring less than 50 points0-0

Allowing 80 or more points2-6
 Allowing 70-79 points7-5
 Allowing 60-69 points7-3
 Allowing 50-59 points2-0
 Allowing less than 50 points0-0

On Sunday4-0
 On Monday1-0
 On Tuesday5-5
 On Wednesday2-0
 On Thursday1-2
 On Friday2-0
 On Saturday3-7

In November5-2
 In December4-1
 In January4-4
 In February4-4
 In March1-3

LAST TIME VS KENTUCKY - JAN. 5, 2019 [TUSCALOOSA, ALA.]

Official Basketball Box Score - Game Totals - Final Statistics
Kentucky vs Alabama
 1/5/19 12 p.m. CT at Tuscaloosa, Ala. (Coleman Coliseum)

Kentucky 75 • 10-3, 0-1

#	Player	Total			3-Ptr			Rebounds			PF	TP	A	TO	Blk	Stl	Min
		FG	FGA	FT	FTA	FG	FGA	FT	FTA	Off							
22	Travis, Reid	f	6-13	0-2	0-1	1	5	6	3	12	1	5	0	0	0	29	
25	Washington, PJ	f	4-10	0-3	7-8	1	6	7	4	15	1	1	0	1	31		
02	Hagans, Ashton	g	5-10	0-0	2-2	1	2	3	2	12	6	2	0	3	33		
03	Johnson, Keldon	g	5-10	1-3	2-2	1	6	7	3	13	4	1	0	3	30		
14	Herro, Tyler	g	4-12	2-6	2-2	0	3	3	2	12	0	1	0	0	35		
04	Richards, Nick	g	0-1	0-0	1-2	2	1	3	0	1	2	0	1	0	13		
05	Quickley, Immanuel	g	3-5	2-4	0-0	0	2	2	1	8	0	1	0	0	15		
13	Baker, Jemarl	g	0-0	0-0	0-0	0	0	0	0	0	0	0	0	0	6		
23	Montgomery, EJ	g	1-4	0-0	0-0	0	0	0	0	2	0	0	0	0	8		
	Team					0	1	1									
	Totals		28-65	5-18	14-17	6	26	32	15	75	14	11	1	7	200		

FG % 1st Half: 15-30 50.0% 2nd half: 13-35 37.1% Game: 28-65 43.1%
 3FG % 1st Half: 2-6 33.3% 2nd half: 3-12 25.0% Game: 5-18 27.8%
 FT % 1st Half: 8-9 88.9% 2nd half: 6-8 75.0% Game: 14-17 82.4%

Alabama 77 • 10-3, 1-0

#	Player	Total			3-Ptr			Rebounds			PF	TP	A	TO	Blk	Stl	Min
		FG	FGA	FT	FTA	FG	FGA	FT	FTA	Off							
00	Hall, Donta	f	5-7	0-0	1-3	2	8	10	1	11	0	1	0	0	30		
34	Mack, Tevin	f	8-12	6-8	0-0	1	4	5	1	22	1	2	0	0	29		
02	Lewis Jr., Kira	g	4-14	2-6	2-2	0	2	2	2	12	3	4	0	0	34		
10	Jones, Herbert	g	4-4	0-0	2-2	1	7	8	4	10	6	0	0	0	23		
12	Ingram, Dazon	g	2-7	1-2	6-6	1	3	4	2	11	4	5	0	0	30		
01	Norris, Riley	g	0-2	0-2	0-0	1	1	2	0	0	0	0	0	1	14		
03	Reese, Alex	g	2-6	1-2	0-0	1	3	4	1	5	0	1	1	0	13		
05	Johnson Jr, Avery	g	0-1	0-0	0-0	0	1	1	1	0	0	0	0	1	4		
23	Petty, John	g	2-5	0-3	2-4	0	1	1	2	6	0	2	2	0	16		
30	Smith, Galin	g	0-1	0-0	0-0	0	2	2	2	0	0	1	1	0	7		
	Team					0	1	1									
	Totals		27-59	10-23	13-17	7	33	40	16	77	14	17	4	2	200		

FG % 1st Half: 15-31 48.4% 2nd half: 12-28 42.9% Game: 27-59 45.8%
 3FG % 1st Half: 7-11 63.6% 2nd half: 3-12 25.0% Game: 10-23 43.5%
 FT % 1st Half: 1-3 33.3% 2nd half: 12-14 85.7% Game: 13-17 76.5%

Officials: Doug Shows, Chuck Jones, Brian Shey
 Technical fouls: Kentucky-None. Alabama-None.
 Attendance: 12424

Score by periods	1st	2nd	Total
Kentucky	40	35	75
Alabama	38	39	77

	Points	In Paint	Off T/O	2nd Chance	Fast Break	Bench
Kentucky	36	20	10	8	11	11
Alabama	32	9	9	6	6	11

Score tied - 9 times.
 Lead changed - 10 times.

TUSCALOOSA, Ala. — Alabama defeated then-No. 13 Kentucky, 77-75, on Jan. 5 in front of a raucous crowd at Coleman Coliseum.

Junior Tevin Mack led all scorers with a season-high 22 points, including knocking down 6-of-8 three-pointers. Senior Donta Hall recorded his third straight double-double and sixth of the season with 11 points and 10 rebounds. Sophomore Herbert Jones finished with 10 points, eight rebounds and a career-best six assists without a turnover. Junior Dazon Ingram, who earned his first start of the season, added 11 points, while freshman Kira Lewis Jr. had 12 of his own.

“Our guys poured their hearts out on the floor today,” head coach Avery Johnson said. “Was it beautiful at all times? No. Was it perfect? Absolutely not. Especially after we got a 10-point lead. But this was a huge win for us. We didn’t let (the media) in on it, but we needed to beat Kentucky. We needed to win this game. We talked about finishing the game with one more point than Kentucky. No excuses.”

The Tide responded to the energy created by the nearly 13,000 fans in attendance at Coleman Coliseum, helping Alabama snap a 10-game losing streak in the series against Kentucky. The Wildcats used pressure defense and timely shots to trim the lead to two, but their final three-point attempt at the buzzer was off the mark.

With the Tide leading 56-53 with 9:31 remaining, Alabama outscored Kentucky 16-8 over the next 6:20 to build its largest lead of the game, 72-61, with 3:11 left to play.

However, the Wildcats would answer with a 12-2 run to make it a one possession game, 74-71, with 30 seconds left in regulation.

After a pair of free throws by Ingram put the Crimson Tide up 76-71, Kentucky scored consecutive baskets to make it a one-point game with four seconds left to play. John Petty Jr. made 1-of-2 free throws on Alabama’s ensuing possession and the Wildcats’ prayer that the buzzer was not answered, resulting in the final score.

All five Crimson Tide starters ended the afternoon in double-digits for the scoring column, improving the team to 7-1 this season when four or more players score in double figures. Additionally, Alabama had arguably its best defensive effort of the season, holding Kentucky to only 27 percent (5-of-18) as a team from deep and 43 percent (28-of-65) from the field. Alabama on the other hand bested its season average for three-point percentage shooting 44 percent (10-of-23) from beyond the arc.

The Tide also won the battle of the boards, outrebounding the Wildcats 40-32 in the contest.

LAST THREE GAME CUMES

RECORD:	OVERALL	HOME	AWAY	NEUTRAL
	ALL GAMES	1-2	0-1	1-1
CONFERENCE	0-2	0-1	0-1	0-0
NON-CONFERENCE	1-0	0-0	1-0	0-0

Player	gp-gs	min	avg	Total			3-Point			F-Throw			Rebounds			pf	dq	a	to	blk	stl	pts	avg
				fg	fga	ft	fta	fg%	3fg	3fga	3fg%	ft	fta	ft%	off								
Mack, Tevin	3-2	81	27.0	16-32	.500	9-18	.500	4-8	.500	3	7	10	3.3	7	0	1	7	2	1	45	15.0		
Lewis Jr., Kira	3-3	95	31.7	14-33	.424	3-10	.300	7-9	.778	2	6	8	2.7	3	0	8	7	1	5	38	12.7		
Jones, Herbert	3-2	63	21.0	8-19	.421	0-3	.000	2-5	.400	2	5	7	2.3	7	0	6	11	2	4	18	6.0		
Petty, John	3-2	72	24.0	6-17	.353	3-9	.333	3-5	.600	6	8	14	4.7	3	0	3	10	1	2	18	6.0		
Smith, Galin	3-1	55	18.3	6-10	.600	0-0	.000	6-14	.429	4	5	9	3.0	5	0	1	5	2	0	18	6.0		
Reese, Alex	2-0	28	14.0	4-10	.400	2-5	.400	1-2	.500	3	3	6	3.0	3	0	2	2	1	0	11	5.5		
Hall, Donta	3-3	90	30.0	6-12	.500	0-0	.000	2-5	.400	6	25	31	10.3	4	0	1	5	1	1	14	4.7		
Norris, Riley	3-1	58	19.3	6-16	.375	2-10	.200	0-0	.000	3	13	16	5.3	3	0	5	1	0	3	14	4.7		
Ingram, Dazon	2-1	28	14.0	3-7	.429	0-1	.000	3-4	.750	0	2	2	1.0	2	0	2	1	0	1	9	4.5		
Johnson Jr, Avery	3-0	22	7.3	2-6	.333	1-3	.333	2-2	1.000	0	1	1	0.3	1	0	1	0	0	0	7	2.3		
Schaffer, Lawson	1-0	1	1.0	0-2	.000	0-1	.000	0-0	.000	0	0	0	0.0	0	0	0	0	0	0	1	0.0		
Giddens, Daniel	1-0	7	7.0	0-1	.000	0-0	.000	0-0	.000	1	1	2	2.0	1	0	1	1	1	0	0	0.0		
Team											7	7	14										

ALABAMA HEAD COACH AVERY JOHNSON



PREVIOUS COACHING EXPERIENCE

Dallas Mavericks Head Coach (2005-08)
 Brooklyn Nets Head Coach (2010-12)

YEAR-BY-YEAR RECORD

UNIVERSITY OF ALABAMA (75-60 .556)

Year	Overall	Conf.	Notes
2015-16	18-15	8-10	NIT 1st Round
2016-17	19-15	10-8	NIT 1st Round
2017-18	20-16	8-10	NCAA Round of 32
2018-19	18-14	8-10	

BROOKLYN NETS (60-116 .341)

Year	Overall	Conf.	Notes
2010-11	24-58	4th/Atlantic	
2011-12	22-44	5th/Atlantic	
2012-13	14-14	-	

DALLAS MAVERICKS (194-70 .735)

Year	Overall	Conf.	Notes
2004-05	16-2	2nd/Southwest	Playoffs (2nd rd.) NBA Coach of the Month (April)
2005-06	60-22	2nd/Southwest	NBA Finals NBA Coach of the Year All-Star Coach (Western) 2x NBA Coach of the Month
2006-07	67-15	1st/Southwest	Playoffs (1st rd.)
2007-08	51-31	4th/Southwest	Playoffs (1st rd.)

COLLEGE: 75-60 (.556) [SEC: 34-38, .472]
 NBA: 254-186 (.577)
 TOTAL: 330-245 (.574)

MILESTONES

Louisiana Sports HOF (2015)
 San Antonio Spurs HOF (2009)
 NBA Coach of the Year (2006)
 NBA Western Conference All-Star Coach (2006)
 NBA Champion (1999 San Antonio Spurs)
 2x SWAC Player of the Year (1987 & 1988)

BY THE NUMBERS

4,474 – Ranks second in San Antonio Spurs and 38th in NBA History in all-time assists
 16 – Total Number of NBA Seasons
 12.0 – Career assist average at Southern University (1987-88) – an NCAA record that still stands
 6 – San Antonio Spurs retired Johnson's No. 6 jersey on Dec. 22, 2007
 2 – One of only two players (Calvin Murphy) under 6-feet in height to play over 1,000 games in the NBA

Avery Johnson was introduced as Alabama's 20th head men's basketball coach on April 7, 2015. Johnson, who led the San Antonio Spurs to the 1999 NBA title as a player and was named the 2006 NBA Coach of the Year, came to the Capstone after a successful career in the NBA.

In three seasons at the Capstone, Johnson has guided the Crimson Tide to three consecutive postseason appearances – the first Alabama coach to achieve that feat in each of his first three seasons in nearly a quarter of a century (David Hobbs from 1993-95).

During the 2017-18 campaign, Johnson continued to lead the program back to national prominence as the Crimson Tide reached the NCAA Tournament for the first time since 2012. Alabama didn't just get to the tournament, but reached the second round with an 86-83 victory over Virginia Tech which was the program's first NCAA Tournament win since 2006. Moreover, Alabama finished the season with 20 victories (20-16), which was the first time since 2013 that UA reached the 20-win plateau.

On the court, the Crimson Tide played one of the toughest slates in program history, finishing the season with the fourth-ranked strength of schedule according to ESPN.com. Alabama played nine teams ranked in the Associated Press Top 25, finishing with an impressive 6-3 record. That number not only set a school record for most wins over AP Top-25 teams in a single-season, but it also tied for the most in the nation during regular season play. In his three seasons, Johnson has guided the Tide to an 11-10 record against teams ranked in the top 25, which is a huge improvement considering the Tide had lost 21 consecutive games against ranked opponents prior to his arrival.

Additionally, Alabama reached the SEC Tournament semifinals for a second consecutive season in 2018, which marked the first time since 1994 and 1995 that a Crimson Tide team achieved that feat. Johnson boasts a record of 5-3 in SEC Tournament action, including three straight seasons reaching at least the quarterfinals.

Off the court, fans responded to the excitement surrounding the men's basketball program. For the second time in Johnson's three seasons at the helm of the program, a new record was set for overall (227,640) and per game average (13,391) home attendance. The overall attendance mark bettered the record of 203,109 from the 2016-17 season, while the per game average eclipsed the 13,110 set in Johnson's first season (2015-16).

Much of the reason for the excitement surrounding the 2017-18 team came prior to the year during the recruiting period as Johnson and his staff brought in the nation's seventh-ranked recruiting class according to Rivals.com in 2017 – the highest recruiting class ranking in program history. For reasons like that and much more, Alabama basketball fans could see evidence that the men's basketball program was headed in the right direction.

During his second season at Alabama in 2016-17, Johnson guided the Crimson Tide to a 19-15 overall record, including a 10-8 mark in Southeastern Conference play, as the program reached the National Invitation Tournament for the second consecutive year.

Alabama tied for fifth overall in the final 2017 SEC standings. The five-spot improvement from the previous year tied for second-best in the SEC in 2016-17 and trailed only Florida, who improved six spots from the year prior (T-8th in 2016 and second in 2017).

During the 2015-16 season, his inaugural as a collegiate head coach, Johnson gave the fans a glimpse of the excitement that was in store. The Crimson Tide finished with an 18-15 record and earned an at-large selection to the 2016 National Invitation Tournament.

Johnson owned an NBA career coaching record of 254-186 (.577) after spending four seasons with the Dallas Mavericks (2004-08) and two-plus seasons with the Brooklyn Nets (2010-13).

During his time in Dallas, Johnson led the Mavericks to the postseason in each of his three-plus seasons as head coach. He led the Mavericks to a record of 194-70 (.735) and set the record for reaching the 50-win plateau (62 games) and the 150-win milestone (191 games) the fastest.

In his first full season as head coach, Johnson led the 2005-06 Mavericks to a 60-22 record and the team's first ever Western Conference Championship. He was named Western Conference Coach of the Month in November of 2005, becoming the first coach in league history to win the award in his first two full months of coaching. Johnson picked up the award for a third time in January, 2006.

The following season, he guided the team to an NBA-best 67 wins in 2006-07. In his final season in Dallas in 2007-08, Johnson led his club to 50-plus wins for the third straight year, finishing with a record of 51-31. Making the playoffs in four consecutive seasons, Johnson holds a career postseason record of 23-24 (.489).

In 16 NBA seasons, he averaged 8.4 points, 5.5 assists, 1.7 rebounds and 25.3 minutes played in 1,054 career games with seven different teams. Known as "The Little General" for his on-court leadership and diminutive stature, Johnson helped guide the San Antonio Spurs to an NBA Championship in 1999.

The New Orleans native played his final two collegiate seasons at Southern University, leading the NCAA in assists in each of his two years with the Jaguars, and was named the Southwestern Athletic Conference Player of the Year and the MVP of the conference tournament as both a junior and senior.

He still owns several NCAA Division I records, including most assists in a single game (22 – shared with three other players), most 20 or more assist games (4), the highest single season assist average (13.3) and the highest career assist average (12.0). As a senior in 1988, he averaged 11.4 points per game, making him the first men's Division I player ever to average double figures in points and assists in the same season.

Despite his numerous amateur accolades, Johnson was not selected in the 1988 NBA Draft. He started his professional career playing with the Palm Beach Stingrays of the United States Basketball League before signing as a free agent with the Seattle SuperSonics on Aug. 2, 1988.

Johnson changed teams six times during his first six seasons in the NBA. It wasn't until his fourth different stint with San Antonio in 1994-95 that he was able to finally settle down. Johnson stayed with the Spurs through the end of the 2000-01 season before signing as a free-agent with Denver on Aug. 19, 2001.

Johnson received a degree in psychology in 1988 from Southern University. He married his wife Cassandra in July of 1991 in New Orleans. They have two children, Christianne and Avery Jr.

THE LAST TIME...

TEAM

Scored 100 points or more:

Nov. 17, 2017 - UA 104, Alabama A&M 67

Scored 110 points or more:

Dec. 1, 2004 - UA 114, ETSU 77

Scored less than 50 points:

Jan. 6, 2018 - Georgia 65, UA 46

Allowed 100 points:

Dec. 4, 2004 - UA 102, Charlotte 101

Held opponent to 40 points or less:

Jan. 10, 2015 - UA 56, Tennessee 38

Held opponent to 15 pts or less in half:

Nov. 29, 2016 - 15 points allowed vs. Charleston Southern (1st half)

Scored 50 points in a half:

Jan. 8, 2019 - 51 points in second half at LSU

Won an overtime game:

Feb. 7, 2017 - UA 90, South Carolina 86

Lost an overtime game:

Feb. 21, 2015 - Georgia 66, UA 65

Played a double-overtime game:

Feb. 7, 2017 - UA 90, South Carolina 86

Played a triple-overtime game:

Feb. 7, 2017 - UA 90, South Carolina 86

Played a quadruple-overtime game:

Feb. 7, 2017 - UA 90, South Carolina 86

Shot 60% or better in a half:

Feb. 6, 2019 - 61.5% in 2nd half vs. Georgia

Failed to hit a three-pointer in a game:

Dec. 4, 2010 vs. Purdue (298 games)

Had at least 15 steals in a game:

Feb. 20, 2013 vs. Mississippi State (18)

Had at least 25 assists in a game:

Nov. 17, 2017 vs. Alabama A&M (25)

Forced 25 turnovers in a game:

Nov. 11, 2012 vs. West Alabama (25)

Played a ranked opponent (AP poll):

March 2, 2019 vs. No. 13 LSU (lost, 74-69)

Beat a ranked opponent at neutral site:

March 9, 2018 vs. No. 16 Auburn (won, 81-63)

Beat a ranked opponent at home:

Jan. 29, 2019 vs. No. 22 Mississippi State (won, 83-79)

Beat a ranked opponent on the road:

Feb. 3, 2018 at No. 23 Florida (won, 68-50)

Beat a top-10 opponent:

Dec. 30, 2017 vs. No. 5 Texas A&M (won, 79-57)

Beat a top-10 opponent on the road:

Feb. 21, 2004 in Starkville, Miss. (beat No. 4 Mississippi State, 77-73)

Beat a top-5 opponent:

Dec. 30, 2017 vs. No. 5 Texas A&M (won, 79-57)

Beat a top-5 opponent on the road:

Feb. 21, 2004 in Starkville, Miss. (beat No. 4 Mississippi State, 77-73)

Played a No. 1 ranked opponent:

Jan. 31, 2015 vs. No. 1/1 Kentucky (lost, 70-55)

Beat a No. 1 ranked opponent on the road:

Jan. 28, 1983 at No. 1 UCLA (won, 70-67)

Beat a No. 1 ranked opponent:

March 20, 2004 vs. No. 1 Stanford (NCAA tournament (won, 70-67)

INDIVIDUAL

Had a player score 50 points:

Michael Nordholz (50) vs. Southern Miss, 12/12/76 (single-game scoring record)

Had a player score 40 points:

Collin Sexton (40) vs. Minnesota, 11/25/17

Had a player score 35 points:

Collin Sexton (40) vs. Minnesota, 11/25/17

Had a player score 30 points:

John Petty Jr. (30) at Tennessee, 1/19/19

Had a player grab 20 rebounds:

Richard Hendrix (23) vs. Troy, 11/9/07

Had a player dish out 10 or more assists:

Mikhail Torrence (11) vs. LSU, 1/27/10

Had a player block five shots:

Donta Hall (8) vs. Oklahoma, 1/27/18

Had a player block 10 shots:

Roy Rogers (10) vs. LSU, 2/17/96

Had a player with seven or more steals in a game:

Jeremy Hays (8) vs. Oregon State, 12/12/98

Had two players record a double-double in same game:

Donta Hall (14 pts, 11 rebs), Dazon Ingram (13 pts, 10 rebs) vs. Vanderbilt, 2/23/19

Had three players record a double-double in same game:

Jermareo Davidson (12 pts, 12 rebs), Alonzo Gee (22 pts, 10 rebs), Richard Hendrix (18 pts, 12 rebs) vs. Louisiana Monroe, 11/28/06

Had a player record a double-double in three consecutive games:

Donta Hall (14 pts, 16 rebs vs. Texas A&M, 12 pts, 11 rebs at Missouri, 16 pts, 12 rebs vs. Tennessee) (Jan. 12, Jan. 16, Jan. 19, 2019)

Had a player record a double-double in four consecutive games:

Donta Hall (14 pts, 16 rebs vs. Texas A&M, 12 pts, 11 rebs at Missouri, 16 pts, 12 rebs vs. Tennessee, 10 pts, 11 rebs vs. Ole Miss) (Jan. 12, Jan. 16, Jan. 19, Jan. 22, 2019)

Had two players score 20 points in a game:

Collin Sexton (25) and John Petty (20) vs. Virginia Tech, 3/15/18

Had five or more players score in double figures:

Tevin Mack (22), Kira Lewis Jr. (12), Donta Hall (11), Dazon Ingram (11) and Herbert Jones (10) vs. Kentucky, 1/5/19

Had a player record a triple-double:

Roy Rogers (27 pts, 10 rebs, 10 blocks) vs. LSU, 2/17/96



Donta Hall

SENIOR

Forward • 6-9 • 230 • Luverne, Ala.
Luverne HS

CAREER HIGHS

Points	21	vs. Liberty (12/18/18)
Rebounds	16	vs. Texas A&M (1/12/19)
Assists	3	2x, last vs. Lipscomb (11/14/17)
Steals	3	2x, last at Mississippi State (2/6/18)
Blocks	8	vs. Oklahoma (1/27/18)
Minutes	39	at South Carolina (2/7/17)
Field Goals	9	UCF (12/3/17)
FG Att.	11	vs. Ball State (11/16/18)
3-Point FG	1	at Vanderbilt (2/9/19)
3-Point Att.	1	at Vanderbilt (2/9/19)
Free Throws	9	vs. Liberty (12/18/18)
FT Att.	11	vs. Liberty (12/18/18)

2018-19 SEASON HIGHS

Points	21	vs. Liberty (12/18/18)
Rebounds	16	vs. Texas A&M (1/12/19)
Assists	2	3x, last vs. Mississippi State (1/29/19)
Steals	2	vs. OleMiss (1/22/19)
Blocks	4	2x, last vs. Texas A&M (1/12/19)
Minutes	35	vs. Vanderbilt (2/24/19)
Field Goals	8	vs. Southern (11/6/18)
FG Att.	11	vs. Ball State (11/16/18)
3-Point FG	1	at Vanderbilt (2/9/19)
3-Point Att.	1	at Vanderbilt (2/9/19)
Free Throws	9	vs. Liberty (12/18/18)
FT Att.	11	vs. Liberty (12/18/18)

MISCELLANEOUS STATS

CATEGORY	2018-19	CAREER
Double-digit scoring	21	47
20+ point games	2	4
Double-digit rebounding	14	22
Double-doubles	13	18
Led UA in scoring	4	12
Led UA in rebounding	24	54
Led UA in three-pointers		
Led UA in assists	1	3
Led UA in steals	5	23
Led UA in blocks	19	74
5+ assist games		
3+ three-pointers		
3+ steal games		2
3+ block games	10	35

CAREER ACCOLADES

- Two-time SEC All-Defensive Team honoree (2018 and 2019)
- Currently has 188 dunks throughout his career
- His 225 career blocks ranks 7th in program history and ranks sixth on the school's list
- Became the 5th player in program history to reach 800 career rebounds and 200 career swats
- Has 18 double-doubles for his career which ranks second in the SEC among all active players
- Led the SEC with 75 dunks in 2017-18
- Set a new school record in single-season field goal percentage as a junior, shooting 72.6 percent (151-of-208)
- Graduated in Dec., 2017, and is currently working towards his master's degree
- One of four scholarship players on this year's roster who have graduated

2018-19 SEASON HIGHLIGHTS

- Has 13 double-doubles on the year, including eight in SEC play, both of which lead the SEC
- Needs 6 points to reach 1,000 for his career. In doing so, he would become just the fifth player in school history to record 1,000 points, 800 rebounds and 200 blocks in his Alabama career
- Among current SEC players, he ranks first in blocked shots (225) and second in rebounding (832)
- Ranks 3rd in the SEC in rebounding and is 9th in blocks per contest
- In SEC games, he led the league in double-doubles (8) and rebounds per game (8.9)
- Leads Alabama in rebounding, blocks, field goal percentage, dunks (58) and double-figure scoring games (21)
- Scored a career-high 21 points by knocking down all six shots from the floor and going a career-best 9-of-11 from the foul line to go along with four blocks in the win over Liberty (12/18)
- Dropped four dunks to lead all players with 19 points, while collecting seven rebounds, two assists, and two blocks against then-No. 22 Mississippi State (1/29)
- Added 12th double-double of the season with 10 boards and 15 points at South Carolina (2/26)
- Posted 11th double-double of the season with 11 rebounds and 14 points while swatting three baskets against Vanderbilt (2/23)
- Registered 10th double-double of the season with 11 points and 10 rebounds while leading the team in blocks (3) and steals (2) against then-No. 20 Ole Miss (1/22)
- Knocked down first career three-pointer to go for seven points, four rebounds, and one assist at Vanderbilt (2/9)
- Collected 700th career rebound while adding 16 points for ninth double-double of the season against then-No. 3 Tennessee (1/19)
- Led the team in rebounds (7), blocks (2), and steals (1), while putting up 10 points against Florida (2/16)
- Went 6-of-7 from the field to secure 13th double-double of the season with 14 points and 10 boards against then-No.13 LSU (3/2)



HALL'S 2018-19 GAME-BY-GAME STATS

Opponent	Date	GS	Min	FG	FGA	Pct	3FG	3FGA	Pct	FT	FTA	Pct	Off	Def	Tot	Avg	PF	A	TO	Blk	Stl	Pts	Avg
SOUTHERN	11/6	*	21	8	9	.889	0	0	.000	4	8	.500	2	3	5	5.0	3	1	2	2	0	20	20.0
APPALACHIAN STATE	11/11	*	27	4	7	.571	0	0	.000	4	6	.667	2	10	12	8.5	2	0	0	1	1	12	16.0
vs. Northeastern	11/15	*	19	0	1	.000	0	0	.000	0	0	.000	1	2	3	6.7	1	2	0	2	0	0	10.7
vs. Ball State	11/16	*	27	5	11	.455	0	0	.000	2	2	1.000	4	8	12	8.0	1	1	1	3	0	12	11.0
vs. Wichita State	11/18	*	15	0	1	.000	0	0	.000	2	2	1.000	1	0	1	6.6	2	1	1	1	1	2	9.2
MURRAY STATE	11/26	*	21	0	3	.000	0	0	.000	2	2	1.000	2	4	6	6.5	0	0	2	3	1	2	8.0
at UCF	11/29	*	27	5	10	.500	0	0	.000	1	2	.500	6	3	9	6.9	4	0	3	2	0	11	8.4
GEORGIA STATE	12/4	*	25	3	4	.750	0	0	.000	5	6	.833	3	8	11	7.4	3	2	3	2	1	11	8.8
ARIZONA	12/9	*	25	3	4	.750	0	0	.000	7	9	.778	2	7	9	7.6	2	0	0	0	0	13	9.2
vs. Liberty	12/18	*	30	6	6	1.000	0	0	.000	9	11	.818	3	2	5	7.3	0	1	1	4	1	21	10.4
PENN STATE	12/21	*	29	7	10	.700	0	0	.000	3	3	1.000	4	7	11	7.6	0	1	0	3	0	17	11.0
at Stephen F. Austin	12/30	*	33	6	7	.857	0	0	.000	0	0	.000	3	11	14	8.2	0	0	0	3	0	12	11.1
KENTUCKY*	1/5	*	30	5	7	.714	0	0	.000	1	3	.333	2	8	10	8.3	1	0	1	0	0	11	11.1
at LSU*	1/8	*	25	2	4	.500	0	0	.000	3	4	.750	3	3	6	8.1	1	0	1	0	1	7	10.8
TEXAS A&M*	1/12	*	33	4	10	.400	0	0	.000	6	7	.857	4	12	16	8.7	3	0	0	4	0	14	11.0
at Missouri*	1/16	*	30	6	10	.600	0	0	.000	0	0	.000	2	9	11	8.8	1	1	1	2	1	12	11.1
at Tennessee*	1/19	*	33	7	10	.700	0	0	.000	2	2	1.000	4	8	12	9.0	2	0	0	1	0	16	11.4
OLE MISS*	1/22	*	22	3	5	.600	0	0	.000	5	6	.833	6	4	10	9.1	3	0	2	3	2	11	11.3
at Baylor	1/26	*	29	5	10	.500	0	0	.000	1	1	1.000	3	4	7	8.9	1	0	1	3	0	11	11.3
MISSISSIPPI STATE*	1/29	*	23	7	9	.778	0	0	.000	5	9	.556	2	5	7	8.9	4	2	1	2	1	19	11.7
at Auburn*	2/2	*	26	3	3	1.000	0	0	.000	2	2	1.000	2	8	10	8.9	2	0	2	0	0	8	11.5
GEORGIA*	2/6	*	18	1	1	1.000	0	0	.000	1	2	.500	2	6	8	8.9	3	0	1	0	0	3	11.1
at Vanderbilt*	2/9	*	22	2	5	.400	1	1	1.000	2	2	1.000	1	3	4	8.7	3	1	1	0	0	7	11.0
at Mississippi State*	2/12	*	27	5	6	.833	0	0	.000	1	2	.500	3	4	7	8.6	2	2	1	3	1	11	11.0
FLORIDA*	2/16	*	27	5	6	.833	0	0	.000	0	0	.000	1	6	7	8.5	2	0	1	2	1	10	10.9
at Texas A&M*	2/19	*	26	3	5	.600	0	0	.000	0	1	.000	1	4	5	8.4	1	1	1	1	0	6	10.7
VANDERBILT*	2/23	*	35	5	7	.714	0	0	.000	4	6	.667	4	7	11	8.5	2	1	0	3	1	14	10.9
at South Carolina*	2/26	*	28	6	12	.500	0	0	.000	3	4	.750	3	7	10	8.5	4	0	0	0	1	15	11.0
LSU*	3/2	*	31	6	7	.857	0	0	.000	2	5	.400	3	7	10	8.6	2	0	1	1	0	14	11.1
AUBURN*	3/5	*	34	2	3	.667	0	0	.000	0	0	.000	0	8	8	8.6	2	0	1	1	0	4	10.9
at Arkansas*	3/9	*	23	1	3	.333	0	0	.000	1	2	.500	1	7	8	8.5	1	1	1	0	0	3	10.6
vs. Ole Miss	3/14	*	33	3	6	.500	0	0	.000	1	3	.333	5	10	15	8.8	1	0	3	0	1	7	10.5


* indicates Southeastern Conference opponent

HALL'S CAREER STATS

YEAR	GP	GS	MIN	AVG	FG	FGA	PCT	3FG	3FGA	PCT	FT	FTA	PCT	OFF	DEF	TOT	AVG	PF	FO	AST	TO	BLK	STL	PTS	AVG
2015-16	33	0	421	12.8	37	61	.607	0	0	.000	19	44	.432	46	96	142	4.3	83	5	7	16	56	15	93	2.8
2016-17	34	20	670	19.7	79	120	.658	0	0	.000	45	75	.600	66	120	186	5.5	85	3	18	31	48	18	203	6.0
2017-18	34	31	806	23.7	151	208	.726	0	0	.000	60	108	.556	76	148	224	6.6	59	0	20	43	68	24	362	10.6
2018-19	32	32	854	26.7	128	202	.634	1	1	1.000	79	112	.705	85	195	280	8.8	59	0	18	33	53	15	336	10.5
TOTAL	133	83	2751	20.7	395	591	.668	1	1	1.000	203	339	.599	273	559	832	6.3	286	8	63	123	225	72	994	7.5

HALL'S CAREER SEC STATS

YEAR	GP	GS	MIN	AVG	FG	FGA	PCT	3FG	3FGA	PCT	FT	FTA	PCT	OFF	DEF	TOT	AVG	PF	FO	AST	TO	BLK	STL	PTS	AVG
2015-16	18	0	227	12.6	19	34	.559	0	0	.000	8	21	.381	32	62	94	5.2	53	5	5	8	28	9	46	2.6
2016-17	18	15	372	20.7	38	59	.644	0	0	.000	23	40	.575	38	65	103	5.7	46	2	11	19	23	8	99	5.5
2017-18	17	14	406	23.9	77	104	.740	0	0	.000	31	62	.500	39	72	111	6.5	30	0	7	19	28	14	185	10.9
2018-19	17	17	470	27.6	72	110	.655	1	1	1.000	37	55	.673	43	109	152	8.9	38	0	8	15	23	9	182	10.7
TOTAL	70	46	1475	21.1	206	307	.671	1	1	1.000	99	178	.556	152	308	460	6.6	167	7	31	61	102	40	512	7.3



1 Riley Norris

GRADUATE

Guard/Forward • 6-7 • 212 • Albertville, Ala. Albertville HS

CAREER HIGHS

Points	27	South Carolina (1/13/16)
Rebounds	16	at LSU (2/17/16)
Assists	5	vs. Ole Miss (1/22/19)
Steals	3	4x, last vs. Auburn (2/4/17)
Blocks	2	2x, last at Baylor (1/26/19)
Minutes	46	at South Carolina (2/7/17)
Field Goals	9	South Carolina (1/13/16)
FG Att.	16	South Carolina (1/13/16)
3-Point FG	8	South Carolina (1/13/16)
3-Point Att.	11	South Carolina (1/13/16)
Free Throws	8	Louisiana (11/20/15)
FT Att.	10	Louisiana (11/20/15)

2018-19 SEASON HIGHS

Points	16	at Baylor (1/26/19)
Rebounds	12	at Vanderbilt (2/9/19)
Assists	5	vs. Ole Miss (1/22/19)
Steals	2	3x, last at Arkansas (3/9/19)
Blocks	2	at Baylor (1/26/19)
Minutes	32	vs. LSU (3/2/19)
Field Goals	6	at Baylor (1/26/19)
FG Att.	10	2x, last vs. LSU (3/2/19)
3-Point FG	4	2x, last at Baylor (1/26/19)
3-Point Att.	7	2x, last at Texas A&M (2/19/19)
Free Throws	6	at Vanderbilt (2/9/19)
FT Att.	7	at Vanderbilt (2/9/19)

MISCELLANEOUS STATS

CATEGORY	2018-19	CAREER
Double-digit scoring	6	39
20+ point games		2
Double-digit rebounding	1	9
Double-doubles	1	6
Led UA in scoring	1	10
Led UA in rebounding	1	23
Led UA in three-pointers	5	33
Led UA in assists	2	9
Led UA in steals	5	22
Led UA in blocks	1	7
5+ assist games	1	1
3+ three-pointers	5	19
3+ steal games		4
3+ block games		

CAREER ACCOLADES

- 2018 SEC Academic Honor Roll
- 2015 SEC First Year Academic Honor Roll
- Earned undergraduate degree in Dec., 2017 and is currently working towards his master's degree with anticipated graduation in May, 2019
- Leads all Alabama players with 134 career games played
- One of four scholarship players on this year's roster who have graduated

2018-19 SEASON HIGHLIGHTS

- Second on the team in three-point shooting, knocking down 35.8 percent of his shots from beyond the arc (29-of-81)
- Has seen playing time increase steadily since returning from a medical procedure that sidelined him for the first five games of the season, averaging 21.0 mpg over last 23 contests
- Earned first start of the season to go for a career-high five assists while grabbing nine rebounds and scoring two points against Ole Miss (3/14)
- Hit all six of his shots and went a perfect 4-of-4 from beyond the arc to lead the team with a season-high 16 points and 23 minutes of action while registering a career-best two blocks at Baylor (1/26)
- Provided a spark of energy off the bench at Stephen F. Austin (12/30) knocking down a team-high four three-pointers going for 14 points and six rebounds
- Scored pivotal baskets to seal the win at South Carolina (2/26) to go for 11 points, three rebounds, while adding a steal and a block
- Went for a season-best 5-of-6 from the line to total 11 points and five rebounds against then-No. 22 Mississippi State (1/29)
- Posted nine points while collecting three rebounds and two steals against Vanderbilt (2/23)
- Scored seven points to go along with four rebounds, one assist, and one block against Texas A&M (1/12)
- Led the team in steals (2) while adding eight points, three rebounds, and one assist at LSU (1/8)
- Dropped 13 points and was just one-board (9) shy of registering a double-double against then-No.13 LSU (3/2)
- Led the team in assists (2) while adding seven points, one rebound, and one steal against then-No. 20 Ole Miss
- Made his season debut against Georgia State (12/4) adding four points and one rebound off the bench



NORRIS' 2018-19 GAME-BY-GAME STATS

Opponent	Date	GS	Min	FG	FGA	Pct	3FG	FGA	Pct	FT	FTA	Pct	Off	Def	Tot	Avg	PF	A	TO	Blk	Stl	Pts	Avg	
SOUTHERN	11/6																							
APPALACHIAN STATE	11/11																							
vs. Northeastern	11/15																							
vs. Ball State	11/16																							
vs. Wichita State	11/18																							
MURRAY STATE	11/26																							
at UCF	11/29																							
GEORGIA STATE	12/4	8	1	2	500	0	1	.000	2	2	1.000	0	1	1	1.0	2	0	0	0	0	0	4	4.0	
ARIZONA	12/9																							
vs. Liberty	12/18	15	0	2	.000	0	1	.000	1	2	.500	1	3	4	2.5	2	0	0	0	1	1	1	2.5	
PENN STATE	12/21	18	3	4	.750	1	2	.500	0	1	.000	0	0	0	1.7	0	0	1	0	0	0	7	4.0	
at Stephen F. Austin	12/30	19	5	10	.500	4	7	.571	0	0	.000	3	3	6	2.8	1	0	0	0	0	0	14	6.5	
KENTUCKY*	1/5	14	0	2	.000	0	2	.000	0	0	.000	1	1	2	2.6	0	0	0	0	1	0	1	5.2	
at LSU*	1/8	20	2	3	.667	2	3	.667	2	2	1.000	0	3	3	2.7	5	1	1	0	0	2	8	5.7	
TEXAS A&M*	1/12	19	2	6	.333	1	4	.250	3	3	.667	1	3	4	2.7	5	1	1	0	0	0	7	5.9	
at Missouri*	1/16	15	0	1	.000	0	1	.000	3	5	.600	0	0	0	2.5	0	0	0	0	0	0	3	5.5	
at Tennessee*	1/19	15	1	4	.250	1	3	.333	0	0	.000	1	2	3	2.6	2	1	0	0	0	0	3	5.2	
OLE MISS*	1/22	21	2	6	.333	1	3	.333	2	2	1.000	1	0	1	2.4	3	2	1	0	1	7	5.4		
at Baylor	1/26	23	6	6	1.000	4	4	1.000	0	0	.000	2	0	2	2.4	1	2	2	2	0	0	16	6.4	
MISSISSIPPI STATE*	1/29	27	3	7	.429	0	4	.000	5	6	.833	2	3	5	2.6	1	1	0	0	0	0	11	6.8	
at Auburn*	2/2	24	1	4	.250	1	3	.333	2	2	1.000	0	4	4	2.7	4	2	1	0	1	5	6.6		
GEORGIA*	2/6	18	0	1	.000	0	1	.000	2	3	.667	1	2	3	2.7	0	1	1	0	0	0	2	6.3	
at Vanderbilt*	2/9	26	3	9	.333	3	6	.500	6	7	.857	1	11	12	3.3	3	0	1	1	0	0	15	6.9	
at Mississippi State*	2/12	21	1	4	.250	1	4	.250	0	0	.000	0	1	1	3.2	0	0	0	0	0	0	3	6.6	
FLORIDA*	2/16	19	0	1	.000	0	1	.000	1	1	1.000	1	1	2	3.1	1	0	0	0	0	0	0	6.2	
at Texas A&M*	2/19	23	3	8	.375	3	7	.429	0	0	.000	1	4	5	3.2	2	0	1	0	0	0	9	6.4	
VANDERBILT*	2/23	23	3	8	.375	3	5	.600	0	0	.000	2	1	3	3.2	3	0	1	0	0	2	9	6.5	
at South Carolina*	2/26	25	4	7	.571	1	4	.250	2	3	.667	1	2	3	3.2	2	1	1	1	1	1	11	6.8	
LSU*	3/2	32	5	10	.500	1	5	.200	2	2	1.000	3	6	9	3.5	4	0	1	0	0	0	13	7.0	
AUBURN*	3/5	16	3	7	.429	1	4	.250	0	0	.000	2	0	2	3.4	3	0	1	0	0	0	7	7.0	
at Arkansas*	3/9	17	2	3	.667	1	2	.500	0	0	.000	0	5	5	3.5	0	0	0	0	0	2	5	7.0	
vs. Ole Miss	3/14	*	25	1	6	.167	0	4	.000	0	0	.000	1	8	9	3.7	0	5	0	0	1	2	6.8	


* indicates Southeastern Conference opponent

NORRIS' CAREER STATS

YEAR	GP	GS	MIN	AVG	FG	FGA	PCT	3FG	3FGA	PCT	FT	FTA	PCT	OFF	DEF	TOT	AVG	PF	FO	AST	TO	BLK	STL	PTS	AVG
2014-15	34	8	712	20.9	55	145	.379	25	74	.338	26	43	.605	40	102	142	4.2	79	1	22	31	7	21	161	4.7
2015-16	33	19	930	28.2	77	208	.370	45	120	.375	47	72	.653	54	122	176	5.3	64	0	23	39	8	26	246	7.5
2016-17	34	27	927	27.3	105	258	.407	47	141	.333	48	65	.738	41	88	129	3.8	76	1	25	38	4	23	305	9.0
2017-18	9	3	166	18.4	16	37	.432	6	20	.300	5	8	.625	6	16	22	2.4	19	0	6	5	0	4	43	4.8
2018-19	24	1	483	20.1	51	121	.421	29	81	.358	31	41	.756	25	64	89	3.7	44	2	17	14	4	12	162	6.8
TOTAL	134	58	3218	24.0	304	769	.395	152	436	.349	157	229	.686	166	392	558	4.2	282	4	93	127	23	86	917	6.8

NORRIS' CAREER SEC STATS

YEAR	GP	GS	MIN	AVG	FG	FGA	PCT	3FG	3FGA	PCT	FT	FTA	PCT	OFF	DEF	TOT	AVG	PF	FO	AST	TO	BLK	STL	PTS	AVG
2014-15	18	4	381	21.2	24	75	.320	13	42	.310	14	25	.560	20	52	72	4.0	41	1	11	18	2	8	75	4.2
2015-16	18	16	569	31.6	50	131	.382	30	79	.380	20	32	.625	34	76	110	6.1	38	0	15	25	3	16	150	8.3
2016-17	18	16	534	29.7	61	148	.412	28	81	.346	26	37	.703	14	42	56	3.1	47	1	9	23	1	12	176	9.8
2018-19	18	0	375	20.8	35	91	.385	20	62	.323	28	36	.778	18	49	67	3.7	38	2	10	11	2	10	118	6.6
TOTAL	72	36	1859	25.8	170	445	.382	91	264	.345	88	130	.677	86	219	305	4.2	164	4	45	77	8	46	519	7.2



2 Kira Lewis Jr.

FRESHMAN

Guard • 6-3 • 167 • Meridianville, Ala.
Hazel Green HS

CAREER HIGHS

Points	24	2x, last vs. Georgia (2/6/19)
Rebounds	5	2x, last at Mississippi State (2/12/19)
Assists	8	vs. Stephen F. Austin (12/30/18)
Steals	4	vs. Ole Miss (3/14/19)
Blocks	1	9x, last at Arkansas (3/9/19)
Minutes	38	vs. LSU (3/2/19)
Field Goals	10	vs. Georgia (2/6/19)
FG Att.	18	vs. Appalachian State (11/11/18)
3-Point FG	5	vs. Georgia State (12/4/18)
3-Point Att.	10	vs. Georgia State (12/4/18)
Free Throws	11	vs. Wichita State (11/18/18)
FT Att.	11	vs. Wichita State (11/18/18)

2018-19 SEASON HIGHS

Points	24	2x, last vs. Georgia (2/6/19)
Rebounds	5	2x, last at Mississippi State (2/12/19)
Assists	8	vs. Stephen F. Austin (12/30/18)
Steals	4	vs. Ole Miss (3/14/19)
Blocks	1	9x, last at Arkansas (3/9/19)
Minutes	38	vs. LSU (3/2/19)
Field Goals	10	vs. Georgia (2/6/19)
FG Att.	18	vs. Appalachian State (11/11/18)
3-Point FG	5	vs. Georgia State (12/4/18)
3-Point Att.	10	vs. Georgia State (12/4/18)
Free Throws	11	vs. Wichita State (11/18/18)
FT Att.	11	vs. Wichita State (11/18/18)

MISCELLANEOUS STATS

CATEGORY	2018-19	CAREER
Double-digit scoring	22	22
20+ point games	4	4
Double-digit rebounding		
Double-doubles		
Led UA in scoring	14	14
Led UA in rebounding		
Led UA in three-pointers	9	9
Led UA in assists	14	14
Led UA in steals	7	7
Led UA in blocks	1	1
5+ assist games	4	4
3+ three-pointers	7	7
3+ steal games	2	2
3+ block games		

CAREER ACCOLADES

- 2019 SEC All-Freshman Team
- Is the second-youngest player in D-I for the 2018-19 season at 17 years old (birthday is April 6, 2001) – the youngest player in the nation (Everett Perrot of Pepperdine) has not played a game this season
- Named SEC Freshman of the Week for the week of Dec. 10

2018-19 SEASON HIGHLIGHTS

- Leads Alabama in assists (2.9 apg), 20-point games (5) and minutes (31.8 mpg), while ranking third in three-point field goal percentage (36.4)
- Exploded with a career and team-high of 24 points going 6-of-9 from the field and a perfect 11-of-11 from the line, while collecting four rebounds and two assists against Wichita State (11/18)
- Matched his career-high of 24 points, while connecting with seven assists and four rebounds against Georgia (2/6)
- Scored a team-high of 21 points to go along with four rebounds and one assist against Appalachian State (11/11)
- Was a crucial factor in the win against Murray State (11/26) registering 20 points in back-to-back games, while adding four assists and two steals
- Went 4-of-5 from outside the arc and finished with 20 points, including hitting a 3-pointer with 13 seconds left to seal the win over Arizona (12/9)
- Finished with 17 points, including going 7-of-8 from the line, and a career-best eight assists at Stephen F. Austin (12/30)
- Scored three baskets beyond the arc to go for a team-high 17 points, while also leading the team in assists (3) and steals (1) at South Carolina (2/26)
- Had 13 points, two steals, and one rebound and assist at Auburn (2/2)
- Led the team at Mississippi State (2/12) with 17 points and tied career-high five rebounds
- Registered a team-high in points (14), three-pointers (2), and assists (2) against Florida (2/16)
- Dropped a team-high 15-points, including a perfect 8-of-8 from the line to go along with two rebounds, one steal, and one assist at LSU (1/8)
- Posted a team-high 19 points, including four three-pointers, two assists, and one steal against Vanderbilt (2/23)
- Accounted for a team-high 13 points and three assists against Auburn (3/5)
- Snatched a career-high four steals while adding 13 points against Ole Miss (3/14)
- Added 12 points, two assists, three rebounds, and one block at Arkansas (3/9)
- Led the team in assists (3) and steals (2) while adding nine points, three rebounds, and one steal against then-No. 22 Mississippi State (1/29)
- Went 5-of-9 from beyond the arc to score 14 points and register three assists against Texas A&M (1/12)



LEWIS JR.'S 2018-19 GAME-BY-GAME STATS

Opponent	Date	GS	Min	FG	FGA	Pct	3FG	3FGA	Pct	FT	FTA	Pct	Off	Def	Tot	Avg	PF	A	TO	Blk	Stl	Pts	Avg
SOUTHERN	11/6	*	29	2	5	.400	1	3	.333	1	1	1.000	1	1	2	2.0	3	7	3	1	1	6	6.0
APPALACHIAN STATE	11/11	*	31	9	18	.500	3	6	.500	0	0	.000	3	1	4	3.0	2	1	1	0	0	21	13.5
vs. Northeastern	11/15	*	31	3	10	.300	1	6	.167	0	0	.000	0	0	0	2.0	3	1	1	0	0	7	11.3
vs. Ball State	11/16	*	30	3	6	.500	0	2	.000	2	2	1.000	0	2	2	2.0	3	3	3	1	3	8	10.5
vs. Wichita State	11/18	*	33	6	9	.667	1	2	.500	11	11	1.000	0	4	4	2.4	2	2	0	0	0	24	13.2
MURRAY STATE	11/26	*	28	6	13	.462	1	4	.250	7	10	.700	1	1	2	2.3	2	3	1	1	1	20	14.3
at UCF	11/29	*	32	6	11	.545	2	5	.400	0	0	.000	0	2	2	2.3	4	2	2	0	0	14	14.3
GEORGIA STATE	12/4	*	33	6	12	.500	5	10	.500	2	2	1.000	0	3	3	2.4	1	1	1	1	1	19	14.9
ARIZONA	12/9	*	30	7	13	.538	4	5	.800	2	4	.500	0	2	2	2.4	2	1	3	0	1	20	15.6
vs. Liberty	12/18	*	35	7	12	.583	1	2	.500	2	3	.667	0	3	3	2.4	3	4	2	0	1	17	15.8
PENN STATE	12/21	*	29	2	7	.286	0	1	.000	3	4	.750	0	1	1	2.3	2	4	1	0	1	7	14.9
at Stephen F. Austin	12/30	*	31	4	12	.333	2	6	.333	7	8	.875	2	0	2	2.4	2	8	3	0	1	17	15.0
KENTUCKY*	1/5	*	34	4	14	.286	2	6	.333	2	2	1.000	0	2	2	2.2	2	3	4	0	0	12	14.8
at LSU*	1/8	*	31	3	11	.273	1	6	.167	8	8	1.000	0	2	2	2.3	1	1	3	0	1	15	14.7
TEXAS A&M*	1/12	*	30	5	9	.556	1	3	.333	3	4	.750	0	0	0	2.1	0	3	1	0	0	14	14.4
at Missouri*	1/16	*	25	3	7	.429	1	3	.333	2	2	1.000	0	2	2	2.1	1	1	2	0	0	9	14.7
at Tennessee*	1/19	*	33	4	10	.400	3	6	.500	1	2	.500	0	2	2	2.1	4	1	4	0	0	12	14.2
OLE MISS*	1/22	*	25	2	8	.250	1	3	.333	2	2	1.000	0	2	2	2.1	0	1	0	1	1	7	13.8
at Baylor	1/26	*	31	6	12	.500	1	4	.250	2	2	1.000	1	4	5	2.2	3	6	3	1	2	15	13.9
MISSISSIPPI STATE*	1/29	*	32	4	9	.444	0	2	.000	1	2	.500	0	3	3	2.3	1	3	5	1	2	9	13.7
at Auburn*	2/2	*	28	4	6	.667	2	3	.667	3	6	.500	0	1	1	2.2	1	1	2	0	2	13	13.6
GEORGIA*	2/6	*	36	10	17	.588	1	4	.250	3	4	.750	0	4	4	2.3	1	7	1	0	2	24	14.1
at Vanderbilt*	2/9	*	34	6	11	.545	2	4	.500	4	4	1.000	0	2	2	2.3	3	4	2	0	0	18	14.3
at Mississippi State*	2/12	*	34	5	12	.417	3	7	.429	4	4	1.000	0	5	5	2.4	2	2	4	0	0	17	14.4
FLORIDA*	2/16	*	32	4	8	.500	2	5	.400	4	8	.500	0	2	2	2.4	2	2	3	0	0	14	14.4
at Texas A&M*	2/19	*	32	2	11	.182	1	7	.143	0	0	.000	0	3	3	2.4	1	4	0	0	1	5	14.0
VANDERBILT*	2/23	*	37	7	13	.538	4	8	.500	1	2	.500	0	1	1	2.3	0	2	1	1	1	19	14.2
at South Carolina*	2/26	*	37	5	13	.385	3	6	.500	4	5	.800	1	4	5	2.4	0	3	3	0	1	17	14.3
LSU*	3/2	*	38	3	16	.188	0	4	.000	1	2	.500	1	3	4	2.5	3	4	3	0	0	7	14.0
AUBURN*	3/5	*	34	4	9	.444	1	3	.333	4	5	.800	1	3	4	2.5	0	3	2	0	1	13	14.0
at Arkansas*	3/9	*	30	5	11	.455	1	3	.333	1	1	1.000	1	2	3	2.5	2	2	2	1	0	12	13.9
vs. Ole Miss	3/14	*	31	5	13	.384	1	4	.250	2	3	.666	0	1	1	2.5	1	3	3	0	4	13	13.9


* indicates Southeastern Conference opponent

LEWIS' CAREER STATS

YEAR	GP	GS	MIN	AVG	FG	FGA	PCT	3FG	3FGA	PCT	FT	FTA	PCT	OFF	DEF	TOT	AVG	PF	FO	AST	TO	BLK	STL	PTS	AVG
2018-19	32	32	1016	31.8	152	348	.437	52	143	.364	89	113	.788	12	68	80	2.5	57	0	93	69	9	28	445	13.9
TOTAL	32	32	1016	31.8	152	348	.437	52	143	.364	89	113	.788	12	68	80	2.5	57	0	93	69	9	28	445	13.9

LEWIS' CAREER SEC STATS

YEAR	GP	GS	MIN	AVG	FG	FGA	PCT	3FG	3FGA	PCT	FT	FTA	PCT	OFF	DEF	TOT	AVG	PF	FO	AST	TO	BLK	STL	PTS	AVG
2018-19	17	17	552	32.5	75	184	.408	28	80	.350	47	62	.758	3	41	44	2.6	22	0	45	40	3	12	225	13.2
TOTAL	17	17	552	32.5	75	184	.408	28	80	.350	47	62	.758	3	41	44	2.6	22	0	45	40	3	12	225	13.2



3 Alex Reese

SOPHOMORE

Forward • 6-9 • 238 • Pelham, Ala.
Pelham HS

CAREER HIGHS

Points	19	vs. Wichita State (11/18/18)
Rebounds	9	2x, last vs. Lipscomb (11/14/17)
Assists	3	2x, last vs. Arizona (12/9/18)
Steals	4	vs. Memphis (11/10/17)
Blocks	2	3x, last vs. OleMiss (1/22/19)
Minutes	30	vs. Memphis (11/10/17)
Field Goals	4	4x, vs. Wichita State (11/18/18)
FG Att.	14	vs. UCF (11/29/18)
3-Point FG	3	vs. Murray State (11/26/18)
3-Point Att.	7	2x, last vs. UCF (11/29/18)
Free Throws	9	vs. Wichita State (11/18/18)
FT Att.	10	vs. Wichita State (11/18/18)

2018-19 SEASON HIGHS

Points	19	vs. Wichita State (11/18/18)
Rebounds	8	vs. Arizona (12/9/18)
Assists	3	vs. Arizona (12/9/18)
Steals	2	3x, last vs. Liberty (12/18/18)
Blocks	2	3x, last vs. OleMiss (1/22/19)
Minutes	28	vs. UCF (11/29/18)
Field Goals	5	2x, last vs. Arizona (12/9/18)
FG Att.	14	vs. UCF (11/29/18)
3-Point FG	3	vs. Murray State (11/26/18)
3-Point Att.	7	vs. UCF (11/29/18)
Free Throws	9	vs. Wichita State (11/18/18)
FT Att.	10	vs. Wichita State (11/18/18)

MISCELLANEOUS STATS

CATEGORY	2018-19	CAREER
Double-digit scoring	4	6
20+ point games		
Double-digit rebounding		
Double-doubles		
Led UA in scoring	1	1
Led UA in rebounding		3
Led UA in three-pointers	3	6
Led UA in assists	1	1
Led UA in steals	4	8
Led UA in blocks	4	4
5+ assist games		
3+ three-pointers	1	1
3+ steal games		1
3+ block games		

CAREER ACCOLADES

- 2018 SEC First Year Academic Honor Roll

2018-19 SEASON HIGHLIGHTS

- Went for a career high of 19 points, going 9-for-10 from the line while adding two rebounds and an assist against Wichita State (11/18)
- Provided an offensive spark off the bench in the win against Arizona (12/9), scoring 15 points while collecting eight rebounds and two assists
- Led the team in points (14) and threes (2), while collecting three rebounds and two assists against UCF (11/29)
- Dropped 12 points at LSU (1/8) to go along with four rebounds and one assist
- Registered a career high of three pointers made (3) while adding nine points and two steals vs. Murray State (11/26)
- Shot 4-of-9 from the floor to total nine points to go along with four rebounds and two steals against Georgia State (12/4)
- Led the team in assists (2) and blocks (1) while chipping in nine points and grabbing five boards at Arkansas (3/9)
- Scored eight points in the season opener vs. Southern (11/6), knocking down a pair of threes
- Added seven points, three rebounds, and two steals against Liberty (12/18)
- Grabbed four rebounds to go along with five points and one block against then-No. 13 Kentucky (1/5)
- Accounted for seven points – all coming in the first half – and five rebounds in the win at Missouri (1/16)
- Swatted two shots while adding three points and one rebound against then-No. 20 Ole Miss (1/22)
- Put up seven points and one block at Auburn (2/2)



REESE'S 2018-19 GAME-BY-GAME STATS

Opponent	Date	GS	Min	FG	FGA	Pct	3FG	FGA	Pct	FT	FTA	Pct	Off	Def	Tot	Avg	PF	A	TO	Blk	Stl	Pts	Avg
SOUTHERN	11/6	21	3	5	.600	2	3	.667	0	0	.000	0	1	1	1.0	1	1	1	0	0	0	8	8.0
APPALACHIAN STATE	11/11	13	1	3	.333	0	0	.000	3	4	.750	2	1	3	2.0	2	0	1	0	0	0	5	6.5
vs. Northeastern	11/15	9	0	2	.000	0	2	.000	0	0	.000	0	0	0	1.3	2	1	1	0	1	0	4	4.3
vs. Ball State	11/16	3	0	1	.000	0	1	.000	0	0	.000	0	1	1	1.3	1	0	0	0	0	0	3	3.3
vs. Wichita State	11/18	15	4	7	.571	2	5	.400	9	10	.900	1	1	2	1.4	1	1	1	0	0	0	19	6.4
MURRAY STATE	11/26	21	3	9	.333	3	5	.600	0	0	.000	0	0	0	1.2	2	1	1	2	2	2	9	6.8
at UCF	11/29	28	5	14	.357	2	7	.286	2	2	1.000	2	1	3	1.4	2	2	1	0	0	0	14	7.9
GEORGIA STATE	12/4	15	4	9	.444	0	4	.000	1	2	.500	1	3	4	1.8	0	0	0	0	2	9	8.0	
ARIZONA	12/9	27	5	9	.556	2	3	.667	3	3	1.000	3	5	8	2.4	3	3	3	0	2	15	8.8	
vs. Liberty	12/18	14	1	5	.200	0	2	.000	5	8	.625	0	3	3	2.5	0	0	1	0	2	7	8.6	
PENN STATE	12/21	5	1	1	1.000	0	0	.000	0	0	.000	0	1	1	2.4	0	0	1	1	0	2	8.0	
at Stephen F. Austin	12/30	5	0	1	.000	0	1	.000	0	0	.000	0	0	0	2.2	0	0	1	0	0	0	7.3	
KENTUCKY*	1/5	13	2	6	.333	1	2	.500	0	0	.000	1	3	4	2.3	1	0	1	1	0	5	7.2	
at LSU*	1/8	18	2	5	.400	2	4	.500	6	6	1.000	3	1	4	2.4	1	1	0	0	0	12	7.5	
TEXAS A&M*	1/12	7	2	5	.400	0	0	.000	0	0	.000	1	0	1	2.3	3	1	0	1	0	4	7.3	
at Missouri*	1/16	16	3	7	.429	1	2	.500	0	0	.000	2	3	5	2.5	1	0	1	0	0	7	7.3	
at Tennessee*	1/19	15	0	4	.000	0	2	.000	2	3	.667	0	3	3	2.5	2	0	2	2	0	2	6.9	
OLE MISS*	1/22	11	1	4	.250	1	4	.250	0	0	.000	0	1	1	2.4	1	0	2	2	0	3	6.7	
at Baylor	1/26	9	1	3	.333	0	2	.000	0	0	.000	2	1	3	2.5	0	0	0	0	0	2	6.5	
MISSISSIPPI STATE*	1/29	12	0	0	.000	0	0	.000	1	3	.333	0	2	2	2.5	1	0	0	0	0	1	6.2	
at Auburn*	2/2	11	2	5	.400	1	3	.333	2	2	1.000	1	0	1	2.4	0	0	0	1	0	7	6.2	
GEORGIA*	2/6	6	0	1	.000	0	1	.000	0	0	.000	0	1	1	2.3	1	0	0	1	0	0	7	6.2
at Vanderbilt*	2/9																						
at Mississippi State*	2/12	7	1	1	1.000	0	0	.000	0	0	.000	0	1	1	2.3	0	0	1	0	0	2	5.8	
FLORIDA*	2/16	2	0	0	.000	0	0	.000	0	0	.000	0	0	0	2.2	0	0	1	0	0	0	5.5	
at Texas A&M*	2/19																						
VANDERBILT*	2/23																						
at South Carolina*	2/26																						
LSU*	3/2																						
AUBURN*	3/5																						
at Arkansas*	3/9	21	3	6	.500	2	4	.500	1	2	.500	2	3	5	2.3	2	2	2	1	0	9	5.7	
vs. Ole Miss	3/14	7	1	4	.250	0	1	.000	0	0	.000	1	0	1	2.2	1	0	0	0	0	2	5.5	


* indicates Southeastern Conference opponent

REESE'S CAREER STATS

YEAR	GP	GS	MIN	AVG	FG	FGA	PCT	3FG	3FGA	PCT	FT	FTA	PCT	OFF	DEF	TOT	AVG	PF	FO	AST	TO	BLK	STL	PTS	AVG
2017-18	32	1	370	11.6	46	118	.390	24	74	.324	11	14	.786	22	67	89	2.8	33	0	9	21	7	15	127	4.0
2018-19	26	0	331	12.7	45	117	.385	19	58	.328	35	45	.778	22	36	58	2.2	28	0	13	22	12	9	144	5.5
TOTAL	58	1	701	12.1	91	235	.387	43	132	.326	46	59	.780	44	103	147	2.5	61	0	22	43	19	24	271	4.7

REESE'S CAREER SEC STATS

YEAR	GP	GS	MIN	AVG	FG	FGA	PCT	3FG	3FGA	PCT	FT	FTA	PCT	OFF	DEF	TOT	AVG	PF	FO	AST	TO	BLK	STL	PTS	AVG
2017-18	16	0	173	10.8	24	64	.375	14	40	.350	7	8	.875	8	34	42	2.6	20	0	2	11	2	7	69	4.3
2018-19	12	0	139	11.6	16	44	.364	8	22	.364	12	16	.750	10	18	28	2.3	13	0	4	10	9	0	52	4.3
TOTAL	28	0	312	11.1	40	108	.370	22	62	.355	19	24	.792	18	52	70	2.5	33	0	6	21	11	7	121	4.3



4 Daniel Giddens

JUNIOR

Forward/Center • 6-11 • 247 • Mableton, Ga.
Oak Hill Academy/ Ohio State

CAREER HIGHS

Points	13	Mississippi State (1/20/18)
Rebounds	9	4x, last vs. Oklahoma (1/27/18)
Assists	1	7x, last vs. Auburn (3/5/19)
Steals	4	at Connecticut (12/12/15)
Blocks	6	UT Arlington (11/20/15)
Minutes	28	Penn State (1/25/16)
Field Goals	5	4x, last vs. Mississippi State (1/20/18)
FG Att.	9	Rhode Island (12/6/17)
3-Point FG		
3-Point Att.	1	2x, last vs. LSU (3/2/19)
Free Throws	3	6x, last vs. Florida (2/27/18)
FT Att.	7	Lipscomb (11/14/17)

2018-19 SEASON HIGHS

Points	6	vs. LSU (1/8/19)
Rebounds	6	vs. Southern (11/6/18)
Assists	1	6x, last vs. Auburn (3/5/19)
Steals		
Blocks	3	Vanderbilt (2/9/19)
Minutes	16	at Vanderbilt (2/9/19)
Field Goals	3	vs. LSU (1/8/19)
FG Att.	5	at Texas A&M (2/19/19)
3-Point FG		
3-Point Att.	1	vs. LSU (3/2/19)
Free Throws	2	2x, last vs. Georgia (2/6/19)
FT Att.	4	vs. Southern (11/6/18)

MISCELLANEOUS STATS

CATEGORY	2018-19	CAREER
Double-digit scoring		7
20+ point games		
Double-digit rebounding		
Double-doubles		
Led UA in scoring		
Led UA in rebounding	2	
Led UA in three-pointers		
Led UA in assists		
Led UA in steals	4	
Led UA in blocks	4	13
5+ assist games		
3+ three-pointers		
3+ steal games		4
3+ block games	1	14

CAREER ACCOLADES

- Saw action in 34 games, making 18 starts last season
- Ranked second on the team in blocked shots per game (1.0)

2018-19 SEASON HIGHLIGHTS

- Missed the game at Arkansas due to a right hand injury
- Provided a spark of energy off the bench adding four points and one block in a season-high 11 minutes against Georgia (2/6)
- Led the team in blocks (1), while adding three points, two rebounds, and one assist at Texas A&M (2/19)
- Scored a pivotal four points to seal the victory at South Carolina (2/26), while also adding two rebounds, one assist, and one block
- Drilled in a season-high six points at LSU (1/8)
- Saw seven minutes of action off the bench vs. Northeastern (11/15)
- Put up four points and five rebounds off the bench against Appalachian State (11/11)
- Added two boards, one assist and block against Auburn (3/5)
- Registered one point, rebound, and block against UCF (11/29)



GIDDENS' 2018-19 GAME-BY-GAME STATS

Opponent	Date	GS	Min	FG	FGA	Pct	3FG	FGA	Pct	FT	FTA	Pct	Off	Def	Tot	Avg	PF	A	TO	Blk	Stl	Pts	Avg
SOUTHERN	11/6	7	0	0	.000	0	0	.000	2	4	.500	3	3	6	6.0	4	0	3	0	0	2	2.0	
APPALACHIAN STATE	11/11	8	2	4	.500	0	0	.000	0	1	.000	4	1	5	5.5	2	0	1	0	0	4	3.0	
vs. Northeastern	11/15	7	0	0	.000	0	0	.000	0	0	.000	0	0	0	3.7	0	1	2	0	0	0	2.0	
vs. Ball State	11/16																						
vs. Wichita State	11/18																						
MURRAY STATE	11/26																						
at UCF	11/29	4	0	3	.000	0	0	.000	1	2	.500	1	0	1	3.0	1	1	0	0	0	1	1.8	
GEORGIA STATE	12/4																						
ARIZONA	12/9																						
vs. Liberty	12/18																						
PENN STATE	12/21																						
at Stephen F. Austin	12/30																						
KENTUCKY*	1/5	10	3	4	.750	0	0	.000	0	0	.000	0	0	0	2.4	3	0	0	0	0	6	2.6	
at LSU*	1/8	6	0	0	.000	0	0	.000	0	2	.000	1	0	1	2.2	1	0	0	0	0	0	2.2	
TEXAS A&M*	1/12	6	0	0	.000	0	0	.000	0	2	.000	1	0	1	2.2	1	0	0	0	0	0	2.2	
at Missouri*	1/16																						
at Tennessee*	1/19																						
OLE MISS*	1/22																						
at Baylor	1/26																						
MISSISSIPPI STATE*	1/29																						
at Auburn*	2/2																						
GEORGIA*	2/6	11	1	2	.500	0	0	.000	2	3	.667	0	1	1	2.0	0	0	0	1	0	4	2.4	
at Vanderbilt*	2/9	16	1	3	.333	0	0	.000	1	2	.500	0	2	2	2.0	3	1	2	3	0	3	2.5	
at Mississippi State*	2/12	6	0	0	.000	0	0	.000	0	0	.000	0	0	0	1.8	0	0	0	0	0	0	2.2	
FLORIDA*	2/16																						
at Texas A&M*	2/19	12	1	5	.200	0	0	.000	1	2	.500	1	1	2	1.8	1	1	0	1	0	3	2.3	
VANDERBILT*	2/23	6	0	1	.000	0	0	.000	0	0	.000	0	1	1	1.7	2	0	2	0	0	0	2.1	
at South Carolina*	2/26	10	2	4	.500	0	0	.000	0	0	.000	1	1	2	1.8	3	1	0	1	0	4	2.3	
LSU*	3/2	5	0	1	.000	0	1	.000	0	2	.000	1	2	3	1.8	1	0	1	0	0	0	2.1	
AUBURN*	3/5	7	0	1	.000	0	0	.000	0	0	.000	1	1	2	1.9	1	1	1	1	0	0	1.9	
at Arkansas*	3/9																						
vs. Ole Miss	3/14																						


* indicates Southeastern Conference opponent

GIDDENS' CAREER STATS

YEAR	GP	GS	MIN	AVG	FG	FGA	PCT	3FG	3FGA	PCT	FT	FTA	PCT	OFF	DEF	TOT	AVG	PF	FO	AST	TO	BLK	STL	PTS	AVG
2015-16*	33	7	599	18.2	51	110	.464	0	1	.000	25	57	.439	49	70	119	3.6	108	3	9	33	50	17	127	3.8
2017-18	34	18	451	13.3	58	99	.586	0	0	.000	28	48	.583	28	58	86	2.5	95	2	8	34	35	14	144	4.2
2018-19	48	18	566	11.8	68	127	.535	0	1	.000	35	66	.530	41	71	112	2.3	117	2	14	46	42	14	171	3.6
TOTAL	81	25	1165	14.4	119	237	.502	0	2	.000	60	123	.488	90	141	231	2.9	225	5	23	79	92	31	298	3.7

GIDDENS' CAREER SEC STATS

YEAR	GP	GS	MIN	AVG	FG	FGA	PCT	3FG	3FGA	PCT	FT	FTA	PCT	OFF	DEF	TOT	AVG	PF	FO	AST	TO	BLK	STL	PTS	AVG
2017-18	17	11	237	13.9	26	44	.591	0	0	.000	19	28	.679	13	21	34	2.0	51	1	4	19	13	9	71	4.2
2018-19	10	0	89	8.9	8	21	.381	0	1	.000	4	11	.364	5	9	14	1.4	15	0	4	6	7	0	20	2.0
TOTAL	27	11	326	12.1	34	65	.523	0	1	.000	23	39	.590	18	30	48	1.8	66	1	8	25	20	9	91	3.4



5 Avery Johnson Jr.

GRADUATE

Guard • 5-11 • 187 • Houston, Texas
Plano West HS/Texas A&M

CAREER HIGHS

Points	23	at South Carolina (2/7/17)
Rebounds	6	at South Carolina (2/7/17)
Assists	6	3x, last vs. Mississippi State (3/9/17)
Steals	3	5x, last at Auburn (2/21/18)
Blocks	1	2x, last vs. Auburn (1/17/18)
Minutes	44	at South Carolina (2/7/17)
Field Goals	9	at South Carolina (2/7/17)
FG Att.	21	at South Carolina (2/7/17)
3-Point FG	5	at South Carolina (2/7/17)
3-Point Att.	10	at South Carolina (2/7/17)
Free Throws	5	vs. Clemson (12/18/16)
FT Att.	6	2x, last vs. Clemson (12/18/16)

2018-19 SEASON HIGHS

Points	14	at Missouri (1/16/19)
Rebounds	5	vs. Southern (11/6/18)
Assists	3	vs. Southern (11/6/18)
Steals	1	6x, last vs. Florida (2/16/19)
Blocks		
Minutes	21	vs. Northeastern (11/15/18)
Field Goals	5	at Missouri (1/16/19)
FG Att.	10	at Missouri (1/16/19)
3-Point FG	2	at Missouri (1/16/19)
3-Point Att.	5	at Missouri (1/16/19)
Free Throws	2	2x, last vs. Auburn (3/5/19)
FT Att.	2	2x, last vs. Auburn (3/5/19)

MISCELLANEOUS STATS

CATEGORY	2018-19	CAREER
Double-digit scoring	1	15
20+ point games		1
Double-digit rebounding		
Double-doubles		
Led UA in scoring	1	5
Led UA in rebounding		1
Led UA in three-pointers	1	10
Led UA in assists		8
Led UA in steals	3	17
Led UA in blocks		
5+ assist games		3
3+ three-pointers		2
3+ steal games		5
3+ block games		

CAREER ACCOLADES

- 2018 SEC Academic Honor Roll
- Earned undergraduate degree in May, 2018 and is currently working towards his master's degree with anticipated graduation in May, 2019
- One of four scholarship players on this year's roster who have graduated

2018-19 SEASON HIGHLIGHTS

- Led all players at Missouri (1/16) with a season-high 14 points on 5-of-10 shooting off the bench, including a team-high in three pointers (2)
- Provided a spark of energy off the bench knocking down a three-pointer and going perfect from the line for a game total five points against Florida (2/16)
- Put four points in nine minutes of action against Murray State (11/26)
- Turned in five points and one assist at Arkansas (3/9)
- Went for two points and two assists at Texas A&M (2/19)
- Registered two points and an assist against UCF (11/29)
- Collected two rebounds and a steal in season-best 21 minutes of action against Northeastern (11/15)
- Added five rebounds and three assists in 19 minutes of action off the bench in the season opener vs. Southern (11/6)
- Scored two points while adding two assists at Stephen F. Austin (12/30)
- Totaled two points and one steal in six minutes of action off the bench against Appalachian State (11/11)
- Knocked down both free-throws to go for two points in six minutes of action against Auburn (3/5)



JOHNSON'S 2018-19 GAME-BY-GAME STATS

Opponent	Date	GS	Min	FG	FGA	Pct	3FG	FGA	Pct	FT	FTA	Pct	Off	Def	Tot	Avg	PF	A	TO	Blk	Stl	Pts	Avg
SOUTHERN	11/6	19	0	3	0.000	0	2	0.000	1	2	.500	1	4	5	5.0	3	3	0	0	1	1	1.0	
APPALACHIAN STATE	11/11	6	1	3	.333	0	2	.000	0	0	.000	0	0	0	2.5	1	0	0	0	1	2	1.5	
vs. Northeastern	11/15	21	1	4	.250	0	0	.000	0	0	.000	1	1	2	2.3	2	0	0	0	1	2	1.7	
vs. Ball State	11/16	11	0	1	.000	0	0	.000	0	0	.000	0	0	0	1.8	1	2	1	0	0	0	1.3	
vs. Wichita State	11/18	8	0	1	.000	0	0	.000	0	0	.000	0	2	2	1.8	0	1	0	0	0	0	1.0	
MURRAY STATE	11/26	9	2	5	.400	0	3	.000	0	0	.000	0	0	0	1.5	1	1	0	0	0	4	1.5	
at UCF	11/29	8	1	1	1.000	0	0	.000	0	0	.000	0	0	0	1.3	0	1	0	0	0	2	1.6	
GEORGIA STATE	12/4	7	0	1	.000	0	1	.000	0	0	.000	0	0	0	1.2	1	1	1	0	0	0	1.2	
ARIZONA	12/9	14	1	3	.333	0	1	.000	0	0	.000	0	2	2	1.2	1	1	0	0	1	2	1.4	
vs. Liberty	12/18	12	1	2	.500	0	0	.000	0	0	.000	0	1	1	1.2	0	0	0	0	0	2	1.5	
PENN STATE	12/21	7	0	2	.000	0	0	.000	0	0	.000	0	2	2	1.3	0	0	0	0	0	0	1.4	
at Stephen F. Austin	12/30	10	1	4	.250	0	1	.000	0	0	.000	0	0	0	1.5	2	2	2	0	0	2	1.5	
KENTUCKY*	1/5	4	0	1	.000	0	0	.000	0	0	.000	0	1	1	1.2	1	0	0	0	1	0	1.3	
at LSU*	1/8	8	1	1	1.000	0	0	.000	0	0	.000	0	0	0	1.1	1	0	2	0	0	2	1.4	
TEXAS A&M*	1/12	9	1	2	.500	0	1	.000	0	0	.000	0	0	0	1.0	2	1	0	0	0	2	1.4	
at Missouri*	1/16	18	5	10	.500	2	5	.400	2	2	1.000	0	3	3	1.1	1	0	0	0	0	14	2.2	
at Tennessee*	1/19	11	0	0	.000	0	0	.000	0	0	.000	0	1	1	1.1	1	1	0	0	0	0	2.1	
OLE MISS*	1/22	14	0	3	.000	0	2	.000	0	0	.000	0	1	1	1.1	1	0	0	0	0	0	1.9	
at Baylor	1/26	9	0	1	.000	0	0	.000	0	0	.000	0	1	1	1.1	1	1	0	0	0	0	1.8	
MISSISSIPPI STATE*	1/29	8	1	5	.200	0	3	.000	1	1	1.000	1	1	2	1.2	0	0	0	0	0	2	1.9	
at Auburn*	2/2	15	0	4	.000	0	0	.000	2	2	1.000	1	0	1	1.1	0	2	0	0	0	2	1.9	
GEORGIA*	2/6	4	0	0	.000	0	0	.000	0	0	.000	0	0	0	1.1	1	0	1	0	0	0	1.8	
at Vanderbilt*	2/9	4	0	3	.000	0	1	.000	0	0	.000	0	0	0	1.0	1	0	0	0	0	0	1.7	
at Mississippi State*	2/12	5	0	0	.000	0	0	.000	0	0	.000	0	0	0	1.0	0	0	1	0	0	0	1.6	
FLORIDA*	2/16	18	1	2	.500	1	1	1.000	2	2	1.000	0	0	0	1.0	0	0	0	0	1	5	1.8	
at Texas A&M*	2/19	8	1	2	.500	0	1	.000	0	0	.000	0	0	0	0.9	0	2	1	0	0	2	1.8	
VANDERBILT*	2/23										DNP												
at South Carolina*	2/26										DNP												
LSU*	3/2	1	0	0	.000	0	0	.000	0	0	.000	0	0	0	0.6	0	0	0	0	0	0	2.1	
AUBURN*	3/5	8	1	2	.500	0	1	.000	0	0	.000	0	0	0	0.9	0	2	1	0	0	2	1.8	
at Arkansas*	3/9	13	2	5	.400	1	2	.500	0	0	.000	0	0	0	0.9	1	1	0	0	0	5	1.9	
vs. Ole Miss	3/14	3	0	0	.000	0	0	.000	0	0	.000	0	0	0	.08	0	0	0	0	0	0	1.8	


* indicates Southeastern Conference opponent

JOHNSON'S CAREER STATS

YEAR	GP	GS	MIN	AVG	FG	FGA	PCT	3FG	3FGA	PCT	FT	FTA	PCT	OFF	DEF	TOT	AVG	PF	FO	AST	TO	BLK	STL	PTS	AVG
2014-15*	13	0	56	4.3	7	20	.350	1	6	.167	3	5	.600	0	3	3	0.2	8	0	1	2	0	0	18	1.4
2016-17	34	6	657	19.3	84	254	.331	33	106	.311	32	42	.762	11	46	57	1.7	58	0	49	36	1	25	233	6.9
2017-18	36	0	501	13.9	51	146	.349	20	67	.299	32	40	.800	12	27	39	1.1	54	1	27	19	1	17	154	4.3
2018-19	30	0	290	9.7	20	70	.286	4	27	.148	9	10	.900	4	21	25	0.8	23	0	20	9	0	6	53	1.8
TOTAL	113	6	1504	13.3	162	490	.331	58	206	.282	76	97	.784	27	97	124	1.1	143	1	97	66	2	48	458	4.1

JOHNSON'S CAREER SEC STATS

YEAR	GP	GS	MIN	AVG	FG	FGA	PCT	3FG	3FGA	PCT	FT	FTA	PCT	OFF	DEF	TOT	AVG	PF	FO	AST	TO	BLK	STL	PTS	AVG
2014-15*	4	0	6	1.5	0	0	.000	0	0	.000	1	2	.500	0	0	0	0.0	2	0	1	0	0	0	1	0.3
2016-17	18	4	358	19.9	43	149	.289	18	63	.286	14	19	.737	7	22	29	1.6	26	0	17	19	0	13	118	6.6
2017-18	18	0	280	15.6	27	80	.338	13	40	.325	19	23	.826	8	17	25	1.4	33	1	16	9	1	8	86	4.8
2018-19	16	0	146	9.1	12	39	.308	4	17	.235	8	8	1.000	2	8	10	0.6	10	0	7	5	0	2	36	2.3
TOTAL	52	4	784	15.1	82	268	.306	35	120	.292	41	50	.820	17	47	64	1.2	69	1	40	33	1	23	240	4.6



10 Herbert Jones

SOPHOMORE

Guard • 6-7 • 206 • Greensboro, Ala.
Hale County HS

CAREER HIGHS

Points	14	Oklahoma (1/27/18)
Rebounds	9	3x, last vs. Southern (11/6/18)
Assists	6	vs. Kentucky (1/5/19)
Steals	5	UCF (12/3/17)
Blocks	3	2x, last vs. Mississippi State (1/29/19)
Minutes	34	2x, last vs. Virginia Tech (3/15/18)
Field Goals	6	Oklahoma (1/27/18)
FG Att.	10	Oklahoma (1/27/18)
3-Point FG	2	2x, last vs. LSU (3/2/19)
3-Point Att.	3	4x, last at Arkansas (3/9/19)
Free Throws	6	vs. Appalachian State (11/11/18)
FT Att.	16	vs. Appalachian State (11/11/18)

2018-19 SEASON HIGHS

Points	13	2x, last vs. Wichita State (11/18/18)
Rebounds	9	vs. Southern (11/6/18)
Assists	6	vs. Kentucky (1/5/19)
Steals	4	vs. Appalachian State (11/11/18)
Blocks	3	2x, last vs. Mississippi State (1/29/19)
Minutes	29	3x, last vs. Georgia State (12/4/18)
Field Goals	6	vs. Ball State (11/16/18)
FG Att.	11	2x, last vs. Wichita State (11/18/18)
3-Point FG	2	2x, last vs. LSU (3/2/19)
3-Point Att.	3	3x, last at Arkansas (3/9/19)
Free Throws	6	vs. Appalachian State (11/11/18)
FT Att.	16	vs. Appalachian State (11/11/18)

MISCELLANEOUS STATS

CATEGORY	2018-19	CAREER
Double-digit scoring	7	8
20+ point games		
Double-digit rebounding		
Double-doubles		
Led UA in scoring		
Led UA in rebounding	3	7
Led UA in three-pointers		
Led UA in assists	9	13
Led UA in steals	10	19
Led UA in blocks	8	11
5+ assist games	3	23
3+ three-pointers		
3+ steal games	4	11
3+ block games	2	2

CAREER ACCOLADES

- 2018 SEC First Year Academic Honor Roll
- Became the fourth player in program history to earn a spot on the Academic All-District team (2019)
- Broke school record for charges taken in a season with 23 as a freshman and now has 40 for his career
- One of 25 collegiate players from around the country who was invited to participate in the Nike Skills Academy
- Joined teammates John Petty and Kira Lewis Jr., making UA one of only three teams in the nation to have multiple players at the prestigious event

2018-19 SEASON HIGHLIGHTS

- Leads Alabama in charges (17) and steals (30), ranks second in blocks (20), third in assists (2.0 apg) and fourth in rebounding (3.5 rpg)
- Led the team in rebounds (6) and charges (2) while adding 13 points against Wichita State (11/18)
- Scored 13 points, three rebounds, and three assists vs. Ball State (11/16)
- Provided a strong showing on both ends of the court leading the team in assists (5), steals (2) and blocks (1), while scoring 10 points and pulling down five boards – all on the offensive end – at LSU (1/8)
- Snatched a team-high three steals while scoring 11 points and adding three assists against Auburn (3/5)
- Swatted a team-high three shots, while registering eight points and two assists against then-No. 22 Mississippi State (1/29)
- Led the team in assists (5), blocks (2), and steals (1), while adding 11 points against then-No.13 LSU (3/2)
- Went a perfect 4-of-4 from the field and 2-of-2 from the line to go for 10 points and eight rebounds against then-No. 13 Kentucky (1/5)
- Turned in an outstanding effort on both sides of the court, totaling eight points and nine rebounds in 20 minutes of action vs. Southern (11/6)
- Registered a career and team-high in free throws (6), assists (4), and steals (4), while also collecting 10 points and four rebounds against Appalachian State (11/11)
- Added seven points, two rebounds, one assist, and one steal at Arkansas (3/9)
- Played a strong defensive role in the victory at South Carolina (2/26) while Adding three points, four rebounds, three assists, and one block off the bench
- Held then-No. 20 Ole Miss (1/22) to lowest scoring game of the season while leading the team in assists (2) and steals (2) to go for eight points and eight rebounds



JONES' 2018-19 GAME-BY-GAME STATS

Opponent	Date	GS	Min	FG	FGA	Pct	3FG	FGA	Pct	FT	FTA	Pct	Off	Def	Tot	Avg	PF	A	TO	Blk	Stl	Pts	Avg
SOUTHERN	11/6	*	20	2	4	.500	0	1	.000	4	4	1.000	2	7	9	9.0	3	1	3	1	1	8	8.0
APPALACHIAN STATE	11/11	*	26	2	11	.182	0	1	.000	6	16	.375	3	1	4	6.5	4	4	1	1	4	10	9.0
vs. Northeastern	11/15	*	23	2	6	.333	0	1	.000	4	5	.800	1	2	3	5.3	1	0	1	0	0	8	8.7
Ball State	11/16	*	22	6	10	.600	1	2	.500	0	1	.000	0	3	3	4.8	5	3	0	0	0	13	9.8
vs. Wichita State	11/18	*	29	5	11	.455	2	3	.667	1	2	.500	1	5	6	5.0	5	1	4	0	0	13	10.4
MURRAY STATE	11/26	*	29	3	5	.600	0	0	.000	1	2	.500	2	6	8	5.5	3	4	5	1	2	7	9.8
at UCF	11/29	*	28	3	9	.333	0	1	.000	1	2	.500	2	4	6	5.6	3	1	3	0	0	7	9.4
GEORGIA STATE	12/4	*	29	0	6	.000	0	0	.000	1	6	.167	3	2	5	5.5	4	2	0	1	0	1	8.4
ARIZONA	12/9	*	21	0	1	.000	0	1	.000	0	4	.000	1	0	1	5.0	1	1	3	2	0	0	7.4
vs. Liberty	12/18	*	23	3	4	.750	0	0	.000	2	4	.500	0	3	3	4.8	2	2	1	1	3	8	7.5
PENN STATE	12/21	*	28	3	7	.429	0	0	.000	2	4	.500	0	4	4	4.7	2	2	1	3	3	8	7.5
at Stephen F. Austin	12/30	*	14	1	3	.333	0	1	.000	3	4	.750	1	1	2	4.5	4	1	3	0	1	5	7.3
KENTUCKY*	1/5	*	23	4	4	1.000	0	0	.000	2	2	1.000	1	7	8	4.8	4	6	0	0	0	10	7.5
at LSU*	1/8	*	23	5	10	.500	0	0	.000	0	2	.000	5	0	5	4.8	4	5	1	1	2	10	7.7
TEXAS A&M*	1/12	*	11	0	2	.000	0	0	.000	1	2	.500	1	1	2	4.6	5	1	2	0	0	1	7.3
at Missouri*	1/16	*	18	2	3	.667	0	0	.000	0	0	.000	0	1	1	4.4	4	2	1	0	0	4	7.1
at Tennessee*	1/19	*	20	1	5	.200	0	2	.000	0	2	.000	1	3	4	4.4	3	2	4	1	0	2	6.8
OLE MISS*	1/22	*	27	2	7	.286	0	0	.000	4	6	.667	3	5	8	4.6	0	2	2	0	2	8	6.8
at Baylor	1/26	*	15	0	2	.000	0	0	.000	0	0	.000	0	3	3	4.5	5	3	1	0	0	0	6.5
MISSISSIPPI STATE*	1/29	*	18	3	5	.600	0	0	.000	2	5	.400	0	2	2	4.4	4	2	0	3	0	8	6.6
at Auburn*	2/2	*	19	1	3	.333	0	0	.000	0	0	.000	0	0	0	4.1	3	0	4	0	1	2	6.3
GEORGIA*	2/6	*	22	1	3	.333	0	0	.000	4	6	.667	1	2	3	4.1	1	0	1	0	0	6	6.3
at Vanderbilt*	2/9	*	26	4	6	.667	0	0	.000	1	2	.500	3	1	4	4.1	3	0	2	0	1	9	6.4
at Mississippi State*	2/12	*	19	1	4	.250	0	0	.000	2	2	1.000	0	1	1	4.0	2	3	2	0	2	4	6.3
FLORIDA*	2/16	*	12	1	1	1.000	0	0	.000	1	2	.500	0	0	0	3.8	0	1	1	0	0	3	6.2
at Texas A&M*	2/19		12	2	2	1.000	0	0	.000	0	0	.000	0	1	1	3.7	1	2	2	0	1	4	6.1
VANDERBILT*	2/23		13	2	8	.250	0	0	.000	1	3	.333	1	2	3	3.7	1	0	1	0	2	5	6.1
at South Carolina*	2/26		24	1	2	.500	0	0	.000	1	2	.500	0	4	4	3.7	4	3	2	1	0	3	6.0
LSU*	3/2		25	4	10	.400	2	3	.667	1	2	.500	1	2	3	3.7	3	5	1	2	1	11	6.1
AUBURN*	3/5		25	5	8	.625	0	0	.000	1	2	.500	0	3	3	3.6	4	3	4	0	3	11	6.3
at Arkansas*	3/9	*	24	3	8	.375	0	3	.000	1	3	.333	1	1	2	3.6	3	1	3	0	1	7	6.3
vs. Ole Miss	3/14	*	14	0	3	.000	0	0	.000	0	0	.000	1	1	2	3.5	0	2	4	2	0	0	6.1

* indicates Southeastern Conference opponent

JONES' CAREER STATS

YEAR	GP	GS	MIN	AVG	FG	FGA	PCT	3FG	3FGA	PCT	FT	FTA	PCT	OFF	DEF	TOT	AVG	PF	FO	AST	TO	BLK	STL	PTS	AVG
2017-18	35	13	741	21.2	58	142	.408	7	26	.269	24	48	.500	29	92	121	3.5	94	4	48	56	22	44	147	4.2
2018-19	32	27	682	21.3	72	173	.416	5	19	.263	47	97	.485	35	78	113	3.5	91	4	65	63	20	30	196	6.1
TOTAL	67	40	1423	21.2	130	315	.413	12	45	.267	71	145	.490	64	170	234	3.5	185	8	113	119	42	74	343	5.1

JONES' CAREER SEC STATS

YEAR	GP	GS	MIN	AVG	FG	FGA	PCT	3FG	3FGA	PCT	FT	FTA	PCT	OFF	DEF	TOT	AVG	PF	FO	AST	TO	BLK	STL	PTS	AVG
2017-18	17	7	362	21.3	29	78	.372	4	18	.222	4	11	.364	20	44	64	3.8	40	2	19	22	14	19	66	3.9
2018-19	17	12	337	19.8	39	83	.470	2	5	.400	21	40	.525	17	35	52	3.1	46	1	37	30	8	15	101	5.9
TOTAL	34	19	699	20.6	68	161	.422	6	23	.261	25	51	.490	37	79	116	3.4	86	3	56	52	22	34	167	4.9



12 Dazon Ingram

JUNIOR

Guard • 6-5 • 210 • Theodore, Ala.
Theodore HS

CAREER HIGHS

Points	22	2x, last vs. Louisiana Tech (11/29/17)
Rebounds	14	Rhode Island (12/6/17)
Assists	7	2x, last at LSU (1/14/17)
Steals	5	Auburn (2/4/17)
Blocks	3	at Vanderbilt (1/2/18)
Minutes	37	2x, last vs. Rhode Island (12/6/17)
Field Goals	9	Ole Miss (3/1/17)
FG Att.	12	5x, last vs. Texas A&M (3/8/18)
3-Point FG	3	3x, last at Vanderbilt (2/9/19)
3-Point Att.	6	Texas A&M (12/30/17)
Free Throws	13	Louisiana Tech (11/29/17)
FT Att.	17	Louisiana Tech (11/29/17)

2018-19 SEASON HIGHS

Points	17	Georgia State (12/4/18)
Rebounds	10	vs. Vanderbilt (2/24/19)
Assists	6	vs. Vanderbilt (2/24/19)
Steals	3	vs. Georgia (2/6/19)
Blocks	1	3x, last at Vanderbilt (2/9/19)
Minutes	35	vs. Vanderbilt (2/24/19)
Field Goals	5	3x, last vs. Vanderbilt (2/24/19)
FG Att.	9	vs. Ole Miss (1/22/19)
3-Point FG	3	at Vanderbilt (2/9/19)
3-Point Att.	4	vs. Texas A&M (1/12/19)
Free Throws	7	vs. Murray State (11/26/18)
FT Att.	8	2x, last vs. Georgia State (12/4/18)

MISCELLANEOUS STATS

CATEGORY	2018-19	CAREER
Double-digit scoring	7	44
20+ point games		3
Double-digit rebounding	1	5
Double-doubles	1	5
Led UA in scoring		10
Led UA in rebounding		12
Led UA in three-pointers		8
Led UA in assists	11	43
Led UA in steals	5	26
Led UA in blocks	2	10
5+ assist games	4	19
3+ three-pointers	1	3
3+ steal games	1	6
3+ block games		1

CAREER ACCOLADES

- Has played in 105 career contests, making 93 career starts which leads all Alabama players
- Graduated in Dec., 2017, and is currently working towards his master's degree
- One of four scholarship players on this year's roster who have graduated

2018-19 SEASON HIGHLIGHTS

- Ranks second on the team in assists (2.4 avg), fourth in rebounding (3.7) and fifth in scoring (7.1)
- Among current players in the SEC, Ingram ranks fifth in career assists (302) and 13th in scoring (968)
- Tops team in three-point shooting, knocking down 49.5 percent of his shots from beyond the arc (15-of-38)
- Needs 32 points to become the 50th player in program history to reach 1,000 points
- Scored a season high of 17 points while adding eight rebounds and two assists against Georgia State (12/4)
- Finished with 13 points and 10 rebounds for first double-double of the season, while leading the team in assists against Vanderbilt (2/23)
- Registered 11 points while leading the team in blocks (1) and steals (3) against Georgia (2/6)
- Dropped 12 points, three rebounds, and two assists at Mississippi State (2/12)
- Finished with 11 points, four rebounds, and four assists against then-No. 13 Kentucky (1/5)
- Provided a spark off the bench at Missouri (1/16) with nine points, three assists, and one steal
- Went 5-of-6 from the field to score 11 points and added five assists vs. Ball State (11/16)
- Collected eight points and eight rebounds at Stephen F. Austin (12/30) while adding three assists and one block
- Led the team in steals (2) while adding seven points and two rebounds against then-No. 22 Mississippi State (1/29)
- Added six points, four rebounds, and four assists against Penn State (12/21)
- Led the team in assists (4) and steals (2) while snatching six rebounds and scoring five points against UCF (11/29)
- Registered two points, three rebounds, and two assists in 16 minutes of action, before leaving the game early due to injury at South Carolina (2/26)



INGRAM'S 2018-19 GAME-BY-GAME STATS

Opponent	Date	GS	Min	FG	FGA	Pct	3FG	FGA	Pct	FT	FTA	Pct	Off	Def	Tot	Avg	PF	A	TO	Blk	Stl	Pts	Avg																							
SOUTHERN																							11/6	DNP - INJURED																						
APPALACHIAN STATE	11/11	21	1	6	.167	0	0	.000	6	6	1.000	6	2	8	8.0	5	0	2	1	2	8	8.0																								
vs. Northeastern	11/15	26	3	5	.600	0	0	.000	3	4	.750	2	3	5	6.5	4	2	0	0	0	9	8.5																								
vs. Ball State	11/16	26	5	6	.833	0	0	.000	1	3	.333	0	2	2	5.0	3	5	1	0	1	11	9.3																								
vs. Wichita State	11/18	25	2	3	.667	0	0	.000	4	4	1.000	1	3	4	4.8	4	5	2	0	0	8	9.0																								
MURRAY STATE	11/26	29	1	2	.500	0	0	.000	7	8	.875	0	4	4	4.6	3	2	6	0	0	9	9.0																								
at UCF	11/29	18	1	1	1.000	0	0	.000	3	4	.750	0	6	6	4.8	5	4	1	1	2	5	8.3																								
GEORGIA STATE	12/4	28	5	6	.833	2	2	1.000	5	8	.625	1	7	8	5.3	2	2	2	0	0	17	9.6																								
ARIZONA	12/9	*	12	1	2	.500	0	0	.000	0	0	.000	2	2	4.9	1	0	1	0	0	2	8.6																								
vs. Liberty	12/18	15	2	3	.667	2	3	.667	1	2	.500	0	2	2	4.6	5	1	4	0	0	7	8.4																								
PENN STATE	12/21	24	3	6	.500	0	0	.000	2	2	1.000	0	4	4	4.5	2	4	2	0	0	6	8.2																								
at Stephen F. Austin	12/30	22	2	5	.400	1	2	.500	3	6	.500	2	6	8	4.8	3	3	3	0	0	8	8.2																								
KENTUCKY*	1/5	*	30	2	7	.286	1	2	.500	6	6	1.000	1	3	4	4.8	2	4	5	0	11	8.4																								
at LSU*	1/8	*	12	1	4	.250	0	2	.000	0	1	.000	0	2	2	4.5	2	3	2	0	0	2	7.9																							
TEXAS A&M*	1/12	*	27	1	6	.167	1	4	.250	3	4	.750	1	3	4	4.5	4	3	1	0	0	6	7.8																							
at Missouri*	1/16	*	25	2	4	.500	1	2	.500	4	4	1.000	0	2	2	4.3	3	3	0	0	1	9	7.9																							
at Tennessee*	1/19	*	27	1	3	.333	0	1	.000	1	4	.250	1	3	4	4.3	3	5	1	0	0	3	7.6																							
OLE MISS*	1/22	*	17	4	9	.444	1	3	.333	0	0	.000	2	3	5	4.4	3	1	2	0	1	9	7.6																							
at Baylor	1/26	*	26	2	2	1.000	0	0	.000	1	2	.500	0	3	3	4.3	1	2	2	0	1	5	7.5																							
MISSISSIPPI STATE*	1/29	*	24	2	4	.500	0	0	.000	3	4	.750	0	2	2	4.2	3	1	1	0	2	7	7.5																							
at Auburn*	2/2	*	21	1	5	.200	1	2	.500	0	0	.000	2	2	4.1	2	4	4	0	0	0	3	7.3																							
GEORGIA*	2/6	*	24	3	5	.600	1	2	.500	4	4	1.000	1	2	3	4.0	2	3	3	1	3	11	7.4																							
at Vanderbilt*	2/9	*	25	3	5	.600	3	3	1.000	3	4	.750	0	4	4	4.0	2	1	3	0	1	12	7.6																							
at Mississippi State*	2/12	*	28	4	6	.667	0	1	.000	4	4	1.000	0	3	4	4.0	4	2	3	0	0	12	7.8																							
FLORIDA*	2/16	*	21	1	5	.200	0	2	.000	0	2	.000	0	1	1	3.8	4	2	1	0	1	2	7.6																							
at Texas A&M*	2/19	*	27	2	6	.333	1	3	.333	1	2	.500	0	4	4	3.8	2	2	3	0	0	6	7.5																							
VANDERBILT*	2/23	*	35	5	8	.625	0	1	.000	3	6	.500	1	9	10	4.1	2	6	1	0	1	13	7.7																							
at South Carolina*	2/26	*	16	1	4	.250	0	0	.000	0	0	.000	1	2	3	4.0	0	2	2	0	0	2	7.5																							
LSU*	3/2	*	12	0	4	.000	0	2	.000	1	2	.500	0	1	1	3.9	3	0	2	0	0	1	7.3																							
AUBURN*	3/5	*	11	2	3	.667	0	0	.000	1	2	.500	0	1	1	3.8	1	1	1	0	0	5	7.2																							
at Arkansas*	3/9									DNP - INJURED																																				
vs. Ole Miss	3/14		17	1	4	.250	0	1	.000	2	2	1.000	0	1	1	3.7	1	1	0	0	1	4	7.1																							


* indicates Southeastern Conference opponent

INGRAM'S CAREER STATS

YEAR	GP	GS	MIN	AVG	FG	FGA	PCT	3FG	3FGA	PCT	FT	FTA	PCT	OFF	DEF	TOT	AVG	PF	FO	AST	TO	BLK	STL	PTS	AVG
2015-16	7	7	179	25.6	20	37	.541	1	2	.500	13	22	.591	6	35	41	5.9	24	2	23	24	3	8	54	7.7
2016-17	34	34	934	27.5	118	227	.520	21	49	.429	103	156	.660	35	117	152	4.5	89	4	113	85	8	30	360	10.6
2017-18	35	33	92	28.8	100	235	.426	19	67	.284	122	177	.689	33	167	200	5.7	93	3	92	79	12	30	341	9.7
2018-19	30	19	671	22.4	64	139	.460	15	38	.395	70	100	.700	25	87	112	3.7	81	3	74	61	3	17	213	7.1
TOTAL	106	93	2791	26.3	302	638	.473	56	156	.359	308	455	.677	99	406	505	4.8	287	12	302	249	26	85	968	9.1

INGRAM'S CAREER SEC STATS

YEAR	GP	GS	MIN	AVG	FG	FGA	PCT	3FG	3FGA	PCT	FT	FTA	PCT	OFF	DEF	TOT	AVG	PF	FO	AST	TO	BLK	STL	PTS	AVG	
2015-16	DID NOT PLAY DUE TO INJURY																									
2016-17	18	18	497	27.6	58	118	.492	13	26	.500	63	97	.649	17	63	80	4.4	50	3	55	55	4	16	192	10.7	
2017-18	17	16	469	27.6	46	102	.451	11	38	.289	55	73	.753	11	71	82	4.8	43	1	38	36	7	16	158	9.3	
2018-19	17	17	382	22.5	35	88	.398	10	30	.333	34	49	.694	13	42	55	3.2	42	0	43	35	1	10	114	6.7	
TOTAL	52	51	1348	25.9	139	308	.451	34	94	.362	152	219	.694	41	176	217	4.2	135	4	136	126	12	42	464	8.9	



CAREER ACCOLADES

- Sideline after suffering a knee injury during practice which caused him to miss the first nine games of the season

2018-19 SEASON HIGHLIGHTS

- Has not seen any game action during the season



13 Javian Davis-Fleming

FRESHMAN

Forward • 6-9 • 268 • Canton, Miss.
Canton HS

CAREER HIGHS

Points	
Rebounds	
Assists	
Steals	
Blocks	
Minutes	
Field Goals	
FG Att.	
3-Point FG	
3-Point Att.	
Free Throws	
FT Att.	

2018-19 SEASON HIGHS

Points	
Rebounds	
Assists	
Steals	
Blocks	
Minutes	
Field Goals	
FG Att.	
3-Point FG	
3-Point Att.	
Free Throws	
FT Att.	

MISCELLANEOUS STATS

CATEGORY	2018-19	CAREER
Double-digit scoring		
20+ point games		
Double-digit rebounding		
Double-doubles		
Led UA in scoring		
Led UA in rebounding		
Led UA in three-pointers		
Led UA in assists		
Led UA in steals		
Led UA in blocks		
5+ assist games		
3+ three-pointers		
3+ steal games		
3+ block games		

DAVIS-FLEMING'S 2018-19 GAME-BY-GAME STATS

Opponent	Date	GS	Min	FG	FGA	Pct	3FG	FGA	Pct	FT	FTA	Pct	Off	Def	Tot	Avg	PF	A	TO	Blk	Stl	Pts	Avg	
SOUTHERN	11/6																							
APPALACHIAN STATE	11/11																							
vs. Northeastern	11/15																							
vs. Ball State	11/16																							
vs. Wichita State	11/18																							
MURRAY STATE	11/26																							
at UCF	11/29																							
GEORGIA STATE	12/4																							
ARIZONA	12/9																							
vs. Liberty	12/18																							
PENN STATE	12/21																							
at Stephen F. Austin	12/30																							
KENTUCKY*	1/5																							
at LSU*	1/8																							
TEXAS A&M*	1/12																							
at Missouri*	1/16																							
at Tennessee*	1/19																							
OLE MISS*	1/22																							
at Baylor	1/26																							
MISSISSIPPI STATE*	1/29																							
at Auburn*	2/2																							
GEORGIA*	2/6																							
at Vanderbilt*	2/9																							
at Mississippi State*	2/12																							
FLORIDA*	2/16																							
at Texas A&M*	2/19																							
VANDERBILT*	2/23																							
at South Carolina*	2/26																							
LSU*	3/2																							
AUBURN*	3/5																							
at Arkansas*	3/9																							
vs. Ole Miss	3/14																							

* indicates Southeastern Conference opponent

DAVIS-FLEMING'S CAREER STATS

YEAR	GP	GS	MIN	AVG	FG	FGA	PCT	3FG	3FGA	PCT	FT	FTA	PCT	OFF	DEF	TOT	AVG	PF	FO	AST	TO	BLK	STL	PTS	AVG	
2018-19																										
TOTAL																										

DAVIS-FLEMING'S CAREER SEC STATS

YEAR	GP	GS	MIN	AVG	FG	FGA	PCT	3FG	3FGA	PCT	FT	FTA	PCT	OFF	DEF	TOT	AVG	PF	FO	AST	TO	BLK	STL	PTS	AVG	
2018-19																										
TOTAL																										



CAREER ACCOLADES

- 2018 SEC First Year Academic Honor Roll
- Has played in seven career contests

2018-19 SEASON HIGHLIGHTS

- Recorded first career block in his first SEC action of the season against then-No. 20 Ole Miss
- Registered one minute of action vs. Ball State (11/16)
- Checked into the game and saw action vs. Southern (11/6)



15 Tyler Barnes

SOPHOMORE

Forward • 6-8 • 205 • Louisville, Ky.
St. Xavier HS

CAREER HIGHS

Points		
Rebounds		
Assists		
Steals	1	vs. Villanova (3/17/18)
Blocks	1	vs. Ole Miss (1/22/19)
Minutes	3	vs. Villanova (3/17/18)
Field Goals		
FG Att.	1	3x, last vs. Ole Miss (1/22/19)
3-Point FG		
3-Point Att.	1	vs. Texas A&M (12/30/17)
Free Throws		
FT Att.		

2018-19 SEASON HIGHS

Points		
Rebounds		
Assists		
Steals		
Blocks	1	vs. Ole Miss (1/22/19)
Minutes	1	2x, last vs. Ole Miss (1/22/19)
Field Goals		
FG Att.	1	3x, last vs. Ole Miss (1/22/19)
3-Point FG		
3-Point Att.		
Free Throws		
FT Att.		

MISCELLANEOUS STATS

CATEGORY	2018-19	CAREER
Double-digit scoring		
20+ point games		
Double-digit rebounding		
Double-doubles		
Led UA in scoring		
Led UA in rebounding		
Led UA in three-pointers		
Led UA in assists		
Led UA in steals		
Led UA in blocks		
5+ assist games		
3+ three-pointers		
3+ steal games		
3+ block games		

BARNES' 2018-19 GAME-BY-GAME STATS

Opponent	Date	GS	Min	FG	FGA	Pct	3FG	FGA	Pct	FT	FTA	Pct	Off	Def	Tot	Avg	PF	A	TO	Blk	Stl	Pts	Avg
SOUTHERN	11/6		1	0-1	0-0	.000	0-0	0-0	.000	0-0	0-0	.000	0	0	0	0.0	0	0	0	0	0	0	0.0
APPALACHIAN STATE	11/11																						
vs. Northeastern	11/15																						
vs. Ball State	11/16		1	0	0	.000	0	0	.000	0	0	.000	0	0	0	0.0	0	0	0	0	0	0	0.0
vs. Wichita State	11/18																						
MURRAY STATE	11/26																						
at UCF	11/29																						
GEORGIA STATE	12/4																						
ARIZONA	12/9																						
vs. Liberty	12/18																						
PENN STATE	12/21																						
at Stephen F. Austin	12/30																						
KENTUCKY*	1/5																						
at LSU*	1/8																						
TEXAS A&M*	1/12																						
at Missouri*	1/16																						
at Tennessee*	1/19																						
OLE MISS*	1/22		1	0	1	.000	0	0	.000	0	0	.000	0	0	0	0.0	0	0	0	1	0	0	0.0
at Baylor	1/26																						
MISSISSIPPI STATE*	1/29																						
at Auburn*	2/2																						
GEORGIA*	2/6																						
at Vanderbilt*	2/9																						
at Mississippi State*	2/12																						
FLORIDA*	2/16																						
at Texas A&M*	2/19																						
VANDERBILT*	2/23																						
at South Carolina*	2/26																						
LSU*	3/2																						
AUBURN*	3/5																						
at Arkansas*	3/9																						
vs. Ole Miss	3/14																						

* indicates Southeastern Conference opponent

BARNES' CAREER STATS

YEAR	GP	GS	MIN	AVG	FG	FGA	PCT	3FG	3FGA	PCT	FT	FTA	PCT	OFF	DEF	TOT	AVG	PF	FO	AST	TO	BLK	STL	PTS	AVG
2017-18	4	0	7	1.8	0	1	.000	0	1	.000	0	2	.000	0	0	0	0	0	0	0	0	0	1	0	0.0
2018-19	3	0	3	1.0	0	2	.000	0	0	.000	0	0	.000	0	0	0	0.0	0	0	0	0	1	0	0	0.0
TOTAL	7	0	10	1.4	0	3	.000	0	1	.000	0	2	.000	0	0	0	0.0	0	0	0	0	1	1	0	0.0

BARNES' CAREER SEC STATS

YEAR	GP	GS	MIN	AVG	FG	FGA	PCT	3FG	3FGA	PCT	FT	FTA	PCT	OFF	DEF	TOT	AVG	PF	FO	AST	TO	BLK	STL	PTS	AVG
2017-18	3	0	4	1.3	0	1	.000	0	1	.000	0	2	.000	0	0	0	0	0	0	0	0	0	0	0	0.0
2018-19	1	0	1	1.0	0	1	.000	0	0	.000	0	0	.000	0	0	0	0.0	0	0	0	0	1	0	0	0.0
TOTAL	4	0	5	1.3	0	2	.000	0	1	.000	0	2	.000	0	0	0	0.0	0	0	0	0	1	0	0	0.0



21 Britton Johnson

FRESHMAN

Guard • 6-4 • 182 • Mountain Brook, Ala.
Mountain Brook HS

CAREER HIGHS

Points		
Rebounds	1	vs. Ole Miss (1/22/19)
Assists		
Steals		
Blocks	1	vs. Ole Miss (1/22/19)
Minutes	1	3x, last vs. Ole Miss (1/22/19)
Field Goals		
FG Att.		
3-Point FG		
3-Point Att.		
Free Throws		
FT Att.		

2018-19 SEASON HIGHS

Points		
Rebounds	1	vs. Ole Miss (1/22/19)
Assists		
Steals		
Blocks	1	vs. Ole Miss (1/22/19)
Minutes	1	3x, last vs. Ole Miss (1/22/19)
Field Goals		
FG Att.		
3-Point FG		
3-Point Att.		
Free Throws		
FT Att.		

MISCELLANEOUS STATS

CATEGORY	2018-19	CAREER
Double-digit scoring		
20+ point games		
Double-digit rebounding		
Double-doubles		
Led UA in scoring		
Led UA in rebounding		
Led UA in three-pointers		
Led UA in assists		
Led UA in steals		
Led UA in blocks		
5+ assist games		
3+ three-pointers		
3+ steal games		
3+ block games		

CAREER ACCOLADES

2018-19 SEASON HIGHLIGHTS

- Saw first SEC action of his career with one minute against then-No. 20 Ole Miss (1/22), recording one block
- Registered one minute of action vs. Ball State (11/16)
- Made his collegiate debut and saw one minute of action vs. Southern (11/6)
- Checked into the Georgia game (2/6) for the final minute



JOHNSON'S 2018-19 GAME-BY-GAME STATS

Opponent	Date	GS	Min	FG	FGA	Pct	3FG	FGA	Pct	FT	FTA	Pct	Off	Def	Tot	Avg	PF	A	TO	Blk	Stl	Pts	Avg
SOUTHERN	11/6		1	0	0	.000	0	0	.000	0	0	.000	0	0	0	0.0	0	0	0	0	0	0	0.0
APPALACHIAN STATE	11/11												DNP										
vs. Northeastern	11/15												DNP										
vs. Ball State	11/16		1	0	0	.000	0	0	.000	0	0	.000	0	0	0	0.0	0	0	0	0	0	0	0.0
vs. Wichita State	11/18												DNP										
MURRAY STATE	11/26												DNP										
at UCF	11/29												DNP										
GEORGIA STATE	12/4												DNP										
ARIZONA	12/9												DNP										
vs. Liberty	12/18												DNP										
PENN STATE	12/21												DNP										
at Stephen F. Austin	12/30												DNP										
KENTUCKY*	1/5												DNP										
at LSU*	1/8												DNP										
TEXAS A&M*	1/12												DNP										
at Missouri*	1/16												DNP										
at Tennessee*	1/19												DNP										
OLE MISS*	1/22		1	0	0	.000	0	0	.000	0	0	.000	0	1	1	0.3	0	0	0	1	0	0	0.0
at Baylor	1/26												DNP										
MISSISSIPPI STATE*	1/29												DNP										
at Auburn*	2/2												DNP										
GEORGIA*	2/6		1	0	0	.000	0	0	.000	0	0	.000	0	0	0	0.3	0	0	0	0	0	0	0.0
at Vanderbilt*	2/9												DNP										
at Mississippi State*	2/12		0	0	0	.000	0	0	.000	0	0	.000	0	0	0	0.2	0	0	0	0	0	0	0.0
FLORIDA*	2/16												DNP										
at Texas A&M*	2/19												DNP										
VANDERBILT*	2/23												DNP										
at South Carolina*	2/26												DNP										
LSU*	3/2												DNP										
AUBURN*	3/5												DNP										
at Arkansas*	3/9												DNP										
vs. Ole Miss	3/14												DNP										

* indicates Southeastern Conference opponent

JOHNSON'S CAREER STATS

YEAR	GP	GS	MIN	AVG	FG	FGA	PCT	3FG	3FGA	PCT	FT	FTA	PCT	OFF	DEF	TOT	AVG	PF	FO	AST	TO	BLK	STL	PTS	AVG
2018-19	5	0	3	0.6	0	0	.000	0	0	.000	0	0	.000	0	1	1	0.2	0	0	0	0	1	0	0	0.0
TOTAL	5	0	3	0.6	0	0	.000	0	0	.000	0	0	.000	0	1	1	0.2	0	0	0	0	1	0	0	0.0

JOHNSON'S CAREER SEC STATS

YEAR	GP	GS	MIN	AVG	FG	FGA	PCT	3FG	3FGA	PCT	FT	FTA	PCT	OFF	DEF	TOT	AVG	PF	FO	AST	TO	BLK	STL	PTS	AVG
2018-19	3	0	1	0.3	0	0	.000	0	0	.000	0	0	.000	0	1	1	0.3	0	0	0	0	1	0	0	0.0
TOTAL	3	0	1	0.3	0	0	.000	0	0	.000	0	0	.000	0	1	1	0.3	0	0	0	0	1	0	0	0.0



23 John Petty
SOPHOMORE
 Guard • 6-5 • 197 • Huntsville, Ala.
 Mae Jemison HS

CAREER HIGHS

Points	30	2x, last at Tennessee (1/19/19)
Rebounds	10	at South Carolina (2/27/19)
Assists	7	vs. Ball State (11/16/18)
Steals	2	7x, last at Vanderbilt (2/9/19)
Blocks	2	4x, last vs. Texas A&M (1/12/19)
Minutes	38	vs. LSU (3/2/19)
Field Goals	11	at Tennessee (1/19/19)
FG Att.	18	at Tennessee (1/19/19)
3-Point FG	10	Alabama A&M (11/17/17)
3-Point Att.	13	2x, last vs. Auburn (1/17/18)
Free Throws	7	vs. Appalachian State (11/11/18)
FT Att.	10	vs. Appalachian State (11/11/18)

2018-19 SEASON HIGHS

Points	30	at Tennessee (1/19/19)
Rebounds	10	at South Carolina (2/27/19)
Assists	7	vs. Ball State (11/16/18)
Steals	2	6x, last at Vanderbilt (2/9/19)
Blocks	2	2x, last vs. Texas A&M (1/12/19)
Minutes	38	vs. LSU (3/2/19)
Field Goals	11	at Tennessee (1/19/19)
FG Att.	18	at Tennessee (1/19/19)
3-Point FG	6	2x, last at Tennessee (1/19/19)
3-Point Att.	11	vs. Texas A&M (1/12/19)
Free Throws	7	vs. Appalachian State (11/11/18)
FT Att.	10	vs. Appalachian State (11/11/18)

MISCELLANEOUS STATS

CATEGORY	2018-19	CAREER
Double-digit scoring	14	31
20+ point games	3	6
Double-digit rebounding	1	1
Double-doubles		
Led UA in scoring	6	12
Led UA in rebounding	4	5
Led UA in three-pointers	12	35
Led UA in assists	6	12
Led UA in steals	3	6
Led UA in blocks	3	4
5+ assist games		
3+ three-pointers	7	22
3+ steal games		
3+ block games		

CAREER ACCOLADES

- A two-time SEC Freshman of the Week (Nov. 20, 2017 and Jan. 1, 2018)
- Set a school record by knocking down 10 three-pointers to total a team-high 30 points against Alabama A&M (11/17)
- Set a freshman school records with 90 made threes and 242 threes attempted
- One of 25 collegiate players from around the country invited to participate in the Nike Skills Academy
- Joined teammates Herbert Jones and Kira Lewis Jr., making UA one of only three teams in the nation to have multiple players at the prestigious event

2018-19 SEASON HIGHLIGHTS

- Leads team in threes made (55) and attempted (159), ranks third in scoring average (10.4 ppg) and is fourth in three-point shooting percentage (.346)
- Matched career-high 30 points going 11-of-18 from the field and 6-of-10 from beyond the arc against then-No. 3 Tennessee (1/19)
- Went 6-of-11 from beyond the arc and 7-of-12 from the field to register 22 points to go along with four rebounds and two blocks against Texas A&M (1/12)
- Finished with 16 points playing in front of his hometown crowd in Huntsville, Ala., for the Rocket City Classic vs. Liberty (12/18)
- Went for 13 points, knocking down 3-of-6 shots from three-point range, while also adding five rebounds and two assists against Wichita State (11/18)
- Knocked down 5-of-9 three pointers to go for a team-high 23 points, while grabbing four rebounds and adding two assists against then-No.13 LSU (3/2)
- Scored only basket of the night at the most crucial part of the game with a dunk to take back the lead with exactly a minute to go against Ole Miss (3/14)
- Went for 17 points, knocking down 5-of-8 shots from beyond the arc to go along with four rebounds vs. Southern (11/6)
- Added 16 points, three rebounds, one assist, and one block against Liberty (12/18)
- Led the team with a career-high seven assists while adding seven points and three rebounds vs. Ball State (11/16)
- Grabbed a career and team-high 10 rebounds, while posting five points and three assists at South Carolina (2/26)



PETTY'S 2018-19 GAME-BY-GAME STATS

Opponent	Date	GS	Min	FG	FGA	Pct	3FG	FGA	Pct	FT	FTA	Pct	Off	Def	Tot	Avg	PF	A	TO	Blk	Stl	Pts	Avg
SOUTHERN	11/6	*	30	6	11	.545	5	8	.625	0	0	.000	1	3	4	4.0	0	2	0	1	0	17	17.0
APPALACHIAN STATE	11/11	*	34	2	6	.333	2	5	.400	7	10	.700	1	3	4	4.0	3	1	2	0	1	13	15.0
vs. Northeastern	11/15	*	32	6	12	.500	2	6	.333	3	4	.750	0	5	5	4.3	2	2	2	0	1	17	15.7
vs. Ball State	11/16	*	32	3	10	.300	1	5	.200	0	0	.000	0	3	3	4.0	1	7	4	0	0	7	13.5
vs. Wichita State	11/18	*	36	4	8	.500	3	6	.500	2	2	1.00	0	5	5	4.2	1	2	1	0	0	13	13.4
MURRAY STATE	11/26	*	34	5	10	.500	0	4	.000	6	7	.857	2	5	7	4.7	1	0	2	1	1	16	13.8
at UCF	11/29	*	31	2	10	.200	1	7	.143	0	0	.000	4	4	8	5.1	1	1	3	1	0	5	12.6
GEORGIA STATE	12/4	*	25	2	6	.333	2	5	.400	0	1	.000	0	4	4	5.0	2	2	3	1	0	6	11.8
ARIZONA	12/9	*	32	1	8	.125	0	4	.000	2	4	.500	0	6	6	5.3	2	4	2	0	1	4	10.8
vs. Liberty	12/18	*	33	5	12	.417	3	7	.429	3	3	1.00	0	3	3	4.9	1	1	1	1	0	16	11.4
PENN STATE	12/21	*	28	5	7	.714	1	3	.333	2	3	.667	0	5	5	5.2	1	0	3	0	0	13	11.2
at Stephen F. Austin	12/30	*	35	2	7	.290	2	6	.333	0	0	.000	1	7	8	5.2	0	0	2	1	0	6	11.1
KENTUCKY*	1/5		16	2	5	.400	0	3	.000	2	4	.500	0	1	1	4.8	2	0	1	1	0	6	10.7
at LSU*	1/8		30	2	9	.222	2	6	.333	3	3	1.00	1	7	8	5.1	0	3	4	1	0	9	10.6
TEXAS A&M*	1/12		30	7	12	.583	6	11	.545	2	3	.667	0	4	4	5.0	0	1	0	2	0	22	11.3
at Missouri*	1/16		25	2	5	.400	1	3	.333	0	0	.000	0	3	3	4.9	0	1	1	0	0	5	10.9
at Tennessee*	1/19		32	11	18	.611	6	10	.600	2	5	.400	1	0	1	4.6	1	2	1	0	1	30	12.1
OLE MISS*	1/22		27	6	10	.600	3	6	.500	0	0	.000	0	1	1	4.4	1	1	0	0	1	15	12.2
at Baylor	1/26		22	1	7	.143	0	5	.000	0	0	.000	0	1	1	4.3	0	2	1	0	0	2	11.7
MISSISSIPPI STATE*	1/29		23	4	9	.444	1	4	.250	4	4	1.000	1	2	3	4.2	1	1	3	0	1	13	11.8
at Auburn*	2/2		31	7	14	.500	2	7	.286	2	2	1.000	1	3	4	4.2	1	3	3	1	0	18	12.0
GEORGIA*	2/6		21	4	7	.571	0	3	.000	0	0	.000	0	5	5	4.2	1	0	1	0	1	8	11.9
at Vanderbilt*	2/9		26	3	6	.500	2	3	.667	0	0	.000	0	1	1	4.1	0	3	1	0	2	8	11.7
at Mississippi State*	2/12		23	0	3	.000	0	2	.000	0	0	.000	0	2	2	4.0	1	3	1	2	0	0	11.2
FLORIDA*	2/16		28	4	7	.571	2	4	.500	0	0	.000	1	1	2	3.9	1	2	1	1	1	10	11.2
at Texas A&M*	2/19	*	32	3	8	.375	0	1	.000	1	1	1.000	2	4	6	4.0	3	2	3	0	0	7	11.0
VANDERBILT*	2/23	*	33	0	7	.000	0	5	.000	0	0	.000	1	5	6	4.1	2	3	2	0	1	0	10.6
at South Carolina*	2/26	*	34	1	5	.200	0	2	.000	3	6	.500	1	9	10	4.3	2	3	3	0	0	5	10.4
LSU*	3/2	*	38	6	13	.461	5	19	.263	6	8	.750	1	3	4	3.8	1	2	2	0	0	23	11.2
AUBURN*	3/5	*	34	1	5	.200	0	2	.000	3	6	.500	1	9	10	4.3	2	3	3	0	0	5	10.4
at Arkansas*	3/9	*	22	3	8	.375	2	4	.500	0	0	.000	2	2	4	4.3	0	2	2	0	0	8	10.3
vs. Ole Miss	3/14		13	1	2	.500	0	1	.000	0	0	.000	1	0	1	4.2	0	0	2	0	0	2	10.0

* indicates Southeastern Conference opponent

PETTY'S CAREER STATS

YEAR	GP	GS	MIN	AVG	FG	FGA	PCT	3FG	3FGA	PCT	FT	FTA	PCT	OFF	DEF	TOT	AVG	PF	FO	AST	TO	BLK	STL	PTS	AVG
2017-18	36	29	1026	28.5	123	313	.393	90	242	.372	32	45	.711	14	78	92	2.6	36	0	65	74	9	17	368	10.2
2018-19	32	17	924	28.9	112	269	.416	55	159	.346	53	75	.707	25	113	138	4.3	35	0	56	65	15	15	332	10.4
TOTAL	68	46	1950	28.7	235	582	.404	145	401	.362	85	120	.708	39	191	230	3.4	71	0	121	139	24	32	700	10.3

PETTY'S CAREER SEC STATS

YEAR	GP	GS	MIN	AVG	FG	FGA	PCT	3FG	3FGA	PCT	FT	FTA	PCT	OFF	DEF	TOT	AVG	PF	FO	AST	TO	BLK	STL	PTS	AVG
2017-18	18	15	513	28.5	50	140	.357	39	111	.351	19	22	.864	7	39	46	2.6	19	0	33	34	6	9	158	8.8
2018-19	18	6	508	28.2	67	153	.438	33	87	.379	28	41	.683	15	59	74	4.1	20	0	32	37	10	10	195	10.8
TOTAL	36	21	1021	28.4	117	293	.399	72	198	.364	47	63	.746	22	98	120	3.3	39	0	65	71	16	19	353	9.8



24 Lawson Schaffer

SENIOR

Guard • 5-11 • 168 • Cullman, Ala.
Cullman HS

CAREER HIGHS

Points	5	2x last vs. Memphis (11/10/17)
Rebounds	2	at Georgia (3/5/16)
Assists	4	Alabama A&M (11/17/17)
Steals	1	9x, last vs. Villanova (3/17/18)
Blocks		
Minutes	14	vs. Florida (2/27/18)
Field Goals	2	vs. Memphis (11/10/17)
FG Att.	3	2x, last vs. Memphis (11/10/17)
3-Point FG	1	8x, last vs. Alabama A&M (11/17/17)
3-Point Att.	3	Missouri (2/6/16)
Free Throws	2	3x, last vs. Mississippi State (3/9/17)
FT Att.	2	4x, last vs. Mississippi State (3/9/17)

2018-19 SEASON HIGHS

Points		
Rebounds	1	vs. Ole Miss (1/22/19)
Assists		
Steals	1	at Arkansas (3/9/19)
Blocks		
Minutes	4	vs. Southern (11/6/18)
Field Goals		
FG Att.	2	at Arkansas (3/9/19)
3-Point FG		
3-Point Att.	1	4x, last at Arkansas (3/9/19)
Free Throws		
FT Att.		

MISCELLANEOUS STATS

CATEGORY	2018-19	CAREER
Double-digit scoring		
20+ point games		
Double-digit rebounding		
Double-doubles		
Led UA in scoring		
Led UA in rebounding		
Led UA in three-pointers		
Led UA in assists	2	
Led UA in steals	1	
Led UA in blocks		
5+ assist games		
3+ three-pointers		
3+ steal games		
3+ block games		

CAREER ACCOLADES

- A preferred walk-on
- Has played 55 career games
- Played a career-high 14 minutes off the bench collecting three assists and a steal vs. Florida (2/27/18)
- Hit a three-pointer to go along with a career-high four assists in nine minutes off the bench against Alabama A&M (11/17/17)

2018-19 SEASON HIGHLIGHTS

- Grabbed one rebound in first SEC game of the season with three minutes of action against then-No. 20 Ole Miss (1/22)
- Tied career-high one steal at Arkansas (3/9)
- Checked into the Georgia game (2/6) for the last two minutes
- Registered one minute of action vs. Ball State (11/16)
- Played four minutes vs. Southern (11/6)



SCHAFFER'S 2018-19 GAME-BY-GAME STATS

Opponent	Date	GS	Min	FG	FGA	Pct	3FG	FGA	Pct	FT	FTA	Pct	Off	Def	Tot	Avg	PF	A	TO	Blk	Stl	Pts	Avg
SOUTHERN	11/6	4		0	0	.000	0	0	.000	0	0	.000	0	0	0	0.0	0	0	1	0	0	0	0.0
APPALACHIAN STATE	11/11																						
vs. Northeastern	11/15																						
vs. Ball State	11/16	1		0	0	.000	0	0	.000	0	0	.000	0	0	0	0.0	0	0	0	0	0	0	0.0
vs. Wichita State	11/18																						
MURRAY STATE	11/26																						
at UCF	11/29																						
GEORGIA STATE	12/4																						
ARIZONA	12/9																						
vs. Liberty	12/18																						
PENN STATE	12/21																						
at Stephen F. Austin	12/30																						
KENTUCKY*	1/5																						
at LSU*	1/8																						
TEXAS A&M*	1/12																						
at Missouri*	1/16																						
at Tennessee*	1/19																						
OLE MISS*	1/22	3		0	1	.000	0	0	.000	0	0	.000	0	1	1	0.3	1	0	0	0	0	0	0.0
at Baylor	1/26																						
MISSISSIPPI STATE*	1/29																						
at Auburn*	2/2																						
GEORGIA*	2/6	2		0	0	.000	0	0	.000	0	0	.000	0	0	0	0.3	1	0	0	0	0	0	0.0
at Vanderbilt*	2/9	1		0	1	.000	0	1	.000	0	0	.000	0	0	0	0.2	0	0	0	0	0	0	0.0
at Mississippi State*	2/12	1		0	1	.000	0	1	.000	0	0	.000	0	0	0	0.2	0	0	0	0	0	0	0.0
FLORIDA*	2/16	1		0	1	.000	0	1	.000	0	0	.000	0	0	0	0.1	0	0	0	0	0	0	0.0
at Texas A&M*	2/19																						
VANDERBILT*	2/23																						
at South Carolina*	2/26																						
LSU*	3/2																						
AUBURN*	3/5																						
at Arkansas*	3/9	1		0	2	.000	0	1	.000	0	0	.000	0	0	0	0.1	0	0	0	0	1	0	0.0
vs. Ole Miss	3/14																						


* indicates Southeastern Conference opponent

SCHAFFER'S CAREER STATS

YEAR	GP	GS	MIN	AVG	FG	FGA	PCT	3FG	3FGA	PCT	FT	FTA	PCT	OFF	DEF	TOT	AVG	PF	FO	AST	TO	BLK	STL	PTS	AVG
2015-16	16	0	32	2.0	2	10	.200	2	9	.222	2	4	.500	2	0	2	0.1	3	0	2	1	0	1	8	0.5
2016-17	17	0	28	1.6	4	10	.400	4	8	.500	4	4	1.000	1	3	4	0.2	1	0	5	1	0	3	16	0.9
2017-18	14	0	56	4.0	3	11	.273	2	10	.200	0	0	.000	0	0	0	0.0	7	0	13	8	0	5	8	0.6
2018-19	8	0	14	1.8	0	6	.000	0	4	.000	0	0	.000	0	1	1	0.1	2	0	0	1	0	1	0	0.0
TOTAL	55	0	130	2.4	9	37	.243	8	31	.258	6	8	.750	3	4	7	0.1	13	0	20	11	0	10	32	0.6

SCHAFFER'S CAREER SEC STATS

YEAR	GP	GS	MIN	AVG	FG	FGA	PCT	3FG	3FGA	PCT	FT	FTA	PCT	OFF	DEF	TOT	AVG	PF	FO	AST	TO	BLK	STL	PTS	AVG
2015-16	9	0	19	2.1	2	7	.286	2	7	.286	2	4	.500	2	0	2	0.2	2	0	2	1	0	0	8	0.9
2016-17	7	0	13	1.9	1	4	.250	1	3	.333	2	2	1.000	1	3	4	0.6	1	0	4	1	0	0	5	0.7
2017-18	8	0	26	3.3	0	4	.000	0	4	.000	0	0	.000	0	0	0	0.0	4	0	4	4	0	2	0	0.0
2018-19	5	0	8	1.6	0	4	.000	0	3	.000	0	0	.000	0	1	1	0.2	2	0	0	0	0	0	0	0.0
TOTAL	29	0	66	2.3	3	19	.158	3	17	.176	4	6	.667	3	4	7	0.2	9	0	10	6	0	2	13	0.4



30 Galin Smith

SOPHOMORE
Forward • 6-9 • 245 • Clinton, Miss.
Clinton HS

CAREER HIGHS

Points	11	vs. Ole Miss (3/14/19)
Rebounds	8	vs. Minnesota (11/25/17)
Assists	1	6x, last vs. Ole Miss (3/14/19)
Steals	2	at Tennessee (1/19/19)
Blocks	4	at Texas A&M (3/3/18)
Minutes	29	2x, last vs. Ole Miss (3/14/19)
Field Goals	4	6x, last vs. Ole Miss (3/14/19)
FG Att.	7	vs. Ole Miss (1/22/19)
3-Point FG		
3-Point Att.		
Free Throws	4	2x, last vs. Southern (11/6/18)
FT Att.	8	vs. Ole Miss (3/14/19)

2018-19 SEASON HIGHS

Points	11	vs. Ole Miss (3/14/19)
Rebounds	7	vs. Ole Miss (3/14/19)
Assists	1	3x, last vs. Ole Miss (3/14/19)
Steals	2	at Tennessee (1/19/19)
Blocks	4	6x, last vs. Ole Miss (1/22/19)
Minutes	29	vs. Ole Miss (3/14/19)
Field Goals	4	4x, last vs. Ole Miss (3/14/19)
FG Att.	7	vs. Ole Miss (1/22/19)
3-Point FG		
3-Point Att.		
Free Throws	4	vs. Southern (11/6/18)
FT Att.	8	vs. Ole Miss (3/14/19)

MISCELLANEOUS STATS

CATEGORY	2018-19	CAREER
Double-digit scoring	3	4
20+ point games		
Double-digit rebounding		
Double-doubles		
Led UA in scoring		
Led UA in rebounding		1
Led UA in three-pointers		
Led UA in assists		
Led UA in steals	1	2
Led UA in blocks	2	9
5+ assist games		
3+ three-pointers		
3+ steal games		
3+ block games		3

CAREER ACCOLADES

- 2019 SEC Community Service Team
- 2018 SEC First Year Academic Honor Roll

2018-19 SEASON HIGHLIGHTS

- Scored a career-high 11 points in the start against Ole Miss (3/14) while grabbing seven rebounds and adding one assist and block
- Tied a career high of 10 points in 15 minutes, while adding three rebounds and one block vs. then-No. 20 Ole Miss (1/22)
- Provided a spark of energy off the bench by exploding with six points in five minutes of action against Georgia (2/6)
- Registered seven points, three rebounds, and one steal off the bench against then-No. 22 Mississippi State (1/29)
- Turned in seven points, two rebounds, and one block at Arkansas (3/9)
- Started and finished with six points vs. Wichita State (11/18)
- Went 4-of-6 from the field to total eight points, three rebounds, and one block and a steal against Arizona (12/9)
- Dropped eight points and collected five rebounds against Ball State (11/16)
- Put up four points, three rebounds, and one block against Murray State (11/26)
- Added two points and three rebounds against Northeastern (11/15)
- Scored four points while totaling two rebounds and one block in 22 minutes against Appalachian State (11/11)
- Collected two rebounds and three points at Stephen F. Austin (12/30)



SMITH'S 2018-19 GAME-BY-GAME STATS

Opponent	Date	GS	Min	FG	FGA	Pct	3FG	FGA	Pct	FT	FTA	Pct	Off	Def	Tot	Avg	PF	A	TO	Blk	Stl	Pts	Avg	
SOUTHERN	11/6	*	20	3	5	.600	0	0	.000	4	6	.667	3	1	4	4.0	3	0	2	0	0	10	10.0	
APPALACHIAN STATE	11/11	*	22	2	3	.667	0	0	.000	0	0	.000	0	2	2	3.0	2	0	1	1	0	4	7.0	
vs. Northeastern	11/15	*	17	1	3	.333	0	0	.000	0	0	.000	1	2	3	3.0	0	0	0	0	0	2	5.3	
vs. Ball State	11/16	*	23	4	6	.667	0	0	.000	0	0	.000	2	3	5	3.5	4	0	2	1	0	8	6.0	
vs. Wichita State	11/18	*	19	2	3	.667	0	0	.000	2	2	1.000	1	0	1	3.0	2	0	2	0	0	6	6.0	
MURRAY STATE	11/26	*	16	2	3	.667	0	0	.000	0	0	.000	1	2	3	3.0	4	1	3	1	0	4	5.7	
at UCF	11/29	*	10	0	1	.000	0	0	.000	1	2	.500	0	1	1	2.7	3	0	1	1	0	1	5.0	
GEORGIA STATE	12/4		11	0	1	.000	0	0	.000	1	2	.500	0	3	3	2.8	1	0	0	2	0	1	4.5	
ARIZONA	12/9		17	4	6	.667	0	0	.000	0	1	.000	2	1	3	2.8	1	1	1	1	1	0	8	4.9
vs. Liberty	12/18		6	0	1	.000	0	0	.000	0	2	.000	1	2	3	2.8	2	0	1	0	0	0	4.4	
PENN STATE	12/21		9	1	3	.333	0	0	.000	0	0	.000	0	0	0	2.5	2	0	0	0	0	2	4.2	
at Stephen F. Austin	12/30		8	1	2	.500	0	0	.000	1	2	.500	1	1	2	2.5	0	0	0	0	0	3	4.1	
KENTUCKY*	1/5		7	0	1	.000	0	0	.000	0	0	.000	0	2	2	2.5	2	0	1	1	0	0	3.8	
at LSU*	1/8		4	1	3	.333	0	0	.000	0	0	.000	1	0	1	2.4	2	0	1	0	0	2	3.6	
TEXAS A&M*	1/12																							
at Missouri*	1/16		17	2	4	.500	0	0	.000	0	0	.000	2	0	2	2.3	1	0	3	0	0	4	3.7	
at Tennessee*	1/19		7	0	1	.000	0	0	.000	0	0	.000	1	4	5	2.5	1	0	1	0	2	0	3.4	
OLE MISS*	1/22		15	4	7	.571	0	0	.000	2	4	.500	3	0	3	2.5	2	0	0	1	0	10	3.8	
at Baylor	1/26		10	1	1	1.000	0	0	.000	0	0	.000	0	2	2	2.5	1	0	1	0	0	2	3.7	
MISSISSIPPI STATE*	1/29		11	3	6	.500	0	0	.000	1	1	1.000	3	0	3	2.5	2	0	0	0	1	7	3.9	
at Auburn*	2/2		8	1	1	1.000	0	0	.000	0	2	.000	0	0	0	2.4	1	0	1	0	0	2	3.8	
GEORGIA*	2/6		5	3	5	.600	0	0	.000	0	0	.000	1	1	2	2.4	1	0	0	0	0	6	3.9	
at Vanderbilt*	2/9																							
at Mississippi State*	2/12		4	0	1	.000	0	0	.000	0	0	.000	0	0	0	2.3	3	0	0	0	0	0	3.7	
FLORIDA*	2/16		16	2	4	.500	0	0	.000	1	4	.250	1	1	2	2.3	2	0	1	0	0	5	3.8	
at Texas A&M*	2/19																							
VANDERBILT*	2/23																							
at South Carolina*	2/26		4	0	0	.000	0	0	.000	0	0	.000	0	0	0	2.2	1	0	0	0	0	0	3.6	
LSU*	3/2		5	0	0	.000	0	0	.000	0	0	.000	0	2	2	2.2	1	0	1	0	0	0	3.5	
AUBURN*	3/5		3	0	0	.000	0	0	.000	0	0	.000	0	0	0	2.1	0	0	1	0	0	0	3.3	
at Arkansas*	3/9		23	2	2	1.000	0	0	.000	3	6	.500	2	0	2	2.1	1	0	3	1	0	7	3.5	
vs. Ole Miss	3/14	*	29	4	8	.500	0	0	.000	3	8	.375	2	5	7	2.3	4	1	1	1	0	11	3.8	

* indicates Southeastern Conference opponent

SMITH'S CAREER STATS

YEAR	GP	GS	MIN	AVG	FG	FGA	PCT	3FG	3FGA	PCT	FT	FTA	PCT	OFF	DEF	TOT	AVG	PF	FO	AST	TO	BLK	STL	PTS	AVG
2017-18	33	3	398	12.1	42	67	.627	0	0	.000	9	32	.281	29	38	67	2.0	54	2	3	23	24	2	93	2.8
2018-19	28	8	346	12.4	43	81	.531	0	0	.000	19	42	.452	28	35	63	2.3	49	0	3	28	11	3	105	3.8
TOTAL	61	11	744	12.2	85	148	.574	0	0	.000	28	74	.378	57	73	130	2.1	103	2	6	51	35	5	198	3.2

SMITH'S CAREER SEC STATS

YEAR	GP	GS	MIN	AVG	FG	FGA	PCT	3FG	3FGA	PCT	FT	FTA	PCT	OFF	DEF	TOT	AVG	PF	FO	AST	TO	BLK	STL	PTS	AVG
2017-18	17	0	200	11.8	17	30	.567	0	0	.000	0	10	.000	12	16	28	1.6	27	1	1	15	15	1	34	2.0
2018-19	14	0	129	9.2	18	35	.514	0	0	.000	7	17	.412	14	10	24	1.7	20	0	0	13	3	3	43	3.1
TOTAL	31	0	329	10.6	35	65	.538	0	0	.000	7	27	.259	26	26	52	1.7	47	1	1	28	18	4	77	2.5



34 Tevin Mack

JUNIOR

Guard/Forward • 6-6 • 225 • Columbia, S.C.
Dreher HS/Texas

CAREER HIGHS

Points	27	vs. Oklahoma State (1/4/17)
Rebounds	12	vs. Arkansas (12/17/16)
Assists	2	12x, last vs. Vanderbilt (2/24/19)
Steals	1	2x, last vs. Vanderbilt (2/24/19)
Blocks	3	vs. Mississippi State (1/29/19)
Minutes	39	vs. Oklahoma State (1/4/17)
Field Goals	10	2x, last vs. Georgia (2/6/19)
FG Att.	17	2x, last vs. Georgia (2/6/19)
3-Point FG	6	vs. Kentucky (1/5/19)
3-Point Att.	12	at Iowa State (2/13/16)
Free Throws	6	vs. Long Beach State (12/10/16)
FT Att.	10	vs. Northwestern (11/21/16)

2018-19 SEASON HIGHS

Points	25	vs. Georgia (2/6/19)
Rebounds	9	vs. Texas A&M (1/12/19)
Assists	2	7x, last vs. Vanderbilt (2/24/19)
Steals	2	2x, last vs. Vanderbilt (2/24/19)
Blocks	3	vs. Mississippi State (1/29/19)
Minutes	33	vs. Georgia (2/6/19)
Field Goals	10	vs. Georgia (2/6/19)
FG Att.	17	vs. Georgia (2/6/19)
3-Point FG	6	vs. Kentucky (1/5/19)
3-Point Att.	9	2x, last at Mississippi State (2/12/19)
Free Throws	3	2x, last vs. Penn State (12/21/18)
FT Att.	4	3x, last vs. Texas A&M (1/12/19)

MISCELLANEOUS STATS

CATEGORY	2018-19	CAREER
Double-digit scoring	15	31
20+ point games	4	7
Double-digit rebounding		1
Double-doubles		1
Led UA in scoring	5	5
Led UA in rebounding	1	1
Led UA in three-pointers	8	8
Led UA in assists		
Led UA in steals	2	2
Led UA in blocks	4	4
5+ assist games		
3+ three-pointers	6	17
3+ steal games		
3+ block games		

CAREER ACCOLADES

- Transferred from Texas where he played 48 games in two seasons and sat out last season due to NCAA transfer rules
- Finished with double-digit points 16 times, including three games of 20 or more points
- Led the team in 2016-17 in scoring average (14.8 ppg) and three-point percentage (.391) despite playing just 15 games
- Set career highs in scoring (27 points), field goals made and attempted (10-of-17) and minutes played (39) against Oklahoma State (1/4), while tying his season-high makes with four three-pointers

2018-19 SEASON HIGHLIGHTS

- Ranks fourth on team in double-figure scoring games (16) and scoring average (9.4 ppg)
- Went 10-of-16 from the field and 5-of-7 from beyond the arc for a season-high 25 points, to go along with six rebounds and two assists against Georgia (2/6)
- Led all players with a game-high 22 points and set a new career high by knocking down six three-pointers (6-of-8) in the win over then-No. 13 Kentucky (1/5)
- Went 4-of-6 from beyond the arc to lead all players with 21 points, while grabbing six boards against Ole Miss (3/14)
- Exploded with a game high of 20 points, while adding two rebounds and an assist vs. Ball State (11/16)
- Made his first start of the season against Georgia State (12/4) and finished with 12 points and one steal
- Went for 15 points, two rebounds, one assist, and one block at Baylor (1/26)
- Led the team in points (14), blocks (1), and steals (2) at Texas A&M (2/19)
- Went for 11 points and a rebound in front of hometown crowd at South Carolina (2/26)
- Registered 13 points and five rebounds, while leading the team in threes (3) at Mississippi State (2/12)
- Registered double-digits at Stephen F. Austin (12/30) with 12 points, two rebounds, one assist, and one steal
- Scored 12 points to go along with six rebounds and a block against Arizona (12/9)
- Led the team in rebounds (8) and blocks (3), while registering six points and one assist against then-No. 22 Mississippi State (1/29)
- Scored 10 points to go along with nine rebounds, two assists, and one steal against Texas A&M (1/12)
- Dropped team-high 14 points, including going 3-of-5 from beyond the arc at Arkansas (3/9)
- Added 10 points, two blocks, and two rebounds against Auburn (3/5)



MACK'S 2018-19 GAME-BY-GAME STATS

Opponent	Date	GS	Min	FG	FGA	Pct	3FG	FGA	Pct	FT	FTA	Pct	Off	Def	Tot	Avg	PF	A	TO	Blk	Stl	Pts	Avg
SOUTHERN	11/6	27	3	12	250	1	7	.143	3	3	1.000	3	3	6	6.0	4	2	5	1	0	10	10.0	
APPALACHIAN STATE	11/11	12	1	4	250	0	2	.000	0	0	.000	0	2	2	4.0	0	1	0	0	0	2	6.0	
vs. Northeastern	11/15	15	3	8	.375	0	4	.000	1	2	.500	1	2	3	3.7	1	1	1	0	0	7	6.3	
vs. Ball State	11/16	23	7	14	500	5	9	.556	1	1	1.000	1	1	2	3.3	3	1	2	0	0	20	9.8	
vs. Wichita State	11/18	20	2	6	.333	1	3	.333	0	0	.000	1	3	4	3.4	2	1	0	0	0	5	8.8	
MURRAY STATE	11/26	13	3	6	500	1	2	.500	0	1	.000	2	2	4	3.5	0	0	1	1	0	7	8.5	
at UCF	11/29	14	2	6	.333	0	4	.000	0	0	.000	1	2	3	3.4	1	2	0	1	0	4	7.9	
GEORGIA STATE	12/4	* 19	5	9	.556	1	5	.200	1	2	.500	0	1	1	3.1	2	0	0	0	1	12	8.4	
ARIZONA	12/9	* 22	4	10	400	2	5	.400	2	3	.667	2	4	6	3.4	1	0	2	1	0	12	8.8	
vs. Liberty	12/18	* 17	1	3	.333	1	2	.500	2	4	.500	0	1	1	3.2	2	2	0	0	0	5	8.4	
PENN STATE	12/21	* 23	3	6	500	2	4	.500	3	4	.750	1	3	4	3.3	2	0	3	0	0	11	8.6	
at Stephen F. Austin	12/30	* 24	5	10	500	2	7	.286	0	0	.000	1	1	2	3.2	1	1	1	0	1	12	8.9	
KENTUCKY*	1/5	* 29	8	12	.667	6	8	.750	0	0	.000	1	4	5	3.3	1	1	2	0	0	22	9.9	
at LSU*	1/8	* 19	3	8	.375	0	3	.000	0	0	.000	0	2	2	3.2	0	0	0	0	0	6	9.6	
TEXAS A&M*	1/12	* 28	4	10	400	1	4	.250	1	4	.250	2	7	9	3.6	2	2	2	0	1	10	9.7	
at Missouri*	1/16	* 11	1	4	250	0	2	.000	1	2	.500	0	4	4	3.6	3	1	1	1	0	3	9.3	
at Tennessee*	1/19	* 7	0	4	.000	0	2	.000	0	0	.000	0	1	1	3.5	1	1	0	0	0	0	8.7	
OLE MISS*	1/22	* 16	1	4	250	0	1	.000	2	2	1.000	2	2	4	3.5	1	1	0	0	1	4	8.4	
at Baylor	1/26	* 26	7	13	.538	0	2	.000	1	2	.500	1	1	2	3.4	2	1	1	1	0	15	8.8	
MISSISSIPPI STATE*	1/29	* 22	3	7	429	0	2	.000	0	2	.000	2	6	8	3.7	2	1	1	3	0	6	8.7	
at Auburn*	2/2	* 17	1	2	500	1	1	1.000	0	0	.000	0	3	3	3.6	2	0	4	1	0	3	8.4	
GEORGIA*	2/6	* 33	10	16	.625	5	7	.714	0	2	.000	1	5	6	3.7	2	2	3	0	0	25	9.1	
at Vanderbilt*	2/9	* 20	2	10	200	1	5	.200	0	0	.000	1	3	4	3.7	1	1	0	1	0	5	9.0	
at Mississippi State*	2/12	* 25	5	13	.385	3	9	.333	0	0	.000	2	3	5	3.8	2	2	5	0	0	13	9.1	
FLORIDA*	2/16	* 24	1	8	125	0	5	.000	2	3	.667	0	4	4	3.8	0	0	1	0	1	4	8.9	
at Texas A&M*	2/19	* 28	6	10	.600	1	4	.250	1	1	1.000	1	1	2	3.7	2	1	2	1	2	14	9.1	
VANDERBILT*	2/23	* 18	2	5	400	2	5	.400	2	2	1.000	0	1	1	3.6	3	2	1	0	2	8	9.1	
at South Carolina*	2/26	* 22	4	9	.444	2	5	.400	1	2	.500	0	1	1	3.5	2	0	2	0	0	11	9.1	
LSU*	3/2	* 13	0	3	.000	0	2	.000	0	0	.000	1	2	3	3.5	2	0	1	0	0	0	8.8	
AUBURN*	3/5	* 27	4	10	400	2	7	.286	0	0	.000	2	2	3.5	2	1	2	2	1	1	10	8.9	
at Arkansas*	3/9	* 26	4	9	.444	3	5	.600	3	6	.500	1	1	2	3.4	4	0	2	0	0	14	9.0	
vs. Ole Miss	3/14	28	8	13	.615	4	6	.667	1	2	.500	2	4	6	3.5	1	0	3	0	0	21	9.4	

* indicates Southeastern Conference opponent

MACK'S CAREER STATS

YEAR	GP	GS	MIN	AVG	FG	FGA	PCT	3FG	3FGA	PCT	FT	FTA	PCT	OFF	DEF	TOT	AVG	PF	FO	AST	TO	BLK	STL	PTS	AVG
2015-16*	33	0	440	13.3	51	176	.290	34	114	.298	32	50	.640	19	47	66	2.0	42	11	18	9	8	168	5.1	
2016-17*	15	10	470		79	172	.459	34	87	.391	30	51	.588	21	51	72	4.8	24	12	21	8	7	222	14.8	
2017-18																									
2018-19	32	24	668	20.9	113	264	.428	47	139	.338	28	50	.560	30	82	112	3.5	54	0	28	47	15	9	301	9.4
TOTAL	80	34	1578	19.7	243	612	.397	115	340	.338	90	151	.596	70	180	250	3.1	120	0	51	86	32	24	691	8.6

MACK'S CAREER SEC STATS

YEAR	GP	GS	MIN	AVG	FG	FGA	PCT	3FG	3FGA	PCT	FT	FTA	PCT	OFF	DEF	TOT	AVG	PF	FO	AST	TO	BLK	STL	PTS	AVG
2017-18																									
2018-19	17	17	359	21.1	55	135	.407	24	72	.333	10	20	.500	13	51	64	3.8	28	0	16	26	10	7	144	8.5
TOTAL	17	17	359	21.1	55	135	.407	24	72	.333	10	20	.500	13	51	64	3.8	28	0	16	26	10	7	144	8.5

2018-19 BOX SCORES

GAME 1

Official Basketball Box Score -- Game Totals -- Final Statistics
Southern vs Alabama
11/6/18 7 p.m. CT at Tuscaloosa, Ala. (Coleman Coliseum)

Southern 62 • 0-1

Box score table for Southern vs Alabama. Columns: Player, FG-FGA, 3-Ptr FG-FGA, FT-FTA, Rebounds, PF, TP, A, TO, Blk, Stl, Min.

FG % 1st Half: 8-25 32.0% 2nd half: 13-30 43.3% Game: 21-55 38.2%
3FG % 1st Half: 2-11 18.2% 2nd half: 4-6 66.7% Game: 3-17 17.6%
FT % 1st Half: 9-15 60.0% 2nd half: 8-15 53.3% Game: 17-30 56.7%

Alabama 82 • 1-0

Box score table for Alabama vs Southern. Columns: Player, FG-FGA, 3-Ptr FG-FGA, FT-FTA, Rebounds, PF, TP, A, TO, Blk, Stl, Min.

FG % 1st Half: 14-25 56.0% 2nd half: 13-30 43.3% Game: 27-55 49.1%
3FG % 1st Half: 5-11 45.5% 2nd half: 4-10 40.0% Game: 9-24 37.5%
FT % 1st Half: 12-16 75.0% 2nd half: 7-12 58.3% Game: 19-28 67.9%

Officials: Patrick Evans, Rob Rorke, Ken Washington
Technical fouls: Southern-TEAM, Alabama-None.
Attendance: 9793

Score by periods table showing 1st, 2nd, and Total scores for Southern and Alabama.

Last FG - SU 2nd-00:01, UA 2nd-00:36.
Largest lead - SU by 2 1st-19:42, UA by 27 2nd-06:20.
SU led for 00:24, UA led for 38:57, Game was tied for 00:39.

GAME 2



Official Basketball Box Score -- Game Totals -- Final Statistics
Appalachian State vs Alabama
11/17/18 6:05 p.m. CT at Tuscaloosa, Ala. (Coleman Coliseum)



Appalachian State 73 • 1-1

Box score table for Appalachian State vs Alabama. Columns: Player, FG-FGA, 3-Ptr FG-FGA, FT-FTA, Rebounds, PF, TP, A, TO, Blk, Stl, Min.

FG % 1st Half: 13-23 56.5% 2nd half: 12-28 42.9% Game: 25-51 49.0%
3FG % 1st Half: 5-8 62.5% 2nd half: 4-7 57.1% Game: 9-15 60.0%
FT % 1st Half: 4-10 40.0% 2nd half: 10-15 66.7% Game: 14-25 56.0%

Alabama 81 • 2-0

Box score table for Alabama vs Appalachian State. Columns: Player, FG-FGA, 3-Ptr FG-FGA, FT-FTA, Rebounds, PF, TP, A, TO, Blk, Stl, Min.

FG % 1st Half: 12-27 44.4% 2nd half: 13-38 34.2% Game: 25-65 38.5%
3FG % 1st Half: 5-10 50.0% 2nd half: 0-6 0.0% Game: 5-16 31.3%
FT % 1st Half: 9-16 56.3% 2nd half: 17-27 63.0% Game: 26-43 60.5%

Officials: Pat Adams, Steven Anderson, John Hampton
Technical fouls: Appalachian State-None, Alabama-Mack, Tevin.
Attendance: 9701

Score by periods table showing 1st, 2nd, and Total scores for Appalachian State and Alabama.

Last FG - APP 2nd-00:27, UA 2nd-01:20,
Largest lead - APP by 6 2nd-15:04, UA by 12 2nd-00:53.
APP led for 13:28, UA led for 20:27, Game was tied for 06:04.

GAME 3

Official Basketball Box Score -- Game Totals -- Final Statistics
Alabama vs Northeastern
11/15/18 2:00 pm at Charleston, S.C. (TD Arena)

Alabama 52 • 2-1

Box score table for Alabama vs Northeastern. Columns: Player, FG-FGA, 3-Ptr FG-FGA, FT-FTA, Rebounds, PF, TP, A, TO, Blk, Stl, Min.

FG % 1st Half: 8-27 29.6% 2nd half: 11-24 45.8% Game: 19-51 37.3%
3FG % 1st Half: 0-9 0.0% 2nd half: 3-10 30.0% Game: 3-19 15.8%
FT % 1st Half: 6-10 60.0% 2nd half: 5-5 100.0% Game: 11-15 73.3%

Northeastern 68 • 2-1

Box score table for Northeastern vs Alabama. Columns: Player, FG-FGA, 3-Ptr FG-FGA, FT-FTA, Rebounds, PF, TP, A, TO, Blk, Stl, Min.

FG % 1st Half: 10-18 55.6% 2nd half: 12-24 50.0% Game: 22-42 52.4%
3FG % 1st Half: 3-7 42.9% 2nd half: 6-10 60.0% Game: 9-17 52.9%
FT % 1st Half: 10-11 90.9% 2nd half: 5-6 83.3% Game: 15-17 88.2%

Officials: Ray Natili, Mark Schnur, John Hampton
Technical fouls: Alabama-None, Northeastern-None.
Attendance: 2648
Charleston Classic First Round

Score by periods table showing 1st, 2nd, and Total scores for Alabama and Northeastern.

Last FG - UA 2nd-01:03, NU 2nd-00:17.
Largest lead - UA None, NU by 17 2nd-04:58.
UA led for 00:00, NU led for 39:45, Game was tied for 00:15.

GAME 4

Official Basketball Box Score -- Game Totals -- Final Statistics
Ball State vs Alabama
11/16/18 1:30 pm at Charleston, S.C. (TD Arena)

Ball State 61 • 1-3

Box score table for Ball State vs Alabama. Columns: Player, FG-FGA, 3-Ptr FG-FGA, FT-FTA, Rebounds, PF, TP, A, TO, Blk, Stl, Min.

FG % 1st Half: 7-25 28.0% 2nd half: 15-24 62.5% Game: 22-49 44.9%
3FG % 1st Half: 0-7 0.0% 2nd half: 3-5 60.0% Game: 3-12 25.0%
FT % 1st Half: 7-9 77.8% 2nd half: 7-13 53.8% Game: 14-22 63.6%

Alabama 79 • 3-1

Box score table for Alabama vs Ball State. Columns: Player, FG-FGA, 3-Ptr FG-FGA, FT-FTA, Rebounds, PF, TP, A, TO, Blk, Stl, Min.

FG % 1st Half: 15-32 46.9% 2nd half: 18-33 54.5% Game: 33-65 50.8%
3FG % 1st Half: 3-10 30.0% 2nd half: 4-9 44.4% Game: 7-19 36.8%
FT % 1st Half: 1-2 50.0% 2nd half: 5-7 71.4% Game: 6-9 66.7%

Officials: Paul Janssen, John Gaffney, Mark Sch
Technical fouls: Ball State-Moses, Trey, Alabama-None.
Attendance: 2752
Charleston Classic Consolation Bracket # 1

Score by periods table showing 1st, 2nd, and Total scores for Ball State and Alabama.

Last FG - BSU 2nd-01:34, UA 2nd-01:43.
Largest lead - BSU by 2 1st-19:21, UA by 21 2nd-03:38.
BSU led for 00:15, UA led for 37:54, Game was tied for 01:51.

2018-19 CUME STATS



2018-19 Alabama Basketball
Alabama Combined Team Statistics (as of Mar 14, 2019)
All games



RECORD:	OVERALL	HOME	AWAY	NEUTRAL
ALL GAMES	18-14	10-5	5-8	3-1
CONFERENCE	8-10	5-4	3-6	0-0
NON-CONFERENCE	10-4	5-1	2-2	3-1

#	Player	gp-gs	min	Total		3-Point		F-Throw		Rebounds					pts	avg						
				fg-fga	fg%	3fg-fga	3fg%	ft-fga	ft%	off	def	tot	avg	pf			dq	a	to	blk	stl	
02	Lewis Jr., Kira	32-32	1016	31.8	152-348	.437	52-143	.364	89-113	.788	12	68	80	2.5	57	0	93	69	9	28	445	13.9
00	Hall, Donta	32-32	854	26.7	128-202	.634	1-1	1.000	79-112	.705	85	195	280	8.8	59	0	18	33	53	15	336	10.5
23	Petty, John	32-17	924	28.9	112-269	.416	55-159	.346	53-75	.707	25	113	138	4.3	35	0	56	65	15	15	332	10.4
34	Mack, Tevin	32-24	668	20.9	113-264	.428	47-139	.338	28-50	.560	30	82	112	3.5	54	0	28	47	15	9	301	9.4
12	Ingram, Dazon	30-19	671	22.4	64-139	.460	15-38	.395	70-100	.700	25	87	112	3.7	81	3	74	61	3	17	213	7.1
01	Norris, Riley	24-1	483	20.1	51-121	.421	29-81	.358	31-41	.756	25	64	89	3.7	44	2	17	14	4	12	162	6.8
10	Jones, Herbert	32-27	682	21.3	72-173	.416	5-19	.263	47-97	.485	35	78	113	3.5	91	4	65	63	20	30	196	6.1
03	Reese, Alex	26-0	331	12.7	45-117	.385	19-58	.328	35-45	.778	22	36	58	2.2	28	0	13	22	12	9	144	5.5
30	Smith, Galin	28-8	346	12.4	43-81	.531	0-0	.000	19-42	.452	28	35	63	2.3	49	0	3	28	11	3	105	3.8
04	Giddens, Daniel	14-0	115	8.2	10-28	.357	0-1	.000	7-18	.389	13	13	26	1.9	22	0	6	12	7	0	27	1.9
05	Johnson Jr, Avery	30-0	290	9.7	20-70	.286	4-27	.148	9-10	.900	4	21	25	0.8	23	0	20	9	0	6	53	1.8
21	Johnson, Britton	5-0	3	0.6	0-0	.000	0-0	.000	0-0	.000	0	1	1	0.2	0	0	0	0	1	0	0	0.0
24	Schaffer, Lawson	8-0	14	1.8	0-6	.000	0-4	.000	0-0	.000	0	1	1	0.1	2	0	0	1	0	1	0	0.0
15	Barnes, Tyler	3-0	3	1.0	0-2	.000	0-0	.000	0-0	.000	0	0	0	0.0	0	0	0	0	1	0	0	0.0
Team											53	57	110				14					
Total.....		32	6400		810-1820	.445	227-670	.339	467-703	.664	357	851	1208	37.8	545	9	393	438	151	145	2314	72.3
Opponents.....		32	6400		832-1908	.436	205-626	.327	411-579	.710	317	777	1094	34.2	609	-	359	380	131	201	2280	71.2

TEAM STATISTICS	UA	OPP	Date	Opponent	Score	Att.
SCORING	2314	2280	11/6/18	SOUTHERN	w 82-62	9793
Points per game	72.3	71.2	11/11/18	APPALACHIAN STATE	w 81-73	9701
Scoring margin	+1.1	-	11/15/18	vs Northeastern	L 52-68	2648
FIELD GOALS-ATT	810-1820	832-1908	11/16/18	vs Ball State	w 79-61	2752
Field goal pct	.445	.436	11/18/18	vs Wichita State	w 90-86	2862
3 POINT FG-ATT	227-670	205-626	11/26/18	MURRAY STATE	w 78-72	9004
3-point FG pct	.339	.327	11/29/18	at UCF	L 64-70	4449
3-pt FG made per game	7.1	6.4	12/4/18	GEORGIA STATE	L 80-83	9076
FREE THROWS-ATT	467-703	411-579	12/9/18	ARIZONA	w 76-73	9581
Free throw pct	.664	.710	12/18/18	vs Liberty	w 84-75	5781
F-Throws made per game	14.6	12.8	12/21/18	PENN STATE	w 73-64	10142
REBOUNDS	1208	1094	12/30/18	at SFA	w 79-69	7203
Rebounds per game	37.8	34.2	* 1/5/19	KENTUCKY	w 77-75	12424
Rebounding margin	+3.6	-	* 1/8/19	at LSU	L 79-88	9718
ASSISTS	393	359	* 1/12/19	TEXAS A&M	L 80-81	12288
Assists per game	12.3	11.2	* 1/16/19	at Mizzou	w 70-60	8530
TURNOVERS	438	380	* 1/19/19	at Tennessee	L 68-71	21957
Turnovers per game	13.7	11.9	* 1/22/19	OLE MISS	w 74-53	10710
Turnover margin	-1.8	-	1/26/19	at Baylor	L 68-73	7094
Assist/turnover ratio	0.9	0.9	* 1/29/19	MISSISSIPPI STATE	w 83-79	11632
STEALS	145	201	* 2/2/19	at Auburn	L 63-84	9121
Steals per game	4.5	6.3	* 2/6/19	GEORGIA	w 89-74	10541
BLOCKS	151	131	* 2/9/19	at Vanderbilt	w 77-67	10539
Blocks per game	4.7	4.1	* 2/12/19	at Mississippi State	L 62-81	8022
ATTENDANCE	161495	133552	* 2/16/19	FLORIDA	L 53-71	12148
Home games-Avg/Game	15-10766	13-9193	* 2/19/19	at Texas A&M	L 56-65	5459
Neutral site-Avg/Game	-	4-3511	* 2/23/19	VANDERBILT	w 68-61	11020
Score by Periods	1st 2nd Totals		* 2/26/19	at South Carolina	w 68-62	11164
Alabama	1110 1204 2314		* 3/2/19	LSU	L 69-74	11570
Opponents	1029 1251 2280		* 3/5/19	AUBURN	L 60-66	11865
			* 03/09/19	at Arkansas	L 70-82	16253
			3/14/19	at Ole Miss	w 62-57	0

* = Conference game

2018-19 SEC STATS



2018-19 Alabama Basketball
Alabama Combined Team Statistics (as of Mar 09, 2019)
Conference games only



RECORD:	OVERALL	HOME	AWAY	NEUTRAL
ALL GAMES	8-10	5-4	3-6	0-0
CONFERENCE	8-10	5-4	3-6	0-0
NON-CONFERENCE	0-0	0-0	0-0	0-0

##	Player	gp-gs	min	avg	Total		3-Point		F-Throw		Rebounds				pf	dq	a	to	blk	stl	pts	avg			
					fg-fga	fg%	3fg-fga	3fg%	ft-fa	ft%	off	def	tot	avg											
02	Lewis Jr., Kira	18-18	582	32.3	80-195	.410	29-83	.349	48-63	.762	4	43	47	2.6	24	0	47	42	4	12	237	13.2			
23	Petty, John	18-6	508	28.2	67-153	.438	33-87	.379	28-41	.683	15	59	74	4.1	20	0	32	37	10	10	195	10.8			
00	Hall, Donta	18-18	493	27.4	73-113	.646	1-1	1.000	38-57	.667	44	116	160	8.9	39	0	9	16	23	9	185	10.3			
34	Mack, Tevin	18-18	385	21.4	59-144	.410	27-77	.351	13-26	.500	14	52	66	3.7	32	0	16	28	10	7	158	8.8			
12	Ingram, Dazon	17-17	382	22.5	35-88	.398	10-30	.333	34-49	.694	13	42	55	3.2	42	0	43	35	1	10	114	6.7			
01	Norris, Riley	18-0	375	20.8	35-91	.385	20-62	.323	28-36	.778	18	49	67	3.7	38	2	10	11	2	10	118	6.6			
10	Jones, Herbert	18-13	361	20.1	42-91	.462	2-8	.250	22-43	.512	18	36	54	3.0	49	1	38	33	8	16	108	6.0			
03	Reese, Alex	12-0	139	11.6	16-44	.364	8-22	.364	12-16	.750	10	18	28	2.3	13	0	4	10	9	0	52	4.3			
30	Smith, Galin	14-0	129	9.2	18-35	.514	0-0	.000	7-17	.412	14	10	24	1.7	20	0	0	13	3	3	43	3.1			
05	Johnson Jr, Avery	16-0	146	9.1	12-39	.308	4-17	.235	8-8	1.000	2	8	10	0.6	10	0	7	5	0	2	36	2.3			
04	Giddens, Daniel	10-0	89	8.9	8-21	.381	0-1	.000	4-11	.364	5	9	14	1.4	15	0	4	6	7	0	20	2.0			
21	Johnson, Britton	3-0	1	0.3	0-0	.000	0-0	.000	0-0	.000	0	1	1	0.3	0	0	0	0	1	0	0	0.0			
15	Barnes, Tyler	1-0	1	1.0	0-1	.000	0-0	.000	0-0	.000	0	0	0	0.0	0	0	0	0	1	0	0	0.0			
24	Schaffer, Lawson	6-0	9	1.5	0-6	.000	0-4	.000	0-0	.000	0	1	1	0.2	2	0	0	0	0	1	0	0.0			
Team											28	30	58												7
Total.....		18	3600		445-1021	.436	134-392	.342	242-367	.659	185	474	659	36.6	304	3	210	243	79	80	1266	70.3			
Opponents.....		18	3600		470-1081	.435	111-347	.320	243-337	.721	189	452	641	35.6	321	-	209	206	75	121	1294	71.9			

TEAM STATISTICS	UA	OPP	Date	Opponent	Score	Att.
SCORING	1266	1294	* 1/5/19	KENTUCKY	w 77-75	12424
Points per game	70.3	71.9	* 1/8/19	at LSU	L 79-88	9718
Scoring margin	-1.6	-	* 1/12/19	TEXAS A&M	L 80-81	12288
FIELD GOALS-ATT	445-1021	470-1081	* 1/16/19	at Mizzou	w 70-60	8530
Field goal pct	.436	.435	* 1/19/19	at Tennessee	L 68-71	21957
3 POINT FG-ATT	134-392	111-347	* 1/22/19	OLE MISS	w 74-53	10710
3-point FG pct	.342	.320	* 1/29/19	MISSISSIPPI STATE	w 83-79	11632
3-pt FG made per game	7.4	6.2	* 2/2/19	at Auburn	L 63-84	9121
FREE THROWS-ATT	242-367	243-337	* 2/6/19	GEORGIA	w 89-74	10541
Free throw pct	.659	.721	* 2/9/19	at Vanderbilt	w 77-67	10539
F-Throws made per game	13.4	13.5	* 2/12/19	at Mississippi State	L 62-81	8022
REBOUNDS	659	641	* 2/16/19	FLORIDA	L 53-71	12148
Rebounds per game	36.6	35.6	* 2/19/19	at Texas A&M	L 56-65	5459
Rebounding margin	+1.0	-	* 2/23/19	VANDERBILT	w 68-61	11020
ASSISTS	210	209	* 2/26/19	at South Carolina	w 68-62	11164
Assists per game	11.7	11.6	* 3/2/19	LSU	L 69-74	11570
TURNOVERS	243	206	* 3/5/19	AUBURN	L 60-66	11865
Turnovers per game	13.5	11.4	* 03/09/19	at Arkansas	L 70-82	16253
Turnover margin	-2.1	-	* = Conference game			
Assist/turnover ratio	0.9	1.0				
STEALS	80	121				
Steals per game	4.4	6.7				
BLOCKS	79	75				
Blocks per game	4.4	4.2				
ATTENDANCE	104198	100763				
Home games-Avg/Game	9-11578	9-11196				
Neutral site-Avg/Game	-	0-0				

Score by Periods	1st	2nd	Totals
Alabama	608	658	1266
Opponents	592	702	1294

2018-19 TEAM STATS



2018-19 Alabama Basketball
Alabama Overall Team Statistics (as of Mar 15, 2019)
All games



TEAM STATISTICS	UA	OPP
SCORING	2314	2280
Points per game	72.3	71.2
Scoring margin	+1.1	-
FIELD GOALS-ATT	810-1820	832-1908
Field goal pct	.445	.436
3 POINT FG-ATT	227-670	205-626
3-point FG pct	.339	.327
3-pt FG made per game	7.1	6.4
FREE THROWS-ATT	467-703	411-579
Free throw pct	.664	.710
F-Throws made per game	14.6	12.8
REBOUNDS	1208	1094
Rebounds per game	37.8	34.2
Rebounding margin	+3.6	-
ASSISTS	393	359
Assists per game	12.3	11.2
TURNOVERS	438	380
Turnovers per game	13.7	11.9
Turnover margin	-1.8	-
Assist/turnover ratio	0.9	0.9
STEALS	145	201
Steals per game	4.5	6.3
BLOCKS	151	131
Blocks per game	4.7	4.1
WINNING STREAK	1	-
Home win streak	0	-
ATTENDANCE	161495	133552
Home games-Avg/Game	15-10766	13-9193
Neutral site-Avg/Game	-	4-3511

Score by Periods	1st	2nd	Totals
Alabama	1110	1204	2314
Opponents	1029	1251	2280

2018-19 POINTS-REBOUNDS-ASSISTS



2018-19 Alabama Basketball
Alabama Points-Rebounds-Assists (as of Mar 15, 2019)
All games



Opponent	Date	Score	00		01		02		03		04		05		10	
			HALL,DONTA	NORRIS,RIL	LEWIS JR.,	REESE,ALEX	GIDDENS,DA	JOHNSON JR	JONES,HERB							
SOUTHERN	11/6/18	82-62	w	20-5-1	DNP	6-2-7	8-1-1	2-6-0	1-5-3	8-9-1						
APPALACHIAN STATE	11/11/18	81-73	w	12-12-0	DNP	21-4-1	5-3-0	4-5-0	2-0-0	10-4-4						
vs Northeastern	11/15/18	52-68	L	0-3-2	DNP	7-0-1	0-0-1	0-0-1	2-2-0	8-3-0						
vs Ball State	11/16/18	79-61	w	12-12-1	DNP	8-2-3	0-1-0	DNP	0-0-2	13-3-3						
vs Wichita State	11/18/18	90-86	w	2-1-1	DNP	24-4-2	19-2-1	DNP	0-2-1	13-6-1						
MURRAY STATE	11/26/18	78-72	w	2-6-0	DNP	20-2-3	9-0-1	DNP	4-0-1	7-8-4						
at UCF	11/29/18	64-70	L	11-9-0	DNP	14-2-2	14-3-2	1-1-1	2-0-1	7-6-1						
GEORGIA STATE	12/4/18	80-83	L	11-11-2	4-1-0	19-3-1	9-4-0	DNP	0-0-1	1-5-2						
ARIZONA	12/9/18	76-73	w	13-9-0	DNP	20-2-1	15-8-3	DNP	2-2-1	0-1-1						
vs Liberty	12/18/18	84-75	w	21-5-1	1-4-0	17-3-4	7-3-0	DNP	2-1-0	8-3-2						
PENN STATE	12/21/18	73-64	w	17-11-1	7-0-0	7-1-4	2-1-0	DNP	0-2-0	8-4-2						
at SFA	12/30/18	79-69	w	12-14-0	14-6-0	17-2-8	0-0-0	DNP	2-0-2	5-2-1						
KENTUCKY	1/5/19	77-75	w	11-10-0	0-2-0	12-2-3	5-4-0	DNP	0-1-0	10-8-6						
at LSU	1/8/19	79-88	L	7-6-0	8-3-1	15-2-1	12-4-1	6-0-0	2-0-0	10-5-5						
TEXAS A&M	1/12/19	80-81	L	14-16-0	7-4-1	14-0-3	4-1-1	0-1-0	2-0-1	1-2-1						
at Mizzou	1/16/19	70-60	w	12-11-1	3-0-0	9-2-1	7-5-0	DNP	14-3-0	4-1-2						
at Tennessee	1/19/19	68-71	L	16-12-0	3-3-1	12-2-1	2-3-0	DNP	0-1-1	2-4-2						
OLE MISS	1/22/19	74-53	w	11-10-0	7-1-2	7-2-1	3-1-0	DNP	0-1-0	8-8-2						
at Baylor	1/26/19	68-73	L	11-7-0	16-2-2	15-5-6	2-3-0	DNP	0-1-1	0-3-3						
MISSISSIPPI STATE	1/29/19	83-79	w	19-7-2	11-5-1	9-3-3	1-2-0	DNP	2-2-0	8-2-2						
at Auburn	2/2/19	63-84	L	8-10-0	5-4-2	13-1-1	7-1-0	DNP	2-1-2	2-0-0						
GEORGIA	2/6/19	89-74	w	3-8-0	2-3-1	24-4-7	0-1-0	4-1-0	0-0-0	6-3-0						
at Vanderbilt	2/9/19	77-67	w	7-4-1	15-12-0	18-2-4	DNP	3-2-1	0-0-0	9-4-0						
at Mississippi State	2/12/19	62-81	L	11-7-2	3-1-0	17-5-2	2-1-0	0-0-0	0-0-0	4-1-3						
FLORIDA	2/16/19	53-71	L	10-7-0	0-2-0	14-2-2	0-0-0	DNP	5-0-0	3-0-1						
at Texas A&M	2/19/19	56-65	L	6-5-1	9-5-0	5-3-4	DNP	3-2-1	2-0-2	4-1-2						
VANDERBILT	2/23/19	68-61	w	14-11-1	9-3-0	19-1-2	DNP	0-1-0	DNP	5-3-0						
at South Carolina	2/26/19	68-62	w	15-10-0	11-3-1	17-5-3	DNP	4-2-1	DNP	3-4-3						
LSU	3/2/19	69-74	L	14-10-0	13-9-0	7-4-4	DNP	0-3-0	0-0-0	11-3-5						
AUBURN	3/5/19	60-66	L	4-8-0	7-2-0	13-4-3	DNP	0-2-1	2-1-0	11-3-3						
at Arkansas	03/09/19	70-82	L	3-8-1	5-5-0	12-3-2	9-5-2	DNP	5-0-1	7-2-1						
at Ole Miss	3/14/19	62-57	w	7-15-0	2-9-5	13-1-3	2-1-0	DNP	0-0-0	0-2-2						

Opponent	Date	Score	12		15		21		23		24		30		34	
			INGRAM,DAZ	BARNES,TYL	JOHNSON,BR	PETTY,JOHN	SCHAFFER,L	SMITH,GALI	MACK,TEVIN							
SOUTHERN	11/6/18	82-62	w	DNP	0-0-0	0-0-0	17-4-2	0-0-0	10-4-0	10-6-2						
APPALACHIAN STATE	11/11/18	81-73	w	8-8-0	DNP	DNP	13-4-1	DNP	4-2-0	2-2-1						
vs Northeastern	11/15/18	52-68	L	9-5-2	DNP	DNP	17-5-2	DNP	2-3-0	7-3-1						
vs Ball State	11/16/18	79-61	w	11-2-5	0-0-0	0-0-0	7-3-7	0-0-0	8-5-0	20-2-1						
vs Wichita State	11/18/18	90-86	w	8-4-5	DNP	DNP	13-5-2	DNP	6-1-0	5-4-1						
MURRAY STATE	11/26/18	78-72	w	9-4-2	DNP	DNP	16-7-0	DNP	4-3-1	7-4-0						
at UCF	11/29/18	64-70	L	5-6-4	DNP	DNP	5-8-1	DNP	1-1-0	4-3-2						
GEORGIA STATE	12/4/18	80-83	L	17-8-2	DNP	DNP	6-4-2	DNP	1-3-0	12-1-0						
ARIZONA	12/9/18	76-73	w	2-2-0	DNP	DNP	4-6-4	DNP	8-3-1	12-6-0						
vs Liberty	12/18/18	84-75	w	7-2-1	DNP	DNP	16-3-1	DNP	0-3-0	5-1-2						
PENN STATE	12/21/18	73-64	w	6-4-4	DNP	DNP	13-5-0	DNP	2-0-0	11-4-0						
at SFA	12/30/18	79-69	w	8-8-3	DNP	DNP	6-8-0	DNP	3-2-0	12-2-1						
KENTUCKY	1/5/19	77-75	w	11-4-4	DNP	DNP	6-1-0	DNP	0-2-0	22-5-1						
at LSU	1/8/19	79-88	L	2-2-3	DNP	DNP	9-8-3	DNP	2-1-0	6-2-0						
TEXAS A&M	1/12/19	80-81	L	6-4-3	DNP	DNP	22-4-1	DNP	DNP	10-9-2						
at Mizzou	1/16/19	70-60	w	9-2-3	DNP	DNP	5-3-1	DNP	4-2-0	3-4-1						
at Tennessee	1/19/19	68-71	L	3-4-5	DNP	DNP	30-1-2	DNP	0-5-0	0-1-1						
OLE MISS	1/22/19	74-53	w	9-5-1	0-0-0	0-1-0	15-1-1	0-1-0	10-3-0	4-4-1						
at Baylor	1/26/19	68-73	L	5-3-2	DNP	DNP	2-1-2	DNP	2-2-0	15-2-1						
MISSISSIPPI STATE	1/29/19	83-79	w	7-2-1	DNP	DNP	13-3-1	DNP	7-3-0	6-8-1						
at Auburn	2/2/19	63-84	L	3-2-4	DNP	DNP	18-4-3	DNP	2-0-0	3-3-0						
GEORGIA	2/6/19	89-74	w	11-3-3	DNP	0-0-0	8-5-0	0-0-0	6-2-0	25-6-2						
at Vanderbilt	2/9/19	77-67	w	12-4-1	DNP	DNP	8-1-3	0-0-0	DNP	5-4-1						
at Mississippi State	2/12/19	62-81	L	12-3-2	DNP	0-0-0	0-2-3	0-0-0	0-0-0	13-5-2						
FLORIDA	2/16/19	53-71	L	2-1-2	DNP	DNP	10-2-1	0-0-0	5-2-0	4-4-0						
at Texas A&M	2/19/19	56-65	L	6-4-2	DNP	DNP	7-6-2	DNP	DNP	14-2-1						
VANDERBILT	2/23/19	68-61	w	13-10-6	DNP	DNP	0-6-3	DNP	DNP	8-1-2						
at South Carolina	2/26/19	68-62	w	2-3-2	DNP	DNP	5-10-3	DNP	0-0-0	11-1-0						
LSU	3/2/19	69-74	L	1-1-0	DNP	DNP	23-4-2	DNP	0-2-0	0-3-0						
AUBURN	3/5/19	60-66	L	5-1-1	DNP	DNP	8-9-1	DNP	0-0-0	10-2-1						
at Arkansas	03/09/19	70-82	L	DNP	DNP	DNP	8-4-2	0-0-0	7-2-0	14-2-0						
at Ole Miss	3/14/19	62-57	w	4-1-1	DNP	DNP	2-1-0	DNP	11-7-1	21-6-0						

2018-19 TEAM GAME-BY-GAME



2018-19 Alabama Basketball
Alabama Team Game-by-Game (as of Mar 15, 2019)
All games



TEAM STATISTICS

Opponent	Date	Score	W/L	Total		3-Pointers		Free throws		Rebounds				pf	a	t/o	blk	stl	pts	avg
				fg-fga	pct	3fg-fga	pct	ft-fa	pct	off	def	tot	avg							
SOUTHERN	11/6/18	82-62	W	27-55	.491	9-24	.375	19-28	.679	16	29	45	45.0	24	17	20	6	3	82	82.0
APPALACHIAN STATE	11/11/18	81-73	W	25-65	.385	5-16	.313	26-43	.605	21	24	45	45.0	23	7	10	4	9	81	81.5
vs Northeastern	11/15/18	52-68	L	19-51	.373	3-19	.158	11-15	.733	8	19	27	39.0	16	10	9	2	3	52	71.7
vs Ball State	11/16/18	79-61	W	33-65	.508	7-19	.368	6-9	.667	10	25	35	38.0	22	22	14	5	4	79	73.5
vs Wichita State	11/18/18	90-86	W	25-49	.510	9-19	.474	31-33	.939	8	24	32	36.8	19	14	12	1	1	90	76.8
MURRAY STATE	11/26/18	78-72	W	25-56	.446	5-18	.278	23-30	.767	15	25	40	37.3	16	12	21	10	7	78	77.0
at UCF	11/29/18	64-70	L	25-66	.379	5-24	.208	9-14	.643	19	27	46	38.6	24	14	14	5	3	64	75.1
GEORGIA STATE	12/4/18	80-83	L	26-56	.464	10-28	.357	18-31	.581	8	33	41	38.9	18	10	10	8	5	80	75.8
ARIZONA	12/9/18	76-73	W	26-56	.464	8-19	.421	16-28	.571	11	29	40	39.0	14	11	15	4	5	76	75.8
vs Liberty	12/18/18	84-75	W	26-50	.520	7-17	.412	25-39	.641	7	25	32	38.3	17	11	11	6	8	84	76.6
PENN STATE	12/21/18	73-64	W	28-53	.528	4-10	.400	13-21	.619	6	32	38	38.3	11	11	12	7	4	73	76.3
at SFA	12/30/18	79-69	W	27-61	.443	11-31	.355	14-20	.700	17	30	47	39.0	13	15	18	4	3	79	76.5
KENTUCKY	1/5/19	77-75	W	27-59	.458	10-23	.435	13-17	.765	7	33	40	39.1	16	14	17	4	2	77	76.5
at LSU	1/8/19	79-88	L	25-62	.403	7-24	.292	22-26	.846	16	20	36	38.9	20	14	15	2	6	79	76.7
TEXAS A&M	1/12/19	80-81	L	26-62	.419	10-27	.370	18-29	.621	13	32	45	39.3	25	13	8	7	1	80	76.9
at Mizzou	1/16/19	70-60	W	26-55	.473	6-18	.333	12-15	.800	9	28	37	39.1	15	9	10	3	2	70	76.5
at Tennessee	1/19/19	68-71	L	25-59	.424	10-26	.385	8-18	.444	12	29	41	39.2	20	13	13	4	3	68	76.0
OLE MISS	1/22/19	74-53	W	25-65	.385	7-22	.318	17-22	.773	20	24	44	39.5	16	8	9	9	9	74	75.9
at Baylor	1/26/19	68-73	L	29-57	.509	5-17	.294	5-7	.714	9	22	31	39.1	15	17	13	7	3	68	75.5
MISSISSIPPI STATE	1/29/19	83-79	W	30-61	.492	1-15	.067	22-36	.611	12	27	39	39.0	19	11	11	9	7	83	75.8
at Auburn	2/2/19	63-84	L	21-47	.447	8-19	.421	13-18	.722	8	21	29	38.6	16	12	21	3	4	63	75.2
GEORGIA	2/6/19	89-74	W	33-58	.569	7-18	.389	16-24	.667	7	30	37	38.5	14	13	12	3	6	89	75.9
at Vanderbilt	2/9/19	77-67	W	24-59	.407	12-24	.500	17-21	.810	11	31	42	38.7	19	11	13	5	4	77	75.9
at Mississippi State	2/12/19	62-81	L	22-51	.431	7-24	.292	11-12	.917	8	18	26	38.1	16	14	18	5	3	62	75.3
FLORIDA	2/16/19	53-71	L	19-43	.442	5-19	.263	10-22	.455	5	18	23	37.5	12	6	11	4	4	53	74.4
at Texas A&M	2/19/19	56-65	L	23-57	.404	6-23	.261	4-7	.571	7	24	31	37.3	13	15	13	3	4	56	73.7
VANDERBILT	2/23/19	68-61	W	24-57	.421	9-24	.375	11-19	.579	9	27	36	37.2	15	14	10	4	10	68	73.5
at South Carolina	2/26/19	68-62	W	24-56	.429	6-17	.353	14-22	.636	9	34	43	37.4	18	13	15	3	3	68	73.3
LSU	3/2/19	69-74	L	24-64	.375	8-26	.308	13-23	.565	12	28	40	37.5	20	11	13	3	1	69	73.2
AUBURN	3/5/19	60-66	L	22-49	.449	5-19	.263	11-16	.688	8	26	34	37.4	16	10	19	5	7	60	72.7
at Arkansas	03/09/19	70-82	L	25-57	.439	10-24	.417	10-20	.500	12	24	36	37.4	14	9	15	3	4	70	72.6
at Ole Miss	3/14/19	62-57	W	24-59	.407	5-17	.294	9-18	.500	17	33	50	37.8	9	12	16	3	7	62	72.3
Alabama		2314		810-1820	.445	227-670	.339	467-703	.664	357	851	1208	37.8	545	393	438	151	145	2314	72.3
Opponents		2280		832-1908	.436	205-626	.327	411-579	.710	317	777	1094	34.2	609	359	380	131	201	2280	71.2

Games played: 32
Points/game: 72.3
FG Pct: 44.5
3FG Pct: 33.9
FT Pct: 66.4

Rebounds/game: 37.8
Assists/game: 12.3
Turnovers/game: 13.7
Assist/turnover ratio: 0.9
Steals/game: 4.5
Blocks/game: 4.7

2018-19 OPPONENT GAME-BY-GAME



2018-19 Alabama Basketball
Alabama Opponent Game-by-Game (as of Mar 15, 2019)
All games



OPPONENT STATISTICS

Opponent	Date	Score		Total		3-Pointers		Free throws		Rebounds				pf	a	t/o	blk	stl	pts	avg
				fg-fga	pct	3fg-fga	pct	ft-fa	pct	off	def	tot	avg							
SOUTHERN	11/6/18	82-62	W	21-55	.382	3-17	.176	17-30	.567	11	20	31	31.0	28	8	15	2	7	62	62.0
APPALACHIAN STATE	11/11/18	81-73	W	25-51	.490	9-15	.600	14-25	.560	11	28	39	35.0	29	7	22	1	4	73	67.5
vs Northeastern	11/15/18	52-68	L	22-42	.524	9-17	.529	15-17	.882	2	23	25	31.7	17	14	13	1	7	68	67.7
vs Ball State	11/16/18	79-61	W	22-49	.449	3-12	.250	14-22	.636	6	25	31	31.5	18	11	15	8	5	61	66.0
vs Wichita State	11/18/18	90-86	W	29-62	.468	6-23	.261	22-27	.815	11	17	28	30.8	25	9	7	3	6	86	70.0
MURRAY STATE	11/26/18	78-72	W	29-64	.453	5-18	.278	9-12	.750	12	20	32	31.0	22	10	18	5	7	72	70.3
at UCF	11/29/18	64-70	L	21-45	.467	5-15	.333	23-36	.639	4	25	29	30.7	14	12	9	6	5	70	70.3
GEORGIA STATE	12/4/18	80-83	L	30-66	.455	8-23	.348	15-20	.750	7	30	37	31.5	23	10	10	1	6	83	71.9
ARIZONA	12/9/18	76-73	W	29-70	.414	9-24	.375	6-9	.667	13	25	38	32.2	19	10	11	4	6	73	72.0
vs Liberty	12/18/18	84-75	W	25-57	.439	11-23	.478	14-17	.824	8	25	33	32.3	27	11	15	3	2	75	72.3
PENN STATE	12/21/18	73-64	W	26-68	.382	7-25	.280	5-5	1.000	10	24	34	32.5	20	16	10	6	8	64	71.5
at SFA	12/30/18	79-69	W	29-68	.426	6-19	.316	5-8	.625	11	20	31	32.3	18	7	12	5	6	69	71.3
KENTUCKY	1/5/19	77-75	W	28-65	.431	5-18	.278	14-17	.824	6	26	32	32.3	15	14	11	1	7	75	71.6
at LSU	1/8/19	79-88	L	28-57	.491	10-15	.667	22-27	.815	12	23	35	32.5	19	15	16	8	8	88	72.8
TEXAS A&M	1/12/19	80-81	L	28-64	.438	3-19	.158	22-30	.733	10	28	38	32.9	21	8	3	6	2	81	73.3
at Mizzou	1/16/19	70-60	W	24-57	.421	7-20	.350	5-10	.500	8	21	29	32.6	17	10	11	0	1	60	72.5
at Tennessee	1/19/19	68-71	L	28-64	.438	3-12	.250	12-16	.750	11	25	36	32.8	18	16	9	7	6	71	72.4
OLE MISS	1/22/19	74-53	W	20-50	.400	6-20	.300	7-14	.500	10	22	32	32.8	20	6	16	4	1	53	71.3
at Baylor	1/26/19	68-73	L	30-67	.448	6-22	.273	7-10	.700	16	19	35	32.9	11	14	8	5	6	73	71.4
MISSISSIPPI STATE	1/29/19	83-79	W	32-71	.451	3-19	.158	12-22	.545	19	24	43	33.4	25	10	13	6	8	79	71.8
at Auburn	2/2/19	63-84	L	30-58	.517	13-22	.591	11-14	.786	8	23	31	33.3	18	15	13	3	13	84	72.4
GEORGIA	2/6/19	89-74	W	29-71	.408	6-25	.240	10-16	.625	15	23	38	33.5	20	15	13	4	3	74	72.5
at Vanderbilt	2/9/19	77-67	W	21-52	.404	8-22	.364	17-28	.607	5	26	31	33.4	17	10	11	5	6	67	72.2
at Mississippi State	2/12/19	62-81	L	29-59	.492	7-15	.467	16-20	.800	14	21	35	33.5	12	13	12	6	15	81	72.6
FLORIDA	2/16/19	53-71	L	27-50	.540	6-19	.316	11-14	.786	5	26	31	33.4	20	11	9	2	6	71	72.5
at Texas A&M	2/19/19	56-65	L	22-54	.407	6-23	.261	15-16	.938	9	29	38	33.5	12	10	13	3	4	65	72.2
VANDERBILT	2/23/19	68-61	W	23-53	.434	4-17	.235	11-16	.688	7	29	36	33.6	16	13	17	2	3	61	71.8
at South Carolina	2/26/19	68-62	W	20-65	.308	4-19	.211	18-23	.783	11	26	37	33.8	21	9	8	6	7	62	71.5
LSU	3/2/19	69-74	L	28-66	.424	4-17	.235	14-22	.636	14	34	48	34.2	23	11	11	3	9	74	71.6
AUBURN	3/5/19	60-66	L	24-60	.400	7-25	.280	11-14	.786	12	23	35	34.3	13	8	12	3	11	66	71.4
at Arkansas	03/09/19	70-82	L	29-65	.446	9-20	.450	15-18	.833	13	23	36	34.3	14	15	8	6	11	82	71.7
at Ole Miss	3/14/19	62-57	W	24-63	.381	7-26	.269	2-4	.500	6	24	30	34.2	17	11	9	6	5	57	71.2
Opponents		2280		832-1908	.436	205-626	.327	411-579	.710	317	777	1094	34.2	609	359	380	131	201	2280	71.2
Alabama		2314		810-1820	.445	227-670	.339	467-703	.664	357	851	1208	37.8	545	393	438	151	145	2314	72.3

Games played: 32
Points/game: 71.2
FG Pct: 43.6
3FG Pct: 32.7
FT Pct: 71.0

Rebounds/game: 34.2
Assists/game: 11.2
Turnovers/game: 11.9
Assist/turnover ratio: 0.9
Steals/game: 6.3
Blocks/game: 4.1

2018-19 COMPARISON



2018-19 Alabama Basketball
Alabama Team Game-by-Game Comparison (as of Mar 15, 2019)
All games



Opponent	1st	2nd	Score	Mar	Total FG	FG Pct	3-Pointers	3FG Pct	Free Throws	FT Pct	Rebounds	Assist	T/Over	Block	Steal	Fouls
SOUTHERN	45/27	37/35	82-62	+20	27-55/21-55	.491/.382	9-24/3-17	.375/.176	19-28/17-30	.679/.567	45/31 +14	17/8	20/15	6/2	3/7	24/28
APPALACHIAN STATE	38/35	43/38	81-73	+8	25-65/25-51	.385/.490	5-16/9-15	.313/.600	26-43/14-25	.605/.560	45/39 +6	7/7	10/22	4/1	9/4	23/29
Northeastern	22/33	30/35	52-68	(16)	19-51/22-42	.373/.524	3-19/9-17	.158/.529	11-15/15-17	.733/.882	27/25 +2	10/14	9/13	2/1	3/7	16/17
Ball State	34/21	45/40	79-61	+18	33-65/22-49	.508/.449	7-19/3-12	.368/.250	6-9/14-22	.667/.636	35/31 +4	22/11	14/15	5/8	4/5	22/18
Wichita State	46/34	44/52	90-86	+4	25-49/29-62	.510/.468	9-19/6-23	.474/.261	31-33/22-27	.939/.815	32/28 +4	14/9	12/7	1/3	1/6	19/25
MURRAY STATE	39/29	39/43	78-72	+6	25-56/29-64	.446/.453	5-18/5-18	.278/.278	23-30/9-12	.767/.750	40/32 +8	12/10	21/18	10/5	7/7	16/22
UCF	25/29	39/41	64-70	(6)	25-66/21-45	.379/.467	5-24/5-15	.208/.333	9-14/23-36	.643/.639	46/29 +17	14/12	14/9	5/6	3/5	24/14
GEORGIA STATE	52/31	28/52	80-83	(3)	26-56/30-66	.464/.455	10-28/8-23	.357/.348	18-31/15-20	.581/.750	41/37 +4	10/10	10/10	8/1	5/6	18/23
ARIZONA	39/30	37/43	76-73	+3	26-56/29-70	.464/.414	8-19/6-24	.421/.375	16-28/6-9	.571/.667	40/38 +2	11/10	15/11	4/4	5/6	14/19
Liberty	34/33	50/42	84-75	+9	26-50/25-57	.520/.439	7-17/11-23	.412/.478	25-39/14-17	.641/.824	32/33 (1)	11/11	11/15	6/3	8/2	17/27
PENN STATE	33/27	40/37	73-64	+9	28-53/26-68	.528/.382	4-10/7-25	.400/.280	13-21/5-5	.619/1000	38/34 +4	11/16	12/10	7/6	4/8	11/20
SFA	41/34	38/35	79-69	+10	27-61/29-68	.443/.426	11-31/6-19	.355/.316	14-20/5-8	.700/.625	47/31 +16	15/7	18/12	4/5	3/6	13/18
KENTUCKY	38/40	39/35	77-75	+2	27-59/28-65	.458/.431	10-23/5-18	.435/.278	13-17/14-17	.765/.824	40/32 +8	14/14	17/11	4/1	2/7	16/15
LSU	28/43	51/45	79-88	(9)	25-62/28-57	.403/.491	7-24/10-15	.292/.667	22-26/22-27	.846/.815	36/35 +1	14/15	15/16	2/8	6/8	20/19
TEXAS A&M	43/32	37/49	80-81	(1)	26-62/28-64	.419/.438	10-27/3-19	.370/.158	18-29/22-30	.621/.733	45/38 +7	13/8	8/3	7/6	1/2	25/21
Mizzou	32/26	38/34	70-60	+10	26-55/24-57	.473/.421	6-18/7-20	.333/.350	12-15/5-10	.800/.500	37/29 +8	9/10	10/11	3/0	2/1	15/17
Tennessee	32/44	36/27	68-71	(3)	25-59/28-64	.424/.438	10-26/3-12	.385/.250	8-18/12-16	.444/.750	41/36 +5	13/16	13/9	4/7	3/6	20/18
OLE MISS	42/26	32/27	74-53	+21	25-65/20-50	.385/.400	7-22/6-20	.318/.300	17-22/7-14	.773/.500	44/32 +12	8/6	9/16	9/4	9/1	16/20
Baylor	30/36	38/37	68-73	(5)	29-57/30-67	.509/.448	5-17/6-22	.294/.273	5-7/7-10	.714/.700	31/35 (4)	17/14	13/8	7/5	3/6	15/11
MISSISSIPPI STATE	41/29	42/50	83-79	+4	30-61/32-71	.492/.451	1-15/3-19	.067/.158	22-36/12-22	.611/.545	39/43 (4)	11/10	11/13	9/6	7/8	19/25
Auburn	28/48	35/36	63-84	(21)	21-47/30-58	.447/.517	8-19/13-22	.421/.591	13-18/11-14	.722/.786	29/31 (2)	12/15	21/13	3/3	4/13	16/18
GEORGIA	41/38	48/36	89-74	+15	33-58/29-71	.569/.408	7-18/6-25	.389/.240	16-24/10-16	.667/.625	37/38 (1)	13/15	12/13	3/4	6/3	14/20
Vanderbilt	38/31	39/36	77-67	+10	24-59/21-52	.407/.404	12-24/8-22	.500/.364	17-21/17-28	.810/.607	42/31 +11	11/10	13/11	5/5	4/6	19/17
Mississippi State	30/43	32/38	62-81	(19)	22-51/29-59	.431/.492	7-24/7-15	.292/.467	11-12/16-20	.917/.800	26/35 (9)	14/13	18/12	5/6	3/15	16/12
FLORIDA	26/35	27/36	53-71	(18)	19-43/27-50	.442/.540	5-19/6-19	.263/.316	10-22/11-14	.455/.786	23/31 (8)	6/11	11/9	4/2	4/6	12/20
Texas A&M	30/24	26/41	56-65	(9)	23-57/22-54	.404/.407	6-23/6-23	.261/.261	4-7/15-16	.571/.938	31/38 (7)	15/10	13/13	3/3	4/4	13/12
VANDERBILT	35/20	33/41	68-61	+7	24-57/23-53	.421/.434	9-24/4-17	.375/.235	11-19/11-16	.579/.688	36/36 -	14/13	10/17	4/2	10/3	15/16
South Carolina	31/25	37/37	68-62	+6	24-56/20-65	.429/.308	6-17/4-19	.353/.211	14-22/18-23	.636/.783	43/37 +6	13/9	15/8	3/6	3/7	18/21
LSU	28/29	41/45	69-74	(5)	24-64/28-66	.375/.424	8-26/4-17	.308/.235	13-23/14-22	.565/.636	40/48 (8)	11/11	13/11	3/3	1/9	20/23
AUBURN	34/23	26/43	60-66	(6)	22-49/24-60	.449/.400	5-19/7-25	.263/.280	11-16/11-14	.688/.786	34/35 (1)	10/8	19/12	5/3	7/11	16/13
Arkansas	31/36	39/46	70-82	(12)	25-57/29-65	.439/.446	10-24/9-20	.417/.450	10-20/15-18	.500/.833	36/36 -	9/15	15/8	3/6	4/11	14/14
Ole Miss	24/38	38/19	62-57	+5	24-59/24-63	.407/.381	5-17/7-26	.294/.269	9-18/2-4	.500/.500	50/30 +20	12/11	16/9	3/6	7/5	9/17

Note: Game totals are displayed in the format TEAM/OPPONENT for each category

2018-19 TEAM HIGHS/LOWS



2018-19 Alabama Basketball
Alabama Team High/Low Analysis (as of Mar 15, 2019)
All games

**Alabama - TEAM GAME HIGHS**

POINTS	90	vs Wichita State (11/18/18)
	89	GEORGIA (2/6/19)
	84	vs Liberty (12/18/18)
	83	MISSISSIPPI STATE (1/29/19)
	82	SOUTHERN (11/6/18)
FIELD GOALS MADE	33	GEORGIA (2/6/19)
	33	vs Ball State (11/16/18)
FIELD GOAL ATTEMPTS	66	at UCF (11/29/18)
	65	OLE MISS (1/22/19)
	65	vs Ball State (11/16/18)
	65	APPALACHIAN STATE (11/11/18)
FIELD GOAL PERCENTAGE	.569 (33-58)	GEORGIA (2/6/19)
	.528 (28-53)	PENN STATE (12/21/18)
3 PT FIELD GOALS MADE	12	at Vanderbilt (2/9/19)
	11	at SFA (12/30/18)
3 PT FG ATTEMPTS	31	at SFA (12/30/18)
	28	GEORGIA STATE (12/4/18)
3 PT FG PERCENTAGE	.500 (12-24)	at Vanderbilt (2/9/19)
	.474 (9-19)	vs Wichita State (11/18/18)
FREE THROWS MADE	31	vs Wichita State (11/18/18)
	26	APPALACHIAN STATE (11/11/18)
FREE THROW ATTEMPTS	43	APPALACHIAN STATE (11/11/18)
	39	vs Liberty (12/18/18)
FREE THROW PERCENTAGE	.939 (31-33)	vs Wichita State (11/18/18)
	.917 (11-12)	at Mississippi State (2/12/19)
REBOUNDS	50	at Ole Miss (3/14/19)
	47	at SFA (12/30/18)
ASSISTS	22	vs Ball State (11/16/18)
	17	at Baylor (1/26/19)
	17	SOUTHERN (11/6/18)
STEALS	10	VANDERBILT (2/23/19)
	9	OLE MISS (1/22/19)
	9	APPALACHIAN STATE (11/11/18)
BLOCKED SHOTS	10	MURRAY STATE (11/26/18)
	9	MISSISSIPPI STATE (1/29/19)
	9	OLE MISS (1/22/19)
TURNOVERS	21	at Auburn (2/2/19)
	21	MURRAY STATE (11/26/18)
FOULS	25	TEXAS A&M (1/12/19)
	24	at UCF (11/29/18)
	24	SOUTHERN (11/6/18)

2018-19 TEAM HIGHS/LOWS



2018-19 Alabama Basketball
Alabama High/Low Analysis (as of Mar 15, 2019)
All games

**Opponent - GAME HIGHS**

POINTS	88	at LSU (1/8/19)
	86	vs Wichita State (11/18/18)
	84	at Auburn (2/2/19)
	83	GEORGIA STATE (12/4/18)
	82	at Arkansas (03/09/19)
FIELD GOALS MADE	32	MISSISSIPPI STATE (1/29/19)
	30	at Auburn (2/2/19)
	30	at Baylor (1/26/19)
	30	GEORGIA STATE (12/4/18)
FIELD GOAL ATTEMPTS	71	GEORGIA (2/6/19)
	71	MISSISSIPPI STATE (1/29/19)
FIELD GOAL PERCENTAGE	.540 (27-50)	FLORIDA (2/16/19)
	.524 (22-42)	vs Northeastern (11/15/18)
3 PT FIELD GOALS MADE	13	at Auburn (2/2/19)
	11	vs Liberty (12/18/18)
3 PT FG ATTEMPTS	26	at Ole Miss (3/14/19)
	25	AUBURN (3/5/19)
	25	GEORGIA (2/6/19)
	25	PENN STATE (12/21/18)
3 PT FG PERCENTAGE	.667 (10-15)	at LSU (1/8/19)
	.600 (9-15)	APPALACHIAN STATE (11/11/18)
FREE THROWS MADE	23	at UCF (11/29/18)
	22	TEXAS A&M (1/12/19)
	22	at LSU (1/8/19)
	22	vs Wichita State (11/18/18)
FREE THROW ATTEMPTS	36	at UCF (11/29/18)
	30	TEXAS A&M (1/12/19)
	30	SOUTHERN (11/6/18)
FREE THROW PERCENTAGE	1.000 (5-5)	PENN STATE (12/21/18)
	.938 (15-16)	at Texas A&M (2/19/19)
REBOUNDS	48	LSU (3/2/19)
	43	MISSISSIPPI STATE (1/29/19)
ASSISTS	16	at Tennessee (1/19/19)
	16	PENN STATE (12/21/18)
STEALS	15	at Mississippi State (2/12/19)
	13	at Auburn (2/2/19)
BLOCKED SHOTS	8	at LSU (1/8/19)
	8	vs Ball State (11/16/18)
TURNOVERS	22	APPALACHIAN STATE (11/11/18)
	18	MURRAY STATE (11/26/18)
FOULS	29	APPALACHIAN STATE (11/11/18)
	28	SOUTHERN (11/6/18)

2018-19 TEAM HIGHS/LOWS



2018-19 Alabama Basketball
Alabama High/Low Analysis (as of Mar 15, 2019)
All games

**Alabama - GAME LOWS**

POINTS	52	vs Northeastern (11/15/18)
	53	FLORIDA (2/16/19)
	56	at Texas A&M (2/19/19)
	60	AUBURN (3/5/19)
	62	at Mississippi State (2/12/19)
	62	at Ole Miss (3/14/19)
FIELD GOALS MADE	19	vs Northeastern (11/15/18)
	19	FLORIDA (2/16/19)
FIELD GOAL ATTEMPTS	43	FLORIDA (2/16/19)
	47	at Auburn (2/2/19)
FIELD GOAL PERCENTAGE	.373 (19-51)	vs Northeastern (11/15/18)
	.375 (24-64)	LSU (3/2/19)
3 PT FIELD GOALS MADE	1	MISSISSIPPI STATE (1/29/19)
	3	vs Northeastern (11/15/18)
3 PT FG ATTEMPTS	10	PENN STATE (12/21/18)
	15	MISSISSIPPI STATE (1/29/19)
3 PT FG PERCENTAGE	.067 (1-15)	MISSISSIPPI STATE (1/29/19)
	.158 (3-19)	vs Northeastern (11/15/18)
FREE THROWS MADE	4	at Texas A&M (2/19/19)
	5	at Baylor (1/26/19)
FREE THROW ATTEMPTS	7	at Baylor (1/26/19)
	7	at Texas A&M (2/19/19)
FREE THROW PERCENTAGE	.444 (8-18)	at Tennessee (1/19/19)
	.455 (10-22)	FLORIDA (2/16/19)
REBOUNDS	23	FLORIDA (2/16/19)
	26	at Mississippi State (2/12/19)
ASSISTS	6	FLORIDA (2/16/19)
	7	APPALACHIAN STATE (11/11/18)
STEALS	1	vs Wichita State (11/18/18)
	1	TEXAS A&M (1/12/19)
	1	LSU (3/2/19)
BLOCKED SHOTS	1	vs Wichita State (11/18/18)
	2	vs Northeastern (11/15/18)
	2	at LSU (1/8/19)
TURNOVERS	8	TEXAS A&M (1/12/19)
	9	vs Northeastern (11/15/18)
	9	OLE MISS (1/22/19)
FOULS	9	at Ole Miss (3/14/19)
	11	PENN STATE (12/21/18)

2018-19 TEAM HIGHS/LOWS



2018-19 Alabama Basketball
Alabama High/Low Analysis (as of Mar 15, 2019)
All games

**Opponent - GAME LOWS**

POINTS	53	OLE MISS (1/22/19)
	57	at Ole Miss (3/14/19)
	60	at Mizzou (1/16/19)
	61	vs Ball State (11/16/18)
	61	VANDERBILT (2/23/19)
FIELD GOALS MADE	20	OLE MISS (1/22/19)
	20	at South Carolina (2/26/19)
FIELD GOAL ATTEMPTS	42	vs Northeastern (11/15/18)
	45	at UCF (11/29/18)
FIELD GOAL PERCENTAGE	.308 (20-65)	at South Carolina (2/26/19)
	.381 (24-63)	at Ole Miss (3/14/19)
3 PT FIELD GOALS MADE	3	SOUTHERN (11/6/18)
	3	vs Ball State (11/16/18)
	3	TEXAS A&M (1/12/19)
	3	at Tennessee (1/19/19)
	3	MISSISSIPPI STATE (1/29/19)
3 PT FG ATTEMPTS	12	vs Ball State (11/16/18)
	12	at Tennessee (1/19/19)
3 PT FG PERCENTAGE	.158 (3-19)	TEXAS A&M (1/12/19)
	.158 (3-19)	MISSISSIPPI STATE (1/29/19)
FREE THROWS MADE	2	at Ole Miss (3/14/19)
	5	PENN STATE (12/21/18)
	5	at SFA (12/30/18)
	5	at Mizzou (1/16/19)
FREE THROW ATTEMPTS	4	at Ole Miss (3/14/19)
	5	PENN STATE (12/21/18)
FREE THROW PERCENTAGE	.500 (2-4)	at Ole Miss (3/14/19)
	.500 (5-10)	at Mizzou (1/16/19)
	.500 (7-14)	OLE MISS (1/22/19)
REBOUNDS	25	vs Northeastern (11/15/18)
	28	vs Wichita State (11/18/18)
ASSISTS	6	OLE MISS (1/22/19)
	7	APPALACHIAN STATE (11/11/18)
	7	at SFA (12/30/18)
STEALS	1	at Mizzou (1/16/19)
	1	OLE MISS (1/22/19)
BLOCKED SHOTS	0	at Mizzou (1/16/19)
	1	APPALACHIAN STATE (11/11/18)
	1	vs Northeastern (11/15/18)
	1	GEORGIA STATE (12/4/18)
	1	KENTUCKY (1/5/19)
TURNOVERS	3	TEXAS A&M (1/12/19)
	7	vs Wichita State (11/18/18)
FOULS	11	at Baylor (1/26/19)
	12	at Mississippi State (2/12/19)
	12	at Texas A&M (2/19/19)

2018-19 PLAYER HIGHS/LOWS



2018-19 Alabama Basketball
Alabama Player High/Low Analysis (as of Mar 15, 2019)
All games



Alabama - INDIVIDUAL GAME HIGHS

Points	30		Petty, John at Tennessee (1/19/19)
	25		Mack, Tevin vs Georgia (2/6/19)
	24		Lewis Jr., Kira vs Georgia (2/6/19)
	24		Lewis Jr., Kira vs Wichita State (11/18/18)
	23		Petty, John vs LSU (3/2/19)
Field Goals Made	11		Petty, John at Tennessee (1/19/19)
	10		Mack, Tevin vs Georgia (2/6/19)
	10		Lewis Jr., Kira vs Georgia (2/6/19)
Field Goal Att.	18		Petty, John at Tennessee (1/19/19)
	18		Lewis Jr., Kira vs Appalachian State (11/11/18)
FG Pct (min 5 made)	1.000	(6-6)	Norris, Riley at Baylor (1/26/19)
	1.000	(6-6)	Hall, Donta vs Liberty (12/18/18)
3-Point FG Made	6		Petty, John at Tennessee (1/19/19)
	6		Petty, John vs Texas A&M (1/12/19)
	6		Mack, Tevin vs Kentucky (1/5/19)
3-Point FG Att.	11		Petty, John vs Texas A&M (1/12/19)
	10		Petty, John at Tennessee (1/19/19)
	10		Lewis Jr., Kira vs Georgia State (12/4/18)
3-Pt FG Pct (min 4 made)	1.000	(4-4)	Norris, Riley at Baylor (1/26/19)
	.800	(4-5)	Lewis Jr., Kira vs Arizona (12/9/18)
Free Throws Made	11		Lewis Jr., Kira vs Wichita State (11/18/18)
	9		Hall, Donta vs Liberty (12/18/18)
	9		Reese, Alex vs Wichita State (11/18/18)
Free Throw Att.	16		Jones, Herbert vs Appalachian State (11/11/18)
	11		Hall, Donta vs Liberty (12/18/18)
	11		Lewis Jr., Kira vs Wichita State (11/18/18)
FT Pct (min 5 made)	1.000	(11-11)	Lewis Jr., Kira vs Wichita State (11/18/18)
	1.000	(8-8)	Lewis Jr., Kira at LSU (1/8/19)
	1.000	(6-6)	Reese, Alex at LSU (1/8/19)
	1.000	(6-6)	Ingram, Dazon vs Kentucky (1/5/19)
	1.000	(6-6)	Ingram, Dazon vs Appalachian State (11/11/18)
Rebounds	16		Hall, Donta vs Texas A&M (1/12/19)
	15		Hall, Donta at Ole Miss (3/14/19)
Assists	8		Lewis Jr., Kira at SFA (12/30/18)
	7		Lewis Jr., Kira vs Georgia (2/6/19)
	7		Petty, John vs Ball State (11/16/18)
	7		Lewis Jr., Kira vs Southern (11/6/18)
Steals	4		Lewis Jr., Kira at Ole Miss (3/14/19)
	4		Jones, Herbert vs Appalachian State (11/11/18)
Blocked Shots	4		Hall, Donta vs Texas A&M (1/12/19)
	4		Hall, Donta vs Liberty (12/18/18)
Turnovers	6		Petty, John vs Auburn (3/5/19)
	6		Ingram, Dazon vs Murray State (11/26/18)
Fouls	5		Jones, Herbert at Baylor (1/26/19)
	5		Norris, Riley vs Texas A&M (1/12/19)
	5		Jones, Herbert vs Texas A&M (1/12/19)
	5		Norris, Riley at LSU (1/8/19)
	5		Ingram, Dazon vs Liberty (12/18/18)
	5		Ingram, Dazon at UCF (11/29/18)
	5		Jones, Herbert vs Wichita State (11/18/18)
	5		Jones, Herbert vs Ball State (11/16/18)
	5		Ingram, Dazon vs Appalachian State (11/11/18)
Minutes	38		Petty, John vs LSU (3/2/19)

2018-19 PLAYER HIGHS/LOWS



2018-19 Alabama Basketball
Alabama Opponent High/Low Analysis (as of Mar 15, 2019)
All games

OPPONENT INDIVIDUAL GAME HIGHS

Points	38		Morant, Ja vs Murray State (11/26/18)
	29		GAFFORD, Daniel at Arkansas (03/09/19)
	26		McDUFFIE, Markis vs Wichita State (11/18/18)
	24		LEE, Saben at Vanderbilt (2/9/19)
	24		Taylor,B.J. at UCF (11/29/18)
Field Goals Made	16		Morant, Ja vs Murray State (11/26/18)
	11		GAFFORD, Daniel at Arkansas (03/09/19)
Field Goal Att.	29		Morant, Ja vs Murray State (11/26/18)
	24		Simonds, D'Marcus vs Georgia State (12/4/18)
FG Pct (min 5 made)	1.000	(9-9)	Nembhard, Andrew vs Florida (2/16/19)
	1.000	(5-5)	Buttrick, Trent vs Penn State (12/21/18)
3-Point FG Made	5		BROWN, Bryce at Auburn (2/2/19)
	5		HOMESLEY, Caleb vs Liberty (12/18/18)
	5		Shabazz,Ronshad vs Appalachian State (11/11/18)
3-Point FG Att.	10		BROWN, Bryce vs Auburn (3/5/19)
	10		HOMESLEY, Caleb vs Liberty (12/18/18)
3-Pt FG Pct (min 4 made)	1.000	(4-4)	Pusica, Vasa vs Northeastern (11/15/18)
	.714	(5-7)	BROWN, Bryce at Auburn (2/2/19)
	.714	(5-7)	Shabazz,Ronshad vs Appalachian State (11/11/18)
Free Throws Made	11		SILVA, Chris at South Carolina (2/26/19)
	10		Dawkins,Aubrey at UCF (11/29/18)
	10		Ray, Aaron vs Southern (11/6/18)
Free Throw Att.	13		SILVA, Chris at South Carolina (2/26/19)
	12		Flagg,Savion vs Texas A&M (1/12/19)
	12		Ray, Aaron vs Southern (11/6/18)
FT Pct (min 5 made)	1.000	(10-10)	Dawkins,Aubrey at UCF (11/29/18)
	1.000	(8-8)	Skylar Mays vs LSU (3/2/19)
	1.000	(6-6)	Reggie Perry at Mississippi State (2/12/19)
	1.000	(6-6)	Simonds, D'Marcus vs Georgia State (12/4/18)
	1.000	(5-5)	Lamar Peters at Mississippi State (2/12/19)
	1.000	(5-5)	Jones, Myreon vs Penn State (12/21/18)
Rebounds	16		GAFFORD, Daniel at Arkansas (03/09/19)
	14		OKEKE, Chuma vs Auburn (3/5/19)
Assists	7		Bone, Jordan at Tennessee (1/19/19)
	7		Tremont Waters at LSU (1/8/19)
Steals	6		JOE, Isaiah at Arkansas (03/09/19)
	4		Tremont Waters vs LSU (3/2/19)
	4		Nick Weatherspoon at Mississippi State (2/12/19)
	4		Lamar Peters at Mississippi State (2/12/19)
	4		OKEKE, Chuma at Auburn (2/2/19)
	4		Buchanan, Shaq vs Murray State (11/26/18)
Blocked Shots	5		Alexander, Kyle at Tennessee (1/19/19)
	5		K. Bigby-Williams at LSU (1/8/19)
Turnovers	10		Morant, Ja vs Murray State (11/26/18)
	6		Shabazz,Ronshad vs Appalachian State (11/11/18)
Fouls	5		Tyree,Breein at Ole Miss (3/14/19)
	5		Buffen, KJ at Ole Miss (3/14/19)
	5		Emmitt Williams vs LSU (3/2/19)
	5		HARRIS, JORDAN vs Georgia (2/6/19)
	5		SPENCER, Horace at Auburn (2/2/19)
	5		Tyson Carter vs Mississippi State (1/29/19)
	5		Davis, Terence vs Ole Miss (1/22/19)
	5		Williams, Grant at Tennessee (1/19/19)



0 Donta Hall

SENIOR
F • 6-9 • 230 • Luverne, Ala.
Luverne HS



1 Riley Norris

GRADUATE
G/F • 6-7 • 212 • Albertville, Ala.
Albertville HS




2 Kira Lewis Jr.

FRESHMAN
G • 6-3 • 167 • Meridianville, Ala.
Hazel Green HS



3 Alex Reese

SOPHOMORE
F • 6-9 • 238 • Pelham, Ala.
Pelham HS



4 Daniel Giddens

JUNIOR
F • 6-11 • 247 • Mableton, Ga.
Oak Hill Academy/Ohio State



5 Avery Johnson Jr.

GRADUATE
G • 5-11 • 187 • Houston, Texas
Plano West HS/Texas A&M



10 Herbert Jones

SOPHOMORE
G • 6-7 • 206 • Greensboro, Ala.
Hale County HS



12 Dazon Ingram

JUNIOR
G • 6-5 • 210 • Theodore, Ala.
Theodore HS



13 Javian Davis-Fleming

FRESHMAN
F • 6-9 • 268 • Canton, Miss.
Canton HS




15 Tyler Barnes

SOPHOMORE
F • 6-8 • 205 • Louisville, Ky
St. Xavier HS



21 Britton Johnson

FRESHMAN
G • 6-4 • 182 • Mountain Brook, Ala.
Mountain Brook HS



22 Diante Wood

SOPHOMORE
G • 6-4 • 206 • Anniston, Ala.
Sacred Heart Catholic HS



23 John Petty Jr.

SOPHOMORE
G • 6-5 • 197 • Huntsville, Ala.
Mae Jamison HS



24 Lawson Schaffer

SENIOR
G • 5-11 • 168 • Cullman, Ala.
Cullman HS



30 Galin Smith

SOPHOMORE
F • 6-9 • 235 • Clinton, Miss.
Clinton HS



34 Tevin Mack

JUNIOR
F • 6-6 • 225 • Columbia, S.C.
Dreher HS/Texas



Avery Johnson

HEAD COACH
4th Season
Southern, 1988



John Pelphrey

ASSOC. COACH
3rd Season
Kentucky, 1991



Antoine Pettway

ASST. COACH
11th Season
Alabama, 2004



Yasir Rosemond

ASST. COACH
2nd Season
Oregon, 2003