



## SCHEDULE/RESULTS

### FEBRUARY

|    |                   |         |
|----|-------------------|---------|
| 15 | at Austin Peay    | W, 8-4  |
| 16 | at Austin Peay    | W, 12-5 |
| 17 | at Austin Peay    | W, 11-1 |
| 22 | #3~ at Texas Tech | L, 4-7  |
| 23 | #3~ at Texas Tech | L, 7-10 |
| 24 | #3~ at Texas Tech | L, 4-19 |
| 26 | EASTERN KENTUCKY  | W, 7-3  |
| 27 | NORTHERN KENTUCKY | W, 5-4  |

### MARCH

|    |                       |              |
|----|-----------------------|--------------|
| 1  | CANISIUS              | W, 10-2      |
| 2  | CANISIUS (DH-1)       | W, 12-3      |
| 2  | CANISIUS (DH-2)       | W, 4-3       |
| 5  | WRIGHT STATE          | PPD          |
| 6  | BOSTON COLLEGE        | L, 3-12      |
| 8  | MIDDLE TENNESSEE      | W, 4-1       |
| 10 | MID. TENNESSEE (DH-1) | W, 7-0       |
| 10 | MID. TENNESSEE (DH-2) | W, 5-4       |
| 12 | SIU-EDWARDSVILLE      | W, 6-4       |
| 13 | WESTERN KENTUCKY      | W, 15-0      |
| 16 | #11+ at LSU* (DH-1)   | L, 1-2 (12)  |
| 16 | #11+ at LSU* (DH-2)   | L, 4-16      |
| 17 | #11+ at LSU*          | L, 2-7       |
| 19 | XAVIER                | W, 16-3      |
| 22 | #13~ TEXAS A&M*       | L, 3-5       |
| 23 | #13~ TEXAS A&M*       | L, 3-9       |
| 24 | #13~ TEXAS A&M*       | L, 5-17      |
| 26 | MOREHEAD STATE        | W, 7-0       |
| 28 | #4~ GEORGIA*          | L, 3-7       |
| 29 | #4~ GEORGIA*          | W, 5-0       |
| 30 | #4~ GEORGIA*          | L, 8-10 (10) |

### APRIL

|    |                     |           |
|----|---------------------|-----------|
| 2  | #10~ at Louisville  | L, 3-8    |
| 5  | at Missouri*        | W, 4-2    |
| 6  | at Missouri*        | L, 4-5    |
| 7  | at Missouri*        | L, 2-9    |
| 10 | at Lipscomb         | 7 p.m.    |
| 12 | at Ole Miss*        | 7:30 p.m. |
| 13 | at Ole Miss*        | 8 p.m.    |
| 14 | at Ole Miss*        | 2:30 p.m. |
| 16 | LOUISVILLE          | 6:30 p.m. |
| 18 | TENNESSEE*          | 6:30 p.m. |
| 19 | TENNESSEE*          | 6:30 p.m. |
| 20 | TENNESSEE*          | 2 p.m.    |
| 23 | at Western Kentucky | 6 p.m.    |
| 26 | at Florida*         | 6:30 p.m. |
| 27 | at Florida*         | 6 p.m.    |
| 28 | at Florida          | 1 p.m.    |

### MAY

|       |                    |           |
|-------|--------------------|-----------|
| 3     | ARKANSAS*          | 6:30 p.m. |
| 4     | ARKANSAS*          | 2 p.m.    |
| 5     | ARKANSAS*          | 1 p.m.    |
| 7     | INDIANA            | 7 p.m.    |
| 10    | at South Carolina* | 7 p.m.    |
| 11    | at South Carolina* | Noon      |
| 12    | at South Carolina* | Noon      |
| 14    | MICHIGAN           | 7 p.m.    |
| 16    | VANDERBILT*        | 6:30 p.m. |
| 17    | VANDERBILT*        | 6:30 p.m. |
| 18    | VANDERBILT*        | 2 p.m.    |
| 21-26 | SEC Tournament     | TBD       |

All times EST; \*SEC game  
+Baseball America; ~D1Baseball; %Coaches  
Poll; !Perfect Game



## AT THE BALLPARK

### KENTUCKY AT LIPSCOMB

APRIL 10 • 7 PM ET

DUGAN FIELD • NASHVILLE



### KENTUCKY WILDCATS

2019 RECORD: 17-15 (2-10 SEC)  
COACH: NICK MINGIONE (EMBRY-RIDDLE, 2000)  
OVERALL RECORD: 94-60 (.610) - 3RD YEAR  
AT UK: SAME

### LIPSCOMB BISONS

2019 RECORD: 15-15 (3-6 ATLANTIC SUN)  
COACH: JEFF FOREHAND (BELMONT, 1989)  
OVERALL RECORD: 554-518-1 (.517) - 19TH YEAR  
AT LIPSCOMB: 343-376 (.477) - 13TH YEAR

DATE/TIME: WEDNESDAY, APRIL 10 (7 PM ET)  
LOCATION (FACILITY): NASHVILLE, TENN. (DUGAN FIELD)  
ALL-TIME SERIES: LIPSCOMB LEADS 7-1  
LAST MEETING: MAY 5, 2010 - LIPSCOMB 10, AT UK 8  
RADIO: UK SPORTS NETWORK; UKATHLETICS.COM  
TV/ONLINE: WATCHESPN

### PROBABLE PITCHERS

|                                 | W-L | ERA  | G/GS | IP   | H  | R  | ER | BB | SO |
|---------------------------------|-----|------|------|------|----|----|----|----|----|
| UK - DILLON MARSH (FR., LHP)    | 2-1 | 6.75 | 8/8  | 24.0 | 25 | 19 | 18 | 11 | 24 |
| LIP - ERIK GUTIERREZ (SR., RHP) | 0-0 | 4.50 | 4/1  | 10.0 | 11 | 5  | 5  | 1  | 7  |

### TOP HITTERS

|                                 | AVG  | R  | H  | 2B | 3B | HR | RBI | BB | SB    |
|---------------------------------|------|----|----|----|----|----|-----|----|-------|
| UK - RYAN SHINN (SR., OF)       | .333 | 30 | 39 | 15 | 0  | 8  | 20  | 13 | 5-9   |
| UK - JAREN SHELBY (JR., OF)     | .312 | 18 | 34 | 6  | 0  | 5  | 27  | 19 | 11-14 |
| LIP - MADDUX HOUGHTON (SO., OF) | .371 | 17 | 39 | 5  | 3  | 3  | 25  | 6  | 5-6   |
| LIP - CHRIS BASHLOR (SO., C/DH) | .347 | 28 | 35 | 5  | 1  | 2  | 19  | 17 | 1-1   |

### CATS MAKE STOP AT LIPSCOMB FOR MID-WEEK GAME

- Kentucky is in the midst of an eight-game road trip and play 12 of 16 on the road in April.
- The Cats are riding a 96-game streak without being shutout and have scored in 172 of the last 173 games (the lone shutout was a seven-inning game). The current streak is the third-longest in UK history (see page five for list).
- Kentucky is 15-0 this season and 50-5 overall against non-Power Five opponents during coach Nick Mingione's three-year tenure.
- The Cats rank 18th nationally in stolen bases with 64.
- The UK pitching staff has struck out 10.3 batters per nine innings to rank eighth nationally.
- Senior OF **Ryan Shinn** ranks 11th nationally in doubles (15). He has 23 total extra-base hits and ranks second in the SEC in slugging percentage (.667).
- Freshman INF **Austin Schultz** currently has an 22-game reached base safely streak. He's 8-for-8 in stolen base attempts and hitting .390 with a 1.061 OPS in SEC play.
- Junior LHP **Zack Thompson** ranks 15th in career strikeouts/9 inn. among all active Division I pitchers (12.21) and in strikeouts per nine innings (13.41) this season.
- Thompson has 212 career strikeouts and just became the 14th Wildcat to reach 200.
- Freshman LHP **Cole Daniels** leads the SEC and ranks 10th nationally in appearances with 19.
- The Cats are replacing starters at C, 1B, 2B, SS, 3B, LF, CF, as well as their Friday and Sunday starting pitchers and closer. Only two players with 100 career at bats returned this season.
- The Cats have had college baseball's most MLB Draft picks (21) and top 10-round picks (12) over the past two years. The 13 selections in last summer's draft also were tops in the nation.

## 2019 ROSTER

### NUMERICAL ROSTER

| No. | Name               | Pos.   | B/T | Ht.  | Wt. | Cl.  | Hometown/Previous School                         |
|-----|--------------------|--------|-----|------|-----|------|--|
| 2   | Austin Schultz     | IF     | R/R | 5-9  | 190 | FR   | Adams, Neb./Norris HS                            |
| 3   | Ben Jordan         | RHP    | L/R | 6-9  | 260 | R-FR | Olive Hill, Ky./West Carter HS                   |
| 4   | Zeke Lewis         | IF     | S/R | 5-9  | 160 | R-JR | Atlanta, Ga./Mays HS                             |
| 5   | T.J. Collett       | 1B     | L/R | 6-1  | 230 | JR   | Terre Haute, Ind./Terre Haute North Vigo HS      |
| 7   | Rook Ellington     | OF     | R/R | 6-0  | 175 | FR   | Paducah, Ky./McCracken County HS                 |
| 8   | Marshall Gei       | C      | S/R | 6-0  | 185 | R-SR | Mount Juliet, Tenn./Mount Juliet HS              |
| 10  | Dalton Reed        | IF     | L/R | 6-4  | 240 | JR   | Roff, Okla./Seminole State College               |
| 12  | Ryan Shinn         | OF     | R/L | 6-2  | 205 | SR   | Jobstown, N.J./Harford College                   |
| 13  | Cole Ayers         | RHP    | R/R | 6-2  | 180 | FR   | Mt. Carmel, Ohio/West Clermont HS                |
| 14  | Zack Thompson      | LHP    | L/L | 6-2  | 220 | JR   | Selma, Ind./Wapahani HS                          |
| 15  | Trip Lockhart      | RHP    | R/R | 6-3  | 190 | SO   | Lexington, Ky./Lexington Catholic HS             |
| 16  | Will Gambino       | RHP    | R/R | 6-2  | 215 | FR   | Westmont, N.J./Paul VI Catholic HS               |
| 19  | Alex Rodriguez     | IF     | R/R | 5-10 | 195 | SR   | Pembroke Pines, Fla./Northern Oklahoma College   |
| 20  | Braxton Cottongame | LHP    | L/L | 6-3  | 205 | FR   | Hazard, Ky./Perry County Central HS              |
| 21  | Orlando Adams Jr.  | C/OF   | R/R | 6-0  | 220 | FR   | Atlanta, Ga./Redan HS                            |
| 22  | Dillon Marsh       | LHP    | L/L | 6-1  | 220 | FR   | Elizabethtown, Pa./Lancaster Catholic HS         |
| 24  | Brett Marshall     | RHP    | R/R | 6-4  | 215 | R-SO | Louisville, Ky./Trinity HS                       |
| 25  | Coltyn Kessler     | C/IF   | L/R | 6-3  | 220 | SO   | High Ridge, Mo./Rockwood Summit HS               |
| 26  | Justin Olson       | IF/OF  | L/L | 6-2  | 215 | FR   | Colorado Springs, Colo./Pine Creek HS            |
| 28  | Ryan Johnson       | OF/RHP | L/R | 6-3  | 220 | SR   | College Station, Texas/San Jacinto College       |
| 30  | Jaren Shelby       | OF     | R/R | 5-11 | 200 | JR   | Lexington, Ky./State College of Florida          |
| 31  | Alex Degen         | RHP    | R/R | 6-7  | 210 | FR   | Readington Township, N.J./Hunterdon Central HS   |
| 33  | Trae Harmon        | IF/DH  | R/R | 6-4  | 255 | FR   | Somerset, Ky./Somerset HS                        |
| 34  | Carson Coleman     | RHP    | R/R | 6-2  | 185 | R-SO | Lexington, Ky./Lexington Catholic HS             |
| 35  | Cole Daniels       | LHP    | L/L | 6-1  | 240 | FR   | Ann Arbor, Mich./Saline HS                       |
| 37  | Cam Hill           | OF     | L/R | 5-10 | 185 | SO   | Georgetown, Ky./Scott County HS                  |
| 38  | Jimmy Ramsey       | RHP    | L/R | 6-9  | 255 | SO   | Tonka Bay, Minn./Minnetonka HS                   |
| 39  | Hunter Rigsby      | RHP    | R/R | 6-4  | 215 | FR   | Mount Vernon, Ky./Rockcastle County HS           |
| 41  | Grant Macciocchi   | RHP/IF | R/R | 6-4  | 175 | R-JR | West Chester Township, Ohio/Murray State College |
| 42  | Elliott Curtis     | IF     | L/R | 6-0  | 200 | JR   | Waterloo, Ontario, Canada/Columbia State CC      |
| 43  | Breydon Daniel     | IF/OF  | S/R | 6-1  | 200 | JR   | Bixby, Okla./Seminole State College              |
| 50  | Mason Hazelwood    | LHP    | L/L | 6-5  | 220 | SO   | Salvisa, Ky./Mercer County HS                    |
| 52  | Tanner Holen       | C      | R/R | 5-11 | 180 | JR   | Manhattan, Kan./Iowa Western CC                  |
| 54  | Daniel Harper      | RHP    | R/R | 6-4  | 220 | SO   | Fairway, Kan./Bishop Miege HS                    |
| 55  | Tyler Burchett     | RHP    | R/R | 6-5  | 235 | FR   | Airville, Pa./Red Lion Area HS                   |

### ALPHABETICAL

|    |                    |        |
|----|--------------------|--------|
| 21 | Orlando Adams Jr.  | C/OF   |
| 13 | Cole Ayers         | RHP    |
| 55 | Tyler Burchett     | RHP    |
| 34 | Carson Coleman     | RHP    |
| 5  | T.J. Collett       | 1B     |
| 20 | Braxton Cottongame | LHP    |
| 42 | Elliott Curtis     | IF     |
| 43 | Breydon Daniel     | IF/OF  |
| 35 | Cole Daniels       | LHP    |
| 31 | Alex Degen         | RHP    |
| 7  | Rook Ellington     | OF     |
| 16 | Will Gambino       | RHP    |
| 8  | Marshall Gei       | C      |
| 33 | Trae Harmon        | IF/DH  |
| 54 | Daniel Harper      | RHP    |
| 50 | Mason Hazelwood    | LHP    |
| 37 | Cam Hill           | OF     |
| 52 | Tanner Holen       | C      |
| 28 | Ryan Johnson       | OF/RHP |
| 3  | Ben Jordan         | RHP    |
| 25 | Coltyn Kessler     | C/IF   |
| 4  | Zeke Lewis         | IF     |
| 15 | Trip Lockhart      | RHP    |
| 41 | Grant Macciocchi   | RHP/IF |
| 22 | Dillon Marsh       | LHP    |
| 24 | Brett Marshall     | RHP    |
| 26 | Justin Olson       | IF/OF  |
| 38 | Jimmy Ramsey       | RHP    |
| 10 | Dalton Reed        | IF     |
| 39 | Hunter Rigsby      | RHP    |
| 19 | Alex Rodriguez     | IF     |
| 2  | Austin Schultz     | IF     |
| 30 | Jaren Shelby       | OF     |
| 12 | Ryan Shinn         | OF     |
| 14 | Zack Thompson      | LHP    |

### COACHING STAFF

**Head Coach:** Nick Mingione, #27 (Embry-Riddle, 2000)

**Assistant Coach:** Jim Belanger, #11 (Louisville, 2009)

**Assistant Coach/Recruiting Coordinator:** Roland Fanning, #0 (Southeastern Oklahoma State University, 2005)

**Volunteer Assistant Coach:** Todd Guiliams, #29 (Eastern Kentucky, 1988)

**Director of Operations:** Cameron Langfels (Eastern Kentucky, 2015)

### PRONUNCIATION GUIDE

|                           |                     |
|---------------------------|---------------------|
| Burchett                  | Burch-it            |
| Collett                   | Caw-LET             |
| Degen                     | Deeg-in             |
| Gei                       | Ghee (like "geese") |
| Guiliams                  | GWILL-yums          |
| Jaren                     | Jare-in             |
| Holen                     | HOLE-in             |
| Macciocchi                | Muh-CHOCK-e         |
| Mingione                  | Min-G-own           |
| Zeke                      | Zeek                |
| Jobstown (Shinn hometown) | JOBE-stown          |

## 2019 RADIO/TV SPOT CHART



**2**  
**AUSTIN SCHULTZ**



**3**  
**BEN JORDAN**



**4**  
**ZEKE LEWIS**



**5**  
**T.J. COLLETT**



**7**  
**ROOK ELLINGTON**



**8**  
**MARSHALL GEI**



**10**  
**DALTON REED**



**12**  
**RYAN SHINN**



**13**  
**COLE AYERS**



**14**  
**ZACK THOMPSON**



**15**  
**TRIP LOCKHART**



**16**  
**WILL GAMBINO**



**19**  
**ALEX RODRIGUEZ**



**20**  
**BRAXTON COTTONGAME**



**21**  
**ORLANDO ADAMS JR.**



**22**  
**DILLON MARSH**



**24**  
**BRETT MARSHALL**



**25**  
**COLTYN KESSLER**



**26**  
**JUSTIN OLSON**



**28**  
**RYAN JOHNSON**



**30**  
**JAREN SHELBY**



**31**  
**ALEX DEGEN**



**33**  
**TRAE HARMON**



**34**  
**CARSON COLEMAN**



**35**  
**COLE DANIELS**



**37**  
**CAM HILL**



**38**  
**JIMMY RAMSEY**



**39**  
**HUNTER RIGSBY**



**41**  
**GRANT MACCIOCCHI**



**42**  
**ELLIOTT CURTIS**



**43**  
**BREYDON DANIEL**



**50**  
**MASON HAZELWOOD**




**52**  
**TANNER HOLEN**



**54**  
**DANIEL HARPER**



**55**  
**TYLER BURCHETT**



**27**  
**NICK MINGIONE**  
HEAD COACH



**11**  
**JIM BELANGER**  
ASSISTANT COACH



**0**  
**ROLAND FANNING**  
ASSISTANT COACH



**29**  
**TODD GUILLIAMS**  
ASSISTANT COACH



## University of Kentucky

Location: Lexington, Ky.

Founded: 1865

Enrollment: 30,000

Nickname: Wildcats

Colors: Blue (PMS 286) and White

Conference: Southeastern (Eastern Division)

## Coaching Staff

Head Coach: Nick Mingione (Embry-Riddle, 2000)

Assistant Coach: Jim Belanger

Assistant Coach: Roland Fanning

Volunteer Assistant Coach: Todd Guiliams

Director of Operations: Cameron Langfels

Director of Communications/PR: Matt May

matt.may@uky.edu; (859) 806-7463 (cell)

## 2018 Review

Overall Record: 34-22

Home: 19-9; Away: 10-12; Neutral: 5-1

SEC Record: 13-17

Home: 9-6; Away: 4-11

Conference Finish: Fifth in SEC East

## History

All-Time Record: 1916-1821-25 (.513)

All-Time SEC Record: 722-950-8 (.432)

All-Time SEC Tournament Record: 22-37 (.373)

SEC Tournament Titles: none

SEC Titles: one (2006)

NCAA Tournament Appearances: nine

NCAA Tournament Record: 18-19 (.486)

Super Regional Appearances: one (2017)

## Facility

Stadium: Kentucky Proud Park

First Year: 2019

Capacity: 5,000

Dimensions: 335-375-400-365-320

## Support Staff

Mitch Barnhart, Athletics Director

Nicole Bianco, Nutrition

Tricia Brooks, Administrative Assistant

Addison Coffey, Student Manager

Jason Cummins, Student-Athlete Experience

Phil DePase, Director of Player Development

Ryan DeVriendt, Strength & Conditioning Coach

Scott Geisinger, Game Operations

Darren Headrick, Voice of UK Baseball

Greg Herbert, Marketing

Aaron Hogue, FCA

Keirce Kimbel, Graduate Student Manager

Brad Link, Kentucky Proud Park PA Announcer

Bryan Minovic, Tickets

Jeff Poole, Head Equipment Manager

Kendall Roller, Student Manager

Tyler Schwalbach, Student Manager

Nick Simone, Student Manager

Rob Slowik, Graduate Athletic Trainer

Michael Stone, Director of Academic Services

Josh Walker, Athletic Trainer

## MEDIA INFORMATION

### CREDENTIALS

If you have a 2018-19 football or men's basketball season credential it is valid for home baseball games. All other media credential requests should be submitted at least 24 hours prior to home games. Credentials can be picked up the day of a game at the Will Call window at Kentucky Proud Park. Requests should be made through the athletics communications and public relations office by contacting Matt May.

Media may enter the ballpark via the left field gate or main gate behind home plate. Parking is available in the Purple Lot adjacent to the softball/soccer complex at the end of Wildcat Court.

### PRESS BOX/RADIO/TV

The Kentucky Proud Park press box sits above the grandstand on level two. You must display credential for entry. There is limited seating in the Press Box with the majority of media seats available on a first-come, first-serve basis. Radio and TV booths are on this level as well. New for 2019, there is a media work room adjacent to the press box.

### MEDIA SERVICES

Final box scores will be available shortly following each game. UK ACPR will send postgame summaries, notes, photos (when available) and box scores via email and via UKathletics.com. Season stats will be updated online as quickly as possible.

### POSTGAME INTERVIEWS

Interviews with players and coaches are conducted on the field following each game. Please let Matt May or a member of the UK ACPR staff know of any postgame interview requests and we will coordinate for you. For assistance in locating any member of the Kentucky team, find Matt May for help. For assistance with opposing players and coaches, please see the visiting team SID.

### PRACTICE/INTERVIEWS

Practices are typically in the afternoon with the exception of Mondays (off day). Head coach Nick Mingione is available for interviews weekday mornings except Mondays, as well as before/after practice and postgame. Players are available for interviews before practice on Tuesday, Wednesday and Thursday. **DUE TO NCAA TIME MANAGEMENT REGULATIONS, PLAYER INTERVIEW REQUESTS MUST BE TURNED IN BY SUNDAY AT 5 P.M. FOR THE FOLLOWING WEEK.** Please arrange all interviews through the UK ACPR office and baseball contact Matt May.

### PHOTOGRAPHS

Photographs and headshots are made available to the media for publication use. To obtain photos of any Wildcat player, please contact Matt May in the UK ACPR office. Please credit "UK Athletics" in any usage.

During games, photographers and videographers may shoot from anywhere on the Kentucky Proud Park concourse, terraces and grass berms, provided **NO SPECTATOR'S SIGHTLINE IS BLOCKED**. Dedicated photo/video areas have been established on each side of the concourse level near where the terrace and berm meet. Additionally, there is limited space at the end of each dugout for temporary shooting. Non-institutional photo/video may shoot on the secondary platform behind in-house photo/video by entering through the field gate next to the terrace on both sides of the stadium **ONLY IN BETWEEN HALF-INNINGS**. A UK stadium staffer will assist in this process. A photo/video stadium map will be available in the press box for reference.

### INTERNET ACCESS (\*NEW FOR 2019\*)

- There are several options for wireless internet access. Anyone can self-register and connect to ATH-GUEST, which is good for 90 days.

- You also can connect to the ATHMEDIA network at KPP, which requires a unique username and password. This username and password will be valid for the entire season (also, if you have already completed this process for another UK sport, you will not need to do so again), so you should only have to connect once. In order to receive a username and password to access wifi, please provide the following information for yourself to matt.may@uky.edu.

- Info Needed: First Name, Last Name, email address, cell phone number.

- How to log in with your username and password: When you arrive at KPP, connect to the ATHMEDIA network. If your Internet browser does not open automatically, open your preferred Internet browser, go to [www.uky.edu](http://www.uky.edu) and type in your unique username and password to connect. This username and password can connect up to three devices. For more information, see a member of UK ACPR.

### LIVE STATS

Live, in-game statistics and play-by-play is available via StatBroadcast. To access live game stats go to: [kentucky.statbroadcast.com](http://kentucky.statbroadcast.com). There is a passcode to view games this season, which will be posted in the press box.

### ON THE WEB

Updated results, statistics, game notes, 2019 record book and 2019 season guide are available 24 hours a day on the official website of Kentucky athletics, [www.UKathletics.com](http://www.UKathletics.com). Player bios and additional information on the program also is available online.



## WEEK 9 SCHEDULE FOR KENTUCKY BASEBALL

| MONDAY - 8 | TUESDAY - 9 | WEDNESDAY - 10                  | THURSDAY - 11 | FRIDAY - 12                        | SATURDAY - 13                   | SUNDAY - 14                        |
|------------|-------------|---------------------------------|---------------|------------------------------------|---------------------------------|------------------------------------|
| Off        | Practice    | <b>UK at Lipscomb</b><br>7 p.m. | Practice      | <b>UK at Ole Miss</b><br>7:30 p.m. | <b>UK at Ole Miss</b><br>8 p.m. | <b>UK at Ole Miss</b><br>2:30 p.m. |

### MINGIONE MAKES A DIFFERENCE

Kentucky fans quickly have fallen in love with **Nick Mingione**, whose infectious and unrelenting enthusiasm and down-to-earth personality has earned legions of new fans. Although it is certainly an ingredient in Mingione's on-field success, the fact he can flat out coach and get the best out of his players has been the biggest factor in the success he's achieved everywhere he's been (see graphic to the right).

Mingione had a brilliant playing career at Embry-Riddle - he ranks 10th on its career hits list - where he helped lead the program to 154 victories and three NAIA World Series appearances in three seasons as an assistant. When he arrived at Kentucky in 2006 he was immediately part of what is still the Cats' only SEC championship club, then smelled success at Mississippi State before returning to the one place he had always wanted to be a head coach - UK. First season, first Super Regional appearance for the Cats.

With 94 career wins, he already has the second-most and is on pace to break the mark for most wins through three seasons:

| HEAD COACH                     | WINS      | SEC       |
|--------------------------------|-----------|-----------|
| John Cohen (2004-06)           | 97        | 34        |
| <b>Nick Mingione (2017-19)</b> | <b>94</b> | <b>34</b> |
| Keith Madison (1979-81)        | 92        | 34        |

### NO PLACE LIKE HOME (PLATE)

Kentucky's offense has been one of the nation's elite the past two seasons under Mingione and his staff, in particular renowned hitting guru Todd Guiliams. The Cats have been a devastating offensive club under Guiliams' direction, leading the SEC in a total of 12 offensive statistical categories, while also producing five All-Americans.

#### CONSECUTIVE GAMES STREAKS W/O BEING SHUTOUT

| GAMES      | YEARS        |
|------------|--------------|
| 124        | 1997-99      |
| 105        | 2003-05      |
| <b>96*</b> | <b>2017-</b> |
| 94         | 1958-62      |
| 94         | 1993-95      |
| 85         | 1903-08      |
| 82         | 2015-16      |
| 76         | 2016-17      |

\* 172 of the past 173 games

In 2018, UK led the SEC in home runs per game, slugging percentage, on-base percentage, scoring, doubles per game and sacrifice bunts, while ranking in the nation's top 20 in five of those six categories - and top 10 in three. In 2017, the Cats registered the most hits in a single-season (706) in UK history and ranking near the top of the single-season charts in numerous other categories. The offense also ranked in the top 12 nationally in doubles (2nd), hits (4th), hit by pitches (4th), on-base percentage (7th), walks (10th), sacrifice bunts (10th), slugging percentage (11th) and batting average (12th).

### THE MINGIONE EFFECT

In 16 seasons as a collegiate coach Mingione has produced a sparkling track record. Those teams have averaged 39 victories a year and advanced to the postseason 10 times with two national runner-up finishes.

#### KENTUCKY (HEAD COACH)

2018: 34-22  
2017: 43-23      NCAA Super Regional

#### MISSISSIPPI STATE

2016: 44-18-1      SEC champs; NCAA Super Regional  
2015: 24-30  
2014: 39-24      NCAA Regional  
2013: 51-20      College World Series  
2012: 40-24      SEC Tourney champs; NCAA Regional  
2011: 38-25      NCAA Super Regional  
2010: 23-33  
2009: 25-29

#### WESTERN CAROLINA

2008: 29-28

#### KENTUCKY

2007: 34-19-1  
2006: 44-17^      SEC champs; NCAA Tourney

#### EMBRY-RIDDLE

2005: 53-10^      Sun Conf. champs; NAIA runner-up  
2004: 53-11^      Sun Conf. champs; NAIA Final Four  
2003: 48-16      Sun Conf. champs; NAIA World Series

**Total: 622-349-2 (.641)**

^school record for wins at the time



## WILDCATS RECORD WHEN...

|  | 2019  | MINGIONE |
|--|-------|----------|
| Record .....                           | 17-15 | 94-60    |
| Home .....                             | 13-6  | 62-21    |
| Away .....                             | 4-9   | 25-35    |
| Neutral .....                          | 0-0   | 7-4      |
| SEC .....                              | 2-10  | 34-38    |
| Home .....                             | 1-5   | 20-16    |
| Road .....                             | 1-5   | 14-22    |
| Non-Conference.....                    | 15-5  | 59-19    |
| Home .....                             | 12-1  | 42-5     |
| Road .....                             | 3-4   | 11-13    |
| Neutral.....                           | 0-0   | 6-1      |
| Postseason .....                       | 0-0   | 5-6      |
| Day games .....                        | 13-11 | 60-37    |
| Night games .....                      | 4-4   | 34-23    |
| One-run games .....                    | 3-2   | 15-13    |
| Two-run games .....                    | 2-2   | 9-14     |
| Five+run games.....                    | 9-8   | 51-19    |
| Extra-inning games .....               | 0-2   | 2-5      |
| In shutouts .....                      | 4-0   | 9-1      |
| Scoring first .....                    | 10-8  | 61-29    |
| Opponent scores first .....            | 7-7   | 33-33    |
| Scoring 10 or more runs .....          | 6-0   | 43-1     |
| Allowing 10 or more runs .....         | 0-6   | 1-16     |
| Scoring six runs or more .....         | 11-2  | 72-12    |
| Scoring four runs or less .....        | 3-12  | 13-46    |
| Allowing four runs or less.....        | 15-1  | 67-11    |
| Hitting home run(s) .....              | 11-10 | 69-40    |
| Allowing home run(s) .....             | 2-11  | 43-43    |
| Out-hitting an opponent .....          | 16-1  | 82-18    |
| Out-hit by opponent .....              | 0-14  | 9-41     |
| Matching opponents hits .....          | 1-0   | 3-1      |
| vs. LHP .....                          | 8-6   | 34-18    |
| vs. RHP .....                          | 9-9   | 60-42    |
| Leading after seventh inning .....     | 13-2  | 79-5     |
| Trailing after seventh inning .....    | 4-13  | 11-51    |
| Tied after the seventh inning .....    | 0-0   | 3-3      |
| Decided in the last at bat .....       | 3-3   | 10-8     |
| Not committing an error .....          | 6-0   | 36-15    |
| Committing two or more errors .....    | 1-8   | 16-26    |
| vs. Top 25 .....                       | 1-12  | 29-36    |
| vs. Top 10 .....                       | 1-6   | 10-20    |
| On Sunday .....                        | 3-4   | 19-13    |
| On Monday .....                        | 0-0   | 1-0      |
| On Tuesday .....                       | 4-1   | 19-5     |
| On Wednesday .....                     | 2-1   | 8-4      |
| On Thursday .....                      | 0-1   | 2-4      |
| On Friday .....                        | 5-2   | 26-14    |
| On Saturday .....                      | 3-6   | 19-20    |
| In February .....                      | 5-3   | 16-9     |
| In March .....                         | 11-9  | 38-19    |
| In April .....                         | 1-3   | 23-17    |
| In May .....                           | 0-0   | 17-14    |
| In June .....                          | 0-0   | 4-3      |
| In 1st Base Dugout.....                | 4-2   | 70-35    |
| In 3rd Base Dugout .....               | 13-13 | 24-25    |
| <b>UNI WATCH</b>                       |       |          |
| <b>HOME</b>                            |       |          |
| White top/White pants/Blue hat .....   | 3-1   | 18-5     |
| Blue top/White pants/Blue hat .....    | 3-2   | 19-5     |
| Blue top/Pinstripe pants/Blue hat..... | 0-0   | 2-0      |
| Blue top/White pants/Black hat.....    | 0-0   | 1-0      |
| Black top/White pants/Black hat.....   | 1-1   | 8-4      |
| Black top/White pants/Blue hat.....    | 0-0   | 1-0      |
| Creams/Blue hat.....                   | 3-0   | 8-1      |
| Pinstripes/Blue hat.....               | 3-1   | 7-5      |
| <b>ROAD</b>                            |       |          |
| Gray top/Gray pants/Blue hat .....     | 1-1   | 12-12    |
| Gray top/Gray pants/Black hat.....     | 0-2   | 1-2      |
| Blue top/Gray pants/Blue hat .....     | 2-3   | 10-13    |
| Black top/Gray pants/Black hat .....   | 1-3   | 3-12     |
| Black top/Gray pants/Blue hat .....    | 0-0   | 1-0      |

## BIGGIE BOX

One of the pillars of UK's offense is working its game goals in search of the big inning - "Biggie Box" - which is defined as any inning where the Cats put four or more runs on the scoreboard. The approach has been so effective the lineup has its "Biggie Box" 82 times since the current staff took over (37 in 2017 and 31 in 2018) and have already recorded 14 such innings this season. The Cats also are 70-12 under Mingione when scoring six or more runs. (See page 9 for chart on 2019 big innings)

## FRESH-FACED CATS

No team in America had as many players selected in the 2018 Major League Draft than Kentucky, a staggering total of 13 that brought the program's two-year total to a national-high of 21. With that comes roster turnover, as the program welcomes 22 newcomers this season, including 16 true freshmen.

There is no getting around the fact the Cats are young and inexperienced in 2019. Nationally, the Cats have the second-most freshmen on their roster and second-most total newcomers. Designated hitter T.J. Collett (125 at bats before injury) and outfielders Ryan Johnson (132 ABs) and Ryan Shinn (81 ABs) are the only returning players with more than 53 at bats and left-handed starting pitcher Zack Thompson is the only member of the pitching staff to have pitched at least 50 innings in college.

UK is replacing a total of 381 career starts from its position players, including seven players who made at least 46 career starts. The offense was hit especially hard with at least 76 percent of its production graduating or being drafted in runs, hits, doubles, triples, home runs, RBI, total bases, walks and stolen bases.

## THOMPSON NAMED NATIONAL/SEC PITCHER OF THE WEEK

Zack Thompson was named Perfect Game's National Pitcher of the Week and the SEC Pitcher of the Week on April 1 after turning in a brilliant performance in tossing a complete game shutout against No. 4 Georgia on Mar. 29, striking out a career-high 13 batters and allowing only two infield hits. The complete game shutout was the first for a UK pitcher since Sean Hjelle blanked No. 13 Texas A&M in College Station on March 17, 2017.

A native of Selma, Ind., Thompson dominated the Bulldogs from beginning to end, striking out four in the first two innings and then recording the final six outs of the game via strikeout. The only blemishes were an infield single and a bunt single as he set a new career-high with 124 pitches and got stronger as the game went along.

Thompson was named Preseason First-Team All-America by Baseball America, an honor determined by Major League Baseball scouting directors. He also was voted First-Team Preseason All-SEC by the league's coaches and is on the Golden Spikes Award watch list.

Thompson spent the summer with the USA Baseball Collegiate National Team that went 12-3 overall in three series against Chinese Taipei, Japan and Cuba. He made three appearances (one in each series) with one start, going 1-0 with a spotless ERA of 0.00 in 8.2 innings while allowing just three hits and struck out seven. He also earned the win in series-clinching game of the 7th annual USA-Cuba International Friendship Series, working 2.2 innings while allowing two hits and striking out one.

The 6-foot-3, 220-pounder ranks in the top 20 of all active pitchers with at least 75.0 innings in both strikeouts per nine innings (12.20, 15th nationally) and hits allowed per nine innings (6.16, 19th). This season, he ranks 15th nationally in strikeouts per nine (13.41).

Thompson's 212 career strikeouts makes him the 14th UK pitcher to reach 200 and he's now just three shy of moving into the school's all-time top 10. He currently ranks second on the program's all-time hits allowed per nine innings chart.



## TRACKING KENTUCKY'S EXTRA-BASE HITS

| Player   | Doubles<br>2019 (career) | Triples<br>2019 (career) | Home Runs<br>2019 (career) | Totals<br>2019 (career) |
|--|--------------------------|--------------------------|----------------------------|-------------------------|
| T.J. COLLETT   | 7 (11)                   | 1 (1)                    | 7 (18)                     | 15 (30)                 |
| ELLIOTT CURTIS   | 0 (0)                    | 0 (0)                    | 1 (1)                      | 1 (1)                   |
| BREYDON DANIEL   | 4 (4)                    | 0 (0)                    | 6 (6)                      | 10 (10)                 |
| ROOK ELLINGTON   | 1 (1)                    | 0 (0)                    | 0 (0)                      | 1 (1)                   |
| MARSHALL GEI   | 1 (2)                    | 0 (0)                    | 0 (0)                      | 1 (2)                   |
| CAM HILL   | 4 (4)                    | 0 (0)                    | 1 (1)                      | 5 (5)                   |
| RYAN JOHNSON*  | 0 (11)                   | 0 (0)                    | 0 (3)                      | 0 (14)                  |
| COLTYN KESSLER   | 8 (9)                    | 0 (0)                    | 2 (2)                      | 10 (11)                 |
| ZEKE LEWIS   | 2 (3)                    | 0 (0)                    | 0 (0)                      | 2 (3)                   |
| DALTON REED  | 4 (4)                    | 1 (1)                    | 3 (3)                      | 8 (8)                   |
| ALEX RODRIGUEZ   | 3 (3)                    | 0 (0)                    | 1 (1)                      | 4 (7)                   |
| JAREN SHELBY   | 6 (6)                    | 0 (0)                    | 5 (5)                      | 11 (11)                 |
| RYAN SHINN*  | 15 (21)                  | 0 (1)                    | 8 (10)                     | 23 (32)                 |
| AUSTIN SCHULTZ   | 5 (5)                    | 0 (0)                    | 1 (1)                      | 6 (6)                   |
| (*NOTE: INCLUDES STATS FROM PREVIOUS DIVISION I SCHOOLS) |                          |                          |                            |                         |
| <b>TOTALS</b>  | <b>60 (84)</b>           | <b>2 (3)</b>             | <b>35 (51)</b>             | <b>97 (141)</b>         |

## STRIKEOUT ARTIST

Zack Thompson is one of the nation's premier swing and miss pitchers and is averaging more than 14 strikeouts per nine innings pitched so far in 2019. With his 13 strikeouts vs. No. 4 Georgia he joined elite company in UK pitching circles, becoming just the fifth pitcher to sit down at least 13 hitters in a game in the past 10 years. Three of the other four have pitched in MLB and the other was a second-round draft pick last summer.

14 - Chris Rusin, vs. Tennessee; May 2, 2009

14 - James Paxton, vs. LSU; March 13, 2009

**13 - ZACK THOMPSON, VS. GEORGIA; MARCH 29, 2019**

13 - Sean Hjelle, vs. Oakland; February 23, 2018

13 - Alex Meyer, vs. Niagara; March 12, 2011

13 - Alex Meyer, vs. Miami (Ohio); February 20, 2011

## CAT BURGLAR

Kentucky has wasted no time making the stolen base an integral part of its offensive attack to start the 2019 season, taking off at any and all opportunities thus far and ranking fourth in the NCAA and first in the SEC through three weeks. Even by those standards though, junior outfielder Jaren Shelby put the rest of the NCAA on notice when he stole five bases against Eastern Kentucky on Feb. 26.

The five steals were the most for any SEC player in 25 years, dating back to 1994 when Vanderbilt's Boomer Whipple swiped five against Western Kentucky. Shelby stole second, third and home in the fifth inning against ECU and then second and third again an inning later. The NCAA single-game record for stolen bases is eight.

## HAZELWOOD STAGES SUMMER BREAKOUT

Sophomore left-hander Mason Hazelwood showed flashes of his vast potential as a true freshman in 2018 but it was what he did last summer in the Perfect Game Collegiate Baseball League that really turned heads on a national level. The 6-foot-5 southpaw was named a First-Team Summer Collegiate All-American by Rawlings/Perfect Game after going 5-1 with a 1.80 ERA in 50 innings pitched for the Elmira Pioneers, which also earned him the PGCBL's Pitcher of the Year honor.

Hazelwood appeared in 11 games with eight starts and set a new PGCBL summer record with 84 strikeouts, an absurd 15.12 per nine innings pitched. Opponents hit just .189 off him and scored more than two earned runs just once, which helped him earn an appearance in the PGCBL All-Star

## MULTI-HIT GAMES

| PLAYER         | 2019 | CAREER |
|----------------|------|--------|
| RYAN SHINN     | 13   | 16     |
| JAREN SHELBY   | 11   | 11     |
| T.J. COLLETT   | 8    | 18     |
| BREYDON DANIEL | 8    | 8      |
| COLTYN KESSLER | 7    | 8      |
| DALTON REED    | 7    | 7      |
| AUSTIN SCHULTZ | 5    | 5      |
| ELLIOTT CURTIS | 4    | 4      |
| CAM HILL       | 4    | 4      |
| MARSHALL GEI   | 3    | 3      |
| ALEX RODRIGUEZ | 1    | 2      |
| ZEKE LEWIS     | 1    | 2      |
| RYAN JOHNSON   | 0    | 7      |

## MULTI-RBI GAMES

| PLAYER         | 2019 | CAREER |
|----------------|------|--------|
| T.J. COLLETT   | 9    | 21     |
| JAREN SHELBY   | 7    | 7      |
| RYAN SHINN     | 5    | 6      |
| DALTON REED    | 4    | 4      |
| BREYDON DANIEL | 4    | 4      |
| CAM HILL       | 2    | 2      |
| COLTYN KESSLER | 2    | 2      |
| ALEX RODRIGUEZ | 1    | 2      |
| ELLIOTT CURTIS | 1    | 1      |
| ZEKE LEWIS     | 1    | 1      |
| RYAN JOHNSON   | 0    | 4      |

## CURRENT HIT/REACH BASE STREAKS

| (listed alphabetically; *career) |          |         |            |
|----------------------------------|----------|---------|------------|
| PLAYER                           | LONGEST* | CURRENT | REACH SAFE |
| COLLETT                          | 13       | -       | -          |
| CURTIS                           | 2        | 1       | 1          |
| DANIEL                           | 4        | 3       | 4          |
| ELLINGTON                        | 3        | -       | -          |
| GEI                              | 2        | -       | -          |
| HILL                             | 3        | -       | -          |
| JOHNSON                          | 5        | -       | -          |
| KESSLER                          | 11       | 5       | 5          |
| Z. LEWIS                         | 4        | -       | 4          |
| MACCIOCCHI                       | -        | -       | -          |
| REED                             | 4        | -       | -          |
| RODRIGUEZ                        | 3        | 1       | 1          |
| SHELBY                           | 5        | 5       | 6          |
| SHINN                            | 4        | 3       | 5          |
| SCHULTZ                          | 7        | 7       | 22         |





# KENTUCKY®



## KENTUCKY PROUD PARK

Kentucky baseball has moved into a new home for the 2019 season, opening the \$49 million Kentucky Proud Park, a state-of-the-art facility immediately considered one of the top facilities in all of college baseball. The Wildcats won their first game in their new home, defeating Eastern Kentucky, 7-3, on Feb. 26, 2019.

The stadium features permanent seating for nearly 2,500 fans with additional space on grass berms to accommodate 5,000 fans for regular season games. Beyond the outfield wall, temporary bleachers can be installed for NCAA Tournament games to bring the seating capacity to more than 7,000. Fan amenities also include suites and a new club area.

The team areas were a priority and give our players and coaches everything they need to compete at a high level in a single location. The facility features a team lounge, locker room, training area, indoor hitting and pitching areas, and coaching offices, as well as a recruiting room. All spaces are either new to UK baseball or significantly larger than previous ones.

The playing surface is the AstroTurf® Rootzone Diamond Blend, which will allow the team to maximize usage in all weather conditions. The pitcher's mound will remain dirt.

The video board that looms large beyond the right-centerfield wall measures 48 feet wide by 30 feet tall, making it the eighth-largest in college baseball.

The name is a tribute to farmers and businesses of the Commonwealth of Kentucky and the Big Blue Nation. Kentucky Farm Bureau secured the rights to name the stadium from JMI Sports, UK Athletics' multimedia rights partner. In turn, Kentucky Farm Bureau elected to name the stadium for Kentucky Proud, the state's official agricultural marketing program housed at the Kentucky Department of Agriculture. No state taxpayer dollars were used in funding the agreement. The Kentucky Proud program is funded through the generosity of the Kentucky Agricultural Development Fund. The fund is directed by the Kentucky Agricultural Development Board and administered by the Governor's Office of Agricultural Policy.







## 2019 SPLITS

|                 | G  | AVG. | R   | H   | 2B | 3B | HR | RBI | BB  | K   | SB |
|-----------------|----|------|-----|-----|----|----|----|-----|-----|-----|----|
| <b>OVERALL</b>  | 32 | .254 | 194 | 272 | 60 | 2  | 35 | 162 | 147 | 315 | 64 |
| <b>SEC</b>      | 12 | .222 | 44  | 91  | 16 | 0  | 15 | 37  | 47  | 140 | 15 |
| <b>NON-SEC</b>  | 20 | .282 | 150 | 181 | 44 | 2  | 20 | 125 | 100 | 175 | 49 |
| <b>HOME</b>     | 19 | .266 | 128 | 166 | 30 | 1  | 22 | 106 | 96  | 179 | 43 |
| <b>AWAY</b>     | 13 | .239 | 66  | 106 | 30 | 1  | 13 | 56  | 51  | 136 | 21 |
| <b>NEUTRAL</b>  |    |      |     |     |    |    |    |     |     |     |    |
| <b>DAY</b>      | 24 | .257 | 149 | 208 | 42 | 2  | 26 | 127 | 115 | 237 | 56 |
| <b>NIGHT</b>    | 8  | .245 | 45  | 64  | 18 | 0  | 9  | 35  | 32  | 78  | 8  |
| <b>WINS</b>     | 17 | .294 | 138 | 164 | 36 | 1  | 19 | 114 | 96  | 145 | 45 |
| <b>LOSSES</b>   | 15 | .211 | 56  | 108 | 24 | 1  | 16 | 48  | 51  | 170 | 19 |
| <b>FEBRUARY</b> | 8  | .261 | 58  | 72  | 20 | 1  | 8  | 44  | 35  | 77  | 24 |
| <b>MARCH</b>    | 20 | .256 | 123 | 170 | 31 | 1  | 22 | 105 | 99  | 193 | 36 |
| <b>APRIL</b>    | 4  | .231 | 13  | 30  | 9  | 0  | 5  | 13  | 13  | 45  | 4  |
| <b>MAY</b>      |    |      |     |     |    |    |    |     |     |     |    |

Game, where he struck out all three hitters he faced. His five wins led the league and he was named the top MLB draft prospect in the PGCBL by Perfect Game.

In his first collegiate start on Feb. 27 vs. Northern Kentucky the Salivsa, Ky. native was flat out dominant in six nearly perfect innings of work. He retired the first 16 batters he faced and allowed just one batter to reach base. He struck out a career-high 11 hitters and did not walk anyone.

## MLB TRAINING GROUND

Kentucky has made its presence felt in the Major League Baseball Draft the past two years with 21 players selected, the most of any college program in the country over that span. With exceptional player development a calling card of Mingione and his staff the draft results are even more impressive upon closer inspection:

- 12 Wildcats were selected in the first 10 rounds, also the most in the country
- Five were selected in the first five rounds, including first-rounder Evan White (2017)
- The 13 picks in 2018 are the second-most for any school in a single draft since 2006
- The 13 underclassmen drafted during that span earned \$7.435 million in signing bonus money, an average of \$573,300 per player
- All but one draftee was selected higher than prior to working with the current staff (and the one exception redshirted his lone season in Lexington as a transfer)
- 13 of the draftees had not previously been drafted



## SHELBY CONTINUES FAMILY TRADITION

When UK began recruiting Jaren Shelby it had history and location on its side. The junior outfielder hailed from Lexington, played his prep baseball just down the street at Tates Creek High School and had spent much of his childhood watching older brothers John III and JaVon putting up big numbers for the

## THE BIG INNING

(\*4 or more runs scored)

| OPPONENT              | INNING | RUNS |
|-----------------------|--------|------|
| at Austin Peay        | 8      | 4    |
| at Austin Peay        | 3      | 6    |
| at Austin Peay        | 8      | 6    |
| at Texas Tech         | 5      | 4    |
| vs. Northern Kentucky | 9      | 4    |
| vs. Canisius          | 7      | 5    |
| vs. Canisius          | 8      | 4    |
| vs. Middle Tennessee  | 7      | 6    |
| vs. SIU-Edwardsville  | 8      | 4    |
| vs. Western Kentucky  | 1      | 4    |
| vs. Western Kentucky  | 7      | 6    |
| vs. Xavier            | 3      | 6    |
| vs. Xavier            | 5      | 6    |
| vs. Georgia           | 8      | 4    |

## QUALITY STARTS

(\*6 IP, 3 OR FEWER EARNED RUNS)

| DATE | PITCHER (#)    | IP (H, R-ER, BB, K) |
|------|----------------|---------------------|
| 2/27 | Hazelwood (1)  | 6.0 (1, 0-0, 0, 11) |
| 3/1  | Thompson (1)   | 6.0 (6, 2-2, 2, 11) |
| 3/8  | Thompson (2)   | 7.0 (4, 1-1, 0, 9)  |
| 3/10 | Macciocchi (1) | 6.1 (1, 0-0, 0, 7)  |
| 3/16 | Thompson (3)   | 6.0 (4, 0-0, 2, 9)  |
| 3/22 | Thompson (4)   | 6.0 (7, 3-3, 1, 9)  |
| 3/26 | Hazelwood (2)  | 6.0 (1, 0-0, 1, 7)  |
| 3/29 | Thompson (5)   | 9.0 (2, 0-0, 4, 13) |
| 4/6  | Thompson (6)   | 6.0 (5, 3-1, 0, 6)  |

## SAVES

| DATE | PITCHER (#) | OPPONENT |
|------|-------------|----------|
| 3/2  | Coleman (1) | Canisius |
| 3/8  | Ramsey (1)  | MTSU     |
| 4/5  | Coleman (2) | Missouri |



## WHEN WAS THE LAST TIME...

|   |   |
|---|---|
| WON A SERIES VS. A No. 1 RANKED FOE:                    | vs. No. 1 FLORIDA (2016)  |
| WON A SERIES VS. A TOP 5 FOE:                           | vs. No. 3 TEXAS TECH, 2-1 (MARCH 9-11, 2018)  |
| WON A SERIES VS. TEAM RANKED NO. 6-10:                  | vs. No. 9 AUBURN, 2-1 (MARCH 23-25, 2018)   |
| WON A ROAD SERIES VS. RANKED OPPONENT:                  | AT No. 18 GEORGIA, 2-1 (APRIL 13-14, 2018)  |
| <b>SWEPT A HOME SERIES (THREE OR MORE GAMES):</b>       | <b>vs. MIDDLE TENNESSEE (MARCH 8-10, 2019)</b>  |
| <b>SWEPT A ROAD SERIES (THREE OR MORE GAMES):</b>       | <b>AT AUSTIN PEAY (FEBRUARY 15-17, 2019)</b>  |
| RECORDED A TRIPLE PLAY:                                 | vs. LOUISVILLE (APRIL 18, 2017; 7-6-2)  |
| <b>PLAYED AN EXTRA-INNING GAME:</b>                     | <b>10 INNINGS, vs. No. 4 GEORGIA; L, 8-10 (MARCH 30, 2019)</b>                          |
| SCORED 20 OR MORE RUNS IN A GAME:                       | 20, AT XAVIER (MARCH 20, 2018)  |
| HIT SIX HOME RUNS IN A GAME:                            | vs. DAYTON (APRIL 4, 2012)  |
| HIT SEVEN HOME RUNS IN A GAME:                          | AT XAVIER (MARCH 20, 2018)  |
| HIT FOUR HOME RUNS IN AN INNING:                        | 8TH, vs. DAYTON (FEB. 21, 2016)   |
| <b>DREW 10 OR MORE WALKS IN A GAME:</b>                 | <b>10, vs. CANISIUS (MARCH 2, 2019)</b>   |
| GOT HIT BY 10 OR MORE PITCHES IN A GAME:                | 10, vs. MONMOUTH (MARCH 6, 2010) * TIED NCAA RECORD                                     |
| <b>HIT BY THREE OR MORE PITCHES IN A GAME (PLAYER):</b> | <b>RYAN SHINN (3, AT TEXAS TECH, FEB. 24, 2019)</b>                                     |
| STOLE EIGHT BASES IN A GAME:                            | AT AUBURN (APRIL 25, 2010)  |
| TIED A GAME:  | vs. LSU (MARCH 25, 2007)  |
| <b>LED OFF A GAME WITH A HOME RUN:</b>                  | <b>AUSTIN SCHULTZ (AT MISSOURI, APRIL 7, 2019)</b>                                      |
| LED OFF A GAME WITH A TRIPLE:                           | AUSTIN COUSINO (vs. GEORGIA, MARCH 31, 2013)  |
| HIT A GRAND SLAM:                                       | TRISTAN POMPEY (vs. MURRAY STATE, MAY 15, 2018)   |
| <b>HIT A WALK-OFF HOME RUN:</b>                         | <b>RYAN SHINN (vs. MIDDLE TENNESSEE, TWO-RUN HR, MARCH 10, 2019)</b>                    |
| HIT AN EXTRA-INNING, GAME-WINNING HOME RUN:             | DORIAN HAIRSTON (vs. SOUTH CAROLINA, MAY 8, 2016)                                       |
| <b>HIT TWO HOME RUNS IN A GAME:</b>                     | <b>BREYDON DANIEL (vs. GEORGIA, MARCH 29, 2019)</b>                                     |
| HIT TWO HOME RUNS IN AN INNING:                         | AJ REED (vs. ST. JOSEPH'S, FEB. 21, 2014)   |
| HIT FIVE HOMERS IN A THREE-GAME SPAN:                   | AJ REED (FEB. 21-23, 2014)  |
| HIT THREE HOME RUNS IN A GAME:                          | GUNNER GLAD (vs. SOUTH CAROLINA, MARCH 28, 2009)  |
| HIT A NINTH-INNING, PINCH-HIT HOMER:                    | RILEY MAHAN (AT LSU, MARCH 29, 2015)  |
| HIT A HOME RUN ON HIS BIRTHDAY:                         | LUKE BECKER (vs. SOUTH CAROLINA, APRIL 8, 2018)   |
| <b>HAD A WALK-OFF WIN:</b>                              | <b>vs. MIDDLE TENNESSEE, 5-4 (MARCH 10, 2019)</b>                                       |
| <b>HAD A WALK-OFF HIT (NON-HR):</b>                     | <b>DALTON REED, SINGLE (vs. NORTHERN KENTUCKY, FEB. 27, 2019)</b>                       |
| HAD A WALK-OFF GRAND SLAM:                              | RILEY MAHAN (vs. ALABAMA, APRIL 9, 2016)  |
| HAD A WALK-OFF WALK:                                    | THOMAS BERNAL (vs. BUFFALO, FEB. 26, 2012)  |
| HIT AN INSIDE THE PARK HOMER:                           | RILEY MAHAN (AT LSU, vs. APRIL 4, 2015)   |
| <b>HOMERED IN CONSECUTIVE GAMES:</b>                    | <b>JAREN SHELBY (AT MISSOURI, APRIL 5-6, 2019)</b>                                      |
| HOMERED IN THREE CONSECUTIVE GAMES:                     | T.J. COLLETT (vs. S. HOUSTON ST., MAR. 3; vs. LOUISIANA, MAR. 4; vs. ECU, MAR. 6, 2018) |
| HOMERED IN THREE CONSECUTIVE SEC GAMES:                 | RILEY MAHAN (vs. GEORGIA, MAY 6-7, vs. TENNESSEE, MAY 12, 2017)                         |
| HOMERED IN FOUR CONSECUTIVE GAMES:                      | T.J. COLLETT (vs. XAVIER, FEB. 20; vs. OAKLAND, FEB. 23-25, 2018)                       |
| HOMERED IN FOUR CONSECUTIVE SEC GAMES:                  | RILEY MAHAN (vs. GEORGIA, MAY 6-7, vs. TENNESSEE, MAY 12-13, 2017)                      |
| HOMERED IN FIVE CONSECUTIVE SEC GAMES:                  | AJ REED (vs. FLORIDA, APRIL 4-6, vs. MISSOURI, APRIL 11-12, 2014)                       |
| HOMERED IN CONSECUTIVE AT BATS:                         | KOLE COTTAM (vs. MISSOURI, APRIL 29; AT TENNESSEE, MAY 4, 2018)                         |
| <b>HOMERED IN FIRST AT-BAT OF THE SEASON:</b>           | <b>DALTON REED (AT AUSTIN PEAY, FEB. 15, 2019)</b>                                      |
| <b>HOMERED FOR FIRST CAREER HIT:</b>                    | <b>DALTON REED AND JAREN SHELBY (AT AUSTIN PEAY, FEB. 15, 2019)</b>                     |
| <b>HOMERED IN FIRST AT-BAT OF THEIR CAREER:</b>         | <b>DALTON REED (AT AUSTIN PEAY, FEB. 15, 2019)</b>                                      |
| HOMERED IN FIRST HOME AT BAT OF THEIR CAREER (GS):      | AJ REED (vs. BUFFALO, FEB. 24, 2012)  |
| HOMERED IN FINAL HOME AT BAT OF THEIR CAREER (GS):      | MARCUS NIDIFFER (vs. LSU, MAY 16, 2010)   |
| HIT BACK-TO-BACK HOME RUNS:                             | KOLE COTTAM AND LUKE BECKER (AT VANDERBILT, MAY 19, 2018)                               |
| HIT THREE CONSECUTIVE HOME RUNS:                        | LANCE RAY, BRADEN KAPTEYN AND MARCUS NIDIFFER (AT INDIANA, MAY 11, 2010)                |
| SCORED FOUR OR MORE RUNS IN A GAME:                     | TREY DAWSON (vs. SOUTH CAROLINA, APRIL 6, 2018)   |
| SCORED SIX OR MORE RUNS IN A GAME:                      | ANDY BURNS (vs. MISSISSIPPI STATE, APRIL 19, 2009)                                      |
| <b>HAD A HIT IN SEVEN CONSECUTIVE OFFICIAL AT BATS:</b> | <b>RYAN SHINN (AT AUSTIN PEAY AND AT TEXAS TECH, FEB. 17-23, 2019)</b>                  |
| HAD FOUR OR MORE HITS IN A GAME:                        | ALEX RODRIGUEZ (AT WESTERN CAROLINA, APRIL 11, 2018)                                    |
| HAD FIVE OR MORE HITS IN A GAME:                        | RILEY MAHAN (vs. LSU, APRIL 21, 2017)   |
| HAD SIX HITS IN A GAME:                                 | JT RIDDLE (vs. NIAGARA, FEB. 17, 2013)  |
| HAD FIVE RBI IN A GAME:                                 | KOLE COTTAM (vs. MISSOURI, APRIL 29, 2018)  |
| HAD SIX RBI IN A GAME:                                  | MICHAEL THOMAS (vs. BALL STATE, MARCH 8, 2014)  |
| HAD SEVEN RBI IN A GAME:                                | JAVON SHELBY (AT GEORGIA, MARCH 20, 2016)   |
| HAD EIGHT RBI IN A GAME:                                | LUKE BECKER (vs. MIAMI, OH, MARCH 12, 2017)   |
| HIT HOME RUNS FROM BOTH SIDES OF THE PLATE:             | RYAN WILKES (vs. WRIGHT STATE, MAY 6, 2008)   |
| HIT HR LEFTY/RIGHTY IN A SAME WEEK:                     | TRISTAN POMPEY (AT TEXAS A&M, FEB. 17-19, 2017)   |
| <b>STOLE THREE OR MORE BASES IN A GAME:</b>             | <b>JAREN SHELBY (5, vs. EASTERN KENTUCKY, FEB. 26, 2019)</b>                            |
| WALKED FOUR OR MORE TIMES IN A GAME:                    | T.J. COLLETT (vs. SOUTH CAROLINA, APRIL 6, 2018)  |
| <b>STRUCK OUT 10 OR MORE IN A GAME:</b>                 | <b>ZACK THOMPSON (13, vs. GEORGIA, MARCH 29, 2019)</b>                                  |
| <b>PITCHED A NINE-INNING COMPLETE GAME:</b>             | <b>ZACK THOMPSON (vs. GEORGIA, MARCH 29, 2019)</b>                                      |
| <b>PITCHED A NINE-INNING SHUTOUT:</b>                   | <b>ZACK THOMPSON (vs. GEORGIA, MARCH 29, 2019)</b>                                      |
| PITCHED A NO-HITTER:                                    | JOHN BOWLING (vs. GEORGIA STATE, APRIL 9, 1974; W, 3-0)                                 |



# KENTUCKY



Wildcats. The first family of Lexington baseball, which includes patriarch John Shelby, had a deep connection to the blue and white that proved to be too much for Jaren, the youngest brother, to pass up coming out of State College of Florida last season.

Jaren, a former Kentucky Gatorade Player of the Year in 2016, opted to follow in the footsteps of his brothers, both of whom were all-conference players with the Cats. John III played at UK from 2004-06, was on the program's first SEC championship team and served as a student assistant coach in 2018, while JaVon wore blue from 2014-16. He was named First-Team All-Suncoast Conference last season after hitting .343 with 65 runs, 70 RBI, 30 extra-base hits and 35 steals.

## COLLETT'S COMMUNITY SERVICE

One of the tenets of Mingione's philosophy for the UK program is that young men in it are students first, people second and players third. Junior 1B T.J. Collett was honored for the person part of that by being named to the SEC's Community Service Team last season.

Collett, who hails from Terre Haute, Indiana, is heavily involved with the NEGU/Jessie Rees Foundation, whose mission is connecting with families of young cancer patients, bringing awareness to their stories, offering them a network of helpful resources and sending the entire family encouragement throughout their journey. NEGU, which stands for Never Ever Give Up, has worked with Collett on bringing children and their families to UK home baseball games to experience pregame activities on the field and in the dugout, as well as be announced during the game. As part of his work with NEGU, Collett has spearheaded an effort where members of the UK baseball team deliver Joy Jars to young cancer patients. The jars are stuffed with toys, games, and other things to brighten patients' days while fighting the disease. More information on NEGU can be found at [negu.org](http://negu.org).

## CATS LEAD THE SEC IN WEEKLY HONORS

Although the strength of our TEAM is our TEAM, the Cats have had standout individual performances that have caught the attention of observers across the country and in the SEC offices. Since the beginning of the 2017 season, UK players have been named either SEC Player or Pitcher of the Week **thirteen** times, the most for any school in the conference.

| TEAM            | HONORS    |
|-----------------|-----------|
| <b>KENTUCKY</b> | <b>13</b> |
| LSU             | 10        |
| Auburn          | 9         |

## CATS FEATURED ON NATIONAL BROADCASTS

The Kentucky baseball team will be featured on national television nine times this season, including the Southeastern Conference's Thursday night showcase game.. Additionally, all of the Wildcats' 32 home games and 30 conference games will be available via SECN+. The Cats first appear on national television when Georgia comes to Lexington on Mar. 28. Airing on the SEC Network, the game is the league's featured Thursday night game that week. UK also will appear on the SEC Network on April 13 (at Ole Miss), April 27 (at Florida), May 7 (vs. Indiana), May 10-12 (at South Carolina) and May 14 (vs. Michigan). The April 28 game at Florida is slated for ESPN2.

## #BBN AND BASEBALL: A LOVE STORY

Although not often mentioned in the same breath with baseball hotbeds around the country there is a deep and longstanding bond with the game in the Bluegrass region, particularly the "triangle" extending the Lexington to Cincinnati to Louisville. The Cats have ranked in the top 25 in home attendance each of the past two seasons, ahead of more traditional powers such as Miami, Arizona State, Wichita State, Tulane, Long Beach State, North Carolina and Stanford.

## RANKINGS

### OPPONENTS IN THE POLLS THIS WEEK

| TEAM       | BA | D1 | USA | PG | BWA |
|------------|----|----|-----|----|-----|
| TEXAS TECH | 11 | 15 | 13  | 12 | 11  |
| LSU        | 12 | 9  | 8   | 8  | 8   |
| TEXAS A&M  | 14 | 10 | 12  | 13 | 12  |
| GEORGIA    | 3  | 2  | 2   | 2  | 3   |
| LOUISVILLE | 20 | 20 | 14  | 22 | 12  |
| OLE MISS   | 15 | 11 | 15  | 10 | 15  |
| ARKANSAS   | 8  | 12 | 10  | 11 | 9   |
| MICHIGAN   | 24 | -  | -   | -  | 25  |
| VANDERBILT | 6  | 7  | 7   | 7  | 7   |

### KENTUCKY WEEK-BY-WEEK IN THE NATIONAL POLLS

| TEAM      | BA | D1 | USA | PG | BWA |
|-----------|----|----|-----|----|-----|
| PRESEASON | -  | -  | RV  | -  | RV  |
| WEEK 1    | -  | -  | RV  | -  | -   |
| WEEK 2    | -  | -  | -   | -  | -   |
| WEEK 3    | -  | -  | -   | -  | -   |
| WEEK 4    | -  | -  | RV  | -  | -   |
| WEEK 5    | -  | -  | -   | -  | -   |
| WEEK 6    | -  | -  | -   | -  | -   |
| WEEK 7    | -  | -  | -   | -  | -   |
| WEEK 8    | -  | -  | -   | -  | -   |
| WEEK 9    | -  | -  | -   | -  | -   |
| WEEK 10   | -  | -  | -   | -  | -   |
| WEEK 11   | -  | -  | -   | -  | -   |
| WEEK 12   | -  | -  | -   | -  | -   |
| WEEK 13   | -  | -  | -   | -  | -   |
| WEEK 14   | -  | -  | -   | -  | -   |
| WEEK 15   | -  | -  | -   | -  | -   |

(BA - Baseball America; D1 - D1Baseball; USA - Coaches Poll; PG - Perfect Game; BWA - Baseball Writers Assoc.)

### VS. RANKED OPPONENTS

| TEAM          | HIGH RANK | RECORD |
|---------------|-----------|--------|
| AT TEXAS TECH | 3%        | 0-3    |
| AT LSU        | 11*       | 0-3    |
| TEXAS A&M     | 13%       | 0-3    |
| GEORGIA       | 4%        | 1-2    |
| AT LOUISVILLE | 8^        | 0-1    |

|                   |             |
|-------------------|-------------|
| <b>TOTAL</b>      | <b>1-12</b> |
| <b>vs. TOP 10</b> | <b>1-6</b>  |

(\*NCBWA; \*Baseball America; +USA Coaches; %D1 Baseball; !Perfect Game)





## CATS IN THE RECORD BOOKS

### UK CAREER ERA

(min. 75 innings)

1. Jeff Keener (1980-81) - 2.01
2. Trevor Gott (2011-13) - 2.30
3. AJ Reed (2012-14) - 2.83
4. Joe Georger (1979) - 2.86
5. Alex Phillips (2011-12) - 3.08
6. David Voit (1986-88) - 3.23
7. **ZACK THOMPSON (2017-) - 3.28**
8. Logan Salow (2014-17) - 3.32
9. Dustin Beggs (2015-16) - 3.32
10. Aaron Lovett (2007-08) - 3.38
11. Matt Fisher (1990-92) - 3.39

### UK CAREER HITS/9 INN. ALLOWED

(min. 75 innings)

1. Jeff Keener (1980-81) - 5.11
2. **ZACK THOMPSON (2017-) - 6.16**
3. Tim Brandenburg (1979-80) - 7.42
4. Chris Carroll (1982-85) - 7.43
5. Dustin Beggs (2015-16) - 7.48
6. David Voit (1986-88) - 7.57
7. Justin Lewis (2016-18) - 7.65
8. Logan Salow (2014-17) - 7.75
9. Jack Savage (1983-85) - 7.94
10. W. VanLandingham (1989-91) - 7.97

### UK CAREER 100-HIT CLUB

1. Andy Green (1997-2000) - 277
2. Aaron McGlone (97-00) - 274
3. Mike Botkin (79-82) - 241
4. Evan White (2015-17) - 233
5. Spencer Graeter (2001-04) - 233
6. Jeff Abbott (91-94) - 232
7. Keenan Wiley (2007-10) - 230
8. Ryan Wilkes (2005-08) - 226
9. Jeff Tedesco (94-97) - 223
10. Austin Cousino (2012-14) - 216
11. Chad Green (94-96) - 215
12. Mike Harris (89-91) - 214
13. John Wilson (98-00) - 212
14. Brad Hindersman (91-94) - 212
15. Chad Wright (09-11) - 211
16. Antone DeJesus (2005-07) - 202
17. AJ Reed (2012-14) - 195
18. Tristan Pompey (2016-18) - 193
19. Michael Bertram (2003-06) - 188
20. John Shelby (2004-06) - 177
21. Kyle Barrett (2013-15) - 174
22. Sawyer Carroll (2007-08) - 173
23. Riley Mahan (2015-17) - 172
24. Collin Cowgill (2005-08) - 171
25. J.T. Riddle (2011-13) - 170
26. Kole Cottam (2016-18) - 162
27. Matt Reid (2011-14) - 161
28. Billy Grace (2004-07) - 160
29. Chris Bisson (2008-2010) - 157
30. Thomas McCarthy (2011-12) - 153
31. Braden Kapetyn (2009-11) - 153
32. JaVon Shelby (2014-16) - 150
33. Ka'ai Tom (2014-15) - 148
34. Luke Becker (2016-18) - 148
35. Sean Coughlin (2006-07) - 142
36. Zach Reks (2016-17) - 137
37. Max Kuhn (2012-14) - 133
38. Brian Spear (2007-08) - 130
39. Thomas Bernal (2012-15) - 130
40. Mike Breyman (2003-04) - 127
41. Chad Stewart (2003-04) - 125
42. Chris Wade (2008-09) - 123
43. Taylor Black (2010-11) - 121
44. Marcus Nidiffer (2007-10) - 121
45. Michael Williams (2009-12) - 119
46. Troy Squires (2015-18) - 118
47. Gunner Glad (2009-10) - 115
48. Marcus Carson (2014-17) - 112
49. Shawn Lehmann (2005-06) - 111
50. Storm Wilson (2014-17) - 109
51. Micheal Thomas (2011-14) - 107
52. Connor Heady (2014-17) - 106

### UK CAREER WIN-LOSS PERCENTAGE

1. Greg Dombrowski (2005-08) - .821
2. Jeff Keener (1980-81) - .800
3. **ZACK THOMPSON (2017-) - .750**
4. Dustin Beggs (2015-16) - .727
5. Lorhn Frazier (1990-93) - .719
6. Dylan Dwyer (2013-16) - .714
7. Sean Hjelle (2016-18) - .688
8. Chandler Shepherd (2012-14) - .684
9. Justin Lewis (2016-18) - .682
10. Chris Rusin (2006-09) - .677

### UK SINGLE-SEASON HITS/9 INN.

(min. 45 innings)

1. Jeff Keener (1981) - 3.93
2. **ZACK THOMPSON (2017) - 5.95**
3. Logan Salow (2017) - 6.02
4. Jeff Keener (1980) - 6.19
5. Tim Brandenburg (1980) - 6.29
6. David Voit (1988) - 6.61
7. Chris Carroll (1985) - 6.94
8. Alex Meyer (2011) - 6.95
9. Dustin Beggs (2016) - 7.11
10. Andrew Albers (2008) - 7.19

### UK CAREER STRIKEOUTS

1. Scott Downs (1995-97) - 293
2. Chris Rusin (2006-09) - 274
3. Brian Reed (1991-94) - 271
4. Brandon Webb (1998-2000) - 259
5. Alex Meyer (2009-11) - 253
6. Scott Smith (1990-93) - 242
7. Joe Blanton (2000-02) - 231
8. Scott Wade (2000-03) - 227
9. Sean Hjelle (2016-18) - 222
10. Corey Littrell (2011-13) - 215
11. **ZACK THOMPSON (2017-) - 212**
12. Rodney Bolton (1989-90) - 206
13. Craig Snipp (2003-06) - 203
14. Lorhn Frazier (1990-93) - 202

### UK SINGLE-SEASON WINS

1. Jeff Keener (1981) - 13
2. Joe Georger (1979) - 12
3. AJ Reed (2014) - 12
4. Sean Hjelle (2017) - 11
5. Matthew Coleman (1987) - 10
6. Greg Dombrowski (2006) - 10
7. Dustin Beggs (2016) - 9
8. Corey Littrell (2012) - 9
8. **ZACK THOMPSON (2017) - 8**
- 10 others



## HOME RUN BREAKDOWN

### BY LOCATION

|         |    |
|---------|----|
| AT HOME | 22 |
| ON ROAD | 13 |
| NEUTRAL | 0  |

### BY PITCHER

|           |    |
|-----------|----|
| VS. RIGHT | 20 |
| VS. LEFT  | 15 |

### BY CONFERENCE

|             |    |
|-------------|----|
| VS. SEC     | 15 |
| VS. NON-SEC | 20 |

### BY OUTS

|              |    |
|--------------|----|
| WITH NO OUT  | 11 |
| WITH ONE OUT | 11 |
| WITH TWO OUT | 13 |

### BY RUNNERS ON

|            |    |
|------------|----|
| SOLO       | 20 |
| TWO-RUN    | 7  |
| THREE-RUN  | 8  |
| GRAND SLAM | 0  |

### BY COUNT

|                 |    |
|-----------------|----|
| AHEAD IN COUNT  | 15 |
| EVEN IN COUNT   | 10 |
| BEHIND IN COUNT | 9  |
| FULL COUNT      | 2  |
| FIRST PITCH     | 5  |
| TWO STRIKE      | 8  |

### BY TIME OF DAY

|  |    |
|--|----|
| <i>(FIRST PITCH BEFORE/AFTER 6 P.M. EST)</i> |    |
| DAY GAMES                                    | 26 |
| NIGHT GAMES                                  | 9  |

## HOME RUN TRACKER

| NO | PLAYER (#)     | OPPONENT         | ON | INN. | OUT | COUNT | RHP/LHP |
|----|----------------|------------------|----|------|-----|-------|---------|
| 1  | D. Reed (1)    | @Austin Peay     | 0  | 2    | 1   | 0-0   | LHP     |
| 2  | J. Shelby (1)  | @Austin Peay     | 0  | 6    | 2   | 1-0   | LHP     |
| 3  | T. Collett (1) | @Austin Peay     | 2  | 8    | 0   | 1-2   | LHP     |
| 4  | B. Daniel (1)  | @Austin Peay     | 0  | 9    | 1   | 3-1   | RHP     |
| 5  | T. Collett (2) | @Austin Peay     | 1  | 3    | 1   | 1-0   | LHP     |
| 6  | D. Reed (2)    | @Austin Peay     | 2  | 6    | 2   | 0-0   | LHP     |
| 7  | R. Shinn (1)   | @Texas Tech      | 2  | 5    | 2   | 1-0   | LHP     |
| 8  | T. Collett (3) | Eastern Kentucky | 1  | 5    | 2   | 3-1   | RHP     |
| 9  | R. Shinn (2)   | Canisius         | 0  | 3    | 0   | 0-1   | RHP     |
| 10 | D. Reed (3)    | Canisius         | 1  | 6    | 1   | 0-0   | LHP     |
| 11 | B. Daniel (2)  | Canisius         | 1  | 3    | 0   | 2-1   | LHP     |
| 12 | T. Collett (4) | Boston College   | 0  | 4    | 1   | 2-2   | RHP     |
| 13 | C. Hill (1)    | Middle Tennessee | 1  | 4    | 2   | 0-1   | RHP     |
| 14 | B. Daniel (3)  | Middle Tennessee | 0  | 5    | 0   | 2-1   | RHP     |
| 15 | *R. Shinn (3)  | Middle Tennessee | 1  | 9    | 1   | 0-1   | RHP     |
| 16 | T. Collett (5) | Western Kentucky | 2  | 1    | 0   | 3-1   | LHP     |
| 17 | T. Collett (6) | @LSU             | 0  | 8    | 2   | 1-1   | RHP     |
| 18 | Rodriguez (1)  | Xavier           | 2  | 3    | 2   | 0-0   | LHP     |
| 19 | T. Collett (7) | Xavier           | 2  | 5    | 2   | 3-1   | RHP     |
| 20 | J. Shelby (2)  | Xavier           | 0  | 5    | 2   | 2-2   | RHP     |
| 21 | B. Daniel (4)  | Xavier           | 0  | 7    | 1   | 3-2   | RHP     |
| 22 | R. Shinn (4)   | Texas A&M        | 0  | 1    | 1   | 3-1   | LHP     |
| 23 | R. Shinn (5)   | Texas A&M        | 1  | 3    | 0   | 1-0   | LHP     |
| 24 | E. Curtis (1)  | Texas A&M        | 0  | 7    | 2   | 1-1   | LHP     |
| 25 | R. Shinn (6)   | Texas A&M        | 0  | 1    | 1   | 0-1   | RHP     |
| 26 | B. Daniel (5)  | Georgia          | 0  | 3    | 0   | 2-1   | RHP     |
| 27 | B. Daniel (6)  | Georgia          | 0  | 5    | 1   | 0-2   | RHP     |
| 28 | C. Kessler (1) | Georgia          | 0  | 2    | 2   | 0-1   | RHP     |
| 29 | R. Shinn (7)   | Georgia          | 2  | 8    | 0   | 0-0   | RHP     |
| 30 | J. Shelby (3)  | Georgia          | 0  | 8    | 2   | 1-1   | RHP     |
| 31 | J. Shelby (4)  | Missouri         | 0  | 8    | 0   | 3-2   | RHP     |
| 32 | C. Kessler (2) | Missouri         | 0  | 7    | 2   | 0-2   | RHP     |
| 33 | J. Shelby (5)  | Missouri         | 2  | 8    | 1   | 3-1   | RHP     |
| 34 | A. Schultz (1) | Missouri         | 0  | 1    | 0   | 1-0   | LHP     |
| 35 | R. Shinn (8)   | Missouri         | 0  | 4    | 0   | 1-2   | LHP     |

\*walk-off

## HR BY POSITION

|        |        |
|--------|--------|
| C - 0  | LF - 8 |
| 1B - 3 | CF - 3 |
| 2B - 2 | RF - 6 |
| SS - 1 | DH - 7 |
| 3B - 5 | PH - 0 |

## HR BY INNING

|         |         |
|---------|---------|
| 1ST - 4 | 6TH - 3 |
| 2ND - 2 | 7TH - 3 |
| 3RD - 6 | 8TH - 6 |
| 4TH - 3 | 9TH - 2 |
| 5TH - 6 | 10+ - 0 |



## KENTUCKY BATTING ORDER

| GAME                  | 1       | 2         | 3       | 4       | 5      | 6         | 7          | 8         | 9         |
|-----------------------|---------|-----------|---------|---------|--------|-----------|------------|-----------|-----------|
| AUSTIN PEAY           | DANIEL  | HILL      | SHELBY  | COLLETT | REED   | SHINN     | KESSLER    | RODRIGUEZ | LEWIS     |
| AUSTIN PEAY           | DANIEL  | HILL      | SHELBY  | COLLETT | REED   | SHINN     | GEI        | RODRIGUEZ | LEWIS     |
| AUSTIN PEAY           | DANIEL  | HILL      | SHELBY  | COLLETT | REED   | SHINN     | KESSLER    | RODRIGUEZ | SCHULTZ   |
| TEXAS TECH            | DANIEL  | HILL      | SHELBY  | COLLETT | REED   | SHINN     | RODRIGUEZ  | GEI       | LEWIS     |
| TEXAS TECH            | DANIEL  | HILL      | COLLETT | SHINN   | REED   | SHELBY    | RODRIGUEZ  | GEI       | LEWIS     |
| TEXAS TECH            | DANIEL  | RODRIGUEZ | COLLETT | SHINN   | REED   | SHELBY    | HOLEN      | SCHULTZ   | LEWIS     |
| EASTERN KENTUCKY      | DANIEL  | SHINN     | COLLETT | SHELBY  | REED   | KESSLER   | RODRIGUEZ  | HILL      | LEWIS     |
| NORTHERN KENTUCKY     | DANIEL  | SHINN     | COLLETT | SHELBY  | REED   | RODRIGUEZ | GEI        | HILL      | LEWIS     |
| CANISIUS              | DANIEL  | HILL      | COLLETT | SHINN   | REED   | RODRIGUEZ | KESSLER    | GEI       | LEWIS     |
| CANISIUS (DH-1)       | DANIEL  | SHINN     | COLLETT | SHELBY  | REED   | KESSLER   | ELLINGTON  | RODRIGUEZ | LEWIS     |
| CANISIUS (DH-2)       | DANIEL  | SHINN     | COLLETT | SHELBY  | REED   | KESSLER   | GEI        | RODRIGUEZ | SCHULTZ   |
| BOSTON COLLEGE        | DANIEL  | SHINN     | COLLETT | SHELBY  | REED   | KESSLER   | RODRIGUEZ  | JOHNSON   | CURTIS    |
| MIDDLE TENNESSEE      | DANIEL  | SHINN     | COLLETT | SHELBY  | REED   | KESSLER   | RODRIGUEZ  | HILL      | LEWIS     |
| MID. TENNESSEE (DH-1) | DANIEL  | SHINN     | COLLETT | SHELBY  | REED   | KESSLER   | RODRIGUEZ  | HILL      | LEWIS     |
| MID. TENNESSEE (DH-2) | DANIEL  | SHINN     | COLLETT | SHELBY  | REED   | ELLINGTON | GEI        | RODRIGUEZ | SCHULTZ   |
| SIU-EDWARDSVILLE      | DANIEL  | SHINN     | COLLETT | SHELBY  | REED   | KESSLER   | SCHULTZ    | HILL      | CURTIS    |
| WESTERN KENTUCKY      | DANIEL  | SHINN     | COLLETT | SHELBY  | REED   | KESSLER   | SCHULTZ    | ELLINGTON | RODRIGUEZ |
| LSU (DH-1)            | DANIEL  | SHINN     | COLLETT | SHELBY  | REED   | KESSLER   | GEI        | LEWIS     | RODRIGUEZ |
| LSU (DH-2)            | DANIEL  | SHINN     | COLLETT | SHELBY  | REED   | KESSLER   | SCHULTZ    | HILL      | LEWIS     |
| LSU                   | DANIEL  | SHINN     | COLLETT | SHELBY  | REED   | KESSLER   | SCHULTZ    | CURTIS    | GEI       |
| XAVIER                | DANIEL  | SHINN     | COLLETT | SHELBY  | REED   | KESSLER   | SCHULTZ    | HILL      | RODRIGUEZ |
| TEXAS A&M             | DANIEL  | SHINN     | COLLETT | SHELBY  | REED   | KESSLER   | SCHULTZ    | GEI       | RODRIGUEZ |
| TEXAS A&M             | SCHULTZ | SHINN     | COLLETT | SHELBY  | HILL   | REED      | DANIEL     | KESSLER   | CURTIS    |
| TEXAS A&M             | SCHULTZ | SHINN     | COLLETT | HILL    | CURTIS | KESSLER   | GEI        | DANIEL    | REED      |
| MOREHEAD STATE        | SCHULTZ | SHINN     | COLLETT | REED    | SHELBY | CURTIS    | KESSLER    | HILL      | DANIEL    |
| GEORGIA               | SCHULTZ | SHINN     | COLLETT | REED    | SHELBY | CURTIS    | DANIEL     | KESSLER   | GEI       |
| GEORGIA               | SCHULTZ | SHINN     | COLLETT | SHELBY  | DANIEL | REED      | ELLINGTON  | GEI       | LEWIS     |
| GEORGIA               | SCHULTZ | SHINN     | COLLETT | DANIEL  | SHELBY | REED      | KESSLER    | GEI       | LEWIS     |
| LOUISVILLE            | SCHULTZ | SHINN     | COLLETT | DANIEL  | SHELBY | REED      | KESSLER    | GEI       | LEWIS     |
| MISSOURI              | SCHULTZ | SHINN     | COLLETT | SHELBY  | DANIEL | REED      | MACCIOCCHI | KESSLER   | RODRIGUEZ |
| MISSOURI              | SCHULTZ | SHINN     | COLLETT | SHELBY  | DANIEL | REED      | MACCIOCCHI | KESSLER   | GEI       |
| MISSOURI              | SCHULTZ | SHELBY    | SHINN   | KESSLER | DANIEL | CURTIS    | GEI        | ELLINGTON | RODRIGUEZ |







## KENTUCKY STARTING LINEUP

| <b>GAME</b>           | <b>C</b> | <b>1B</b> | <b>2B</b>  | <b>SS</b> | <b>3B</b>  | <b>LF</b> | <b>CF</b> | <b>RF</b> | <b>DH</b> |
|-----------------------|----------|-----------|------------|-----------|------------|-----------|-----------|-----------|-----------|
| AUSTIN PEAY           | KESSLER  | REED      | LEWIS      | RODRIGUEZ | DANIEL     | SHINN     | HILL      | SHELBY    | COLLETT   |
| AUSTIN PEAY           | GEI      | REED      | LEWIS      | RODRIGUEZ | DANIEL     | SHINN     | HILL      | SHELBY    | COLLETT   |
| AUSTIN PEAY           | KESSLER  | REED      | SCHULTZ    | RODRIGUEZ | DANIEL     | SHINN     | HILL      | SHELBY    | COLLETT   |
| TEXAS TECH            | GEI      | REED      | LEWIS      | RODRIGUEZ | DANIEL     | SHINN     | HILL      | SHELBY    | COLLETT   |
| TEXAS TECH            | GEI      | REED      | LEWIS      | RODRIGUEZ | DANIEL     | SHINN     | HILL      | SHELBY    | COLLETT   |
| TEXAS TECH            | HOLEN    | REED      | LEWIS      | RODRIGUEZ | SCHULTZ    | SHINN     | DANIEL    | SHELBY    | COLLETT   |
| EASTERN KENTUCKY      | KESSLER  | REED      | LEWIS      | RODRIGUEZ | DANIEL     | SHINN     | DANIEL    | SHELBY    | COLLETT   |
| NORTHERN KENTUCKY     | GEI      | REED      | LEWIS      | RODRIGUEZ | DANIEL     | SHINN     | DANIEL    | SHELBY    | COLLETT   |
| CANISIUS              | GEI      | REED      | LEWIS      | RODRIGUEZ | KESSLER    | SHINN     | HILL      | DANIEL    | COLLETT   |
| CANISIUS (DH-1)       | KESSLER  | REED      | LEWIS      | RODRIGUEZ | DANIEL     | SHINN     | ELLINGTON | SHELBY    | COLLETT   |
| CANISIUS (DH-2)       | GEI      | REED      | SCHULTZ    | RODRIGUEZ | KESSLER    | DANIEL    | SHELBY    | SHINN     | COLLETT   |
| BOSTON COLLEGE        | KESSLER  | REED      | CURTIS     | RODRIGUEZ | DANIEL     | JOHNSON   | SHELBY    | SHINN     | COLLETT   |
| MIDDLE TENNESSEE      | KESSLER  | REED      | LEWIS      | RODRIGUEZ | DANIEL     | SHINN     | HILL      | SHELBY    | COLLETT   |
| MID. TENNESSEE (DH-1) | KESSLER  | REED      | LEWIS      | RODRIGUEZ | DANIEL     | SHINN     | HILL      | SHELBY    | COLLETT   |
| MID. TENNESSEE (DH-2) | GEI      | REED      | SCHULTZ    | RODRIGUEZ | DANIEL     | SHINN     | ELLINGTON | SHELBY    | COLLETT   |
| SIU-EDWARDSVILLE      | KESSLER  | REED      | CURTIS     | SCHULTZ   | DANIEL     | SHINN     | HILL      | SHELBY    | COLLETT   |
| WESTERN KENTUCKY      | KESSLER  | REED      | SCHULTZ    | RODRIGUEZ | DANIEL     | SHINN     | ELLINGTON | SHELBY    | COLLETT   |
| LSU (DH-1)            | GEI      | REED      | LEWIS      | RODRIGUEZ | KESSLER    | DANIEL    | SHELBY    | SHINN     | COLLETT   |
| LSU (DH-2)            | KESSLER  | REED      | LEWIS      | SCHULTZ   | DANIEL     | SHINN     | HILL      | SHELBY    | COLLETT   |
| LSU                   | GEI      | REED      | CURTIS     | SCHULTZ   | KESSLER    | DANIEL    | SHELBY    | SHINN     | COLLETT   |
| XAVIER                | KESSLER  | REED      | SCHULTZ    | RODRIGUEZ | DANIEL     | SHINN     | HILL      | SHELBY    | COLLETT   |
| TEXAS A&M             | GEI      | REED      | SCHULTZ    | RODRIGUEZ | KESSLER    | DANIEL    | SHELBY    | SHINN     | COLLETT   |
| TEXAS A&M             | KESSLER  | REED      | CURTIS     | SCHULTZ   | DANIEL     | SHINN     | HILL      | SHELBY    | COLLETT   |
| TEXAS A&M             | GEI      | REED      | CURTIS     | SCHULTZ   | KESSLER    | DANIEL    | HILL      | SHINN     | COLLETT   |
| MOREHEAD STATE        | KESSLER  | REED      | CURTIS     | SCHULTZ   | DANIEL     | SHINN     | HILL      | SHELBY    | COLLETT   |
| GEORGIA               | GEI      | REED      | CURTIS     | SCHULTZ   | KESSLER    | DANIEL    | SHELBY    | SHINN     | COLLETT   |
| GEORGIA               | GEI      | REED      | LEWIS      | SCHULTZ   | DANIEL     | SHINN     | ELLINGTON | SHELBY    | COLLETT   |
| GEORGIA               | GEI      | REED      | LEWIS      | SCHULTZ   | KESSLER    | DANIEL    | SHELBY    | SHINN     | COLLETT   |
| LOUISVILLE            | GEI      | REED      | LEWIS      | SCHULTZ   | KESSLER    | DANIEL    | SHELBY    | SHINN     | COLLETT   |
| MISSOURI              | KESSLER  | REED      | SCHULTZ    | RODRIGUEZ | MACCIOCCHI | DANIEL    | SHELBY    | SHINN     | COLLETT   |
| MISSOURI              | GEI      | REED      | MACCIOCCHI | SCHULTZ   | KESSLER    | DANIEL    | SHELBY    | SHINN     | COLLETT   |
| MISSOURI              | GEI      | DANIEL    | SCHULTZ    | RODRIGUEZ | KESSLER    | SHINN     | ELLINGTON | SHELBY    | CURTIS    |



## BELANGER BRINGS OUT THE BEST

Pitching coach Jim Belanger has only been coaching for a relatively short time but he already has made quite a name for himself with his development of young pitchers. Dedicated to tailoring individual pitching plans to suit each pitcher's strengths the results have been undeniable, particularly as it relates to preparing them for professional baseball. Belanger has had 21 of his pupils selected in the Major League Baseball Draft with an eye-popping 19 of them being drafted higher than previously taken before working with him. Twelve of those 21 players had previously been undrafted and 11 of the 21 were taken in the first 10 rounds of the draft. In two years at UK, Belanger has mentored nine players selected in the draft (Justin Lewis was selected in both 2017 and 2018).

**SUCCESS WITH PITCHERS IN MLB DRAFT**

**JIM BELANGER**

| YEAR | ROUND | PRIOR DRAFT STATUS | YEAR | ROUND | PRIOR DRAFT STATUS |
|------|-------|--------------------|------|-------|--------------------|
| 2018 | 2nd   | UNDRAFTED          | 2016 | 5th   | 32nd ROUND         |
| 2018 | 6th   | UNDRAFTED          | 2016 | 25th  | UNDRAFTED          |
| 2018 | 12th  | 11th ROUND         | 2016 | 36th  | UNDRAFTED          |
| 2018 | 16th  | UNDRAFTED          | 2015 | 5th   | UNDRAFTED          |
| 2018 | 32nd  | UNDRAFTED          | 2015 | 10th  | 23rd ROUND         |
| 2018 | 40th  | 34th ROUND         | 2015 | 15th  | UNDRAFTED          |
| 2017 | 6th   | UNDRAFTED          | 2015 | 24th  | UNDRAFTED          |
| 2017 | 7th   | 23rd ROUND         | 2014 | 2nd   | 29th ROUND         |
| 2017 | 9th   | UNDRAFTED          | 2014 | 15th  | UNDRAFTED          |
| 2017 | 11th  | 19th ROUND         | 2013 | 6th   | 23rd ROUND         |
|      |       |                    | 2012 | 1st   | 29th ROUND         |

**2017-18 AT KENTUCKY**

**2012-16**



Nine former Wildcats either made the 2019 MLB Opening Day or 40-man roster:

### MLB

**Trevor Gott (RP)** - San Francisco Giants  
**Luke Maile (C)** - Toronto Blue Jays  
**James Paxton (SP)** - New York Yankees  
**Tim Peterson (RP)** - New York Mets  
**JT Riddle (INF)** - Miami Marlins  
**Taylor Rogers (RP)** - Minnesota Twins  
**Chris Rusin (RP)** - Colorado Rockies

### 40-MAN ROSTER

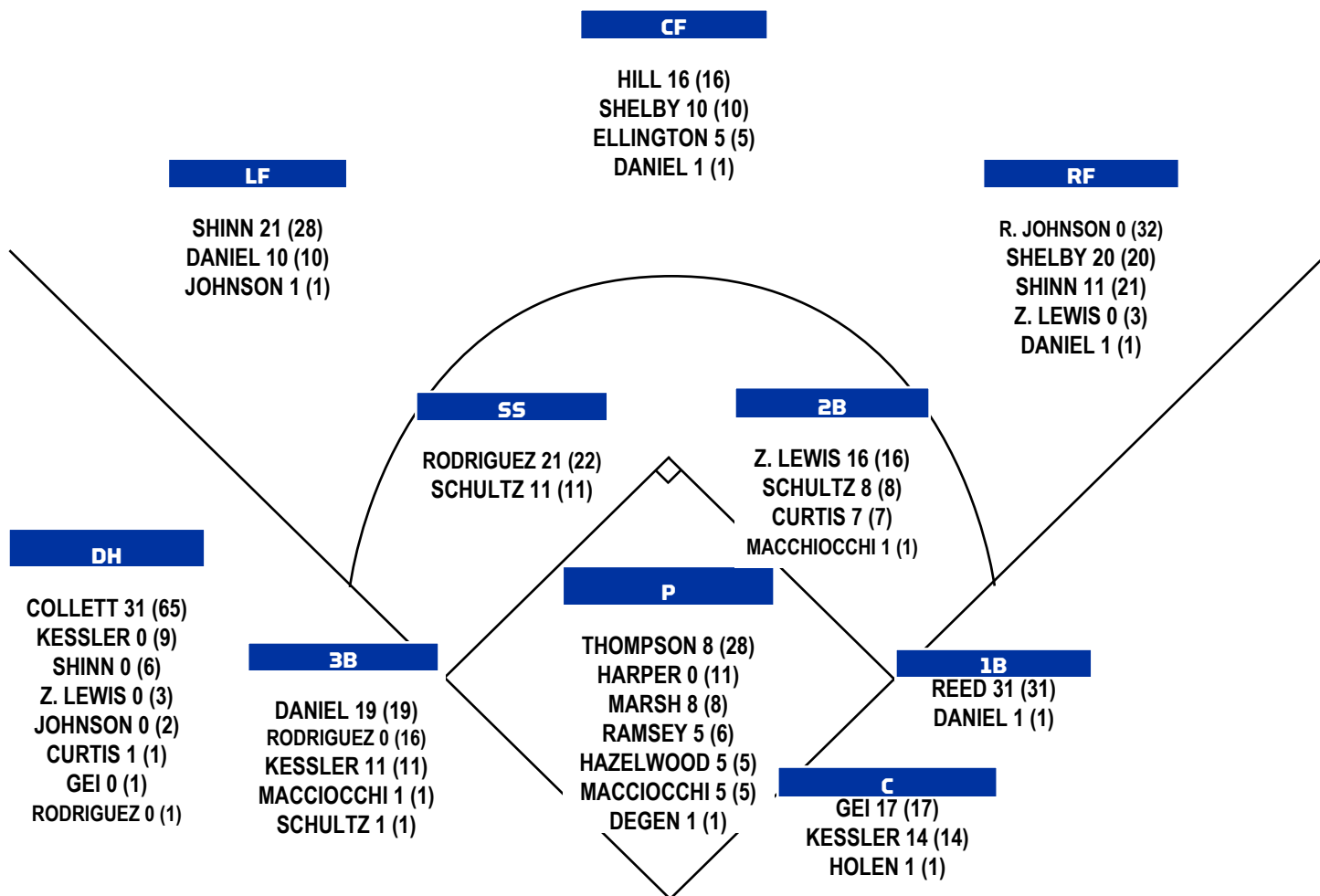
**AJ Reed (1B/DH)** - Houston Astros  
**Chandler Shepherd (SP)** - Boston Red Sox

## TRACKING KENTUCKY CAREER HIGHS

| PLAYER             | HITS (most recent)                | RBI (most recent)             | RUNS (most recent)              |
|--------------------|-----------------------------------|-------------------------------|---------------------------------|
| ORLANDO ADAMS JR.  | --                                | --                            | 1 (vs. W. KENTUCKY; 3/13/19)    |
| T.J. COLLETT       | 4 (vs. vs. XAVIER; 3/20/18)       | 5 (vs. OAKLAND; 2/24/18)      | 3 (vs. XAVIER; 3/20/18)         |
| ELLIOTT CURTIS     | 3 (AT LSU; 3/16/19)               | 2 (vs. SIUE; 3/12/19)         | 2 (vs. SIUE; 3/12/19)           |
| BREYDON DANIEL     | 3 (vs. CANISIUS; 3/1/19)          | 2 (vs. GEORGIA; 3/28/19)      | 3 (vs. XAVIER; 3/19/19)         |
| ROOK ELLINGTON     | 1 (vs. W. KENTUCKY; 3/13/19)      | 1 (vs. W. KENTUCKY; 3/13/19)  | 2 (vs. CANISIUS; 3/1/19)        |
| MARSHALL GEI       | 3 (vs. N. KENTUCKY; 2/27/19)      | 1 (vs. TEXAS A&M; 3/24/19)    | 1 (vs. GEORGIA; 3/30/19)        |
| CAM HILL           | 2 (vs. MTSU; 3/8/19)              | 2 (vs. MTSU; 3/8/19)          | 2 (vs. MTSU; 3/10/19)           |
| RYAN JOHNSON       | 4 (vs. MIAMI UNIV.; 3/27/18)      | 4 (vs. OAKLAND; 2/25/18)      | 3 (vs. HOUSTON; 3/2/18)         |
| COLTYN KESSLER     | 3 (vs. GEORGIA; 3/30/19)          | 3 (vs. CANISIUS; 3/1/19)      | 2 (vs. XAVIER; 3/19/19)         |
| ZEKE LEWIS         | 2 (vs. CANISIUS; 3/2/19)          | 4 (vs. CANISIUS; 3/2/19)      | 2 (vs. GEORGIA; 3/30/19)        |
| GRANT MACCIOCCHI   | 1 (AT MISSOURI; 4/5/19)           | --                            | 1 (vs. CANISIUS; 3/1/19)        |
| DALTON REED        | 3 (AT AUSTIN PEAY; 2/15/19)       | 4 (vs. W. KENTUCKY; 3/13/19)  | 3 (vs. CANISIUS; 3/2/19)        |
| ALEX RODRIGUEZ     | 4 (AT W. CAROLINA; 4/11/18)       | 4 (vs. XAVIER; 3/19/19)       | 3 (AT AUSTIN PEAY; 2/17/19)     |
| JAREN SHELBY       | 3 (vs. GEORGIA; 3/30/19)          | 3 (AT MISSOURI; 4/6/19)       | 2 (vs. XAVIER; 3/19/19)         |
| RYAN SHINN         | 3 (AT MISSOURI; 4/5/19)           | 4 (vs. GEORGIA; 3/30/19)      | 3 (vs. W. KENTUCKY; 3/13/19)    |
| AUSTIN SCHULTZ     | 3 (vs. GEORGIA; 3/30/19)          | 1 (AT LSU; 3/16/19)           | 2 (vs. GEORGIA; 3/30/19)        |
| PITCHERS           | INNINGS (most recent)             | STRIKEOUTS (most recent)      | PITCHES (most recent)           |
| COLE AYERS         | 2.0 (vs. MOREHEAD ST.; 3/26/19)   | 3 (vs. SIUE; 3/12/19)         | 25 (vs. N. KENTUCKY; 2/27/19)   |
| TYLER BURCHETT     | 1.0 (vs. W. KENTUCKY; 3/13/19)    | 1 (vs. W. KENTUCKY; 3/13/19)  | 13 (vs. W. KENTUCKY; 3/13/19)   |
| CARSON COLEMAN     | 2.2 (AT WESTER CAROLINA; 4/11/18) | 5 (AT MISSOURI; 4/5/19)       | 44 (vs. CANISIUS; 3/2/19)       |
| BRAXTON COTTONGAME | 2.0 (AT LSU; 3/16/19)             | 1 (AT LSU; 3/16/19)           | 33 (AT LSU; 3/16/19)            |
| COLE DANIELS       | 1.0 (AT LSU; 3/17/19)             | 3 (vs. CANISIUS; 3/2/19)      | 28 (AT TEXAS TECH; 2/24/19)     |
| ALEX DEGEN         | 2.2 (vs. XAVIER; 3/19/19)         | 2 (vs. XAVIER; 3/19/19)       | 49 (vs. XAVIER; 3/19/19)        |
| DANIEL HARPER      | 6.0 (vs. MIAMI UNIV.; 3/27/18)    | 8 (vs. EVANSVILLE; 2/18/18)   | 78 (vs. EVANSVILLE; 2/18/18)    |
| MASON HAZELWOOD    | 6.0 (vs. MOREHEAD ST.; 3/26/19)   | 11 (vs. N. KENTUCKY; 2/27/19) | 97 (vs. MOREHEAD ST.; 3/26/19)  |
| RYAN JOHNSON       | 1.0 (vs. XAVIER; 3/19/19)         | 1 (AT LSU; 3/16/19)           | 26 (AT LSU; 3/16/19)            |
| BEN JORDAN         | 2.0 (AT LSU; 3/16/19)             | 1 (AT LSU; 3/16/19)           | 37 (AT LSU; 3/16/19)            |
| TRIP LOCKHART      | 2.1 (vs. TEXAS A&M; 3/23/19)      | 2 (vs. XAVIER; 3/19/19)       | 33 (vs. TEXAS A&M; 3/23/19)     |
| GRANT MACCIOCCHI   | 6.1 (vs. MTSU; 3/10/19)           | 7 (vs. MTSU; 3/10/19)         | 82 (AT LSU; 3/16/19)            |
| DILLON MARSH       | 5.0 (vs. CANISIUS; 3/2/19)        | 6 (vs. CANISIUS; 3/2/19)      | 76 (vs. CANISIUS; 3/2/19)       |
| BRETT MARSHALL     | 2.0 (AT TEXAS TECH; 2/24/19)      | 3 (vs. FLORIDA; 4/19/18)      | 34 (vs. SOUTH CAROLINA; 4/7/18) |
| JIMMY RAMSEY       | 6.0 (AT VANDERBILT; 5/18/18)      | 9 (AT VANDERBILT; 5/18/18)    | 99 (AT MISSOURI; 4/5/19)        |
| HUNTER RIGSBY      | 2.0 (vs. CANISIUS; 3/2/19)        | 2 (vs. XAVIER; 3/19/19)       | 39 (AT TEXAS TECH; 2/23/19)     |
| ZACK THOMPSON      | 9.0 (vs. GEORGIA; 3/29/19)        | 13 (vs. GEORGIA; 3/29/19)     | 124 (vs. GEORGIA; 3/29/19)      |



## STARTS BY POSITION AT UK 2019 (CAREER)



| GAMES-GAMES STARTED |        |       |       |       |                   |
|---------------------|--------|-------|-------|-------|-------------------|
| PLAYER              | CAREER | 2019  | 2018  | 2017  | 2016              |
| T.J. COLLETT        | 86-66  | 31-31 | 34-32 | 20-2  | -                 |
| ZEKE LEWIS          | 83-22  | 25-16 | 30-6  | 28-0  | -                 |
| RYAN SHINN          | 83-65  | 32-32 | 36-23 | -     | 15-10+            |
| RYAN JOHNSON        | 72-41  | 3-1   | 50-35 | -     | 21-5 <sup>^</sup> |
| ALEX RODRIGUEZ      | 54-40  | 25-21 | 29-19 | -     | -                 |
| COLTYN KESSLER      | 42-34  | 26-25 | 16-9  | -     | -                 |
| MARSHALL GEI        | 38-18  | 19-17 | 10-1  | 9-0   | -                 |
| ELLIOTT CURTIS      | 37-10  | 21-8  | -     | 16-2~ | -                 |
| CAM HILL            | 34-16  | 27-16 | 7-0   | -     | -                 |
| BREYDON DANIEL      | 32-32  | 32-32 | -     | -     | -                 |
| DALTON REED         | 31-31  | 31-31 | -     | -     | -                 |
| JAREN SHELBY        | 31-30  | 31-30 | -     | -     | -                 |
| AUSTIN SCHULTZ      | 24-20  | 24-20 | -     | -     | -                 |
| ROOK ELLINGTON      | 16-5   | 16-5  | -     | -     | -                 |
| ORLANDO ADAMS JR.   | 10-0   | 10-0  | -     | -     | -                 |
| GRANT MACCHIOCCHI   | 6-2    | 6-2   | -     | -     | -                 |
| TRAE HARMON         | 5-0    | 5-0   | -     | -     | -                 |
| TANNER HOLEN        | 3-1    | 3-1   | -     | -     | -                 |

<sup>^</sup>AT TCU; +AT FLORIDA GULF COAST; ~AT MIDDLE TENNESSEE





## 2019 SEASON HONORS

### T.J. COLLETT (Jr., 1B/DH)

- COACHES PRESEASON FIRST-TEAM ALL-SEC
- 2019 DRAFT SEC PROSPECT, No. 33 (D1 BASEBALL)

### ROOK ELLINGTON (Fr., OF)

- 2019 NATIONAL TOP 50 IMPACT FRESHMAN, #41 (D1 BASEBALL)
- 2019 SEC IMPACT FRESHMAN (D1 BASEBALL)

### MARSHALL GEI (R-Sr., C)

- 2019 UK ATHLETICS FRANK G. HAM SOCIETY OF CHARACTER

### MASON HAZELWOOD (So., LHP)

- NATIONAL PLAYERS OF WEEK, MAR. 4 (COLLEGIATE BASEBALL)
- 2020 DRAFT PROSPECT, SEC No. 33 (D1 BASEBALL)

### BEN JORDAN (R-Fr., RHP)

- 2020 DRAFT PROSPECT, SEC No. 34 (D1 BASEBALL)

### DILLON MARSH (Fr., LHP)

- 2019 NATIONAL TOP 50 IMPACT FRESHMAN, #48 (D1 BASEBALL)
- 2019 SEC IMPACT FRESHMAN (D1 BASEBALL)

### JIMMY RAMSEY (So., RHP)

- 2020 DRAFT PROSPECT, SEC No. 23 (D1 BASEBALL)

### DALTON REED (Jr., IF)

- 2019 DRAFT PROSPECT, SEC No. 48 (D1 BASEBALL)

### JAREN SHELBY (Jr., OF)

- 2019 DRAFT PROSPECT, SEC No. 44 (D1 BASEBALL)

### RYAN SHINN (Sr., OF)

- NATIONAL PLAYERS OF WEEK, FEB. 25 (COLLEGIATE BASEBALL)
- WEEKEND STANDOUT, FEB. 22-24 (BASEBALL AMERICA)

### ZACK THOMPSON (Jr., LHP)

- NATIONAL PITCHER OF THE WEEK, APRIL 1 (PERFECT GAME)
- NATIONAL PITCHER OF THE WEEK, APRIL 1 (NCBWA)
- SEC PITCHER OF THE WEEK (APRIL 1)
- NATIONAL PLAYERS OF WEEK, APRIL 1 (COLLEGIATE BASEBALL)
- BASEBALL AMERICA PRESEASON FIRST-TEAM ALL-AMERICA
- COACHES PRESEASON FIRST-TEAM ALL-SEC
- PRESEASON GOLDEN SPIKES AWARD WATCH LIST
- PERFECT GAME PRESEASON ALL-SEC (2019)
- 2019 No. 7 COLLEGE JUNIOR (PERFECT GAME)
- 2019 D1BASEBALL.COM No. 3 COLLEGE PITCHING PROSPECT
- 2019 D1BASEBALL.COM No. 6 OVERALL COLLEGE PROSPECT
- 2019 BASEBALL AMERICA No. 6 COLLEGE PROSPECT
- 2019 MLBPIPELINE.COM No. 7 COLLEGE PROSPECT
- 2019 MLBPIPELINE.COM No. 15 DRAFT PROSPECT
- 2019 PERFECT GAME No. 8 COLLEGE PROSPECT
- 2019 DRAFT PROSPECT, USA BASEBALL COLLEGIATE NATIONAL TEAM (BASEBALL AMERICA)
- 2019 DRAFT PROSPECT, SEC No. 1 (BASEBALL AMERICA)
- 2019 DRAFT PROSPECT, SEC No. 1 (D1 BASEBALL)

In 2018 the program sold its entire allotment of season tickets for the first time in school history and ultimately saw 91,551 fans passing through the gates. The number set a school-record for total season attendance, an average of 3,270 fans per game, and placed the Cats in the nation's top 20 in attendance. Furthermore, the **TEN** largest crowds in school history have come the past three seasons and **FIVE** times the program set either a regular season or postseason attendance record since Nick Mingione took over as head coach.

## DID YOU KNOW? WILDCATS TRIVIA ...

**Orlando Adams Jr.** - Related to Basketball Hall of Famer Dominique Wilkins

**Cole Ayers** - Father, Mike, played Triple-A with Pittsburgh; Uncle, Nick Ayers, played in NFL with Cincinnati Bengals

**Tyler Burchett** - Grew up on a grain farm in Pennsylvania

**T.J. Collett** - Hit a home run into upper deck at Houston Astros' Minute Maid Park

**Breydon Daniel** - Father, Mike, was All-American at Oklahoma State and played pro ball

**Alex Degen** - Has competed in multiple sprint triathlons

**Rook Ellington** - Father, Mark, played both basketball and baseball in college

**Will Gambino** - Former prep outfielder making transition to the mound

**Marshall Gei** - In Master's Program for Medical Physics; Recently inducted into UK's prestigious Frank G. Ham Society of Character

**Cam Hill** - Grew up attending UK games and standing by the Cats' dugout

**Tanner Holen** - Nearly died after internal infection in 2016 that collapsed both lungs

**Ben Jordan** - Returning after missing 2018 season due to arm surgery

**Coltyn Kessler** - Both parents were collegiate athletes (father - baseball, mother - soccer)

**Zeke Lewis** - Accomplished musician by stage name of 4\$ound

**Trip Lockhart** - Overcame childhood battle with scoliosis

**Grant Macciocchi** - Father, Vince, played basketball at Eastern Illinois

**Brett Marshall** - Third member of family to play for UK: Father, John; Brother, Tyler

**Justin Olson** - Tied New York Yankees first baseman Greg Bird's single-season prep home run record in Colorado; 2018 Colorado Gatorade Player of Year

**Jimmy Ramsey** - Grew up playing hockey

**Dalton Reed** - Led JUCO in home runs in 2017 (26), had 44 in two seasons

**Alex Rodriguez** - Born in the Dominican Republic before moving to US in 2004

**Austin Schultz** - 2017 Nebraska Gatorade Player of the Year

**Jaren Shelby** - Third Shelby to play at UK, joining brothers John III and JaVon

## WALK IT OFF

### The Cats' 10 most recent walk-off victories

| DATE    | OPPONENT             | SCORE    | FINAL PLAY       |
|---------|----------------------|----------|------------------|
| 3/10/19 | Middle Tennessee     | 5-4      | Two-Run Home Run |
| 2/27/19 | Northern Kentucky    | 5-4      | RBI Single       |
| 3/23/18 | No. 9 Auburn         | 5-4      | Wild Pitch       |
| 2/27/18 | Western Kentucky     | 4-3      | Wild Pitch       |
| 5/8/16  | No. 2 South Carolina | 5-4 (12) | Solo Home Run    |
| 4/23/16 | Arkansas             | 5-4 (7)  | RBI Single       |
| 4/9/16  | Alabama              | 6-2      | Grand Slam       |
| 3/27/16 | No. 1 Florida        | 5-4 (10) | Wild Pitch       |
| 3/6/16  | Buffalo              | 9-8 (10) | RBI Single       |
| 2/27/15 | Nebraska-Omaha       | 6-5 (14) | RBI Single       |

## "THE HOOK"

One of the personal touches to the Wildcats' new home, Kentucky Proud Park, is "The Hook," which is the name of the visting bullpen just beyond the right field wall. The name is a tribute to former UK pitcher Jonathan Hooker, who pitched for the Cats from 1998-2001, and died in the plane crash of Comair Flight 5191 on Aug. 27, 2006 in Lexington.

Hooker and his wife, Scarlett Parsley, were married the night before and were on the early-morning flight headed to their honeymoon when the pilots attempted to take off from the wrong runway and crashed into a neighboring field. Forty-nine of the 50 people on board were killed, including both Hooker and Parsley.

The London, Ky. native was a beloved teammate and member of UK Baseball and his family was honored on Mar. 29, 2019 during an in-game ceremony to officially unveil "The Hook," which features a sign and memorial to the former Wildcat.



*The Hooker Family was honored on March 29 in memory of the late Jonathan Hooker and his wife, Scarlett Parsley, who died in crash of Comair Flight 5191 in August 2006.*

## 2019 CATS IN THE PROS

### MAJOR LEAGUE BASEBALL

TREVOR GOTT - SAN FRANCISCO GIANTS  
 ANDY GREEN - SAN DIEGO PADRES (MANAGER)  
 LUKE MAILE - TORONTO BLUE JAYS  
 JAMES PAXTON - NEW YORK YANKEES  
 TIM PETERSON - NEW YORK METS  
 JT RIDDLE - MIAMI MARLINS  
 TAYLOR ROGERS - MINNESOTA TWINS  
 CHRIS RUSIN - COLORADO ROCKIES

### TRIPLE-A

ZACK BROWN (BREWERS) - SAN ANTONIO MISSIONS  
 COLLIN COWGILL (NATIONALS) - FRESNO GRIZZLIES  
 ALEX MEYER (ANGELS) - SALT LAKE BEES  
 AJ REED (ASTROS) - ROUND ROCK EXPRESS  
 CHANDLER SHEPHERD (RED SOX) - PAWTUCKET RED SOX

### DOUBLE-A

DUSTIN BEGGS (MARLINS) - JACKSONVILLE JUMBO SHRIMP  
 ZACH LOGUE (BLUE JAYS) - NEW HAMPSHIRE FISHER CATS  
 ZACH POP (ORIOLES) - BOWIE BAYSOX  
 ZACH REKS (BLUE JAYS) - TULSA DRILLERS  
 KA'AI TOM (INDIANS) - AKRON RUBBER DUCKS  
 EVAN WHITE (MARINERS) - ARKANSAS TRAVELERS

### A-ADVANCED

BEN AKLINSKI (PHILLIES) - CLEARWATER THRESHERS  
 RILEY MAHAN (MARLINS) - JUPITER HAMMERHEADS  
 TRISTAN POMPEY (MARLINS) - JUPITER HAMMERHEADS  
 LOGAN SALOW (DODGERS) - RANCHO CUCAMONGA QUAKES

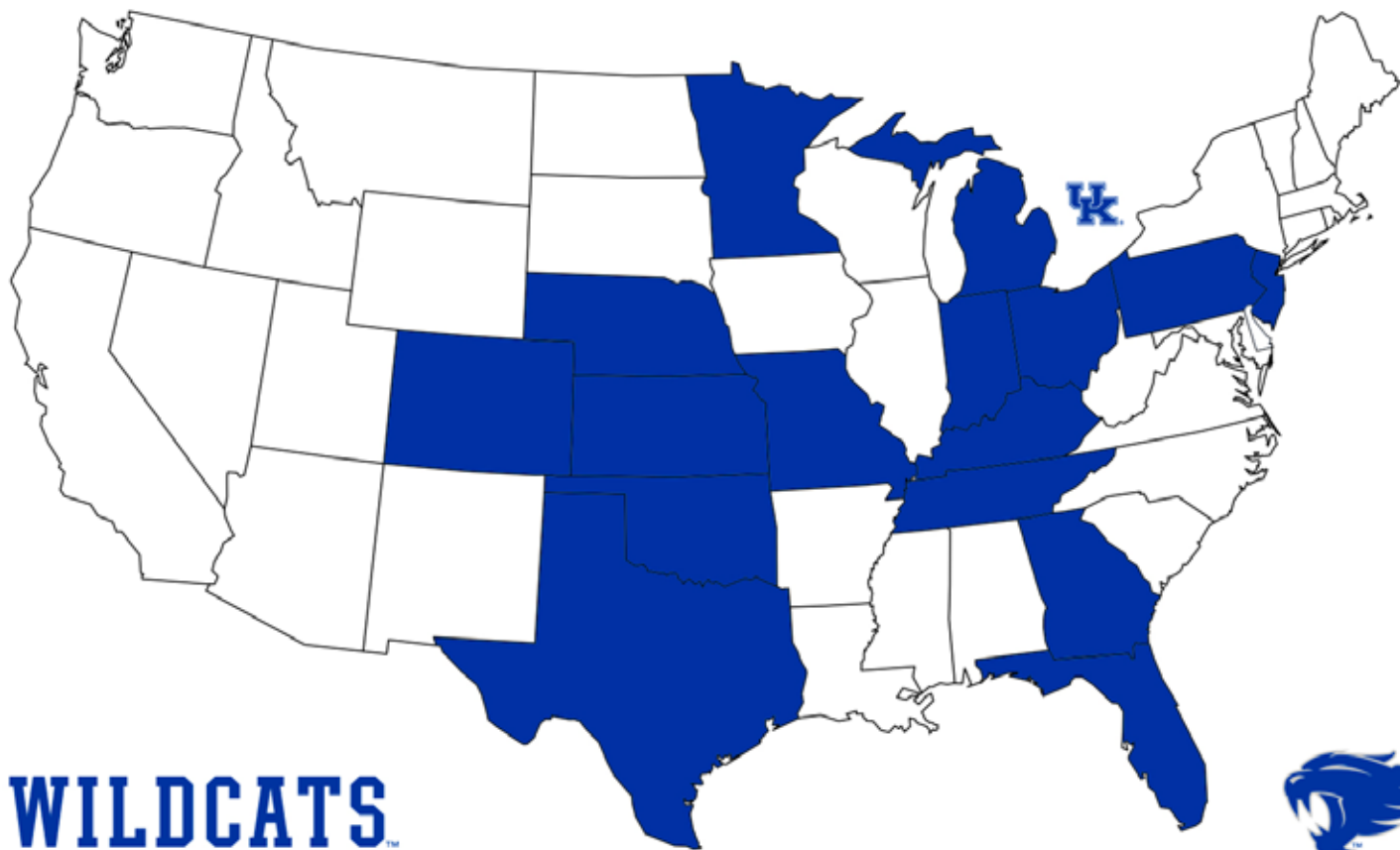
### A-BALL

KOLE COTTAM (RED SOX) - GREENVILLE DRIVE  
 TREY DAWSON (ASTROS) - QUAD CITIES RIVER BANDITS  
 ZACH HAAKE (ROYALS) - LEXINGTON LEGENDS  
 LUKE HEYER (DODGERS) - GREAT LAKES LOONS  
 SEAN HJELLE (GIANTS) - AUGUSTA GREENJACKETS  
 JUSTIN LEWIS (DIAMONDBACKS) - KANE COUNTY COUGARS  
 CHRIS MACHAMER (RED SOX) - GREENVILLE DRIVE

### INJURED LIST/EXTENDED SPRING TRAINING

LUKE BECKER (PADRES)  
 KYLE CODY (RANGERS)  
 CONNOR HEADY (DODGERS)  
 ANDREW MILLER (MARLINS)  
 TROY SQUIRES (BLUE JAYS)

## WILDCATS ON THE MAP



### **COLORADO (1)**

JUSTIN OLSON (COLORADO SPRINGS)

### **FLORIDA (1)**

ALEX RODRIGUEZ (PEMBROKE PINES)

### **GEORGIA (2)**

ORLANDO ADAMS JR. (ATLANTA)  
ZEKE LEWIS (ATLANTA)

### **INDIANA (2)**

T.J. COLLETT (TERRE HAUTE)  
ZACK THOMPSON (SELMA)

### **KANSAS (2)**

DANIEL HARPER (FAIRWAY)  
TANNER HOLEN (MANHATTAN)

### **KENTUCKY (11)**

CARSON COLEMAN (LEXINGTON)  
BRAXTON COTTONGAME (HAZARD)  
ROOK ELLINGTON (PADUCAH)  
MASON HAZELWOOD (SALVISA)  
TRAE HARMON (SOMERSET)  
CAM HILL (GEORGETOWN)

BEN JORDAN (OLIVE HILL)  
TRIP LOCKHART (LEXINGTON)  
BRETT MARSHALL (LOUISVILLE)  
HUNTER RIGSBY (MOUNT VERNON)  
JAREN SHELBY (LEXINGTON)

### **MICHIGAN (1)**

COLE DANIELS (ANN ARBOR)

### **MINNESOTA (1)**

JIMMY RAMSEY (TONKA BAY)

### **MISSOURI (1)**

COLTYN KESSLER (HIGH RIDGE)

### **NEBRASKA (1)**

AUSTIN SCHULTZ (ADAMS)

### **NEW JERSEY (3)**

ALEX DEGEN (READINGTON TOWNSHIP)  
WILL GAMBINO (WESTMONT)  
RYAN SHINN (JOBSTOWN)

### **OHIO (2)**

COLE AYERS (MT. CARMEL)  
GRANT MACCIOCCHI (WEST CHESTER TOWNSHIP)

### **OKLAHOMA (2)**

BREYDON DANIEL (BIXBY)  
DALTON REED (ROFF)

### **ONTARIO (1)**

ELLIOTT CURTIS (WATERLOO)

### **PENNSYLVANIA (2)**

TYLER BURCHETT (AIRVILLE)  
DILLON MARSH (ELIZABETHTOWN)

### **TENNESSEE (1)**

MARSHALL GEI (MOUNT JULIET)

### **TEXAS (1)**

RYAN JOHNSON (COLLEGE STATION)



# KENTUCKY®



## NICK MINGIONE

### 2017 NATIONAL AND SEC COACH OF THE YEAR

#### MINGIONE BY THE NUMBERS

**250** - SEC Academic Honor Roll selections

**74** - Players coached who have been selected in the Major League Baseball Draft

**47** - All-Conference honors coached

**42** - All-American honors coached

**16** - Seasons as a college baseball coach

**12** - Nationally-ranked recruiting classes (2006-07, 2009-18)

**10** - NCAA Regionals (2003-06, 2011-14, 2016, 2017)

**6** - Conference championships (2003-06, 2012, 2016)

**6** - Conference Players of the Year coached (2004-06, 2012, 2016, 2017)

**5** - College World Series (1999, 2003-05, 2013)

**4** - SEC Scholar Athlete of the Year (2013, 2014, 2015, 2017)

**2** - National Championship finalists (2005, 2013)

**1** - Senior CLASS Award winner (2018)

**1** - National and SEC Coach of the Year (2017)



## Student. Person. Player.

**COACH MINGIONE IS PASSIONATE ABOUT DEVELOPING STUDENT-ATHLETES IN THREE AREAS: STUDENT. PERSON. PLAYER.**

