



THE GREATEST TRADITION

GREATEST OPPORTUNITY

GREATEST STAGE

GREATEST PLAYERS

GREATEST FANS

GREATEST FAMILY

GREATEST COACHES

GREATEST HISTORY

KENTUCKY[®]

2019-20 MEN'S BASKETBALL RECORD BOOK



TABLE OF CONTENTS

| | | | |
|--|---------|---|---------|
| Quick Facts | 2 | Year-By-Year Scoring | 122 |
| 2019-20 Roster | 3-4 | 1,000-Point Scorers | 123-132 |
| TV Chart | 5 | Field Goals Records | 133-134 |
| Coaching Staff | 6 | Year-By-Year Field-Goal Percentage | 135 |
| Support Staff | 7 | Free Throws Records | 136-137 |
| 2019-20 Player Bios | 8-16 | Year-By-Year Free-Throw Percentage | 138 |
| Coaching Staff Bios | 17-23 | 3-Point Field Goals Records | 139-140 |
| 2018-19 Final Statistics | 24 | Year-By-Year 3-Point Field Goals Made | 140 |
| 2018-19 Final SEC Statistics | 25 | Rebounding Records | 141 |
| 2018-19 Game-By-Game Statistics | 26-28 | Year-By-Year Rebounding Leaders | 142 |
| 2018-19 Individual Game-By-Game Statistics | 29-34 | Steals Records | 143 |
| All-Time Wildcats | 35-39 | Year-By-Year Steals Leaders | 144 |
| Retired Jerseys | 40-41 | Blocks Records | 145 |
| All-Americans | 42-43 | Year-By-Year Blocks Leaders | 146 |
| Hall of Fame | 44 | Assists Records | 147 |
| Awards and Honors | 45-50 | Year-By-Year Assists Leaders | 148 |
| Academic Honors | 51 | Miscellaneous Records | 149-150 |
| Kentucky in the NCAA Tournament | 52 | UK vs. Each State/Province/Country | 150 |
| Kentucky Records in the NCAA Tournament | 53 | Streaks | 151-152 |
| Year-By-Year in the NCAA Tournament | 54-57 | Overtime | 153 |
| UK's NCAA Tournament Team Game Highs | 58-59 | Calipari Era Individual Single-Game Records | 154-156 |
| UK's NCAA Tournament Individual Game Highs | 60-61 | Calipari Era All-Time Double-Doubles | 157-159 |
| UK vs. NCAA Tournament Opponents | 62 | Calipari Era Individual Season Records | 160-162 |
| National Championships | 63-70 | Calipari Era Individual Season Milestones | 163 |
| Helms National Titles | 71 | Calipari Era Miscellaneous Records | 163-164 |
| NCAA Championship Coaches | 72-74 | Calipari Era Individual Career Records | 165-166 |
| Kentucky in the AP Top 25 | 75-77 | Calipari Era Team Game Scoring Records | 167-168 |
| Kentucky in the Coaches Poll | 78-80 | Calipari Era Team Game Records | 169-171 |
| Kentucky Finishes in National Rankings | 81 | Calipari Era Largest Margins | 172 |
| All-Time Winningest Teams | 82 | Calipari Era Team Season Records | 173-174 |
| All-Time Winning Percentage | 82 | Year-By-Year Results | 175-178 |
| SEC All-Time Standings | 83 | All-Time Results | 179-214 |
| Annual SEC Champions | 84-85 | Series Records vs. Opponents | 215-217 |
| UK vs. SEC Tournament Field | 86 | Kentucky vs. D1 Conferences | 218-220 |
| Kentucky's SEC Tournament History | 86-87 | Scores vs. All Opponents | 221-243 |
| Biggest Shots | 88-89 | Media Polices | 244-247 |
| Biggest Games | 90-94 | | |
| Unparalleled Tradition | 95-98 | | |
| Rupp Arena Records | 99-100 | | |
| Largest Rupp Arena Crowds | 100 | | |
| Kentucky Game Attendance | 101 | | |
| College Tournaments in Rupp Arena | 102-103 | | |
| Year-By-Year at Alumni Gym | 104 | | |
| Year-By-Year at Memorial Coliseum | 104 | | |
| Year-By-Year at Rupp Arena | 105 | | |
| Kentucky Results in Louisville | 106-107 | | |
| Wildcats in the NBA | 108-109 | | |
| Kentucky in the NBA Draft | 110-111 | | |
| NBA Award Winners | 112-113 | | |
| Year-By-Year Team Statistics | 114-118 | | |
| Single-Game Records | 119 | | |
| Scoring Records | 120-121 | | |

The 2019-20 Kentucky Basketball Record Book

© 2019 was published by the

University of Kentucky Athletics Department,
Mitch Barnhart, Athletics Director

CREDITS

Written, Compiled & Edited by:

Eric Lindsey and Deb Moore

Assistant Editors: DeWayne Peevy, Connor Link

Design & Layout: Brandon Kolditz

Printing: Welch Printing



QUICK FACTS

GENERAL

Location: Lexington, Ky.
Enrollment: 30,277
Founded: 1865
Colors: Blue and White
Conference: Southeastern Conference
All-Time Record: 2,293-706-1 (.765)
Arena: Rupp Arena (20,500)
Rupp Arena Record: 594-69 (.896) - 43 years
NCAA Championships: 8 (1948, '49, '51, '58, '78, '96, '98, 2012)
NCAA Tournament Record: 129-52 (.713)
Last NCAA Tournament Appearance: 2019, Elite Eight

INSTITUTE PERSONNEL

President: Dr. Eli Capilouto (Alabama, '71)
Faculty Representative: Joseph L. Fink III
 (Philadelphia College of Pharmacy & Science, '70)
Athletics Director: Mitch Barnhart (Ottawa, '81)
Deputy Athletics Director/MBB Liaison:
 DeWayne Peevy (Montevallo, '96)
Athletics Phone Number: 859.257.8000

MEDIA INFORMATION

Primary Basketball Contact: Eric Lindsey (Kentucky, '08)
Lindsey's Email: eric.lindsey@uky.edu
Lindsey's Phone: 859.257.8429
Secondary Basketball Contact:
 Deb Moore (St. Bonaventure, '06)
Moore's Email: deb.moore@uky.edu
Moore's Phone: 859.257.8506
Office Phone: 859.257.3838
Office Fax: 859.323.4310
Office Address:
 Athletics Communications and Public Relations
 Joe Craft Center, 338 Lexington Ave.
 Lexington, KY 40506-0019
Rupp Arena Press Row Phone: 859.252.3602
Website: UKathletics.com
Official Social Media Handle: @KentuckyMBB
Coach's Website: CoachCal.com
Coach's Social Media: @UKCoachCalipari
Best Time To Contact Coach Calipari:
 Coordinate through SID

BASKETBALL STAFF

Head Coach: John Calipari (Clarion, '82)
Overall College Coaching Record:

| | |
|-----------|-------------------------|
| Total: | 708-209 (27 years) .772 |
| On-Court: | 750-211 (27 years) .780 |
| UMass | 193-71 (8 years) .731 |
| Memphis | 252-69 (9 years) .785 |
| Kentucky | 305-71 (10 years) .811 |

NCAA Appearances (Record):

| | |
|----------------|------------|
| Total | 18 (47-17) |
| On-Court Total | 20 (56-19) |

Associate Head Coach: Kenny Payne (Louisville, '03)
Assistant Coach: Tony Barbee (UMass, '93)
Assistant Coach: Joel Justus (UNC Wilmington, '04)

Special Assistant to the Head Coach:

John Robic (Denison, '86)

Associate AD/Basketball Operations:

Chris Woolard (UCLA, '97)

Director of Basketball Administration:

Will Barton (Kentucky, '13)

Administrative Assistant to the Head Coach:

Lunetha Moseley

Administrative Assistants:

Linda Carmack, Olivia Antigua

Trainer:

 Geoffrey Staton (North Carolina, '07)

Strength and Conditioning Coach:

Robert Harris (Kentucky State, '09)

Assistant Strength and Conditioning Coach:

Brad Merchant (Kentucky, '15)

Recruiting Analyst:

 Brady Kennedy (Kentucky, '16)

Equipment Manager:

 Mark Evans (Kentucky, '13)

Team Physicians:

 Dr. Scott Mair, Dr. Robert Hosey

RADIO NETWORK

Play-by-play Announcer:

 Tom Leach (859.224.1147)

Analyst:

 Mike Pratt (812.989.2802)

UK VIDEOTAPE FOOTAGE

UK Athletics Video:

Tim Asher (859.257.4830)

Greg Gorham (859.257.4087)

Michael Tawasha (859.257.0019)

2018-19 REVIEW

Record:

 30-7 (15-3 SEC)

Home: 17-1, Away: 8-2, Neutral: 5-4

SEC Postseason Record:

 1-1

Lost to Tennessee, 82-78 (Semifinals | Nashville, Tenn.)

NCAA Postseason Record:

 3-1

Lost to Auburn, 77-71^{OT} (Elite Eight | Kansas City, Mo.)

Starters Returning/Lost:

 1/4

Players Returning/Lost:

 5/8

Top Returning Scorer:

 Ashton Hagans - 7.8 ppg

Top Returning Rebounder:

 EJ Montgomery - 4.1 rpg

Top Returning FG% (min. 50 FGA):

 Nick Richards - 59.8%

Top Returning FT% (min. 25 FTA):

 Immanuel Quickley - 82.8%

Percent of Points Returning:

 27.2%

Percent of Rebounds Returning:

 30.5%



2019-20 ROSTER

NUMERICAL

| NO. | NAME | POS. | HT. | WT. | CL. | HOMETOWN (PREVIOUS SCHOOL) |
|-----|-------------------|------|------|-----|-------|---|
| 0 | Ashton Hagans | G | 6-3 | 198 | So. | Cartersville, Ga. (Newton High School) |
| 1 | Nate Sestina | F | 6-9 | 234 | GS | Emporium, Pa. (Bucknell University) |
| 2 | Kahlil Whitney | F | 6-6 | 210 | Fr. | Chicago (Roselle Catholic High School) |
| 3 | Tyrese Maxey | G | 6-3 | 198 | Fr. | Garland, Texas (South Garland High School) |
| 4 | Nick Richards | F | 6-11 | 247 | Jr. | Kingston, Jamaica (The Patrick School) |
| 5 | Immanuel Quickley | G | 6-3 | 188 | So. | Havre de Grace, Md. (The John Carroll School) |
| 10 | Johnny Juzang | G | 6-6 | 214 | Fr. | Los Angeles (Harvard-Westlake School) |
| 11 | Dontaie Allen | G | 6-6 | 200 | Fr. | Falmouth, Ky. (Pendleton County High School) |
| 12 | Keion Brooks Jr. | F | 6-7 | 205 | Fr. | Fort Wayne, Ind. (La Lumiere High School) |
| 13 | Riley Welch | G | 6-0 | 185 | Jr. | Littleton, Colo. (College of the Desert) |
| 14 | Brennan Canada | F | 6-6 | 198 | Fr. | Mount Sterling, Ky. (George Rogers Clark High School) |
| 21 | Zan Payne | G/F | 6-4 | 235 | R-Fr. | Lexington, Ky. (Lexington Catholic High School) |
| 23 | EJ Montgomery | F | 6-10 | 228 | So. | Fort Pierce, Fla. (Wheeler High School) |

ALPHABETICAL

| NO. | NAME | POS. | HT. | WT. | CL. | HOMETOWN (PREVIOUS SCHOOL) |
|-----|-------------------|------|------|-----|-------|---|
| 11 | Dontaie Allen | G | 6-6 | 200 | Fr. | Falmouth, Ky. (Pendleton County High School) |
| 12 | Keion Brooks Jr. | F | 6-7 | 205 | Fr. | Fort Wayne, Ind. (La Lumiere High School) |
| 14 | Brennan Canada | F | 6-6 | 198 | Fr. | Mount Sterling, Ky. (George Rogers Clark High School) |
| 0 | Ashton Hagans | G | 6-3 | 198 | So. | Cartersville, Ga. (Newton High School) |
| 10 | Johnny Juzang | G | 6-6 | 214 | Fr. | Los Angeles (Harvard-Westlake School) |
| 3 | Tyrese Maxey | G | 6-3 | 198 | Fr. | Garland, Texas (South Garland High School) |
| 23 | EJ Montgomery | F | 6-10 | 228 | So. | Fort Pierce, Fla. (Wheeler High School) |
| 21 | Zan Payne | G/F | 6-4 | 235 | R-Fr. | Lexington, Ky. (Lexington Catholic High School) |
| 5 | Immanuel Quickley | G | 6-3 | 188 | So. | Havre de Grace, Md. (The John Carroll School) |
| 4 | Nick Richards | F | 6-11 | 247 | Jr. | Kingston, Jamaica (The Patrick School) |
| 1 | Nate Sestina | F | 6-9 | 234 | GS | Emporium, Pa. (Bucknell University) |
| 13 | Riley Welch | G | 6-0 | 185 | Jr. | Littleton, Colo. (College of the Desert) |
| 2 | Kahlil Whitney | F | 6-6 | 210 | Fr. | Chicago (Roselle Catholic High School) |

| | |
|--|---|
| Head Coach: | John Calipari (Clarion, 1982) |
| Associate Head Coach: | Kenny Payne (Louisville, 2003) |
| Assistant Coaches: | Tony Barbee (UMass, 1993) Joel Justus (UNC Wilmington, 2004) |
| Special Asst. to the Head Coach: | John Robic (Denison, 1986) |
| Associate AD/Basketball Operations: | Chris Woolard (UCLA, 1997) |
| Director of Basketball Admin.: | Will Barton (Kentucky, 2013) |
| Strength Coach: | Robert Harris (Kentucky State, 2009) |
| Athletic Trainer: | Geoffrey Staton (North Carolina, 2007) |
| Equipment Manager: | Mark Evans (Kentucky, 2013) |
| Recruiting Analyst: | Brady Kennedy (Kentucky, 2016) |

PRONUNCIATION GUIDE

| | |
|-------------------------|------------|
| DONTAIE Allen | (DON-tay) |
| Ashton HAGANS | (HAY-gens) |
| KEION Brooks Jr. | (KEY-on) |
| Johnny JUZANG | (JEW-zang) |
| Nate SESTINA | (ses-TINA) |
| KAHLIL Whitney | (kuh-LIL) |

WILDCATS BY STATE

California (1)

Johnny Juzang (Los Angeles)

Colorado (1)

Riley Welch (Littleton)

Florida (1)

EJ Montgomery (Fort Pierce)

Georgia (1)

Ashton Hagans (Cartersville)

Illinois (1)

Kahlil Whitney (Chicago)

Indiana (1)

Keion Brooks Jr. (Fort Wayne)

Kentucky (3)

Dontaie Allen (Falmouth)

Brennan Canada (Mount Sterling)

Zan Payne (Lexington)

Maryland (1)

Immanuel Quickley (Havre de Grace)

Pennsylvania (1)

Nate Sestina (Emporium)

Texas (1)

Tyrese Maxey (Garland)

WILDCATS BY COUNTRY

Jamaica (1)

Nick Richards (Kingston)

WILDCATS BY CLASS

Graduate Students (1)

Nate Sestina

Seniors (0)
Juniors (2)

Nick Richards

Riley Welch

Sophomores (3)

Ashton Hagans

EJ Montgomery

Immanuel Quickley

Freshmen (7)

Dontaie Allen

Keion Brooks Jr.

Brennan Canada

Johnny Juzang

Tyrese Maxey

Zan Payne (RS)

Kahlil Whitney

WILDCATS BY HEIGHT

Nick Richards 6-11

EJ Montgomery 6-10

Nate Sestina 6-9

Keion Brooks Jr. 6-7

Dontaie Allen 6-6

Brennan Canada 6-6

Johnny Juzang 6-6

Kahlil Whitney 6-6

Zan Payne 6-4

Ashton Hagans 6-3

Tyrese Maxey 6-3

Immanuel Quickley 6-3

Riley Welch 6-0



TV CHART



0 GUARD // //

Ashton Hagans

6-3 | 198 | Sophomore
Cartersville, Ga.
Newton



1 FORWARD // //

Nate Sestina

6-9 | 234 | Graduate Student
Emporium, Pa.
Bucknell



2 FORWARD // //

Kahlil Whitney


6-6 | 211 | Freshman
Chicago
Roselle Catholic



3 GUARD // //

Tyrese Maxey

6-3 | 198 | Freshman
Garland, Texas
South Garland



4 FORWARD // //

Nick Richards

6-11 | 247 | Junior
Kingston, Jamaica
The Patrick School



5 GUARD // //

Immanuel Quickley


6-3 | 188 | Sophomore
Havre de Grace, Md.
The John Carroll School



10 GUARD // //

Johnny Juzang

6-6 | 214 | Freshman
Los Angeles
Harvard-Westlake School



11 GUARD // //

Dontaie Allen

6-6 | 200 | Freshman
Falmouth, Ky.
Pendleton County



12 FORWARD // //

Keion Brooks Jr.

6-7 | 205 | Freshman
Fort Wayne, Ind.
La Lumiere School



13 GUARD // //

Riley Welch

6-0 | 185 | Junior
Littleton, Colo.
College of the Desert



14 FORWARD // //

Brennan Canada

6-6 | 198 | Freshman
Mount Sterling, Ky.
George Rogers Clark



21 G/F // //

Zan Payne

6-4 | 235 | R-Freshman
Lexington, Ky.
Lexington Catholic



23 FORWARD // //

EJ Montgomery

6-10 | 228 | Sophomore
Fort Pierce, Fla.
Wheeler

COACHING STAFF



HEAD COACH

John Calipari
Clarion, 1982



ASSOCIATE HC

Kenny Payne
Louisville, 2003



ASSISTANT COACH

Tony Barbee
UMass, 1993



ASSISTANT COACH

Joel Justus
UNC Wilmington, 2004



SPECIAL ASST.

John Robic
Denison, 1986



ASSOC. AD OF OPS

Chris Woolard
UCLA, 1997



DIR. OF ADMIN.

Will Barton
Kentucky, 2013




STRENGTH COACH

Robert Harris
Kentucky State, 2009



TRAINER

Geoffrey Staton
North Carolina, 2007



EQUIPMENT MGR.

Mark Evans
Kentucky, 2013



RECRUITING ANALYST

Brady Kennedy
Kentucky, 2016



SUPPORT STAFF

MEN'S BASKETBALL SUPPORT STAFF

Olivia Antigua - Assistant
Tim Asher - Video Coordinator
Linda Carmack - Administrative Assistant
Monica Fowler - Nutritionist
Brad Merchant - Assistant Strength & Conditioning Coach
Lunetha Moseley - Administrative Assistant
DeWayne Peevy - Deputy Director of Athletics
Kevin Sergent - Associate AD for Compliance
Michael Stone - Director of Academic Services

MEDICAL STAFF

Cameron Canedy - Student Athletic Training Aide
Rob Hosey, M.D. - Head Team Physician
Scott Mair, M.D. - Orthopaedic Team Physician

RUPP ARENA GAME DAY STAFF

Donnie Adkins - Shot Clock
Kenny Bourne - Official Scorer
Mike Fannin - Stats Crew
Doug Hampton - Timeout Coordinator
Charles Higginbotham - Committee of 101 President
Brian Connors Manke - DV Sports Replay Official
Amy Ratliff - Stats Crew
Holly Ratliff - Stats Crew
Michael Stone - Scoreboard
Tom Smith - Stats Crew
Marcia Stone - Statistics Director
Patrick Whitmer - Public Address Announcer

MEN'S BASKETBALL BRAND & CONTENT MANAGEMENT

Craig Hornberger - Senior Director of Creative Services
Britney Howard - Athletics Photographer
Greg Gorham - Production Coordinator
Stephanie Guy - Communications and PR Coordinator
Brandon Kolditz - Creative Director
Tim Letcher - Website Coordinator
Eric Lindsey - Director of Communications and PR
Deb Moore - Assoc. Director of Communications and PR
Jake Most - Brand and Content Analyst
Nathan Schwake - Associate AD of Marketing and Licensing
Andy Summar - Graphic Assistant
Michael Tawasha - Content Creator
Chet White - Director of Photography

JMI SPORTS

Jim Barnhart - Radio Engineer
Curtis Burch - Content Creator
TJ Beisner - Director of Digital Media & Content Development
Tom Leach - Radio Play-by-Play Announcer
Mike Pratt - Broadcast Analyst

MANAGERS

Jonas Alger
Taylor Berryman
Barrett Bouska
Kyle Burns
William Evans
Kevin Gallagher
Alford Harris
Vince Manna
Michael Messer

2019-20 PLAYER BIOS



#0

ASHTON HAGANS

6-3 • 198 • Sophomore • Guard

Cartersville, Ga.

Newton High School (Covington, Ga.)

2018-19

Strong freshman season that included a number of accolades ... Named the Southeastern Conference Co-Defensive Player of the Year alongside LSU's Tremont Waters ... Also tabbed to the league's SEC All-Defensive Team ... Selected for the Athletic's All-Glue Team ... Made the CollegeInsider.com Kyle Macy Freshman All-America Team ... Also tabbed to the CollegeInsider.com Lefty Drisell Defensive All-America Team ... Naismith National Defensive Player of the Year semifinalist ... Two-time SEC Freshman of the Week winner ... Totaled 284 points, 160 assists, 96 rebounds and 61 steals in his freshman campaign ... Led UK in assists, steals, games led in assists (26) and games led in steals (17) ... Developed into UK's best on-ball defender ... Started 30 of 37 games, including the final 29 ... Tied Shai Gilgeous-Alexander for the third-most steals by a freshman in school history ... Dished out the fifth-most assists by a freshman in school history ... Had 29 games with three or more assists ... Recorded 10 games with three or more steals ... Scored in double figures in 13 games ... Made nine 3-pointers over his final 12 games after making five in the prior 25 ... Scored 10 points and grabbed five rebounds in the season finale vs. Auburn ... Totaled 12 points, five rebounds and four assists in the NCAA Tournament second-round win over No. 19/19 Wofford ... Posted a double-double with 10 points and a career-high 12 assists in the SEC Tournament semifinal game vs. No. 8/8 Tennessee ... The 12 assists tied for the most in SEC Tournament history ... Scored 14 points in the regular-season finale vs. Florida ... Recorded 10 points in the road win at Ole Miss ... Notched 14 points thanks to two 3-pointers with five assists in the home victory against Auburn ... Made a career-high two 3-pointers en route to 12 points at Missouri ... Posted nine points

HAGANS' CAREER STATS

| Year | GP-S | Min.-Avg. | FG-A | Pct. | 3FG-A | Pct. | FT-A | Pct. | Reb.-Avg. | PF-D | A | TO | Blk | Stl | Pts.-Avg |
|--------------|--------------|------------------|----------------|-------------|--------------|-------------|--------------|-------------|---------------|-------------|------------|-----------|----------|-----------|----------------|
| 2018-19 | 37-30 | 1054-28.5 | 100-214 | .467 | 14-51 | .275 | 70-92 | .761 | 96-2.6 | 73-0 | 160 | 94 | 4 | 61 | 284-7.7 |
| TOTAL | 37-30 | 1054-28.5 | 100-214 | .467 | 14-51 | .275 | 70-92 | .761 | 96-2.6 | 73-0 | 160 | 94 | 4 | 61 | 284-7.7 |

and seven assists in the win over top-ranked Tennessee ... Flirted with a double-double with eight points and nine assists at Mississippi State ... Dished out six or more assists in four straight games from Jan. 19 to Jan. 29 ... All-around solid game with seven points, eight assists and six rebounds at Vanderbilt ... Played a key role in the home victory vs. No. 9/10 Kansas with 12 points, eight assists and three steals ... Nine assists in the home win vs. No. 22/22 Mississippi State ... First player in school history with at least three steals in seven straight games (Dec. 22 to Jan. 19), the longest such streak by a major-conference freshman since Chris Paul had a stretch of 10 straight games with three or more steals in 2003-04 ... Grabbed a career-high seven rebounds to go along with six points and three steals at No. 14/12 Auburn ... Enjoyed a career day in his return home to Georgia with a career-high 23 points, five rebounds, four assists and four steals ... Scored 15 points on 7-of-9 shooting in addition to four assists and three steals at home against Vanderbilt ... Thanks to a career-high 10 free throws, scored 18 points to go along with five assists and five steals vs. Texas A&M ... Recorded 12 points and six assists at Alabama ... Recorded his first career game in double figures with 11 points at Louisville ... Broke through vs. No. 9/10 North Carolina in the CBS Sports Classic with a career-high eight steals, seven points, four rebounds and three assists ... The eight steals vs. UNC tied the school record previously set by Rajon Rondo and Wayne Turner ... Totaled eight points and four assists vs. Seton Hall ... Made his first career start vs. Duke.

HIGH SCHOOL

Forewent his final year of high school eligibility and enrolled at UK a year early ... Swept the major awards in the state of Georgia, winning both the Gatorade Georgia Player of the Year and the Mr. Georgia Basketball honor ... Averaged 20.2 points, 10.7 assists, 7.6 rebounds and 3.6 steals while leading Newton to the 7A state semifinals ... Rated as the No. 12 overall player in the final Rivals rankings and No. 13 by 247 Sports ... ESPN ranked him No. 20 overall ... Consensus top three point guard in class of 2018 ... Led his AAU team, Game Elite, in assists ... Helped lead Newton to two regional championships.

PERSONAL

Born July 8 in Cartersville, Georgia ... Major is community and leadership development ... Parents are Monica Wheeler and Marvin Hagans ... Has four siblings, India, Byron, Amoir and Imani ... Cousin of former NFL and Auburn running back Ronnie Brown and former NBA player and All-SEC First Team selection at Georgia Trey Thompkins ... Also participated in football and baseball ... Won football little league state championship as a kid ... Favorite activity away from the court is spending time with his family ... Chose Kentucky because of its great coaching staff and he aspires to continue to improve as a player.



#23

EJ MONTGOMERY

6-10 • 228 • Sophomore • Forward

Fort Pierce, Fla.

Wheeler High School (Marietta, Ga.)

2018-19

Declared for the NBA Draft but elected to return to school for his sophomore season ... Appeared in all 37 games for the Wildcats during his freshman campaign, including making 10 starts ... Started in nine of UK's final 11 games ... UK was 9-1 overall when he started ... Scored 139 points, had 150 rebounds, totaled 38 blocks, posted 16 steals and had 15 assists ... Ranked third on the team with the 38 rejections and led the team in the category in 14 games ... Logged three games with three or more swats ... Had two games with double-figure scoring and two with double-digit rebounds ... Led the team in steals in six games ... Grabbed 11 rebounds in his NCAA Tournament debut against Abilene Christian ... Scored eight points against Tennessee in the Southeastern Conference Tournament semifinals ... Posted a career-high four blocks, six rebounds and two points at Ole Miss ... In the first game without Reid Travis (sprained right knee), started and played 23 minutes against Auburn ... Finished with six points, seven rebounds, three blocks and a pair of steals in that win ... Scored six points and had four rebounds in

nine minutes of the win over No. 1/1 Tennessee ... Earned his first career double-double with career highs in points (11) and rebounds (13) in a win over South Carolina ... Also drained a 3-pointer against the Gamecocks ... Had two momentum-changing offensive rebounds in a come-from-behind win at Florida ... Posted six points and six rebounds at Georgia ... Had five or more points in seven of his first eight career games ... Totaled eight points and five rebounds against UNC Greensboro ... Registered seven points, four boards and a pair of steals against Monmouth ... Logged eight points, seven rebounds and a pair of blocks against North Dakota ... Scored 10 points and had seven rebounds in a win over Southern Illinois ... Had eight points and six rebounds in his collegiate debut against No. 4/3 Duke.

HIGH SCHOOL

Averaged 25.6 points, 13.6 rebounds and 4.3 assists per game at Wheeler ... During his career he captured MVP honors, First Team All-State accolades and was named Florida's player of the year ... Scored 12 points and had five rebounds at the McDonald's All American Game ... 2017-18 Marietta Daily Journal/Cobb County Boys Basketball Player of the Year ... Began his high school career at Montverde Academy and played with future NBA No. 1 overall draft pick Ben Simmons ... Considered a five-star recruit and was ranked as high as No. 6 overall by 247 Sports ... The service also listed him as the No. 1 power forward ... Rivals ranked him No. 11 overall, while ESPN listed him at No. 14 ... Also participated in multiple junior national team mini-camps with USA Basketball.

PERSONAL

Born Sept. 12 in Fort Pierce, Florida ... Major is community and leadership development ... Parents are Efreem and Glenda Montgomery ... Has two sisters, Brittini and Brandy ... Both of his parents and his two sisters played basketball in college ... Lists some of his favorite movies as Love and Basketball, Friday and The Purge ... Also played football ... A hobby outside of basketball is playing video games, particularly NBA2K and Fortnite ... Greatest fear is not fulfilling his dreams ... Parents are his biggest influence ... Chose Kentucky because of its great coaches and the opportunity to continue to improve his game.

MONTGOMERY'S CAREER STATS

| Year | GP-S | Min.-Avg. | FG-A | Pct. | 3FG-A | Pct. | FT-A | Pct. | Reb.-Avg. | PF-D | A | TO | Blk | Stl | Pts.-Avg |
|--------------|--------------|-----------------|---------------|-------------|-------------|-------------|--------------|-------------|----------------|-------------|-----------|-----------|-----------|-----------|----------------|
| 2018-19 | 37-10 | 558-15.1 | 60-125 | .480 | 2-10 | .200 | 17-30 | .567 | 150-4.1 | 79-0 | 15 | 29 | 38 | 16 | 139-3.8 |
| TOTAL | 37-10 | 558-15.1 | 60-125 | .480 | 2-10 | .200 | 17-30 | .567 | 150-4.1 | 79-0 | 15 | 29 | 38 | 16 | 139-3.8 |


#21
ZAN PAYNE

6-4 • 235 • R-Freshman • Guard/Forward

Lexington, Ky.

Lexington Catholic High School

2018-19

2018-19 Southeastern Conference Academic Honor Roll member ... Dean's List spring 2019 ... Used his first season as a redshirt year to recover from a knee injury he suffered at the end of his high school career.

HIGH SCHOOL

A highly-productive player out of Lexington Catholic High School ... 1,000-point scorer for the Knights ... Averaged 19.3 points and 8.7 rebounds per game as a senior ... Three-year starter and scored 1,282 career points, which ranks 14th all-time in program history ... Also collected 934 career rebounds and finished his career as the school's fourth all-time career leader in rebounds ... A knee injury in February of his senior season prematurely ended his career.

PERSONAL

Born March 23 in Cherry Hill, New Jersey ... Major is undeclared/exploratory studies in agriculture ... First name is Alexander but goes by Zan ... Parents are Kenny and Michelle Payne ... Has a sister, Alexis ... Father played basketball at Louisville ... Chose his jersey number because his father, Kenny, also wore that number in college ... Enjoys playing Fortnite when he's not on the court ... Lists a definition of a true hero as someone who always does the right thing ... His dad has had the greatest influence on his life.


#5
IMMANUEL QUICKLEY

6-3 • 188 • Sophomore • Guard

Havre de Grace, Md.

The John Carroll School

2018-19

One of UK's most improved players ... Appeared in all 37 games and made seven starts as a freshman ... Registered 193 points, 65 rebounds, 44 assists and 16 steals in his first season ... Scored in double figures in six games ... UK was a perfect 6-0 in such games ... Made 82.8 percent of his foul shots ... Drained two from the charity stripe in clutch situations in wins against Arkansas and Ole Miss ... Sunk nine 3-pointers over his final nine games, including making two in a win over No. 11/9 Houston in the Sweet

16 ... Had 12 points with a career-high-tying three 3-pointers in the Southeastern Conference Tournament win over Alabama ... He went 4 of 4 from the field ... Scored eight points on 3-of-5 shooting and 2 of 4 from 3-point range at No. 7/7 Tennessee ... Dished out a career-high-tying four assists vs. South Carolina ... Scored a combined 30 points over a three-game stretch between Jan. 5-12, including making at least two 3-pointers during the span ... Scored 10 points with a career-high three steals against Texas A&M ... Made a career-high three 3s at Vanderbilt ... Scored 12 points in the win over Utah on 4-of-7 shooting with a couple of 3s ... Scored eight points with two made 3-pointers vs. Seton Hall ... Posted nine points against Tennessee State ... Posted a career-high six rebounds in a win over Winthrop ... Recorded 12 points and four assists to go along with two steals vs. North Dakota ... Scored a team-high-tying 15 points in the win over Southern Illinois ... Made 6 of 10 from the floor and 2 of 4 from 3-point range vs. Southern Illinois.

HIGH SCHOOL

Two-time state champion with the John Carroll School ... Three-time All-State selection ... Also a member of the USA U17 and U19 teams, winning gold with U17 team at the FIBA Championships ... Made the McDonald's All American Game ... Crowned the Power Jam Fest 3-Point Contest winner at the McDonald's Game ... Injury-riddled senior season but averaged 20.0 points, 6.0 rebounds and 6.0 assists per game ... Averaged 25.7 points, 4.7 rebounds and shot 42.1 percent from 3-point range in the Adidas Summer Championships prior to his senior campaign ... Played under John Calipari for the USA U19 World Cup Team, which competed in Cairo, averaging 6.7



points and 2.4 assists per game in 18.3 minutes ... Named the Baltimore Sun Metro Player of the Year ... Ranked as a top-three player at his position by all three scouting services ... Ranked as high as No. 19 overall by 247Sports, No. 22 by Rivals and No. 25 by ESPN.


PERSONAL

Born June 17 in Havre de Grace, Maryland ... Major is undeclared/exploratory studies in agriculture ... Parents are Nitrease and Marcellous Quickley ... Has two siblings,

Shiloah and Paris ... Mother played basketball at Morgan State ... Was an honor roll student in high school ... Can play both the saxophone and the drums ... His greatest fear in life is being average ... Lists his mom as the person who has most impacted his life ... Lists his game-winning shot in the state championship game his sophomore season as his greatest basketball memory ... Chose Kentucky over Maryland, Kansas and Miami.

QUICKLEY'S CAREER STATS

| Year | GP-S | Min.-Avg. | FG-A | Pct. | 3FG-A | Pct. | FT-A | Pct. | Reb.-Avg. | PF-D | A | TO | Blk | Stl | Pts.-Avg |
|--------------|-------------|-----------------|---------------|-------------|--------------|-------------|--------------|-------------|---------------|-------------|-----------|-----------|----------|-----------|----------------|
| 2018-19 | 37-7 | 684-18.5 | 55-148 | .372 | 30-87 | .345 | 53-64 | .828 | 65-1.8 | 44-0 | 44 | 33 | 1 | 16 | 193-5.2 |
| TOTAL | 37-7 | 684-18.5 | 55-148 | .372 | 30-87 | .345 | 53-64 | .828 | 65-1.8 | 44-0 | 44 | 33 | 1 | 16 | 193-5.2 |



#4

NICK RICHARDS

6-11 • 247 • Junior • Forward

Kingston, Jamaica

The Patrick School (Hillside, N.J.)

2018-19

Declared for the NBA Draft but elected to return to school for his junior season ... Appeared in all 37 games in 2018-19 with 147 points, 123 rebounds and a career-high 47 blocks ... His 47 blocks led the team ... Led UK in blocks in a team-high 16 games ... Posted two double-figure scoring games and two double-figure rebounding games ... Filling in admirably without the injured PJ Washington, scored eight points and grabbed four rebounds in 17 minutes vs. Abilene Christian in the first round of the NCAA Tournament ... Posted six points and four rebounds in the Southeastern Conference Tournament semifinals vs. No. 8/8 Tennessee ... Recorded nine points in the SEC Tournament opener vs. Alabama ... Blocked three shots in three of the five games Reid Travis missed due to injury from Feb. 23 to March 9 ... Scored eight points, grabbed seven rebounds and blocked three shots in his third start of the season at No. 7/7 Tennessee ... Put together one of the best games of his career with seven points, 15 rebounds and three blocked shots in the win vs. Arkansas ... Scored seven points with four rebounds at Missouri ... Recorded a season-high 14 points on 4-of-5 shooting in addition to four blocked shots in the win at Vanderbilt ... Swatted a career-high five shots in nine minutes in the win vs. No.

9/10 Kansas ... Productive 10 minutes in the home victory vs. No. 22/22 Mississippi State with eight points and six rebounds ... Posted four points, seven rebounds and three blocks at Georgia ... Had six points and three blocks in nine minutes in the victory against Monmouth ... Made back-to-back starts vs. Tennessee State and Monmouth ... Scored 10 points on a perfect 4-of-4 day from the floor ... Monster game vs. Southern Illinois with eight points, a career-high 19 rebounds and three blocks in a career-high 27 minutes ... The 19 rebounds were the most by a UK player since Michael Kidd-Gilchrist hauled in 19 vs. Louisville on Dec. 31, 2011 ... The 19 rebounds also matched SIU's team total.

2017-18

Started all 37 games for the Wildcats in his freshman season ... Averaged 5.1 points, 4.4 rebounds and 0.9 blocks per game ... Scored in double figures in seven games, including a career-high 25-point effort vs. Fort Wayne ... Led the team in rebounding in eight games and in blocks on 12 occasions ... Finished the season ranking second on the team in total blocks (33) and fourth in rebounds (163) ... Had 10 points, four rebounds and a block in a win over Alabama that jump started a four-game winning streak for Kentucky late in the season ... Hauled in eight boards and added five points in the home game vs. No. 15/14 Tennessee ... Scored 10 points with six rebounds and a pair of blocks in the overtime thriller against Vanderbilt ... Secured nine boards, while adding eight points and two blocks in the home game vs. Florida ... Poured in 12 points with four boards at South Carolina ... Had nine points and eight rebounds at No. 23/22 Tennessee ... Tallied eight points and corralled six rebounds vs. UCLA ... Narrowly missed on a double-double with 10 points and eight rebounds vs. Monmouth in Madison Square Garden ... Scored 11 points and swatted three shots in the win over Harvard ... Had his first career double-double with career highs in points (25) and rebounds (15) in a win over Fort Wayne ... His 15 rebounds tied for the most by a Wildcat in 2017-18 ... Totaled eight points and eight rebounds in a win over Troy ... Snared nine boards vs. No. 4/3 Kansas in the Champions Classic ... Debuted with 10 points, three boards and three blocks in a win over Utah Valley.

HIGH SCHOOL

Ranked in the top 20 by the major recruiting services, including 247Sports (No. 15), ESPN (No. 17), Rivals (No.

17) and Scout (No. 17) ... 247Sports tabbed him as the second-best center in the class ... Was a consensus five-star prospect ... Joined fellow UK players Karl-Anthony Towns and Isaiah Briscoe as other high school stars to lead their teams to the New Jersey Tournament of Champions when he led The Patrick School to a 64-45 win as a senior ... Scored 24 points and had 12 rebounds in the win ... Second UK player from the Patrick School to play for the Cats, joining Michael Kidd-Gilchrist as the other ... The 2017 winner of the Mr. New Jersey Basketball honor ... Participated in the McDonald's All American Game, the Jordan Brand Classic, Nike Hoop Summit and the Elite 24.

RICHARDS' CAREER STATS

| Year | GP-S | Min.-Avg. | FG-A | Pct. | 3FG-A | Pct. | FT-A | Pct. | Reb.-Avg. | PF-D | A | TO | Blk | Stl | Pts.-Avg |
|--------------|--------------|-----------------|----------------|-------------|------------|-------------|----------------|-------------|----------------|--------------|-----------|-----------|-----------|----------|----------------|
| 2017-18 | 37-37 | 543-14.7 | 69-112 | .616 | 0-0 | .000 | 51-71 | .718 | 163-4.4 | 76-1 | 9 | 26 | 33 | 3 | 189-5.1 |
| 2018-19 | 37-3 | 446-12.1 | 49-82 | .598 | 0-0 | .000 | 49-71 | .690 | 123-3.3 | 76-2 | 7 | 26 | 47 | 4 | 147-4.0 |
| TOTAL | 74-40 | 989-13.4 | 118-194 | .608 | 0-0 | .000 | 100-142 | .704 | 286-3.9 | 152-3 | 16 | 52 | 80 | 7 | 336-4.5 |



#1

NATE SESTINA

6-9 • 234 • Graduate • Forward

Emporium, Pa.

Bucknell University

2018-19 (Bucknell)

Tabbed Second Team All-Patriot League and was tabbed to the Patriot League All-Tournament Team ... National Association of Basketball Coaches All-District selection ... Ranked second on the squad and sixth in the league in points per game (15.8) and led the team and league in rebounds per game (8.5) ... Shot 53.6 percent from the field, 38.0 percent from 3-point range and 80.8 percent from the charity stripe ... Played in 31 games ... Scored in double figures in 27 contests ... Posted a career-high 32 points and broke the school record for most field goals without a miss (11 of 11) against Holy Cross ... Had 15 points and 16 boards at St. Bonaventure for his first double-double of the season ... Scored 20 points and logged 10 rebounds at Vermont ... Logged 24 points at La Salle ... Scored 10 points at Ohio State ... Named to the Diamond Head Classic All-Tournament Team after averaging 15.0 points and 9.0 rebounds per game ... Named Patriot League Player of the Week after averaging 24.5 points and 10.5 rebounds against Army and Boston ... In three Patriot

PERSONAL

Born Nov. 29 in Kingston, Jamaica ... Major is community leadership and development ... His mom is Marion Tenn ... Has one sibling, Sharique ... A soccer enthusiast who lists Cristiano Ronaldo as his all-time favorite athlete ... His mother has influenced his life the most ... A talent he most wishes he had is the ability to draw well ... Chose Kentucky over Arizona, Connecticut and St. John's.

League Tournament games, averaged 19.3 points and 9.3 rebounds per game.

2017-18 (BUCKNELL)

Appeared in 34 games and averaged 6.5 points and 3.9 rebounds per game ... Shot 56.0 percent from the field and 74.4 percent from the free-throw line ... Charted seven games with double-digit points ... Had 14 points in a win over Siena ... Scored seven points and had seven boards in NCAA Tournament game vs. Michigan State ... In four postseason games, he shot 73.7 percent from the field and totaled 32 points and 20 boards.

2016-17 (BUCKNELL)

Played in 31 games off the bench, averaging 4.8 points and 3.7 rebounds per game ... Shot 50.8 percent from the field and 69.6 percent from the free-throw line ... Poured in 12 points in just 12 minutes against Wake Forest.

2015-16 (BUCKNELL)

Freshman season ended prematurely due to a shoulder injury ... Played in four games and saw 32 minutes of action ... Had 10 points in 16 minutes against Fairfield.

HIGH SCHOOL

First Division I player from Cameron County since the 1970s ... Averaged 22 points and 14 rebounds and had 26 double-doubles in 28 games as a senior ... Earned First Team All-State, All-District and All-League honors ... Big 30 and North Tier Player of the Year ... Helped team to win two straight league titles ... Finished with 1,703 career points and 955 rebounds.

PERSONAL

Born May 12 ... Parents are Donald and Rachelle Sestina ... Pursuing a graduate degree in kinesiology and health promotion ... Youngest of five siblings ... Brother, Andrew, played basketball at Allegheny College ... Mother was a swimmer at IUP ... Grandfather, Richard Gaydos, played football at Carnegie Tech ... Graduated from Bucknell with a degree in geography.



SESTINA'S CAREER STATS

| Year | GP-S | Min.-Avg. | FG-A | Pct. | 3FG-A | Pct. | FT-A | Pct. | Reb.-Avg. | PF-D | A | TO | Blk | Stl | Pts.-Avg |
|--------------|---------------|------------------|----------------|-------------|---------------|-------------|----------------|-------------|----------------|--------------|-----------|------------|-----------|-----------|----------------|
| 2015-16 | 4-0 | 32-8.0 | 6-11 | .545 | 2-3 | .667 | 1-1 | 1.000 | 5-1.3 | 7-0 | 3 | 4 | 0 | 2 | 15-3.8 |
| 2016-17 | 31-0 | 371-12.0 | 63-124 | .508 | 7-24 | .292 | 16-23 | .696 | 114-3.7 | 57-0 | 12 | 27 | 17 | 7 | 149-4.8 |
| 2017-18 | 34-0 | 508-14.9 | 89-159 | .560 | 14-41 | .341 | 29-39 | .744 | 134-3.9 | 71-0 | 31 | 35 | 20 | 11 | 221-6.5 |
| 2018-19 | 31-31 | 858-27.7 | 185-345 | .536 | 41-108 | .380 | 80-99 | .808 | 262-8.5 | 89-3 | 37 | 66 | 33 | 11 | 491-15.8 |
| TOTAL | 100-31 | 1769-17.7 | 343-639 | .537 | 64-176 | .364 | 126-162 | .778 | 515-5.2 | 224-3 | 83 | 132 | 70 | 31 | 876-8.8 |



#13

RILEY WELCH

6-0 • 185 • Junior • Guard

Littleton, Colo.

College of the Desert (Palm Desert, Calif.)

2018-19 (COLLEGE OF THE DESERT)

Saw action in 27 games ... Averaged 8.2 points per game for the Roadrunners ... Also contributed 5.0 assists and 3.5 rebounds per game ... Dished out a team-high 134 assists ... Sunk 31 shots from behind the arc ... Scored a career-high 29 points vs. San Jacinto on Feb. 1 on 9-of-11 shooting and 10 of 11 from the free-throw line ... Recorded 19 points vs. West LA on Nov. 2 ... Twice tabbed to the College of the Desert Dean's List.

WELCH'S CAREER STATS

| Year | GP-S | Min.-Avg. | FG-A | Pct. | 3FG-A | Pct. | FT-A | Pct. | Reb.-Avg. | PF-D | A | TO | Blk | Stl | Pts.-Avg |
|--------------|-------------|----------------|-------------|-------------|------------|-------------|------------|-------------|----------------|-------------|-----------|----------|----------|----------|---------------|
| 2017-18 | 27-0 | 143-5.3 | 4-13 | .308 | 2-8 | .250 | 4-5 | .800 | 211-5.7 | 22-0 | 15 | 7 | 0 | 2 | 14-0.5 |
| TOTAL | 27-0 | 143-5.3 | 4-13 | .308 | 2-8 | .250 | 4-5 | .800 | 211-5.7 | 22-0 | 15 | 7 | 0 | 2 | 14-0.5 |

*Division I stats only

2017-18 (UC IRVINE)


Appeared in 27 games as a true freshman ... Played double-digit minutes four times ... Scored five points in his collegiate debut at Denver ... Dished out four assists and hit a three against Chapman ... Had three assists in six minutes at Montana ... Snared four boards to couple with two points vs. UC Riverside ... Two-time Dean's List honoree.

HIGH SCHOOL

Played for Chatfield High School ... 2016 Chauncey Bilbups regional champion ... School reached the Colorado High School Activities Association Final Four in 2016 ... Three-time league champion ... Two-time Jefferson County All-Conference ... 2014 Adidas Unrivaled assist leader ... Finalist in the 2013 USA U-18 3x3 Tournament ... Academic All State performer in 2016 ... Phi Theta Kappa Honor Society.

PERSONAL

Born Sept. 26 in Fresno, California ... Parents are John and Jean Welch ... Has a sister, Haley ... Major is bachelor of liberal studies ... Father played basketball at UNLV and has served as a coach in the NBA for 15 years ... John Welch is currently serving as an assistant coach for the Los Angeles Clippers ... Grandfather Coley was the third-ranked boxing middleweight in the world in 1941 ... Vegetarian ... Enjoys relaxing on the beach when he's not playing basketball ... Chose No. 13 because it was Steve Nash's number ... Proudest moment as a basketball player was suiting up for UC Irvine for his first collegiate game.


#11
DONTAE ALLEN

6-6 • 200 • Freshman • Guard

Falmouth, Ky.

Pendleton County


HIGH SCHOOL

Ranked in the top 75 by Rivals (No. 68) ... Rated as the No. 92 prospect by the Recruiting Services Consensus Index ... Became the first in-state signee for Kentucky since 2013 ... 18th Kentucky player in program history to earn Kentucky Mr. Basketball honors ... Also named First Team All-State ... Capped his high school career with 3,255 career points, which ranks 11th all-time in state history ...

Also snared 1,228 career rebounds, the 22nd-best mark in the state's record books ... Averaged 42.9 points and 14.2 boards during his senior season ... Limited to 13 games after suffering a torn ACL in his left knee on Dec. 22, 2018 ... Dropped 50 or more points in six of his first 12 games as a senior ... During his junior campaign, averaged 31.8 points and 11.4 rebounds per game while shooting 59.1 percent from the floor and 39.6 percent from 3-point range ... Tabbed a Pangos All-American.

PERSONAL

Born Nov. 5 in Florence, Kentucky ... Major is undeclared/exploratory studies in agriculture ... Parents are April and Tony Thomas ... Has three siblings, Tredyn, Saniah and Jalen ... Cousin of NFL quarterback Russell Wilson ... Favorite activity away from the court is watching basketball or playing NBA2K ... Chose No. 11 because it's his favorite number (No. 1), twice ... Biggest basketball honor is being named Mr. Kentucky Basketball ... His most prized possession is his shoe collection.


#12
KEION BROOKS JR.

6-7 • 205 • Freshman • Forward

Fort Wayne, Ind.

La Lumiere School (La Porte, Ind.)

HIGH SCHOOL

Ranked in the top 35 by the major recruiting services, including 247Sports (No. 14), Rivals (No. 29) and ESPN (No. 35) ... 247Sports tabs him as the fourth-best small forward in the class ... Ranked the No. 24 overall player by the Recruiting Services Consensus Index ... Consensus five-star prospect ... Averaged 20.1 points and 7.5 rebounds per game for La Lumiere School, which appeared in the GEICO

High School Nationals ... In the semifinals of that tournament, made 9 of 16 shots, including two from long range, and scored a team-high 20 points ... La Lumiere produced a 30-1 record and was ranked as the No. 1 team in the country during his senior campaign ... USA Today All-USA Boys Basketball Honorable Mention selection ... Scored 15 points in the Jordan Brand Classic ... Tabbed the Fort Wayne Area Player of the Year ... Fort Wayne News Player of the Year ... Also reached the state finals in 2015-16.

PERSONAL

Born Aug. 7 in Fort Wayne, Indiana ... Major is undeclared/exploratory studies in agriculture ... Parents are Keion Sr. and Sarita Brooks ... Has three brothers, Darrius, Darrion and Karion ... Was an honor roll student ... Father played basketball at Wright State ... Chose No. 12 because it is the same number his dad wore in high school ... Also played football, baseball and soccer as a kid ... Favorite activity away from the court is playing NBA2K ... Grandparents have been his biggest influence ... Most memorable moment as a player was winning a national championship as a fifth grader ... Chose Kentucky over Indiana, Michigan State, Kansas and UCLA.



#14

BRENNAN CANADA

6-6 • 198 • Freshman • Forward

Mount Sterling, Ky.

George Rogers Clark (Winchester, Ky.)

HIGH SCHOOL

One of the best prospects from the state of Kentucky ... Capped his career at George Rogers Clark with 1,371 points and 776 rebounds ... Two-year captain ... Named an All-10th Region First Team selection following a senior season where he averaged 15.0 points and 9.5 rebounds per game ... Averaged double-digit scoring over his final three seasons of high school basketball ... Logged 13 dou-

ble-doubles his senior season ... A three-time All-District Team selection and a three-time All-District Tournament Team pick ... Team claimed two District 40 titles ... 10th Region runners-up in 2019.

PERSONAL

Born July 15 in Lexington, Kentucky ... Major is marketing ... Parents are Lynn and Melissa Canada ... Has three siblings, Kaleb, Kyle and Kristyn ... 4.0 student ... Member of the National Honor Society and the Fellowship of Christian Athletes ... Also participated in Big Brothers, Big Sisters ... Father has been his biggest influence ... Chose No. 14 because it's always been his favorite number ... His definition of a true hero is someone who you can rely on and follow.



#10

JOHNNY JUZANG

6-6 • 214 • Freshman • Guard

Los Angeles

Harvard-Westlake

HIGH SCHOOL

Late add to the 2019 class after reclassifying ... Ranked in the top 35 by the major recruiting services, including ESPN (No. 29), 247Sports (No. 31) and Rivals (No. 34) ... The 34th-best prospect by the Recruiting Services Consensus Index ... Consensus five-star prospect ... Averaged 23.0 points, 8.5 rebounds and 3.4 assists per game during his junior season at Harvard-Westlake ... Named Mission

League MVP ... All-California Interscholastic Federation First Team pick ... Harvard-Westlake claimed the CIF championship and the Mission League Championship for the first time since 2011 ... Mainstay at Team USA events ... Finalist for the U17 Team USA squad.

PERSONAL

Born March 17 in Los Angeles ... Major is marketing ... Parents are Hanh and Maxie Juzang ... Has a brother, Christian, and a sister, Lauren ... Brother plays basketball at Harvard ... Enjoys fashion and watching movies ... His most prized possessions are his reading journal and books ... Away from the court he likes being around friends and family ... His greatest fear is letting down those who support him ... Chose Kentucky over Virginia, Kansas, Villanova and Oregon.


#3
TYRESE MAXEY

6-3 • 198 • Freshman • Guard

Garland, Texas

South Garland

HIGH SCHOOL

Kentucky's top-ranked player in the 2019 class ... Tabbed the No. 10 overall prospect by the Recruiting Services Consensus Index ... Ranked in the top 15 by the major recruiting services, including 247Sports (No. 10), Rivals (No. 10) and ESPN (No. 13) ... 247Sports tabs him as the third-best combo guard in the class ... Consensus five-star prospect ... Made the Naismith High School Boys' 2019

All-America Second Team ... Averaged 22.2 points, 6.3 rebounds, 3.6 assists and 1.7 steals per game for South Garland ... Tabbed Texas Mr. Basketball in 2019 ... Also named the Dallas-Fort Worth Area Player of the Year ... Two-time All-State selection ... Logged 22.5 points, 7.0 rebounds, 3.1 assists and 2.3 steals per game as a junior ... Named to the 2018 USA Today All-Texas First Team, the 2018 Texas Association of Basketball Coaches All-State First Team and was crowned the 2018 Dallas Morning News Sports Day Player of the Year as a junior ... Also a two-time Texas Association of Basketball Coaches All-Region pick and made the 2018 University Interscholastic League State All-Tournament Team ... Won a gold medal as a part of the U18 Team USA ... McDonald's All-American selection ... Scored 13 points in that game.

PERSONAL

Born Nov. 4 in Dallas ... Major is undeclared/exploratory studies in agriculture ... Parents are Denyse and Tyrone Maxey ... Has three siblings, Denasia, Julia and Keiarn ... Father played basketball at Washington State ... Graduated in the top 5% of his class ... His most memorable moment as a basketball player is going to the state tournament ... A definition of a true hero is someone who impacts lives in a positive way ... Seen every Marvel movie since 2008 ... His father has influenced him most ... Chose Kentucky over Texas, Michigan, Michigan State and Oklahoma State.


#2
KAHLIL WHITNEY

6-6 • 210 • Freshman • Forward

Chicago

Roselle Catholic (Roselle, N.J.)

HIGH SCHOOL

Tabbed the No. 11 overall player by the Recruiting Services Consensus Index in the 2019 class ... Consensus five-star prospect ... Ranked in the top 15 by every major recruiting service, including 247Sports (No. 11), ESPN (No. 12) and Rivals (No. 14) ... 247Sports tabs him as the second-best small forward in the class ... Named Naismith High School Boys' All-America Third Team ... Secured

All-USA Today New Jersey First Team honors ... Averaged 19.4 points and 5.7 rebounds per game for Roselle Catholic ... Second alum from Roselle Catholic to play under John Calipari at Kentucky, joining Isaiah Briscoe ... Scored in double figures in all 29 games during his senior season with 11 games of 20 or more points ... Led Roselle Catholic to the New Jersey's Tournament of Championship as a junior ... Averaged 21.1 points and 7.2 rebounds on the Nike Elite Youth Basketball League circuit ... Scored more than 2,000 points during his high school career ... Participated in the McDonald's All-American Game, the Jordan Brand Classic Game and the Iverson Roundball Classic ... Named co-MVP at the Iverson Classic after scoring 38 points in the contest.

PERSONAL

Born Jan. 8 in Chicago ... Major is undeclared/exploratory studies in agriculture ... His parents are Kelly Whitney and Chanel Tillmon ... Has three siblings, Kylie, Tyreese and Isaiah ... Father played basketball at Seton Hall ... Also played football as a kid ... Nickname is the Dragon ... Can play the drums ... His most prized possession is his family ... Father has been his life's greatest influence ... Most memorable moment as a basketball player is winning a state championship ... Definition of a true hero is someone who changes the lives of others ... Chose Kentucky over Oregon, Illinois, Georgetown and Miami.



COACHING STAFF BIOS



JOHN CALIPARI

Head Coach • 11th Season

Hired: March 31, 2009

Date of Birth: Feb. 10, 1959

Hometown: Moon Township, Pa.

Wife: Ellen Calipari

Children: Erin Sue, Megan Rae, Bradley Vincent

Education: Clarion, 1982

Major: Marketing

A “players-first” coach with a penchant for helping people reach their dreams, John Calipari, a Naismith Memorial Basketball Hall of Famer, has guided six teams to the Final Four, led one to a national championship and helped 49 players earn selection in the NBA Draft during his 27-year college coaching career.

Calipari guided Kentucky to its eighth national championship and his first national title in 2012. In becoming only the second coach in NCAA history to lead three different schools to the Final Four, he has racked up more than 700 on-court victories, 20 NCAA Tournament on-court appearances, six Final Fours and numerous national coach of the year honors.

From UMass to Memphis and now Kentucky, Calipari’s career has been successful throughout, but his most recent run in Lexington has been the best stretch of his career. During Calipari’s 10 seasons at UK, he leads all coaches in total wins (305), NCAA Tournament wins (31), Final Fours (four), Elite Eights (seven) and Sweet 16s (eight).

In 2015, Coach Cal led college basketball’s first ever 38-0 team, and became one of just three coaches to make four Final Fours in a five-year span. At the end of the season, Calipari became the 96th coach to join the Naismith Memorial Basketball Hall of Fame.

While building a program out of obscurity at Massachusetts, laying the foundation at Memphis and restoring luster at the sport’s greatest program at Kentucky, he totaled the second-most wins in NCAA history in the first 20 years of a college coaching career.

Quite honestly, though, Calipari’s on-court success overshadows a much more significant picture.

In his goal to lead a players-first program, he has helped more than 50 young men realize their dreams and

THE CALIPARI FILE

COACHING CAREER

| | |
|---|------------|
| Kansas, assistant coach | 1983-85 |
| Pittsburgh, assistant coach | 1986-88 |
| UMass, head coach | 1989-96 |
| New Jersey Nets (NBA), head coach | 1997-99 |
| Philadelphia 76ers (NBA), assistant coach | 2000 |
| Memphis, head coach | 2001-09 |
| Kentucky, head coach | 2010-pres. |

UMASS, HEAD COACH

| | | | |
|----------------|---------------|-------------|-----------------------------------|
| 1988-89 | 10-18 | .357 | |
| 1989-90 | 17-14 | .548 | NIT |
| 1990-91 | 20-13 | .606 | NIT Final Four |
| 1991-92 | 30-5 | .857 | A-10 Champ (R/T); NCAA Sweet 16 |
| 1992-93 | 24-7 | .774 | A-10 Champ (R/T); NCAA 2nd Rd. |
| 1993-94 | 28-7 | .800 | A-10 Champ (R/T); NCAA 2nd Rd. |
| 1994-95 | 29-5 | .853 | A-10 Champ (R/T); NCAA Elite 8 |
| 1995-96* | 31-1 | .969 | A-10 Champ (R/T); NCAA Final Four |
| Totals: | 189-70 | .730 | |

NEW JERSEY NETS, HEAD COACH

| | | | |
|----------------|---------------|-------------|--------------|
| 1996-97 | 26-56 | .317 | |
| 1997-98 | 43-39 | .524 | NBA Playoffs |
| 1998-99 | 3-17 | .150 | |
| Totals: | 72-112 | .391 | |

MEMPHIS, HEAD COACH

| | | | |
|----------------|---------------|-------------|-----------------------------------|
| 2000-01 | 21-15 | .583 | NIT Final Four |
| 2001-02 | 27-9 | .750 | C-USA Nat’l Div. Champ; NIT Champ |
| 2002-03 | 23-7 | .767 | C-USA Nat’l Div. Champ; NCAA |
| 2003-04 | 22-8 | .733 | C-USA Champ (R); NCAA 2nd Rd. |
| 2004-05 | 22-16 | .579 | NIT Final Four |
| 2005-06 | 33-4 | .892 | C-USA Champ (R/T); NCAA Elite 8 |
| 2006-07 | 33-4 | .892 | C-USA Champ (R/T); NCAA Elite 8 |
| 2007-08* | 0-1 | .000 | C-USA Champ (R/T); NCAA Finals |
| 2008-09 | 33-4 | .892 | C-USA Champ (R/T); NCAA Sweet 16 |
| Totals: | 214-68 | .759 | |

KENTUCKY, HEAD COACH

| | | | |
|---------------|---------------|-------------|----------------------------------|
| 2009-10 | 35-3 | .921 | SEC Champ (R/T); NCAA Elite 8 |
| 2010-11 | 29-9 | .743 | SEC Champ (T); NCAA Final Four |
| 2011-12 | 38-2 | .950 | SEC Champ (R); NCAA Champion |
| 2012-13 | 21-12 | .636 | NIT |
| 2013-14 | 29-11 | .725 | NCAA Runner-Up |
| 2014-15 | 38-1 | .974 | SEC Champ (R/T); NCAA Final Four |
| 2015-16 | 27-9 | .711 | SEC Champ (R/T); NCAA 2nd Rd. |
| 2016-17 | 32-6 | .842 | SEC Champ (R/T); NCAA Elite 8 |
| 2017-18 | 26-11 | .703 | SEC Champ (T); NCAA Sweet 16 |
| 2018-19 | 30-7 | .811 | NCAA Elite 8 |
| Totals | 305-71 | .811 | |

ON-COURT NCAA TOTALS

| |
|-------------------------------------|
| 15 Regular-Season Conference Titles |
| 15 Tournament Conference Titles |
| 18 NCAA Tournaments |
| All-Time Record: 708-209 (.772) |

*-season includes games later vacated due to NCAA sanctions; actual on-court records were 35-2 in 1995-96 and 38-2 in 2007-08. NCAA Tournament appearances were also vacated in 1996 and 2008. Actual on-court won-lost record overall is 750-211 for a .780 winning percentage.



reach the NBA level with 49 players earning NBA Draft selections, including a record five first-round draft picks in 2010. Two years later, six Wildcats heard their names called at the 2012 draft, the most in the two-round draft era. UK, with Calipari's help, would tie those six picks again in 2015, including a record-tying four lottery selections. His four No. 1 overall picks are more than any other coach, and he's had 38 players drafted during his first 10 years at Kentucky, including 29 first-round picks.

Calipari's players have entered the league NBA-ready. His players have garnered 20 All-Star selections, with Anthony Davis winning the game's MVP honor in 2017. Derrick Rose was named NBA MVP in 2011. Five of his players have been tabbed All-NBA, three have been named NBA Rookie of the Year, and 12 players from Calipari's first nine teams at Kentucky have made the NBA All-Rookie teams.

Much like he did at UMass, where his players graduated at nearly 80 percent, Calipari has stressed academics. Fifteen of his last 18 seniors at Memphis earned their bachelor's degrees, and all 18 players at UK who were eligible to graduate by the end of their senior years walked away with a diploma in hand, including four players who earned their degree in just three years. Calipari's teams routinely have posted a combined team grade-point average of 3.0 or better.

His foundation, The Calipari Foundation, has raised

millions of dollars to help the lives of those in need in the Commonwealth and across the country. In 2010, he used a telethon to raise more than \$1 million for victims of the devastating earthquake in Haiti. He organized another one in 2012 for victims of Superstorm Sandy and another one in 2017 for victims of Hurricane Harvey.

In 2013, Calipari developed the idea of hosting an annual alumni weekend around his basketball fantasy experience with the intent to raise money for charity. After generating \$350,000 for selected organizations and charities during the inaugural game, the weekend (the game and the fantasy experience) has generated more than \$1 million for charity every year since, including in 2014 without the funds from an alumni game and 2016 with a celebrity softball game in place of the traditional basketball game.

In 2017, Coach Cal was named the head coach of the 2017 USA Basketball Men's U19 World Cup Team, which finished third at the 2017 FIBA U19 World Cup in Cairo.

Author of five books, including the New York Times Best Seller "Players First: Coaching from the Inside Out," Calipari is a master of communication and maximizing talent. He lives by the motto that "it's never a matter of how far you have fallen, but instead it's about how high you bounce back."

CALIPARI VS. ALL OPPONENTS

| | | | | | | | |
|----------------------------|------|----------------------------|------|------------------------|------|-----------------------------|------|
| Abilene Christian | 1-0 | Cornell | 1-0 | Howard | 1-0 | Michigan State | 2-1 |
| Alabama | 16-4 | Dartmouth | 1-0 | Illinois | 1-1 | Middle Tennessee | 3-0 |
| Albany | 1-0 | Davidson | 1-0 | Illinois State | 1-0 | Milwaukee | 1-0 |
| Arizona | 1-1 | Dayton | 1-0 | Indiana | 3-2 | Mississippi State | 14-0 |
| Arizona State | 2-1 | DePaul | 4-2 | Iowa | 0-1 | Mississippi Valley St. | 1-0 |
| Arkansas | 12-6 | Detroit Mercy | 1-0 | Iowa State | 2-0 | Missouri | 9-3 |
| Arkansas-Pine Bluff | 1-0 | Drexel | 2-0 | Jackson State | 2-0 | Monmouth | 2-0 |
| Arkansas State | 4-0 | Duke | 1-3 | Kansas | 4-6 | Montana State | 1-0 |
| Auburn | 11-3 | Duquesne | 12-4 | Kansas State | 2-1 | Morehead State | 2-0 |
| Austin Peay | 6-1 | East Carolina | 7-0 | Keene State | 1-0 | Murray State | 1-0 |
| Baylor | 1-2 | East Tennessee State | 4-0 | Kentucky | 2-4 | Nevada | 1-0 |
| Belmont | 2-0 | Eastern Kentucky | 3-0 | La Salle | 3-0 | New Hampshire | 5-0 |
| Boise State | 1-0 | Eastern Michigan | 2-0 | Lafayette (Pa.) | 1-0 | New Mexico | 1-0 |
| Boston | 7-1 | Fairfield | 1-0 | Lamar | 4-0 | New Orleans | 1-0 |
| Boston College | 2-0 | Florida | 17-8 | LIU Brooklyn | 1-0 | NJIT | 1-0 |
| Bradley | 1-0 | Florida State | 1-1 | Lipscomb | 1-0 | North Carolina | 7-3 |
| Bucknell | 1-0 | Florida Tech | 0-1 | Little Rock | 3-0 | North Carolina State | 1-0 |
| Buffalo | 3-0 | Fordham | 5-0 | Long Beach State | 1-0 | North Dakota | 1-0 |
| BYU | 1-0 | Fort Wayne | 1-0 | Louisiana Tech | 1-1 | North Texas | 1-0 |
| Cal State Northridge | 1-0 | Furman | 1-0 | Louisville | 16-7 | Northeastern | 3-1 |
| Canisius | 1-0 | George Mason | 1-0 | Loyola | 1-0 | Northern Kentucky | 2-0 |
| Central Conn. St. | 2-0 | George Washington | 8-9 | Lowell | 2-1 | Northwestern State | 1-0 |
| Charlotte | 2-3 | Georgetown | 2-1 | LSU | 11-3 | Notre Dame | 2-1 |
| Chattanooga | 2-0 | Georgia | 17-2 | Manhattan | 2-0 | Oakland | 1-0 |
| Christian Brothers | 2-0 | Georgia Tech | 1-1 | Marist | 2-0 | Ohio State | 1-2 |
| Cincinnati | 6-7 | Gonzaga | 4-0 | Marquette | 3-1 | Oklahoma | 5-1 |
| Cleveland State | 4-0 | Grand Canyon | 1-0 | Marshall | 6-0 | Oklahoma State | 0-2 |
| Coastal Carolina | 1-0 | Hampton | 1-0 | Maryland | 5-3 | Old Dominion | 2-0 |
| Colorado | 1-1 | Hartford | 2-0 | Massachusetts | 1-0 | Ole Miss | 15-4 |
| Colorado State | 0-1 | Harvard | 2-0 | Memphis | 1-0 | Oral Roberts | 1-0 |
| Columbia | 1-0 | Hofstra | 1-0 | Miami (Fla.) | 0-1 | Oregon State | 1-0 |
| Connecticut | 2-5 | Holy Cross | 4-1 | Miami (Ohio) | 2-0 | Pennsylvania | 3-0 |
| Coppin State | 1-0 | Houston | 17-3 | Michigan | 1-0 | Penn State | 4-4 |



| | | | |
|------------------------------|-------|------------------------|------|
| Pepperdine | 1-0 | Villanova | 2-0 |
| Pittsburgh | 2-1 | Virginia | 0-1 |
| Portland | 3-0 | Virginia Tech | 3-0 |
| Princeton | 2-0 | VMI | 1-0 |
| Providence | 3-1 | Wake Forest | 2-1 |
| Purdue | 2-1 | Washington | 1-0 |
| Radford | 1-0 | West Virginia | 13-7 |
| Rhode Island | 16-2 | Western Kentucky | 2-0 |
| Rice | 4-0 | Wichita State | 2-0 |
| Richmond | 1-0 | Winthrop | 3-0 |
| Rider | 1-0 | Wisconsin | 1-1 |
| Robert Morris | 1-1 | Wofford | 2-0 |
| Rutgers | 11-4 | Wright State | 1-0 |
| Saint Louis | 4-3 | Xavier | 2-2 |
| Sam Houston State | 1-0 | Yale | 1-0 |
| Samford | 3-0 | | |
| Santa Clara | 1-0 | | |
| Savannah State | 1-0 | | |
| Seton Hall | 1-1 | | |
| Siena | 4-0 | | |
| SMU | 7-0 | | |
| South Carolina | 14-3 | | |
| South Connecticut | 1-0 | | |
| Southeastern Louisiana | 3-0 | | |
| Southern Cal | 2-0 | | |
| Southern Illinois | 1-0 | | |
| Southern Miss | 15-4 | | |
| Southwest Texas St. | 1-0 | | |
| St. Bonaventure | 17-1 | | |
| St. John's | 1-0 | | |
| St. Joseph's | 15-5 | | |
| St. Mary's | 1-0 | | |
| St. Peter's | 1-0 | | |
| Stanford | 3-2 | | |
| Stephen F. Austin | 1-0 | | |
| Stony Brook | 1-0 | | |
| Syracuse | 3-2 | | |
| TCU | 7-1 | | |
| Temple | 13-11 | | |
| Tennessee | 16-11 | | |
| Tennessee State | 1-0 | | |
| Tennessee Tech | 1-0 | | |
| Texas | 2-2 | | |
| Texas A&M | 9-3 | | |
| Towson State | 1-0 | | |
| Troy | 1-0 | | |
| Tulane | 16-0 | | |
| Tulsa | 11-1 | | |
| UAB | 14-3 | | |
| UCF | 5-0 | | |
| UCLA | 4-4 | | |
| UIC | 1-0 | | |
| UNC Asheville | 2-0 | | |
| UNC Greensboro | 2-0 | | |
| UNC Wilmington | 1-0 | | |
| USF | 10-1 | | |
| Utah | 2-1 | | |
| Utah Valley | 1-0 | | |
| UTEP | 5-0 | | |
| UT Arlington | 3-0 | | |
| UT Martin | 5-0 | | |
| Valparaiso | 1-0 | | |
| Vanderbilt | 17-4 | | |
| Vermont | 3-0 | | |



KENNY PAYNE

Assoc. Head Coach • Sixth Season/10th Overall at UK

Hometown: Laurel, Miss.

Education: Louisville, 2003

2005-10: Oregon, Assistant Coach

2011-14: Kentucky, Assistant Coach

2014-PRESENT: Kentucky, Associate Head Coach

Kenny Payne completed his ninth season with John Calipari and the Kentucky men’s basketball program in 2018-19. He was promoted to associate head coach in May of 2014 after serving his first four seasons as an assistant coach. Prior to his arrival at UK he served as an assistant at Oregon for six seasons.

Payne is well known in the basketball community and among current and former players as a players-first coach. His relationships with players, his straightforward and direct approach with the kids, and his legendary work-outs have helped build Final Four contenders at Kentucky and mold countless NBA draft selections.

Payne has been nationally recognized for his work with Kentucky’s big men -- and rightfully so -- but he’s played an instrumental role in UK’s success with players of all different positions. Most notably, Payne’s development with Anthony Davis and Karl-Anthony Towns helped the Kentucky freshmen go No. 1 overall in their respective drafts with each team advancing to the Final Four.

Payne was also a major part in the development of UK big men Nerlens Noel (sixth in 2013 NBA Draft), Julius Randle (seventh pick in 2014 NBA Draft), Willie Cauley-Stein (sixth in 2015 NBA Draft), Skal Labissiere (28th in 2016 NBA Draft), Bam Adebayo (14th in 2017 NBA Draft), Kevin Knox (ninth in 2018 NBA Draft) and PJ Washington (12th in 2019 NBA Draft). He also played important roles in the development of guards De’Aaron Fox (fifth in 2017 NBA Draft), Malik Monk (11th in 2017 NBA Draft), Tyler Herro (13th in 2019 NBA Draft) and Keldon Johnson (29th in 2019 NBA Draft).

Nationally recognized as one of the game’s top recruiters, Payne’s ability to recruit has continued to flourish at Kentucky. He played a key part in Calipari’s last 10 recruiting classes. The 2011, 2012, 2013, 2016 and 2017 classes all ranked No. 1 in the country, and every class has been in the top three, according to the Recruiting Services Consensus Index. The 2013 class consisted of a record six McDonald’s All Americans and was heralded as one of the best classes ever assembled by many pundits. The 2017 class was rated as the best ever by RSCI.

Payne hasn't just helped recruit players to Kentucky, he's also helped develop them into stars. UK has had a player selected in the NBA Draft lottery in all nine drafts he's been at Kentucky and had multiple picked in the first round every year.

Kentucky has advanced to the Final Four in four of the nine seasons in which Payne has been on staff, including in 2015, when, in his first year as an associate head coach, Payne helped guide the Wildcats to the first 38-0 record in college basketball history.

Payne's first season as part of the Kentucky staff came during the 2010-11 season as the Wildcats advanced to the Final Four, the first in the Calipari era.

Kentucky then captured the national championship during Payne's second season and Davis was the recipient of numerous national player of the year accolades.

Payne was instrumental in helping lead UK back to the national title game in 2014 behind the play of Randle, an All-American forward who broke freshman records in rebounding, double-doubles and free throws made.

During his tenure at Oregon, Payne helped the Ducks burst onto the national scene with two NCAA Tournament appearances in 2007 and 2008. Oregon also claimed one Pacific-10 Tournament title and three Ducks were selected in the first and second rounds of the NBA Draft under Payne.

During the 2006-07 season, the Ducks recorded an 11-7 Pac-10 record and posted an undefeated mark in nonconference regular-season games, finishing with a 29-8 overall record. That season, Oregon captured the Pac-10 Tournament, and followed the tournament run with an impressive performance at the NCAA Tournament. The Ducks earned a No. 3 seed in the tournament and advanced to the Elite Eight, where they lost to eventual champions Florida.

The Ducks followed their Elite Eight run with another appearance in the 2008 NCAA Tournament. Payne and the Oregon coaching staff then reigned in a top-20 recruiting class for the 2008 season with six highly touted recruits.

Prior to coaching, Payne traveled the globe playing basketball for 10 different professional leagues. In 1989, Payne was chosen in the first round and 19th overall in the NBA Draft, playing four years for the Philadelphia 76ers.

Payne competed in the Continental Basketball Association (Tri-Cities, Washington) and overseas in Italy, Japan, Brazil, the Philippines, Cypress, China and Argentina. He finished his professional career in 2000 following a season with Team Taipans of Cairns in Australia.

A four-year letterwinner at Louisville from 1985-89, Payne joined the Cardinals from Northeast Jones High School in Laurel, Mississippi, where he was a Parade All-American and the state's player of the year.

Payne helped lead Louisville to the 1986 NCAA national championship as a sophomore when he appeared in 34 games and averaged 3.6 points per game. As a senior, Payne averaged 14.5 points and 5.7 rebounds and was named Second Team All-Metro Conference.

By the end of his Louisville career, Payne registered 1,083 points and shot 40 percent from 3-point range.

Payne earned a bachelor's of science in sport administration from Louisville in 2003.

He and his wife, Michelle, have two children: Alexis and Alexander.



TONY BARBEE

Assistant Coach • Fifth Season/Sixth Overall at UK

Hometown: Indianapolis

Education: UMass, 1993

1996: UMass, Graduate Assistant Coach

1997-98: UMass, Assistant Coach

1999: Wyoming, Assistant Coach

2000: UMass, Assistant Coach

2001-06: Memphis, Assistant Coach

2007-10: UTEP, Head Coach

2011-14: Auburn, Head Coach

2015: Kentucky, Special Assistant to the Head Coach

2016-PRESENT: Kentucky, Assistant Coach

Tony Barbee completed his fourth season as an assistant coach in 2018-19 at Kentucky after serving the 2014-15 season as special assistant to the head coach at UK.

In the five seasons Barbee has been on staff, the Wildcats have won four Southeastern Conference Tournament championships and three regular-season titles. On the road recruiting, he has helped secure a top-three recruiting class in every season, including the No. 1 classes in 2016 and 2017, as designated by the Recruiting Services Consensus Index.

During the 2014-15 season, Barbee served as the special assistant to head coach John Calipari, where he assisted Calipari in a multitude of roles, including game-plan preparation, practice plans and administrative duties within everyday basketball operations. With Barbee's help the Wildcats enjoyed one of the most storied seasons in program history, becoming the first team in NCAA history to begin a season 38-0 while claiming the SEC regular-season and tournament crowns, advancing to the program's fourth Final Four in five seasons, and helping six players go in the NBA Draft.

In his four seasons as an assistant coach, UK has gone to the NCAA Tournament and sent a combined 13 players to the NBA Draft with 10 first-round picks and eight lottery selections. He's played the role as UK's defensive specialist and solidified Kentucky as one of the best defensive teams in the country on an annual basis.

Barbee was previously the head coach at UTEP and at Auburn and has served as an assistant coach under Calipari for a total of eight seasons in his career.

Barbee played for Calipari at UMass before starting



his coaching career as a graduate assistant on the Massachusetts staff in 1995-96. The Minutemen advanced to the NCAA Final Four in Barbee's first season as a member of the coaching staff.

He served as an assistant coach for two seasons at UMass before taking an assistant coaching position at Wyoming. Barbee rejoined Calipari as an assistant at Memphis for six seasons from 2001-06.

The Tigers earned a 20-win season in each of his six years on staff. The Tigers claimed a pair of Conference USA titles and advanced to the NCAA Tournament three times during his tenure, including an Elite Eight run in his final season.

During Barbee's tenure at Memphis, the Tigers won 148 games, an average of nearly 25 victories per season.

Memphis produced top-10 recruiting classes in each of Barbee's six years, including the 2001 class that was ranked No. 1 in the country.

Barbee was hired as UTEP's head coach in 2006. During his four-year tenure at the helm of the Miners program, he averaged 20.5 wins per seasons and exceeded his win total from year to year. His most prolific season at UTEP was his last in which he led the Miners to a 26-7 overall record, a C-USA regular-season title and an NCAA Tournament appearance in 2009-10.

He became Auburn's head coach prior to the start of the 2010-11 season. He spent four seasons as the head coach of the Tigers and has amassed an overall 131-127 record as a head coach.

Prior to Auburn, Barbee had advanced to postseason play in 18 of his 19 seasons as a head coach, assistant coach and player.

As a player, Barbee helped lead the Minutemen to a pair of Atlantic 10 championships and two NCAA Tournaments, including the Sweet 16 in 1992. UMass went 91-39 during his four-year career.

Barbee still ranks among the school's all-time leaders in numerous statistical categories, including scoring with 1,643 points. He was a Second Team All-Atlantic 10 player in 1991 and 1993 and All-Atlantic 10 Freshman Team selection in 1990.

The Indianapolis native played professionally in Spain and France after his playing career at UMass. He earned his bachelor of arts in sports management from UMass in 1993, with a minor in African-American studies.

He and his wife, Holly, have a daughter, Hayden Alexander, and a son, Andrew Marsh.



JOEL JUSTUS

Assistant Coach • Fourth Season/Sixth Overall at UK

Hometown: Winston-Salem, N.C.

Education: UNC Wilmington, 2004

2004-08: Elon, Assistant Coach

2015: Kentucky, Director of Analytics

2016: Kentucky, Special Assistant to the Head Coach

2017-PRESENT: Kentucky, Assistant Coach

Joel Justus completed his third season as an assistant coach in 2018-19 after serving two seasons on staff, first as the director of analytics and then as the special assistant to the head coach.

Justus joined the staff for the historic 2014-15 season as the director of analytics. Using Justus' analytics, Kentucky's players bought in to a two-platoon system that helped the Wildcats become one of the most efficient teams in the country, including the most dominant defensive team in recent history, as UK became the first team in college basketball history to start a season 38-0.

Justus analyzed player and team performance, utilizing various stats and data to help develop efficient strategies through video. He developed tools that streamlined the decision-making process of the coaching staff using advanced statistical modeling and analysis.

He also analyzed large data sets to aid the coaching staff's scouting reports as well as postgame analysis. He assisted in day-to-day operations of the program, which included coordinating with NBA personnel while assisting in many areas of basketball operations.

After successfully integrating analytics into the daily culture of the program, he was elevated to special assistant to the head coach for the 2015-16 season. With his previous responsibilities remaining an active part of his duties, Justus' role expanded to include scouting future opponents, providing strategies to help advance the program and assisting with special projects assigned by John Calipari.

In his first season as an assistant coach, Kentucky won both the Southeastern Conference regular-season and tournament championships while advancing to the Elite Eight of the NCAA Tournament. He played a key part in securing what the Recruiting Services Consensus Index calculates as the best recruiting class ever in 2017.

In 2017-18, he was instrumental in the development of Shai Gilgeous-Alexander, who developed from a rather overlooked piece of UK's 2017 signing class into the SEC

Tournament's most valuable player as UK won its fourth straight tournament championship.

This past season, as Kentucky advanced to another Elite Eight, Justus was key in the defensive development of SEC Co-Defensive Player of the Year Ashton Hagans. He also worked closely with NBA first-round picks Keldon Johnson and Tyler Herro.

Justus came to UK after serving as the head coach at Davidson Day High School in Davidson, North Carolina. In both years at the helm, he guided the Patriots to the Elite Eight in the state tournament.

Prior to his time at Davidson Day, Justus served as the head boys' basketball coach at Woodberry Forest School in Woodberry, Virginia, from 2008-12. During his time at Woodberry Forest, he guided his team to the Virginia Prep League regular-season championship in 2010 while advancing to the Virginia Prep League championship game in consecutive years, a first in more than two decades.

Justus has spent time in college basketball as an assistant coach at Elon University from 2004-08, where he helped guide the Phoenix to a Northern Division title in 2006 and the Southern Conference championship game in 2008.

A 2004 graduate of UNC Wilmington, Justus helped the Seahawks as a student-athlete capture two Colonial Athletic Association titles, make three postseason appearances (NIT in 2001 and NCAA in 2002 and 2003) and was team captain his senior season.

Justus has a son: Deacon Archer Justus, 6.



JOHN ROBIC

Special Assistant to the Head Coach

Fourth Season/11th Overall at UK

Hometown: Pittsburgh

Education: Denison, 1986

1987-88: Kansas, Graduate Assistant

1989-99: UMass, Assistant Coach

2000-05: Youngstown State, Head Coach

2006-09: Memphis, Assistant Coach

2010-16: Kentucky, Assistant Coach

2017-PRESENT: Kentucky,

Special Assistant to the Head Coach

John Robic completed his third season with the Kentucky basketball program as the special assistant to the head coach in 2018-19 and is a longtime associate of UK head coach John Calipari, including the first seven seasons at Kentucky as an assistant coach.

Robic has been Calipari's right-hand man throughout their careers. In his current role, Robic scouts future opponents, helps Calipari with game plans, breaks down film with Calipari, and carries out special projects and assignments from the head coach.

Beginning with their first season together at UMass in 1988-89, where Robic was an assistant under Calipari, the two have been together for 22 seasons. It seems as if the Calipari-Robic duo is a proven combination for thrilling basketball seasons.

Similar to those magical years he assisted at UMass in the 1990s, Robic helped lead Memphis to the program's most storied era in school history in four seasons with the Tigers (2006-09), as well as helping return Kentucky back among the nation's elite since his arrival in Lexington.

Robic helped the Wildcats post a 35-3 mark in his inaugural season at Kentucky. The Cats made an appearance in the 2010 Elite Eight while claiming SEC regular-season and tournament championships along the way.

During his third season at UK, the Wildcats set an NCAA record with 38 victories en route to the program's eighth national championship. Anthony Davis was tabbed the national player of the year by several outlets and went on to become the second No. 1 overall NBA Draft pick in three seasons for UK. Kentucky continued to make history when Michael Kidd-Gilchrist was chosen No. 2 overall to become the first teammates to go 1-2 in Draft history. The duo led a record-breaking six selections in the same draft year.



Robic was instrumental in the game prep and scouting for the 2014 trek to the national championship game, a run that some national pundits called one of the greatest NCAA Tournament runs of all time. Seeded No. 8 in a region analysts dubbed “the region of doom,” UK knocked off previously undefeated and top-seeded Wichita State, downed defending national champion and archrival Louisville, and defeated defending national runner-up and Big 10 champion Michigan before edging Wisconsin in the Final Four. UK became the first team ever to knock off three of the previous season’s Final Four teams.

History was once again the story during the 2014-15 season as the Wildcats won a record 38 games to start the season, reaching yet another Final Four while sending six players to the NBA Draft, including the top overall pick for the third time in six seasons.

In his 10 seasons at Kentucky, the Wildcats have had 35 players selected in the NBA Draft, including 26 in the first round, the most of any school during that time period. He helped UK make history when five Wildcats were drafted in the first round of the 2010 NBA Draft.

His last four years at Memphis, the Tigers won an NCAA record 137 games (137-14 record) while advancing to the 2006 and 2007 NCAA Elite Eights, the 2008 NCAA title game, and sweeping the 2006-09 Conference USA regular-season and tournament crowns. Memphis spent each week of the last four years in the national polls.

In 2007-08, Robic was a part of the Tigers’ “Dream Season,” which lasted through the NCAA championship game. Memphis set an NCAA record for victories with 38 wins (38-2 mark) and held down the No. 1 spot in both national polls for a school-record five straight weeks during the season.

Before 2005-06, Robic served as the head coach at Youngstown State from 1999-2005.

Prior to its move to the Horizon League, Youngstown State put together a tremendous year in the Mid-Con in 2000-01, Robic’s second year at the helm. The Penguins posted a 19-11 overall mark and an 11-5 Mid-Con record. The 19 overall wins were the second most in 16 seasons, and the 11 league victories tied the school record for most conference wins.

Before taking over at Youngstown State, Robic served as an assistant for 11 years at UMass for both Calipari and Bruiser Flint.

After a 10-18 mark his first season on staff, Robic helped lead the Minutemen to nine consecutive winning campaigns.

From 1990-96, the Minutemen averaged 26 wins per year and had six straight 20-win seasons, including two 30-victory campaigns. UMass made the NCAA Tournament Sweet 16 in 1992, Elite Eight in 1995 and Final Four in 1996. It was UMass’ first appearance on college basketball’s largest stage.

After Calipari moved on to the NBA, Robic remained at UMass and was elevated to the associate head coach post under Flint from 1997-99. During his tenure at UMass, the Minutemen posted a 247-111 overall record (.690 winning percentage) and earned nine postseason tournament bids (seven NCAA, two NIT).

A graduate of North Hills High School in Pittsburgh, Robic attended Walsh College in Canton, Ohio, before transferring to Denison University in Granville, Ohio, where he earned his bachelor of arts in speech communication and physical education in 1986.

At Denison, Robic garnered Division III All-America accolades as a senior and was a two-time all-conference performer. He was one of 10 former players to be named to the 10th Anniversary All-Decade Team in the league in 1994. In the fall of 2006, he was inducted into the Denison Athletic Hall of Fame. Robic was inducted into the North Hills High School Hall of Fame in 2004.

Robic and his wife, Heidi, have three daughters: Hayley, Allie, and Sophie. All three are University of Kentucky graduates.

2018-19 FINAL STATISTICS

| # | PLAYER | GP-GS | MIN/AVG | -----TOTAL----- | | -----3-PTS----- | | FT-FTA | PCT | ---REBOUNDS--- | OFF-DEF-TOT-AVG | PF-FO | A | TO | BLK | STL | PTS/AVG |
|------------------|-------------------|-----------|-------------|-----------------|-------------|-----------------|-------------|----------------|-------------|--------------------------|-----------------|------------|------------|------------|------------|------------------|---------|
| | | | | FG-FGA | PCT | 3FG-FGA | PCT | | | | | | | | | | |
| 25 | PJ Washington | 35-33 | 1024/29.3 | 190-364 | .522 | 33-78 | .423 | 118-178 | .663 | 81-183-264-7.5 | 86-3 | 63 | 69 | 43 | 29 | 531/15.2 | |
| 14 | Tyler Herro | 37-37 | 1206/32.6 | 186-403 | .462 | 60-169 | .355 | 87-93 | .935 | 15-151-166-4.5 | 47-0 | 91 | 60 | 12 | 40 | 519/14.0 | |
| 3 | Keldon Johnson | 37-36 | 1137/30.7 | 172-373 | .461 | 45-118 | .381 | 109-155 | .703 | 49-168-217-5.9 | 83-3 | 60 | 60 | 6 | 28 | 498/13.5 | |
| 22 | Reid Travis | 32-28 | 913/28.5 | 124-231 | .537 | 7-26 | .269 | 104-142 | .732 | 87-142-229-7.2 | 81-2 | 28 | 51 | 23 | 13 | 359/11.2 | |
| 0 | Quade Green | 9-0 | 160/17.8 | 22-49 | .449 | 11-26 | .423 | 17-19 | .895 | 3-9-12-1.3 | 7-0 | 21 | 21 | 0 | 9 | 72/8.0 | |
| 2 | Ashton Hagans | 37-30 | 1054/28.5 | 100-214 | .467 | 14-51 | .275 | 70-92 | .761 | 22-74-96-2.6 | 73-0 | 160 | 94 | 4 | 61 | 284/7.7 | |
| 5 | Immanuel Quickley | 37-7 | 684/18.5 | 55-148 | .372 | 30-87 | .345 | 53-64 | .828 | 2-63-65-1.8 | 44-0 | 44 | 33 | 1 | 16 | 193/5.2 | |
| 4 | Nick Richards | 37-3 | 446/12.1 | 49-82 | .598 | 0-0 | .000 | 49-71 | .690 | 57-66-123-3.3 | 76-2 | 7 | 26 | 47 | 4 | 147/4.0 | |
| 23 | EJ Montgomery | 37-10 | 558/15.1 | 60-125 | .480 | 2-10 | .200 | 17-30 | .567 | 62-88-150-4.1 | 79-0 | 15 | 29 | 38 | 16 | 139/3.8 | |
| 13 | Jemarl Baker Jr. | 28-0 | 254/9.1 | 20-61 | .328 | 13-42 | .310 | 11-15 | .733 | 1-14-15-0.5 | 23-0 | 12 | 10 | 2 | 4 | 64/2.3 | |
| 10 | Jonny David | 10-1 | 14/1.4 | 0-0 | .000 | 0-0 | .000 | 0-0 | .000 | 1-0-1-0.1 | 1-0 | 0 | 1 | 0 | 0 | 0/0.0 | |
| TM | TEAM..... | | | | | | | | | 50-37-87 | | | | | | | |
| Total | | 37 | 7450 | 978-2050 | .477 | 215-607 | .354 | 635-859 | .739 | 430-995-1425-38.5 | 602-10 | 501 | 466 | 176 | 220 | 2806/75.8 | |
| Opponents | | 37 | 7450 | 854-2134 | .400 | 283-824 | .343 | 403-572 | .705 | 340-739-1079-29.2 | 725-26 | 409 | 449 | 112 | 215 | 2394/64.7 | |

| SCORE BY PERIODS: | TOTAL | |
|-------------------|-------|------|
| | 1st | 2ND |
| Kentucky | 1377 | 1405 |
| Opponents | 1125 | 1238 |
| | 31 | 2394 |



2018-19 FINAL SEC STATISTICS

| # | PLAYER | GP-GS | MIN/AVG | -----TOTAL----- | | -----3+PTS----- | | FT-FTA | PCT | ---REBOUNDS--- | | PF-FO | A | TO | BLK | STL | PTS/AVG |
|------------------|-------------------|-----------|-------------|-----------------|-------------|-----------------|-------------|----------------|-------------|-------------------------|---------------|------------|------------|-----------|------------|------------------|---------|
| | | | | FG-FGA | PCT | 3FG-FGA | PCT | | | OFF-DEF-TOT-AVG | | | | | | | |
| 25 | PJ Washington | 18-18 | 553/30.7 | 104-197 | .528 | 21-47 | .447 | 61-93 | .656 | 38-80-118-6.6 | 49-1 | 29 | 34 | 17 | 15 | 290/16.1 | |
| 14 | Tyler Herro | 18-18 | 612/34.0 | 92-191 | .482 | 32-76 | .421 | 58-59 | .983 | 6-81-87-4.8 | 22-0 | 40 | 29 | 3 | 16 | 274/15.2 | |
| 3 | Keldon Johnson | 18-17 | 547/30.4 | 74-177 | .418 | 17-52 | .327 | 47-68 | .691 | 25-80-105-5.8 | 36-2 | 34 | 30 | 3 | 12 | 212/11.8 | |
| 2 | Ashton Hagans | 18-18 | 576/32.0 | 61-114 | .535 | 10-29 | .345 | 45-59 | .763 | 8-45-53-2.9 | 33-0 | 85 | 48 | 0 | 32 | 177/9.8 | |
| 22 | Reid Travis | 13-13 | 356/27.4 | 36-81 | .444 | 1-10 | .100 | 27-35 | .771 | 32-60-92-7.1 | 31-0 | 10 | 22 | 10 | 7 | 100/7.7 | |
| 5 | Immanuel Quirkley | 18-0 | 297/16.5 | 25-66 | .379 | 16-42 | .381 | 22-27 | .815 | 0-31-31-1.7 | 21-0 | 19 | 12 | 0 | 7 | 88/4.9 | |
| 4 | Nick Richards | 18-1 | 231/12.8 | 24-44 | .545 | 0-0 | .000 | 32-49 | .653 | 32-30-62-3.4 | 42-1 | 5 | 10 | 23 | 4 | 80/4.4 | |
| 23 | EJ Montgomery | 18-4 | 266/14.8 | 25-54 | .463 | 2-5 | .400 | 6-10 | .600 | 29-47-76-4.2 | 38-0 | 4 | 11 | 19 | 8 | 58/3.2 | |
| 13 | Jemari Baker Jr. | 18-0 | 156/8.7 | 12-38 | .316 | 7-28 | .250 | 3-6 | .500 | 0-9-9-0.5 | 16-0 | 10 | 7 | 1 | 2 | 34/1.9 | |
| 10 | Jonny David | 5-1 | 6/1.2 | 0-0 | .000 | 0-0 | .000 | 0-0 | .000 | 0-0-0-0.0 | 0-0 | 0 | 1 | 0 | 0 | 0/0.0 | |
| TM | TEAM..... | | | | | | | | | 20-20-40 | 2 | 9 | | | | | |
| Total | | 18 | 3600 | 453-962 | .471 | 106-289 | .367 | 301-406 | .741 | 190-483-673-37.4 | 288-4 | 236 | 214 | 76 | 103 | 1313/72.9 | |
| Opponents | | 18 | 3600 | 401-1018 | .394 | 130-403 | .323 | 194-276 | .703 | 169-375-544-30.2 | 340-12 | 194 | 210 | 61 | 100 | 1126/62.6 | |

| SCORE BY PERIODS: | | | |
|-------------------|-----|-----|-------|
| | 1st | 2ND | TOTAL |
| Kentucky | 654 | 659 | 1313 |
| Opponents | 550 | 576 | 1126 |

2018-19 GAME-BY-GAME STATISTICS

| OPPONENT | DATE | SCORE | W/L | FG-FGA | PCT | 3FG-FGA | PCT | FT-FTA | PCT | REBOUNDS | | | | PF | A | TO | BLK | STL | PTS |
|-----------------------|----------|---------------------|-----|--------|------|---------|------|--------|-------|----------|-----|-----|-----|----|---|----|-----|-----|-----|
| | | | | | | | | | | OFF | DEF | TOT | PCT | | | | | | |
| UK | 11/6/18 | 118-84 | L | 26-59 | .441 | 4-17 | .235 | 28-38 | .737 | 11-26 | 37 | 25 | 17 | 15 | 5 | 1 | 84 | | |
| vs. #4/3 Duke | | | | 43-79 | .544 | 12-26 | .462 | 20-29 | .690 | 13-25 | 38 | 26 | 22 | 4 | 3 | 10 | 118 | | |
| UK | 11/9/18 | 71-59 | W | 24-54 | .444 | 4-14 | .286 | 19-27 | .704 | 18-30 | 48 | 15 | 11 | 19 | 6 | 5 | 71 | | |
| SOUTHERN ILLINOIS | | | | 23-56 | .411 | 5-16 | .313 | 8-12 | .667 | 7-12 | 19 | 24 | 13 | 13 | 2 | 7 | 59 | | |
| UK | 11/14/18 | 96-58 | W | 33-62 | .532 | 6-13 | .462 | 24-30 | .800 | 19-26 | 45 | 15 | 15 | 13 | 5 | 12 | 96 | | |
| NORTH DAKOTA | | | | 19-48 | .396 | 7-19 | .368 | 13-18 | .722 | 5-10 | 15 | 19 | 8 | 20 | 5 | 5 | 58 | | |
| UK | 11/18/18 | 92-82 | W | 29-59 | .492 | 5-14 | .357 | 29-35 | .829 | 18-25 | 43 | 12 | 15 | 11 | 6 | 6 | 92 | | |
| VMI | | | | 29-62 | .468 | 19-38 | .500 | 5-5 | 1.000 | 6-16 | 22 | 26 | 14 | 13 | 1 | 2 | 82 | | |
| UK | 11/21/18 | 87-74 | W | 31-55 | .564 | 7-18 | .389 | 18-24 | .750 | 7-30 | 37 | 16 | 20 | 19 | 6 | 8 | 87 | | |
| WINTHROP | | | | 28-59 | .475 | 13-28 | .464 | 5-8 | .625 | 2-20 | 22 | 21 | 16 | 19 | 0 | 4 | 74 | | |
| UK | 11/23/18 | 77-62 | W | 23-52 | .442 | 4-15 | .267 | 27-41 | .659 | 14-23 | 37 | 14 | 8 | 14 | 5 | 4 | 77 | | |
| TENNESSEE STATE | | | | 22-54 | .407 | 6-16 | .375 | 12-19 | .632 | 10-18 | 28 | 29 | 11 | 19 | 1 | 5 | 62 | | |
| UK | 11/28/18 | 90-44 | W | 30-53 | .566 | 10-24 | .417 | 2-23 | .870 | 9-31 | 40 | 16 | 15 | 14 | 5 | 8 | 90 | | |
| MONMOUTH | | | | 16-58 | .276 | 2-16 | .125 | 10-16 | .625 | 13-12 | 25 | 21 | 4 | 16 | 2 | 6 | 44 | | |
| UK | 12/1/18 | 78-61 | W | 28-58 | .483 | 5-122 | .417 | 17-24 | .708 | 15-31 | 46 | 15 | 12 | 17 | 4 | 5 | 78 | | |
| UNC GREENSBORO | | | | 24-67 | .358 | 7-20 | .350 | 6-10 | .600 | 12-18 | 30 | 17 | 7 | 11 | 3 | 8 | 61 | | |
| UK | 12/8/18 | 84-83 ^{OT} | L | 27-62 | .435 | 5-20 | .250 | 24-30 | .800 | 13-25 | 38 | 21 | 14 | 15 | 7 | 3 | 83 | | |
| vs. Seton Hall | | | | 27-59 | .458 | 11-26 | .423 | 19-26 | .731 | 10-25 | 35 | 25 | 15 | 16 | 5 | 8 | 84 | | |
| UK | 12/15/18 | 88-61 | W | 34-58 | .586 | 12-21 | .571 | 8-12 | .667 | 7-16 | 23 | 10 | 13 | 6 | 5 | 6 | 88 | | |
| UTAH | | | | 24-54 | .444 | 7-23 | .304 | 6-8 | .750 | 13-18 | 31 | 15 | 12 | 18 | 2 | 2 | 61 | | |
| UK | 12/22/18 | 80-72 | W | 28-65 | .431 | 9-26 | .346 | 15-22 | .682 | 12-32 | 44 | 19 | 24 | 18 | 8 | 12 | 80 | | |
| vs. #9/10 N. Carolina | | | | 27-63 | .429 | 7-18 | .389 | 11-16 | .688 | 5-28 | 33 | 19 | 18 | 18 | 3 | 8 | 72 | | |
| UK | 12/29/18 | 71-58 | W | 29-57 | .509 | 6-20 | .300 | 7-11 | .636 | 10-24 | 34 | 21 | 11 | 9 | 8 | 9 | 71 | | |
| at RV/RV Louisville | | | | 20-55 | .364 | 5-20 | .250 | 13-19 | .684 | 13-20 | 33 | 12 | 7 | 12 | 2 | 5 | 58 | | |
| UK | 1/5/19 | 77-75 | L | 28-65 | .431 | 5-18 | .278 | 14-17 | .824 | 6-26 | 32 | 15 | 14 | 11 | 1 | 7 | 75 | | |
| at Alabama* | | | | 27-59 | .458 | 10-23 | .435 | 13-17 | .765 | 7-33 | 40 | 16 | 14 | 17 | 4 | 2 | 77 | | |
| UK | 1/8/19 | 85-74 | W | 29-56 | .518 | 6-18 | .333 | 21-23 | .913 | 7-21 | 28 | 13 | 16 | 12 | 5 | 11 | 85 | | |
| TEXAS A&M* | | | | 27-56 | .482 | 8-17 | .471 | 12-13 | .923 | 8-21 | 29 | 19 | 8 | 19 | 3 | 8 | 74 | | |



| OPPONENT | DATE | SCORE | W/L | FG-FGA | | | | 3FG-FGA | | | | FT-FTA | | | | REBOUNDS | | | |
|-------------------------|---------|-------|-----|--------|------|---------|------|---------|------|-------------|----|--------|----|-----|-----|----------|--|--|--|
| | | | | FG-FGA | PCT | 3FG-FGA | PCT | FT-FTA | PCT | OFF-DEF-TOT | PF | A | TO | BLK | STL | PTS | | | |
| UK | 1/12/19 | 56-47 | W | 22-44 | .500 | 4-16 | .250 | 8-14 | .571 | 12-26-38 | 14 | 10 | 15 | 5 | 5 | 56 | | | |
| VANDERBLIT* | | | | 17-47 | .362 | 7-25 | .280 | 6-12 | .500 | 7-14-21 | 14 | 6 | 12 | 4 | 4 | 47 | | | |
| UK | 1/15/19 | 69-49 | W | 28-64 | .438 | 4-11 | .364 | 9-11 | .818 | 14-29-43 | 14 | 14 | 10 | 4 | 8 | 69 | | | |
| at Georgia* | | | | 17-56 | .304 | 4-27 | .148 | 11-16 | .688 | 12-23-35 | 15 | 12 | 14 | 4 | 5 | 49 | | | |
| UK | 1/19/19 | 82-80 | W | 26-48 | .542 | 6-15 | .400 | 24-33 | .727 | 9-24-33 | 20 | 14 | 13 | 2 | 7 | 82 | | | |
| at #14/12 Auburn* | | | | 26-56 | .464 | 13-30 | .433 | 15-20 | .750 | 7-19-26 | 25 | 17 | 11 | 4 | 5 | 80 | | | |
| UK | 1/22/19 | 76-55 | W | 26-59 | .441 | 8-16 | .500 | 16-22 | .727 | 15-28-43 | 17 | 14 | 16 | 8 | 8 | 76 | | | |
| #22/22 MISSISSIPPI ST.* | | | | 19-61 | .311 | 3-20 | .150 | 14-18 | .778 | 15-21-36 | 18 | 5 | 15 | 6 | 8 | 55 | | | |
| UK | 1/26/19 | 71-63 | W | 25-64 | .391 | 4-18 | .222 | 17-23 | .739 | 17-32-49 | 13 | 14 | 11 | 8 | 4 | 71 | | | |
| #9/10 KANSAS | | | | 23-63 | .365 | 9-23 | .391 | 8-11 | .727 | 9-27-36 | 21 | 9 | 8 | 2 | 4 | 63 | | | |
| UK | 1/29/19 | 87-52 | W | 30-54 | .556 | 10-17 | .588 | 17-23 | .739 | 6-23-29 | 20 | 18 | 7 | 6 | 7 | 87 | | | |
| at Vanderbilt* | | | | 17-46 | .370 | 9-24 | .375 | 9-18 | .500 | 9-20-29 | 19 | 10 | 20 | 3 | 2 | 52 | | | |
| UK | 2/2/19 | 65-54 | W | 23-56 | .411 | 6-21 | .286 | 13-16 | .813 | 14-32-46 | 12 | 13 | 12 | 2 | 4 | 65 | | | |
| at Florida* | | | | 22-63 | .349 | 5-19 | .263 | 5-10 | .500 | 12-22-34 | 15 | 7 | 9 | 6 | 7 | 54 | | | |
| UK | 2/5/19 | 76-48 | W | 25-61 | .410 | 5-16 | .313 | 21-27 | .778 | 21-29-50 | 17 | 11 | 14 | 1 | 11 | 76 | | | |
| SOUTH CAROLINA* | | | | 19-53 | .358 | 5-17 | .294 | 5-14 | .357 | 9-18-27 | 19 | 10 | 19 | 2 | 6 | 48 | | | |
| UK | 2/9/19 | 71-67 | W | 27-57 | .474 | 7-18 | .389 | 10-17 | .588 | 11-24-35 | 18 | 13 | 9 | 4 | 4 | 71 | | | |
| at RV/#21 Miss. St.* | | | | 23-53 | .434 | 7-16 | .438 | 14-18 | .778 | 8-20-28 | 19 | 7 | 9 | 6 | 7 | 67 | | | |
| UK | 2/12/19 | 73-71 | L | 25-60 | .417 | 5-19 | .263 | 16-23 | .696 | 15-24-39 | 17 | 14 | 9 | 1 | 3 | 71 | | | |
| #19/21 LSU* | | | | 24-56 | .429 | 6-21 | .286 | 19-22 | .864 | 9-23-32 | 17 | 11 | 8 | 4 | 8 | 73 | | | |
| UK | 2/16/19 | 86-69 | W | 29-53 | .547 | 5-13 | .385 | 23-33 | .697 | 12-27-39 | 15 | 14 | 11 | 6 | 6 | 86 | | | |
| #1/1 TENNESSEE* | | | | 24-59 | .407 | 7-25 | .280 | 14-18 | .778 | 9-17-26 | 25 | 11 | 9 | 1 | 4 | 69 | | | |
| UK | 2/19/19 | 66-58 | W | 20-42 | .476 | 7-19 | .368 | 19-22 | .864 | 6-22-28 | 16 | 10 | 14 | 3 | 3 | 66 | | | |
| at Missouri* | | | | 22-59 | .373 | 9-27 | .333 | 5-7 | .714 | 16-18-34 | 21 | 11 | 12 | 0 | 4 | 58 | | | |
| UK | 2/23/19 | 80-53 | W | 30-55 | .545 | 11-24 | .458 | 9-12 | .750 | 9-34-43 | 10 | 15 | 11 | 7 | 5 | 80 | | | |
| RV/RV AUBURN* | | | | 19-58 | .328 | 8-27 | .296 | 7-11 | .636 | 8-16-24 | 12 | 8 | 9 | 1 | 6 | 53 | | | |
| UK | 2/26/19 | 70-66 | W | 21-42 | .500 | 6-13 | .462 | 22-32 | .688 | 9-31-40 | 19 | 12 | 15 | 7 | 4 | 70 | | | |
| ARKANSAS* | | | | 23-61 | .377 | 10-20 | .500 | 10-15 | .667 | 10-17-27 | 23 | 14 | 7 | 3 | 7 | 66 | | | |
| UK | 3/2/19 | 71-52 | L | 14-44 | .318 | 5-19 | .263 | 19-29 | .655 | 9-30-39 | 16 | 11 | 17 | 5 | 3 | 52 | | | |
| at #7/7 Tennessee* | | | | 27-62 | .435 | 8-22 | .364 | 9-14 | .643 | 8-28-36 | 22 | 15 | 5 | 5 | 8 | 71 | | | |



| OPPONENT | DATE | SCORE | W/L | FG-FGA | PCT | 3FG-FGA | PCT | FT-FTA | PCT | REBOUNDS | | | PF | A | TO | Blk | STL | PTS |
|---|---------|---------------------|-----|-----------------|-------------|----------------|-------------|----------------|-------------|---------------------|------------|------------|------------|------------|------------|-------------|-----|-----|
| | | | | | | | | | | OFF | DEF | TOT | | | | | | |
| UK | | | | 31-56 | .554 | 4-9 | .444 | 14-20 | .700 | 4-25-29 | 18 | 14 | 7 | 7 | 4 | 80 | | |
| at Ole Miss* | 3/5/19 | 80-76 | W | 24-59 | .407 | 8-25 | .320 | 20-22 | .909 | 10-27-37 | 20 | 14 | 9 | 3 | 4 | 76 | | |
| UK | | | | 19-46 | .413 | 2-7 | .286 | 26-32 | .813 | 11-28-39 | 17 | 9 | 11 | 2 | 3 | 66 | | |
| NR/RV FLORIDA* | 3/9/19 | 66-57 | W | 24-54 | .444 | 3-18 | .167 | 6-11 | .545 | 5-18-23 | 21 | 14 | 6 | 2 | 5 | 57 | | |
| UK | | | | 28-59 | .475 | 7-15 | .467 | 10-15 | .667 | 12-30-42 | 19 | 15 | 11 | 11 | 8 | 73 | | |
| vs. Alabama (SEC Tournament) | 3/15/19 | 73-55 | W | 17-56 | .304 | 6-18 | .333 | 15-19 | .789 | 11-21-32 | 15 | 8 | 11 | 3 | 7 | 55 | | |
| UK | | | | 30-56 | .536 | 5-11 | .455 | 13-19 | .684 | 11-21-32 | 20 | 17 | 11 | 2 | 5 | 78 | | |
| vs. #8/8 Tennessee (SEC Tournament) | 3/16/19 | 82-78 | L | 26-56 | .464 | 10-21 | .476 | 20-25 | .800 | 10-19-29 | 18 | 13 | 6 | 4 | 6 | 82 | | |
| UK | | | | 30-56 | .536 | 4-14 | .286 | 15-19 | .789 | 14-30-44 | 18 | 10 | 12 | 1 | 5 | 79 | | |
| vs. Abilene Christian (NCAA Tournament) | 3/21/19 | 79-44 | W | 17-53 | .321 | 5-23 | .217 | 5-10 | .500 | 3-14-17 | 16 | 9 | 10 | 3 | 9 | 44 | | |
| UK | | | | 21-52 | .404 | 3-13 | .231 | 17-20 | .850 | 11-25-36 | 13 | 9 | 9 | 1 | 7 | 62 | | |
| vs. #19/19 Wofford (NCAA Tournament) | 3/23/19 | 62-56 | W | 21-56 | .375 | 8-27 | .296 | 6-9 | .667 | 9-21-30 | 17 | 10 | 9 | 2 | 3 | 56 | | |
| UK | | | | 22-46 | .478 | 4-12 | .333 | 14-19 | .737 | 11-25-36 | 13 | 11 | 14 | 2 | 4 | 62 | | |
| vs. #11/9 Houston (NCAA Tournament) | 3/29/19 | 62-58 | W | 21-53 | .396 | 7-20 | .350 | 9-12 | .750 | 8-15-23 | 23 | 11 | 7 | 1 | 6 | 58 | | |
| UK | | | | 27-61 | .443 | 5-21 | .238 | 12-21 | .571 | 11-30-41 | 19 | 14 | 14 | 5 | 5 | 71 | | |
| vs. #14/18 Auburn (NCAA Tournament) | 3/31/19 | 77-71 ^{OT} | L | 26-65 | .400 | 7-23 | .304 | 18-24 | .750 | 12-25-37 | 21 | 8 | 9 | 7 | 10 | 77 | | |
| Kentucky | | 2806 | | 978-2050 | .477 | 215-607 | .354 | 635-859 | .739 | 430-995-1425 | 602 | 501 | 466 | 176 | 220 | 2806 | | |
| Opponents | | 2394 | | 905-2242 | .404 | 287-955 | .301 | 502-725 | .692 | 443-796-1239 | 761 | 472 | 436 | 134 | 212 | 2599 | | |

Home games in all CAPS

*SEC games



2018-19 INDIVIDUAL GAME-BY-GAME STATISTICS

#0 QUADE GREEN | 2018-19 GAME-BY-GAME STATS

| DATE | OPPONENT | MIN | FG-A | FG PCT. | 3FG-A | 3FG PCT. | FT-A | FT PCT. | O-D-T | PF | A | TO | BLK | STL | PTS |
|-------|------------------------------|-----|------|---------|-------|----------|------|---------|-------|----|---|----|-----|-----|-----|
| N. 6 | vs. #4/3 Duke [Indianapolis] | 16 | 0-4 | .000 | 0-2 | .000 | 1-2 | .500 | 0-1-1 | 1 | 3 | 1 | 0 | 0 | 1 |
| N. 9 | SOUTHERN ILLINOIS | 26 | 4-8 | .500 | 2-5 | .400 | 4-5 | .800 | 0-0-0 | 0 | 3 | 2 | 0 | 1 | 14 |
| N. 14 | NORTH DAKOTA | 16 | 2-3 | .667 | 0-0 | .000 | 2-2 | 1.000 | 1-1-2 | 0 | 5 | 2 | 0 | 3 | 6 |
| N. 18 | VMI | 27 | 5-10 | .500 | 3-5 | .600 | 4-4 | 1.000 | 1-2-3 | 1 | 2 | 1 | 0 | 2 | 17 |
| N. 21 | WINTHROP | 22 | 3-5 | .600 | 1-3 | .333 | 4-4 | 1.000 | 0-1-1 | 2 | 0 | 3 | 0 | 2 | 11 |
| N. 23 | TENNESSEE STATE | 17 | 2-6 | .333 | 1-3 | .333 | 0-0 | .000 | 1-1-2 | 0 | 4 | 4 | 0 | 1 | 5 |
| N. 28 | MONMOUTH | 18 | 4-7 | .571 | 4-7 | .571 | 2-2 | 1.000 | 0-2-2 | 0 | 3 | 3 | 0 | 0 | 14 |
| D. 1 | UNC GREENSBORO | 8 | 1-3 | .333 | 0-1 | .000 | 0-0 | .000 | 0-0-0 | 1 | 1 | 2 | 0 | 0 | 2 |
| D. 8 | vs. Seton Hall [New York] | 10 | 1-3 | .333 | 0-0 | .000 | 0-0 | .000 | 0-1-1 | 2 | 0 | 3 | 0 | 0 | 2 |

#2 ASHTON HAGANS | 2018-19 GAME-BY-GAME STATS

| DATE | OPPONENT | MIN | FG-A | FG PCT. | 3FG-A | 3FG PCT. | FT-A | FT PCT. | O-D-T | PF | A | TO | BLK | STL | PTS |
|-------|---------------------------------|-----|------|---------|-------|----------|-------|---------|-------|----|----|----|-----|-----|-----|
| N. 6 | vs. #4/3 Duke [Indianapolis] | 20* | 1-3 | .333 | 0-1 | .000 | 0-0 | .000 | 0-1-1 | 4 | 4 | 3 | 0 | 0 | 2 |
| N. 9 | SOUTHERN ILLINOIS | 13 | 0-0 | .000 | 0-0 | .000 | 0-0 | .000 | 0-0-0 | 3 | 3 | 2 | 0 | 0 | 0 |
| N. 14 | NORTH DAKOTA | 16 | 1-3 | .333 | 0-1 | .000 | 0-0 | .000 | 1-1-2 | 0 | 1 | 2 | 0 | 1 | 2 |
| N. 18 | VMI | 21 | 2-3 | .667 | 0-0 | .000 | 1-2 | .500 | 0-1-1 | 1 | 4 | 0 | 2 | 2 | 5 |
| N. 21 | WINTHROP | 16 | 1-1 | 1.000 | 0-0 | .000 | 0-0 | .000 | 1-1-2 | 2 | 1 | 3 | 0 | 1 | 2 |
| N. 23 | TENNESSEE STATE | 12 | 1-4 | .205 | 0-1 | .000 | 0-0 | .000 | 0-0-0 | 0 | 1 | 1 | 0 | 0 | 2 |
| N. 28 | MONMOUTH | 20 | 2-3 | .667 | 1-2 | .500 | 2-2 | 1.000 | 0-2-2 | 1 | 3 | 2 | 0 | 1 | 7 |
| D. 1 | UNC GREENSBORO | 28 | 1-3 | .333 | 0-0 | .000 | 3-3 | 1.000 | 0-2-2 | 2 | 3 | 2 | 1 | 3 | 5 |
| D. 8 | vs. Seton Hall [New York] | 30* | 3-7 | .429 | 0-2 | .000 | 2-3 | .667 | 1-0-1 | 3 | 4 | 1 | 0 | 1 | 8 |
| D. 15 | UTAH | 23* | 1-7 | .143 | 0-0 | .000 | 0-0 | .000 | 0-0-1 | 1 | 7 | 2 | 0 | 1 | 2 |
| D. 22 | vs. #9/10 N. Carolina [Chicago] | 31* | 2-6 | .333 | 0-0 | .000 | 3-4 | .750 | 1-3-4 | 3 | 3 | 5 | 1 | 8 | 7 |
| D. 29 | at RV/RV Louisville | 24* | 5-11 | .455 | 0-1 | .000 | 1-2 | .500 | 2-0-2 | 3 | 3 | 1 | 0 | 3 | 11 |
| J. 5 | at Alabama* | 33* | 5-10 | .500 | 0-0 | .000 | 2-2 | 1.000 | 1-2-3 | 2 | 6 | 2 | 0 | 3 | 12 |
| J. 8 | TEXAS A&M | 30* | 4-6 | .667 | 0-1 | .000 | 10-11 | .909 | 0-1-1 | 1 | 5 | 1 | 0 | 5 | 18 |
| J. 12 | VANDERBILT* | 33* | 7-9 | .778 | 0-1 | .000 | 1-2 | .500 | 1-3-4 | 1 | 4 | 5 | 0 | 3 | 15 |
| J. 15 | at Georgia* | 35* | 9-18 | .500 | 1-3 | .333 | 4-5 | .800 | 1-4-5 | 1 | 4 | 1 | 0 | 4 | 23 |
| J. 19 | at #14/12 Auburn* | 35* | 2-4 | .500 | 0-0 | .000 | 2-3 | .667 | 0-7-7 | 2 | 6 | 3 | 0 | 3 | 6 |
| J. 22 | #22/22 MISSISSIPPI STATE* | 33* | 2-6 | .333 | 0-1 | .000 | 1-2 | .500 | 1-1-2 | 2 | 9 | 4 | 0 | 2 | 5 |
| J. 26 | #9/10 KANSAS | 35* | 4-11 | .364 | 1-3 | .333 | 3-5 | .600 | 1-1-2 | 1 | 8 | 4 | 0 | 3 | 12 |
| J. 29 | at Vanderbilt* | 30* | 3-5 | .600 | 1-2 | .500 | 0-0 | .000 | 1-5-6 | 3 | 8 | 1 | 0 | 1 | 7 |
| F. 2 | at Florida* | 32* | 2-5 | .400 | 0-2 | .000 | 2-2 | 1.000 | 0-5-5 | 1 | 4 | 3 | 0 | 2 | 6 |
| F. 5 | SOUTH CAROLINA* | 28* | 1-3 | .333 | 0-1 | .000 | 0-1 | .000 | 0-0-0 | 2 | 4 | 6 | 0 | 3 | 2 |
| F. 9 | at RV/#21 Mississippi State* | 35* | 2-5 | .400 | 1-3 | .333 | 3-5 | .600 | 2-2-4 | 1 | 9 | 3 | 0 | 1 | 8 |
| F. 12 | #19/21 LSU* | 21* | 2-5 | .400 | 0-1 | .000 | 0-0 | .000 | 0-1-1 | 3 | 1 | 0 | 0 | 0 | 4 |
| F. 16 | #1/1 TENNESSEE* | 36* | 3-6 | .500 | 0-1 | .000 | 3-5 | .600 | 0-2-2 | 1 | 7 | 1 | 0 | 2 | 9 |
| F. 19 | at Missouri* | 33* | 3-5 | .600 | 2-4 | .500 | 4-4 | 1.000 | 0-0-0 | 2 | 2 | 4 | 0 | 0 | 12 |
| F. 23 | RV/RV AUBURN* | 30* | 6-8 | .750 | 2-4 | .500 | 0-0 | .000 | 0-1-1 | 0 | 5 | 3 | 0 | 1 | 14 |
| F. 26 | ARKANSAS* | 36* | 2-4 | .500 | 1-2 | .500 | 2-2 | 1.000 | 0-2-2 | 3 | 4 | 3 | 0 | 0 | 7 |
| M. 2 | at #7/7 Tennessee* | 36* | 2-6 | .333 | 1-1 | 1.000 | 0-1 | .000 | 1-4-5 | 2 | 3 | 2 | 0 | 1 | 5 |
| M. 5 | at Ole Miss* | 30* | 3-3 | 1.000 | 0-0 | .000 | 4-5 | .800 | 0-2-2 | 3 | 2 | 3 | 0 | 0 | 10 |
| M. 9 | NR/RV FLORIDA* | 30* | 3-6 | .500 | 1-2 | .500 | 7-9 | .778 | 0-3-3 | 3 | 2 | 3 | 0 | 1 | 14 |
| M. 15 | vs. Alabama [SEC] | 29* | 1-6 | .167 | 0-2 | .000 | 0-0 | .000 | 3-3-6 | 4 | 6 | 1 | 0 | 1 | 2 |
| M. 16 | vs. #8/8 Tennessee [SEC] | 38* | 4-9 | .444 | 1-2 | .500 | 1-2 | .500 | 0-1-1 | 3 | 12 | 3 | 0 | 1 | 10 |
| M. 21 | vs. Abilene Christian [NCAA] | 25* | 1-2 | .500 | 0-0 | .000 | 2-2 | 1.000 | 1-3-4 | 3 | 4 | 1 | 0 | 1 | 4 |
| M. 23 | vs. #19/19 Wofford [NCAA] | 33* | 4-11 | .364 | 0-2 | .000 | 4-5 | .800 | 2-3-5 | 1 | 4 | 2 | 0 | 1 | 12 |
| M. 29 | vs. #11/9 Houston [NCAA] | 26* | 1-2 | .500 | 0-1 | .000 | 2-2 | 1.000 | 0-3-3 | 3 | 1 | 4 | 0 | 0 | 4 |
| M. 31 | vs. #14/18 Auburn [NCAA] | 38* | 4-8 | .500 | 1-4 | .250 | 1-1 | 1.000 | 1-4-5 | 2 | 3 | 7 | 0 | 1 | 10 |

#3 KELDON JOHNSON | 2018-19 GAME-BY-GAME STATS

| DATE | OPPONENT | MIN | FG-A | FG PCT. | 3FG-A | 3FG PCT. | FT-A | FT PCT. | O-D-T | PF | A | TO | BLK | STL | PTS |
|-------|---------------------------------|-----|------|---------|-------|----------|-------|---------|--------|----|---|----|-----|-----|-----|
| N. 6 | vs. #4/3 Duke [Indianapolis] | 30* | 8-16 | .500 | 1-3 | .333 | 6-10 | .600 | 1-3-4 | 3 | 2 | 0 | 1 | 1 | 23 |
| N. 9 | SOUTHERN ILLINOIS | 32* | 5-10 | .500 | 0-3 | .000 | 5-7 | .714 | 0-4-4 | 1 | 2 | 3 | 0 | 1 | 15 |
| N. 14 | NORTH DAKOTA | 34* | 3-4 | .750 | 0-0 | .000 | 6-8 | .750 | 3-7-10 | 2 | 1 | 0 | 0 | 0 | 12 |
| N. 18 | VMI | 25* | 4-8 | .500 | 1-2 | .500 | 0-0 | .000 | 2-1-3 | 2 | 2 | 1 | 0 | 1 | 9 |
| N. 21 | WINTHROP | 26* | 4-10 | .400 | 2-5 | .400 | 3-6 | .500 | 1-6-7 | 2 | 1 | 2 | 0 | 1 | 13 |
| N. 23 | TENNESSEE STATE | 35* | 7-15 | .467 | 0-2 | .000 | 13-18 | .722 | 3-4-7 | 4 | 0 | 2 | 0 | 0 | 27 |
| N. 28 | MONMOUTH | 31* | 5-9 | .556 | 1-3 | .333 | 4-5 | .800 | 0-3-3 | 1 | 2 | 4 | 0 | 0 | 15 |
| D. 1 | UNC GREENSBORO | 31* | 4-7 | .571 | 1-1 | 1.000 | 4-6 | .667 | 2-9-11 | 1 | 2 | 2 | 0 | 1 | 13 |
| D. 8 | vs. Seton Hall [New York] | 43* | 4-9 | .444 | 2-6 | .333 | 0-6 | .000 | 1-4-5 | 3 | 1 | 3 | 0 | 0 | 10 |
| D. 15 | UTAH | 33* | 8-9 | .889 | 6-7 | .857 | 2-2 | 1.000 | 0-2-2 | 2 | 0 | 2 | 0 | 1 | 24 |
| D. 22 | vs. #9/10 N. Carolina [Chicago] | 23* | 7-11 | .636 | 4-7 | .571 | 3-4 | .750 | 0-3-3 | 5 | 3 | 1 | 0 | 3 | 21 |
| D. 29 | at RV/RV Louisville | 34* | 5-13 | .385 | 1-5 | .200 | 4-4 | 1.000 | 1-6-7 | 2 | 2 | 2 | 0 | 1 | 15 |
| J. 5 | at Alabama* | 30* | 5-10 | .500 | 1-3 | .333 | 2-2 | 1.000 | 1-6-7 | 3 | 4 | 1 | 0 | 3 | 13 |
| J. 8 | TEXAS A&M* | 27* | 2-9 | .222 | 0-4 | .000 | 4-4 | 1.000 | 2-4-6 | 1 | 2 | 4 | 0 | 0 | 8 |
| J. 12 | VANDERBILT* | 24* | 6-8 | .750 | 1-2 | .500 | 2-2 | 1.000 | 0-1-1 | 5 | 1 | 4 | 0 | 0 | 15 |



2018-19 INDIVIDUAL GAME-BY-GAME STATISTICS

| | | | | | | | | | | | | | | | | |
|-------|------------------------------|-----|-------|------|-----|-------|-----|-------|---------|---|---|---|---|---|----|----|
| J. 15 | at Georgia* | 27* | 0-6 | .000 | 0-1 | .000 | 0-0 | .000 | 2-1-3 | 1 | 2 | 2 | 0 | 1 | 0 | 0 |
| J. 19 | at #14/12 Auburn* | 28* | 7-11 | .636 | 2-5 | .400 | 4-7 | .571 | 2-1-3 | 1 | 0 | 1 | 0 | 1 | 0 | 20 |
| J. 22 | #22/22 MISSISSIPPI STATE* | 26* | 4-8 | .500 | 0-1 | .000 | 1-1 | 1.000 | 0-5-5 | 5 | 2 | 2 | 1 | 3 | 9 | |
| J. 26 | #9/10 KANSAS | 32* | 5-9 | .556 | 3-4 | .750 | 2-2 | 1.000 | 2-8-10 | 3 | 0 | 0 | 0 | 0 | 0 | 15 |
| J. 29 | at Vanderbilt* | 23* | 3-6 | .500 | 3-4 | .750 | 2-2 | 1.000 | 0-0-0 | 3 | 2 | 1 | 0 | 0 | 0 | 11 |
| F. 2 | at Florida* | 30* | 4-13 | .308 | 2-5 | .400 | 0-0 | .000 | 2-6-8 | 2 | 1 | 1 | 1 | 0 | 0 | 10 |
| F. 5 | SOUTH CAROLINA* | 31* | 2-9 | .222 | 0-3 | .000 | 5-6 | .833 | 2-4-6 | 0 | 0 | 0 | 0 | 0 | 0 | 9 |
| F. 9 | at RV/#21 Mississippi State | 28* | 4-10 | .400 | 1-3 | .333 | 4-4 | 1.000 | 0-7-7 | 3 | 0 | 1 | 0 | 1 | 0 | 13 |
| F. 12 | #19/21 LSU* | 36* | 5-10 | .500 | 1-2 | .500 | 5-9 | .556 | 0-5-5 | 0 | 3 | 0 | 0 | 1 | 0 | 16 |
| F. 16 | #1/1 TENNESSEE* | 33* | 8-14 | .571 | 3-6 | .500 | 0-0 | .000 | 1-3-4 | 1 | 1 | 2 | 0 | 1 | 19 | |
| F. 19 | at Missouri* | 35* | 1-6 | .167 | 0-2 | .000 | 3-3 | 1.000 | 2-4-6 | 2 | 1 | 0 | 0 | 1 | 5 | |
| F. 23 | RV/RV AUBURN* | 29* | 3-8 | .375 | 0-2 | .000 | 2-4 | .500 | 3-14-17 | 2 | 5 | 2 | 0 | 0 | 0 | 8 |
| F. 26 | ARKANSAS* | 37* | 5-14 | .357 | 0-1 | .000 | 3-6 | .500 | 3-3-6 | 2 | 3 | 3 | 1 | 0 | 0 | 13 |
| M. 2 | at #7/7 Tennessee* | 31* | 2-9 | .222 | 1-5 | .200 | 2-4 | .500 | 2-5-7 | 3 | 1 | 3 | 0 | 0 | 0 | 7 |
| M. 5 | at Ole Miss* | 38* | 9-18 | .500 | 1-2 | .500 | 3-7 | .429 | 2-5-7 | 1 | 3 | 1 | 0 | 1 | 22 | |
| M. 9 | NR/RV FLORIDA* | 34 | 4-8 | .500 | 1-1 | 1.000 | 5-7 | .714 | 1-6-7 | 1 | 3 | 2 | 1 | 0 | 14 | |
| M. 15 | vs. Alabama [SEC] | 22* | 1-7 | .143 | 0-1 | .000 | 2-2 | 1.000 | 0-3-3 | 4 | 1 | 2 | 1 | 3 | 4 | |
| M. 16 | vs. #8/8 Tennessee [SEC] | 35* | 6-10 | .600 | 1-2 | .500 | 2-4 | .500 | 1-5-6 | 2 | 0 | 2 | 0 | 1 | 15 | |
| M. 21 | vs. Abilene Christian [NCAA] | 30* | 10-16 | .625 | 3-5 | .600 | 2-3 | .667 | 2-4-6 | 2 | 0 | 1 | 0 | 0 | 25 | |
| M. 23 | vs. #19/19 Wofford [NCAA] | 22* | 4-8 | .500 | 1-3 | .333 | 0-0 | .000 | 1-3-4 | 4 | 0 | 3 | 0 | 0 | 9 | |
| M. 29 | vs. #11/9 Houston [NCAA] | 34* | 3-12 | .250 | 1-5 | .200 | 0-0 | .000 | 2-5-7 | 1 | 4 | 0 | 0 | 1 | 7 | |
| M. 31 | vs. #14/18 Auburn [NCAA] | 38* | 5-13 | .385 | 0-2 | .000 | 4-6 | .667 | 2-8-10 | 3 | 3 | 0 | 1 | 1 | 14 | |

#4 NICK RICHARDS | 2018-19 GAME-BY-GAME STATS

| DATE | OPONENT | MIN | FG-A | FG PCT. | 3FG-A | 3FG PCT. | FT-A | FT PCT. | O-D-T | PF | A | TO | BLK | STL | PTS |
|-------|---------------------------------|-----|------|---------|-------|----------|------|---------|---------|----|---|----|-----|-----|-----|
| N. 6 | vs. #4/3 Duke [Indianapolis] | 13 | 0-1 | .000 | 0-0 | .000 | 0-0 | .000 | 0-2-2 | 3 | 0 | 3 | 1 | 0 | 0 |
| N. 9 | SOUTHERN ILLINOIS | 27 | 3-8 | .375 | 0-0 | .000 | 2-3 | .667 | 9-10-19 | 2 | 1 | 3 | 3 | 0 | 8 |
| N. 14 | NORTH DAKOTA | 16 | 1-2 | .500 | 0-0 | .000 | 0-0 | .000 | 1-1-2 | 5 | 0 | 2 | 2 | 0 | 2 |
| N. 18 | VMI | 8 | 3-3 | 1.000 | 0-0 | .000 | 0-0 | .000 | 1-1-2 | 1 | 0 | 0 | 0 | 0 | 6 |
| N. 21 | WINTHROP | 12* | 4-4 | 1.000 | 0-0 | .000 | 2-2 | 1.000 | 1-0-1 | 2 | 0 | 2 | 2 | 0 | 10 |
| N. 23 | TENNESSEE STATE | 10* | 1-1 | 1.000 | 0-0 | .000 | 0-0 | .000 | 0-1-1 | 2 | 0 | 0 | 0 | 0 | 2 |
| N. 28 | MONMOUTH | 9 | 2-3 | .667 | 0-0 | .000 | 2-2 | 1.000 | 2-0-2 | 3 | 0 | 0 | 3 | 0 | 6 |
| D. 1 | UNC GREENSBORO | 1 | 0-0 | .000 | 0-0 | .000 | 0-0 | .000 | 0-0-0 | 1 | 0 | 1 | 1 | 0 | 0 |
| D. 8 | vs. Seton Hall [New York] | 12 | 1-2 | .500 | 0-0 | .000 | 1-2 | .500 | 2-3-5 | 1 | 0 | 0 | 0 | 0 | 3 |
| D. 15 | UTAH | 12 | 0-0 | .000 | 0-0 | .000 | 0-0 | .000 | 0-2-2 | 3 | 0 | 0 | 1 | 0 | 0 |
| D. 22 | vs. #9/10 N. Carolina [Chicago] | 10 | 1-2 | .500 | 0-0 | .000 | 0-0 | .000 | 1-5-6 | 1 | 0 | 0 | 2 | 0 | 2 |
| D. 29 | at RV/RV Louisville | 7 | 0-0 | .000 | 0-0 | .000 | 0-0 | .000 | 2-1-3 | 1 | 0 | 0 | 1 | 0 | 0 |
| J. 5 | at Alabama* | 13 | 0-1 | .000 | 0-0 | .000 | 1-2 | .500 | 2-1-3 | 0 | 2 | 0 | 1 | 0 | 1 |
| J. 8 | TEXAS A&M* | 11 | 2-2 | 1.000 | 0-0 | .000 | 1-1 | 1.000 | 0-1-1 | 2 | 0 | 0 | 2 | 0 | 5 |
| J. 12 | VANDERBILT* | 10 | 1-2 | .500 | 0-0 | .000 | 0-0 | .000 | 0-1-1 | 1 | 0 | 0 | 0 | 1 | 2 |
| J. 15 | at Georgia* | 15 | 2-5 | .400 | 0-0 | .000 | 0-0 | .000 | 4-3-7 | 1 | 0 | 0 | 3 | 0 | 4 |
| J. 19 | at #14/12 Auburn* | 10 | 0-0 | .000 | 0-0 | .000 | 1-2 | .500 | 0-1-1 | 3 | 1 | 0 | 0 | 1 | 1 |
| J. 22 | #22/22 MISSISSIPPI STATE* | 10 | 2-5 | .400 | 0-0 | .000 | 4-8 | .500 | 5-1-3 | 3 | 0 | 0 | 1 | 0 | 8 |
| J. 26 | #9/10 KANSAS | 9 | 0-1 | .000 | 0-0 | .000 | 0-0 | .000 | 0-1-1 | 1 | 1 | 1 | 5 | 0 | 0 |
| J. 29 | at Vanderbilt* | 19 | 4-5 | .800 | 0-0 | .000 | 6-10 | .600 | 0-1-1 | 3 | 0 | 0 | 4 | 0 | 14 |
| F. 2 | at Florida* | 5 | 0-0 | .000 | 0-0 | .000 | 0-0 | .000 | 0-0-0 | 1 | 0 | 2 | 0 | 0 | 0 |
| F. 5 | SOUTH CAROLINA* | 11 | 2-2 | 1.000 | 0-0 | .000 | 0-0 | .000 | 2-2-4 | 4 | 0 | 1 | 0 | 1 | 4 |
| F. 9 | at RV/#21 Mississippi State* | 7 | 1-3 | .333 | 0-0 | .000 | 0-0 | .000 | 1-0-1 | 2 | 0 | 1 | 1 | 0 | 2 |
| F. 12 | #19/21 LSU* | 3 | 0-0 | .000 | 0-0 | .000 | 1-2 | .500 | 0-0-0 | 0 | 0 | 0 | 0 | 0 | 1 |
| F. 16 | #1/1 TENNESSEE* | 6 | 1-1 | 1.000 | 0-0 | .000 | 1-2 | .500 | 2-0-2 | 4 | 0 | 1 | 1 | 0 | 3 |
| F. 19 | at Missouri* | 13 | 3-3 | 1.000 | 0-0 | .000 | 1-1 | 1.000 | 3-1-4 | 2 | 0 | 1 | 0 | 0 | 7 |
| F. 23 | RV/RV AUBURN* | 20 | 1-3 | .333 | 0-0 | .000 | 2-2 | 1.000 | 1-2-3 | 2 | 1 | 0 | 3 | 1 | 4 |
| F. 26 | ARKANSAS* | 25 | 2-4 | .500 | 0-0 | .000 | 3-4 | .750 | 5-10-15 | 4 | 0 | 2 | 3 | 0 | 7 |
| M. 2 | at #7/7 Tennessee* | 26* | 1-4 | .250 | 0-0 | .000 | 6-9 | .667 | 4-3-7 | 4 | 1 | 1 | 3 | 0 | 8 |
| M. 5 | at Ole Miss* | 18 | 2-3 | .667 | 0-0 | .000 | 2-2 | 1.000 | 1-3-4 | 5 | 0 | 1 | 1 | 0 | 6 |
| M. 9 | NR/RV FLORIDA* | 9 | 0-1 | .000 | 0-0 | .000 | 3-4 | .750 | 2-0-2 | 1 | 0 | 0 | 0 | 0 | 3 |
| M. 15 | vs. Alabama [SEC] | 12 | 3-4 | .750 | 0-0 | .000 | 3-4 | .750 | 1-2-3 | 1 | 0 | 1 | 1 | 0 | 9 |
| M. 16 | vs. #8/8 Tennessee [SEC] | 10 | 2-2 | 1.000 | 0-0 | .000 | 2-2 | 1.000 | 2-2-4 | 1 | 0 | 1 | 0 | 0 | 6 |
| M. 21 | vs. Abilene Christian [NCAA] | 17 | 2-2 | 1.000 | 0-0 | .000 | 4-5 | .800 | 2-2-4 | 3 | 0 | 2 | 1 | 0 | 8 |
| M. 23 | vs. #19/19 Wofford [NCAA] | 25 | 1-1 | 1.000 | 0-0 | .000 | 1-2 | .500 | 0-3-3 | 2 | 0 | 0 | 1 | 0 | 3 |
| M. 29 | vs. #11/9 Houston [NCAA] | 4 | 1-2 | .500 | 0-0 | .000 | 0-0 | .000 | 1-0-1 | 0 | 0 | 0 | 0 | 0 | 2 |
| M. 31 | vs. #14/18 Auburn [NCAA] | 1 | 0-0 | .000 | 0-0 | .000 | 0-0 | .000 | 0-0-0 | 1 | 0 | 0 | 0 | 0 | 0 |

#5 IMMANUEL QUICKLEY | 2018-19 GAME-BY-GAME STATS

| DATE | OPONENT | MIN | FG-A | FG PCT. | 3FG-A | 3FG PCT. | FT-A | FT PCT. | O-D-T | PF | A | TO | BLK | STL | PTS |
|-------|------------------------------|-----|------|---------|-------|----------|------|---------|-------|----|---|----|-----|-----|-----|
| N. 6 | vs. #4/3 Duke [Indianapolis] | 19 | 0-3 | .000 | 0-2 | .000 | 6-6 | 1.000 | 0-1-1 | 2 | 1 | 1 | 0 | 0 | 6 |
| N. 9 | SOUTHERN ILLINOIS | 31* | 6-10 | .600 | 2-4 | .500 | 1-1 | 1.000 | 0-4-4 | 2 | 0 | 2 | 0 | 2 | 15 |
| N. 14 | NORTH DAKOTA | 27* | 2-5 | .400 | 0-2 | .000 | 8-10 | .800 | 0-1-1 | 0 | 4 | 0 | 0 | 2 | 12 |
| N. 18 | VMI | 27* | 0-4 | .000 | 0-3 | .000 | 6-6 | 1.000 | 0-1-1 | 0 | 2 | 1 | 0 | 1 | 6 |
| N. 21 | WINTHROP | 31* | 1-1 | 1.000 | 1-1 | 1.000 | 0-0 | .000 | 0-6-6 | 3 | 3 | 1 | 0 | 0 | 3 |
| N. 23 | TENNESSEE STATE | 26* | 3-6 | .500 | 1-2 | .500 | 2-2 | 1.000 | 1-0-1 | 0 | 2 | 1 | 0 | 0 | 9 |
| N. 28 | MONMOUTH | 20* | 1-3 | .333 | 0-2 | .000 | 2-2 | 1.000 | 0-2-2 | 0 | 2 | 2 | 0 | 0 | 4 |



| | | | | | | | | | | | | | | | |
|-------|---------------------------------|-----|-----|-------|-----|-------|-----|-------|-------|---|---|---|---|---|----|
| D. 1 | UNC GREENSBORO | 17* | 0-2 | .000 | 0-2 | .000 | 1-2 | .500 | 0-1-1 | 1 | 1 | 1 | 0 | 0 | 1 |
| D. 8 | vs. Seton Hall [New York] | 26 | 3-6 | .500 | 2-3 | .667 | 0-2 | .000 | 0-1-1 | 1 | 2 | 1 | 0 | 0 | 8 |
| D. 15 | UTAH | 23 | 4-7 | .571 | 2-3 | .667 | 2-2 | 1.000 | 0-1-1 | 3 | 2 | 1 | 0 | 0 | 12 |
| D. 22 | vs. #9/10 N. Carolina [Chicago] | 15 | 0-1 | .000 | 0-1 | .000 | 2-2 | 1.000 | 0-3-3 | 2 | 1 | 3 | 1 | 0 | 2 |
| D. 29 | at RV/RV Louisville | 18 | 1-3 | .333 | 0-2 | .000 | 0-0 | .000 | 0-1-1 | 3 | 2 | 2 | 0 | 0 | 2 |
| J. 5 | at Alabama* | 15 | 3-5 | .600 | 2-4 | .500 | 0-0 | .000 | 0-2-2 | 1 | 0 | 1 | 0 | 0 | 8 |
| J. 8 | TEXAS A&M* | 13 | 4-4 | 1.000 | 2-2 | 1.000 | 0-1 | .000 | 0-1-1 | 0 | 2 | 0 | 0 | 3 | 10 |
| J. 12 | VANDERBILT* | 20 | 4-9 | .444 | 3-7 | .429 | 1-2 | .500 | 0-0-0 | 0 | 0 | 0 | 0 | 0 | 12 |
| J. 15 | at Georgia* | 13 | 1-3 | .333 | 0-1 | .000 | 0-0 | .000 | 0-0-0 | 2 | 2 | 0 | 0 | 1 | 2 |
| J. 19 | at #14/12 Auburn* | 14 | 1-3 | .333 | 0-1 | .000 | 3-4 | .750 | 0-2-2 | 1 | 1 | 0 | 0 | 1 | 5 |
| J. 22 | #22/22 MISSISSIPPI STATE* | 17 | 1-3 | .333 | 1-2 | .500 | 2-2 | 1.000 | 0-2-2 | 1 | 1 | 1 | 0 | 0 | 5 |
| J. 26 | #9/10 KANSAS | 11 | 0-3 | .000 | 0-2 | .000 | 0-0 | .000 | 0-1-1 | 0 | 0 | 2 | 0 | 0 | 0 |
| J. 29 | at Vanderbilt* | 18 | 2-5 | .400 | 1-3 | .333 | 1-1 | 1.000 | 0-2-2 | 3 | 1 | 0 | 0 | 0 | 6 |
| F. 2 | at Florida* | 16 | 1-6 | .167 | 1-5 | .200 | 4-5 | .800 | 0-1-1 | 0 | 1 | 0 | 0 | 1 | 7 |
| F. 5 | SOUTH CAROLINA* | 19 | 0-3 | .000 | 0-1 | .000 | 3-4 | .750 | 0-3-3 | 0 | 4 | 1 | 0 | 1 | 3 |
| F. 9 | at RV/#21 Mississippi State* | 12 | 0-2 | .000 | 0-1 | .000 | 0-0 | .000 | 0-1-1 | 0 | 0 | 0 | 0 | 0 | 0 |
| F. 12 | #19/21 LSU* | 21 | 1-5 | .200 | 1-4 | .250 | 0-0 | .000 | 0-4-4 | 3 | 1 | 3 | 0 | 0 | 3 |
| F. 16 | #1/1 TENNESSEE* | 12 | 0-0 | .000 | 0-0 | .000 | 0-0 | .000 | 0-0-0 | 2 | 1 | 2 | 0 | 0 | 0 |
| F. 19 | at Missouri* | 11 | 1-2 | .500 | 1-2 | .500 | 0-0 | .000 | 0-0-0 | 0 | 1 | 0 | 0 | 0 | 3 |
| F. 23 | RV/RV AUBURN* | 22 | 2-3 | .667 | 1-2 | .500 | 0-0 | .000 | 0-3-3 | 2 | 0 | 1 | 0 | 0 | 5 |
| F. 26 | ARKANSAS* | 15 | 0-1 | .000 | 0-1 | .000 | 2-2 | 1.000 | 0-1-1 | 2 | 1 | 2 | 0 | 0 | 2 |
| M. 2 | at #7/7 Tennessee* | 20 | 3-5 | .600 | 2-4 | .500 | 0-0 | .000 | 0-4-4 | 0 | 0 | 0 | 0 | 0 | 8 |
| M. 5 | at Ole Miss* | 19 | 1-4 | .250 | 1-2 | .500 | 2-2 | 1.000 | 0-2-2 | 1 | 2 | 0 | 0 | 0 | 5 |
| M. 9 | NR/RV FLORIDA* | 20 | 0-3 | .000 | 0-0 | .000 | 4-4 | 1.000 | 0-3-3 | 3 | 1 | 1 | 0 | 0 | 4 |
| M. 15 | vs. Alabama [SEC] | 18 | 4-4 | 1.000 | 3-3 | 1.000 | 1-2 | .500 | 0-1-1 | 2 | 0 | 1 | 0 | 0 | 12 |
| M. 16 | vs. #8/8 Tennessee [SEC] | 9 | 1-4 | .250 | 0-0 | .000 | 0-0 | .000 | 1-2-3 | 1 | 1 | 0 | 0 | 0 | 2 |
| M. 21 | vs. Abilene Christian [NCAA] | 21 | 0-6 | .000 | 0-3 | .000 | 0-0 | .000 | 0-4-4 | 0 | 1 | 2 | 0 | 0 | 0 |
| M. 23 | vs. #19/19 Wofford [NCAA] | 12 | 1-3 | .333 | 0-1 | .000 | 0-0 | .000 | 0-0-0 | 0 | 0 | 0 | 0 | 1 | 2 |
| M. 29 | vs. #11/9 Houston [NCAA] | 17 | 2-5 | .400 | 2-3 | .667 | 0-0 | .000 | 0-2-2 | 1 | 0 | 0 | 0 | 1 | 6 |
| M. 31 | vs. #14/18 Auburn [NCAA] | 19 | 1-6 | .167 | 1-6 | .167 | 0-0 | .000 | 0-0-0 | 2 | 1 | 0 | 0 | 0 | 3 |

#10 JONNY DAVID | 2018-19 GAME-BY-GAME STATS

| DATE | OPPONENT | MIN | FG-A | FG PCT. | 3FG-A | 3FG PCT. | FT-A | FT PCT. | O-D-T | PF | A | TO | BLK | STL | PTS |
|-------|------------------------------|-----|------|---------|-------|----------|------|---------|-------|----|---|----|-----|-----|-----|
| N. 14 | NORTH DAKOTA | 2 | 0-0 | .000 | 0-0 | .000 | 0-0 | .000 | 1-0-1 | 0 | 0 | 0 | 0 | 0 | 0 |
| N. 28 | MONMOUTH | 2 | 0-0 | .000 | 0-0 | .000 | 0-0 | .000 | 0-0-0 | 0 | 0 | 0 | 0 | 0 | 0 |
| D. 15 | UTAH | 1 | 0-0 | .000 | 0-0 | .000 | 0-0 | .000 | 0-0-0 | 0 | 0 | 0 | 0 | 0 | 0 |
| J. 22 | #22/22 MISSISSIPPI STATE* | 1 | 0-0 | .000 | 0-0 | .000 | 0-0 | .000 | 0-0-0 | 0 | 0 | 0 | 0 | 0 | 0 |
| J. 29 | at Vanderbilt* | 1 | 0-0 | .000 | 0-0 | .000 | 0-0 | .000 | 0-0-0 | 0 | 0 | 0 | 0 | 0 | 0 |
| F. 5 | SOUTH CAROLINA* | 1 | 0-0 | .000 | 0-0 | .000 | 0-0 | .000 | 0-0-0 | 0 | 0 | 0 | 0 | 0 | 0 |
| F. 23 | RV/RV AUBURN* | 2 | 0-0 | .000 | 0-0 | .000 | 0-0 | .000 | 0-0-0 | 0 | 0 | 1 | 0 | 0 | 0 |
| M. 9 | NR/RV FLORIDA* | 1* | 0-0 | .000 | 0-0 | .000 | 0-0 | .000 | 0-0-0 | 0 | 0 | 0 | 0 | 0 | 0 |
| M. 15 | vs. Alabama [SEC] | 1 | 0-0 | .000 | 0-0 | .000 | 0-0 | .000 | 0-0-0 | 0 | 0 | 0 | 0 | 0 | 0 |
| M. 21 | vs. Abilene Christian [NCAA] | 2 | 0-0 | .000 | 0-0 | .000 | 0-0 | .000 | 0-0-0 | 1 | 0 | 0 | 0 | 0 | 0 |

#13 JEMARL BAKER JR. | 2018-19 GAME-BY-GAME STATS

| DATE | OPPONENT | MIN | FG-A | FG PCT. | 3FG-A | 3FG PCT. | FT-A | FT PCT. | O-D-T | PF | A | TO | BLK | STL | PTS |
|-------|---------------------------------|-----|------|---------|-------|----------|------|---------|-------|----|---|----|-----|-----|-----|
| D. 8 | vs. Seton Hall [New York] | 1 | 0-0 | .000 | 0-0 | .000 | 0-0 | .000 | 0-0-0 | 0 | 0 | 0 | 0 | 0 | 0 |
| D. 15 | UTAH | 2 | 2-2 | 1.000 | 2-2 | 1.000 | 0-0 | .000 | 0-0-0 | 1 | 0 | 0 | 0 | 0 | 6 |
| D. 22 | vs. #9/10 N. Carolina [Chicago] | 15 | 0-3 | .000 | 0-3 | .000 | 0-0 | .000 | 0-1-1 | 0 | 1 | 1 | 1 | 0 | 0 |
| D. 29 | at RV/RV Louisville | 8 | 1-4 | .250 | 1-4 | .250 | 0-0 | .000 | 1-0-1 | 1 | 0 | 1 | 0 | 0 | 3 |
| J. 5 | at Alabama* | 6 | 0-0 | .000 | 0-0 | .000 | 0-0 | .000 | 0-0-0 | 0 | 0 | 0 | 0 | 0 | 0 |
| J. 8 | TEXAS A&M* | 13 | 1-3 | .333 | 1-2 | .500 | 1-1 | 1.000 | 0-1-1 | 2 | 3 | 1 | 0 | 0 | 4 |
| J. 12 | VANDERBILT* | 7 | 0-3 | .000 | 0-3 | .000 | 0-0 | .000 | 0-0-0 | 0 | 0 | 0 | 0 | 0 | 0 |
| J. 15 | at Georgia* | 13 | 2-3 | .667 | 2-2 | 1.000 | 0-0 | .000 | 0-1-1 | 1 | 1 | 2 | 0 | 1 | 6 |
| J. 19 | at #14/12 Auburn* | 8 | 0-1 | .000 | 0-1 | .000 | 0-0 | .000 | 0-1-1 | 1 | 0 | 1 | 0 | 0 | 0 |
| J. 22 | #22/22 MISSISSIPPI STATE* | 6 | 0-1 | .000 | 0-1 | .000 | 0-0 | .000 | 0-0-0 | 0 | 0 | 1 | 0 | 0 | 0 |
| J. 26 | #9/10 KANSAS | 4 | 0-1 | .000 | 0-0 | .000 | 0-0 | .000 | 0-1-1 | 0 | 0 | 0 | 0 | 0 | 0 |
| J. 29 | at Vanderbilt* | 19 | 2-2 | 1.000 | 2-2 | 1.000 | 0-0 | .000 | 0-1-1 | 3 | 1 | 0 | 0 | 0 | 6 |
| F. 2 | at Florida* | 15 | 1-6 | .167 | 1-4 | .250 | 0-0 | .000 | 0-0-0 | 0 | 2 | 0 | 0 | 0 | 2 |
| F. 5 | SOUTH CAROLINA* | 11 | 2-3 | .667 | 1-2 | .500 | 0-0 | .000 | 0-3-3 | 1 | 0 | 0 | 0 | 0 | 5 |
| F. 9 | at RV/#21 Mississippi State* | 12 | 1-3 | .333 | 0-2 | .000 | 1-2 | .500 | 0-0-0 | 0 | 1 | 0 | 0 | 1 | 3 |
| F. 12 | #19/21 LSU* | 3 | 0-2 | .000 | 0-2 | .000 | 0-0 | .000 | 0-0-0 | 0 | 0 | 0 | 0 | 0 | 0 |
| F. 16 | #1/1 TENNESSEE* | 8 | 0-2 | .000 | 0-1 | .000 | 0-0 | .000 | 0-0-0 | 0 | 0 | 0 | 1 | 0 | 0 |
| F. 19 | at Missouri* | 7 | 0-0 | .000 | 0-0 | .000 | 0-1 | .000 | 0-1-1 | 1 | 0 | 1 | 0 | 0 | 0 |
| F. 23 | RV/RV AUBURN* | 12 | 1-4 | .250 | 0-2 | .000 | 0-0 | .000 | 0-1-1 | 1 | 0 | 0 | 0 | 0 | 2 |
| F. 26 | ARKANSAS* | 4 | 0-1 | .000 | 0-1 | .000 | 1-2 | .500 | 0-0-0 | 1 | 0 | 1 | 0 | 0 | 1 |
| M. 2 | at #7/7 Tennessee* | 5 | 1-2 | .500 | 1-2 | .500 | 0-0 | .000 | 0-0-0 | 0 | 1 | 0 | 0 | 0 | 3 |
| M. 5 | at Ole Miss* | 5 | 1-1 | 1.000 | 0-0 | .000 | 0-0 | .000 | 0-0-0 | 3 | 1 | 0 | 0 | 0 | 2 |
| M. 9 | NR/RV FLORIDA* | 2 | 0-1 | .000 | 0-1 | .000 | 0-0 | .000 | 0-0-0 | 2 | 0 | 0 | 0 | 0 | 0 |
| M. 15 | vs. Alabama [SEC] | 14 | 2-3 | .667 | 1-1 | 1.000 | 1-2 | .500 | 0-0-0 | 1 | 0 | 0 | 0 | 0 | 6 |
| M. 21 | vs. Abilene Christian [NCAA] | 24 | 1-3 | .333 | 1-3 | .333 | 4-4 | 1.000 | 0-1-1 | 2 | 1 | 0 | 0 | 1 | 7 |
| M. 23 | vs. #19/19 Wofford [NCAA] | 18 | 2-6 | .333 | 1-1 | 1.000 | 3-3 | 1.000 | 0-2-2 | 0 | 0 | 1 | 0 | 1 | 8 |



2018-19 INDIVIDUAL GAME-BY-GAME STATISTICS

| | | | | | | | | | | | | | | | |
|--------------------------------|---|-----|------|-----|------|-----|------|-------|---|---|---|---|---|---|---|
| M. 29 vs. #11/9 Houston [NCAA] | 8 | 0-1 | .000 | 0-0 | .000 | 0-0 | .000 | 0-0-0 | 0 | 0 | 0 | 0 | 0 | 0 | 0 |
| M. 31 vs. #14/18 Auburn [NCAA] | 4 | 0-0 | .000 | 0-0 | .000 | 0-0 | .000 | 0-0-0 | 2 | 0 | 0 | 0 | 0 | 0 | 0 |

#14 TYLER HERRO | 2018-19 GAME-BY-GAME STATS

| DATE | OPPONENT | MIN | FG-A | FG PCT. | 3FG-A | 3FG PCT. | FT-A | FT PCT. | O-D-T | PF | A | TO | BLK | STL | PTS |
|--------------------------------------|----------|-------|------|---------|-------|----------|-------|---------|-------|----|---|----|-----|-----|-----|
| N. 6 vs. #4/3 Duke [Indianapolis] | 33* | 4-11 | .364 | 1-6 | .167 | 5-5 | 1.000 | 0-9-9 | 1 | 5 | 1 | 2 | 0 | 14 | |
| N. 9 SOUTHERN ILLINOIS | 20* | 0-6 | .000 | 0-2 | .000 | 0-0 | .000 | 1-2-3 | 1 | 0 | 1 | 0 | 1 | 0 | |
| N. 14 NORTH DAKOTA | 25* | 7-12 | .583 | 1-2 | .500 | 3-3 | 1.000 | 0-1-1 | 0 | 3 | 2 | 0 | 5 | 18 | |
| N. 18 VMI | 19* | 2-6 | .333 | 1-3 | .333 | 0-0 | .000 | 0-2-2 | 2 | 2 | 2 | 1 | 0 | 5 | |
| N. 21 WINTHROP | 25* | 6-14 | .429 | 3-8 | .375 | 0-0 | .000 | 0-3-3 | 1 | 7 | 1 | 0 | 0 | 15 | |
| N. 23 TENNESSEE STATE | 25* | 3-7 | .429 | 2-6 | .333 | 0-0 | .000 | 0-4-4 | 1 | 0 | 2 | 0 | 1 | 8 | |
| N. 28 MONMOUTH | 28* | 6-10 | .600 | 2-5 | .400 | 2-2 | 1.000 | 1-7-8 | 1 | 1 | 0 | 0 | 5 | 16 | |
| D. 1 UNC GREENSBORO | 35* | 6-12 | .500 | 2-6 | .333 | 4-6 | .667 | 1-4-5 | 3 | 1 | 3 | 1 | 0 | 18 | |
| D. 8 vs. Seton Hall [New York] | 26* | 4-13 | .308 | 0-6 | .000 | 2-2 | 1.000 | 0-2-2 | 3 | 1 | 1 | 2 | 0 | 10 | |
| D. 15 UTAH | 31* | 7-12 | .583 | 2-6 | .333 | 1-2 | .500 | 0-2-2 | 0 | 1 | 0 | 0 | 2 | 17 | |
| D. 22 vs. #9/10 N. Carolina [Chicgo] | 36* | 6-17 | .353 | 3-8 | .375 | 0-1 | .000 | 1-3-4 | 2 | 5 | 3 | 0 | 1 | 15 | |
| D. 29 at RV/RV Louisville | 36* | 10-13 | .769 | 4-6 | .667 | 0-0 | .000 | 1-4-5 | 2 | 1 | 2 | 1 | 2 | 24 | |
| J. 5 at Alabama* | 35* | 4-12 | .333 | 2-6 | .333 | 2-2 | 1.000 | 0-3-3 | 2 | 0 | 1 | 0 | 0 | 15 | |
| J. 8 TEXAS A&M* | 36* | 7-14 | .500 | 3-7 | .429 | 4-4 | 1.000 | 2-3-5 | 3 | 1 | 4 | 0 | 0 | 21 | |
| J. 12 VANDERBILT* | 36* | 1-3 | .333 | 0-2 | .000 | 2-2 | 1.000 | 0-6-6 | 2 | 3 | 3 | 1 | 0 | 4 | |
| J. 15 at Georgia* | 31* | 4-10 | .400 | 0-2 | .000 | 4-4 | 1.000 | 1-6-7 | 0 | 4 | 1 | 0 | 1 | 12 | |
| J. 19 at #14/12 Auburn* | 34* | 6-12 | .500 | 3-6 | .500 | 5-5 | 1.000 | 0-3-3 | 2 | 4 | 3 | 0 | 1 | 20 | |
| J. 22 #22/22 MISSISSIPPI STATE* | 37* | 5-10 | .500 | 3-3 | 1.000 | 5-5 | 1.000 | 0-5-5 | 1 | 1 | 2 | 0 | 1 | 18 | |
| J. 26 #9/10 KANSAS | 38* | 2-9 | .222 | 0-4 | .000 | 2-2 | 1.000 | 0-5-5 | 1 | 4 | 3 | 0 | 0 | 6 | |
| J. 29 at Vanderbilt* | 29* | 6-13 | .462 | 0-3 | .000 | 0-0 | .000 | 0-3-3 | 0 | 2 | 1 | 0 | 3 | 12 | |
| F. 2 at Florida* | 30* | 6-8 | .750 | 3-4 | .750 | 4-4 | 1.000 | 1-5-6 | 3 | 2 | 3 | 0 | 1 | 19 | |
| F. 5 SOUTH CAROLINA* | 29* | 5-11 | .455 | 1-3 | .333 | 0-0 | .000 | 0-3-3 | 2 | 1 | 1 | 0 | 0 | 11 | |
| F. 9 at RV/#21 Mississippi State* | 33* | 5-9 | .556 | 2-4 | .500 | 0-0 | .000 | 0-2-2 | 0 | 1 | 1 | 0 | 0 | 12 | |
| F. 12 #19/21 LSU* | 39* | 5-13 | .385 | 2-5 | .400 | 0-0 | .000 | 0-1-1 | 3 | 4 | 1 | 1 | 1 | 12 | |
| F. 16 #1/1 TENNESSEE* | 32* | 3-11 | .273 | 1-3 | .333 | 8-9 | .889 | 2-11-13 | 0 | 3 | 1 | 0 | 1 | 15 | |
| F. 19 at Missouri* | 35* | 4-9 | .444 | 2-6 | .333 | 8-8 | 1.000 | 0-5-5 | 0 | 2 | 1 | 0 | 1 | 18 | |
| F. 23 RV/RV AUBURN* | 29* | 6-12 | .500 | 3-6 | .500 | 2-2 | 1.000 | 0-4-4 | 0 | 2 | 0 | 0 | 0 | 17 | |
| F. 26 ARKANSAS* | 36* | 9-10 | .900 | 5-6 | .833 | 6-6 | 1.000 | 0-4-4 | 1 | 3 | 1 | 1 | 2 | 29 | |
| M. 2 at #7/7 Tennessee* | 35* | 2-11 | .182 | 0-5 | .000 | 2-2 | 1.000 | 0-6-6 | 1 | 3 | 5 | 0 | 0 | 6 | |
| M. 5 at Ole Miss* | 38* | 8-12 | .667 | 2-4 | .500 | 2-2 | 1.000 | 0-5-5 | 1 | 2 | 0 | 0 | 3 | 20 | |
| M. 9 NR/RV FLORIDA* | 38* | 6-11 | .545 | 0-1 | .000 | 4-4 | 1.000 | 0-6-6 | 1 | 2 | 0 | 0 | 1 | 16 | |
| M. 15 vs. Alabama [SEC] | 36* | 8-14 | .571 | 2-4 | .500 | 2-2 | 1.000 | 0-6-6 | 0 | 2 | 3 | 1 | 2 | 20 | |
| M. 16 vs. #8/8 Tennessee [SEC] | 38* | 4-9 | .444 | 2-5 | .400 | 0-0 | .000 | 0-3-3 | 1 | 4 | 1 | 0 | 1 | 10 | |
| M. 21 vs. Abilene Christian [NCAA] | 32* | 7-12 | .583 | 0-2 | .000 | 0-0 | .000 | 1-4-5 | 0 | 2 | 1 | 0 | 2 | 14 | |
| M. 23 vs. #19/19 Wofford [NCAA] | 38* | 2-11 | .182 | 1-6 | .167 | 4-4 | 1.000 | 2-4-6 | 1 | 4 | 1 | 0 | 0 | 9 | |
| M. 29 vs. #11/9 Houston [NCAA] | 37* | 7-13 | .538 | 1-3 | .333 | 4-5 | .800 | 0-3-3 | 2 | 2 | 2 | 0 | 1 | 19 | |
| M. 31 vs. #14/18 Auburn [NCAA] | 36* | 3-11 | .273 | 1-5 | .200 | 0-0 | .000 | 1-2-3 | 3 | 6 | 2 | 1 | 1 | 7 | |

#22 REID TRAVIS | 2018-19 GAME-BY-GAME STATS

| DATE | OPPONENT | MIN | FG-A | FG PCT. | 3FG-A | 3FG PCT. | FT-A | FT PCT. | O-D-T | PF | A | TO | BLK | STL | PTS |
|--------------------------------------|----------|------|-------|---------|-------|----------|-------|---------|-------|----|---|----|-----|-----|-----|
| N. 6 vs. #4/3 Duke [Indianapolis] | 30* | 6-8 | .750 | 1-1 | 1.000 | 9-13 | .692 | 4-3-7 | 2 | 1 | 3 | 1 | 0 | 22 | |
| N. 9 SOUTHERN ILLINOIS | 14* | 1-2 | .500 | 0-0 | .000 | 4-6 | .667 | 2-3-5 | 2 | 0 | 1 | 0 | 1 | 6 | |
| N. 14 NORTH DAKOTA | 21* | 4-12 | .333 | 1-2 | .500 | 2-2 | 1.000 | 4-3-7 | 3 | 0 | 1 | 0 | 0 | 11 | |
| N. 18 VMI | 24 | 6-8 | .750 | 0-1 | .000 | 10-12 | .833 | 3-3-6 | 2 | 0 | 3 | 0 | 0 | 22 | |
| N. 21 WINTHROP | 25 | 3-5 | .600 | 0-0 | .000 | 2-3 | .667 | 2-1-3 | 2 | 2 | 4 | 1 | 1 | 8 | |
| N. 23 TENNESSEE STATE | 24 | 4-4 | 1.000 | 0-0 | .000 | 5-9 | .556 | 4-5-9 | 4 | 1 | 2 | 2 | 0 | 13 | |
| N. 28 MONMOUTH | 27* | 4-6 | .667 | 1-2 | .500 | 4-5 | .800 | 0-6-6 | 1 | 1 | 1 | 1 | 0 | 13 | |
| D. 1 UNC GREENSBORO | 37* | 8-16 | .500 | 1-1 | 1.000 | 5-6 | .833 | 4-8-12 | 1 | 2 | 0 | 0 | 1 | 22 | |
| D. 8 vs. Seton Hall [New York] | 34* | 3-6 | .500 | 0-0 | .000 | 7-8 | .875 | 1-5-6 | 5 | 2 | 3 | 1 | 2 | 13 | |
| D. 15 UTAH | 32* | 7-10 | .700 | 0-1 | .000 | 2-4 | .500 | 1-2-3 | 0 | 1 | 0 | 0 | 0 | 16 | |
| D. 22 vs. #9/10 N. Carolina [Chicgo] | 38* | 6-15 | .400 | 1-4 | .250 | 7-11 | .636 | 3-4-7 | 2 | 3 | 1 | 1 | 0 | 20 | |
| D. 29 at RV/RV Louisville | 30* | 4-8 | .500 | 0-1 | .000 | 1-2 | .500 | 1-3-4 | 3 | 0 | 0 | 2 | 0 | 9 | |
| J. 5 at Alabama* | 29* | 6-13 | .462 | 0-2 | .000 | 0-1 | .000 | 1-5-6 | 3 | 1 | 5 | 0 | 0 | 12 | |
| J. 8 TEXAS A&M* | 30* | 3-6 | .500 | 0-0 | .000 | 0-0 | .000 | 2-2-4 | 2 | 1 | 0 | 1 | 1 | 6 | |
| J. 12 VANDERBILT* | 30* | 2-6 | .333 | 0-0 | .000 | 1-2 | .500 | 3-9-12 | 2 | 1 | 2 | 2 | 0 | 5 | |
| J. 15 at Georgia* | 22* | 3-7 | .429 | 0-1 | .000 | 0-0 | .000 | 0-5-5 | 1 | 1 | 1 | 0 | 0 | 6 | |
| J. 19 at #14/12 Auburn* | 29* | 6-7 | .857 | 0-0 | .000 | 5-5 | 1.000 | 3-4-7 | 4 | 0 | 1 | 1 | 0 | 17 | |
| J. 22 #22/22 MISSISSIPPI STATE* | 30* | 1-6 | .167 | 0-1 | .000 | 3-4 | .750 | 4-8-12 | 0 | 1 | 3 | 1 | 1 | 5 | |
| J. 26 #9/10 KANSAS | 28* | 7-11 | .636 | 0-0 | .000 | 4-6 | .667 | 7-5-12 | 3 | 0 | 1 | 0 | 0 | 18 | |
| J. 29 at Vanderbilt* | 21* | 0-1 | .000 | 0-0 | .000 | 1-2 | .500 | 0-3-3 | 2 | 0 | 1 | 1 | 0 | 1 | |
| F. 2 at Florida* | 27* | 3-5 | .600 | 0-0 | .000 | 0-0 | .000 | 3-4-7 | 1 | 1 | 1 | 0 | 0 | 6 | |
| F. 5 SOUTH CAROLINA* | 22* | 2-7 | .286 | 0-1 | .000 | 7-8 | .875 | 6-3-9 | 3 | 0 | 1 | 0 | 3 | 11 | |
| F. 9 at RV/#21 Mississippi State* | 33* | 4-9 | .444 | 0-1 | .000 | 0-0 | .000 | 2-6-8 | 4 | 1 | 1 | 2 | 1 | 8 | |
| F. 12 #19/21 LSU* | 37* | 3-7 | .429 | 1-3 | .333 | 2-2 | 1.000 | 5-4-9 | 3 | 1 | 2 | 0 | 0 | 9 | |
| F. 16 #1/1 TENNESSEE* | 33* | 2-4 | .500 | 0-0 | .000 | 7-10 | .700 | 3-5-8 | 3 | 1 | 2 | 2 | 0 | 11 | |
| F. 19 at Missouri* | 13* | 1-3 | .333 | 0-1 | .000 | 1-1 | 1.000 | 0-2-2 | 3 | 1 | 2 | 0 | 1 | 3 | |
| M. 15 vs. Alabama [SEC] | 23 | 4-6 | .667 | 0-0 | .000 | 0-0 | .000 | 3-4-7 | 4 | 0 | 1 | 3 | 0 | 8 | |

2018-19 INDIVIDUAL GAME-BY-GAME STATISTICS



| | | | | | | | | | | | | | | | |
|-------|------------------------------|-----|------|------|-----|------|-----|-------|--------|---|---|---|---|---|----|
| M. 16 | vs. #8/8 Tennessee [SEC] | 28* | 3-6 | .500 | 1-2 | .500 | 4-6 | .667 | 3-3-6 | 5 | 0 | 2 | 0 | 1 | 11 |
| M. 21 | vs. Abilene Christian [NCAA] | 26* | 8-10 | .800 | 0-1 | .000 | 2-2 | 1.000 | 4-5-9 | 3 | 1 | 3 | 0 | 0 | 18 |
| M. 23 | vs. #19/19 Wofford [NCAA] | 37* | 5-10 | .500 | 0-0 | .000 | 4-4 | 1.000 | 3-8-11 | 2 | 0 | 0 | 0 | 1 | 14 |
| M. 29 | vs. #11/9 Houston [NCAA] | 35* | 1-2 | .500 | 0-0 | .000 | 4-5 | .800 | 4-7-11 | 3 | 2 | 4 | 0 | 0 | 6 |
| M. 31 | vs. #14/18 Auburn [NCAA] | 44* | 4-5 | .800 | 0-0 | .000 | 1-3 | .333 | 2-4-6 | 3 | 1 | 0 | 0 | 0 | 9 |

#23 EJ MONTGOMERY | 2018-19 GAME-BY-GAME STATS

| DATE | OPPONENT | MIN | FG-A | FG PCT. | 3FG-A | 3FG PCT. | FT-A | FT PCT. | O-D-T | PF | A | TO | BLK | STL | PTS |
|-------|---------------------------------|-----|------|---------|-------|----------|------|---------|--------|----|---|----|-----|-----|-----|
| N. 6 | vs. #4/3 Duke [Indianapolis] | 22 | 4-6 | .667 | 0-0 | .000 | 0-0 | .000 | 3-3-6 | 4 | 1 | 3 | 0 | 0 | 8 |
| N. 9 | SOUTHERN ILLINOIS | 17 | 4-8 | .500 | 0-0 | .000 | 2-3 | .667 | 4-3-7 | 1 | 0 | 1 | 2 | 0 | 10 |
| N. 14 | NORTH DAKOTA | 26 | 4-8 | .500 | 0-1 | .000 | 0-0 | .000 | 3-4-7 | 3 | 0 | 1 | 2 | 0 | 8 |
| N. 18 | VMI | 16* | 1-5 | .200 | 0-0 | .000 | 1-2 | .500 | 2-3-5 | 3 | 0 | 2 | 3 | 0 | 3 |
| N. 21 | WINTHROP | 16 | 2-4 | .500 | 0-0 | .000 | 2-2 | 1.000 | 1-1-2 | 2 | 2 | 0 | 2 | 0 | 6 |
| N. 23 | TENNESSEE STATE | 24 | 1-3 | .333 | 0-0 | .000 | 3-4 | .750 | 3-3-6 | 1 | 0 | 1 | 2 | 0 | 5 |
| N. 28 | MONMOUTH | 26 | 3-6 | .500 | 0-1 | .000 | 1-2 | .500 | 1-3-4 | 4 | 2 | 1 | 1 | 2 | 7 |
| D. 1 | UNC GREENSBORO | 15 | 4-6 | .667 | 0-0 | .000 | 0-0 | .000 | 3-2-5 | 1 | 0 | 2 | 1 | 0 | 8 |
| D. 8 | vs. Seton Hall [New York] | 8 | 0-1 | .000 | 0-0 | .000 | 0-0 | .000 | 0-0-0 | 2 | 0 | 1 | 0 | 0 | 0 |
| D. 15 | UTAH | 12 | 1-3 | .333 | 0-0 | .000 | 0-0 | .000 | 2-3-5 | 0 | 1 | 0 | 1 | 0 | 2 |
| D. 22 | vs. #9/10 N. Carolina [Chicago] | 2 | 1-1 | 1.000 | 0-0 | .000 | 0-0 | .000 | 1-0-1 | 1 | 0 | 1 | 0 | 0 | 2 |
| D. 29 | at RV/RV Louisville | 10 | 1-2 | .500 | 0-1 | .000 | 0-1 | .000 | 0-2-2 | 3 | 0 | 0 | 0 | 0 | 2 |
| J. 5 | at Alabama* | 8 | 1-4 | .250 | 0-0 | .000 | 0-0 | .000 | 0-0-0 | 0 | 0 | 0 | 0 | 0 | 2 |
| J. 8 | TEXAS A&M* | 12 | 2-4 | .500 | 0-0 | .000 | 0-0 | .000 | 0-2-2 | 0 | 0 | 1 | 2 | 1 | 4 |
| J. 12 | VANDERBILT* | 8 | 0-0 | .000 | 0-0 | .000 | 0-0 | .000 | 0-3-3 | 0 | 0 | 0 | 1 | 0 | 0 |
| J. 15 | at Georgia* | 14 | 3-6 | .500 | 0-0 | .000 | 0-0 | .000 | 2-4-6 | 3 | 0 | 1 | 1 | 0 | 6 |
| J. 19 | at #14/12 Auburn* | 10 | 0-2 | .000 | 0-0 | .000 | 0-0 | .000 | 0-1-1 | 2 | 0 | 1 | 0 | 1 | 0 |
| J. 22 | #22/22 MISSISSIPPI STATE* | 13 | 2-5 | .400 | 1-2 | .500 | 0-0 | .000 | 2-0-2 | 1 | 0 | 1 | 1 | 1 | 5 |
| J. 26 | #9/10 KANSAS | 7 | 0-2 | .000 | 0-1 | .000 | 0-0 | .000 | 2-0-2 | 3 | 0 | 0 | 1 | 0 | 0 |
| J. 29 | at Vanderbilt* | 11 | 1-2 | .500 | 0-0 | .000 | 2-2 | 1.000 | 1-0-1 | 2 | 2 | 0 | 1 | 0 | 4 |
| F. 2 | at Florida* | 10 | 0-0 | .000 | 0-0 | .000 | 0-0 | .000 | 2-1-3 | 1 | 0 | 0 | 1 | 0 | 0 |
| F. 5 | SOUTH CAROLINA* | 20 | 5-7 | .714 | 1-1 | 1.000 | 0-1 | .000 | 5-8-13 | 4 | 1 | 2 | 1 | 1 | 11 |
| F. 9 | at RV/#21 Mississippi State* | 16 | 1-3 | .333 | 0-1 | .000 | 0-2 | .000 | 4-3-7 | 3 | 0 | 1 | 0 | 0 | 2 |
| F. 12 | #19/21 LSU* | 13 | 2-5 | .400 | 0-0 | .000 | 2-2 | 1.000 | 4-1-5 | 1 | 1 | 0 | 0 | 0 | 6 |
| F. 16 | #1/1 TENNESSEE* | 9 | 3-3 | 1.000 | 0-0 | .000 | 0-0 | .000 | 1-3-4 | 2 | 0 | 0 | 0 | 0 | 6 |
| F. 19 | at Missouri* | 16 | 0-1 | .000 | 0-0 | .000 | 0-0 | .000 | 0-1-1 | 4 | 0 | 0 | 2 | 0 | 0 |
| F. 23 | RV/RV AUBURN* | 23* | 2-4 | .500 | 0-0 | .000 | 2-2 | 1.000 | 2-5-7 | 2 | 0 | 1 | 3 | 2 | 6 |
| F. 26 | ARKANSAS* | 12* | 1-1 | 1.000 | 0-0 | .000 | 0-0 | .000 | 1-2-3 | 4 | 0 | 2 | 0 | 0 | 2 |
| M. 2 | at #7/7 Tennessee* | 17 | 1-1 | 1.000 | 0-0 | .000 | 0-0 | .000 | 0-5-5 | 4 | 0 | 1 | 1 | 1 | 2 |
| M. 5 | at Ole Miss* | 26* | 1-4 | .250 | 0-1 | .000 | 0-0 | .000 | 1-5-6 | 1 | 0 | 0 | 4 | 0 | 2 |
| M. 9 | NR/RV FLORIDA* | 28* | 0-2 | .000 | 0-0 | .000 | 0-1 | .000 | 4-3-7 | 4 | 0 | 0 | 4 | 1 | 0 |
| M. 15 | vs. Alabama [SEC] | 10* | 1-3 | .333 | 0-1 | .000 | 0-0 | .000 | 1-1-2 | 3 | 2 | 0 | 1 | 0 | 2 |
| M. 16 | vs. #8/8 Tennessee [SEC] | 22 | 4-5 | .800 | 0-0 | .000 | 0-1 | .000 | 0-1-1 | 2 | 0 | 1 | 1 | 1 | 8 |
| M. 21 | vs. Abilene Christian [NCAA] | 23* | 1-5 | .200 | 0-0 | .000 | 1-3 | .333 | 4-7-11 | 4 | 1 | 2 | 0 | 1 | 3 |
| M. 23 | vs. #19/19 Wofford [NCAA] | 15* | 2-2 | 1.000 | 0-0 | .000 | 1-2 | .500 | 0-2-2 | 3 | 1 | 2 | 0 | 3 | 5 |
| M. 29 | vs. #11/9 Houston [NCAA] | 13* | 1-1 | 1.000 | 0-0 | .000 | 0-0 | .000 | 3-2-5 | 1 | 1 | 0 | 1 | 1 | 2 |
| M. 31 | vs. #14/18 Auburn [NCAA] | 8* | 0-0 | .000 | 0-0 | .000 | 0-0 | .000 | 0-1-1 | 0 | 0 | 0 | 1 | 0 | 0 |

#25 PJ WASHINGTON | 2018-19 GAME-BY-GAME STATS

| DATE | OPPONENT | MIN | FG-A | FG PCT. | 3FG-A | 3FG PCT. | FT-A | FT PCT. | O-D-T | PF | A | TO | BLK | STL | PTS |
|-------|---------------------------------|-----|------|---------|-------|----------|-------|---------|---------|----|---|----|-----|-----|-----|
| N. 6 | vs. #4/3 Duke [Indianapolis] | 17* | 3-7 | .429 | 1-2 | .500 | 1-2 | .500 | 1-1-2 | 5 | 0 | 0 | 0 | 0 | 8 |
| N. 9 | SOUTHERN ILLINOIS | 20* | 1-2 | .500 | 0-0 | .000 | 1-2 | .500 | 2-4-6 | 3 | 1 | 5 | 0 | 0 | 3 |
| N. 14 | NORTH DAKOTA | 17* | 9-13 | .692 | 4-5 | .800 | 3-5 | .600 | 1-6-7 | 2 | 1 | 3 | 1 | 1 | 25 |
| N. 18 | VMI | 33* | 6-12 | .500 | 0-0 | .000 | 7-9 | .778 | 7-11-18 | 0 | 3 | 1 | 0 | 0 | 19 |
| N. 21 | WINTHROP | 27* | 7-11 | .636 | 0-1 | .000 | 5-7 | .714 | 1-10-11 | 0 | 4 | 3 | 1 | 3 | 19 |
| N. 23 | TENNESSEE STATE | 27* | 1-6 | .167 | 0-1 | .000 | 4-8 | .500 | 2-5-7 | 2 | 0 | 1 | 1 | 2 | 6 |
| N. 28 | MONMOUTH | 19* | 3-6 | .500 | 1-2 | .500 | 1-1 | 1.000 | 2-6-8 | 5 | 1 | 1 | 0 | 0 | 8 |
| D. 1 | UNC GREENSBORO | 28* | 4-9 | .444 | 1-1 | 1.000 | 0-1 | .000 | 3-5-8 | 4 | 2 | 4 | 0 | 0 | 9 |
| D. 8 | vs. Seton Hall [New York] | 35* | 8-15 | .533 | 1-3 | .333 | 12-13 | .923 | 4-8-12 | 1 | 4 | 2 | 4 | 0 | 29 |
| D. 15 | UTAH | 31* | 4-8 | .500 | 0-2 | .000 | 1-2 | .500 | 3-1-4 | 0 | 1 | 1 | 3 | 2 | 9 |
| D. 23 | vs. #9/10 N. Carolina [Chicago] | 30* | 5-9 | .556 | 1-3 | .333 | 0-0 | .000 | 3-7-10 | 2 | 8 | 2 | 2 | 0 | 11 |
| D. 29 | at RV/RV Louisville | 33* | 2-3 | .667 | 0-0 | .000 | 1-2 | .500 | 2-6-8 | 3 | 3 | 1 | 4 | 1 | 5 |
| J. 5 | at Alabama* | 31* | 4-10 | .400 | 0-3 | .000 | 7-8 | .875 | 1-6-7 | 4 | 1 | 1 | 0 | 1 | 15 |
| J. 8 | TEXAS A&M* | 28* | 4-8 | .500 | 0-2 | .000 | 1-1 | 1.000 | 1-4-5 | 2 | 2 | 1 | 0 | 1 | 9 |
| J. 12 | VANDERBILT* | 32* | 1-4 | .250 | 0-1 | .000 | 1-4 | .250 | 5-3-8 | 3 | 1 | 0 | 1 | 1 | 3 |
| J. 15 | at Georgia* | 30* | 4-6 | .667 | 1-1 | 1.000 | 1-2 | .500 | 3-3-6 | 4 | 0 | 1 | 0 | 0 | 10 |
| J. 19 | at #14/12 Auburn* | 32* | 4-8 | .500 | 1-2 | .500 | 4-7 | .571 | 3-4-7 | 4 | 2 | 3 | 1 | 0 | 13 |
| J. 22 | #22/22 MISSISSIPPI STATE* | 27* | 9-15 | .600 | 3-5 | .600 | 0-0 | .000 | 2-4-6 | 4 | 0 | 2 | 4 | 0 | 21 |
| J. 26 | #9/10 KANSAS | 36* | 7-17 | .412 | 0-4 | .000 | 6-8 | .750 | 3-10-13 | 1 | 1 | 0 | 2 | 1 | 20 |
| J. 29 | at Vanderbilt* | 29* | 9-15 | .600 | 3-3 | 1.000 | 5-6 | .833 | 4-8-12 | 1 | 2 | 2 | 0 | 3 | 26 |
| F. 2 | at Florida* | 35* | 6-13 | .462 | 0-1 | .000 | 3-5 | .600 | 4-8-12 | 3 | 2 | 2 | 1 | 0 | 15 |
| F. 5 | SOUTH CAROLINA* | 28* | 6-16 | .375 | 2-4 | .500 | 6-7 | .857 | 3-2-5 | 1 | 1 | 2 | 0 | 2 | 20 |
| F. 9 | at RV/#21 Mississippi State* | 24* | 9-13 | .692 | 3-3 | 1.000 | 2-4 | .500 | 1-2-3 | 5 | 1 | 1 | 1 | 0 | 23 |
| F. 12 | #19/21 LSU* | 27* | 7-13 | .538 | 0-2 | .000 | 6-8 | .750 | 3-6-9 | 4 | 3 | 3 | 0 | 1 | 20 |



2018-19 INDIVIDUAL GAME-BY-GAME STATISTICS

| | | | | | | | | | | | | | | | |
|-------|--------------------------|-----|------|------|-----|------|------|-------|---------|---|---|---|---|---|----|
| F. 16 | #1/1 TENNESSEE* | 31* | 9-12 | .750 | 1-2 | .500 | 4-7 | .571 | 2-3-5 | 2 | 1 | 1 | 2 | 2 | 23 |
| F. 19 | at Missouri* | 37* | 7-13 | .538 | 2-4 | .500 | 2-4 | .500 | 1-7-8 | 2 | 3 | 3 | 1 | 0 | 18 |
| F. 23 | RV/RV AUBURN* | 33* | 9-13 | .692 | 5-8 | .625 | 1-2 | .500 | 2-4-6 | 1 | 2 | 2 | 1 | 1 | 24 |
| F. 26 | ARKANSAS* | 35* | 2-7 | .286 | 0-2 | .000 | 5-10 | .500 | 0-6-6 | 2 | 1 | 1 | 2 | 2 | 9 |
| M. 2 | at #7/7 Tennessee* | 30* | 2-6 | .333 | 0-2 | .000 | 9-13 | .692 | 0-3-3 | 2 | 2 | 4 | 1 | 1 | 13 |
| M. 5 | at Ole Miss* | 26* | 6-11 | .545 | 0-0 | .000 | 1-2 | .500 | 0-1-1 | 3 | 4 | 1 | 2 | 0 | 13 |
| M. 9 | NR/RV FLORIDA* | 38* | 6-14 | .429 | 0-2 | .000 | 3-3 | 1.000 | 3-6-9 | 2 | 1 | 4 | 0 | 0 | 15 |
| M. 15 | vs. Alabama [SEC] | 35* | 4-12 | .333 | 1-3 | .333 | 1-3 | .333 | 2-10-12 | 0 | 4 | 2 | 4 | 2 | 10 |
| M. 16 | vs. #8/8 Tennessee [SEC] | 20* | 6-11 | .545 | 0-0 | .000 | 4-4 | 1.000 | 2-3-5 | 4 | 0 | 1 | 1 | 0 | 16 |
| M. 29 | vs. #11/9 Houston [NCAA] | 26 | 6-8 | .750 | 0-0 | .000 | 4-7 | .571 | 0-2-2 | 2 | 1 | 3 | 1 | 0 | 16 |



ALL-TIME WILDCATS

A

Allan Abramson (Mgr.) (1944)
 John Adams (1962, 63, 64, 65)
 Skipper Adams (1956)
 Edrice "Bam" Adebayo (2017)
 Don Adkins (Mgr.) (1974, 75)
 Earl Adkins (1954, 55, 56, 57, 58)
 Paul Adkins (1921, 22)
 Marvin Akers (1941, 42, 43)
 Charles Alberts (1924, 25, 26)
 Charles Aleksinas (1978, 79)
 Brooks Alexander (1964)
 Ermal Allen (1940, 41, 42)
 Shagari Alleyne (2004, 05, 06)
 Ed Allin (1945, 46)
 Desmond Allison (1999, 2000)
 Sean Alteri (Mgr.) (1997)
 Carl Althaus (1943)
 Harold Amoss (1903, 04)
 Derek Anderson (1996, 97)
 Dwight Anderson (1979, 80)
 Milerd Anderson (1934, 35, 36)
 Jim Andrews (1970, 71, 72, 73)
 Paul Andrews (1984, 85, 86, 87)
 Lee Andrus (1903, 04)
 Myron Anthony (1998, 99)
 Phil Argento (1967, 68, 69)
 Richard Arnett (1903, 04)
 Jay Atkerson (Mgr.) (1957, 58, 59)
 George Atkins (1960, 61, 62, 63)
 Randy Azbill (Mgr.) (1984, 85)
 Kelenna Azubuike (2003, 04, 05)

B

H.A. Babb (Mgr.) (1911)
 Adrian Back (1942)
 Stanley Baer (1905, 06, 07)
 Scotty Baesler (1960, 61, 62, 63)
 Jemal Baker Jr. (2018, 19)
 Mike Ballenger (1982)
 Richard Barbee (1906, 07, 08, 09, 10)
 Antwain Barbour (2003, 04)
 Clifford Barker (1947, 48, 49)
 Bill Barlow (1943)
 Marshall Barnes (1923)
 Brinkley Barnett (1911, 12, 13)
 Wayne Barnett (1963)
 Dale Barnstable (1947, 48, 49, 50)
 Bruce Bartee (1918, 19)
 Bobby Barton (Mgr.) (1967)
 Will Barton (Mgr.) (2010, 11, 12, 14)
 Arthur Bash (1918)
 Arthur Bastin (1918)
 Jay Bayless (1955, 56, 57)
 Dickey Beal (1981, 82, 83, 84)
 Ralph Beard (1946, 47, 48, 49)
 Bret Bearup (1981, 82, 83, 84, 85)
 Todd Bearup (1991)
 Thomas Beatty (1911, 12)
 Ed Beck (1955, 56, 57, 58)
 Twany Beckham (2012, 13)
 Cecil Bell (1931, 32)
 Maurice Bell (1944)
 Tommy Belt (1956)
 Winston Bennett (1984, 85, 86, 88)
 Kerry Benson (2008)

Cliff Berger (1965, 66, 67, 68)
 Taylor Berryman (Mgr.) (2019)
 Jim Bersot (1962)
 Jim Beshears (1962)
 Henry Besuden (1925, 26)
 Bill Bibb (1954, 55)
 Arthur Bicknell (Mgr.) (1940)
 J.W. Biggerstaff (1933)
 Doug Billips (Mgr.) (1969, 70)
 Calvin Bird (1958)
 Jerry Bird (1954, 55, 56)
 Darryl Bishop (1972)
 Frank Blackard (1962)
 James Blackmon (1984, 85, 86, 87)
 Crittenden Blair (1932, 34)
 Hubert Blakey (1920)
 Zeb Blankenship (1946)
 William Blanton (1923)
 Eric Bledsoe (2010)
 J.P. Blevins (1999, 2000, 01, 02)
 Harry Bliss (1935, 36)
 Bruce Boehler (1942)
 Keith Bogans (2000, 01, 02, 03)
 J. David Bolen (Mgr.) (1996, 97, 98)
 Devin Booker (2015)
 Michael Boorman (Mgr.) (2016, 17, 18, 19)
 Ralph Boren (1923, 24)
 Brad Bounds (1964, 65, 66, 67)
 Barret Bouska (Mgr.) (2018, 19)
 Sam Bowie (1980, 81, 82, 83, 84)
 Junior Braddy (1990, 91, 92, 93)
 Michael Bradley (1998, 99)
 Ramel Bradley (2005, 06, 07, 08)
 Travis Branham (Mgr.) (2016)
 Bob Brannum (1944, 47)
 Brandy Brandstetner (1912)
 Bob Brannun (1944, 47))
 Don Branson (1905, 06)
 Jeff Brassow (1990, 91, 92, 93, 94)
 Wayne Breeden (Mgr.) (1983)
 John Brewer (1954, 55, 56, 57)
 Leo Brewer (1907, 08)
 Melvin Brewer (1941, 42, 43)
 Leonard C. Bridges (Mgr.) (1910)
 Chris Briggs (Mgr.) (2002, 03, 04)
 Isaiah Briscoe (2016, 17)
 Dick Brodersen (1963)
 Jake Bronston (1929, 30, 31)
 Curt Brown (1964)
 Dale Brown (1992, 93)
 William Brown (1957)
 Steve Bruce (1987)
 Al Bruno (1949)
 Thomson Bryant (1905, 06, 07)
 Nathaniel Buis (1944)
 Carey Burchett (Mgr.) (1934)
 Carroll Burchett (1959, 60, 61, 62)
 Lawrence Burnham (1919, 20, 22, 23)
 Kyle Burns (Mgr.) (2018, 19)
 Bob Burrow (1955, 56)
 Bill Busey (1967, 68, 69, 70)
 Paul Bussee (1954)
 John Butcher (1955)
 Travis Butler (1967)
 Bernie Butts (1960, 61)

Kirk Byars (Mgr.) (1963)
 Leroy Byrd (1984, 85, 86)

C

Ronnie Cain (1956)
 Brad Calipari (2017, 18, 19)
 Craig Callihan (Mgr.) (2008, 09, 10)
 Gerry Calvert (1954, 55, 56, 57)
 Jules Camara (1999, 2000, 01, 02, 03)
 Albert Campbell (1948)
 George Campbell (Mgr.) (1935)
 John Campbell (1910, 11)
 Kenton Campbell (1945, 46, 47, 48)
 Patrick Campbell (1917, 18)
 Will Campbell (Mgr.) (2007, 08, 09, 10)
 Burgess Carey (1925, 26)
 Ralph Carlisle (1935, 36, 37)
 Armiel Carman (Mgr.) (1916)
 Josh Carrier (2002, 03, 04, 05)
 Rashaad Carruth (2002)
 Jared Carter (2006, 07, 08, 09)
 Dwane Casey (1976, 77, 78, 79)
 Mike Casey (1967, 68, 69, 71)
 Billy Ray Cassady (1955, 56, 57, 58)
 Billy Cassity (1963)
 Lindle Castle (1951)
 Willie Cauley-Stein (2013, 14, 15)
 Milton Cavana (1931)
 Bill Chambers (1945)
 J.S. Chambers (Mgr.) (1909)
 Jan Chancellor (1964)
 Dan Chandler (1954, 55)
 Rex Chapman (1987, 88)
 Wayne Chapman (1964)
 Adam Chiles (2002)
 Kirk Chiles (1968, 72)
 Ronald Clark (1952)
 Truman Claytor (1976, 77, 78, 79)
 Tom Clemmons (1968)
 Steve Clevenger (1965, 66, 67, 68)
 Jesse Clinger (Mgr.) (2017, 18)
 Marion Cluggish (1938, 39, 40)
 Stan Cluggish (1940)
 Sonny Cobb (1956)
 Bonnie Coffman (1959, 60)
 Sid Cohen (1959, 60)
 Lincoln Collinsworth (1955, 56, 57, 58)
 Carl Combs (1940, 41)
 Cecil Combs (1928, 29, 30)
 Charles Combs (1936, 37, 38)
 Larry Conley (1963, 64, 65, 66)
 Jimmy Dan Conner (1972, 73, 74, 75)
 George Cooke (1952)
 Joe Coons (1903, 04, 05)
 Clyde Cooper (1945)
 Tony Cooper (1991)
 Jim Corcoran (1956)
 Earl Cornett (1962)
 Paul Corum (1954, 55)
 Nealel Cosby (1952)
 Bernard Coté (2003, 04)
 E.A. Couch (1957, 58)
 Scott Courts (1978)
 Mark Coury (2007, 08)
 DeMarcus Cousins (2010)
 Fred Cowan (1978, 79, 80, 81)

Jeremiah Cox (Mgr.) (2004, 05, 06)
 Johnny Cox (1956, 57, 58, 59)
 Hugh Coy (1954)
 Gary Crabtree (1962)
 John Craig (1936)
 Mark Crain (1960)
 Wes Cravens (1944)
 Joe Crawford (2005, 06, 07, 08)
 John Crigler (1955, 56, 57, 58)
 Louis Crigler (1957)
 George Critz (1961, 62, 63, 64)
 Johnny Crocket (1946)
 Larry Crosby (Mgr.) (1965)
 John S. Crosthwaite (1910)
 Lawrence Crump (1931)
 Albert Cummins (1947)
 Jess Curry (1954)
 Fred Curtis (1937, 38, 39)
 Hank Curtis (Mgr.) (2017, 18)

D

Tommy Dale (1964)
 Louie Dampier (1964, 65, 66, 67)
 Erik Daniels (2001, 02, 03, 04)
 Darrell Darby (1931, 32, 33)
 Howard Dardeen (1958, 59)
 Ed Davener (1985, 86, 87, 88)
 Johnny David (2016, 17, 18, 19)
 Anthony Davis (2012)
 A.J. Davis (Mgr.) (2006)
 Berkley Davis (1932, 34)
 Bill Davis (1933, 34)
 Bruce Davis (1935, 36)
 Johnathon Davis (1988, 89, 90, 91)
 Mulford Davis (1943, 46, 47)
 Robert Davis (1936, 37, 38)
 William Davis (1933, 34)
 Gene Dauer (1968)
 Roger Day (1948, 49, 50)
 David Deaton (Mgr.) (1989)
 Ted Deeken (1961, 62, 63, 64)
 Claire Dees (1928, 29)
 Vince Del Negro (1961)
 Tony Delk (1993, 94, 95, 96)
 Adam Delph (2009)
 John "Frenchy" DeMoisey (1932, 33, 34)
 Truitt DeMoisey (1944)
 Harry Denham (1938, 39, 40)
 Rodney Dent (1993, 94)
 Dickie Derrickson (1945)
 Hamidou Diallo (2017, 18)
 Jim Dinwiddie (1967, 68, 69, 70, 71)
 Joseph Dishman (1918, 19)
 Darnell Dodson (2010)
 Arthur Donan (1906)
 Mike Dolan (Mgr.) (1952, 54)
 Warfield Donohue (1935, 36, 37)
 Tommy Dorsey (1956)
 Harold Downing (1908)
 Pat Doyle (1960, 61, 62, 63)
 Rick Drewitz (1971, 72, 73, 74)
 Chester Duff (1945)
 Hunter Durham (Mgr.) (1961, 62)
 James Durham (1945)
 Cliff Dwyer (1952)

E

David Eakins (1958)
 Ray Edelman (1971, 72, 73, 74)

Allen Edwards (1995, 96, 97, 98)
 Leroy Edwards (1935)
 Michael Elgin (Mgr.) (2014, 15, 16)
 Russell Ellington (1935, 36)
 Cecil Ellis (1910)
 LeRon Ellis (1988, 89)
 Randy Embry (1962, 63, 64, 65)
 Kenneth England (1941, 42)
 Anthony Epps (1994, 95, 96, 97)
 Marquis Estill (2000, 01, 02, 03)
 Frank Etscorn (1941, 42)
 Bill Evans (1951, 52, 54, 55)
 Clay Evans (1954)
 Heshimu Evans (1997, 98, 99)
 Mark Evans (Mgr.) (2010, 11, 12)
 William Evans (Mgr.) (1942)
 John Everett (1919, 20)

F

H.L. Farmer (1912, 13)
 John Farmer (1968)
 Richie Farmer (1989, 90, 91, 92)
 Keith Farnsely (1939, 40, 41)
 John Farris (Mgr.) (1992, 94, 95)
 J.B. Faulconer (Mgr.) (1939)
 Allen Feldhaus (1959, 60, 61, 62)
 Deron Feldhaus (1988, 89, 90, 91, 92)
 John Ferguson (Mgr.) (1971)
 Fred Fest (1921, 22, 23)
 Gerald Fitch (2001, 02, 03, 04)
 Garrett Fitzpatrick (Mgr.) (1941)
 George Fletcher (Mgr.) (1980, 81)
 EJ Floreal (2014, 15, 16)
 Chigger Flynn (Mgr.) (1956)
 Doug Flynn (1970)
 James Flynn (1952)
 Mike Flynn (1972, 73, 74, 75)
 Travis Ford (1991, 92, 93, 94)
 Wayne Foust (1923)
 Bob Fowler (1976)
 De'Aaron Fox (2017)
 Walter Fox (1907, 08, 09, 10)
 Mort Fraley (1967)
 Don Frazier (1954)
 Jeremy French (Mgr.) (2007, 08, 09)
 Ray Frudenberger (1963)
 Jim Fulcher (1962)
 Clifford Fuller (1921)

G

Wenyen Gabriel (2017, 18)
 Jake Gaiser (1910, 11, 12)
 Kevin Gallagher (Mgr.) (2018, 19)
 Kevin Galloway (2009)
 Gary Gamble (1965, 66, 67, 68)
 Charles Gates (1933)
 Sam Gates (1935, 36)
 Kenneth Gayheart (Mgr.) (1990, 91, 92, 94)
 Robert Gayheart (Mgr.) (1989)
 D.J. Geddes (Mgr.) (2001, 02, 03, 04, 05)
 Gordan George (1932)
 Chris Gettelfinger (1978, 79, 80, 81)
 Mickey Gibson (1963, 64)
 Elmer Gilb (1927, 28, 29)
 Shai Gilgeous-Alexander (2018)
 Jeff Ginnan (1989)
 Logan Gipe (1954)
 Jack Givens (1975, 76, 77, 78)

Max Glickman (1918)
 Tom Gobel (1961)
 Ed Godbey (1959)
 Don Godby (1954)
 James Goforth (1935, 36, 37)
 Zach Goines (Mgr.) (1996, 97, 98, 99)
 James Goodman (1938, 39)
 Robbie Goodman (Mgr.) (2018)
 Steve Goodson (Mgr.) (2002, 03, 04, 05)
 Archie Goodwin (2013)
 Buddy Goodwin (1958)
 William Goodwin (1903)
 Harry Gorham (1944)
 Ed Gough (1938)
 Edward Grant (1964)
 Phil Grawemeyer (1954, 55, 56)
 Sean Gray (Mgr.) (1994, 95, 96, 97)
 Randy Gregory (Mgr.) (2016, 17, 18, 19)
 Quade Green (2018, 19)
 Steve Green (1974)
 Kevin Grevey (1972, 73, 74, 75)
 Pete Grigsby (1954)
 William Griffith (Mgr.) (1929)
 Alex Groza (1945, 47, 48, 49)
 George Gumbert (1914, 15, 16, 17)
 Bob Guyette (1972, 73, 74, 75)
 J. White Guyn (1903, 04)

H

Charles Hadden (1955)
 Cliff Hagan (1951, 52, 54)
 Joseph Hagan (1936, 37, 38)
Ashton Hagans (2019)
 Jerry Hale (1972, 73, 74, 75)
 Dan Hall (1975, 1976)
 Mark Halsell (2009)
 Bill Hamm (1943)
 Reggie Hanson (1988, 89, 90, 91)
 Roger Harden (1983, 84, 85, 86)
 John Hardwick (1957)
 Philip Haring (Mgr.) (1936, 38)
 Sam Harper (1962, 63, 64)
 Tom Harper (1961, 62, 63, 64)
 Carson Harrelld (Mgr.) (1965, 66)
 Josh Harrellson (2009, 10, 11)
 Alfred Harris (Mgr.) (2018, 19)
 Jim Harris (1968, 69)
 Ramon Harris (2007, 08, 09, 10)
 Aaron Harrison (2014, 15)
 Andrew Harrison (2014, 15)
 Chris Harrison (1992, 93, 94, 95)
 W.C. Harrison (1911, 12)
 Ryan Harrow (2013)
 Derrill Hart (1910, 11, 12, 16)
 Merion Haskins (1974, 75, 76, 77)
 Robert Hatchett (Mgr.) (2012, 13, 14)
 Walter Hatcher (1937)
 Vernon Hatton (1956, 57, 58)
 Cliff Hawkins (2001, 02, 03, 04)
 Dominique Hawkins (2014, 15, 16, 17)
 Basil Hayden (1920, 21, 22)
 Chuck Hayes (2002, 03, 04, 05)
 Elmo Head (1937, 38, 39)
 Bob Hehl (1946)
 Tom Heilbron (1958)
 Bob Heinrich (1963)
 Charles Heinrich (1963)
 Charles Heinrich (1935)
 Matt Heissenbuttel (2001, 02, 03, 04)



Tom Heitz (1980, 81, 82, 83, 84)
 Bill Heizer (1927)
 G. Foster Helm (1924, 25, 26, 27)
 Robert Henne (1948, 49)
 Joseph Herman (1906)
 Tyler Herro (2019)
 Will Herschelmann (Mgr.) (2006, 07, 08, 09)
 Arville Hickerson (1926)
 Billy Hill (1956)
 Darryl Hill (1962)
 Walter Hirsch (1948, 49, 50, 51)
 Walter Hodge (1937, 39)
 Ryan Hogan (1998, 99)
 Joe Holland (1946, 47, 48)
 Joey Holland (1974, 75, 76)
 Kent Hollenbeck (1969, 70, 71, 72)
 Mike Homa (1948)
 Jon Hood (2010, 11, 12, 13, 14)
 Derrick Hord (1980, 81, 82, 83)
 Lucas Houchin (Mgr.) (2017)
 Aaron Howard (Mgr.) (1998, 99, 2000,
 01, 02)
 Mike Howard (Mgr.) (1996, 97, 98)
 Dick Howe (1955, 57, 58)
 Jim Howe (1945)
 Lee Huber (1939, 40, 41)
 Allen Hughes (1958)
 Charles Hughes (1924, 25)
 James Hughes (1932)
 Lowell Hughes (1957, 58, 59)
 Isaac Humphries (2016, 17)
 Harry Hurd (1959, 60, 61, 62)
 Charles Hurt (1980, 81, 82, 83)

I
 Robert Ireland (1916, 17)
 Charles Ishmael (1962, 63, 64)
 Dan Issel (1967, 68, 69, 70)

J
 Ralph Jackowski (1938)
 Maurice Jackson (1933)
 Thad Jaracz (1965, 66, 67, 68)
 James Jarrell (1969)
 Derrick Jasper (2007, 08)
 Ernie Jefferson (1939)
 Irvine Jeffries (1928)
 Cedric Jenkins (1985, 86, 87, 88)
 Paul Jenkins (1926, 27, 28)
 Ned Jennings (1958, 59, 60, 61)
 Herbert Jerome (1934)
 Bert Johnson (1935)
 Danny Jett (Mgr.) (2003)
 Dakari Johnson (2014, 15)
 Ellis Johnson (1931, 32, 33)
 Keldon Johnson (2019)
 Larry Johnson (1974, 75, 76, 77)
 Phil Johnson (1955, 56, 58, 59)
 Walter Johnson (1944)
 Buck Jones (1968)
 Chris Jones (1989)
 Terrence Jones (2011, 12)
 Wallace Jones (1946, 47, 48, 49)
 James Jordan (1947, 48)
 David Judy (Mgr.) (2000, 01, 02)

K
 Nes Kanter (2011)
 Charles Keller (1952)

Charlie Keller (1919)
 Pat Kelly (1905)
 William P. Kemper (Mgr.) (1905)
 Brady Kennedy (Mgr.) (2013, 14, 15, 16)
 Ron Kennett (1962, 63, 64, 65)
 Ralph Kercheval (1933)
 Stan Key (1969, 70, 71, 72)
 Michael Kidd-Gilchrist (2012)
 Jeff Kidder (Mgr.) (1989)
 Sacha Killeya-Jones (2017, 18)
 Henry Kimbrough (1912)
 Arlan King (1950)
 James King (1940, 41, 42)
 Kenneth King (1922)
 William King (1921, 22, 24, 25)
 Howard Kinne (1915, 17)
 A.M. Kirby (Mgr.) (1907)
 James Kittrell (1926)
 William Kleiser (1930, 31, 32)
 Edwin Knadler (1927)
 Brandon Knight (2011)
 Nate Knight (2000)
 Kevin Knox (2018)
 Mark Krebs (2008, 09, 10)
 Howard Kreuter (1932, 33)
 Tommy Kron (1963, 64, 65, 66)

L
 Skal Labissière (2016)
 Art Laib (1968, 69, 70)
 Doron Lamb (2011, 12)
 George Lambros (1950)
 Ed Lander (1942, 43)
 Paul Lansow (1951)
 Bo Lanter (1980, 81, 82)
 Tod Lanter (2013, 14, 15)
 Jason Lathrem (1996)
 Allan Lavin (1931)
 Bob Lavin (1919, 20, 21, 22)
 Brad Lawless (1977)
 Dave Lawrence (1933, 34, 35)
 Roger Layne (1950, 51)
 James Lee (1975, 76, 77, 78)
 Marcus Lee (2014, 15, 16)
 Ken Lehkamp (Mgr.) (1956, 57)
 Alex Legion (2008)
 Jim LeMaster (1965, 66, 67, 68)
 Preston LeMaster (2003, 04, 05, 06)
 Larry Lentz (1963, 64, 65, 66)
 Morris Levin (Mgr.) (1931)
 Garland Lewis (1934, 35, 36)
 Billy Ray Lickert (1958, 59, 60, 61)
 DeAndre Liggins (2009, 10, 11)
 James Line (1947, 48, 49, 50)
 Shelby Linville (1950, 51, 52)
 Zach Lipson (Mgr.) (2011, 12)
 Ercel Little (1931, 32)
 Steve Lochmueller (1972, 73, 74, 75)
 Robert Lock (1985, 86, 87, 88)
 Brian Long (2012, 13, 14, 15)
 Wayland Long (1968)
 Lawrence Longworth (1916, 17)
 Darrell Lorange (1946)
 Nick Lutz (1936)
 Trey Lyles (2015)
 June Lyons (1928)
 Ronnie Lyons (1971, 72, 73, 74)
 Wendell Lyons (1971, 72)

M
 Kyle Macy (1977, 78, 79, 80)
 Richard Madison (1985, 86, 87, 88)
 Jamaal Magloire (1997, 98, 99, 00)
 Sam Malone (2012, 13, 14, 15)
 Vince Manna (Mgr.) (2018, 19)
 Eric Manuel (1988, 89)
 Dustin Marr (Mgr.) (2006, 07, 08)
 Ben Marsh (1916, 17, 18, 19)
 Egbert Marshall (1927)
 Will Martin (Mgr.) (2009, 10, 11, 12)
 Gimel Martinez (1991, 92, 93, 94)
 Frank Marx (1910, 11)
 Jamal Mashburn (1991, 92, 93)
 Steve Masiello (1997, 98, 99, 2000)
 Luke Mason (Mgr.) (2007, 08)
 Jim Master (1981, 82, 83, 84)
 James Mathewson (1942)
 Tony Mathis (1989)
 Charles Matthews (2016)
 Harvey Mattingly (1932)
 Bill Maupin (1956)
 Charles Maxson (Mgr.) (1933)
 Jack May (Mgr.) (1935, 36)
 Todd May (1983)
 Julius Mays (2013)
 Robert Mayhall (1974)
 John McAdam (Mgr.) (1970)
 Paul McBrayer (1928, 29, 30)
 Cecil McCarty (1957)
 Walter McCarty (1993, 94, 95, 96)
 Bob McCowan (1968, 69, 70, 72)
 Jim McDonald (1959, 60, 61, 62)
 James McFarland (1924, 25, 26)
 Skip McGaw (1990)
 Brian McGree (Mgr.) (2016, 17, 18)
 Lawrence McGinnis (1928, 29, 30)
 Louis McGinnis (1929, 30, 31)
 Dan McHale (Mgr.) (1998, 99, 2000, 01)
 John McIntosh (1935, 36, 37)
 Garnett McKenney (1917, 18)
 Troy McKinley (1982, 83, 84, 85)
 J. McKinney (Mgr.) (1936, 37)
 Fred McLane (1928, 29, 30)
 Lewis McManus (1956, 57)
 Malcom McMulle (1946, 47)
 Jim Meek (1958)
 Giles Meadors (Mgr.) (1912)
 Jodie Meeks (2007, 08, 09)
 Ron Mercer (1996, 97)
 Hub Metry (Mgr.) (1964, 65)
 Brett Miller (Mgr.) (2010, 11, 12)
 Darius Miller (2009, 10, 11, 12)
 David Miller (1973, 74)
 Derrick Miller (1987, 88, 89, 90)
 Larry Miller (1972)
 Len Miller (1928, 29)
 Cameron Mills (1995, 96, 97, 98)
 Chris Mills (1989)
 Don Mills (1957, 58, 59, 60)
 Dusty Mills (2008)
 Ray Mills (1954, 55, 56, 57)
 Terry Mills (1967, 68, 69, 70, 71)
 Stanley Milward (1928, 29, 30)
 Will Milward (1924, 25)
 Dirk Minniefield (1980, 81, 82, 83)
 Billy Mitchell (1964)
 Donnie Mitts (1964)
 Terry Mobley (1962, 63, 64, 65)

Nazr Mohammed (1996, 97, 98)
 Gayle Mohney (1926)
 Malik Monk (2017)
EJ Montgomery (2019)
 George Montgomery (1903)
 Joel Moody (1959)
 Bob Moore (Mgr.) (1950, 51, 52)
 Caleb Moore (Mgr.) (2000, 01, 02, 03)
 Eric Moore (Mgr.) (1989)
 Johnny Moran (Mgr.) (2016, 17, 18, 19)
 Ralph Morgan (1913, 14, 15)
 Read Morgan (1950, 51)
 John Morris (1933)
 Jonathan Morris (Mgr.) (2005)
 Randolph Morris (2005, 06, 07)
 Walter Morris (1919)
 Jeff Morrow (Mgr.) (1989, 90, 91, 92)
 Marc Moseley (1973)
 Tom Moseley (1943, 44)
 Ravi Moss (2003, 04, 05, 06)
 Thomas Mossberger (1957)
 Mychal Mulder (2016, 17)
 Kevin Murphy (Mgr.) (1998, 99, 2000)
 Zach Murphy (Mgr.) (2005, 06, 07, 08)
 Jamal Murray (2016)

N

Cotton Nash (1961, 62, 63, 64)
 Gene Neff (1951, 52)
 Alonzo Nelson (1945)
 Charles Neville (1964)
 Roger Newman (1957, 61)
 C.M. Newton (1950, 51)
 David Nile (1961)
 Tommy Nichols (1936)
 Brad Noe (Mgr.) (2006)
 Nerlens Noel (2013)
 Paul Noel (1943)
 Randy Noll (1969, 70)
 Vernon Nugent (1933)

O

Lukasz Obrzut (2004, 05, 06, 07)
 Mike O'Connell (1951)
 Dan Omlor (Mgr.) (1964)
 Bernard Opper (1937, 38, 39)
 Andrew Orтели (Mgr.) (2012, 13, 14, 15)
 Donald Orme (1940, 41)
 Daniel Orton (2010)
 Hays Owens (1928, 29, 30)

P

Scott Padgett (1995, 97, 98, 99)
 Harold Park (Mgr.) (1945)
 Randy Page (1968)
 James Park (1912, 14)
 Clyde Parker (1943)
 Ed Parker (Mgr.) (1919)
 Glen Parker (1944)
 J. Ed Parker (1944, 45, 46, 47)
 Jason Parker (2001, 02)
 Tom Parker (1969, 70, 71, 72)
 Jack Parkinson (1944, 45, 46, 48)
 Michael Parks (1990, 91)
 Dick Parsons (1958, 59, 60, 61)
 Patrick Patterson (2008, 09, 10)
Alexander "Zan" Payne (2019)
 Tom Payne (1971)
 Bart Peak (1916, 17)

Len Pearson (1950)
 John Pelphrey (1988, 89, 90, 91, 92)
 Doug Pendygraft (1961, 62)
 E.S. Penick (1943)
 Steve Penhorwoody (1970, 71)
 Blake Perkins (Mgr.) (2013, 14, 15, 16)
 Bobby Perry (2004, 05, 06, 07)
 Dan Perry (1970, 71, 72)
 Dwight Perry (2007, 08, 09)
 George Perry (Mgr.) (1954)
 Phil Phelps (1955)
 Mike Phillips (1975, 76, 77, 78)
 Frank Phipps (1927)
 Bill Pieratt (1960)
 Ed Pierce (1903)
 Matt Pilgrim (2009)
 Wayne Plummer (1909, 10)
 Jarrod Polson (2011, 12, 13, 14)
 Kenneth Polson (1927)
 Randy Pool (1967, 68, 69, 70)
 Stacey Poole (2011)
 Mark Pope (1994, 95, 96)
 Michael Porter (2007, 08, 09)
 Tommy Porter (1965, 66, 67, 68)
 Shelby Post (1908, 09, 10)
 Sam Potter (1934, 35)
 William Poyntz (1921, 22, 23)
 Alex Poythress (2013, 14, 15, 16)
 Gerald Powell (1961)
 Dickie Prater (1951)
 Mike Pratt (1967, 68, 69, 70)
 R.C. Preston (1911, 12, 13, 14)
 Woodrow Preston (1952)
 Dwight Price (1951)
 Jared Prickett (1993, 94, 95, 97)
 Tayshaun Prince (1999, 2000, 01, 02)
 Linville Puckett (1954, 55)
 Dillon Pulliam (2016, 17, 18)
 Larry Pursiful (1959, 60, 61, 62)

Q

Immanuel Quickley (2019)

R

Denny Radabaugh (1962, 63)
 Henry Rambo (1957)
 Frank Ramsey (1951, 52, 54)
 Lloyd Ramsey (1941, 42)
 Tripp Ramsey (Mgr.) (1976, 77)
 Julius Randle (2014)
 Jeff Ray (1973)
 Robert Reynolds (Mgr.) (1932)
 Al Reynolds (1945)
 Rodrick Rhodes (1993, 94, 95)
 A.T. Rice (1922, 23, 24, 25)
 Bobby Rice (1960)
 Dick Richards (1933)
Nick Richards (2018, 19)
 Stanley Ridd (1912)
 S.H. Ridgeway (1920, 21)
 Andre Riddick (1992, 93, 94, 95)
 Sam Ridgway (1920, 21)
 Carl Riefkin (1923, 24)
 Pat Riley (1964, 65, 66, 67)
 Ruric Roark (1904)
 Roy Roberts (1959, 60, 61, 62, 63)
 Jess Robertson (1941)
 Louis Robertson (1941, 42)
 Rick Robey (1975, 76, 77, 78)

Al Robinson (1958, 59, 60)
 William "Doc" Rodes (1917)
 William Rodes (1909, 10)
 Andrew Rogers (Mgr.) (2010)
 Karl Rohs (1924, 25)
 Don Rolfes (1962, 63)
 Kenneth Rollins (1943, 47, 48)
 Rajon Rondo (2005, 06)
 Van Buren Ropke (1927)
 Gayle Rose (1951, 52, 54, 55)
 Jimmy Rose (1963)
 Harold Ross (1955, 56, 57, 58)
 Ben Roth (Mgr.) (1915)
 Layton Rouse (1938, 39, 40)
 Willie Rouse (1951, 52, 54)
 Jerry Rump (1960)
 Joe Rupert (1933)
 Herky Rupp (1959, 60, 61, 62)
 Tony Russell (Mgr.) (1994, 95, 96, 97)

S

Forest Sale (1931, 32, 33)
 Chad Sanders (Mgr.) (2007, 08, 09, 10)
 Matt Scherbenke (2008, 09)
 Jack Schifflin (1945)
 Steve Schmitt (1968)
 Charles Schrader (1914, 16, 17)
 Wilber Schu (1943, 44, 45, 46)
 Otto Schwant (1915, 16)
 Fred Scott (1956)
 Herschel Scott (1913, 14, 15)
 Mike Scott (1987, 88, 89)
 Leon Sczepanski (1955)
 Jason Seamonds (Mgr.) (1998, 99)
 Cory Sears (2001, 02)
 Brian Sensibaugh (Mgr.) (2014)
 Jim Server (1915, 16)
 Evan Settle (1932, 33, 34)
 Arthur Shanklin (1918)
 Shelby Shanklin (1907, 08, 10)
 Brown Sharp (1952)
 Roy Sharp (1957)
 James Sharpe (1927)
 Hubbard Shawhan (1910)
 Bobby Shepherd (1957)
 Jeff Sheppard (1994, 95, 96, 97, 98)
 Jay Shidler (1977, 78, 79, 80)
 Terry Shigg (1987)
 Oliver Simmons (1996, 97)
 Boone Simpson (1919)
 Larue Simpson (1962)
 Glenn Sims (Mgr.) (1973)
 Rekalin Sims (2006)
 George Skinner (1931, 32, 33)
 Landon Slone (2009)
 Bobby Slusher (1958, 59)
 Will Smether (1948)
 Adrian Smith (1957, 58)
 Bill Smith (1955, 56, 57, 58)
 Doug Smith (Mgr.) (2006)
 G.J. Smith (1972, 73, 74, 75)
 Gilbert Smith (1920, 21, 22, 23)
 Greg Smith (1972)
 Saul Smith (1998, 99, 00, 01)
 Mark Soderberg (1969, 70, 71)
 Bob Sparkman (1960)
 Ernest Sparkman (1945)
 Patrick Sparks (2005, 06)
 Devlin Sparrow (1961)



Benny Spears (1967, 68)
 Larry Spears (1938)
 Bill Spicer (1936)
 Carey Spicer (1929, 30, 31)
 Charles Spilman (1923)
 Bill Spivey (1950, 51, 52)
 Vincent Splane (1942)
 Claire St. John (1904)
 Carl Staker (1940, 41, 42)
 Larry Stamper (1970, 71, 72, 73)
 Greg Starrick (1968, 69)
 John Steele (1954)
 Larry Steele (1968, 69, 70, 71)
 Oliver Steele (1926)
 Elmore Stephens (1972)
 Tim Stephens (1977, 78, 79)
 Warren Stephens (1957)
 Perry Stevenson (2007, 08, 09, 10)
 A.J. Stewart (2008, 09)
 Gene Stewart (1964, 65, 66, 67)
 Bobby Stilz (1936)
 Brian Stocker (Mgr.) (1994, 95, 96, 97)
 Brandon Stockton (2003, 04, 05, 06)
 Marvin Stone (2000, 01, 02)
 Neville Stone (1908)
 John Strogh (1945, 48, 49)
 Robert Strohm (1937)
 Guy Strong (1950, 51)
 Michael Stump (Mgr.) (2014, 15, 16, 17)
 Barkley Sturgill (1946)
 William Sturgill (1945, 46)
 Don Sullivan (Mgr.) (1978, 79)
 Anthony Summers (Mgr.) (1998, 99, 2000)
 Bill Surface (Mgr.) (1955)
 Mike Surface (1959)
 Sean Sutton (1988, 89)
 Todd Svoboda (1993)
 Dan Swartz (1952)
 Steve Swennes (1968)
 Jhh Szalay (1964)

T

Todd Tackett (1999, 2000, 01)
 Bob Tallent (1965, 66, 67)
 Thomas Tanner (1910)
 Spencer Tatum (Mgr.) (1989, 90, 91, 92)
 Vincent Tatum (Mgr.) (1991, 92)
 Bob Taylor (1934, 35, 36)
 Marquis Teague (2012)
 Jackie Terrell (1954)
 Alan Theobald (Mgr.) (1968)
 H.C. Thomas (1918, 19)
 Henry Thomas (1990, 91, 92)
 Irving Thomas (1986, 87)
 Roger Thomas (Mgr.) (1982, 83)
 Shera Thomas (2004, 05, 06, 07)
 Alvin Thompson (1917)
 Homer Thompson (1937, 38, 39)
 Tommy Thompson (Mgr.) (1960)
 Jody Thompson (1991)
 Polk Threlkeld (1910)
 Bob Tice (1937)
 Milton Ticco (1941, 42, 43)
 Edward Tierney (1934, 35)
 Clarence Tillman (1979)
 Aminu Timberlake (1992, 93)
 Jack Tingle (1944, 45, 46, 47)
 Ralph Tipton (1960)

Carlos Toomer (1991, 92)
 Garland Townes (1948, 49, 50)
 Karl-Anthony Towns (2015)
 Len Tracy (1925)
 Reid Travis (2019)
 John Trivette (1938)
 Bill Trott (1929, 30, 31)
 Lou Tsiropoulos (1951, 52, 54)
 Jack Tucker (1933, 34, 35)
 Frank Tully (1965)
 Wayne Turner (1996, 97, 98, 99)
 Melvin Turpin (1981, 82, 83, 84)
 Paul Turrell (1935)
 William P. Tuttle (1912, 13, 14, 15)

U

Tyler Ullis (2015, 16)
 Eiki Umezaki (Mgr.) (1989)
 Lovell Underwood (1924, 25, 26)
 Gary Utz (1974)

V

Jarred Vanderbilt (2018)
 Eloy Vargas (2011, 12)
 Robert Vent (Mgr.) (2018, 19)
 Chuck Verderber (1979, 80, 81, 82)
 Frank Vogel (Mgr.) (1996)
 John Vogt (1903)
 George Vulich (1944, 45)

W

George Waggoner (1961)
 Antoine Walker (1995, 96)
 Harris Walker (1938)
 J. Rice Walker (1936, 37, 38)
 Kenny Walker (1983, 84, 85, 86)
 John Wall (2010)
 Jay Wallace (1926)
 Reggie Warford (1973, 74, 75, 76)
 PJ Washington (2018, 19)
 Lawrence Waters (1905)
 James Wathen (1957)
 Robert Watson (1950, 51, 52)
 Jim Weber (1943, 46)
 James Wells (1951)
 Jimmy Weiland (1951)
 A.J. Weisenberger (1911, 12, 13)
 Wylie B. Wendt (Mgr.) (1906)
 Leo Wenkley (Mgr.) (1930)
 Randy Whaley (1951)
 Clint Wheeler (1967, 68, 69, 70, 71)
 Larry Wheeler (1961)
 Lucian Whitaker (1950, 51, 52)
 Sam Whitaker (Mgr.) (2018, 19)
 Hubert White (1925)
 Waller White (1940, 41, 42)
 Don Whitehead (1944)
 Walter Whittaker (1950)
 Ernie Whitus (1974, 75)
 Ferdinand Wieman (1927)
 James Wilhelm (1920, 21, 22)
 William Wilkinson (1922, 23, 24)
 Adam Williams (2006)
 Donald Williams (2009)
 LaVon Williams (77, 78, 79, 80)
 Morakinyo Williams (2008)
 Steve Williams (1977)
 Derek Willis (2014, 15, 16, 17)
 Maury Wilson (1906, 07, 08)

W.C. Wilson (Mgr.) (1913)
 Kyle Wiltjer (2012, 13)
 Bob Windsor (1966)
 Dwayne Wingler (1955)
 Roger Wood (1973, 74)
 Sean Woods (1990, 91, 92)
 Ron Woodward (1963)
 Charles Worthington (1931, 32)
 Charles Wright (1905)
 H.J. Wurtele (1904)
 Paul Wyatt (1961)
 Tai Wynyard (2016, 17, 18)

Y

George Yates (1930, 31, 33)
 Humzey Yessin (Mgr.) (1946, 47, 48, 49)
 Singleton Yeary (1945)
 Rudy Yessin (1944)
 James Young (2014)

Z

Sam Zeaman (1946)
 George Zerfoss (1916, 18, 19)
 Karl Zerfoss (1913, 14, 15, 16)
 Tom Zerfoss (1914)
 Todd Ziegler (1985, 86, 77)

** List includes known freshman team members

^ Special thanks to Jon Scott

RETIRED JERSEYS

As the videotape rolls through the history of the Kentucky basketball program, the highlights are countless.

Eight national championships. Numerous Southeastern Conference titles. Last-second shots. The trophies. The net cutting. Victory upon victory. The pictures and images continue to roll.

Year after year, the Wildcats have contended for national championships and produced a host of All-Americans. The UK program also has stocked the NBA with top young talent.

But the ultimate honor for a Wildcat player or coach is to have his jersey retired. Through the years, 43 former players, coaches and contributors have received this recognition.

According to former UK sports information director Russell Rice, the first jersey retired was Layton "Mickey" Rouse, an All-SEC guard who captained the 1940 UK squad. At the annual banquet following the season, Coach Adolph Rupp surprised Rouse when he presented him with his entire uniform.

Following the 1949 season, Rupp honored the four seniors from the back-to-back national championship teams — Cliff Barker, Ralph Beard, Alex Groza and Wallace "Wah Wah" Jones, along with 1948 team captain Kenny Rollins

— by retiring their jerseys and stating that their numbers would never be worn again by a Kentucky player. It was then that they were tagged "the Fabulous Five" after Rupp made mention there would never be another team that "fabulous."

However, with the streamlining of jersey numbers by the NCAA, the jerseys are retired but the numbers remain active.

Two contributors have been selected for the basketball program's highest honor, including the late Cawood Ledford, the radio "Voice of the Wildcats" for 39 years. In 1997, Bill Keightley, the lovable and dedicated equipment manager known as "Mr. Wildcat," also was selected. And the great coaches have been honored as well — Rupp, Joe B. Hall and Rick Pitino.

Each selection has been presented with a framed jersey and a banner proudly hangs from the Rupp Arena rafters.

An individual must be a member of the Hall of Fame and be 10 years removed from a UK athletics Hall of Fame career to be eligible for jersey retirement. A committee consisting of Hall of Famers, media members, campus representatives, and current coaches and administrators elects new inductees each year. A subcommittee also considers possible jersey retirements.

In recognition of outstanding contributions to the University of Kentucky basketball program, the UK Athletics Department has retired jerseys honoring the following:



Basil Hayden
1920-22



56 - Burgess Carey
1925-26



Carey Spicer
1929-31



Adolph Rupp
Head Coach - 1931-72



Forest "Aggie" Sale
1931-33




7 - John "Frenchy" DeMoisey
1932-34



4 - Layton "Mickey" Rouse
1938-40



**26 - Kenny Rollins*
1943, 47-48




**15 - Alex Groza*
1945, 47-49



**12 - Ralph Beard*
1946-49



**27 - Wallace Jones*
1946-49




**22 - Cliff Barker*
1947-49



77 - Bill Spivey
1950-51




**30 - Frank Ramsey*
1951-52, 54



**6 - Cliff Hagan*
1951-52, 54



***16 - Lou Tsiropoulos**
1951, 52-54




***42 - Billy Evans**
1952, 54-55




***20 - Gayle Rose**
1952, 54-55



Cawood Ledford
"Voice of the Wildcats"
1953-92



***22 - Jerry Bird**
1954-56



***44 - Phil Grawemeyer**
1954-56



50 - Bob Burrow
1955-56



52 - Vernon Hatton
1956-58




24 - Johnny Cox
1957-59




Bill Keightley
"Mr. Wildcat"
Equipment Manager
1962-2008




44 - Cotton Nash
1962-64



10 - Louie Dampier
1965-67




42 - Pat Riley
1965-67



44 - Dan Issel
1968-70



Joe B. Hall
Head Coach - 1973-85




35 - Kevin Grevey
1973-75




21 - Jack Givens
1975-78




53 - Rick Robey
1975-78




4 - Kyle Macy
1978-80




31-Sam Bowie
1980-81, 84




34 - Kenny Walker
1983-86




32 - Richie Farmer
1989-92




12 - Deron Feldhaus
1989-92



34 - John Pelphrey
1989-92




11 - Sean Woods
1990-92



24 - Jamal Mashburn
1991-93



Rick Pitino
Head Coach - 1990-97



00-Tony Delk
1993-96

★ Member of "The Fabulous Five,"
1948 national champions &
Olympic gold medalists

* Member of 1954 undefeated team



ALL-AMERICANS

A total of 55 Wildcats have earned All-America honors, as recognized by the NCAA. Of those players, 21 have been named consensus First Team All-America 26 times. The following is a chronological listing of all UK basketball players who have been named to the NCAA-recognized All-America teams, beginning with forward Basil Hayden in 1921. The NCAA currently utilizes the Associated Press, the National Association of Basketball Coaches, the U.S. Basketball Writers Association and The Sporting News to determine consensus All-Americans.

| PLAYER | YEAR | SELECTION BOARD |
|------------------|--------|--|
| Basil Hayden | 1921• | HF |
| Burgess Carey | 1925• | HF |
| Carey Spicer | 1929 | HF |
| | 1931 | HF |
| Paul McBrayer | 1930 | HF |
| Louis McGuinness | 1930 | CH-3rd |
| Forest Sale | 1932• | HF, CY, CH-1st |
| | 1933• | HF, CY, CH-1st |
| Ellis Johnson | 1933 | HF |
| John DeMoisey | 1934 | HF |
| William Davis | 1934 | CY-3rd |
| LeRoy Edwards | 1935• | HF, CY-2nd |
| Bernard Oppen | 1939•• | CY-1st |
| Lee Huber | 1941 | HF |
| Milt Tico | 1943 | Pic-3rd |
| Bob Brannum | 1944• | HF, TSN-1st, CY-2nd, Pic-2nd |
| Wilber Schu | 1945 | DD-2nd |
| Jack Parkinson | 1946•• | HF-1st, CY-1st, TM-3rd |
| Jack Tingle | 1946 | CY-3rd |
| | 1947 | TM-2nd, NABC-2nd |
| Ralph Beard | 1947• | HF-1st, CY-1st, TM-1st, NABC-2nd |
| | 1948• | AP-1st, HF-1st, CY-1st, TM-1st, NABC-1st |
| | 1949• | AP-1st, UPI-1st, LM-2nd, Col-1st, CY-1st, HF-1st, TSN-1st |
| Alex Groza | 1947• | HF-2nd, CY-2nd, TM-1st, NABC-1st |
| | 1948•• | AP-2nd, HF-2nd, CY-1st, TM-2nd, NABC-2nd |
| | 1949• | AP-1st, UPI-1st, LM-1st, CY-1st, HF-1st, TSN-1st |
| Wah Wah Jones | 1947 | HF-2nd, CY-2nd |
| | 1948 | CY-3rd, TM-3rd |
| | 1949•• | AP-2nd, UPI-1st, CY-1st, TSN-2nd |
| Jim Line | 1950 | UPI-3rd |
| Bill Spivey | 1950 | AP-3rd, UPI-3rd, INS-3rd, HF-3rd |
| | 1951• | AP-1st, UPI-1st, LM-1st, INS-1st, Col-1st, CY-1st, HF-1st, TSN-1st |

| PLAYER | YEAR | SELECTION BOARD |
|-------------------|--------|--|
| Frank Ramsey | 1951 | AP-3rd, UPI-3rd, CY-3rd, TSN-2nd |
| | 1952 | AP-2nd, UPI-2nd, CY-1st, HF-2nd, Ath-1st |
| | 1954•• | AP-2nd, UPI-2nd, LM-1st, INS-2nd, CY-1st, HF-2nd, TM-2nd, NABC-2nd |
| Cliff Hagan | 1952• | AP-1st, UPI-1st, Col-1st, INS-1st, CY-2nd, HF-1st, Ath-1st |
| | 1954• | AP-1st, UPI-1st, LM-2nd, INS-1st, NEA-1st, Col-1st, CY-2nd, HF-1st, To-2nd, NABC-1st |
| Robert Watson | 1952 | Ath-3rd |
| Bob Burrow | 1955 | AP-3rd, HF-2nd |
| | 1956•• | AP-3rd, UPI-3rd, LM-1st, NEA-2nd, Col-2nd, CY-2nd, HF-2nd, NABC-1st |
| Johnny Cox | 1957 | UPI-3rd, HF-3rd |
| | 1959• | AP-1st, UPI-2nd, NEA-2nd, NABC-1st, USBWA-1st, CY-1st, HF-1st, TSN-2nd |
| Vernon Hatton | 1958 | CY-1st, HF-1st |
| Billy Ray Lickert | 1961 | HF-2nd |
| Cotton Nash | 1962•• | AP-2nd, USBWA-1st, UPI-2nd, NABC-3rd, TSN-2nd, CA-1st |
| | 1963•• | AP-2nd, NABC-2nd, USBWA-1st, UPI-2nd, NEA-2nd, LM-2nd, CY-2nd, HF |
| | 1964• | AP-1st, NABC-1st, USBWA-1st, UPI-1st, TSN-2nd, CY-1st, HF |
| Louie Dampier | 1966•• | AP-1st, NABC-2nd, UPI-2nd, CY-1st, HF |
| | 1967•• | AP-2nd, NABC-3rd, UPI-3rd, CY-2nd, HF |
| Thad Jurecz | 1966 | AP-3rd |
| Pat Riley | 1966 | AP-3rd, USBWA-1st, UPI-3rd, CY-2nd, HF |
| Dan Issel | 1969•• | AP-2nd, NABC-2nd, USBWA-1st, UPI-3rd, TSN-2nd, CY-1st, HF |
| | 1970• | AP-1st, NABC-1st, USBWA-1st, UPI-1st, TSN-1st, CY-1st, HF |
| Mike Pratt | 1970 | CY-2nd |
| Kevin Grevey | 1974 | NABC-5th, HF |
| | 1975•• | AP-2nd, NABC-2nd, USBWA-1st, UPI-2nd, TSN-2nd, CY-2nd, HF |



| PLAYER | YEAR | SELECTION BOARD |
|------------------|--------|---|
| Jack Givens | 1976 | HF |
| | 1977 | NABC-4th , HF |
| | 1978•• | AP-2nd , NABC-2nd , USBWA-2nd , UPI-2nd , CY-1st, WA-1st, HF |
| Rick Robey | 1977 | NABC-4th , CY-1st |
| | 1978•• | AP-3rd , NABC-1st , UPI-2nd , TSN-2nd, CY-1st, WA-1st, HF |
| Kyle Macy | 1978 | UPI-3rd |
| | 1979 | NABC-3rd , CY-2nd |
| | 1980• | AP-1st , NABC-1st , USBWA-1st , UPI-1st , TSN-1st, CY-1st, WA-1st, HF |
| Sam Bowie | 1981•• | AP-3rd , NABC-2nd , USBWA-2nd , UPI-3rd , TSN-2nd, CY-1st, BT-2nd, HF |
| | 1984 | AP-2nd , TSN-2nd |
| Melvin Turpin | 1983 | HF |
| | 1984•• | AP-3rd , NABC-2nd , USBWA-2nd , UPI-3rd , BT-3rd |
| Kenny Walker | 1985•• | AP-2nd , NABC-2nd , USBWA-2nd , UPI-2nd , BT-2nd, WA-1st |
| | 1986• | AP-1st , NABC-1st , USBWA-1st , UPI-1st , TSN-2nd, BT-1st, WA-1st |
| Rex Chapman | 1988 | NABC-3rd , BT-3rd |
| Jamal Mashburn | 1992 | BT-2nd |
| Tony Delk | 1993• | AP-1st , NABC-1st , USBWA-1st , UPI-1st , TSN-1st, BT-1st, WA-1st |
| | 1996• | AP-2nd , NABC-2nd , USBWA-1st , UPI-1st , TSN-2nd, BT-2nd, WA-1st |
| Ron Mercer | 1997• | AP-1st , NABC-1st , USBWA-1st , TSN-2nd, BT-2nd, WA-1st |
| Scott Padgett | 1999 | WA-1st |
| Tayshaun Prince | 2001•• | AP-2nd , USBWA-2nd , NABC-3rd , BT-2nd, WA-1st |
| | 2002 | AP-3rd , NABC-2nd |
| Keith Bogans | 2003 | AP-3rd , NABC-2nd , TSN-3rd , BT-3rd |
| Jodie Meeks | 2009•• | AP-2nd , USBWA-2nd , NABC-2nd , TSN-2nd , ESPN-2nd, Rivals-2nd |
| DeMarcus Cousins | 2010•• | AP-1st , USBWA-2nd , NABC-2nd , TSN-2nd , WA-1st, CBS-1st, FOX-1st, Yahoo-1st, Rivals-1st, BT-2nd |

| PLAYER | YEAR | SELECTION BOARD |
|------------------------|---------|---|
| John Wall | 2010• | AP-1st , USBWA-1st , NABC-1st , TSN-1st , WA-1st, CBS-1st, FOX-1st, Yahoo-1st, Rivals-1st, BT-1st |
| Terrence Jones | 2011 | Yahoo-3rd |
| Anthony Davis | 2012• | AP-1st , USBWA-1st , NABC-1st , TSN-1st , CBS-1st, WA-1st |
| Michael Kidd-Gilchrist | 2012•• | AP-3rd , USBWA-2nd , NABC-3rd , TSN-2nd , CBS-2nd |
| Julius Randle | 2014 | AP-3rd , NABC-3rd |
| Willie Cauley-Stein | 2015• | AP-1st , USBWA-1st , NABC-1st , TSN-1st , NBC-1st, USA-1st, SI-2nd, CBS-1st, WA-1st |
| Karl-Anthony Towns | 2015•• | AP-2nd , NABC-2nd , TSN-3rd , USA-1st, CBS-2nd, SI-2nd |
| Tyler Ulis | 2016• | AP-1st , USBWA-2nd , NABC-2nd , TSN-1st , USA-1st, CBS-1st, SI-1st, WA-1st |
| Jamal Murray | 2016 | AP-3rd , USA-2nd, CBS-3rd |
| Malik Monk | 2017•• | AP-2nd , USBWA-2nd , NABC-2nd , TSN-2nd , USA-2nd, NBC-2nd, ESPN-3rd, CBS-3rd |
| De'Aaron Fox | 2017 | CBS-3rd, USA-3rd, ESPN-3rd |
| PJ Washington | 2019••• | AP-3rd , USBWA-3rd , NABC-3rd , TSN-3rd , SI-3rd, USA-2nd, BT-3rd, LO |

Bold indicates the All-America selection was recognized by the NCAA that year

Key: • Consensus; ••2nd Team Consensus; •••3rd Team Consensus; AP: Associated Press; Ath: Athletic Publications; BT: Basketball Times; CA: Coach and Athlete; CBS: CBSSports.com CH: College Humor Magazine; Col: Colliers (Basketball Coaches); CY: Converse Yearbook; DD: Don Dunphy; ESPN: ESPN.com; FOX: FOX Sports; HF: Helms Foundation; INS: International News Service; LM: Look Magazine; LO: Lute Olson; NABC: National Association of Basketball Coaches; NBC: NBC Sports; NEA: Newspaper Enterprises Association; Pic: Pic Magazine; Rivals: Rivals.com; SI: Sports Illustrated; To: Tempo; TSN: The Sporting News; TM: True Magazine; USBWA: U.S. Basketball Writers Association; UPI: United Press International; USA: USA Today; WA: John R. Wooden Award; Yahoo: Yahoo! Sports



HALL OF FAME

NAISMITH HALL OF FAME

| | |
|------|---|
| 1969 | Adolph Rupp (Coach 1931-72) |
| 1978 | Cliff Hagan (1951-52, '54) |
| 1982 | Frank Ramsey (1951-52, '54) |
| 1993 | Dan Issel (1968-70) |
| 2000 | C.M. Newton (MBB 1949-51; AD 1989-2000) |
| 2008 | Pat Riley (1965-67) |
| 2010 | Adrian Smith* (1956-58) |
| 2013 | Rick Pitino (Coach 1990-97) |
| 2015 | John Calipari (Coach 2010-Present) |
| | Louie Dampier (1965-67) |

* Smith was inducted as a part of the 1960 USA Olympic Team

NATIONAL COLLEGIATE BASKETBALL HALL OF FAME

| | |
|------|---|
| 2006 | Cliff Hagan (1951-52, '54) |
| | Dan Issel (1968-70) |
| | C.M. Newton (MBB 1949-51; AD 1989-2000) |
| | Frank Ramsey (1951-52, '54) |
| | Adolph Rupp (Coach 1931-72) |
| 2011 | Eddie Sutton (Coach 1986-89) |
| 2012 | Joe B. Hall (Coach 1973-85) |
| | Jim Host (Contributor 1957-59) |

UK ATHLETICS HALL OF FAME

UK's Athletic Hall of Fame, organized in 2005, recognizes and honors persons whose participation and contributions enriched and strengthened the university athletic program. Athletes are required to wait five years after completing their Wildcat playing careers before being eligible for the honor. The charter class was comprised of those individuals who had previously had their jersey retired at Rupp Arena, Kroger Field, Memorial Coliseum and Cliff Hagan Stadium.

| | |
|------|---|
| 2005 | Cliff Barker (1947-49) |
| | Ralph Beard (1946-49) |
| | Jerry Bird (1954-56) |
| | Sam Bowie (1980-81, '84) |
| | Bob Burrow (1955-56) |
| | Burgess Carey (1925-26) |
| | Johnny Cox (1957-59) |
| | Louie Dampier (1965-67) |
| | John "Frenchy" DeMoisey (1932-34) |
| | Billy Evans (1952, '54-55) |
| | Richie Farmer (1989-92) |
| | Deron Feldhaus (1989-92) |
| | Jack Givens (1975-78) |
| | Phil Grawemeyer (1954-56) |
| | Kevin Grevey (1973-75) |
| | Alex Groza (1945, '47-49) |
| | Ralph Hacker (Broadcaster 1966-2000) |
| | Cliff Hagan (1951-52, '54) |
| | Joe B. Hall (Coach 1973-85) |
| | Vernon Hatton (1956-58) |
| | Basil Hayden (1920-22) |
| | Jim Host (Contributor 1957-59) |
| | Dan Issel (1968-70) |
| | Wah Wah Jones (MBB 1946-49, FB 1945-48) |

| | |
|------|--|
| | Bill Keightley (Equipment Mgr. 1962-2008) |
| | Cawood Ledford (Broadcaster 1953-92) |
| | Kyle Macy (1978-80) |
| | Jamal Mashburn (1991-93) |
| | Cotton Nash (1962-64) |
| | John Pelphrey (1989-92) |
| | Rick Pitino (Coach 1990-97) |
| | Frank Ramsey (1951-52, '54) |
| | Russell Rice (SID 1967-87) |
| | Pat Riley (1965-67) |
| | Rick Robey (1975-78) |
| | Kenny Rollins (1943, '47-48) |
| | Gayle Rose (1952, '54-55) |
| | Layton "Mickey" Rouse (1938-40) |
| | Adolph Rupp (Coach 1931-72) |
| | Forest "Aggie" Sale (1931-33) |
| | Carey Spicer (1929-31) |
| | Bill Spivey (1950-51) |
| | Claude Sullivan (Broadcaster 1948-67) |
| | Lou Tsiioropoulos (1951-54) |
| | Kenny Walker (1983-86) |
| | Sean Woods (1990-92) |
| 2006 | Ellis Johnson (MBB, FB, BB, TF 1930-33) |
| | Adrian Smith (1956-58) |
| 2007 | Larry Conley (1964-66) |
| | Harry Lancaster (Dir. of Athletics, 1968-75; BB Head Coach 1947, 1951-65; Asst. Coach 1946-70) |
| 2008 | Tony Delk (1993-96) |
| | C.M. Newton (MBB 1949-51; AD 1989-2000) |
| 2009 | Mike Pratt (1968-70) |
| 2010 | Mike Casey (1968-69, 71) |
| | Billy Ray Lickert (1959-61) |
| | Tayshaun Prince (1999-02) |
| 2012 | Leroy Edwards (1935) |
| 2013 | Rex Chapman (1987-88) |
| | Orlando "Tubby" Smith (Coach, 1998-2007) |
| 2014 | Keith Bogans (2000-03) |
| 2015 | Antoine Walker (1994-96) |
| 2016 | Chuck Hayes (2002-05) |
| 2017 | John Wall (2010) |
| 2018 | Anthony Davis (2012) |
| 2019 | DeMarcus Cousins (2010) |



AWARDS AND HONORS

INTERNATIONAL PLAY OLYMPIC MEDAL WINNERS

PLAYERS

| | | |
|------|------------------|------|
| 1948 | Wallace Jones | Gold |
| | Cliff Barker | Gold |
| | Ralph Beard | Gold |
| | Alex Groza | Gold |
| | Kenny Rollins | Gold |
| 1956 | Billy Evans | Gold |
| 1960 | Adrian Smith | Gold |
| 1980 | Sam Bowie* | Gold |
| 2008 | Tayshaun Prince | Gold |
| 2012 | Anthony Davis | Gold |
| 2016 | DeMarcus Cousins | Gold |

*United States boycotted the Moscow Games. Bowie awarded a medal by President Carter.

COACHES

| | | |
|------|-------------|------|
| 1948 | Adolph Rupp | Gold |
| 2000 | Tubby Smith | Gold |

PAN AMERICA MEDAL WINNERS

| | | |
|------|--------------|--------|
| 1958 | Billy Evans | Gold |
| 1959 | Adrian Smith | Gold |
| 1975 | Rick Robey | Gold |
| 1979 | Kyle Macy | Gold |
| 1983 | Jim Master | Gold |
| 1987 | Rex Chapman | Silver |

FIBA WORLD CUP MEDAL WINNERS

PLAYERS

| | | |
|------|----------------------|--------|
| 2014 | DeMarcus Cousins | Gold |
| | Anthony Davis | Gold |
| 2017 | Hamidou Diallo (U19) | Bronze |
| | PJ Washington (U19) | Bronze |

COACHES

| | | |
|------|---------------------|--------|
| 2017 | John Calipari (U19) | Bronze |
|------|---------------------|--------|

TOURNAMENT OF AMERICAS MEDAL WINNER

| | | |
|------|---------------|-----------------------------|
| 2000 | Tubby Smith | Gold |
| 2011 | John Calipari | Bronze w/Dominican Republic |

NATIONAL COACH OF THE YEAR

| | | |
|------|---------------|---|
| 1959 | Adolph Rupp | UPI |
| 1966 | Adolph Rupp | UPI USBWA TSN |
| 1970 | Adolph Rupp | TSN |
| 1978 | Joe B. Hall | Kellogg's |
| 1986 | Eddie Sutton | AP NABC |
| 1990 | Rick Pitino | Basketball Times |
| 1991 | Rick Pitino | Sporting News |
| 1998 | Tubby Smith | Basketball Weekly |
| 2003 | Tubby Smith | AP NABC USBWA Naismith Sporting News CBS/Chevrolet Basketball Times |
| 2005 | Tubby Smith | Jim Phelan Award |
| 2010 | John Calipari | Adolph Rupp Cup |

| | | |
|------|---------------|---|
| 2015 | John Calipari | AP Naismith NABC Sporting News Adolph Rupp Cup |
|------|---------------|---|

WINGED FOOT AWARD

| | | |
|------|---------------|--|
| 1996 | Rick Pitino | |
| 1998 | Tubby Smith | |
| 2012 | John Calipari | |

NATIONAL PLAYER OF THE YEAR

| | | |
|------|---------------|--|
| 1933 | Forest Sale | Helms |
| 1935 | Leroy Edwards | Helms |
| 1978 | Jack Givens | Helms |
| 2010 | John Wall | Adolph Rupp Trophy Yahoo! Rivals |
| 2012 | Anthony Davis | Adolph Rupp Trophy AP CBS Basketball Times Naismith TSN USBWA Wooden |

NATIONAL POSITIONAL AWARD WINNERS

| | | |
|------|---------------|------------------------------------|
| 2012 | Anthony Davis | Pete Newell Big Man of the Year |
| 2016 | Tyler Ulis | Bob Cousy Award |
| 2017 | Malik Monk | Jerry West Award |

NATIONAL FRESHMAN OF THE YEAR

| | | |
|------|---------------|-------------------|
| 2010 | John Wall | USBWA |
| 2012 | Anthony Davis | USBWA TSN CBS |

NATIONAL DEFENSIVE PLAYER OF THE YEAR

| | | |
|------|---------------------|------------|
| 2012 | Anthony Davis | NABC |
| 2015 | Willie Cauley-Stein | NABC NBC |

SEC COACH OF THE YEAR

| | | |
|------|-----------------|--------------------|
| 1964 | Adolph Rupp | AP Coaches |
| 1966 | Adolph Rupp | AP Coaches |
| 1968 | Adolph Rupp | AP UPI Coaches |
| 1969 | Adolph Rupp | UPI Coaches |
| 1970 | Adolph Rupp | AP UPI Coaches |
| 1971 | Adolph Rupp | AP UPI Coaches |
| 1972 | Adolph Rupp | Coaches |
| 1973 | Joe B. Hall | Coaches |
| 1975 | Joe B. Hall | AP Coaches |
| 1978 | Joe B. Hall | Coaches |
| 1983 | Joe B. Hall | Coaches |
| 1986 | Eddie Sutton | AP UPI |
| 1990 | Rick Pitino | UPI |
| 1991 | Rick Pitino | AP |
| 1996 | Rick Pitino | AP Coaches |
| 1998 | Tubby Smith | AP |
| 2003 | Tubby Smith | AP Coaches |
| 2005 | Tubby Smith | AP Coaches |
| 2008 | Billy Gillispie | Coaches |
| 2010 | John Calipari | AP |
| 2012 | John Calipari | AP Coaches |
| 2015 | John Calipari | AP Coaches |

SEC PLAYER OF THE YEAR

(Since 1965 for the AP and UPI polls, 1987 for the Coaches poll)

| | | |
|------|-----------------|--------------|
| 1966 | Pat Riley | AP |
| 1972 | Tom Parker | AP |
| 1973 | Kevin Grevey* | AP |
| 1975 | Kevin Grevey | AP |
| 1980 | Kyle Macy | AP UPI |
| 1985 | Kenny Walker | AP UPI |
| 1986 | Kenny Walker | AP UPI |
| 1993 | Jamal Mashburn# | Coaches AP |
| 1996 | Tony Delk | Coaches AP |
| 1997 | Ron Mercer | Coaches AP |
| 2001 | Tayshaun Prince | Coaches AP |
| 2003 | Keith Bogans | Coaches |
| 2010 | John Wall | Coaches AP |
| 2012 | Anthony Davis | Coaches AP |
| 2016 | Tyler Ulis | Coaches AP |
| 2017 | Malik Monk | AP |

* shared AP's honor with Alabama's Wendell Hudson.

shared AP's honor with Vanderbilt's Billy McCaffrey.

SEC DEFENSIVE PLAYER OF THE YEAR

| | | |
|------|---------------------|---------|
| 2005 | Chuck Hayes | Coaches |
| 2012 | Anthony Davis | Coaches |
| 2013 | Nerlens Noel | Coaches |
| 2015 | Willie Cauley-Stein | Coaches |
| 2016 | Tyler Ulis | Coaches |
| 2019 | Ashton Hagans* | Coaches |

*shared honor with LSU's Tremont Waters

SEC FRESHMAN OF THE YEAR

| | | |
|------|--------------------|--------------|
| 2008 | Patrick Patterson* | Coaches |
| 2010 | DeMarcus Cousins | Coaches |
| | John Wall | AP |
| 2011 | Terrence Jones | Coaches AP |
| 2012 | Anthony Davis | Coaches AP |
| 2013 | Nerlens Noel | Coaches AP |
| 2014 | Julius Randle | Coaches AP |
| 2015 | Karl-Anthony Towns | Coaches AP |
| 2017 | Malik Monk | Coaches AP |
| 2018 | Kevin Knox | Coaches |
| 2019 | Tyler Herro | AP |
| | Keldon Johnson | Coaches |

*shared honor with Florida's Nick Calathes

SEC SIXTH MAN OF THE YEAR

| | | |
|------|---------------|---------|
| 2012 | Darius Miller | Coaches |
| 2013 | Kyle Wiltjer | Coaches |
| 2015 | Devin Booker | Coaches |

ALL-SEC

(from 1933-48 the SEC All-Tournament Team served as the All-SEC team)

| | | |
|------|----------------------|--------|
| 1949 | Ralph Beard 1st AP | 1st AP |
| | Alex Groza | 1st AP |
| | Wah Wah Jones | 1st AP |
| | Cliff Barker | 2nd AP |
| | Dale Barnstable | 3rd AP |
| 1950 | Jim Line | 1st AP |
| | Bill Spivey | 1st AP |
| | Bill Spivey | 1st AP |

| | | |
|------|------------------|----------------------------|
| | Walt Hirsch | 2nd AP |
| 1951 | Frank Ramsey | 1st AP |
| | Bill Spivey | 1st AP |
| | Bobby Watson | 1st AP |
| | Shelby Linville | 2nd AP |
| 1952 | Cliff Hagan | 1st AP |
| | Frank Ramsey | 1st AP |
| | Bobby Watson | 1st AP |
| 1954 | Cliff Hagan | 1st AP |
| | Frank Ramsey | 1st AP |
| | Lou Tsioropoulos | 2nd AP |
| 1955 | Bob Burrow | 1st AP |
| | Bill Evans | 3rd AP |
| 1956 | Bob Burrow | 1st AP & Coaches |
| | Jerry Bird | 2nd AP & Coaches |
| 1957 | Johnny Cox | 1st AP & Coaches |
| | Ed Beck | 2nd AP |
| 1958 | Johnny Cox | 2nd AP Coaches |
| | Vernon Hatton | 2nd AP Coaches |
| 1959 | Johnny Cox | 1st AP Coaches |
| | Bill Lickert | 3rd AP Coaches |
| 1960 | Bill Lickert | 2nd AP Coaches |
| | Don Mills | 2nd AP Coaches |
| 1961 | Bill Lickert | 1st AP Coaches |
| 1962 | Cotton Nash | 1st AP Coaches |
| | Larry Pursiful | 1st AP Coaches |
| | Caroll Burchett | 3rd AP |
| 1963 | Cotton Nash | 1st AP Coaches |
| 1964 | Cotton Nash | 1st AP Coaches |
| | Ted Deeken | 2nd AP Coaches |
| | Larry Conley | 3rd AP |
| 1965 | Louie Dampier | 2nd AP & UPI Coaches |
| | Tommy Kron | 3rd AP |
| | Larry Conley | 3rd UPI Coaches |
| 1966 | Louie Dampier | 1st AP & UPI Coaches |
| | Pat Riley | 1st AP & UPI Coaches |
| | Thad Jaracz | 2nd AP 3rd UPI |
| | Larry Conley | HM AP 3rd UPI Coaches |
| | Tommy Kron | HM AP 3rd UPI |
| 1967 | Louie Dampier | 1st AP & UPI Coaches |
| | Pat Riley | 2nd AP & UPI Coaches |
| 1968 | Mike Casey | 1st AP & UPI Coaches |
| | Dan Issel | 2nd AP & UPI Coaches |
| | Thad Jaracz | 3rd UPI |
| | Mike Pratt | HM AP |
| 1969 | Dan Issel | 1st AP & UPI Coaches |
| | Mike Casey | 2nd AP & UPI Coaches |
| | Mike Pratt | 2nd AP & UPI Coaches |
| 1970 | Dan Issel | 1st AP & UPI Coaches |
| | Mike Pratt | 1st AP & UPI Coaches |
| | Larry Steele | 3rd UPI |
| 1971 | Tom Payne | 1st AP 2nd UPI Coaches |
| | Mike Casey | 2nd AP 1st UPI |
| | Larry Steele | 2nd AP 3rd UPI Coaches |
| | Tom Parker | 2nd AP & UPI Coaches |
| | Kent Hollenbeck | 3rd UPI |
| 1972 | Tom Parker | 1st AP & UPI Coaches |
| | Jim Andrews | 2nd AP 1st UPI Coaches |
| | Ronnie Lyons | 3rd AP 2nd UPI |
| 1973 | Jim Andrews | 1st AP & UPI Coaches |
| | Kevin Grevey | 1st AP & UPI Coaches |
| | Jimmy Dan Conner | 3rd AP |
| 1974 | Kevin Grevey | 1st AP & UPI Coaches |
| 1975 | Kevin Grevey | 1st AP & UPI Coaches |



| | | | | | |
|--------------------------|-------------------------|----------------------|-------------|--|--|
| | Jimmy Dan Conner | 3rd AP & UPI | | | |
| | Rick Robey | 3rd AP | | | |
| 1976 | Jack Givens | 2nd AP & UPI | Coaches | | |
| | Mike Phillips | 2nd AP & UPI | | | |
| 1977 | Jack Givens | 1st AP & UPI | Coaches | | |
| | Rick Robey | 1st AP & UPI | Coaches | | |
| | Larry Johnson | 3rd AP | | | |
| | Mike Phillips | 3rd UPI | | | |
| 1978 | Jack Givens | 1st AP & UPI | Coaches | | |
| | Rick Robey | 1st AP & UPI | Coaches | | |
| | Kyle Macy | 1st AP 2nd UPI | Coaches | | |
| | James Lee | 3rd AP | | | |
| | Mike Phillips | 3rd UPI | | | |
| 1979 | Kyle Macy | 1st AP & UPI | Coaches | | |
| | Dwight Anderson | 3rd AP | | | |
| 1980 | Kyle Macy | 1st AP & UPI | Coaches | | |
| | Sam Bowie | 2nd AP 3rd UPI | Coaches | | |
| 1981 | Sam Bowie | 1st AP & UPI | Coaches | | |
| | Dirk Minniefield | 3rd & UPI | | | |
| 1982 | Derrick Hord | 1st AP 2nd UPI | Coaches | | |
| | Dirk Minniefield | 2nd AP UPI | | | |
| | Jim Master | 3rd UPI | | | |
| | Melvin Turpin | 3rd UPI | | | |
| 1983 | Melvin Turpin | 1st AP & UPI | Coaches | | |
| | Jim Master | 3rd UPI | | | |
| | Melvin Turpin | 3rd UPI | | | |
| | Kenny Walker | 3rd AP | | | |
| 1984 | Melvin Turpin | 1st AP & UPI | Coaches | | |
| | Kenny Walker | 2nd AP 3rd UPI | Coaches | | |
| | Sam Bowie | 3rd AP 2nd UPI | Coaches | | |
| 1985 | Kenny Walker | 1st AP & UPI | Coaches | | |
| 1986 | Kenny Walker | 1st AP & UPI | Coaches | | |
| | Winston Bennett | 2nd AP & UPI | Coaches | | |
| | Roger Harden | 3rd AP & UPI | | | |
| 1987 | Rex Chapman | 2nd AP & UPI | Coaches | | |
| | Ed Davender | 3rd AP 2nd UPI | | | |
| 1988 | Rex Chapman | 1st AP & UPI | Coaches | | |
| | Winston Bennett | 2nd AP & UPI | Coaches | | |
| | Ed Davender | 3rd AP 2nd UPI | | | |
| 1989 | LeRon Ellis | 2nd AP & UPI | | | |
| | Chris Mills | 3rd AP | | | |
| 1990 | Reggie Hanson | 2nd AP 3rd UPI | Coaches | | |
| | Derrick Miller | 2nd AP & UPI | Coaches | | |
| 1991 | Reggie Hanson | 2nd AP & UPI | Coaches | | |
| | John Pelphrey | 2nd AP 1st UPI | Coaches | | |
| | Jamal Mashburn | 3rd AP & UPI | | | |
| 1992 | Jamal Mashburn | 1st AP | Coaches | | |
| 1993 | Jamal Mashburn | 1st AP | Coaches | | |
| | Travis Ford | 2nd AP 1st Coaches | | | |
| 1994 | Travis Ford | 2nd AP & Coaches | | | |
| | Tony Delk | 3rd AP 2nd Coaches | | | |
| | Rodrick Rhodes | 3rd AP & Coaches | | | |
| 1995 | Tony Delk | 1st AP & Coaches | | | |
| | Rodrick Rhodes | 3rd AP 2nd Coaches | | | |
| | Walter McCarty | 3rd AP | | | |
| 1996 | Tony Delk | 1st AP & Coaches | | | |
| | Antoine Walker | 1st AP & Coaches | | | |
| | Walter McCarty | 3rd AP 2nd Coaches | | | |
| 1997 | Ron Mercer | 1st AP & Coaches | | | |
| | Derek Anderson | 3rd AP 2nd Coaches | | | |
| | Anthony Epps | 3rd Coaches | | | |
| 1998 | Nazr Mohammed | 1st AP & Coaches | | | |
| | Scott Padgett | 3rd AP 2nd Coaches | | | |
| | Jeff Sheppard | 3rd AP | | | |
| 1999 | Scott Padgett | 2nd AP | 1st Coaches | | |
| | Wayne Turner | 3rd Coaches | | | |
| 2000 | Jamaal Magloire | 1st AP & Coaches | | | |
| | Tayshaun Prince | 2nd Coaches | | | |
| 2001 | Tayshaun Prince | 1st AP & Coaches | | | |
| | Keith Bogans | 2nd AP & Coaches | | | |
| 2002 | Tayshaun Prince | 1st AP & Coaches | | | |
| 2003 | Keith Bogans | 1st AP & Coaches | | | |
| | Marquis Estill | 2nd AP & Coaches | | | |
| 2004 | Erik Daniels | 2nd AP | 1st Coaches | | |
| | Gerald Fitch | 2nd AP | 1st Coaches | | |
| | Chuck Hayes | 3rd AP 2nd Coaches | | | |
| | Cliff Hawkins | 3rd AP | | | |
| 2005 | Kelenna Azubuike | 2nd AP & Coaches | | | |
| | Chuck Hayes | 1st AP & Coaches | | | |
| | Patrick Sparks | 3rd AP 2nd Coaches | | | |
| 2006 | Rajon Rondo | 3rd AP | 2nd Coaches | | |
| | Randolph Morris | 3rd AP | | | |
| 2007 | Randolph Morris | 1st Coaches | | | |
| 2008 | Ramel Bradley | 2nd AP | 1st Coaches | | |
| | Joe Crawford | 2nd Coaches | | | |
| | Patrick Patterson | 2nd AP & Coaches | | | |
| 2009 | Jodie Meeks | 1st Coaches & AP | | | |
| | Patrick Patterson | 1st Coaches | 2nd AP | | |
| 2010 | DeMarcus Cousins | 1st Coaches & AP | | | |
| | John Wall | 1st Coaches & AP | | | |
| | Patrick Patterson | 1st Coaches | 2nd AP | | |
| 2011 | Brandon Knight | 1st Coaches | 2nd AP | | |
| | Terrence Jones | 1st Coaches & AP | | | |
| 2012 | Anthony Davis | 1st Coaches & AP | | | |
| | Michael Kidd-Gilchrist | 1st Coaches & AP | | | |
| | Terrence Jones | 2nd Coaches & AP | | | |
| | Doron Lamb | 2nd Coaches | | | |
| 2013 | Nerlens Noel | 1st Coaches & AP | | | |
| 2014 | Julius Randle | 1st Coaches & AP | | | |
| | James Young | 2nd Coaches | | | |
| 2015 | Willie Cauley-Stein | 1st Coaches & AP | | | |
| | Karl-Anthony Towns | 1st Coaches & AP | | | |
| | Devin Booker | 2nd Coaches | | | |
| | Aaron Harrison | 2nd Coaches & AP | | | |
| 2016 | Jamal Murray | 1st Coaches & AP | | | |
| | Tyler Ulis | 1st Coaches & AP | | | |
| 2017 | De'Aaron Fox | 1st Coaches & AP | | | |
| | Malik Monk | 1st Coaches & AP | | | |
| | Bam Adebayo | 2nd Coaches & AP | | | |
| 2018 | Kevin Knox | 1st Coaches | | | |
| | Shai Gilgeous-Alexander | 2nd Coaches | | | |
| 2019 | PJ Washington | 1st Coaches & AP | | | |
| | Tyler Herro | 2nd Coaches | | | |
| | Keldon Johnson | 2nd Coaches | | | |
| SEC ALL-DEFENSIVE | | | | | |
| 2008 | Ramel Bradley | Coaches | | | |
| 2010 | Patrick Patterson | Coaches | | | |
| 2011 | DeAndre Liggins | Coaches | | | |
| 2012 | Anthony Davis | Coaches | | | |
| | Michael Kidd-Gilchrist | Coaches | | | |
| 2013 | Nerlens Noel | Coaches | | | |
| 2014 | Willie Cauley-Stein | Coaches | | | |
| 2015 | Willie Cauley-Stein | Coaches | | | |
| 2016 | Tyler Ulis | Coaches | | | |
| 2019 | Ashton Hagans | Coaches | | | |

**SEC ALL-FRESHMAN**

| | | |
|------|-------------------------|---------|
| 1987 | Rex Chapman | Coaches |
| 1988 | Eric Manuel | Coaches |
| 1989 | Chris Mills | Coaches |
| 1991 | Jamal Mashburn | Coaches |
| 1993 | Rodrick Rhodes | Coaches |
| 1996 | Ron Mercer | Coaches |
| 1997 | Jamaal Magloire | Coaches |
| 2000 | Keith Bogans | Coaches |
| 2001 | Gerald Fitch | Coaches |
| | Jason Parker | Coaches |
| 2002 | Chuck Hayes | Coaches |
| 2005 | Rajon Rondo | Coaches |
| 2007 | Jodie Meeks | Coaches |
| 2008 | Patrick Patterson | Coaches |
| 2010 | Eric Bledsoe | Coaches |
| | DeMarcus Cousins | Coaches |
| | John Wall | Coaches |
| 2011 | Brandon Knight | Coaches |
| | Terrence Jones | Coaches |
| | Doron Lamb | Coaches |
| 2012 | Anthony Davis | Coaches |
| | Michael Kidd-Gilchrist | Coaches |
| 2013 | Willie Cauley-Stein | Coaches |
| | Archie Goodwin | Coaches |
| | Nerlens Noel | Coaches |
| | Alex Poythress | Coaches |
| 2014 | Julius Randle | Coaches |
| | James Young | Coaches |
| 2015 | Devin Booker | Coaches |
| | Trey Lyles | Coaches |
| | Karl-Anthony Towns | Coaches |
| | Tyler Ulis | Coaches |
| 2016 | Jamal Murray | Coaches |
| 2017 | Bam Adebayo | Coaches |
| | De'Aaron Fox | Coaches |
| | Malik Monk | Coaches |
| 2018 | Shai Gilgeous-Alexander | Coaches |
| | Kevin Knox | Coaches |
| 2019 | Tyler Herro | Coaches |
| | Keldon Johnson | Coaches |

ALL-SOUTHERN CONFERENCE

| | | |
|------|----------------|---------|
| 1926 | Paul Jenkins | Coaches |
| 1929 | Carey Spicer | Coaches |
| 1930 | Carey Spicer | Coaches |
| 1931 | Carey Spicer | Coaches |
| | Louis McGinnis | Coaches |
| | George Yates | Coaches |
| 1932 | Ellis Johnson | Coaches |

ALL-NCAA TOURNAMENT FINAL FOUR

| | |
|------|-------------------|
| 1948 | Alex Groza (MVP) |
| 1949 | Alex Groza (MVP) |
| 1951 | Bill Spivey (MVP) |
| | Shelby Linville |
| 1958 | Vernon Hatton |
| | Johnny Cox |
| 1966 | Pat Riley |
| | Louie Dampier |
| 1975 | Kevin Grevey |
| 1978 | Jack Givens (MVP) |
| | Rick Robey |
| 1993 | Jamal Mashburn |

| | |
|------|------------------------|
| 1996 | Tony Delk (MVP) |
| | Ron Mercer |
| 1997 | Ron Mercer |
| | Scott Padgett |
| 1998 | Jeff Sheppard (MVP) |
| | Scott Padgett |
| 2012 | Anthony Davis (MVP) |
| | Michael Kidd-Gilchrist |
| | Doron Lamb |
| 2014 | Julius Randle |
| | James Young |

NCAA REGIONAL TOURNAMENT

| | |
|------|--------------------|
| 1948 | Alex Groza (MVP) |
| 1949 | Alex Groza (MVP) |
| 1951 | Bill Spivey |
| 1955 | Bob Burrow |
| 1956 | Bob Burrow |
| | Jerry Bird |
| 1957 | Johnny Cox |
| | Gerry Calvert |
| 1958 | Vernon Hatton |
| | Johnny Cox |
| 1959 | Bennie Coffman |
| 1961 | Bill Lickert |
| 1962 | Larry Pursiful |
| | Cotton Nash |
| 1966 | Pat Riley (MVP) |
| | Louie Dampier |
| 1968 | Mike Casey |
| | Dan Issel |
| 1969 | Dan Issel |
| 1970 | Dan Issel |
| 1972 | Jim Andrews |
| 1973 | Jim Andrews |
| 1975 | Jimmy Dan Conner |
| 1977 | Jack Givens |
| 1978 | Kyle Macy (MVP) |
| | Jack Givens |
| | Mike Phillips |
| 1980 | Fred Cowan |
| 1983 | Jim Master |
| | Melvin Turpin |
| 1984 | Dickey Beal (MVP) |
| | Melvin Turpin |
| | Sam Bowie |
| 1985 | Kenny Walker |
| 1986 | Kenny Walker |
| | Winston Bennett |
| 1992 | Jamal Mashburn |
| | Sean Woods |
| 1993 | Travis Ford (MVP) |
| | Jamal Mashburn |
| | Jared Prickett |
| 1995 | Tony Delk |
| 1996 | Tony Delk (MVP) |
| | Derek Anderson |
| | Anthony Epps |
| | Antoine Walker |
| 1997 | Ron Mercer (MVP) |
| | Wayne Turner |
| 1998 | Wayne Turner (MVP) |
| | Scott Padgett |
| | Jeff Sheppard |



| | | |
|---------------------------|------------------------------|-----|
| 1999 | Scott Padgett | |
| 2003 | Keith Bogans | |
| | Marquis Estill | |
| 2005 | Chuck Hayes | |
| 2010 | DeMarcus Cousins | |
| | John Wall | |
| 2011 | Brandon Knight (MVP) | |
| | Josh Harrellson | |
| | DeAndre Liggins | |
| 2012 | Michael Kidd-Gilchrist (MVP) | |
| | Anthony Davis | |
| | Doron Lamb | |
| 2014 | Julius Randle (MVP) | |
| | Aaron Harrison | |
| | Marcus Lee | |
| 2015 | Karl-Anthony Towns (MVP) | |
| | Willie Cauley-Stein | |
| | Andrew Harrison | |
| 2017 | De'Aaron Fox | |
| | Isaac Humphries | |
| 2019 | Tyler Herro | |
| | PJ Washington | |
| SEC ALL-TOURNAMENT | | |
| 1933 | Ellie Johnson | 1st |
| | John DeMoisey | 1st |
| | Aggie Sale | 1st |
| | Bill Davis | 2nd |
| 1934 | John DeMoisey | 1st |
| | Bill Davis | 1st |
| 1936 | Ralph Carlisle | 1st |
| | Whitey Anderson | 2nd |
| 1937 | Ralph Carlisle | 1st |
| | Warfield Dononue | 1st |
| | Rice Walker | 2nd |
| | Walter Hodge | 2nd |
| 1938 | Bernie Opper | 1st |
| | Joe Hagan | 2nd |
| 1939 | Bernie Opper | 1st |
| | Keith Farnsley | 2nd |
| 1940 | Layton Rouse | 1st |
| | Keith Farnsley | 2nd |
| 1941 | Marvin Akers | 1st |
| | Lee Huber | 1st |
| | Keith Farnsley | 2nd |
| | James King | 2nd |
| 1942 | Ermal Allen | 1st |
| | James King | 2nd |
| | Marvin Akers | 2nd |
| 1943 | Marvin Akers | 1st |
| | Melvin Brewer | 1st |
| | Milton Ticco | 2nd |
| 1944 | Bob Brannum | 1st |
| | Jack Tingle | 1st |
| | Jack Parkinson | 1st |
| | Wilbur Schu | 2nd |
| 1945 | Ken Campbell | 1st |
| | Jack Tingle | 1st |
| | Jack Parkinson | 1st |
| 1946 | Wah Wah Jones | 1st |
| | Ralph Beard | 1st |
| | Jack Tingle | 1st |
| | Jack Parkinson | 1st |
| | Wilbur Schu | 2nd |
| 1947 | Wah Wah Jones | 1st |
| | Ralph Beard | 1st |
| | Jack Tingle | 1st |
| | Joe Holland | 1st |
| | Ken Rollins | 1st |
| | Alex Groza | 2nd |
| 1948 | Wah Wah Jones | 1st |
| | Ralph Beard | 1st |
| | Ken Rollins | 1st |
| | Alex Groza | 2nd |
| | Cliff Barker | 2nd |
| 1949 | Wah Wah Jones | 1st |
| | Ralph Beard | 1st |
| | Alex Groza | 1st |
| | Cliff Barker | 2nd |
| 1950 | Jim Line | 1st |
| | Bill Spivey | 2nd |
| 1951 | Walter Hirsch | 1st |
| | Bill Spivey | 1st |
| | Cliff Hagan | 2nd |
| 1952 | Cliff Hagan | 1st |
| | Frank Ramsey | 1st |
| | Robert Watson | 2nd |
| 1979 | Kyle Macy (MVP) | |
| | Truman Claytor | |
| 1980 | Kyle Macy | |
| | Sam Bowie | |
| 1982 | Dirk Minniefield (MVP) | |
| 1984 | Melvin Turpin | |
| 1986 | Roger Harden | |
| 1988 | Rex Chapman (MVP) | |
| | Winston Bennett | |
| 1992 | Jamal Mashburn (MVP) | |
| | John Pelphrey | |
| 1993 | Travis Ford (MVP) | |
| | Andre Riddick | |
| | Jamal Mashburn | |
| 1994 | Travis Ford (MVP) | |
| | Tony Delk | |
| | Jeff Brassow | |
| 1995 | Antoine Walker (MVP) | |
| | Mark Pope | |
| 1996 | Antoine Walker | |
| | Walter McCarty | |
| 1997 | Ron Mercer (MVP) | |
| | Anthony Epps | |
| | Jared Prickett | |
| 1998 | Wayne Turner (MVP) | |
| | Heshimu Evans | |
| | Nazr Mohammed | |
| | Scott Padgett | |
| 1999 | Scott Padgett (MVP) | |
| | Wayne Turner | |
| 2001 | Tayshaun Prince (MVP) | |
| | Keith Bogans | |
| 2003 | Keith Bogans (MVP) | |
| | Marquis Estill | |
| 2004 | Gerald Fitch (MVP) | |
| | Kelenna Azubuike | |
| | Chuck Hayes | |
| 2005 | Kelenna Azubuike | |
| 2010 | John Wall (MVP) | |
| | Eric Bledsoe | |
| | DeMarcus Cousins | |



| | |
|-------------|-------------------------------|
| 2011 | Darius Miller (MVP) |
| | Brandon Knight |
| | Josh Harrellson |
| 2012 | Anthony Davis |
| | Terrence Jones |
| 2014 | Aaron Harrison |
| | Julius Randle |
| 2015 | Willie Cauley-Stein (MVP) |
| | Aaron Harrison |
| | Andrew Harrison |
| 2016 | Tyler Ulis (MVP) |
| | Jamal Murray |
| 2017 | De'Aaron Fox (MVP) |
| | Bam Adebayo |
| | Dominique Hawkins |
| 2018 | Shai Gilgeous-Alexander (MVP) |
| | Wenyen Gabriel |
| | Kevin Knox |

ALL-SIAA TOURNAMENT

| | |
|-------------|-------------|
| 1921 | Paul Adkins |
| | Bill King |
| | Bob Lavin |

SEC COMMUNITY SERVICE TEAM

| | |
|-------------|-------------------|
| 1999 | Scott Padgett |
| 2000 | Saul Smith |
| 2001 | Saul Smith |
| 2002 | Tayshaun Prince |
| 2003 | Jules Camara |
| 2004 | Kelenna Azubuike |
| 2005 | Chuck Hayes |
| 2006 | Bobby Perry |
| 2007 | Bobby Perry |
| 2008 | Jodie Meeks |
| 2009 | Jodie Meeks |
| 2010 | Patrick Patterson |
| 2011 | DeAndre Liggins |
| 2012 | Darius Miller |
| 2013 | Nerlens Noel |
| 2014 | Jon Hood |
| 2015 | Marcus Lee |
| 2016 | Marcus Lee |
| 2017 | Derek Willis |
| 2018 | Dillon Pulliam |
| 2019 | Jonny David |



ACADEMIC HONORS

ACADEMIC ALL-AMERICANS

| | |
|------|---------------------------------|
| 1966 | Louie Dampier |
| 1967 | Louie Dampier |
| 1969 | Larry Conley |
| 1970 | Dan Issel Mike Pratt |
| 1971 | Mike Casey |
| 1974 | Bob Guyette |
| 1975 | Jimmy Dan Conner Bob Guyette |
| 1979 | Kyle Macy (1st) |
| 1981 | Chuck Verderber (HM) |
| 1995 | Mark Pope (3rd) |
| 2016 | Alex Poythress (2nd) |

ACADEMIC ALL-SEC

| | |
|------|---|
| 1962 | Roy Roberts |
| 1964 | Larry Conley |
| 1965 | Larry Conley |
| 1966 | Louie Dampier Cliff Berger |
| 1968 | Cliff Berger |
| 1970 | Mike Pratt Dan Issel |
| 1971 | Mike Casey Tom Parker |
| 1974 | Bob Guyette |
| 1975 | Jimmy Dan Conner |
| 1979 | Kyle Macy |
| 1980 | Chuck Verderber |
| 1981 | Chuck Verderber |
| 1982 | Chuck Verderber |
| 1985 | Winston Bennett Bret Bearup |
| 1988 | Rex Chapman Cedric Jenkins |
| 1990 | John Pelphrey |
| 1992 | Travis Ford |
| 1993 | Travis Ford |
| 1994 | Travis Ford |
| 1995 | Mark Pope Jeff Sheppard |
| 1998 | Steve Masiello Scott Padgett |
| 1999 | Scott Padgett |
| 2000 | J.P. Blevins |
| 2001 | J.P. Blevins |
| 2002 | J.P. Blevins |
| 2006 | Rajon Rondo |
| 2007 | Randolph Morris Bobby Perry |
| 2008 | Mark Coury Derrick Jasper Mark Krebs Jodie Meeks Dwight Perry |
| 2009 | Mark Krebs Jodie Meeks Dwight Perry Michael Porter |

| | |
|------|---|
| 2010 | Matt Scherbenske Mark Krebs John Wall |
| 2011 | Brandon Knight Jarrod Polson Eloy Vargas |
| 2012 | Twany Beckham Ryan Harrow Terrence Jones Brian Long Sam Malone Darius Miller Jarrod Polson Kyle Wiltjer |
| 2013 | Twany Beckham Willie Cauley-Stein Archie Goodwin Tod Lanter Brian Long Sam Malone Julius Mays Nerlens Noel Jarrod Polson Alex Poythress Kyle Wiltjer |
| 2014 | Dominique Hawkins Dakari Johnson Tod Lanter Marcus Lee Brian Long Sam Malone Jarrod Polson Alex Poythress Derek Willis |
| 2015 | Devin Booker EJ Floreal Dominique Hawkins Tod Lanter Marcus Lee Brian Long Trey Lyles Sam Malone Alex Poythress Karl-Anthony Towns Tyler Ulis Derek Willis |
| 2016 | Jonny David EJ Floreal Dominique Hawkins Isaac Humphries Charles Matthews Alex Poythress Dillon Pulliam |
| 2017 | Jonny David Isaac Humphries Dillon Pulliam Tai Wynyard |
| 2018 | Jemarl Baker Jr. Brad Calipari Jonny David Dillon Pulliam |

| | |
|------|--|
| 2019 | Jarrod Vanderbilt Brad Calipari Jonny David Tyler Herro Keldon Johnson Zan Payne Reid Travis |
|------|--|

KENTUCKY'S SINGLE-YEAR APR RATES IN THE CAL ERA

| Season | UK | NCAA Avg. |
|---------|-------|-----------|
| 2009-10 | 979 | 950 |
| 2010-11 | 979 | 951 |
| 2011-12 | 977 | 958 |
| 2012-13 | 1,000 | 963 |
| 2013-14 | 1,000 | 964 |
| 2014-15 | 1,000 | 965 |
| 2015-16 | 1,000 | 968 |
| 2016-17 | 1,000 | 966 |
| 2017-18 | 1,000 | 964 |



KENTUCKY IN THE NCAA TOURNAMENT

TOTALS

- 58 appearances
- Won 129, lost 52
- Eight NCAA championships
- Four-time national runner-up
- 17 Final Four appearances
- 34 Elite Eight appearances

YEARS IN NCAA TOURNEY

1942-45-48-49-51-52-55-56-57-58-59-61-62-64-66-68-69-70-71-72-73-75-77-78-80-81-82-83-84-85-86-87-*92-93-94-95-96-97-98-99-2000-01-02-03-04-05-06-07-08-10-11-12-14-15-16-17-18-19

* 1988 appearance vacated as part of NCAA sanctions

The Wildcats hold numerous records in NCAA play, both as a team and individually. Here are the NCAA records held by UK in all regular-season and NCAA Tournament games:

FEWEST POINTS ALLOWED (SINGLE GAME, SINCE 1938)

6 Kentucky (75) vs. Arkansas State, Jan. 8, 1945; and Tennessee (11) vs. Temple, Dec. 15, 1973

FEWEST FIELD GOALS (SINGLE GAME, SINCE 1938)

2 Arkansas State vs. Kentucky, Jan. 8, 1945; Duke vs. N.C. State, March 8, 1968

MOST REBOUNDS (SINGLE GAME)

108 Kentucky vs. Ole Miss, Feb. 8, 1964

MOST REBOUNDS (SEASON)

2,109 Kentucky, 1951 (34 games)

MOST CONSECUTIVE HOMECOURT VICTORIES

129 Kentucky, from Jan. 4, 1943, to Jan. 8, 1955 (ended by Georgia Tech, 59-58)

UNBEATEN TEAMS (since 1938, UK is one of 12 schools)

1954 Kentucky (25-0)

30-GAME WINNERS (UK has registered more 30-game winning seasons, 15, than any other school)

38 Kentucky, 2012 (NCAA record)
 Kentucky, 2015 (NCAA record)
 36 Kentucky, 1948
 35 Kentucky, 1997
 Kentucky, 1998
 Kentucky, 2010
 34 Kentucky, 1947
 32 Kentucky, 1949
 Kentucky, 1951
 Kentucky, 1986
 Kentucky, 2003
 Kentucky, 2017
 30 Kentucky, 1978
 Kentucky, 1993
 Kentucky, 1996
 Kentucky, 2019

MOST WINS BY A COACH IN HIS 1ST YEAR AT A SCHOOL

35 Tubby Smith, Kentucky, 1998
 John Calipari, Kentucky, 2010

NCAA SEASONAL STATISTICAL CHAMPIONS

WON-LOST PCT.

1954 – 1.000 (25-0)
 2015 – .974 (38-1)
 2012 – .950 (38-2)
 1978 – .938 (30-2)
 2010 – .921 (35-3)
 2003 – .889 (32-4)

SCORING OFFENSE

1952 – 82.3 PPG

SCORING MARGIN

1954 – 27.2 PPG (87.5 – 60.3)
 1952 – 26.9 PPG (82.3 – 55.4)
 1949 – 24.3 PPG (68.2 – 43.9)
 1951 – 22.2 PPG (74.7 – 52.5)
 1996 – 22.1 PPG (91.4 – 69.4)
 1997 – 20.3 PPG (83.1 – 62.8)
 2015 – 20.1 PPG (74.4 – 54.3)
 1995 – 18.4 PPG (87.4 – 69.0)
 2012 – 16.8 PPG (77.4 – 60.6)
 1957 – 14.8 PPG (84.2 – 69.4)

REBOUNDS

1951 – 2,109

FG PCT.

1983 – .556

3FG MADE

1990 – 10.04 PG

ASSISTS

1996 – 21.8 PG
 1997 – 19.4 PG

BLOCKED SHOTS

2012 – 8.6 BPG

FG PCT. DEFENSE

2012 – 37.4
 2015 – 35.4



KENTUCKY RECORDS IN THE NCAA TOURNAMENT

ALL-TIME

Most Tournament Appearances

58 – Kentucky

Most Tournament Games

181 – Kentucky

Most Tournament Wins

129 – Kentucky

SERIES

Most Assists in a Tournament:

143 – Kentucky, 1996 (6 games)

Most Blocks in a Tournament

48 – Kentucky, 1998 (6 games)

TEAM

Fewest Points in a Final Four Game

28 – Kentucky vs. Dartmouth (47), 1942

Fewest Field Goals Allowed in a Final Four Game

9 – Kentucky vs. Oklahoma State (9), 1949

Most Blocks in a Tournament Game

15 – Kentucky vs. Stony Brook, 2016

Most Blocks in a Tournament Game (Two Teams)

20 – Kentucky (14) vs. UCLA (6), 1998

Most FGs Attempted in a Tournament Game (Two Teams)

196 – Austin Peay (97) vs. Kentucky (96), 1973 (OT)

Most Personal Fouls by Two Final Four Teams

61 – Syracuse (30) vs. Kentucky (31), 1975

Highest FT%

100.0% (Tied) – (18-18) Kentucky vs. Utah, 2003

100.0% (Tied) – (17-17) Kentucky vs. Villanova, 1988

INDIVIDUAL

Highest FG% (Min. 10 FGs)

100.0% (Tied) - Kenny Walker (11-11) vs. Western Kentucky, 1986

Highest 3-Point FG% (Min. Five 3-Point FGs)

100.0% (Tied) - Jamal Mashburn (5-5) vs. Wake Forest, 1993

TEAM - CHAMPIONSHIP GAME

Largest Halftime Deficit Overcome

10 – Kentucky (31) vs. Utah (41), 1998

Most Points Scored by Two Teams

182 – Kentucky (94) vs. Duke (88), 1978

Most FG Made by Two Teams

71 – UCLA (38) vs. Kentucky (33), 1975

Most 3FG

12 – Kentucky vs. Syracuse, 1996 (12-27)

Most Disqualifications

4 – Kentucky vs. Arizona, 1997

Most Blocks

11 – Kentucky vs. Kansas, 2012

INDIVIDUAL - CHAMPIONSHIP GAME

Blocks

6 (Tied) – Anthony Davis vs. Kansas, 2012

Most 3FG

7 (Tied) – Tony Delk (7-12) vs. Syracuse, 1996

NCAA BASKETBALL'S ELITE

NCAA CHAMPIONSHIPS

| | | |
|----|-----------------|----------|
| 1. | UCLA | 11 |
| 2. | KENTUCKY | 8 |
| 3. | North Carolina | 6 |
| 4. | Duke | 5 |
| | Indiana | 5 |

NCAA FINAL FOURS

| | | |
|----|-----------------|-----------|
| 1. | North Carolina | 20 |
| 2. | KENTUCKY | 17 |
| | UCLA | 17 |
| 4. | Duke | 16 |
| 5. | Kansas | 14 |

NCAA FINAL FOUR WINS

| | | |
|----|-----------------|-----------|
| 1. | UCLA | 25 |
| 2. | KENTUCKY | 20 |
| 3. | North Carolina | 18 |
| 4. | Duke | 17 |
| 5. | Kansas | 12 |
| | Indiana | 12 |

NCAA TOURNAMENT APPEARANCES

| | | |
|----|-----------------|-----------|
| 1. | KENTUCKY | 58 |
| 2. | North Carolina | 50 |
| 3. | Kansas | 48 |
| 4. | UCLA | 47 |
| 5. | Duke | 43 |

TOURNAMENT GAMES

| | | |
|----|-----------------|------------|
| 1. | KENTUCKY | 181 |
| 2. | North Carolina | 173 |
| 3. | Kansas | 155 |
| 4. | Duke | 152 |
| 5. | UCLA | 141 |

TOURNAMENT WINS

| | | |
|----|-----------------|------------|
| 1. | KENTUCKY | 129 |
| 2. | North Carolina | 126 |
| 3. | Duke | 114 |
| 4. | Kansas | 108 |
| 5. | UCLA | 101 |

TOURNAMENT WINNING PERCENTAGE

| | | |
|----|-----------------|----------------------|
| 1. | Duke | .750 (114-38) |
| 2. | North Carolina | .728 (126-47) |
| 3. | UCLA | .716 (101-40) |
| 4. | KENTUCKY | .713 (129-52) |
| 5. | Florida | .710 (44-18) |

YEAR-BY-YEAR IN THE NCAA TOURNAMENT

WHAT'S WHAT?

UK Seed
↓
1998²

Site
↓
Atlanta

Opp. Seed
↓
15 S.C. State (1st Round)

Round
↓
82-67 W

| | | | | |
|-------------|--------------------|--|--------|---|
| 1942 | New Orleans | Illinois (<i>Regional Semifinals</i>) | 46-44 | W |
| | | Dartmouth (<i>Regional Finals</i>) | 47-28 | L |
| 1945 | New York | Ohio State (<i>Regional Semifinals</i>) | 45-37 | L |
| | | Tufts (<i>Consolation</i>) | 66-56 | W |
| 1948 | New York | Columbia (<i>Regional Semifinals</i>) | 76-53 | W |
| | | Holy Cross (<i>Regional Finals</i>) | 60-52 | W |
| | | Baylor (<i>National Finals</i>) | 58-42 | W |
| 1949 | New York | Villanova (<i>Regional Semifinals</i>) | 85-72 | W |
| | | Illinois (<i>Regional Finals</i>) | 76-47 | W |
| | | Seattle Oklahoma State (<i>National Finals</i>) | 46-36 | W |
| 1951 | Raleigh | Louisville (<i>1st Round</i>) | 79-68 | W |
| | | New York St. John's (<i>Regional Semifinals</i>) | 59-43 | W |
| | | Illinois (<i>Regional Finals</i>) | 76-74 | W |
| 1952 | Raleigh | Minneapolis Kansas State (<i>National Finals</i>) | 68-58 | W |
| | | Penn State (<i>Regional Semifinals</i>) | 82-54 | W |
| | | St. John's (<i>Regional Finals</i>) | 64-57 | L |
| 1955 | Evanston | Marquette (<i>Regional Semifinals</i>) | 79-71 | L |
| | | Penn State (<i>Consolation</i>) | 84-59 | W |
| 1956 | Iowa City | Wayne State (<i>Regional Semifinals</i>) | 84-64 | W |
| | | Iowa (<i>Regional Finals</i>) | 89-77 | L |
| 1957 | Lexington | Pittsburgh (<i>Regional Semifinals</i>) | 98-92 | W |
| | | Michigan State (<i>Regional Finals</i>) | 80-68 | L |
| 1958 | Lexington | Miami, Ohio (<i>Regional Semifinals</i>) | 94-70 | W |
| | | Notre Dame (<i>Regional Finals</i>) | 89-56 | W |
| | | Louisville Tempe (<i>National Semifinals</i>) | 61-60 | W |
| | | Seattle (<i>National Finals</i>) | 84-72 | W |
| 1959 | Evanston | Louisville (<i>Regional Semifinals</i>) | 76-61 | L |
| | | Marquette (<i>Consolation</i>) | 98-69 | W |
| 1961 | Louisville | Morehead State (<i>Regional Semifinals</i>) | 71-64 | W |
| | | Ohio State (<i>Regional Finals</i>) | 87-74 | L |
| 1962 | Iowa City | Butler (<i>Regional Semifinals</i>) | 81-60 | W |
| | | Ohio State (<i>Regional Finals</i>) | 74-64 | L |
| 1964 | Minneapolis | Ohio (<i>Regional Semifinals</i>) | 85-69 | L |
| | | Loyola, Chi. (<i>Consolation</i>) | 100-91 | L |
| | | College Park Dayton (<i>Regional Semifinals</i>) | 86-79 | W |
| 1966 | Iowa City | Michigan (<i>Regional Finals</i>) | 84-77 | W |
| | | College Park Duke (<i>National Semifinals</i>) | 83-79 | W |
| | | UTEP (<i>National Finals</i>) | 72-65 | L |
| 1968 | Lexington | Marquette (<i>Regional Semifinals</i>) | 107-89 | W |
| | | Ohio State (<i>Regional Finals</i>) | 82-81 | L |
| 1969 | Madison | Marquette (<i>Regional Semifinals</i>) | 81-74 | L |
| | | Miami, Ohio (<i>Consolation</i>) | 72-71 | W |



| | | | | |
|--|-----------------------|---|-----------------------|---|
| 1970 | Columbus | Notre Dame (<i>Regional Semifinals</i>) | 109-99 | W |
| | | Jacksonville (<i>Regional Finals</i>) | 106-100 | L |
| 1971 | Athens | Western Ky. (<i>Regional Semifinals</i>) | 107-83 | L |
| | | Marquette (<i>Consolation</i>) | 91-74 | L |
| 1972 | Dayton | Marquette (<i>Regional Semifinals</i>) | 85-69 | W |
| | | Florida State (<i>Regional Finals</i>) | 73-54 | L |
| 1973 | Nashville | Austin Peay (<i>Regional Semifinals</i>) | 106-100 ^{OT} | W |
| | | Indiana (<i>Regional Finals</i>) | 72-65 | L |
| 1975 | Tuscaloosa | Marquette (<i>1st Round</i>) | 76-54 | W |
| | Dayton | Central Michigan (<i>Regional Semifinals</i>) | 90-73 | W |
| | | Indiana (<i>Regional Finals</i>) | 92-90 | W |
| | San Diego | Syracuse (<i>National Semifinals</i>) | 95-79 | W |
| 1977 | Philadelphia | UCLA (<i>National Finals</i>) | 92-85 | L |
| | | Princeton (<i>1st Round</i>) | 72-58 | W |
| | College Park | VMI (<i>Regional Semifinals</i>) | 93-78 | W |
| | | North Carolina (<i>Regional Finals</i>) | 79-72 | L |
| 1978 | Knoxville | Florida State (<i>1st Round</i>) | 85-76 | W |
| | Dayton | Miami, Ohio (<i>Regional Semifinals</i>) | 91-69 | W |
| | | Michigan State (<i>Regional Finals</i>) | 52-49 | W |
| | St. Louis | Arkansas (<i>National Semifinals</i>) | 64-59 | W |
| Duke (<i>National Finals</i>) | | 94-88 | W | |
| 1980¹ | Bowling Green | ⁸ Florida State (<i>2nd Round</i>) | 97-78 | W |
| | Lexington | ⁴ Duke (<i>Regional Semifinals</i>) | 55-54 | L |
| 1981² | Tuscaloosa | ⁷ UAB (<i>2nd Round</i>) | 69-62 | L |
| 1982⁶ | Nashville | ¹¹ Middle Tennessee (<i>1st Round</i>) | 50-44 | L |
| 1983³ | Tampa | ¹¹ Ohio (<i>2nd Round</i>) | 57-40 | W |
| | Knoxville | ² Indiana (<i>Regional Semifinals</i>) | 64-59 | W |
| ¹ Louisville (<i>Regional Finals</i>) | | 80-68 ^{OT} | L | |
| 1984⁴ | Birmingham | ⁸ BYU (<i>2nd Round</i>) | 93-68 | W |
| | Lexington | ⁵ Louisville (<i>Regional Semifinals</i>) | 72-67 | W |
| | | ² Illinois (<i>Regional Finals</i>) | 54-51 | W |
| | Seattle | ¹ Georgetown (<i>National Semifinals</i>) | 53-40 | L |
| 1985¹² | Salt Lake City | ⁵ Washington (<i>1st Round</i>) | 66-58 | W |
| | | ⁴ UNLV (<i>2nd Round</i>) | 64-61 | W |
| | Denver | ¹ St. John's (<i>Regional Semifinals</i>) | 86-70 | L |
| 1986⁴ | Charlotte | ¹⁶ Davidson (<i>1st Round</i>) | 75-55 | W |
| | | ⁸ Western Kentucky (<i>2nd Round</i>) | 71-64 | W |
| | Atlanta | ⁵ Alabama (<i>Regional Semifinals</i>) | 68-63 | W |
| | | ¹¹ LSU (<i>Regional Finals</i>) | 59-57 | L |
| 1987⁸ | Atlanta | ⁹ Ohio State (<i>1st Round</i>) | 91-77 | L |
| *1988² | Cincinnati | ¹⁵ Southern (<i>1st Round</i>) | 99-84 | W |
| | | ⁷ Maryland (<i>2nd Round</i>) | 90-81 | W |
| | Birmingham | ⁶ Villanova (<i>Regional Semifinals</i>) | 80-74 | L |
| 1992² | Worcester | ¹⁵ Old Dominion (<i>1st Round</i>) | 88-69 | W |
| | | ¹⁰ Iowa State (<i>2nd Round</i>) | 106-98 | W |
| | Philadelphia | ³ Massachusetts (<i>Regional Semifinals</i>) | 87-77 | W |
| | | ¹ Duke (<i>Regional Finals</i>) | 104-103 ^{OT} | L |
| 1993¹ | Nashville | ¹⁶ Rider (<i>1st Round</i>) | 96-52 | W |
| | | ⁸ Utah (<i>2nd Round</i>) | 83-62 | W |
| | Charlotte | ⁵ Wake Forest (<i>Regional Semifinals</i>) | 103-69 | W |
| | | ³ Florida State (<i>Regional Finals</i>) | 106-81 | W |
| 1994³ | New Orleans | ¹ Michigan (<i>National Semifinals</i>) | 81-78 ^{OT} | L |
| | St. Petersburg | ¹⁴ Tennessee State (<i>1st Round</i>) | 83-70 | W |
| | | ⁶ Marquette (<i>2nd Round</i>) | 75-63 | L |
| 1995¹ | Memphis | ¹⁶ Mount St. Mary's (<i>1st Round</i>) | 113-67 | W |
| | | ⁹ Tulane (<i>2nd Round</i>) | 82-60 | W |

| | | | | |
|--------------------------|-----------------------|---|----------------------|---|
| | Birmingham | ⁵ Arizona State (<i>Regional Semifinals</i>) | 97-73 | W |
| | | ² North Carolina (<i>Regional Finals</i>) | 74-61 | L |
| 1996¹ | Dallas | ¹⁶ San Jose State (<i>1st Round</i>) | 110-72 | W |
| | | ⁹ Virginia Tech (<i>2nd Round</i>) | 84-60 | W |
| | Minneapolis | ⁴ Utah (<i>Regional Semifinals</i>) | 101-70 | W |
| | | ² Wake Forest (<i>Regional Finals</i>) | 83-63 | W |
| | E. Rutherford | ¹ Massachusetts (<i>National Semifinals</i>) | 81-74 | W |
| | | ⁴ Syracuse (<i>National Finals</i>) | 76-67 | W |
| 1997¹ | Salt Lake City | ¹⁶ Montana (<i>1st Round</i>) | 92-54 | W |
| | | ⁸ Iowa (<i>2nd Round</i>) | 75-69 | W |
| | San Jose | ⁴ St. Joseph's (<i>Regional Semifinals</i>) | 83-68 | W |
| | | ² Utah (<i>Regional Finals</i>) | 72-59 | W |
| | Indianapolis | ¹ Minnesota (<i>National Semifinals</i>) | 78-69 | W |
| | | ⁴ Arizona (<i>National Finals</i>) | 84-79 ^{OT} | L |
| 1998² | Atlanta | ¹⁵ S.C. State (<i>1st Round</i>) | 82-67 | W |
| | | ¹⁰ Saint Louis (<i>2nd Round</i>) | 88-61 | W |
| | St. Petersburg | ⁶ UCLA (<i>Regional Semifinals</i>) | 94-68 | W |
| | | ¹ Duke (<i>Regional Finals</i>) | 86-84 | W |
| | San Antonio | ³ Stanford (<i>National Semifinals</i>) | 86-85 ^{OT} | W |
| | | ³ Utah (<i>National Finals</i>) | 78-69 | W |
| 1999³ | New Orleans | ¹⁴ New Mexico State (<i>1st Round</i>) | 82-60 | W |
| | | ⁶ Kansas (<i>2nd Round</i>) | 92-88 ^{OT} | W |
| | St. Louis | ¹⁰ Miami, Ohio (<i>Regional Semifinals</i>) | 58-43 | W |
| | | ¹ Michigan State (<i>Regional Finals</i>) | 73-66 | L |
| 2000⁵ | Cleveland | ¹² St. Bonaventure (<i>1st Round</i>) | 85-80 ^{2OT} | W |
| | | ⁴ Syracuse (<i>2nd Round</i>) | 52-50 | L |
| 2001² | Long Island | ¹⁵ Holy Cross (<i>1st Round</i>) | 72-68 | W |
| | | ⁷ Iowa (<i>2nd Round</i>) | 92-79 | W |
| | Philadelphia | ⁶ Southern Cal (<i>Regional Semifinals</i>) | 80-76 | L |
| 2002⁴ | St. Louis | ¹³ Valparaiso (<i>1st Round</i>) | 83-68 | W |
| | | ¹² Tulsa (<i>2nd Round</i>) | 87-82 | W |
| | Syracuse | ¹ Maryland (<i>Regional Semifinals</i>) | 78-68 | L |
| 2003¹ | Nashville | ¹⁶ IUPUI (<i>1st Round</i>) | 95-64 | W |
| | | ⁹ Utah (<i>2nd Round</i>) | 74-54 | W |
| | Minneapolis | ⁵ Wisconsin (<i>Regional Semifinals</i>) | 63-57 | W |
| | | ³ Marquette (<i>Regional Finals</i>) | 83-69 | L |
| 2004¹ | Columbus | ¹⁶ Florida A&M (<i>1st Round</i>) | 96-76 | W |
| | | ⁹ UAB (<i>2nd Round</i>) | 76-75 | L |
| 2005² | Indianapolis | ¹⁵ Eastern Kentucky (<i>First Round</i>) | 72-64 | W |
| | | ⁷ Cincinnati (<i>2nd Round</i>) | 69-60 | W |
| | Austin | ⁶ Utah (<i>Regional Semifinals</i>) | 62-52 | W |
| | | ⁵ Michigan State (<i>Regional Finals</i>) | 94-88 ^{2OT} | L |
| 2006⁸ | Philadelphia | ⁹ UAB (<i>1st Round</i>) | 69-64 | W |
| | | ¹ UConn (<i>2nd Round</i>) | 87-83 | L |
| 2007⁸ | Chicago | ⁹ Villanova (<i>1st Round</i>) | 67-58 | W |
| | | ¹ Kansas (<i>2nd Round</i>) | 88-76 | L |
| 2008¹¹ | Anaheim | ⁶ Marquette (<i>1st Round</i>) | 74-66 | L |
| 2010¹ | New Orleans | ¹⁶ East Tennessee St. (<i>1st Round</i>) | 100-71 | W |
| | | ⁹ Wake Forest (<i>2nd Round</i>) | 90-60 | W |
| | Syracuse | ¹² Cornell (<i>Regional Semifinals</i>) | 62-45 | W |
| | | ² West Virginia (<i>Regional Finals</i>) | 73-66 | L |
| 2011⁴ | Tampa | ¹³ Princeton (<i>2nd Round</i>) | 59-57 | W |
| | | ⁵ Wake Forest (<i>3rd Round</i>) | 71-63 | W |
| | Newark | ¹ Ohio State (<i>Regional Semifinals</i>) | 62-60 | W |
| | | ² North Carolina (<i>Regional Finals</i>) | 76-69 | W |
| | Houston | ³ Connecticut (<i>National Semifinals</i>) | 56-55 | L |



| | | | | | |
|-------------------------|---------------------|--|---|-------|---|
| 2012¹ | Louisville | ¹⁶ Western Kentucky (2nd Round) | 81-66 | W | |
| | | ⁹ Iowa State (3rd Round) | 87-71 | W | |
| Atlanta | Atlanta | ⁴ Indiana (Regional Semifinals) | 102-90 | W | |
| | | ³ Baylor (Regional Finals) | 82-70 | W | |
| | | New Orleans | ⁴ Louisville (National Semifinals) | 69-61 | W |
| 2014⁸ | St. Louis | ² Kansas (National Finals) | 67-59 | W | |
| | | ⁹ Kansas State (2nd Round) | 56-49 | W | |
| | | ¹ Wichita State (3rd Round) | 78-76 | W | |
| Indianapolis | Indianapolis | ⁴ Louisville (Regional Semifinals) | 74-69 | W | |
| | | ² Michigan (Regional Finals) | 75-72 | W | |
| | | Dallas | ² Wisconsin (National Semifinals) | 74-73 | W |
| 2015¹ | Louisville | ⁷ UConn (National Finals) | 60-54 | L | |
| | | ¹⁶ Hampton (2nd Round) | 79-56 | W | |
| | | ⁸ Cincinnati (3rd Round) | 64-51 | W | |
| Cleveland | Cleveland | ⁵ West Virginia (Regional Semifinals) | 78-39 | W | |
| | | ³ Notre Dame (Regional Finals) | 68-66 | W | |
| | | Indianapolis | ¹ Wisconsin (National Semifinals) | 71-64 | L |
| 2016⁴ | Des Moines | ¹³ Stony Brook (1st Round) | 85-57 | W | |
| | | ⁵ Indiana (2nd Round) | 73-67 | L | |
| 2017² | Indianapolis | ¹⁵ Northern Kentucky (1st Round) | 79-70 | W | |
| | | ¹⁰ Wichita State (2nd Round) | 65-62 | W | |
| | | Memphis | ³ UCLA (Regional Semifinals) | 86-75 | W |
| 2018⁵ | Boise | ¹ North Carolina (Regional Finals) | 75-73 | L | |
| | | ¹² Davidson (1st Round) | 78-73 | W | |
| | | ¹³ Buffalo (2nd Round) | 95-75 | W | |
| Atlanta | Atlanta | ⁹ Kansas State (Regional Semifinals) | 61-58 | L | |
| | | Jacksonville | ¹⁵ Abilene Christian (1st Round) | 79-44 | W |
| | | Kansas City | ⁷ Wofford (2nd Round) | 62-56 | W |
| 2019² | Kansas City | ³ Houston (Regional Semifinals) | 62-58 | W | |
| | | ⁵ Auburn (Regional Finals) | 77-71 ^{OT} | L | |

*1988 NCAA Tournament games were vacated by the NCAA and do not count towards UK's official NCAA Tournament record



UK'S NCAA TOURNAMENT TEAM GAME HIGHS

MOST POINTS

113, Mount Saint Mary's (1995, 1st Round)
 110, San Jose State (1996, 1st Round)
 109, Notre Dame (1970, Sweet 16)
 106, Florida State (1993, Elite 8)
 106, Iowa State (1992, 2nd Round)
 106, Austin Peay (1973, Sweet 16) [OT]

BY OPPONENT

107 by Western Kentucky (1971, Sweet 16)
 106 by Jacksonville (1970, Elite 8)
 104 by Duke (1992, Elite 8) [OT]

FEWEST POINTS

28, Dartmouth (1942, Elite 8)
 37, Ohio State (1945, Sweet 16)
 40, Georgetown (1984, Final Four)
 44, Middle Tennessee (1982, 1st Round)

BY OPPONENT

36, Oklahoma State (1949, Championship)
 39, West Virginia (2015, Sweet 16)
 40, Miami, Ohio (1999, Sweet 16)
 42, Baylor (1948, Championship)

FIELD GOALS

50, Austin Peay (1973, Sweet 16)
 43, Notre Dame (1970, Sweet 16)
 43, Marquette (1968, Sweet 16)
 43, Marquette (1959, Regional Consolation)
 42, San Jose State (1996, 1st Round)

BY OPPONENT

46 by Austin Peay (1973, Sweet 16)
 42 by Western Kentucky (1971, Sweet 16)

FIELD GOALS ATTEMPTED

99, Miami, Ohio (1958, Sweet 16)
 97, Austin Peay (1973, Sweet 16)
 89, Jacksonville (1970, Elite 8)
 86, UCLA (1975, Championship)
 84, Loyola (1964, Regional Consolation)

BY OPPONENT

99 by Austin Peay (1973, Sweet 16)
 87 by Michigan State (1957, Elite 8)
 85 by Michigan (1966, Elite 8)

HIGHEST FIELD-GOAL PERCENTAGE

.667, Southern (1988, 1st Round) [38 of 57]
 .621, Miami, Ohio (1978, Sweet 16) [41 of 66]
 .619, Wake Forest (1993, Sweet 16) [3 of 63]
 .615, Utah (2005, Sweet 16) [24 of 39]
 .615, IUPUI (2003, 1st Round) [40 of 65]

BY OPPONENT

.660 by Ohio State (1987, 1st Round) [3 of 50]
 .654 by Duke (1992, Elite 8) [34 of 52]
 .605 by North Carolina (1977, Elite 8) [23 of 38]

LOWEST FIELD-GOAL PERCENTAGE

.245, Georgetown (1984, Final Four) [13 of 53]
 .280, North Carolina (1995, Elite 8) [21 of 75]
 .302, Temple (1958, Final Four) [19 of 63]
 .311, UAB (2006, 1st Round) [19 of 61]
 .316, Marquette (1994, 2nd Round) [24 of 76]

BY OPPONENT

.241 by West Virginia (2015, Sweet 16) [13 of 54]
 .263 by Stony Brook (2016, First Round) [20 of 76]
 .282 by Notre Dame (1958, Elite 8) [22 of 78]
 .288 by Hampton (2015, 2nd Round) [17 of 59]

3-POINT FIELD GOALS

16, Wake Forest (1993, Sweet 16)
 15, East Tennessee State (2010, 1st Round)
 13, Iowa (2001, 2nd Round)
 13, Mount Saint Mary's (1995, 1st Round)
 12, North Carolina (2011, Elite 8)
 12, Syracuse (1996, Championship)

BY OPPONENT

13 by Arizona State (1995, Sweet 16)
 12 by Kansas (1999, 2nd Round)

3-POINT FIELD GOALS ATTEMPTED

38, Marquette (1994, 2nd Round)
 36, North Carolina (1995, Elite 8)
 33, East Tennessee State (2010, 1st Round)
 32, West Virginia (2010, Elite 8)
 30, Arizona (1997, Championship)

BY OPPONENT

33 by Davidson (2018, 1st Round)
 32 by Northern Kentucky (2017, 1st Round)
 32 by St. Bonaventure (2000, 1st Round)

3-POINT FIELD-GOAL PERCENTAGE (MIN. 10 ATTEMPTS)

.667, Wake Forest (1993, Sweet 16) [16 of 24]
 .636, Wake Forest (1996, Elite 8) [7 of 11]
 .583, Cincinnati (2005, 2nd Round) [7 of 12]
 .571, New Mexico State (1999, 1st Round) [8 of 14]
 .545, North Carolina (2011, Elite 8) [12 of 22]
 .545, Duke (1992, Elite 8) [12 of 22]

BY OPPONENT

.625 by Kansas (2007, 2nd Round) [10 of 16]
 .571 by USC (2001, Sweet 16) [8 of 14]
 .556 by Holy Cross (2001, Sweet 16) [10 of 18]

FREE THROWS

35, Indiana (2012, Sweet 16)
 33, Tennessee State (1994, 1st Round)
 30, Washington (1985, 1st Round)
 30, Ohio State (1961, Elite 8)
 30, Pittsburgh (1957, Sweet 16)

BY OPPONENT

38 by Loyola (1964, Regional Consolation)
 34 by Arizona (1997, Championship)
 34 by Iowa State (1992, 2nd Round)

FREE THROWS ATTEMPTED

48, Tennessee State (1994, 1st Round)
 41, Pittsburgh (1957, Sweet 16)
 40, Washington (1985, 1st Round)
 39, Ohio State (1961, Elite 8)
 38, Syracuse (1975, Final Four)

**BY OPPONENT**

44 by Loyola (1964, Regional Consolation)
 41 by Arizona (1997, Championship)
 40 by UAB (1981, 2nd Round)

FREE-THROW PERCENTAGE (MIN. 10 ATTEMPTS)

1.000, Utah (2003, Sweet 16) [18 of 18]
 .946, Indiana (2012, Sweet 16) [35 of 37]
 .944, Connecticut (2006, 2nd Round) [17 of 18]
 .900, Dayton (1966, Sweet 16) [18 of 20]
 .900, Wisconsin (2015, Final Four) [9 of 10]

BY OPPONENT

1.000 by Villanova (1988, Sweet 16) [17 of 17]
 .950 by Wisconsin (2014, Final Four) [19 of 20]
 .917 by Utah (1997, Elite 8) [11 of 12]
 .917 by North Carolina (1977, Elite 8) [33 of 36]

REBOUND MARGIN

+27, Abilene Christina (2019, 1st Round)
 +26, Florida State (1993, Sweet 16)
 +23, Florida State (1980, 2nd Round)
 +20, Hampton (2105, 2nd Round)
 +20, Davidson (1986, 1st Round)

BY OPPONENT

+25 by Marquette (1971, Regional Consolation)
 +24 by Ohio State (1961, Elite 8)
 +15 by Utah (1998, Championship)

ASSISTS

35, San Jose State (1996, 1st Round)
 33, Mount St. Mary's (1995, 1st Round)
 27, East Tennessee State (2010, 1st Round)
 27, Arizona State (1995, Sweet 16)
 26, Iowa State (1992, 2nd Round)

BY OPPONENT

23 by Duke (1992, Elite 8)
 23 by UCLA (1975, Championship)
 21 by Marquette (2003, Elite 8)

MOST TURNOVERS

25, Southern (1988, 1st Round)
 23, Florida State (1978, 1st Round)
 21, Syracuse (2000, 2nd Round)
 20, Florida State (1993, Elite 8)
 20, Louisville (1984, Sweet 16)

BY OPPONENT

30 by Old Dominion (1992, 1st Round)
 28 by Tennessee State (1994, 1st Round)
 26 by Minnesota (1997, Final Four)
 26 by San Jose State (1996, 1st Round)

FEWEST TURNOVERS

4, Wisconsin (2014, Final Four)
 6, UCLA (2017, Sweet 16)
 6, Wisconsin (2015, Final Four)
 6, Indiana (2012, Sweet 16)
 6, Stanford (1998, Final Four)
 6, Utah (1996, Sweet 16)

BY OPPONENT

4 by Florida State (1978, 1st Round)
 5 by St. John's (1995, Sweet 16)
 6 by Duke (1998, Elite 8)

BLOCKS

15, Stony Brook (2016, 1st Round)
 14, UCLA (1998, Sweet 16)
 11, Kansas (2012, National Championship)
 11, Ohio State (2011, Sweet 16)
 11, East Tennessee State (2010, 1st Round)
 11, South Carolina State (1998, 1st Round)
 11, Montana (1997, 1st Round)

BY OPPONENT

9 by North Carolina (2017, Elite Eight)
 9 by Florida State (1978, 1st Round)
 8 by Massachusetts (1996, Final Four)
 8 by Middle Tennessee (1982, 1st Round)

STEALS

17, San Jose State (1996, 1st Round)
 17, Tennessee State (1994, 1st Round)
 16, Marquette (1994, 2nd Round)
 16, Old Dominion (1992, 1st Round)
 14, Minnesota (1997, Final Four)
 14, Montana (1997, 1st Round)

BY OPPONENT

13 by Florida A&M (2004, 1st Round)
 11 by Kansas State (2018, Sweet 16)
 11 by East Tennessee State (2010, 1st Round)
 11 by USC (2001, Sweet 16)
 11 by Louisville (1983, Elite 8)

WINNING MARGIN

+46, Mount St. Mary's, (1995 1st Round) [113-67]
 +44, Rider, (1993, 1st Round) [96-52]
 +39, West Virginia, (2015, Sweet 16) [78-39]
 +38, Montana, (1997, 1st Round) [92-54]
 +38, San Jose State, (1996, 1st Round) [110-72]



UK'S NCAA TOURNAMENT INDIVIDUAL GAME HIGHS

POINTS

- 44, Dan Issel vs. Notre Dame (1970, Sweet 16)
- 41, Tayshaun Prince vs. Tulsa (2002, 2nd Round)
- 41, Jack Givens vs. Duke (1978, Championship)
- 39, De'Aaron Fox vs. UCLA (2017, Sweet 16)
- 36, Dan Issel vs. Miami, Ohio (1969, Regional Cons.)
- 36, Dan Issel vs. Marquette (1968, Sweet 16)

OPPONENT

- 52, Austin Carr, Notre Dame (1970, Sweet 16)
- 36, Henry Finkel, Dayton (1966, Sweet 16)
- 35, Jim McDaniels, Western Kentucky (1971, Sweet 16)
- 34, Carl Cain, Iowa (1956, Elite 8)
- 33, Kent Benson, Indiana (1975, Elite 8)
- 33, Jerry Lucas, Ohio State (1962, Elite 8)
- 33, Jerry Lucas, Ohio State (1961, Elite 8)

FIELD GOALS

- 18, Jack Givens vs. Duke (1978, Championship) [27 att.]
- 17, Dan Issel vs. Notre Dame (1970, Sweet 16) [28 att.]
- 15, Jim Andrews vs. Austin Peay (1973, Sweet 16) [19 att.]
- 14, Tayshaun Prince vs. Tulsa (2002, 2nd Round) [21 att.]
- 14, Dan Issel vs. Marquette (1968, Sweet 16) [18 att.]
- 14, Louie Dampier vs. Dayton (1966, Sweet 16) [23 att.]
- 14, Bob Burrow vs. Wayne State (1956, Sweet 16)

OPPONENT

- 22, Austin Carr, Notre Dame (1970, 1st Round) [35 att.]
- 15, Henry Finkel, Dayton (1966, Sweet 16) [26 att.]

FIELD GOALS ATTEMPTED

- 30, Kevin Grevey vs. UCLA (1975, Championship)
- 29, Bill Spivey vs. Kansas State (1951, Championship)
- 28, Dan Issel vs. Notre Dame (1970, Sweet 16)
- 27, Jack Givens vs. Duke (1978, Championship)
- 27, Pat Riley vs. Michigan (1966, Elite 8)
- 27, Cotton Nash vs. Loyola (1964, Regional Consolation)

OPPONENT

- 35, Austin Carr, Notre Dame (1970, 1st Round)
- 32, Elgin Baylor, Seattle (1958, Championship)
- 31, James Williams, Austin Peay (1973, Sweet 16)
- 29, Don Hennon, Pittsburgh (1957, Sweet 16)
- 26, Ron Carter, VMI (1977, Sweet 16)
- 26, Henry Finkel, Dayton (1966, Sweet 16)
- 26, Bob Brown, Louisville (1951, 1st Round)

FIELD-GOAL PERCENTAGE (MIN. 8 ATTEMPTS)

- 1.000, Kenny Walker vs. Western Kentucky (1986, 2nd Round) [11 of 11]
- .909, Travis Ford vs. Wake Forest (1993, Sweet 16) [10 of 11]
- .900, DeMarcus Cousins vs. Wake Forest (2010, 2nd Round) [9 of 10]
- .900, Patrick Patterson vs. East Tennessee State (2010, 1st Round) [9 of 10]
- .875, Three times last by Anthony Davis [7 of 8] vs. Louisville (2012, Final Four)

OPPONENT

- 1.000, Christian Laettner, Duke (1992, Elite 8) [10 of 10]
- .900, Ben Caton, Utah (1996, Sweet 16) [9 of 10]
- .875, Ric Cobb, Marquette (1969, Sweet 16) [7 of 8]
- .818, Randy Ayers, Miami, Ohio (1978, Sweet 16) [9 of 11]

3-POINT FIELD GOALS

- 8, Eric Bledsoe vs. East Tennessee State (2010, 1st Round)
- 7, Tony Delk vs. Syracuse (1996, Championship)
- 6, Tayshaun Prince vs. Tulsa (2002, 2nd Round)
- 6, Tayshaun Prince vs. Iowa (2001, 2nd Round)
- 5, 15 times, last Doron Lamb vs. Iowa State (2012, 2nd Round)

OPPONENT

- 6, Eight times, last by Armoni Brooks, Houston, (2019, Sweet 16)

3-POINT FIELD GOALS ATTEMPTED

- 14, Tony Delk vs. North Carolina (1995, Elite 8)
- 12, Scott Padgett vs. Arizona (1997, Championship)
- 12, Tony Delk vs. Syracuse (1996, Championship)
- 12, Tony Delk vs. Marquette (1994, 2nd Round)
- 11, Brandon Knight vs. UConn (2011, Final Four)
- 11, Brandon Knight vs. North Carolina (2011, Elite 8)

OPPONENT

- 18, Jeff Boschee, Kansas (1999, 2nd Round)
- 14, Terrence Woods, Florida A&M (2004, 1st Round)
- 12, Armoni Brooks, Houston (2019, Sweet 16)
- 12, Fletcher Magee, Wofford, (2019, 2nd Round)

3-POINT FIELD-GOAL PERCENTAGE

(MIN. 5 ATTEMPTS)

- 1.000, Jamal Mashburn vs. Wake Forest (1993, Sweet 16) [5 of 5]
- .889, Eric Bledsoe vs. East Tennessee State (2010, 1st Round) [8 of 9]
- .833, Cameron Mills vs. St. Joseph's (1997, Sweet 16) [5 of 6]
- .833, Travis Ford vs. Wake Forest (1993, Sweet 16) [5 of 6]
- .800, John Pelphey vs. Iowa State (1992, 2nd Round) [4 of 5]

OPPONENT

- .857, Brandon Rush, Kansas (2007, 2nd Round) [6 of 7]
- .833, Shannon Brown, Michigan State (2005, Elite Eight) [5 of 6]
- .800, Nathan Hoover, Wofford (2019, 2nd Round) [4 of 5]
- .800, Isaac Hamilton, UCLA (2017, Sweet 16) [4 of 5]

FREE THROWS

- 17, Roger Newman vs. Ohio State (1961, Elite 8)
- 14, Randolph Morris vs. Kansas (2007, 2nd Round)
- 13, Five times, last by De'Aaron Fox vs. UCLA (2017, Sweet 16)

OPPONENT

- 16, John Riser, Pittsburgh (1957, Sweet 16)
- 15, Ron Bayless, Iowa State (1992, 2nd Round)
- 14, Miles Simon, Arizona (1997, Championship)
- 14, Dean Meminger, Marquette (1971, Regional Consolation)
- 14, Jim Coleman, Loyola (1964, Elite 8)

FREE THROWS ATTEMPTED

- 22, Roger Newman vs. Ohio State (1961, Elite 8)
- 20, PJ Washington vs. Kansas State (2018, Sweet 16)
- 19, Rodrick Rhodes vs. Tennessee State (1994, 1st Round)
- 17, Scott Padgett vs. Kansas (1999, 2nd Round)



OPPONENT

- 18, Robert Kendrick, Wayne State (1956, Sweet 16)
 17, Miles Simon, Arizona (1997, Championship)
 17, Dean Meminger, Marquette
 (1971, Regional Consolation)
 17, Jim Coleman, Loyola (1964, Elite 8)
 17, John Riser, Pittsburgh (1957, Sweet 16)

FREE-THROW PERCENTAGE (MIN. 10 ATTEMPTS)

- 1.000, 11 times, last by Michael Kidd-Gilchrist vs. Indiana
 (2012, Sweet 16) [10 of 10]

OPPONENT

- 1.000, 14 times last by Jared Harper, Auburn
 (2019, Elite 8) [11 of 11]

REBOUNDS

- 24, Jerry Bird vs. Iowa (1956, Elite 8)
 21, Bill Spivey vs. Kansas State (1951, Championship)
 18, Bam Adebayo vs. NKU (2017, 1st Round)
 16, Six times, last Anthony Davis vs. Kansas
 (2012, Championship)

OPPONENT

- 30, Jerry Lucas, Ohio State (1961, Elite 8)
 23, Kent Benson, Indiana (1975, Elite 8)
 20, Artis Gilmore, Jacksonville (1970, Elite 8)
 19, Elgin Baylor, Seattle (1958, Championship)

ASSISTS

- 14, Dicky Beal vs. BYU (1984, 2nd Round)
 11, John Wall vs. E. Tennessee State (2010, 1st Round)
 9, Seven times, last by Ramel Bradley vs. Kansas
 (2007, 2nd Round)

OPPONENT

- 14, Andre McCarter, UCLA (1975, Championship)
 12, by Edgar Padilla, Massachusetts (1996, Final Four)
 11, by Dwayne Wade, Marquette (2003, Elite 8)
 11, by Mateen Cleaves, Michigan State (1999, Elite 8)
 11, by Bruce Douglass, Illinois (1984, Elite 8)

BLOCKS

- 7, Anthony Davis vs. WKU (2012, 2nd Round)
 6, Skal Labissiere vs. Stony Brook (2016, 1st Round)
 6, Anthony Davis vs. Kansas (2012, Championship)
 6, Anthony Davis vs. Baylor (2012, Elite 8)
 6, Jamaal Magloire vs. UCLA (1998, Sweet 16)
 6, Nazr Mohammed vs. UCLA (1998, Sweet 16)

OPPONENT

- 6, Marcus Camby, Massachusetts (1996, Final Four)
 5, Buck Hailey, Middle Tennessee (1982, 1st Round)
 5, Bo Ellis, Marquette (1975, 1st Round)
 4, Eight times, last by Kennedy Meeks, North Carolina
 (2017, Elite 8)

STEALS

- 6, Anthony Epps vs. San Jose State (1996, 1st Round)
 6, Antoine Walker vs. San Jose State (1996, 1st Round)
 6, Dicky Beal vs. Louisville (1984, Sweet 16)
 5, Nine times, last Shai Gilgeous-Alexander vs. Davidson
 (2018, 1st Round)

OPPONENT

- 5, Terrence Woods, Florida A&M (2004, 1st Round)
 5, Tim Horton, Tennessee State (1994, 1st Round)
 4, 16 times, last by Reginald Johnson, Hampton
 (2015, 1st Round)



UK vs. NCAA TOURNAMENT OPPONENTS

| OPPONENT | FIRST MEETING | LAST MEETING | W-L |
|----------------------|---------------|--------------|-----|
| Abilene Christian | 2019 | | 1-0 |
| Alabama | 1986 | | 1-0 |
| Arizona | 1997 | | 0-1 |
| Arizona State | 1995 | | 1-0 |
| Arkansas | 1978 | | 1-0 |
| Auburn | 2019 | | 0-1 |
| Austin Peay | 1973 | | 1-0 |
| Baylor | 1948 | 2012 | 2-0 |
| Buffalo | 2018 | | 1-0 |
| Butler | 1962 | | 1-0 |
| BYU | 1984 | | 1-0 |
| Central Michigan | 1975 | | 1-0 |
| Cincinnati | 2005 | 2015 | 2-0 |
| Columbia | 1948 | | 1-0 |
| Cornell | 2010 | | 1-0 |
| Dartmouth | 1942 | | 0-1 |
| Davidson | 1986 | 2018 | 2-0 |
| Dayton | 1966 | | 1-0 |
| Duke | 1966 | 1998 | 3-2 |
| Eastern Kentucky | 2005 | | 1-0 |
| East Tennessee State | 2010 | | 1-0 |
| Florida A&M | 2004 | | 1-0 |
| Florida State | 1972 | 1993 | 3-1 |
| Georgetown | 1984 | | 0-1 |
| Hampton | 2015 | | 1-0 |
| Holy Cross | 1948 | 2001 | 2-0 |
| Houston | 2019 | | 1-0 |
| Illinois | 1942 | 1984 | 4-0 |
| Indiana | 1973 | 2016 | 3-2 |
| Iowa | 1956 | 2001 | 2-1 |
| Iowa State | 1992 | 2012 | 2-0 |
| IUPUI | 2003 | | 1-0 |
| Jacksonville | 1970 | | 0-1 |
| Kansas | 1999 | 2012 | 2-1 |
| Kansas State | 1951 | 2018 | 2-1 |
| Louisville | 1951 | 2014 | 4-2 |
| Loyola, Ill. | 1964 | | 0-1 |
| LSU | 1986 | | 0-1 |
| Marquette | 1955 | 2008 | 4-6 |
| Maryland | 2002 | | 0-1 |
| Miami, Ohio | 1958 | 1999 | 4-0 |
| Michigan | 1966 | 2014 | 2-1 |
| Michigan State | 1957 | 2005 | 1-3 |
| Middle Tennessee | 1982 | | 0-1 |
| Minnesota | 1997 | | 1-0 |
| Montana | 1997 | | 1-0 |
| Morehead State | 1961 | | 1-0 |
| Mount St. Mary's | 1995 | | 1-0 |
| New Mexico State | 1999 | | 1-0 |
| Northern Kentucky | 2017 | | 1-0 |
| North Carolina | 1977 | 2017 | 1-3 |
| Notre Dame | 1958 | 2015 | 3-0 |
| Ohio | 1964 | 1983 | 1-1 |
| Ohio State | 1945 | 2011 | 1-5 |
| Oklahoma State | 1949 | | 1-0 |
| Old Dominion | 1992 | | 1-0 |

| OPPONENT | FIRST MEETING | LAST MEETING | W-L |
|----------------------|---------------|--------------|-----|
| Penn State | 1952 | 1955 | 2-0 |
| Pittsburgh | 1957 | | 1-0 |
| Princeton | 1977 | 2011 | 2-0 |
| Rider | 1993 | | 1-0 |
| Saint Louis | 1998 | | 1-0 |
| San Jose State | 1996 | | 1-0 |
| Seattle | 1958 | | 1-0 |
| South Carolina State | 1998 | | 1-0 |
| Southern Cal | 2001 | | 0-1 |
| St. Bonaventure | 2000 | | 1-0 |
| St. John's | 1951 | 1985 | 1-2 |
| St. Joseph's | 1997 | | 1-0 |
| Stanford | 1998 | | 1-0 |
| Stony Brook | 2016 | | 1-0 |
| Syracuse | 1975 | 2000 | 2-1 |
| Temple | 1958 | | 1-0 |
| Tennessee State | 1994 | | 1-0 |
| Tufts | 1945 | | 1-0 |
| Tulane | 1995 | | 1-0 |
| Tulsa | 2002 | | 1-0 |
| UAB | 1981 | 2006 | 1-2 |
| UCLA | 1975 | 2017 | 2-1 |
| UConn | 2006 | 2014 | 0-3 |
| UMass | 1992 | 1996 | 2-0 |
| UNLV | 1985 | | 1-0 |
| Utah | 1993 | 2005 | 6-0 |
| UTEP | 1966 | | 0-1 |
| Valparaiso | 2002 | | 1-0 |
| Villanova | 1949 | 2007 | 2-0 |
| Virginia Tech | 1996 | | 1-0 |
| VMI | 1977 | | 1-0 |
| Wake Forest | 1993 | 2010 | 3-0 |
| Washington | 1985 | | 1-0 |
| Wayne | 1956 | | 1-0 |
| West Virginia | 2010 | 2015 | 2-1 |
| Western Kentucky | 1971 | 2012 | 2-1 |
| Wichita State | 2014 | 2017 | 2-0 |
| Wisconsin | 2003 | 2015 | 2-1 |
| Wofford | 2019 | | 1-0 |

Totals **129-52**



1947-48 NATIONAL CHAMPIONS



Sitting: Coach Adolph Rupp, Johnny Stough, Ralph Beard, Kenneth Rollins, Cliff Barker, Dale Barnstable, Assistant Coach Harry Lancaster
Standing: Manager Humzey Yessin, Garland Townes, Jim Jordan, Joe Holland, Alex Groza, Wallace Jones, Jim Line, Roger Day, Trainer Wilbert Bud Berger



KENTUCKY 58, BAYLOR 42 March 23, 1948 • New York

SEASON RECAP

Behind the Fabulous Five of Ralph Beard, Wah Wah Jones, Alex Groza, Kenny Rollins and Cliff Barker, the 1947-48 Kentucky men's basketball team went 36-3 en route to win the school's first national championship.

Kentucky got off to a quick start to the season, winning its first seven games before falling to Temple in a one-point buzzer-beater. The Wildcats, however, won 27 of their next 28 games, including a 58-38 victory retribution matchup over the Temple Owls. All five of the Wildcat starters were recognized by the Southeastern Conference with Jones, Beard and Rollins being named to the first team. Beard was also named the True Magazine Player of the Year for the second consecutive season.

Following the regular season, the Wildcats breezed through the Southeastern Conference Tournament, winning the four games by a total of 111 points, including a narrow 54-53 victory over Georgia Tech in the championship game. The NCAA Tournament went much as the conference tourney did. Jones scored 19 points in the opener over Columbia and then UK won an eight-point decision over Holy Cross in the second round to advance to the championship game against Baylor. Groza poured in 23 points for the 58-42 victory over the Bears.

CHAMPIONSHIP GAME

Alex Groza and Ralph Beard combined for 26 points and the Wildcats' defense held the Bears to 16 first-half points to capture UK's first NCAA title.

The title victory enabled the Wildcats to become only the second team ever to win both the NIT and NCAA titles. UK, which finished the season at 34-2, won the NIT title in 1946.

Paced by Groza and Beard, the Wildcats turned a 29-16 halftime lead into a 44-28 bulge midway through the second half. After Baylor rallied to cut the lead to 11, UK put the game out of reach as Wallace "Wah Wah" Jones scored four points to give the Wildcats a 15-point lead.

In addition to Groza and Beard, the Wildcats also got nine points apiece from Jones and Kenneth Rollins.

GAME REVIEW

| Kentucky PLAYER | FG | FTM | FTA | PF | TP |
|--------------------|-----------|-----------|-----------|-----------|-----------|
| Jones | 4 | 1 | 1 | 3 | 9 |
| Barker | 2 | 1 | 3 | 4 | 5 |
| Line | 3 | 1 | 1 | 3 | 7 |
| Groza | 6 | 2 | 4 | 4 | 14 |
| Holland | 1 | 0 | 0 | 1 | 2 |
| Beard | 4 | 4 | 4 | 1 | 12 |
| Rollins | 3 | 3 | 5 | 3 | 9 |
| Barnstable | 0 | 0 | 1 | 0 | 0 |
| Totals | 23 | 12 | 19 | 19 | 58 |

| Baylor PLAYER | FG | FTM | FTA | PF | TP |
|------------------|-----------|-----------|-----------|-----------|-----------|
| Owen | 2 | 1 | 2 | 0 | 5 |
| DeWitt | 3 | 2 | 4 | 3 | 8 |
| Hickman | 1 | 0 | 0 | 0 | 2 |
| Pulley | 0 | 1 | 1 | 0 | 1 |
| Heathington | 3 | 2 | 4 | 5 | 8 |
| Preston | 0 | 0 | 2 | 2 | 0 |
| Johnson | 3 | 4 | 7 | 5 | 10 |
| Robinson | 3 | 2 | 4 | 4 | 8 |
| Brack | 0 | 0 | 0 | 0 | 0 |
| Totals | 15 | 12 | 24 | 19 | 42 |

Halftime: UK 29, Baylor 16

1948-49 NATIONAL CHAMPIONS



Sitting: Coach Adolph Rupp, Jim Line, Cliff Barker, John Stough, Ralph Beard, Joe B. Hall, Garland Townes, Assistant Coach Harry Lancaster
Standing: Dale Barnstable, Walt Hirsch, Wallace Jones, Alex Groza, Bob Henne, Roger Day, Manager Humzey Yessin



KENTUCKY 46, OKLAHOMA A&M 36 MARCH 26, 1949 • SEATTLE

SEASON RECAP

With a familiar four starters returning from the Fabulous Five, the 1948-49 Kentucky men's basketball team appeared poised to make a second consecutive title run. The Wildcats raced through the regular season with only one loss, and only three teams throughout the year came within even 10 points of Kentucky. Alex Groza led the team in scoring in 13 of its last 15 games and he broke a UK and Southeastern Conference record with 38 points in a 95-40 win over Georgia on Feb. 21.

The team concluded the regular season with a 70-37 win over Vanderbilt at Alumni Gym, including a last-second 65-foot shot by Cliff Barker. The Cats again swept through the SEC Tournament in nearby Louisville, winning their opening-round game over Florida, 73-36. Kentucky outscored its SEC Tournament opponents by a total of 123 points in a four-game span, including a 68-52 win over Tulane in the conference final.

After being surprisingly upset in the first round of the NIT Tournament, the Wildcats had no trouble in NCAA play. Kentucky defeated Villanova, 85-72, and Illinois, 76-47, to advance to the national title game. Groza, Ralph Beard and Wah Wah Jones were all named All-America and Groza was named the tournament's MVP.

It was no surprise that when the first-ever Associated Press poll was released the following year, the Cats were ranked preseason No. 1.

CHAMPIONSHIP GAME

Paced by Alex Groza's 25 points and a defense that limited the Aggies to a mere nine field goals, the Wildcats were crowned NCAA champions for the second straight year.

Groza, a unanimous selection as the "Player of the Tournament," scored more than twice as many points as any other player. A&M's Jack Shelton was the game's only other player to score in double figures. He finished with 12 points.

The Aggies, coached by Hank Iba, led 5-2, but the Wildcats scored seven straight points, five by Groza, and never trailed again as they took a 25-20 first-half lead.

GAME REVIEW

Kentucky

| PLAYER | FG | FTM | FTA | PF | TP |
|---------------|-----------|-----------|-----------|-----------|-----------|
| Jones | 1 | 1 | 3 | 3 | 3 |
| Line | 2 | 1 | 2 | 3 | 5 |
| Groza | 9 | 7 | 8 | 5 | 25 |
| Beard | 1 | 1 | 2 | 4 | 3 |
| Barker | 1 | 3 | 3 | 4 | 5 |
| Barnstable | 1 | 1 | 1 | 1 | 3 |
| Hirsch | 1 | 0 | 0 | 1 | 2 |
| Totals | 16 | 14 | 19 | 21 | 46 |

Oklahoma A&M


| PLAYER | FG | FTM | FTA | PF | TP |
|---------------|----------|-----------|-----------|-----------|-----------|
| Yates | 1 | 0 | 0 | 1 | 2 |
| Bradley | 0 | 3 | 5 | 3 | 3 |
| Harris | 3 | 1 | 1 | 5 | 7 |
| Parks | 2 | 3 | 4 | 5 | 7 |
| Shelton | 3 | 6 | 7 | 4 | 12 |
| Jaquet | 0 | 1 | 2 | 0 | 1 |
| McArthur | 0 | 2 | 2 | 1 | 2 |
| Pilgrim | 0 | 2 | 2 | 1 | 2 |
| Smith | 0 | 0 | 0 | 1 | 0 |
| Totals | 9 | 18 | 23 | 21 | 36 |

Halftime: UK 25, Oklahoma A&M 20

UK extended the lead to 31-21 early in the second half and coasted the rest of the way.



1950-51 NATIONAL CHAMPIONS



Standing: Frank Ramsey, Shelby Linville, Bill Spivey, Roger Layne, Lou Tsioropoulos, Read Morgan **Seated:** Coach Adolph Rupp, Cliff Hagan, C.M. Newton, Walt Hirsch, Paul Lansaw, Dwight Price, Assistant Coach Harry Lancaster **Bottom Row:** Lindle Castle, Lucian Whitaker, Bobby Watson, Guy Strong, T. Riddle

KENTUCKY 68, KANSAS STATE 58 MARCH 27, 1951 • MINNEAPOLIS

SEASON RECAP

Kentucky opened the 1950-51 season on an 84-game home winning streak and the Wildcats began the year by moving from the antiquated Alumni Gym to the new 11,500-seat Memorial Coliseum that was designed to commemorate the Kentuckians who died in World War I, World War II and the Korean War.

Though illness plagued the team and its coach throughout the season, Kentucky compiled a 32-2 record and its third national title in four years. UK defeated archrival Louisville by 11 points, 79-68, in the opening round of the NCAA Tournament before breezing by St. John's in the next round. After posting a narrow 76-74 victory over Illinois in the East Regional championship, the Cats toppled Kansas State, 68-58, in the championship game.

Seven-foot center Bill Spivey led Kentucky, scoring 19.2 points per game during the season. He was followed by the junior duo of Shelby Linville and Bobby Watson, who each averaged 10.4 points per game. The Cats outscored their opponents by 757 points in UK's third championship season.

CHAMPIONSHIP GAME

Bill Spivey scored 22 points and an ailing Cliff Hagan sparked the Wildcats to their third NCAA title.

With a squad consisting of only six healthy players — Walt Hirsch was ineligible and Hagan was plagued by an infected throat — the Wildcats hardly looked like championship material as Kansas State broke out to a 20-12 lead.

It was then that Rupp inserted the ailing Hagan. It was a move that may have proved the difference as the sophomore forward sparked a rally that saw UK cut the Kansas State lead to 29-27 at the half.

Led by Hagan and Spivey, who dominated the boards, UK outscored Kansas State 41-29 in the second half to complete the come-from-behind victory.

GAME REVIEW


GAME REVIEW

| Kentucky PLAYER | FG | FTM | FTA | PF | TP |
|--------------------|-----------|-----------|-----------|-----------|-----------|
| Whitaker | 4 | 1 | 0 | 2 | 9 |
| Linville | 2 | 4 | 8 | 5 | 8 |
| Spivey | 9 | 4 | 6 | 2 | 22 |
| Ramsey | 4 | 1 | 3 | 5 | 9 |
| Watson | 3 | 2 | 4 | 3 | 8 |
| Hagan | 5 | 0 | 2 | 5 | 10 |
| Tsioropoulos | 1 | 0 | 0 | 1 | 2 |
| Newton | 0 | 0 | 0 | 0 | 0 |
| Totals | 28 | 12 | 23 | 23 | 68 |

| Kansas State PLAYER | FG | FTM | FTA | PF | TP |
|------------------------|-----------|-----------|-----------|-----------|-----------|
| Head | 3 | 2 | 2 | 5 | 8 |
| Stone | 3 | 6 | 8 | 5 | 12 |
| Hitch | 6 | 1 | 1 | 5 | 13 |
| Barrett | 2 | 0 | 2 | 1 | 4 |
| Iverson | 3 | 1 | 2 | 3 | 7 |
| Housey | 2 | 0 | 0 | 3 | 4 |
| Gibson | 0 | 1 | 1 | 5 | 1 |
| Upson | 0 | 0 | 0 | 1 | 0 |
| Knostman | 1 | 1 | 2 | 1 | 3 |
| Peck | 2 | 0 | 1 | 1 | 4 |
| Schuyler | 1 | 0 | 1 | 1 | 2 |
| Totals | 23 | 12 | 20 | 31 | 58 |

Halftime: Kansas State 29, UK 27

1957-58 NATIONAL CHAMPIONS



Sitting: Coach Adolph Rupp, Adrian Smith, John Crigler, Ed Beck, Don Mills, Johnny Cox, Vernon Hatton, Assistant Coach Harry Lancaster
Standing: Student Manager Jay Atkerson, Earl Adkins, Billy Smith, Phil Johnson, Bill Cassady, Lincoln Collinsworth, Harold Ross



KENTUCKY 84, SEATTLE 72

MARCH 22, 1958 • LOUISVILLE, KY.

SEASON RECAP

After finishing the previous year with a second-round NCAA Tournament loss on their home court, the 1957-58 Kentucky Wildcats, behind the starting lineup of Vernon Hatton, Johnny Cox, John Crigler, Adrian Smith and Ed Beck, lost two of their final five games and appeared an unlikely contender for the national championship.

The Cats were led by Hatton's 17.1 points per game and Cox's 14.9 points per game. Hatton proved his effectiveness as a clutch player by sinking a 47-foot shot at the end of regulation to send UK into overtime against Temple, a game that the Wildcats would win 85-83 after three extra periods. Kentucky breezed past the first two rounds of the NCAA Tournament, held in Lexington, with wins over Miami of Ohio and Notre Dame. UK then faced Temple in the next round and again won a close 61-60 decision.

The Wildcats defeated Seattle 84-72 in an anti-climactic national title, the fourth and final national championship for Adolph Rupp.

CHAMPIONSHIP GAME

Senior Vernon Hatton scored 30 points and the Wildcats overcame a 25-point, 19-rebound performance by Elgin Baylor to capture their fourth NCAA championship.

Led by Hatton and Johnny Cox, who finished with 24 points, the Wildcats twice battled back from 11-point deficits to gain the victory.

Trailing for much of the game, UK grabbed its first lead with 6:08 left when Don Mills hit a hook shot to give the Wildcats a 61-60 lead. Moments later, Cox hit a jump shot to make it 63-60 and UK never trailed again.

John Crigler added 14 points and 14 rebounds for the victors. Mills and Adrian Smith finished with nine and seven points, respectively.

Aside from Baylor, Seattle received 17 points from Charley Brown and 16 from Jerry Frizzell.

GAME REVIEW

Kentucky

| PLAYER | FGM | FGA | FTM | FTA | REB | PF | TP |
|---------------|-----------|-----------|-----------|-----------|-----------|-----------|-----------|
| Crigler | 5 | 12 | 4 | 7 | 14 | 4 | 14 |
| Cox | 10 | 23 | 4 | 4 | 16 | 3 | 24 |
| Beck | 0 | 1 | 0 | 1 | 3 | 4 | 0 |
| A. Smith | 2 | 8 | 3 | 5 | 6 | 4 | 7 |
| Hatton | 9 | 20 | 12 | 15 | 3 | 3 | 30 |
| Mills | 4 | 9 | 1 | 4 | 5 | 3 | 9 |
| Totals | 30 | 73 | 24 | 36 | 47 | 21 | 84 |


Seattle

| PLAYER | FGM | FGA | FTM | FTA | REB | PF | TP |
|---------------|-----------|-----------|-----------|-----------|-----------|-----------|-----------|
| Frizzell | 4 | 6 | 8 | 11 | 5 | 3 | 16 |
| Brown | 6 | 17 | 5 | 7 | 5 | 5 | 17 |
| Baylor | 9 | 32 | 7 | 9 | 19 | 4 | 25 |
| Harney | 2 | 5 | 0 | 1 | 1 | 1 | 4 |
| Saunders | 0 | 2 | 0 | 0 | 2 | 3 | 0 |
| Ogorek | 4 | 7 | 2 | 2 | 11 | 5 | 10 |
| Plasecki | 0 | 0 | 0 | 0 | 0 | 0 | 0 |
| Totals | 25 | 69 | 22 | 30 | 43 | 21 | 72 |

Halftime: Seattle 39, UK 36



1977-78 NATIONAL CHAMPIONS



Sitting: Coach Joe Hall, Jay Shidler, Dwane Casey, Kyle Macy, Jack Givens, Tim Stephens, Chris Gettelfinger, Truman Claytor, Assistant Coach Dick Parsons **Standing:** Assistant Trainer Walt McCombs, Manager Don Sullivan, LaVon Williams, Scott Courts, Mike Phillips, Rick Robey, Chuck Aleksinas, Fred Cowan, James Lee, Assistant Coach Leonard Hamilton, Assistant Coach Joe Dean Jr.

KENTUCKY 94, DUKE 88 MARCH 27, 1978 • ST. LOUIS

SEASON RECAP

Regular-season losses to Alabama and LSU were the only blemishes on Kentucky's 1977-78 record, as UK and senior Jack Givens, who averaged 18.1 points per game, went 30-2 for its first NCAA title in 20 years. UK outscored its opponents by 459 points during the season and were aided by 14.4 points per game from 6-foot-10 center Rick Robey.

Originally hailed as an underachieving team, Kentucky overcame obstacles to win the SEC championship and the first NCAA title under head coach Joe B. Hall. The Cats won their last eight regular-season games, including a 92-70 win over UNLV in the home finale, led by 26 points from Robey, and a 78-68 win over Vanderbilt in Nashville, Tennessee.

Characteristically, the Cats had no trouble with their early-round competition in the NCAA Tournament, as Florida State, Miami (Ohio) and Michigan State fell along the way. UK met up with Arkansas in the national semifinal game, which the Wildcats won 64-59, before defeating Duke, 94-88, in the championship final.

CHAMPIONSHIP GAME

Senior Jack Givens put on one of the finest individual performances in NCAA championship history in leading the Wildcats past the Blue Devils.

With many Kentucky fans among the crowd of 18,271 chanting "Goose, Goose," Givens scored 41 points, three short of the record for a championship game, to help the Wildcats to their fifth NCAA title and first in 20 years.

Givens' dominance was clearly evident in the first half as he scored 23 points, including UK's last 16 of the half, to turn a 29-28 UK lead into a 45-38 cushion. It was a deficit from which the Blue Devils would not recover.

Overall, Givens made 18 of 27 field goal attempts, 5 of 8 free throws, and added eight rebounds and three assists.

GAME REVIEW

Kentucky

| PLAYER | MIN | FG | FT | REB | A | PF | TP |
|---------------|------------|--------------|--------------|-----------|-----------|-----------|-----------|
| Givens | 37 | 18-27 | 5-8 | 8 | 3 | 4 | 41 |
| Robey | 32 | 8-11 | 4-6 | 11 | 0 | 2 | 20 |
| Phillips | 11 | 1-4 | 2-2 | 2 | 1 | 5 | 4 |
| Macy | 38 | 3-3 | 3-4 | 0 | 8 | 1 | 9 |
| Claytor | 24 | 3-5 | 2-4 | 0 | 3 | 2 | 8 |
| Lee | 20 | 4-8 | 0-0 | 4 | 2 | 4 | 8 |
| Shidler | 16 | 1-5 | 0-1 | 1 | 3 | 3 | 2 |
| Aleksinas | 1 | 0-0 | 0-0 | 0 | 0 | 1 | 0 |
| Williams | 10 | 1-3 | 0-0 | 4 | 0 | 2 | 2 |
| Cowan | 8 | 0-2 | 0-0 | 2 | 0 | 1 | 0 |
| Stephens | 1 | 0-0 | 0-0 | 0 | 0 | 0 | 0 |
| Courts | 1 | 0-0 | 0-0 | 0 | 0 | 0 | 0 |
| Gettelfinger | 1 | 0-0 | 0-0 | 0 | 0 | 0 | 0 |
| Casey | 1 | 0-0 | 0-0 | 0 | 0 | 1 | 0 |
| Totals | 200 | 39-68 | 16-25 | 32 | 20 | 26 | 94 |

Duke

| PLAYER | MIN | FG | FT | REB | A | PF | TP |
|---------------|------------|--------------|--------------|-----------|-----------|-----------|-----------|
| Banks | 37 | 6-12 | 10-12 | 8 | 2 | 2 | 22 |
| Dennard | 30 | 5-7 | 0-0 | 8 | 2 | 5 | 12 |
| Gminski | 37 | 6-16 | 8-8 | 12 | 2 | 3 | 20 |
| Harrell | 24 | 2-2 | 0-0 | 0 | 1 | 3 | 4 |
| Spanarkel | 40 | 8-16 | 5-6 | 2 | 3 | 4 | 21 |
| Suddath | 9 | 1-3 | 2-3 | 2 | 0 | 1 | 2 |
| Bender | 17 | 1-2 | 5-5 | 1 | 4 | 3 | 7 |
| Goetsch | 6 | 0-1 | 0-0 | 1 | 0 | 1 | 0 |
| Totals | 200 | 29-59 | 30-34 | 35 | 14 | 22 | 88 |

Technicals — Duke bench
Halftime: UK 45, Duke 38

1995-96 NATIONAL CHAMPIONS



Sitting: Assistant Coach Delray Brooks, Head Coach Rick Pitino, Allen Edwards, Derek Anderson, Jeff Sheppard, Tony Delk, Anthony Epps, Cameron Mills, Wayne Turner, Associate Coach Jim O'Brien, Assistant Coach Winston Bennett **Standing:** Equipment Manager Bill Keightley, Administrative Assistant George Barber, Jason Lathrem, Oliver Simmons, Nazr Mohammed, Mark Pope, Walter McCarty, Antoine Walker, Jared Prickett, Ron Mercer, Trainer Eddie Jamiel, Assistant Strength Coach Layne Kaufman, Strength Coach Shaun Brown

KENTUCKY 76, SYRACUSE 67

APRIL 1, 1996 • EAST RUTHERFORD, N.J.

SEASON RECAP

Kentucky strung together 25 consecutive wins, including a 16-0 mark in Southeastern Conference play, midway through the 1995-96 season and rolled to its sixth national championship, the first under head coach Rick Pitino. The dynamic duo of Tony Delk (17.8 ppg) and Antoine Walker (15.2 ppg) led the team dubbed "The Untouchables" by Pitino.

A 10-point loss to UMass in the second game of the season would be the only smudge on the Wildcats' schedule as they entered SEC Tournament play. UK posted dominating wins over Florida (100-76) and Arkansas (95-75) in the first two rounds of the tournament, but an upstart Mississippi State team shot 60 percent from the 3-point arc to hand UK a shocking 84-73 loss in the title game.

Kentucky still earned a No. 1 seed in the NCAA Tournament's Dallas Regional and stomped San Jose State and Virginia Tech to easily advance to the Sweet 16. The competition proved no tougher in the next two rounds as the Wildcats outscored Utah and Wake Forest by a combined 62 points. A rematch with UMass awaited in the national semifinal, but Kentucky had no trouble with John Calipari's Minutemen, surpassing them 81-74. The Wildcats, behind six first-half 3-pointers by Delk, defeated Syracuse, 76-67, in the national title game.

CHAMPIONSHIP GAME

Tony Delk tied a championship game record with seven 3-pointers and the Wildcats withstood a late Orangemen rally to win UK's sixth national title before a capacity crowd of 19,229 in the Continental Airlines Arena at the Meadowlands.

Delk, the Final Four's Most Outstanding Player, canned seven of 12 3-pointers to lead the Cats with 24 points. But after Syracuse had cut the lead to two, 64-62, with 4:46 remaining, a Delk misfire was tipped in by Walter McCarty to extend UK's lead to four. After holding the Orangemen on the next possession, Derek Anderson drained a 3 to push

GAME REVIEW

| Kentucky | | | | | | | | | | | | |
|---------------|-----|--------------|--------------|-------------|-----------|-----------|-----------|-----------|----------|-----------|-----------|--|
| PLAYER | MIN | FG | 3FG | FT | R | F | A | TO | B | S | TP | |
| Anderson | 16 | 4-8 | 2-3 | 1-1 | 4 | 2 | 1 | 2 | 0 | 3 | 11 | |
| Walker | 32 | 4-12 | 0-1 | 3-6 | 9 | 2 | 4 | 0 | 0 | 4 | 11 | |
| McCarty | 19 | 2-6 | 0-0 | 0-0 | 7 | 3 | 3 | 1 | 0 | 0 | 4 | |
| Delk | 37 | 8-20 | 7-12 | 1-2 | 7 | 2 | 2 | 3 | 1 | 2 | 24 | |
| Epps | 35 | 0-6 | 0-3 | 0-0 | 4 | 1 | 7 | 1 | 0 | 0 | 0 | |
| Pope | 27 | 1-6 | 0-2 | 2-2 | 3 | 3 | 2 | 4 | 0 | 1 | 4 | |
| Mercer | 24 | 8-12 | 3-4 | 1-1 | 2 | 3 | 2 | 0 | 0 | 1 | 20 | |
| Sheppard | 7 | 1-2 | 0-1 | 0-1 | 2 | 3 | 0 | 3 | 0 | 0 | 2 | |
| Edwards | 3 | 0-1 | 0-1 | 0-0 | 0 | 0 | 1 | 1 | 0 | 0 | 0 | |
| Team | | | | | 2 | | | | | | | |
| Totals | | 28-73 | 12-27 | 8-13 | 40 | 19 | 22 | 15 | 1 | 11 | 76 | |

| Syracuse | | | | | | | | | | | | |
|---------------|-----|--------------|-------------|-------------|-----------|-----------|-----------|-----------|----------|----------|-----------|--|
| PLAYER | MIN | FG | 3FG | FT | R | F | A | TO | B | S | TP | |
| Burgan | 39 | 7-10 | 3-5 | 2-5 | 8 | 5 | 1 | 5 | 0 | 1 | 19 | |
| Wallace | 38 | 11-19 | 2-3 | 5-5 | 10 | 5 | 1 | 6 | 1 | 0 | 29 | |
| Hill | 28 | 3-9 | 0-0 | 1-1 | 10 | 2 | 1 | 3 | 1 | 0 | 7 | |
| Sims | 39 | 2-5 | 1-4 | 1-2 | 2 | 2 | 7 | 7 | 0 | 1 | 6 | |
| Cipolla | 35 | 3-8 | 0-3 | 0-0 | 1 | 1 | 2 | 2 | 0 | 4 | 6 | |
| Reafsnyder | 13 | 0-1 | 0-0 | 0-0 | 4 | 0 | 0 | 1 | 0 | 0 | 0 | |
| Janulis | 8 | 0-0 | 0-0 | 0-0 | 2 | 2 | 0 | 0 | 0 | 0 | 0 | |
| Nelson | 0 | 0-0 | 0-0 | 0-0 | 0 | 0 | 0 | 0 | 0 | 0 | 0 | |
| Team | | | | | 1 | | | | | | | |
| Totals | | 26-52 | 6-15 | 9-13 | 38 | 17 | 12 | 24 | 2 | 6 | 67 | |


Halftime: UK 42, Syracuse 33

the lead to seven. SU would get no closer than five in the final minutes.

Delk was joined on the Final Four All-Tournament team by freshman Ron Mercer, who was sensational off the bench, scoring a career-high 20 points on 8-of-12 shooting from the field, including 3 of 4 from 3-point range.



1997-98 NATIONAL CHAMPIONS



Sitting: Assistant Coach Mike Sutton, Head Coach Orlando “Tubby” Smith, Saul Smith, Cameron Mills, Jeff Sheppard, Wayne Turner, Steve Masiello, Assistant Coach George Felton, Assistant Coach Shawn Finney **Standing:** Special Assistant Leon Smith, Administrative Assistant Simeon Mars, Equipment Manager Bill Keightley, Ryan Hogan, Heshimu Evans, Scott Padgett, Nazr Mohammed, Jamaal Magloire, Michael Bradley, Myron Anthony, Allen Edwards, Trainer Eddie Jamiel, Strength Coach Tom Boyd

KENTUCKY 78, UTAH 69
MARCH 30, 1998 • SAN ANTONIO

SEASON RECAP

The team that became known as the “Comeback Cats,” the 1997-98 Kentucky Wildcats captured their second NCAA title in three years after overcoming a 10-point halftime deficit against Utah in the national championship game. UK was 10-3 in games decided by 10 points or less and 7-1 in games decided by three points or less during the season.

Kentucky’s players provided a balanced attack, as all five starters averaged more than nine points per game with senior guard Jeff Sheppard averaging 13.7 points per game and junior center Nazr Mohammed averaging 12.0 points per game. The Wildcats rolled to an 86-56 victory over South Carolina in the SEC Tournament final and then sprinted past South Carolina State, St. Louis and UCLA in the first three rounds of the NCAA Tournament.

CHAMPIONSHIP GAME

Kentucky battled back from a 41-31 halftime deficit to Utah — the largest halftime margin ever overcome in an NCAA title game — to claim the school’s seventh national championship before 40,509 fans in the Alamodome.

Utah was propelled to the early lead thanks to a 24-6 rebounding advantage in the first half. But Heshimu Evans sparked the “Comeback Cats” off the bench with seven straight points early in the second half. Later, Final Four Most Outstanding Player Jeff Sheppard canned a baseline jumper with 4:54 remaining to give UK a 65-64 lead. The exhausted Utes then missed 11 consecutive field goals as the Wildcats claimed their second NCAA championship in three years.

Scott Padgett joined Sheppard on the All-Final Four team after scoring 17 points. UK outrebounded the Utes 18-15 in the second half.

GAME REVIEW

| Kentucky | | | | | | | | | | | | |
|---------------|--------------|-------------|--------------|-----------|-----------|-----------|-----------|----------|----------|-----------|----|--|
| PLAYER | MIN | FG | 3FG | FT | R | F | A | TO | B | S | TP | |
| Edwards | 24 | 2-7 | 0-3 | 0-0 | 1 | 0 | 5 | 0 | 0 | 1 | 4 | |
| Padgett | 33 | 6-11 | 1-5 | 4-4 | 5 | 4 | 1 | 0 | 0 | 0 | 17 | |
| Mohammed | 13 | 5-9 | 0-0 | 0-0 | 2 | 4 | 0 | 1 | 2 | 0 | 10 | |
| Turner | 27 | 2-5 | 0-1 | 2-4 | 2 | 0 | 4 | 5 | 0 | 3 | 6 | |
| Sheppard | 34 | 7-14 | 0-2 | 2-2 | 4 | 1 | 3 | 2 | 0 | 2 | 16 | |
| Magloire | 22 | 2-3 | 0-0 | 3-3 | 2 | 4 | 1 | 0 | 3 | 0 | 7 | |
| Evans | 23 | 3-4 | 2-2 | 2-2 | 6 | 1 | 0 | 3 | 1 | 1 | 10 | |
| Mills | 12 | 2-4 | 2-4 | 2-2 | 0 | 0 | 1 | 0 | 0 | 0 | 8 | |
| Smith | 7 | 0-0 | 0-0 | 0-0 | 0 | 0 | 0 | 0 | 0 | 0 | 0 | |
| Bradley | 5 | 0-0 | 0-0 | 0-0 | 1 | 1 | 0 | 0 | 0 | 0 | 0 | |
| Team | | | | | 1 | | | | | | | |
| Totals | 29-57 | 5-17 | 15-17 | 24 | 15 | 15 | 11 | 6 | 7 | 78 | | |

| Utah | | | | | | | | | | | | |
|---------------|--------------|-------------|--------------|-----------|-----------|-----------|-----------|----------|----------|-----------|----|--|
| PLAYER | MIN | FG | 3FG | FT | R | F | A | TO | B | S | TP | |
| Mottola | 28 | 4-10 | 1-3 | 6-6 | 8 | 4 | 0 | 3 | 0 | 0 | 15 | |
| Jensen | 35 | 5-6 | 1-1 | 3-3 | 2 | 2 | 2 | 1 | 0 | 0 | 14 | |
| Doleac | 34 | 5-12 | 1-1 | 4-6 | 10 | 2 | 1 | 1 | 2 | 3 | 15 | |
| Miller | 37 | 6-15 | 0-3 | 4-7 | 6 | 5 | 5 | 8 | 0 | 2 | 16 | |
| Hansen | 32 | 1-6 | 0-2 | 0-0 | 5 | 2 | 1 | 2 | 0 | 3 | 2 | |
| Johnsen | 16 | 3-4 | 1-2 | 0-0 | 4 | 0 | 0 | 3 | 0 | 0 | 7 | |
| McTavish | 3 | 0-0 | 0-0 | 0-0 | 0 | 1 | 2 | 0 | 0 | 0 | 0 | |
| Jackson | 10 | 0-1 | 0-1 | 0-0 | 0 | 2 | 1 | 0 | 0 | 0 | 0 | |
| Caton | 5 | 0-1 | 0-1 | 0-0 | 0 | 0 | 0 | 0 | 0 | 0 | 0 | |
| Team | | | | | 4 | | | | | | | |
| Totals | 24-55 | 4-14 | 17-22 | 39 | 18 | 12 | 18 | 2 | 8 | 69 | | |

Halftime: Utah 41, UK 31

2011-12 NATIONAL CHAMPIONS



Sitting: Assistant Coach Kenny Payne, Assistant Coach Orlando Antigua, Brian Long, Sam Malone, Doron Lamb, Marquis Teague, Ryan Harrow, Jarrod Polson, Head Coach John Calipari, Assistant Coach John Robic **Standing:** Jon Hood, Michael Kidd-Gilchrist, Terrence Jones, Kyle Wiltjer, Anthony Davis, Eloy Vargas, Darius Miller, Twany Beckham



KENTUCKY 67, KANSAS 59 APRIL 2, 2012 • NEW ORLEANS

SEASON RECAP

On the heels of a school record 30-win regular season, including a 24-game winning streak and 16-0 mark in league play, Kentucky earned the overall No. 1 seed in the NCAA Tournament. The Wildcats defeated in-state rival Louisville, 69-61, to earn a spot in the championship game en route to Kentucky's eighth national title and John Calipari's first.

The Wildcats scoring was as balanced as ever with five players averaging double figures, led by Anthony Davis' 14.2. Doron Lamb (13.7), Terrence Jones (12.3), Michael Kidd-Gilchrist (11.9) and Marquis Teague (10.0) rounded out UK's top five in scoring.

Davis finished with a 10.4 rebounding average and a national-best 4.7 blocks per game shattering the school, SEC and NCAA freshman records for blocks in a season.

UK lost just two games all season and cruised through the SEC regular season with a spotless 16-0 record.

CHAMPIONSHIP GAME

Kentucky's top freshman, Anthony Davis, had a rough shooting night, but John Calipari coached this team to a wire-to-wire victory to cap a season that cried for no less than a championship for their ol' Kentucky home.

Doron Lamb led the Wildcats with 22 points, including back-to-back 3-pointers that put them up by 16 with 10 minutes left.

The Jayhawks, kings of the comeback all season, fought to the finish and trimmed that deficit to five with 1:37 left. But Kentucky made five free throws down the stretch to seal the win.

Michael Kidd-Gilchrist was another headliner, creating space for himself to score all 11 of his points in the first half.

Davis, meanwhile, might have had the most dominating six-point night in the history of college basketball, earning the nod as the most outstanding player. He finished with 16 rebounds, six blocks, five assists and three steals - and made his only field goal with 5:13 left in the game. It was a surefire illustration of how the 6-foot-10 freshman could

GAME REVIEW

Kansas

| PLAYER | MIN | FG | 3FG | FT | R | F | A | TO | B | S | TP |
|---------------|--------------|-------------|--------------|-----------|-----------|----------|----------|----------|----------|-----------|----|
| Robinson | 36 | 6-17 | 0-0 | 6-7 | 17 | 2 | 1 | 1 | 0 | 0 | 18 |
| Withey | 32 | 2-8 | 0-0 | 1-1 | 7 | 2 | 1 | 1 | 4 | 2 | 5 |
| Taylor | 36 | 8-17 | 1-1 | 2-3 | 4 | 1 | 3 | 5 | 0 | 1 | 19 |
| Johnson | 36 | 5-13 | 3-7 | 0-0 | 2 | 1 | 2 | 0 | 1 | 0 | 13 |
| Releford | 30 | 1-6 | 1-2 | 1-2 | 1 | 5 | 1 | 2 | 0 | 0 | 14 |
| Teahan | 17 | 0-1 | 0-1 | 0-0 | 0 | 1 | 1 | 0 | 0 | 1 | 0 |
| Wesley | 2 | 0-0 | 0-0 | 0-0 | 0 | 0 | 0 | 0 | 0 | 0 | 0 |
| Young | 11 | 0-0 | 0-0 | 0-2 | 3 | 4 | 0 | 0 | 1 | 0 | 0 |
| Team | | | | | 1 | | | | | | |
| Totals | 22-62 | 5-11 | 10-15 | 35 | 16 | 9 | 9 | 5 | 6 | 59 | |

Kentucky

| PLAYER | MIN | FG | 3FG | FT | R | F | A | TO | B | S | TP |
|----------------|--------------|-------------|--------------|-----------|-----------|-----------|-----------|-----------|----------|-----------|----|
| Jones | 29 | 4-7 | 0-1 | 1-2 | 7 | 4 | 0 | 2 | 2 | 1 | 9 |
| Davis | 36 | 1-10 | 0-0 | 4-6 | 16 | 2 | 5 | 3 | 6 | 3 | 6 |
| Kidd-Gilchrist | 35 | 4-7 | 0-1 | 3-4 | 6 | 2 | 1 | 1 | 1 | 0 | 11 |
| Lamb | 35 | 7-12 | 3-6 | 5-6 | 2 | 2 | 3 | 1 | 0 | 0 | 22 |
| Teague | 34 | 5-14 | 2-3 | 2-3 | 2 | 2 | 3 | 2 | 0 | 0 | 14 |
| Miller | 25 | 2-5 | 1-2 | 0-0 | 6 | 2 | 0 | 2 | 2 | 0 | 5 |
| Vargas | 3 | 0-0 | 0-0 | 0-0 | 0 | 1 | 0 | 0 | 0 | 0 | 0 |
| Wiltjer | 3 | 0-1 | 0-1 | 0-0 | 0 | 0 | 0 | 0 | 0 | 0 | 0 |
| Team | | | | | 4 | | | | | | |
| Totals | 23-56 | 6-14 | 15-21 | 43 | 15 | 12 | 11 | 11 | 4 | 67 | |

Halftime: UK 41, KU 27

exert his will on a game even on a rare night when the shots weren't falling.




HELMS NATIONAL TITLES



1933 HELMS NATIONAL TITLISTS

Front Row: J.W. Biggerstaff, Evan Settle, Charles Gates, Vernon Nugent, Jack Tucker, Maurice Jackson, Dave Lawrence **Middle Row:** Coach Adolph Rupp, Athletic Director S.A. Boles, Ralph Kercheval, William Davis, Ellis Johnson, Darrell Darby, Trainer Frank Mann, Asst. Coach Len Miller **Back Row:** Crittenden Blair, Berkley Davis, John Morris, Forest Sale, John DeMoisey, George Yates, Howard Kreuter, Manager Charles Maxson



1954 HELMS NATIONAL TITLISTS

Front Row: Coach Adolph Rupp, Linville Puckett, Jess Curry, Gayle Rose, Clay Evans, Willie Rouse, Dan Chandler, Pete Grigsby, Assistant Coach Harry Lancaster **Back Row:** Student Manager Mike Dolan, Hugh Coy, Cliff Hagan, Lou Tsioropoulos, Jerry Bird, Phil Grawemeyer, Harold Hurst, Bill Bibb, Frank Ramsey, Bill Evans

THE HELMS ATHLETIC FOUNDATION

Founded in Los Angeles in the mid-1930s by Bill Schroader and Paul Helms, the Helms Foundation researched records to rank the nation's top teams dating back to 1901. From 1939, when the NCAA Tournament started, the Helms and NCAA champions were the same, except for 1939, '40, '44, '54. In addition to its NCAA championship years of 1948, '49, '51, '58, '78, '96 and '98, Kentucky was named the Helms national champion in 1933 (20-3) and 1954 (25-0).


NATIONAL HELMS PLAYER OF THE YEAR




Forest Sale - 1933



Leroy Edwards- 1935



Jack Givens - 1978



ADOLPH RUPP

UK Record: 876-190 (82.2%), 41 years* | 1931-72
Alma Mater (Year): Kansas (1923)
Hometown: Halstead, Kan.
Born: Sept. 2, 1901 | **Died:** Dec. 10, 1977 (age 76)

A former UK media guide began, "In the storied land of Kentucky Colonels, there dwelled but one Baron, a man of consummate pride and a moldier of powerful teams which for more than four decades made the name University of Kentucky synonymous with the game of basketball."

Tutored by the great Phog Allen at Kansas and a student of the game under Dr. James Naismith, Rupp learned his craft at an early age. After leaving the high school ranks in Freeport, Illinois, to take the UK job in 1930, the "man in the brown suit" became the winningest coach in all of college basketball. He was an innovator of the fast break, a trademark of the Wildcats even today. To become the winningest coach in his sport, Rupp passed his mentor, Coach Allen, on March 12, 1966, with his 747th victory against Dayton in the Mideast Regional. He achieved the top ranking when he passed Western Kentucky's E.A. Diddle with victory No. 760 on Feb. 18, 1967, at Mississippi State.

He finished with 876 wins when he retired in 1972, a mark that stood for 25 years until North Carolina's Dean Smith moved ahead in 1997.

Among the many UK victories were four NCAA titles (1948, '49, '51 and '58), one Olympic Gold Medal (1948), one NIT championship (1946), 27 Southeastern Conference titles, and his Wildcats were voted No. 1 in the final polls on six different occasions.

Rupp coached some of America's best – Sale, Beard, Groza, Hagan, Ramsey, Cox, Hatton, Nash, Riley and Issel. Twenty-six of his Cats were voted All-Americans (as recognized by the NCAA) 44 times.

His teams were unmatched in league play, earning a 397-75 (84.1 percent) record against SEC competition. In the conference tournament, Rupp's Wildcats were 57-6, winning 13 titles in 19 appearances.

Before the end of his 42-year career, the four-time National Coach of the Year was inducted into the Naismith Hall of Fame in 1969. Rupp also earned SEC Coach of the Year honors on seven occasions.



JOE B. HALL

UK Record: 297-100 (74.8%), 13 years | 1973-85
Alma Mater (Year): Kentucky (1955)
Hometown: Cynthiana, Ky.
Born: Nov. 30, 1928

Joe B. Hall, who grew up just 20 minutes north of the University of Kentucky campus in Cynthiana, had the unenviable task of following the legendary Adolph Rupp, who was forced to retire at age 70. But Hall, the former Rupp assistant, met the challenge head on, coaching three teams to the Final Four (1975, '78 and '84) and winning the 1978 NCAA championship, the school's fifth title and first in 20 seasons.

Hall began his association with Kentucky as a student-athlete during the "Fabulous Five era." He played one year of junior varsity and one year of varsity basketball before transferring to the University of the South in Sewanee, Tennessee, where he finished his eligibility and set a single-game scoring record. Following his college career, Hall toured Europe with the Harlem Globetrotters in 1951, but later returned to UK and completed his degree requirements.

His coaching career began at Shepherdsville (Ky.) High School in 1956. It continued on to Regis College in Denver, where he spent five years (57-50 record), and Central Missouri State, where he recorded a 19-6 mark in one season before returning to UK as an assistant to Rupp on July 1, 1965.

As the UK head coach, Hall won national coach of the year honors in 1978 and four Southeastern Conference Coach of the Year awards. He had seven players win All-America honors 11 times.

Hall's squads recorded a 172-62 (73.5 percent) record versus SEC competition during the regular season, winning eight SEC titles in 13 seasons and one league tournament championship in six tries.

While Coach Rupp witnessed 44 of his players drafted by the NBA, Hall saw 24 players drafted during his 13-year tenure, five in the first round.

Retired, Hall still resides in Lexington.



RICK PITINO

UK Record: 219-50 (81.4%), 8 years | 1990-97

Alma Mater (Year): Massachusetts (1974)

Hometown: New York

Born: Sept. 18, 1952

Promising to win right away, the 36-year-old coach from the New York Knicks accepted the challenge of rebuilding the Kentucky basketball dynasty. Pitino came to UK with impressive credentials, having rebuilt Boston U., Providence and the Knicks. His first UK team, "Pitino's Bombinos," shocked the college basketball world by defeating Shaquille O'Neal, Chris Jackson and the No. 9-ranked LSU Tigers in Lexington en route to a surprising 14-14 record in 1989-90.

It was a glimpse into the future. The following year, UK finished with the best record in the SEC. Then in 1992, fresh off NCAA probation, the "Unforgettables" took eventual national champion Duke into overtime of the East Regional final before falling 104-103 in what many have labeled "the greatest college basketball game ever played."

In 1993, with Jamal Mashburn leading the charge, UK advanced to the Final Four for the first time in nine years, losing to Michigan in overtime. After an Elite Eight finish in '95, Pitino's squad became the team to beat in '96. Highlights included the school's first league championship in 10 seasons, a 27-game win streak, a top-three ranking nearly the entire season, and the crowning jewel, the school's sixth NCAA title.

After UK lost four players to the NBA Draft, Pitino's task of defending the national championship became more difficult after star-guard Derek Anderson severely injured his knee during the '97 season. But the Cats wouldn't fold, rolling to the title game before losing to Arizona in overtime.

Along the way, Pitino won five of six SEC Tournament championships, two ECAC Holiday Classics, the Maui Invitational and the Great Alaska Shootout. He had a 104-28 record versus SEC teams in the regular season, winning two league crowns, and an amazing 17-1 record in the SEC tournament.

He coached three All-Americans and eight All-SEC performers. The NBA drafted eight of his Wildcats, six in the first round, including three lottery picks.

Following the national runner-up trophy in 1997, the former point guard at UMass left UK for the challenge of rebuilding the NBA's Boston Celtics.



ORLANDO "TUBBY" SMITH

UK Record: 263-83 (76.0%), 10 years | 1998-2007

Alma Mater (Year): High Point (N.C.) (1973)

Hometown: Scotland, Md.

Born: June 30, 1951

As Kentucky made its run to the NCAA's 2005 Elite Eight, national media members began to notice unusual traits about Tubby Smith's latest group of Wildcats. For instance, no player scored 15 or more points a game. No one averaged eight rebounds. As many as 13 players routinely saw action, often in the first half alone.

This team was selfless and versatile, yet extremely competitive, just like its coach, Orlando "Tubby" Smith.

In his 10 seasons in the Bluegrass, Smith won with McDonald's All-Americans and with unheralded prep talent. He won with future NBA stars and with walk-ons from within the Commonwealth. He won with experience and with new players.

In a nutshell, he won.

He arrived in Lexington in 1997 and guided Kentucky to one national championship, five Southeastern Conference crowns and five SEC Tournament titles, with six Sweet 16 finishes in his 10 seasons. At the time, he totaled 100 wins quicker than any other Wildcat coach except Hall of Famer Adolph Rupp, reaching the plateau in 130 games. He won 76 percent of his games despite playing a schedule that annually ranked among the nation's best.

In NCAA Tournament play, Smith finished his career at UK with the sixth-best winning percentage (.690) among active coaches, trailing Duke's Mike Krzyzewski and Michigan State's Tom Izzo, among others, with a sterling 29-13 record.

Even more impressive, Smith averaged nearly 26 wins per season at Kentucky. In the SEC Tournament, he was 20-5 at UK, and he won a league championship seven times in his 10 years as head coach. He currently coaches at High Point.



JOHN CALIPARI

UK Record: 305-71 (81.1%), 10 years | 2010-Pres.

Alma Mater (Year): Clarion (1982)

Hometown: Moon Township, Pa.

Born: Feb. 10, 1959

Kentucky head coach John Calipari reached the mountaintop in his third year in Lexington, guiding Kentucky to its eighth national championship and 15th Final Four. In doing so, he claimed his first national championship and his fourth appearance in the Final Four. He is one of only two coaches to lead three different schools to a Final Four (UMass-1996; Memphis-2008; Kentucky-2011, '12, '14, '15).

The Wildcats rode the trademark hard-nosed Calipari defense to the title, finishing the season with the nation's top-ranked team in field-goal percentage defense and blocked shots.

Kentucky lost three members of its 2011 Final Four team (two to the draft, one to graduation), but Calipari re-loaded with the nation's top-ranked recruiting class for the third straight season. Included in the class were eventual National Player of the Year Anthony Davis and All-American Michael Kidd-Gilchrist.

En route to the national championship, Calipari guided the Wildcats to an NCAA-record-tying 38 wins, a perfect 16-0 mark in the Southeastern Conference, the school's 45th SEC championship and extended his winning streak in Rupp Arena to 51 straight games.

Prior to guiding Kentucky to its eighth championship, Calipari quickly returned the greatest tradition in all of college basketball to its rightful spot.

Calipari directed the 2015 squad to a 38-0 start, the best-ever in college basketball. He's directed teams to more Final Fours (four), more Elite Eights (seven), more Sweet 16s (eights) and more NCAA Tournament wins (31) than any other coach in his 10 seasons at Kentucky. The Wildcats have claimed five regular-season SEC titles and six tournament titles.

Furthermore, 38 players have been drafted to the NBA with 29 going in the draft's opening round under his direction. All 20 players who have been eligible to graduate by the end of their senior years have received their degrees, including four players who have graduated in just three years.

COACHING SUMMARY

| YEARS | NAME | TENURE | WON | LOST | PCT. | BEST SEASON |
|--------------|-----------------------------|--------|------|------|-------|---------------|
| 1903-09 | W.W.H. Mustaine and Others | 7 | 21 | 35 | .375 | |
| 1910 | E.R. Sweetland & R.E. Spahr | 1 | 4 | 8 | .333 | |
| 1911 | H.J. Iddings | 1 | 5 | 6 | .454 | 5-6 in 1911 |
| 1912 | E.R. Sweetland | 1 | 9 | 0 | 1.000 | 9-0 in 1912 |
| 1913 | J.J. Tigert | 1 | 5 | 3 | .625 | 5-3 in 1913 |
| 1914-15 | Alpha Brumage | 2 | 19 | 7 | .731 | 12-2 in 1914 |
| 1916 | James Park | 1 | 8 | 6 | .571 | 8-6 in 1916 |
| 1917 | W.P. Tuttle | 1 | 4 | 6 | .400 | 4-6 in 1917 |
| 1918 | S.A. Boles | 1 | 9 | •2-1 | .792 | 9-2-1 in 1918 |
| 1919 | Andrew Gill | 1 | 6 | 8 | .428 | 6-8 in 1919 |
| 1920-24 | George Buchheit | 5 | 44 | 27 | .619 | 13-1 in 1921 |
| 1925 | C.O. Applegran | 1 | 13 | 8 | .619 | 13-8 in 1925 |
| 1926 | Ray Eklund | 1 | 15 | 3 | .833 | 15-3 in 1926 |
| 1927 | Basil Hayden | 1 | 3 | 13 | .187 | 3-13 in 1927 |
| 1929-30 | John Mauer | 3 | 40 | 14 | .740 | 16-3 in 1930 |
| 1931-72 | Adolph Rupp | +42 | 876 | 190 | .822 | 25-0 in 1954 |
| 1973-85 | Joe B. Hall | 13 | 297 | 100 | .748 | 30-2 in 1978 |
| 1986-89 | Eddie Sutton | 4 | # 88 | 39 | .693 | 32-4 in 1986 |
| 1990-97 | Rick Pitino | 8 | 219 | 50 | .814 | 34-2 in 1996 |
| 1998-07 | Orlando "Tubby" Smith | 10 | 263 | 83 | .760 | 35-4 in 1998 |
| 2008-09 | Billy Gillispie | 2 | 40 | 27 | .597 | 22-14 in 2009 |
| 2010-present | John Calipari | 10 | 305 | 71 | .811 | 38-1 in 2015 |

22 Coaches In 117 Seasons

Games Won—2,293, Lost—700, Tied—1

- Unique tie game resulted from scorer's error discovered after game
- + No schedule played in 1953 — Rupp's record for 41 seasons. Five wins in 1966 International Universities Tournament in Israel not included in team totals
- « Basketball at UK reportedly started when W.W.H. Mustaine called together some students, took up a collection totaling \$3 for a ball and told them to start playing. There was no official coach from 1903 until 1910. Managers ran the team
- # Three games from 1988 NCAA Tournament vacated by decree of NCAA



KENTUCKY IN THE AP TOP 25

| YEAR | PS | 1 | 2 | 3 | 4 | 5 | 6 | 7 | 8 | 9 | 10 | 11 | 12 | 13 | 14 | 15 | 16 | 17 | 18 | 19 | *DATES | |
|---------|--------------------|----|----|----|----|----|----|-----|----|----|----|----|----|----|-----|----|----|----|----|----|------------|--|
| 1948-49 | 2 | 2 | 1 | 1 | 1 | 1 | 1 | 1 | 1 | | | | | | | | | | | | 1/20-3/8 | |
| 1949-50 | 2 | 2 | 5 | 4 | 6 | 7 | 5 | 5 | 4 | 3 | | | | | | | | | | | 1/5-3/7 | |
| 1950-51 | 1 | 1 | 3 | 3 | 2 | 1 | 1 | 1 | 1 | 1 | 1 | 1 | 1 | | | | | | | | 12/19-3/7 | |
| 1951-52 | 1 | 2 | 1 | 4 | 3 | 3 | 3 | 3 | 1 | 1 | 1 | 1 | 1 | 1 | | | | | | | 12/11-3/4 | |
| 1952-53 | % - Not Applicable | | | | | | | | | | | | | | | | | | | | | |
| 1953-54 | 2 | 2 | 2 | 1 | 1 | 1 | 1 | 1 | 1 | 1 | 1 | 2 | 2 | 1 | 1 | 1 | 1 | | | | 12/8-3/23 | |
| 1954-55 | 2 | 2 | 1 | 1 | 1 | 1 | 1 | 1 | 1 | 1 | 2 | 2 | 2 | 2 | 2 | | | | | | 12/7-3/8 | |
| 1955-56 | 2 | 12 | 9 | 13 | 6 | 5 | 4 | 3 | 8 | 7 | 7 | 8 | 12 | 9 | | | | | | | 12/6-3/6 | |
| 1956-57 | 3 | 7 | 3 | 3 | 3 | 4 | 5 | 4 | 3 | 3 | 3 | 3 | 3 | 3 | 3 | | | | | | 12/11-3/12 | |
| 1957-58 | 3 | 5 | 9 | 10 | 9 | 9 | 9 | 8 | 12 | 12 | 13 | 12 | 9 | 9 | | | | | | | 12/10-3/11 | |
| 1958-59 | 2 | 2 | 1 | 1 | 1 | 2 | 1 | 1 | 1 | 1 | 3 | 1 | 1 | 2 | | | | | | | 12/9-3/9 | |
| 1959-60 | 13 | 13 | - | 17 | 16 | 15 | - | - | - | - | - | - | - | - | | | | | | | 12/12-3/8 | |
| 1960-61 | 20 | - | 19 | - | - | - | - | - | - | - | - | - | - | - | | | | | | | 12/13-3/7 | |
| 1961-62 | - | 6 | 3 | 3 | 2 | 2 | 2 | 2 | 2 | 2 | 3 | 4 | 4 | 3 | | | | | | | 12/19-3/13 | |
| 1962-63 | 3 | 9 | - | 9 | 5 | 6 | - | - | - | - | - | - | - | - | | | | | | | 12/4-3/12 | |
| 1963-64 | 9 | 5 | 2 | 2 | 1 | 2 | 4 | 5 | 4 | 3 | 3 | 3 | 2 | 3 | 4 | | | | | | 12/10-3/10 | |
| 1964-65 | 11 | 9 | 8 | - | - | - | - | - | - | - | - | - | - | - | | | | | | | 12/8-3/9 | |
| 1965-66 | - | - | - | 10 | 5 | 2 | 2 | 2 | 2 | 2 | 1 | 1 | 1 | 1 | 1 | | | | | | 12/7-3/8 | |
| 1966-67 | 3 | 3 | 4 | - | - | - | - | - | - | - | - | - | - | - | | | | | | | 12/6-3/7 | |
| 1967-68 | - | 9 | 4 | 7 | 6 | 5 | 4 | 8 | 9 | 10 | 8 | 8 | 5 | 5 | 4 | 5 | | | | | 12/5-3/12 | |
| 1968-69 | 3 | 3 | 4 | 4 | 4 | 3 | 7 | 5 | 5 | 5 | 4 | 4 | 6 | 6 | 7 | | | | | | 12/3-3/4 | |
| 1969-70 | 2 | 1 | 1 | 1 | 1 | 2 | 2 | 2 | 2 | 3 | 3 | 2 | 1 | 2 | 1 | | | | | | 12/9-3/10 | |
| 1970-71 | 3 | 5 | 3 | 7 | 8 | 11 | 10 | t12 | 11 | 8 | 8 | 12 | 10 | 8 | 8 | 8 | | | | | 12/8-3/16 | |
| 1971-72 | 10 | 7 | 7 | 11 | 12 | 19 | 15 | - | - | - | - | 17 | 18 | - | 18 | | | | | | 12/7-3/14 | |
| 1972-73 | 13 | 8 | - | - | - | - | - | - | - | - | - | - | - | - | t19 | 17 | | | | | 12/5-3/13 | |
| 1973-74 | 10 | 10 | - | - | - | - | - | - | - | - | - | - | - | - | - | - | | | | | 12/4-3/27 | |
| 1974-75 | 16 | 15 | - | 20 | 17 | 9 | 7 | 10 | 11 | 5 | 5 | 4 | 7 | 4 | 6 | 6 | 5 | 2 | 2 | | 12/3-4/2 | |
| 1975-76 | 6 | 7 | 14 | 20 | 18 | - | - | - | - | - | - | - | - | - | - | - | | | | | 12/2-3/16 | |
| 1976-77 | 6 | 4 | 3 | 7 | 6 | 3 | 2 | 6 | 6 | 3 | 3 | 2 | 2 | 2 | 6 | 3 | | | | | 11/30-3/15 | |



| YEAR | PS | 1 | 2 | 3 | 4 | 5 | 6 | 7 | 8 | 9 | 10 | 11 | 12 | 13 | 14 | 15 | 16 | 17 | 18 | 19 | DATES |
|---------|----|----|----|----|----|----|----|----|----|----|----|----|----|----|----|----|----|----|----|----|------------|
| 1977-78 | 2 | 1 | 1 | 1 | 1u | 1u | 1u | 1u | 1 | 1 | 1 | 1 | 3 | 2 | 1 | 1 | 1 | | | | 11/29-3/13 |
| 1978-79 | 11 | 10 | 10 | 6 | 11 | 13 | 9 | 17 | - | - | - | - | - | - | - | - | - | | | | 11/28-3/13 |
| 1979-80 | 2 | 5 | 5 | 3 | 2 | 2 | 4 | 6 | 5 | 3 | 6 | 5 | 3 | 2 | 4 | | | | | | 12/4-3/4 |
| 1980-81 | 1 | 2 | 2 | 2 | 2 | 5 | 4 | 3 | 6 | 7 | 6 | 11 | 10 | 9 | 7 | 8 | | | | | 12/2-3/10 |
| 1981-82 | 3 | 2 | 2 | 2 | 2 | 4 | 3 | 6 | 9 | 7 | 9 | 12 | 10 | 7 | 15 | 15 | | | | | 12/1-3/9 |
| 1982-83 | 4 | 3 | 2 | 2 | 2 | 3 | 3 | 6 | 11 | 10 | 15 | 13 | 11 | 10 | 7 | 10 | 12 | | | | 11/30-3/15 |
| 1983-84 | 2 | 1 | 2 | 2 | 2 | 2 | 2 | 2 | 3 | 3 | 3 | 6 | 6 | 4 | 3 | 3 | 3 | | | | 11/29-3/13 |
| 1984-85 | 18 | - | - | - | - | - | - | - | - | - | - | - | - | - | - | - | - | | | | 11/27-3/12 |
| 1985-86 | 11 | 10 | 9 | 9 | 13 | 13 | 12 | 11 | 11 | 11 | 8 | 12 | 11 | 8 | 5 | 3 | 3 | | | | 11/26-3/11 |
| 1986-87 | 11 | 13 | 19 | 18 | 18 | 11 | 9 | - | - | - | - | - | - | - | - | - | - | | | | 12/2-3/10 |
| 1987-88 | 5 | 2 | 1 | 1 | 2 | 2 | 1 | 5 | 4 | 9 | 10 | 10 | 9 | 12 | 8 | 6 | 6 | | | | 12/1-3/15 |
| 1988-89 | - | - | - | - | - | - | - | - | - | - | - | - | - | - | - | - | - | | | | 11/22-3/14 |
| 1989-90 | - | - | - | - | - | - | - | - | - | - | - | - | - | - | - | - | - | | | | 11/22-3/14 |
| 1990-91 | - | - | 25 | 18 | 18 | 18 | 16 | 11 | 9 | 8 | 10 | 10 | 16 | 12 | 13 | 10 | 9 | | | | 11/27-3/12 |
| 1991-92 | 4 | 13 | 14 | 9 | 8 | 17 | 17 | 15 | 10 | 8 | 14 | 19 | 19 | 13 | 11 | 10 | 9 | 6 | | | 11/25-3/16 |
| 1992-93 | 5 | 5 | 5 | 3 | 3 | 3 | 3 | 2 | 1 | 4 | 4 | 2 | 2 | 2 | 2 | 5 | 4 | 2 | | | 11/23-3/15 |
| 1993-94 | 2 | 2 | 1 | 6 | 5 | 5 | 5 | 4 | 8 | 7 | 9 | 7 | 4 | 11 | 7 | 7 | 10 | 7 | | | 11/22-3/14 |
| 1994-95 | 4 | 4 | 3 | 7 | 6 | 5 | 5 | 8 | 7 | 5 | 5 | 6 | 5 | 4 | 6 | 5 | 3 | 2 | | | 11/21-3/13 |
| 1995-96 | 1 | 1 | 1 | 5 | 5 | 4 | 2 | 2 | 2 | 2 | 2 | 2 | 2 | 2 | 2 | 1 | 1 | 2 | | | 11/20-3/12 |
| 1996-97 | 3 | 8 | 8 | 6 | 3 | 3 | 3 | 3 | 3 | 5 | 3 | 3 | 3 | 4 | 3 | 3 | 6 | 5 | | | 11/19-3/11 |
| 1997-98 | 8 | 9 | 8 | 7 | 4 | 4 | 4 | 6 | 6 | 6 | 7 | 7 | 8 | 7 | 8 | 7 | 7 | 5 | | | 11/18-3/10 |
| 1998-99 | 4 | 4 | 4 | 8 | 5 | 3 | 3 | 7 | 6 | 6 | 7 | 6 | 5 | 8 | 6 | 13 | 14 | 8 | | | 11/15-3/8 |
| 1999-00 | 14 | 14 | 11 | 13 | 23 | - | - | - | 25 | 20 | 18 | 16 | 14 | 11 | 19 | 18 | 22 | 16 | 19 | | 11/15-3/13 |
| 2000-01 | 12 | 20 | 22 | - | - | - | - | - | - | - | - | - | - | - | 22 | 13 | 15 | 15 | 9 | | 11/13-3/12 |
| 2001-02 | 4 | - | 10 | 13 | 11 | 9 | 7 | 6 | 6 | 8 | 12 | 8 | 10 | 7 | 10 | 12 | 11 | 12 | 16 | | 11/12-3/11 |
| 2002-03 | 17 | 17 | 15 | 18 | 12 | 18 | 14 | 20 | 18 | 16 | 8 | 7 | 6 | 3 | 2 | 2 | 2 | 2 | 1 | | 11/18-3/17 |
| 2003-04 | 11 | 10 | 10 | 9 | 8 | 2 | 2 | 8 | 7 | 5 | 9 | 5 | 9 | 8 | 9 | 9 | 8 | 2 | | | 11/17-3/15 |
| 2004-05 | 9 | 9 | 8 | 8 | 10 | 9 | 8 | 8 | 8 | 9 | 8 | 7 | 6 | 5 | 3 | 5 | 3 | 4 | 7 | | 11/14-3/14 |
| 2005-06 | 9 | 8 | 7 | 10 | 15 | 23 | 19 | 18 | 19 | - | - | - | - | - | - | - | - | - | - | | 11/15-3/13 |
| 2006-07 | 22 | 22 | 20 | - | - | - | - | - | - | - | 25 | - | - | - | 20 | 20 | - | - | - | | 11/13-3/12 |
| 2007-08 | 20 | - | - | - | - | - | - | - | - | - | - | - | - | - | - | - | - | - | - | | 11/05-3/31 |
| 2008-09 | - | - | - | - | - | - | - | - | - | - | 24 | - | - | - | - | - | - | - | - | | 11/17-3/16 |



| YEAR | PS | 1 | 2 | 3 | 4 | 5 | 6 | 7 | 8 | 9 | 10 | 11 | 12 | 13 | 14 | 15 | 16 | 17 | 18 | 19 | *DATES |
|---------|----|----|----|----|----|----|----|----|----|----|----|----|----|----|----|----|----|----|----|----|------------|
| 2009-10 | 4 | 4 | 5 | 4 | 3 | 3 | 3 | 3 | 3 | 2 | 2 | 1u | 4 | 3 | 2 | 2 | 3 | 2 | 2 | 2 | 11/16-3/15 |
| 2010-11 | 11 | 12 | 8 | 10 | 17 | 17 | 13 | 11 | 10 | 13 | 12 | 14 | 10 | 18 | 22 | 22 | 20 | 15 | 11 | | 11/15-3/14 |
| 2011-12 | 2 | 2 | 2 | 1 | 1 | 3 | 3 | 3 | 2 | 2 | 2 | 1 | 1 | 1 | 1 | 1 | 1 | 1 | 1 | 1 | 11/14-3/13 |
| 2012-13 | 3 | 3 | 8 | 8 | - | - | - | - | - | - | - | - | - | - | 25 | - | - | - | - | - | 11/5-3/18 |
| 2013-14 | 1 | 1 | 4 | 3 | 3 | 11 | 19 | 18 | 15 | 14 | 13 | 14 | 11 | 18 | 14 | 18 | 17 | 25 | - | - | 11/4-3/17 |
| 2014-15 | 1 | 1 | 1 | 1 | 1u | 1u | 1u | 1u | 1u | 1 | 1 | 1 | 1u | 1u | 1u | 1u | 1u | 1u | 1u | 1u | 11/10-3/16 |
| 2015-16 | 2 | 2 | 1 | 1 | 1 | 5 | 4 | 12 | 10 | 9 | 14 | 23 | 20 | 22 | 14 | 16 | 22 | 16 | 10 | | 11/2-3/14 |
| 2016-17 | 2 | 2 | 1 | 1 | 1 | 6 | 6 | 6 | 6 | 6 | 5 | 4 | 8 | 15 | 13 | 11 | 9 | 8 | 5 | | 11/7-3/13 |
| 2017-18 | 5 | 7 | 8 | 7 | 8 | 8 | 7 | 16 | 17 | 21 | 18 | - | 21 | 24 | - | - | 23 | - | 18 | | 11/1-3/12 |
| 2018-19 | 2 | 10 | 10 | 10 | 9 | 19 | 19 | 16 | 13 | 18 | 12 | 8 | 7 | 5 | 5 | 4 | 4 | 6 | 4 | 7 | 10/22-3/18 |

Note: AP polls were ranked 1-20 until 1989-90, when they were changed to the top 25. Release dates and the number of weekly rankings per season varied from year-to-year.

* Dates do not include preseason rankings • PS - Preseason rankings (started in 1962); % - UK was suspended from play by the NCAA; u - Unanimous



KENTUCKY IN THE COACHES POLL

| YEAR | PS | 1 | 2 | 3 | 4 | 5 | 6 | 7 | 8 | 9 | 10 | 11 | 12 | 13 | 14 | 15 | 16 | 17 | 18 | 19 | 20 | *DATES |
|---------|--------------------|----|----|----|----|----|----|----|----|----|----|----|----|----|----|----|----|----|----|----|----|------------|
| 1950-51 | 3 | 1 | 1 | 1 | 2 | 3 | 2 | 1 | 1 | 1 | 1 | 1 | 1 | 2 | | | | | | | | 12/12-3/6 |
| 1951-52 | 1 | 1 | 3 | 2 | 2 | 3 | 3 | 3 | 2 | 1 | 1 | 1 | 1 | 1 | 1 | | | | | | | 12/6-3/11 |
| 1952-53 | % - Not Applicable | | | | | | | | | | | | | | | | | | | | | |
| 1953-54 | 2 | 2 | 2 | 1 | 1 | 1 | 1 | 1 | 1 | 1 | 3 | 2 | 3 | 1 | 2 | | | | | | | 12/15-3/9 |
| 1954-55 | 2 | 4 | 2 | 3 | 1 | 1 | 1 | 1 | 1 | 1 | 2 | 2 | 2 | 2 | 2 | | | | | | | 12/7-3/8 |
| 1955-56 | 2 | 2 | 12 | 9 | 12 | 6 | 4 | 5 | 4 | 9 | 7 | 7 | 10 | 13 | 12 | | | | | | | 12/6-3/6 |
| 1956-57 | 14 | 7 | 7 | 3 | 3 | 3 | 3 | 3 | 3 | 3 | 3 | 3 | 3 | 3 | 3 | | | | | | | 12/11-3/12 |
| 1957-58 | 3 | 6 | 11 | 15 | 15 | 13 | 12 | 10 | 12 | 10 | 16 | 15 | 14 | 14 | | | | | | | | 12/10-3/22 |
| 1958-59 | 4 | 3 | 3 | 2 | 2 | 1 | 1 | 1 | 1 | 1 | 1 | 3 | 1 | 2 | 2 | | | | | | | 12/9-3/9 |
| 1959-60 | 6 | 13 | 12 | 14 | 20 | 18 | 15 | 14 | 16 | 14 | 15 | 20 | - | - | | | | | | | | 12/8-3/8 |
| 1960-61 | - | - | - | - | - | - | - | - | - | - | - | 18 | 17 | 18 | | | | | | | | 12/5-3/4 |
| 1961-62 | - | 14 | 6 | 5 | 4 | 3 | 3 | 3 | 3 | 3 | 3 | 4 | 4 | 3 | | | | | | | | 12/12-3/13 |
| 1962-63 | 3 | 14 | 15 | 12 | 8 | 7 | 15 | 17 | - | - | - | - | - | - | - | - | - | - | - | - | - | 12/4-3/12 |
| 1963-64 | 11 | 7 | 3 | 3 | 1 | 2 | 3 | 3 | 3 | 3 | 2 | 3 | 2 | 2 | 3 | | | | | | | 12/10-3/10 |
| 1964-65 | 15 | 10 | 9 | 16 | 19 | 18 | 18 | 18 | - | - | - | - | - | - | - | | | | | | | 12/8-3/9 |
| 1965-66 | - | 13 | 13 | 9 | 5 | 2 | 2 | 2 | 2 | 2 | 2 | 1 | 1 | 1 | 1 | | | | | | | 12/7-3/8 |
| 1966-67 | 3 | 3 | 4 | - | 18 | - | - | - | - | - | - | - | - | - | - | | | | | | | 12/7-3/8 |
| 1967-68 | - | 13 | 6 | 8 | 7 | 5 | 4 | 7 | 9 | 9 | 8 | 8 | 5 | 5 | 5 | 5 | | | | | | 12/5-3/12 |
| 1968-69 | 3 | 4 | 5 | 4 | 4 | 7 | 6 | 5 | 5 | 4 | 4 | 6 | 6 | 7 | 5 | | | | | | | 12/3-3/11 |
| 1969-70 | 3 | 1 | 1 | 1 | 1 | 2 | 2 | 2 | 2 | 3 | 2 | 2 | 2 | 2 | 1 | | | | | | | 12/9-3/10 |
| 1970-71 | 4 | 3 | 4 | 7 | 7 | 8 | 9 | 17 | 13 | 10 | 8 | 14 | 12 | 10 | 9 | 8 | | | | | | 12/8-3/16 |
| 1971-72 | 10 | 6 | 11 | 14 | 15 | 15 | 18 | - | - | - | 14 | 18 | 15 | - | - | 14 | | | | | | 12/8-3/16 |
| 1972-73 | 7 | 9 | - | - | - | - | - | - | - | - | - | - | - | - | - | 15 | | | | | | 12/5-3/13 |
| 1973-74 | - | - | - | - | - | - | - | - | - | - | - | - | - | - | - | - | | | | | | 12/11-3/12 |
| 1974-75 | - | 20 | 15 | 9 | 9 | 10 | 10 | 10 | 7 | 5 | 5 | 8 | 5 | 6 | 4 | | | | | | | 12/10-3/11 |
| 1975-76 | 16 | - | 18 | - | 19 | - | - | - | - | - | - | - | - | - | - | | | | | | | 12/9-3/9 |
| 1976-77 | 6 | 5 | 3 | 7 | 7 | 2 | 3 | 7 | 7 | 6 | 5 | 2 | 2 | 2 | 5 | | | | | | | 12/7-3/8 |
| 1977-78 | 1 | 1 | 1 | 1 | 1 | 1 | 1 | 1 | 1 | 1 | 1 | 2 | 2 | 2 | 1 | 1 | | | | | | 12/6-3/7 |
| 1978-79 | 14 | 6 | 12 | 15 | 8 | - | - | - | - | - | - | - | - | - | - | | | | | | | 12/12-3/6 |



| YEAR | PS | 1 | 2 | 3 | 4 | 5 | 6 | 7 | 8 | 9 | 10 | 11 | 12 | 13 | 14 | 15 | 16 | 17 | 18 | 19 | 20 | *DATES |
|-----------|----|----|----|----|----|----|----|----|----|----|----|----|----|----|----|----|----|----|----|----|----|------------|
| 1979-80 | 5 | 6 | 5 | 3 | 2 | 2 | 4 | 9 | 9 | 6 | 6 | 5 | 4 | 3 | 3 | | | | | | | 12/4-3/5 |
| 1980-81 | 1 | 1 | 1 | 1 | 3 | 3 | 4 | 6 | 5 | 6 | 11 | 10 | 9 | 8 | 8 | | | | | | | 12/9-3/10 |
| 1981-82 | 3 | 2 | 2 | 2 | 3 | 3 | 6 | 9 | 8 | 9 | 9 | 9 | 12 | 14 | | | | | | | | 12/8-3/9 |
| 1982-83 | 4 | 2 | 2 | 2 | 4 | 3 | 6 | 13 | 10 | 15 | 12 | 12 | 10 | 6 | 10 | 10 | | | | | | 12/7-3/15 |
| 1983-84 | 1 | 1 | 1 | 1 | 1 | 1 | 1 | 3 | 3 | 3 | 8 | 6 | 4 | 3 | 3 | 3 | | | | | | 12/6-3/13 |
| 1984-85 | 17 | - | - | - | - | - | - | - | - | - | - | - | - | - | - | - | - | - | - | - | - | 11/27-3/12 |
| 1985-86 | 12 | 8 | 8 | 14 | 10 | 10 | 11 | 11 | 9 | 9 | 12 | 8 | 7 | 5 | 4 | 4 | | | | | | 12/3-3/11 |
| 1986-87 | 16 | 19 | 20 | 18 | 9 | 8 | - | - | - | - | - | - | - | - | - | - | - | - | - | - | - | 12/2-3/10 |
| 1987-88 | 5 | 1 | 1 | 1 | 1 | 2 | 1 | 5 | 3 | 9 | 10 | 10 | 9 | 12 | 8 | 6 | 6 | | | | | 12/1-3/15 |
| 1988-89 | - | - | - | - | - | - | - | - | - | - | - | - | - | - | - | - | - | - | - | - | - | 11/29-3/14 |
| 1989-90 | - | - | - | - | - | - | - | - | - | - | - | - | - | - | - | - | - | - | - | - | - | 11/27-3/6 |
| 1990-91 | - | - | - | - | - | - | - | - | - | - | - | - | - | - | - | - | - | - | - | - | - | 11/27-3/12 |
| 1991-92 | 8 | 15 | 17 | 9 | 9 | 16 | 16 | 11 | 11 | 8 | 14 | 17 | 18 | 12 | 12 | 9 | 11 | 9 | | | | 11/25-3/16 |
| 1992-93 | 5 | 5 | 4 | 3 | 3 | 3 | 2 | 1 | 6 | 4 | 2 | 2 | 2 | 2 | 4 | 4 | 3 | 3 | | | | 11/30-3/22 |
| 1993-94 | 2 | 1 | 6 | 6 | 5 | 5 | 5 | 4 | 7 | 6 | 7 | 7 | 5 | 10 | 7 | 8 | 12 | 8 | 13 | | | 11/22-3/21 |
| 1994-95 | 4 | 3 | 7 | 7 | 6 | 5 | 6 | 7 | 5 | 5 | 4 | 3 | 3 | 4 | 3 | 4 | 2 | 5 | | | | 11/28-3/20 |
| 1995-96 | 1 | 1 | 1 | 5 | 5 | 4 | 2 | 2 | 2 | 2 | 2 | 2 | 2 | 2 | 2 | 1 | 1 | 2 | 1 | | | 11/20-3/19 |
| 1996-97 | 4 | 8 | 5 | 3 | 3 | 3 | 3 | 4 | 4 | 3 | 4 | 3 | 4 | 3 | 3 | 5 | 4 | 2 | | | | 11/26-3/18 |
| 1997-98 | 9 | 7 | 7 | 5 | 4 | 4 | 7 | 6 | 6 | 7 | 7 | 9 | 8 | 10 | 8 | 7 | 6 | 1 | | | | 11/25-3/17 |
| 1998-99 | 6 | 4 | 8 | 5 | 4 | 4 | 6 | 5 | 6 | 7 | 6 | 5 | 9 | 9 | 11 | 14 | 11 | 5 | | | | 11/24-3/16 |
| 1999-2000 | 12 | 10 | 12 | 22 | - | - | 25 | 24 | 23 | 18 | 18 | 17 | 14 | 16 | 16 | 18 | 16 | 20 | 22 | | | 11/23-3/21 |
| 2000-01 | 12 | 21 | - | - | - | - | - | - | - | - | - | - | - | - | 25 | 16 | 15 | 10 | 8 | | | 11/21-3/20 |
| 2001-02 | 4 | 3 | 12 | 14 | 12 | 10 | 8 | 8 | 8 | 9 | 12 | 9 | 11 | 9 | 9 | 12 | 11 | 11 | 15 | | | 11/13-3/19 |
| 2002-03 | 17 | 17 | 16 | 18 | 12 | 16 | 14 | 21 | 19 | 16 | 10 | 7 | 7 | 3 | 2 | 2 | 2 | 2 | 1 | | | 11/19-3/25 |
| 2003-04 | 9 | 9 | 3 | 2 | 1 | 1 | 6 | 5 | 5 | 8 | 5 | 9 | 8 | 9 | 9 | 9 | 8 | 4 | 8 | | | 11/25-3/23 |
| 2004-05 | 9 | 8 | 8 | 11 | 11 | 10 | 10 | 8 | 10 | 8 | 6 | 4 | 5 | 3 | 5 | 3 | 4 | 5 | 5 | | | 11/23-3/22 |
| 2005-06 | 10 | 7 | 10 | 15 | 22 | 20 | 19 | 21 | - | - | - | - | - | - | - | - | - | - | - | | | 11/22-3/21 |
| 2006-07 | 22 | 22 | 22 | - | - | - | - | - | - | - | - | 25 | 24 | 18 | 18 | - | - | - | - | | | 11/14-3/20 |
| 2007-08 | 22 | - | - | - | - | - | - | - | - | - | - | - | - | - | - | - | - | - | - | | | 11/12-3/24 |
| 2008-09 | - | - | - | - | - | - | - | - | - | - | - | - | - | - | - | - | - | - | - | | | 11/17-3/23 |
| 2009-10 | 5 | 5 | 5 | 4 | 4 | 3 | 3 | 3 | 3 | 2 | 2 | 1 | 3 | 2 | 2 | 2 | 3 | 2 | 2 | 5 | | 11/16-3/22 |



| YEAR | PS | 1 | 2 | 3 | 4 | 5 | 6 | 7 | 8 | 9 | 10 | 11 | 12 | 13 | 14 | 15 | 16 | 17 | 18 | 19 | 20 | *DATES |
|---------|----|----|----|----|----|----|----|----|----|----|----|----|----|----|----|----|----|----|----|----|----|------------|
| 2010-11 | 10 | 13 | 9 | 11 | 16 | 16 | 14 | 12 | 11 | 15 | 12 | 16 | 11 | 18 | 22 | 22 | 23 | 16 | 10 | 3 | | 11/15-3/21 |
| 2011-12 | 2 | 2 | 2 | 1 | 1 | 3 | 3 | 3 | 2 | 2 | 2 | 1 | 1 | 1 | 1 | 1 | 1 | 1 | 1 | 1 | | 11/14-3/19 |
| 2012-13 | 3 | 3 | 7 | 8 | 19 | 22 | 23 | 23 | - | - | - | - | - | - | - | - | - | - | - | - | - | 11/12-3/25 |
| 2013-14 | 1 | 1 | 5 | 4 | 4 | 10 | 21 | 18 | 16 | 16 | 12 | 14 | 11 | 14 | 13 | 16 | 15 | 24 | - | 22 | 2 | 11/11-3/24 |
| 2014-15 | 1 | 1 | 1 | 1 | 1 | 1 | 1 | 1 | 1 | 1 | 1 | 1 | 1 | 1 | 1 | 1 | 1 | 1 | 1 | 3 | | 11/17-3/23 |
| 2015-16 | 1 | 2 | 1 | 1 | 4 | 4 | 11 | 11 | 8 | 13 | 19 | 19 | 19 | 21 | 14 | 14 | 19 | 16 | 13 | 16 | | 11/16-3/21 |
| 2016-17 | 4 | 2 | 1 | 1 | 7 | 7 | 5 | 8 | 6 | 6 | 5 | 4 | 6 | 12 | 11 | 10 | 9 | 8 | 5 | 5 | | 11/14-3/20 |
| 2017-18 | 4 | 4 | 8 | 7 | 7 | 5 | 6 | 15 | 14 | 20 | 16 | - | 22 | 24 | - | - | 25 | - | 20 | 17 | | 11/20-4/2 |
| 2018-19 | 2 | 2 | 10 | 9 | 8 | 18 | 18 | 15 | 14 | 18 | 14 | 9 | 6 | 5 | 5 | 4 | 4 | 6 | 4 | 7 | | 10/25-4/9 |



KENTUCKY FINISHES IN NATIONAL RANKINGS

AP TOP-10 FINISHES

| | | |
|----|-----------------|-----------|
| 1. | Kentucky | 44 |
| 2. | Duke | 38 |
| | North Carolina | 38 |
| 4. | Kansas | 30 |
| 5. | UCLA | 26 |
| 6. | Indiana | 17 |
| 7. | Louisville | 16 |
| | Ohio State | 16 |
| 9. | Arizona | 15 |
| | Michigan | 15 |

AP NO. 1 FINISHES

| | | |
|----|-----------------|-----------|
| 1. | Kentucky | 10 |
| 2. | Duke | 8 |
| | UCLA | 8 |
| 4. | North Carolina | 6 |
| 5. | Ohio State | 4 |
| 6. | Indiana | 3 |
| | Kansas | 3 |
| 8. | Cincinnati | 2 |
| | DePaul | 2 |
| | Houston | 2 |
| | Michigan | 2 |
| | San Francisco | 2 |
| | UNLV | 2 |

*COACHES TOP-10 FINISHES

| | | |
|-----|-----------------|-----------|
| 1. | Kansas | 18 |
| 2. | Kentucky | 16 |
| | Duke | 16 |
| 4. | North Carolina | 14 |
| 5. | Arizona | 12 |
| | Michigan State | 12 |
| 6. | UConn | 11 |
| 8. | Florida | 9 |
| | Louisville | 9 |
| 10. | Syracuse | 6 |
| | UCLA | 6 |

*COACHES NO. 1 FINISHES

| | | |
|----|-----------------|----------|
| 1. | UConn | 4 |
| 2. | Kentucky | 3 |
| | Duke | 3 |
| | North Carolina | 3 |
| 5. | Florida | 2 |
| | Villanova | 2 |
| 7. | Arizona | 1 |
| | Arkansas | 1 |
| | Kansas | 1 |
| | Louisville | 1 |
| | Maryland | 1 |
| | Michigan State | 1 |
| | Syracuse | 1 |
| | UCLA | 1 |
| | Virginia | 1 |

*Final poll began being released in 1994



ALL-TIME WINNINGEST TEAMS

| | SCHOOL NAME | FIRST YEAR | YEARS | WON | LOST | TIED | PCT. |
|-----|-------------------|------------|-------|-------|-------|------|------|
| 1. | Kentucky | 1903 | 117 | 2,293 | 706 | 1 | .765 |
| 2. | Kansas | 1899 | 121 | 2,274 | 859 | 0 | .726 |
| 3. | North Carolina | 1911 | 109 | 2,261 | 799 | 0 | .739 |
| 4. | Duke | 1906 | 114 | 2,176 | 887 | 0 | .710 |
| 5. | Temple | 1895 | 125 | 1,926 | 1,079 | 0 | .641 |
| 6. | Syracuse | 1901 | 119 | 1,904 | 908 | 0 | .677 |
| 7. | UCLA | 1920 | 100 | 1,887 | 852 | 0 | .689 |
| 8. | Notre Dame | 1898 | 122 | 1,880 | 1,028 | 1 | .646 |
| 9. | St. John's (N.Y.) | 1908 | 112 | 1,854 | 1,029 | 0 | .643 |
| 10. | Indiana | 1901 | 119 | 1,836 | 1,050 | 0 | .636 |
| 11. | Utah | 1909 | 111 | 1,819 | 1,004 | 0 | .644 |
| 12. | Cincinnati | 1902 | 118 | 1,816 | 1,015 | 0 | .641 |
| 13. | Arizona | 1905 | 115 | 1,813 | 946 | 1 | .657 |
| 14. | Purdue | 1897 | 121 | 1,803 | 1,036 | 0 | .635 |
| 15. | Western Kentucky | 1915 | 105 | 1,795 | 926 | 0 | .660 |
| 16. | Washington | 1896 | 124 | 1,792 | 1,184 | 0 | .602 |
| 17. | Illinois | 1906 | 114 | 1,790 | 1,012 | 0 | .639 |
| 18. | Texas | 1906 | 114 | 1,790 | 1,085 | 0 | .623 |
| 19. | Penn | 1897 | 119 | 1,790 | 1,112 | 2 | .617 |
| 20. | BYU | 1903 | 117 | 1,782 | 1,093 | 0 | .620 |
| 21. | Villanova | 1921 | 99 | 1,775 | 934 | 0 | .655 |
| 22. | West Virginia | 1904 | 116 | 1,771 | 1,100 | 0 | .617 |
| 23. | Princeton | 1901 | 119 | 1,747 | 1,090 | 0 | .616 |
| 24. | NC State | 1913 | 107 | 1,737 | 1,066 | 0 | .620 |
| 25. | Louisville | 1912 | 108 | 1,722 | 926 | 0 | .650 |

ALL-TIME WINNING PERCENTAGE

| | SCHOOL NAME | FIRST YEAR | YEARS | WON | LOST | TIED | PCT. |
|-----|-------------------|------------|-------|-------|-------|------|------|
| 1. | Kentucky | 1903 | 117 | 2,293 | 706 | 1 | .765 |
| 2. | North Carolina | 1911 | 109 | 2,261 | 799 | 0 | .739 |
| 3. | Kansas | 1899 | 121 | 2,274 | 859 | 0 | .726 |
| 4. | Duke | 1906 | 114 | 2,176 | 887 | 0 | .710 |
| 5. | UNLV | 1959 | 61 | 1,262 | 557 | 0 | .694 |
| 6. | UCLA | 1920 | 100 | 1,887 | 852 | 0 | .689 |
| 7. | Syracuse | 1901 | 119 | 1,904 | 908 | 0 | .677 |
| 8. | Western Kentucky | 1915 | 105 | 1,795 | 926 | 0 | .660 |
| 9. | Arizona | 1905 | 115 | 1,813 | 946 | 1 | .657 |
| 10. | Villanova | 1921 | 99 | 1,775 | 934 | 0 | .655 |
| 11. | VCU | 1971 | 51 | 964 | 517 | 0 | .651 |
| 12. | Louisville | 1912 | 108 | 1,722 | 926 | 0 | .650 |
| 13. | Murray State | 1926 | 94 | 1,640 | 894 | 0 | .647 |
| 14. | Notre Dame | 1898 | 122 | 1,880 | 1,028 | 1 | .646 |
| 15. | Utah | 1909 | 111 | 1,819 | 1,004 | 0 | .644 |
| 16. | Norfolk State | 1954 | 66 | 1,223 | 677 | 0 | .644 |
| 17. | St. John's (N.Y.) | 1908 | 112 | 1,854 | 1,029 | 0 | .643 |
| 18. | Cincinnati | 1902 | 118 | 1,816 | 1,015 | 0 | .641 |
| 19. | Lipscomb | 1951 | 83 | 1,233 | 690 | 0 | .641 |
| 20. | Temple | 1895 | 125 | 1,926 | 1,079 | 0 | .641 |
| 21. | Illinois | 1906 | 114 | 1,790 | 1,012 | 0 | .639 |
| 22. | Arkansas | 1924 | 96 | 1,688 | 955 | 0 | .639 |
| 23. | UConn | 1904 | 119 | 1,712 | 974 | 0 | .637 |
| 24. | CSU Bakersfield | 1972 | 48 | 898 | 512 | 0 | .637 |
| 25. | Indiana | 1901 | 119 | 1,836 | 1,050 | 0 | .636 |



SEC ALL-TIME STANDINGS

REGULAR-SEASON GAMES ONLY 1933-2019

| Team | Yrs. | Won | Lost | Pct. | Titles |
|-----------------------|-----------|------------|------------|-------------|-----------|
| KENTUCKY | 86 | 997 | 281 | .780 | 48 |
| Tennessee | 86 | 744 | 572 | .565 | 10 |
| Alabama | 86 | 791 | 616 | .562 | 7 |
| Arkansas | 28 | 243 | 219 | .526 | 2 |
| Vanderbilt | 87 | 691 | 651 | .515 | 3 |
| LSU | 87 | 688 | 672 | .506 | 11 |
| Texas A&M | 7 | 62 | 64 | .492 | 1 |
| Florida | 86 | 641 | 652 | .496 | 7 |
| Auburn | 86 | 610 | 742 | .451 | 3 |
| Mississippi State | 86 | 596 | 778 | .434 | 6 |
| Georgia | 87 | 549 | 789 | .410 | 1 |
| South Carolina | 28 | 185 | 277 | .400 | 1 |
| Ole Miss | 86 | 522 | 831 | .386 | 0 |
| Missouri [#] | 7 | 34 | 83 | .291 | 0 |

Missouri's 2013-14 wins were vacated by the NCAA

FORMER MEMBERS

| | | | | | |
|--------------|----|-----|-----|------|---|
| Georgia Tech | 32 | 201 | 207 | .493 | 1 |
| Tulane | 34 | 195 | 252 | .436 | 0 |
| Sewanee | 8 | 3 | 76 | .038 | 0 |

NOTE: *Sewanee withdrew after the 1940 season, Georgia Tech after the 1964 season and Tulane after the 1966 campaign. During World War II, Alabama, Auburn, Florida, Ole Miss, Mississippi State and Tennessee suspended intercollegiate basketball for the 1944 season. Kentucky did not compete for the title during the 1953, 1989 and 1990 seasons due to NCAA suspension.*

SEC CHAMPIONSHIPS

| Team | Titles | Last Title |
|--------------------|-----------|-------------|
| KENTUCKY | 48 | 2017 |
| LSU | 11 | 2019 |
| Tennessee | 10 | 2018 |
| Alabama | 7 | 2002 |
| Florida | 7 | 2014 |
| Mississippi State | 6 | 2004 |
| Auburn | 3 | 2018 |
| Vanderbilt | 3 | 1993 |
| Arkansas | 2 | 1994 |
| Georgia | 1 | 1990 |
| •Georgia Tech | 1 | 1938 |
| South Carolina | 1 | 1997 |
| Texas A&M | 1 | 2016 |
| •Former SEC Member | | |

SEC TOURNAMENT CHAMPIONSHIPS

| Team | Titles | Last Title |
|--------------------|-----------|-------------|
| KENTUCKY | 31 | 2018 |
| Alabama | 6 | 1991 |
| Florida | 4 | 2014 |
| Tennessee | 4 | 1979 |
| Mississippi State | 3 | 2009 |
| Auburn | 2 | 2019 |
| Georgia | 2 | 2008 |
| Ole Miss | 2 | 2013 |
| Vanderbilt | 2 | 2012 |
| Arkansas | 1 | 2000 |
| •Georgia Tech | 1 | 1938 |
| LSU | 1 | 1980 |
| •Former SEC Member | | |



ANNUAL SEC CHAMPIONS

| YEAR | CHAMPION (SEC W-L) | CHAMP | SITE | CHAMPIONSHIP GAME RESULT |
|------|--|-----------------|-------------------|---|
| 1933 | Kentucky (8-0) | Kentucky | Atlanta | Kentucky 46, Mississippi State 27 |
| 1934 | Alabama (13-2) | Alabama | Atlanta | Alabama 41, Florida 25 |
| 1935 | LSU (12-0), Kentucky (11-0) | No Tournament | | |
| 1936 | Tennessee (8-4) | Tennessee | Knoxville, Tenn. | Tennessee 29, Alabama 25 |
| 1937 | Kentucky (5-3) | Kentucky | •Knoxville, Tenn. | Kentucky 39, Tennessee 25 |
| 1938 | Georgia Tech (9-2) | Georgia Tech | Baton Rouge, La. | Georgia Tech 58, Ole Miss 47 |
| 1939 | Kentucky (5-2) | Kentucky | Knoxville, Tenn. | Kentucky 46, Tennessee 38 |
| 1940 | Kentucky (4-4) | Kentucky | Knoxville, Tenn. | Kentucky 51, Georgia 43 |
| 1941 | Tennessee (8-3) | Tennessee | Louisville, Ky. | Tennessee 36, Kentucky 33 |
| 1942 | Kentucky (6-2) | Kentucky | Louisville, Ky. | Kentucky 36, Alabama 34 |
| 1943 | Tennessee (6-3) | Tennessee | Louisville, Ky. | Tennessee 33, Kentucky 30 |
| 1944 | Kentucky (0-0) | Kentucky | ••Louisville, Ky. | Kentucky 62, Tulane 46 |
| 1945 | Kentucky (4-1) | Kentucky | Louisville, Ky. | Kentucky 39, Tennessee 35 |
| 1946 | Kentucky (6-0) | Kentucky | Louisville, Ky. | Kentucky 59, LSU 36 |
| 1947 | Kentucky (11-0) | Kentucky | Louisville, Ky. | Kentucky 55, Tulane 38 |
| 1948 | Kentucky (9-0) | Kentucky | Louisville, Ky. | Kentucky 54, Georgia Tech 43 |
| 1949 | Kentucky (13-0) | Kentucky | Louisville, Ky. | Kentucky 68, Tulane 52 |
| 1950 | Kentucky (11-2) | Kentucky | Louisville, Ky. | Kentucky 95, Tennessee 58 |
| 1951 | Kentucky (14-0) | Vanderbilt | Louisville, Ky. | Vanderbilt 61, Kentucky 57 |
| 1952 | Kentucky (14-0) | Kentucky | Louisville, Ky. | Kentucky 44, LSU 43 |
| 1953 | LSU (13-0) | No Tournament | | |
| 1954 | Kentucky/LSU (14-0) | No Tournament | | |
| 1955 | Kentucky (12-2) | No Tournament | | |
| 1956 | Alabama (14-0) | No Tournament | | |
| 1957 | Kentucky (12-2) | No Tournament | | |
| 1958 | Kentucky (12-2) | No Tournament | | |
| 1959 | Mississippi State (13-1) | No Tournament | | |
| 1960 | Auburn (12-2) | No Tournament | | |
| 1961 | Mississippi State (11-3) | No Tournament | | |
| 1962 | Kentucky/Mississippi State (13-1) | No Tournament | | |
| 1963 | Mississippi State (13-1) | No Tournament | | |
| 1964 | Kentucky (11-3) | No Tournament | | |
| 1965 | Vanderbilt (15-1) | No Tournament | | |
| 1966 | Kentucky (15-1) | No Tournament | | |
| 1967 | Tennessee (15-3) | No Tournament | | |
| 1968 | Kentucky (15-3) | No Tournament | | |
| 1969 | Kentucky (16-2) | No Tournament | | |
| 1970 | Kentucky (17-1) | No Tournament | | |
| 1971 | Kentucky (16-2) | No Tournament | | |
| 1972 | Kentucky/Tennessee (14-4) | No Tournament | | |
| 1973 | Kentucky (14-4) | No Tournament | | |
| 1974 | Alabama/Vanderbilt (15-3) | No Tournament | | |
| 1975 | Kentucky/Alabama (15-3) | No Tournament | | |
| 1976 | Alabama (15-3) | No Tournament | | |
| 1977 | Kentucky/Tennessee (16-2) | No Tournament | | |
| 1978 | Kentucky (16-2) | No Tournament | | |
| 1979 | LSU (14-4) | Tennessee | Birmingham, Ala. | Tennessee 75, Kentucky 69^{OT} |
| 1980 | Kentucky (15-3) | LSU | Birmingham, Ala. | LSU 80, Kentucky 78 |
| 1981 | LSU (17-1) | Ole Miss | Birmingham, Ala. | Ole Miss 66, Georgia 62 |
| 1982 | Kentucky/Tennessee (13-5) | Alabama | Lexington, Ky. | Alabama 48, Kentucky 46 |
| 1983 | Kentucky (13-5) | Georgia | Birmingham, Ala. | Georgia 86, Alabama 71 |
| 1984 | Kentucky (14-4) | Kentucky | Nashville, Tenn. | Kentucky 51, Auburn 49 |
| 1985 | LSU (13-5) | Auburn | Birmingham, Ala. | Auburn 53, Alabama 49 ^{OT} |
| 1986 | Kentucky (17-1) | Kentucky | Lexington, Ky. | Kentucky 83, Alabama 72 |
| 1987 | Alabama (16-2) | Alabama | Atlanta | Alabama 69, LSU 62 |
| 1988 | Vacated | Vacated | Baton Rouge, La. | Kentucky 62, Georgia 57 |
| 1989 | Florida (13-5) | Alabama | Knoxville, Tenn. | Alabama 72, Florida 60 |
| 1990 | Georgia (13-5) | Alabama | Orlando, Fla. | Alabama 70, Ole Miss 51 |
| 1991 | Mississippi State/LSU (13-5) | Alabama | Nashville, Tenn. | Alabama 88, Tennessee 64 |



| YEAR | CHAMPION (SEC W-L) | EAST CHAMP | WEST CHAMP | CHAMP | SITE | CHAMPIONSHIP GAME RESULT |
|------|-----------------------------------|---------------------------------|----------------------------------|-----------------|---------------------|---|
| 1992 | Arkansas (13-3) | Kentucky (12-4) | Arkansas (13-3) | Kentucky | Birmingham, Ala. | Kentucky 80, Alabama 54 |
| 1993 | Vanderbilt (14-2) | Vanderbilt (14-2) | Arkansas (10-6) | Kentucky | Lexington, Ky. | Kentucky 82, LSU 65 |
| 1994 | Arkansas (14-2) | Kentucky/Florida (12-4) | Arkansas (14-2) | Kentucky | Memphis, Tenn. | Kentucky 73, Florida 60 |
| 1995 | Kentucky (14-2) | Kentucky (14-2) | Arkansas/ Mississippi St. (12-4) | Kentucky | Atlanta | Kentucky 95, Arkansas 93 rd |
| 1996 | Kentucky (16-0) | Kentucky (16-0) | Mississippi State (10-6) | Mississippi St. | New Orleans | Mississippi St. 84, Kentucky 73 rd |
| 1997 | South Carolina (15-1) | South Carolina (15-1) | Ole Miss (11-5) | Kentucky | Memphis, Tenn. | Kentucky 95, Georgia 68 |
| 1998 | Kentucky (14-2) | Kentucky (14-2) | Ole Miss (12-4) | Kentucky | Atlanta | Kentucky 86, South Carolina 56 |
| 1999 | Auburn (14-2) | Tennessee (12-4) | Auburn (14-2) | Kentucky | Atlanta | Kentucky 76, Arkansas 63 |
| 2000 | Kentucky/Florida/Tenn./LSU (12-4) | Kentucky/Fla./Tenn. (12-4) | LSU (12-4) | Arkansas | Atlanta | Arkansas 75, Auburn 67 |
| 2001 | Kentucky/Florida (12-4) | Kentucky/Florida (12-4) | Ole Miss (11-5) | Kentucky | Nashville, Tenn. | Kentucky 77, Ole Miss 55 |
| 2002 | Alabama (12-4) | Kentucky/Florida (10-6) | Alabama (12-4) | Mississippi St. | Atlanta | Mississippi State 61, Alabama 58 |
| 2003 | Kentucky (16-0) | Kentucky (16-0) | Mississippi State (9-7) | Kentucky | New Orleans | Kentucky 64, Mississippi St. 57 |
| 2004 | Mississippi State (14-2) | Kentucky (13-3) | Mississippi State (14-2) | Kentucky | Atlanta | Kentucky 89, Florida 73 |
| 2005 | Kentucky (14-2) | Kentucky (14-2) | Alabama/LSU (12-4) | Florida | Atlanta | Florida 70, Kentucky 53 |
| 2006 | LSU (14-2) | Tennessee (12-4) | LSU (14-2) | Florida | Nashville, Tenn. | Florida 49, South Carolina 47 |
| 2007 | Florida (13-3) | Florida (13-3) | Ole Miss/Mississippi St. (8-8) | Florida | Atlanta | Florida 77, Arkansas 56 |
| 2008 | Tennessee (14-2) | Tennessee (14-2) | Mississippi St. (12-4) | Georgia | Atlanta (Alexander) | Georgia 66, Arkansas 57 |
| 2009 | LSU (13-3) | Tennessee/South Carolina (10-6) | LSU (13-3) | Mississippi St. | Tampa, Fla. | Mississippi State 64, Tennessee 61 |
| 2010 | Kentucky (14-2) | Kentucky (14-2) | Mississippi State (9-7) | Kentucky | Nashville, Tenn. | Kentucky 75, Mississippi St. 74 th |
| 2011 | Florida (13-3) | Florida (13-3) | Alabama (12-2) | Kentucky | Atlanta | Kentucky 70, Florida 54 |
| 2012 | Kentucky (16-0) | Kentucky (16-0) | Alabama (9-7) | Vanderbilt | New Orleans | Vanderbilt 71, Kentucky 64 |
| 2013 | Florida (14-4) | Florida (14-4) | Ole Miss | Ole Miss | Nashville, Tenn. | Ole Miss 66, Florida 63 |
| 2014 | Florida (18-0) | Florida (18-0) | Florida | Florida | Atlanta | Florida 61, Kentucky 60 |
| 2015 | Kentucky (18-0) | Kentucky (18-0) | Nashville, Tenn. | Kentucky | Nashville, Tenn. | Kentucky 78, Arkansas 63 |
| 2016 | Kentucky/Texas A&M (13-5) | Kentucky/Texas A&M (13-5) | Nashville, Tenn. | Kentucky | Nashville, Tenn. | Kentucky 82, Texas A&M 77 th |
| 2017 | Kentucky (16-2) | Kentucky (16-2) | Nashville, Tenn. | Kentucky | Nashville, Tenn. | Kentucky 82, Arkansas 65 |
| 2018 | Auburn/Tennessee (13-5) | Auburn/Tennessee (13-5) | St. Louis | Kentucky | St. Louis | Kentucky 77, Tennessee 72 |
| 2019 | LSU (16-2) | LSU (16-2) | Nashville, Tenn. | Auburn | Nashville, Tenn. | Auburn 84, Tennessee 64 |

NOTES:

- From 1933-1950 the SEC champion was determined by a tournament, except for 1935
- Only eight teams invited to participate
- Only six teams participated due to World War II
- Since 1951, when the round-robin schedule was introduced, the title has been decided by a winning percentage on the conference schedule. From 1951-1964 the round-robin schedule was 14 games



UK vs. SEC TOURNAMENT FIELD

| Team | All | 1st Rd | Quarters | Semis | Finals |
|-------------------|---------------|-------------|--------------|-------------|--------------|
| Alabama | 17-2 | 1-0 | 6-1 | 7-0 | 3-1 |
| Arkansas | 9-1 | 0-0 | 0-1 | 5-0 | 4-0 |
| Auburn | 13-1 | 1-0 | 7-1 | 4-0 | 1-0 |
| Florida | 13-4 | 4-1 | 4-1 | 2-0 | 3-2 |
| Georgia | 12-1 | 0-0 | 6-1 | 3-0 | 3-0 |
| LSU | 16-2 | 0-0 | 5-1 | 8-0 | 3-1 |
| Ole Miss | 15-0 | 5-0 | 6-0 | 3-0 | 1-0 |
| Mississippi State | 8-2 | 1-0 | 3-1 | 1-0 | 3-1 |
| Missouri | 0-0 | 0-0 | 0-0 | 0-0 | 0-0 |
| South Carolina | 3-2 | 0-0 | 1-1 | 1-1 | 1-0 |
| Tennessee | 12-5 | 0-0 | 2-0 | 5-2 | 5-3 |
| Texas A&M | 1-0 | 0-0 | 0-0 | 0-0 | 1-0 |
| Vanderbilt | 4-5 | 1-1 | 3-2 | 0-0 | 0-2 |
| Former members | 11-1 | 2-0 | 2-1 | 3-0 | 4-0 |
| Totals | 134-26 | 15-2 | 45-11 | 42-3 | 32-10 |

KENTUCKY'S SEC TOURNAMENT HISTORY

| YEAR | LOCATION | OPPONENT | SCORE | W/L |
|------|-------------|------------------------|-------|-----|
| 1933 | Atlanta | Ole Miss (1st) | 49-31 | W |
| | | Florida (QF) | 48-24 | W |
| | | LSU (SF) | 51-38 | W |
| | | Mississippi State (F) | 46-27 | W |
| 1934 | Atlanta | Florida (1st) | 32-38 | L |
| | | Mississippi State (QF) | 41-39 | W |
| 1936 | Knoxville | Tennessee (SF) | 28-39 | L |
| | | LSU (QF) | 57-37 | W |
| 1937 | Knoxville | Georgia Tech (SF) | 40-30 | W |
| | | Tennessee (F) | 39-25 | W |
| | | Tulane (QF) | 36-38 | L |
| 1938 | Baton Rouge | Ole Miss (QF) | 49-30 | W |
| | | LSU (SF) | 53-34 | W |
| 1939 | Knoxville | Tennessee (F) | 46-38 | W |
| | | Vanderbilt (QF) | 44-34 | W |
| | | Tennessee (SF) [2OT] | 30-29 | W |
| 1940 | Knoxville | Georgia (F) | 51-43 | W |
| | | Ole Miss (1st) | 62-52 | W |
| | | Tulane (QF) | 59-30 | W |
| | | Alabama (SF) | 39-37 | W |
| 1941 | Louisville | Tennessee (F) | 33-36 | L |
| | | Florida (1st) | 42-36 | W |
| 1942 | Louisville | Ole Miss (QF) | 59-32 | W |
| | | Auburn (SF) | 40-31 | W |
| | | Alabama (F) | 36-34 | W |
| | | Tulane (1st) | 48-31 | W |
| 1943 | Louisville | Georgia (QF) | 59-30 | W |
| | | Mississippi State (SF) | 52-43 | W |
| | | Tennessee (F) | 30-33 | L |
| | | Georgia (QF) | 57-29 | W |
| 1944 | Louisville | LSU (SF) | 55-28 | W |
| | | Tulane (F) | 62-46 | W |
| | | Florida (1st) | 57-35 | W |
| 1945 | Louisville | LSU (QF) | 68-37 | W |
| | | Alabama (SF) | 52-41 | W |
| | | Tennessee (F) | 39-35 | W |
| | | Auburn (1st) | 69-24 | W |
| 1946 | Louisville | Florida (QF) | 69-32 | W |
| | | Alabama (SF) | 59-30 | W |
| | | LSU (F) | 59-36 | W |

| YEAR | LOCATION | OPPONENT | SCORE | W/L |
|------|------------|-------------------------|---------|-----|
| 1947 | Louisville | Vanderbilt (1st) | 98-29 | W |
| | | Auburn (QF) | 84-18 | W |
| | | Georgia Tech (SF) | 75-53 | W |
| | | Tulane (F) | 55-38 | W |
| 1948 | Louisville | Florida (1st) | 87-31 | W |
| | | LSU (QF) | 63-47 | W |
| | | Tennessee (SF) | 70-47 | W |
| 1949 | Louisville | Georgia Tech (F) | 54-43 | W |
| | | Florida (1st) | 73-36 | W |
| | | Auburn (QF) | 70-39 | W |
| | | Tennessee (SF) | 83-44 | W |
| 1950 | Louisville | Tulane (F) | 68-52 | W |
| | | Mississippi State (QF) | 56-46 | W |
| | | Georgia (SF) | 79-63 | W |
| 1951 | Louisville | Tennessee (F) | 95-58 | W |
| | | Mississippi State (1st) | 92-70 | W |
| | | Auburn (QF) | 84-54 | W |
| | | Georgia Tech (SF) | 82-56 | W |
| 1952 | Louisville | Vanderbilt (F) | 57-61 | L |
| | | Georgia Tech (1st) | 80-59 | W |
| | | Tulane (QF) | 85-61 | W |
| | | Tennessee (SF) | 81-66 | W |
| 1979 | Birmingham | LSU (F) | 44-43 | W |
| | | Ole Miss (1st) | 82-77 | W |
| | | Alabama (QF) | 101-100 | W |
| 1980 | Birmingham | LSU (SF) | 80-67 | W |
| | | Tennessee (F) [OT] | 69-75 | L |
| | | Auburn (QF) | 69-61 | W |
| | | Ole Miss (SF) | 70-67 | W |
| 1981 | Birmingham | LSU (F) | 78-80 | L |
| | | Vanderbilt (QF) | 55-60 | L |
| 1982 | Lexington | Auburn (QF) | 89-66 | W |
| | | Ole Miss (SF) | 62-58 | W |
| 1983 | Birmingham | Alabama (F) | 46-48 | L |
| | | Alabama (QF) | 64-69 | L |
| | | Georgia (QF) | 92-79 | W |
| 1984 | Nashville | Alabama (SF) | 48-46 | W |
| | | Auburn (F) | 51-49 | W |
| 1985 | Birmingham | Florida (QF) | 55-58 | L |
| 1986 | Lexington | Ole Miss (QF) | 95-69 | W |



| YEAR | LOCATION | OPPONENT | SCORE | W/L |
|------|-------------|-------------------------|---------------------|-----|
| | | LSU (SF) | 61-58 | W |
| | | Alabama (F) | 83-72 | W |
| 1987 | Atlanta | Auburn (QF) | 72-79 | L |
| 1988 | Baton Rouge | Ole Miss (QF) | 82-64 | W |
| | | LSU (SF) | 86-80 | W |
| | | Georgia (F) | 62-57 | W |
| 1989 | Knoxville | Vanderbilt (QF) | 63-77 | L |
| 1992 | Birmingham | Vanderbilt (QF) | 76-57 | W |
| | | LSU (SF) | 80-74 | W |
| | | Alabama (F) | 80-54 | W |
| 1993 | Lexington | Tennessee (QF) | 101-40 | W |
| | | Arkansas (SF) | 92-81 | W |
| | | LSU (F) | 82-65 | W |
| 1994 | Memphis | Mississippi State (QF) | 95-76 | W |
| | | Arkansas (SF) | 90-78 | W |
| | | Florida (F) | 73-60 | W |
| 1995 | Atlanta | Auburn (QF) | 93-81 | W |
| | | Florida (SF) | 86-72 | W |
| | | Arkansas (F) [OT] | 95-93 | W |
| 1996 | New Orleans | Florida (QF) | 100-76 | W |
| | | Arkansas (SF) | 95-75 | W |
| | | Mississippi State (F) | 73-84 | L |
| 1997 | Memphis | Auburn (QF) | 92-50 | W |
| | | Ole Miss (SF) | 88-70 | W |
| | | Georgia (F) | 95-68 | W |
| 1998 | Atlanta | Alabama (QF) | 82-71 | W |
| | | Arkansas (SF) | 99-74 | W |
| | | South Carolina (F) | 86-56 | W |
| 1999 | Atlanta | Ole Miss (QF) | 83-73 | W |
| | | Auburn (SF) | 69-57 | W |
| | | Arkansas (F) | 76-63 | W |
| 2000 | Atlanta | Arkansas (QF) | 72-86 | L |
| 2001 | Nashville | South Carolina (QF) | 78-65 | W |
| | | Arkansas (SF) | 87-78 | W |
| | | Ole Miss (F) | 77-55 | W |
| 2002 | Atlanta | South Carolina (QF) | 57-70 | L |
| 2003 | New Orleans | Vanderbilt (QF) | 81-63 | W |
| | | Auburn (SF) | 78-58 | W |
| | | Mississippi State (F) | 64-57 | W |
| 2004 | Atlanta | Georgia (QF) | 69-60 | W |
| | | South Carolina (SF) | 78-63 | W |
| | | Florida (F) | 89-73 | W |
| 2005 | Atlanta | Tennessee (QF) | 76-62 | W |
| | | LSU (SF) [OT] | 79-78 | W |
| | | Florida (F) | 53-70 | L |
| 2006 | Nashville | Ole Miss (1st) | 71-57 | W |
| | | Alabama (QF) | 68-61 | W |
| | | South Carolina (SF) | 61-65 | L |
| 2007 | Atlanta | Alabama (1st) | 79-67 | W |
| | | Mississippi St.(QF)[OT] | 82-84 | L |
| 2008 | Atlanta | Georgia(QF)[OT] | 60-56 | L |
| 2009 | Tampa | Mississippi (1st) | 71-58 | W |
| | | LSU (QF) | 58-67 | L |
| 2010 | Nashville | Alabama (QF) | 73-67 | W |
| | | Tennessee (SF) | 74-45 | W |
| | | Mississippi St. (F) | 75-74 ^{OT} | W |
| 2011 | Atlanta | Ole Miss (QF) | 75-66 | W |
| | | Alabama (SF) | 72-58 | W |
| | | Florida (F) | 70-54 | W |
| 2012 | New Orleans | LSU (QF) | 60-51 | W |
| | | Florida (SF) | 74-71 | W |
| | | Vanderbilt (F) | 71-64 | L |
| 2013 | Nashville | Vanderbilt (QF) | 64-48 | L |
| 2014 | Atlanta | LSU (QF) | 85-67 | W |
| | | Georgia (SF) | 70-58 | W |
| | | Florida (F) | 61-60 | L |

SEC TOURNAMENT RECORD

| TEAM | YRS. | WON | LOST | PCT. | TITLES |
|-------------------|-----------|------------|-----------|-------------|-----------|
| KENTUCKY | 58 | 134 | 26 | .838 | 31 |
| Alabama | 60 | 67 | 53 | .558 | 6 |
| Tennessee | 59 | 69 | 55 | .556 | 4 |
| Arkansas | 28 | 26 | 27 | .491 | 1 |
| Florida | 54 | 45 | 50 | .474 | 4 |
| Georgia | 59 | 47 | 57 | .452 | 2 |
| LSU | 60 | 47 | 59 | .443 | 1 |
| South Carolina | 28 | 21 | 28 | .429 | 0 |
| Vanderbilt | 58 | 39 | 56 | .411 | 2 |
| Missouri | 6 | 4 | 6 | .400 | 0 |
| Auburn | 57 | 34 | 55 | .382 | 2 |
| Mississippi State | 59 | 32 | 56 | .364 | 3 |
| Texas A&M | 7 | 4 | 7 | .364 | 0 |
| Ole Miss | 57 | 31 | 55 | .360 | 2 |

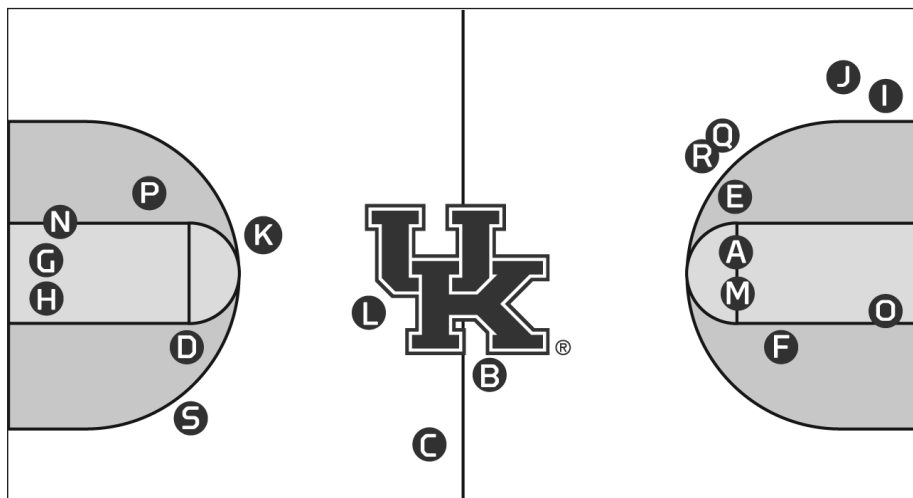
FORMER MEMBERS

| | | | | | |
|--------------|----|----|----|------|---|
| Georgia Tech | 19 | 14 | 18 | .438 | 1 |
| Tulane | 16 | 12 | 16 | .429 | 0 |
| Sewanee | 2 | 0 | 2 | .000 | 0 |

| YEAR | LOCATION | OPPONENT | SCORE | W/L |
|------|-----------|----------------|---------------------|-----|
| 2015 | Nashville | Florida (QF) | 64-49 | W |
| | | Auburn (SF) | 91-67 | W |
| | | Arkansas (F) | 78-63 | W |
| 2016 | Nashville | Alabama (QF) | 85-59 | W |
| | | Georgia (SF) | 93-80 | W |
| | | Texas A&M (F) | 82-77 ^{OT} | W |
| 2017 | Nashville | Georgia (QF) | 71-60 | W |
| | | Alabama (SF) | 79-74 | W |
| | | Arkansas (F) | 82-65 | W |
| 2018 | St. Louis | Georgia (QF) | 62-49 | W |
| | | Alabama (SF) | 86-63 | W |
| | | Tennessee (F) | 77-72 | W |
| 2019 | Nashville | Alabama (QF) | 73-55 | W |
| | | Tennessee (SF) | 82-78 | L |

* As part of sanctions imposed upon the UK basketball program in 1989, the NCAA ordered Kentucky to erase from the record three NCAA tournament games from the 1987-88 season. The presidents of the Southeastern Conference institutions voted to strip Kentucky of the 1987-88 SEC regular season and SEC Tournament championships. Kentucky was not forced to forfeit any of those regular season or tournament games.

BIGGEST SHOTS



A. RALPH BEARD

March 20, 1946, vs. Rhode Island

This free throw with 43 seconds left gave Adolph Rupp his first national title, 46-45.

B. RALPH BEARD

Feb. 14, 1948, vs. Tennessee

The buzzer-beater is still one of the longest shots (52.5 feet) in UK history.

C. VERNON HATTON

Dec. 7, 1957, vs. Temple

Hatton's 47-foot bomb from midcourt tied the game at the end of the first overtime.

D. TERRY MOBLEY

Dec. 31, 1963, vs. Duke

Mobley's shot, with seven seconds left, propelled UK past No. 1 Duke, 81-79.

E. KYLE MACY

Feb. 24, 1980, vs. LSU

Macy's jumper gave the Cats the 1980 SEC crown, 76-74 in overtime.

F. KENNY WALKER

March 10, 1984, vs. Auburn

The sophomore's 15-footer at the buzzer defeated Charles Barkley's squad for the SEC tourney title.

G. CEDRIC JENKINS

Dec. 12, 1987, vs. Louisville

Jenkins' tip-in gave UK a 76-75 win against its arch rival.

H. JEFF BRASSOW

Dec. 23, 1993, vs. Arizona

Brassow tipped in a Rodrick Rhodes' miss as UK won the Maui Invitational, 93-92.

I. WALTER MCCARTY

Feb. 15, 1994, vs. LSU

McCarty's 3-pointer capped a 31-point comeback against the Tigers.

J. TONY DELK

April 1, 1996, vs. Syracuse

His 3-pointer was part of a four-point play that lifted UK to its sixth NCAA title.

K. SCOTT PADGETT

March 22, 1998, vs. Duke

The 3-pointer broke an 81-81 tie with 39.4 seconds left and capped a 17-point comeback.

L. TAYSHAUN PRINCE

Dec. 8, 2001, vs. North Carolina

This nearly 30-foot 3-point field goal from just inside the mid-court logo capped five consecutive 3-pointers by Prince to open the game.

M. PATRICK SPARKS

Dec. 18, 2004, at Louisville

Sparks' three free throws with no time remaining helped UK overcome a 16-point halftime deficit for a 60-58 win.

N. DEMARCUS COUSINS

March 14, 2010, vs. Mississippi State

Cousins' tip-in at the buzzer sent the game in overtime en route to UK's 26th SEC tourney title.

**O. BRANDON KNIGHT**

March 17, 2011, vs. Princeton

Knight's driving layup with two seconds remaining lifts UK to a 59-57 win in its NCAA tourney opener.

P. BRANDON KNIGHT

March 25, 2011, vs. Ohio State

Knight knocked down a jumper with five seconds remaining to beat No. 1 and top-seeded Ohio State 62-60 to advance to the Elite Eight.

Q. AARON HARRISON

March 30, 2014, vs. Michigan

Harrison hit a 3-pointer with less than four seconds remaining to beat No. 7 Michigan, 75-72, and advance to the Final Four.

R. AARON HARRISON

April 5, 2014, vs. Wisconsin

Harrison's heroics yet again lifted UK to the national championship game with a win over Wisconsin with a 3-pointer from nearly the identical spot as the one he hit against Michigan.

S. TYLER HERRO

March 29, 2019, vs. Houston

After PJ Washington swatted Corey Davis Jr.'s driving shot on the defensive end of the court, the Wildcats raced the other way in transition and found Herro for a 3-pointer that put the Wildcats in front, 60-58, with 25.6 seconds left. UK would win 62-58.

BIGGEST GAMES

Kentucky 20, Georgia 19

March 1, 1921

ATLANTA — Bill King's free throw with no time left on the clock lifted the Wildcats to the SIAA Championship, the first college basketball tournament ever played.

| | | | | |
|----------|----|----|---|----|
| Georgia | 8 | 11 | — | 19 |
| Kentucky | 17 | 13 | — | 20 |

Kentucky 28, Cincinnati 23

Dec. 13, 1924

LEXINGTON, Ky. — James McFarland scored 10 points and the Wildcats defeated the Bearcats in the first game played at Alumni Gym.

| | | | | |
|------------|----|----|---|----|
| Cincinnati | 9 | 14 | — | 23 |
| Kentucky | 13 | 15 | — | 28 |

Kentucky 67, Georgetown C. 19

Dec. 18, 1930

LEXINGTON, Ky. — The Wildcats pounded the Tigers in Adolph Rupp's debut as coach at Kentucky.

| | | | | |
|--------------------|----|----|---|----|
| Georgetown College | 9 | 10 | — | 19 |
| Kentucky | 38 | 29 | — | 67 |

Kentucky 35, Marquette 33

Feb. 14, 1938

LEXINGTON, Ky. — Joe Hagan's 48-foot shot with 12 seconds left lifted the Wildcats over the Warriors. After the game, Gov. Chandler pounded a nail into the floor to mark the spot.

| | | | | |
|-----------|----|----|---|----|
| Marquette | 18 | 15 | — | 33 |
| Kentucky | 18 | 17 | — | 35 |

Kentucky 60, Notre Dame 55

Jan. 23, 1943

LEXINGTON, Ky. — Marvin Akers and Melvin Ticco combined for 33 points as the Wildcats beat the Fighting Irish for the first time in school history.

| | | | | |
|------------|----|----|---|----|
| Notre Dame | 33 | 22 | — | 55 |
| Kentucky | 27 | 33 | — | 60 |

Kentucky 46, Rhode Island 45

March 20, 1946

NEW YORK — Ralph Beard's free throw with 40 seconds left lifted the Wildcats to their first national title in the NIT.

| | | | | |
|--------------|----|----|---|----|
| Kentucky | 26 | 20 | — | 46 |
| Rhode Island | 27 | 18 | — | 45 |

Utah 49, Kentucky 45

March 24, 1947

NEW YORK — Wat Misaka, a 5-8 center, held high-scoring Ralph Beard to two points and the Utes won the NIT championship.

| | | | | |
|----------|----|----|---|----|
| Kentucky | 21 | 24 | — | 45 |
| Utah | 27 | 22 | — | 49 |

Kentucky 73, W. Texas St. 43

Dec. 1, 1950

LEXINGTON, Ky. — The Wildcats made the first game played in Memorial Coliseum a memorable one as they routed the Buffaloes.

| | | | | |
|--------------|----|----|---|----|
| W. Texas St. | 24 | 19 | — | 43 |
| Kentucky | 47 | 26 | — | 73 |

Georgia Tech 59, Kentucky 58

Jan. 8, 1955

LEXINGTON, Ky. — Joe Helms' 12-foot jump shot with 12 seconds left ended the Wildcats' 129-game home winning streak.

| | | | | |
|----------|----|----|---|----|
| Ga. Tech | 26 | 33 | — | 59 |
| Kentucky | 23 | 35 | — | 58 |

Kentucky 85, Temple 83 (3 OT)

Dec. 7, 1957

LEXINGTON, Ky. — The longest game in UK history proved fruitful for the Wildcats as Vernon Hatton scored UK's final six points to edge the Owls.

| | | | | | | | |
|----------|----|----|---|---|----|---|----|
| Temple | 35 | 30 | 6 | 4 | 8 | — | 83 |
| Kentucky | 34 | 31 | 6 | 4 | 10 | — | 85 |

Kentucky 61, Temple 60

March 21, 1958

LOUISVILLE, Ky. — Vernon Hatton's layup with 17 seconds remaining pushed the Wildcats past the Owls and into the NCAA championship game.

| | | | | |
|----------|----|----|---|----|
| Temple | 33 | 27 | — | 60 |
| Kentucky | 33 | 28 | — | 61 |

Texas Western 72, Kentucky 65

March 19, 1966

COLLEGE PARK, Md. — Bobby Joe Hill scored 20 points and Texas Western upset the top-ranked Wildcats to win the NCAA title.

| | | | | |
|---------------|----|----|---|----|
| Kentucky | 28 | 37 | — | 65 |
| Texas Western | 31 | 41 | — | 72 |

Kentucky 69, Tennessee 66

Jan. 18, 1969

KNOXVILLE, Tenn. — On the road against its longtime rival, Kentucky became the first team in college basketball history to win 1,000 games.

| | | | | |
|-----------|----|----|---|----|
| Tennessee | 36 | 30 | — | 66 |
| Kentucky | 35 | 34 | — | 69 |

Kentucky 109, LSU 96

Jan. 24, 1970

LEXINGTON, Ky. — "Pistol" Pete Maravich poured in 64 points against the Wildcats, but Dan Issel answered with 51 as the Wildcats topped 100 points en route to victory. At the time, it was the most points ever scored (115) by opposing players in the same game.

| | | | | |
|----------|----|----|---|-----|
| Kentucky | 56 | 53 | — | 109 |
| LSU | 48 | 48 | — | 96 |

Kentucky 90, Vanderbilt 86

Feb. 28, 1970

LEXINGTON, Ky. — Dan Issel became the first UK player to score 2,000 career points as the Wildcats avenged their only loss of the season.

| | | | | |
|------------|----|----|---|----|
| Vanderbilt | 33 | 53 | — | 86 |
| Kentucky | 46 | 44 | — | 90 |

Florida State 73, Kentucky 54

March 18, 1972

DAYTON, Ohio — The Seminoles won the Mideast Region title by routing the Wildcats in Adolph Rupp's final game as coach.

| | | | | |
|---------------|----|----|---|----|
| Kentucky | 28 | 26 | — | 54 |
| Florida State | 34 | 39 | — | 73 |

Kentucky 92, Indiana 90

March 22, 1975

DAYTON, Ohio — The Wildcats captured the Mideast Region title by handing the Hoosiers their first loss in 34 games.

| | | | | |
|----------|----|----|---|----|
| Kentucky | 44 | 48 | — | 92 |
| Indiana | 44 | 46 | — | 90 |

**UCLA 92, Kentucky 85****March 31, 1975**

SAN DIEGO — Coach John Wooden closed out his coaching career by leading the Bruins to their 10th NCAA title in 12 years.

| | | | | |
|----------|----|----|---|----|
| Kentucky | 40 | 45 | — | 85 |
| UCLA | 43 | 49 | — | 92 |

Kentucky 94, Mississippi St. 93 (OT)**March 8, 1976**

LEXINGTON, Ky. — Jack Givens keyed a late rally as the Wildcats outlasted the Bulldogs in the last game played at Memorial Coliseum.

| | | | | | |
|-------------|----|----|---|---|----|
| Miss. State | 50 | 35 | 8 | — | 93 |
| Kentucky | 42 | 43 | 9 | — | 94 |

Kentucky 72, Wisconsin 64**Nov. 27, 1976**

LEXINGTON, Ky. — With Adolph Rupp looking on from the stands, the Wildcats dumped the Badgers in the first game played at Rupp Arena.

| | | | | |
|-----------|----|----|---|----|
| Wisconsin | 24 | 40 | — | 64 |
| Kentucky | 34 | 38 | — | 72 |

Kentucky 94, Duke 88**March 27, 1978**

ST. LOUIS — Jack Givens scored 41 points as the Wildcats captured their fifth NCAA title.

| | | | | |
|----------|----|----|---|----|
| Kentucky | 45 | 49 | — | 94 |
| Duke | 38 | 50 | — | 88 |

Kentucky 67, Kansas 66 (OT)**Dec. 9, 1978**

LEXINGTON, Ky. — After forcing overtime, the Cats were down 66-60 with 31 seconds to go. Dwight Anderson scored back-to-back baskets then stole the inbounds pass and fed Kyle Macy for the tying jumper. Macy completed the comeback by adding a technical free throw when Kansas called a timeout it didn't have.

| | | | | | |
|----------|----|----|----|---|----|
| Kansas | 35 | 21 | 10 | — | 66 |
| Kentucky | 28 | 28 | 11 | — | 67 |

Louisville 80, Kentucky 68 (OT)**March 26, 1983**

KNOXVILLE, Tenn. — The first meeting between the two teams in more than 24 years proved memorable as the Cardinals outscored the Wildcats 18-6 in overtime to advance to the Final Four.

| | | | | | |
|------------|----|----|----|---|----|
| Kentucky | 37 | 25 | 6 | — | 68 |
| Louisville | 30 | 32 | 18 | — | 80 |

Kentucky 65, Louisville 44**Nov. 26, 1983**

LEXINGTON, Ky. — In the first regular-season meeting in 61 years between the two in-state rivals, the Wildcats employed a swarming defense and balanced offense to roll to victory.

| | | | | |
|------------|----|----|---|----|
| Louisville | 20 | 24 | — | 44 |
| Kentucky | 35 | 30 | — | 65 |

Kentucky 72, Louisville 67**March 22, 1984**

LEXINGTON, Ky. — Winston Bennett's three-point play with 13 seconds left pushed the Wildcats into the Midwest Regional final.

| | | | | |
|------------|----|----|---|----|
| Louisville | 36 | 31 | — | 67 |
| Kentucky | 32 | 40 | — | 72 |

Georgetown 53, Kentucky 40**March 31, 1984**

SEATTLE — The Hoyas outscored the Wildcats 23-2 at the start of the second half on their way to the NCAA title game. UK sank only 3 of 33 field-goal attempts in the second half.

| | | | | |
|------------|----|----|---|----|
| Georgetown | 22 | 31 | — | 53 |
| Kentucky | 29 | 11 | — | 40 |

Kentucky 64, UNLV 61**March 16, 1985**

SALT LAKE CITY — Kenny Walker scored 23 points and provided a key block in the final minutes as the Wildcats advanced to the West Regional final.

| | | | | |
|----------|----|----|---|----|
| Kentucky | 30 | 34 | — | 64 |
| UNLV | 30 | 31 | — | 61 |

St. John's 86, Kentucky 70**March 22, 1985**

DENVER — Having announced he would retire following the game, Coach Joe B. Hall watched as the Redmen ended the Wildcats' Final Four hopes.

| | | | | |
|------------|----|----|---|----|
| Kentucky | 38 | 32 | — | 70 |
| St. John's | 39 | 47 | — | 86 |

Kentucky 75, Oklahoma 74**March 1, 1987**

LEXINGTON, Ky. — Richard Madison's basket with eight seconds left enabled the Wildcats to upset the No. 12 Sooners.

| | | | | |
|----------|----|----|---|----|
| Oklahoma | 34 | 40 | — | 74 |
| Kentucky | 35 | 40 | — | 75 |

Kentucky 76, Ohio 73**Nov. 28, 1989**

LEXINGTON, Ky. — The long-awaited debut of Coach Rick Pitino and the Wildcats was worth waiting for as Reggie Hanson scored 24 points and UK held off the Bobcats.

| | | | | |
|----------|----|----|---|----|
| Ohio | 30 | 43 | — | 73 |
| Kentucky | 44 | 32 | — | 76 |

Kentucky 100, LSU 95**Feb. 15, 1990**

LEXINGTON, Ky. — Described by many as one of the most exciting games ever played at Rupp Arena, the Wildcats burst out to an early lead and then held off Chris Jackson and the Tigers.

| | | | | |
|----------|----|----|---|-----|
| LSU | 36 | 59 | — | 95 |
| Kentucky | 48 | 52 | — | 100 |

Kentucky 90, Florida 74**Feb. 23, 1991**

LEXINGTON, Ky. — Kentucky beat the Gators to become one of two schools (along with North Carolina) to win 1,500 basketball games.

| | | | | |
|----------|----|----|---|----|
| Kentucky | 37 | 53 | — | 90 |
| Florida | 29 | 45 | — | 74 |

Kentucky 114, Auburn 93
March 2, 1991

LEXINGTON, Ky. — Before the then-largest crowd in Rupp Arena history, the Wildcats closed out the 1990-91 season with a 22-6 overall record. Although UK was ineligible for the SEC title because of probation, the Wildcats secured the best record in the league (14-4) with the win over Auburn. A ceremony and parade followed.

| | | | | |
|----------|----|----|---|-----|
| Auburn | 43 | 50 | — | 93 |
| Kentucky | 65 | 49 | — | 114 |

Kentucky 80, Alabama 54
March 15, 1992

BIRMINGHAM, Ala. — Kentucky roared back from a 32-29 halftime deficit to crush Alabama, 80-54, and take the SEC Tournament championship after being banned from the event for two years.

| | | | | |
|----------|----|----|---|----|
| Kentucky | 29 | 51 | — | 80 |
| Alabama | 32 | 22 | — | 54 |

Duke 104, Kentucky 103 (OT)
March 28, 1992

PHILADELPHIA — In what many called the “greatest NCAA Tournament game ever played,” Kentucky took top-ranked defending champion Duke to overtime before a desperation shot by Christian Laettner sent the Blue Devils to the Final Four.

| | | | | | |
|----------|----|----|----|---|-----|
| Kentucky | 45 | 48 | 10 | — | 103 |
| Duke | 50 | 43 | 11 | — | 104 |

Kentucky 106, Florida St. 81
March 27, 1993

CHARLOTTE, N.C. — Kentucky beat Florida State to advance to the NCAA Final Four in New Orleans. The victory completed a string of four games in which the Wildcats blitzed their Southeast Region opponents by an average of 31.0 points — the largest margin of victory by a team through four games en route to the Final Four.

| | | | | |
|---------------|----|----|---|-----|
| Florida State | 46 | 35 | — | 81 |
| Kentucky | 54 | 52 | — | 106 |

Michigan 81, Kentucky 78 (OT)
April 3, 1993

NEW ORLEANS — Kentucky faced Michigan in the NCAA semifinals, marking UK’s 10th Final Four appearance. An 81-78 overtime loss to the Wolverines ended the Cats’ season at 30-4 and marked All-American Jamal Mashburn’s last game in UK blue.

| | | | | | |
|----------|----|----|----|---|----|
| Kentucky | 35 | 36 | 7 | — | 78 |
| Michigan | 40 | 31 | 10 | — | 81 |

Kentucky 99, LSU 95
Feb. 15, 1994

BATON ROUGE, La. — Trailing by 31 points with 15:34 remaining in the game, the Wildcats went on a tear. They hit 11 3-pointers and outscored the Tigers 62-27 during the final 15:34. UK’s 99-95 win marked the greatest comeback in school history.

| | | | | |
|----------|----|----|---|----|
| Kentucky | 32 | 67 | — | 99 |
| LSU | 48 | 47 | — | 95 |

Kentucky 73, Florida 60
March 13, 1994

MEMPHIS, Tenn. — Kentucky faced Florida for the second time in 11 days, and for the second time, the Wildcats beat the Gators. The triumph in Memphis gave UK its third consecutive SEC Tournament title and improved the Pitino-era SEC Tourney mark to a perfect 9-0.

| | | | | |
|----------|----|----|---|----|
| Kentucky | 33 | 40 | — | 73 |
| Florida | 27 | 33 | — | 60 |

Kentucky 95, Arkansas 93 (OT)
March 12, 1995

ATLANTA — Kentucky repeatedly clawed its way back in the SEC Tournament final — finding itself trailing by 19 in the first half, 12 points with nine minutes left in the second half and nine points with 1:33 remaining in overtime.

| | | | | | |
|----------|----|----|----|---|----|
| Kentucky | 44 | 36 | 15 | — | 95 |
| Arkansas | 50 | 30 | 13 | — | 93 |

Kentucky 81, Massachusetts 74
March 30, 1996

EAST RUTHERFORD, N.J. — In a rematch from an early season loss, the Wildcats fought off a late rally in the national semifinals to advance to the championship game for the first time in 18 years.

| | | | | |
|----------|----|----|---|----|
| Kentucky | 36 | 45 | — | 81 |
| UMass | 28 | 46 | — | 74 |

Kentucky 76, Syracuse 67
April 1, 1996

EAST RUTHERFORD, N.J. — Behind an NCAA title game record-tying seven 3-pointers from Tony Delk, UK won its sixth national title.

| | | | | |
|----------|----|----|---|----|
| Kentucky | 42 | 34 | — | 76 |
| Syracuse | 33 | 34 | — | 67 |

Arizona 84, Kentucky 79 (OT)
March 31, 1997

INDIANAPOLIS — Trying to become the second team in 24 years to repeat as national champion, Ron Mercer and Anthony Epps nailed 3-pointers inside the last minute to force overtime. But with four Wildcats fouling out, Arizona outscored UK in the extra period in Rick Pitino’s final game as coach at Kentucky.

| | | | | | |
|----------|----|----|----|---|----|
| Arizona | 33 | 41 | 10 | — | 84 |
| Kentucky | 32 | 42 | 5 | — | 79 |

Kentucky 86, Duke 84
March 22, 1998

ST. PETERSBURG, Fla. — The Wildcats fell behind by 18 points in the first half and by 17 points with 9:38 remaining in the game before avenging a 1992 loss to the Blue Devils. Cameron Mills’ 3-pointer with 2:15 left gave UK its first lead, 80-79, before Scott Padgett’s trey with 39.4 seconds remaining broke an 81-81 tie as Kentucky advanced to the Final Four for the third consecutive year.

| | | | | |
|----------|----|----|---|----|
| Kentucky | 39 | 47 | — | 86 |
| Duke | 49 | 35 | — | 84 |

Kentucky 86, Stanford 85 (OT)
March 28, 1998

SAN ANTONIO — Kentucky rallied from a 10-point second-half deficit, then grabbed a five-point overtime lead, before fending off the Cardinal to advance to the title game for the third straight season. Jeff Sheppard canned three long-range 3-pointers — two in the final three minutes and one in overtime — en route to a career-high 27 points.

| | | | | | |
|----------|----|----|----|---|----|
| Stanford | 37 | 36 | 12 | — | 85 |
| Kentucky | 32 | 41 | 13 | — | 86 |

**Kentucky 78, Utah 69****March 30, 1998**

SAN ANTONIO — After being out-rebounded 24-6 in the first half and trailing 41-31 at the break, the “Comeback Cats” charged from behind to win the school’s seventh national title, its second in three years. It was the largest halftime deficit overcome in a title game.

| | | | | |
|----------|----|----|---|----|
| Utah | 41 | 28 | — | 69 |
| Kentucky | 31 | 47 | — | 78 |

Kentucky 82, Louisville 62**Dec. 29, 2001**

LEXINGTON, Ky. — Rick Pitino returned to Rupp Arena for the first time as coach of archrival Louisville but watched as Tayshaun Prince scored a game-high 18 points as UK won by 20. UK dedicated the new playing floor as “Cawood’s Court” before chants of “Tub-by, Tub-by” filled the arena throughout the game.

| | | | | |
|------------|----|----|---|----|
| Kentucky | 36 | 46 | — | 82 |
| Louisville | 32 | 30 | — | 62 |

Kentucky 70, Florida 55**Feb. 4, 2003**

LEXINGTON, Ky. — Florida came to Lexington sporting a No. 1 ranking for the first time in school history, but the Gators were quickly stifled by UK’s defense. The Wildcats were able to jump out to a 23-point lead at halftime, which grew to as much as 29 points during the final half as a Rupp Arena-record crowd of 24,459 watched UK earn the 70-55 victory.

| | | | | |
|----------|----|----|---|----|
| Kentucky | 45 | 23 | — | 70 |
| Florida | 22 | 33 | — | 55 |

Kentucky 79, Michigan St. 74**Dec. 13, 2003**

DETROIT — A basketball world-record crowd of 78,129 watched No. 8 Kentucky beat No. 21 Michigan State at Ford Field. Unlike basketball games at domes that have attracted 40,000-plus fans, the court was not tucked into an end zone, but instead placed on the 50-yard line in the Detroit Lions’ home stadium — a true site to see.

| | | | | |
|--------------|----|----|---|----|
| Kentucky | 49 | 30 | — | 79 |
| Michigan St. | 43 | 31 | — | 74 |

Kentucky 90, Tennessee 72**Jan. 13, 2009**

KNOXVILLE, Tenn. — Jodie Meeks had a night to remember when he broke the UK single-game scoring record scoring 54 points in leading the Wildcats to victory. Meeks finished the night 15 of 22 from the field (10 of 15 from 3-point range) and 14 for 14 from the free-throw line.

| | | | | |
|-----------|----|----|---|----|
| Kentucky | 41 | 49 | — | 90 |
| Tennessee | 37 | 35 | — | 72 |

Kentucky 75, Morehead State 59**Nov. 13, 2009**

LEXINGTON, Ky. — The Wildcats kicked off the John Calipari era in emphatic style with a 16-point win over the Eagles. Leading a highly-touted recruiting class, freshman Eric Bledsoe scored 24 points while starting in place of John Wall.

| | | | | |
|----------------|----|----|---|----|
| Morehead State | 25 | 34 | — | 59 |
| Kentucky | 33 | 42 | — | 75 |

Kentucky 88, Drexel 44**Dec. 21, 2009**

LEXINGTON, Ky. — Kentucky became the first program in college basketball history to reach the 2,000-win plateau. The Wildcats defeated Drexel 88-44 to achieve the milestone.

| | | | | |
|----------|----|----|---|----|
| Drexel | 20 | 24 | — | 44 |
| Kentucky | 56 | 32 | — | 88 |

Kentucky 62, Ohio State 60**March 25, 2011**

NEWARK, N.J. — Kentucky knocked off No. 1 overall seed Ohio State in the Sweet 16. Brandon Knight’s jumper with five seconds remaining led the fourth-seeded Wildcats over the top-seeded Buckeyes.

| | | | | |
|------------|----|----|---|----|
| Kentucky | 30 | 32 | — | 62 |
| Ohio State | 30 | 30 | — | 60 |

Kentucky 76, North Carolina 69**March 27, 2011**

NEWARK, N.J. — Kentucky’s Elite Eight victory over North Carolina sent the Wildcats to their first Final Four in 13 years. Brandon Knight led UK with 22 points as the Cats advanced to the Final Four on a 10-game win streak.

| | | | | |
|----------------|----|----|---|----|
| Kentucky | 38 | 38 | — | 76 |
| North Carolina | 30 | 39 | — | 69 |

Kentucky 69, Louisville 61**March 31, 2012**

NEW ORLEANS — Kentucky and Louisville met in the Final Four for the first time in history. Behind an 18-point, 14-rebound, five-block effort from Anthony Davis, the Wildcats defeated the Cardinals for the second time in the season.

| | | | | |
|------------|----|----|---|----|
| Louisville | 28 | 33 | — | 61 |
| Kentucky | 35 | 34 | — | 69 |

Kentucky 67, Kansas 59**April 2, 2012**

NEW ORLEANS — Kentucky claimed the eighth national title in program history with its second defeat of Kansas in the season. Doron Lamb led all scorers with 22 points, while Anthony Davis pulled down 16 rebounds, blocked six shots and dished out five assists.

| | | | | |
|----------|----|----|---|----|
| Kansas | 27 | 32 | — | 59 |
| Kentucky | 41 | 26 | — | 67 |

Kentucky 78, Wichita State 76**March 23, 2014**

ST. LOUIS — Kentucky came back from a double-digit deficit to knock off No. 1 seed and undefeated Wichita State in one of the greatest games ever played to advance to the Sweet 16.

| | | | | |
|---------------|----|----|---|----|
| Kentucky | 31 | 47 | — | 78 |
| Wichita State | 37 | 39 | — | 76 |

Kentucky 75, Michigan 72**March 30, 2014**

INDIANAPOLIS — Freshman Aaron Harrison knocked down a 3-pointer with less than four seconds remaining to propel the Wildcats to their 16th Final Four in school history.

| | | | | |
|----------|----|----|---|----|
| Kentucky | 37 | 38 | — | 75 |
| Michigan | 37 | 35 | — | 72 |

Kentucky 74, Wisconsin 73
April 5, 2014

ARLINGTON, Texas — Freshman Aaron Harrison provided heroics once again by knocking down a 3-pointer from nearly the identical spot as his previous game winner with less than 10 seconds remaining to lift UK to the national championship game with five freshman starters. Kentucky won its fifth straight game by five points or less.

| | | | | |
|-----------|----|----|---|----|
| Kentucky | 36 | 38 | — | 74 |
| Wisconsin | 40 | 33 | — | 73 |

Kentucky 67, Florida 50
March 7, 2015

LEXINGTON, Ky. — Already off to the best start in school and SEC history, the Wildcats put an exclamation point on a historic regular season with a perfect 31-0 record. The Wildcats became the first team from a power five conference to go undefeated in the regular season since Indiana did so in 1976. UK also marched through the SEC with an undefeated mark for the 15th time in school history and set a Rupp Arena record with 19 wins.

| | | | | |
|----------|----|----|---|----|
| Florida | 27 | 23 | — | 50 |
| Kentucky | 30 | 37 | — | 67 |

Kentucky 68, Notre Dame 66
March 28, 2015

CLEVELAND — Calling on their late-game heroics of a season ago, the Wildcats held off a hungry Notre Dame squad thanks to Karl-Anthony Towns' dominating post play, Andrew Harrison's late-game free throws and Willie Cauley-Stein's last-second defense. With the win, UK advanced to its fourth Final Four in the last five seasons while becoming the first team in the history of college basketball to start a season 38-0.

| | | | | |
|------------|----|----|---|----|
| Notre Dame | 31 | 35 | — | 66 |
| Kentucky | 31 | 37 | — | 68 |

Wisconsin 71, Kentucky 64
April 4, 2015

INDIANAPOLIS — Seeking revenge from the 2014 Final Four loss to the Wildcats, Wisconsin ended Kentucky's pursuit of perfection when UK shockingly let a late four-point lead slip away. The Wildcats twice rallied from deficits of eight points or more but ultimately came up short, ending the season 38-1, one game short of the national championship.

| | | | | |
|-----------|----|----|---|----|
| Wisconsin | 36 | 35 | — | 71 |
| Kentucky | 36 | 28 | — | 64 |



UNPARALLELED TRADITION

FEB. 18, 1903

State College (Kentucky) records its first win, an 11-10 decision over Lexington YMCA. The Wildcats finish the first season with a 1-2 record.

FEB. 18, 1909

With a 28-23 win over Cincinnati, Kentucky clinches its first winning season in school history. Following a "Senior Day" loss to Central University, the Wildcats end the year with a 5-4 record.

JANUARY 1910

E. R. Sweetland signs a three-year pact as State's director of athletics and its first basketball coach.

MARCH 1, 1912

Kentucky defeats Georgetown College, 19-18, to complete the season with a perfect 9-0 record and earn its first title as Southern champions.

MARCH 1, 1921

Kentucky upsets Tulane, Mercer, Mississippi A&M and Georgia to win the first Southern Intercollegiate Athletic Association basketball championship. Hundreds of Wildcats fans await "play-by-play" via telegraph and greet the team's train with a celebration and parade in downtown Lexington. It is believed to be the first college basketball tournament ever played.

SPRING 1921

Basil Hayden becomes UK's first All-America basketball player.

JAN. 26, 1921

The Wildcats beat Cincinnati, 26-19, for their 100th victory in program history.

DEC. 13, 1924

The Wildcats defeat Cincinnati in their first game in the new 2,800-seat, \$100,000 Alumni Gymnasium.

MARCH 21, 1930

A Freeport, Illinois, high school coach named Adolph Rupp is named head basketball coach at the University of Kentucky.

DEC. 18, 1930

UK defeats Georgetown College, 67-19, for the first of Adolph Rupp's 876 victories.

FEB. 28, 1933

UK wins the first Southeastern Conference Tournament championship by defeating Mississippi State, 46-27, in Atlanta.

FEB. 17, 1934

UK establishes a national record with its 23rd consecutive win (47-27 over Vanderbilt). Near riot erupts as fans vie for seats in Alumni Gym.

FEB. 14, 1938

Joe Hagan's 48-foot shot with 12 seconds left lifts the Wildcats over Marquette, 35-33. After the game, Gov. A. B. "Happy" Chandler pounds a nail into the floor to mark the spot where the shot was taken.

MARCH 20, 1942

After winning its sixth SEC championship, UK wins its first NCAA Tournament game, 46-44, over Illinois.

MARCH 20, 1946

UK wins Rupp's first national title with a 46-45 victory over Rhode Island.

MARCH 24, 1947

Before a Madison Square Garden record crowd of 18,493, Wat Misaka holds Ralph Beard to two points and Utah ends the Wildcats' bid for back-to-back NIT championships.

MARCH 23, 1948

Adolph Rupp's "Fabulous Five" wins UK's first NCAA championship, 58-42, over Baylor. The team is met in Lexington by 15,000 fans and given a parade on a fire truck.

AUG. 13, 1948

The U.S. Olympic basketball team, featuring Kentucky's "Fabulous Five," wins the gold medal by defeating France, 64-21, at Wembley Stadium in London.

MARCH 8, 1949

Kentucky ends the year ranked No. 1 in the first season of the Associated Press basketball poll.

MARCH 26, 1949

UK wins its second consecutive NCAA championship, defeating Oklahoma A&M, 46-36, in Seattle.

DEC. 1, 1950

UK plays its first game in the new, \$3.9 million, 11,500-seat Memorial Coliseum. Skeptics label the building a "white elephant."

MARCH 27, 1951

UK wins its third NCAA title, defeating Kansas State, 68-58, in the finals in Minneapolis.

1952-53

UK's season is suspended by the NCAA.

DEC. 5, 1953

Cawood Ledford broadcasts his first game as the radio "Voice of the Wildcats."

MARCH 9, 1954

Kentucky beats LSU, 63-56, in an SEC playoff game to cap a perfect 25-0 season and finish with the nation's No. 1 ranking.

JAN. 8, 1955

Fans are stunned as Georgia Tech defeats UK, 59-58, in Memorial Coliseum, ending a 129-game home winning streak that still stands as a national record.

DEC. 7, 1957

What was then referred to as "the longest game in UK history" proves fruitful for the Wildcats as they defeat Temple 85-83 in three overtimes. Vernon Hatton scores UK's final six points, including a half-court shot, to edge the Owls

MARCH 21, 1958

In the Wildcats' first game in Freedom Hall, Vernon Hatton's layup with 17 seconds left pushes the Wildcats past Temple, 61-60, and into the NCAA championship game.

MARCH 22, 1958

UK wins its fourth NCAA title by defeating Seattle, 84-72, in Louisville, Kentucky. The "Fiddlin' Five" is led by Vernon Hatton's 30 points. The win gives Rupp his most coveted title, the one he vowed to win after the NCAA had suspended UK's 1953 season.

MARCH 19, 1966

In one of the biggest upsets in NCAA Tournament history, top-ranked UK, featuring "Rupp's Runts," loses in the NCAA championship game, 72-65, to Texas Western.

JAN. 27, 1968

At the time, it was believed that Adolph Rupp became college basketball's all-time winningest coach when the Wildcats overcome a record-setting 52-point performance by LSU's Pete Maravich to defeat the Tigers, 121-95. Years later, it is discovered that he had achieved that feat on Feb. 18, 1967, with a 103-74 win over Mississippi State.

JAN. 18, 1969

On the road against its longtime rival, UK becomes the first team in college basketball history to win 1,000 games, defeating Tennessee, 69-66.

JUNE 9, 1969

Tom Payne, a 7-foot All-American from Louisville, Kentucky, becomes the first black player to sign with the University of Kentucky.

FEB. 28, 1970

Dan Issel becomes UK's first player to score 2,000 career points as UK defeats Vanderbilt, 90-86.

MARCH 14, 1970

Dan Issel scores his 2,138th point, etching his name into the record books as UK's all-time leading scorer. The top-ranked Wildcats are upset by Jacksonville, 106-100, in the NCAA Tournament.

MARCH 18, 1972

Adolph Rupp coaches his last game at UK, a 73-54 loss to Florida State in the NCAA Tournament.

DEC. 2, 1972

Joe B. Hall coaches his first game as head coach at UK, a 75-66 win at Michigan State. UK goes on to win the SEC championship and finish 22-8 during Hall's inaugural season.

MARCH 22, 1975

UK upsets undefeated Indiana in the Mideast Regional semifinals to earn a trip to the Final Four. Before the title game with UCLA, legendary coach John Wooden announces his retirement. The Bruins go on to defeat UK, 92-85, on March 31.

MARCH 8, 1976

Jack Givens keys a late rally as UK outlasts Mississippi State, 94-93, in overtime, in the last game played at Memorial Coliseum.

NOV. 27, 1976

UK defeats Wisconsin, 72-64, in the new 23,000-seat, \$53 million Rupp Arena. Rick Robey scores the first field goal in Rupp with 19:30 left to play in the first half.

DEC. 10, 1977

As top-ranked UK is defeating Kansas on "Adolph Rupp Night" in Allen Field House on Naismith Drive in Lawrence, Kansas, Rupp dies. Thousands participate in the funeral procession in Lexington.

MARCH 27, 1978

Jack "Goose" Givens scores 41 points as UK wins its fifth NCAA championship, 94-88, over Duke in St. Louis. More than 10,000 fans greet the team at Blue Grass Airport and 15,000 more celebrate at Memorial Coliseum.

MARCH 26, 1983

In the first meeting between the schools in 24 years, Louisville defeats UK 80-68 in overtime to earn a trip to the Final Four.

MARCH 31, 1984

Georgetown outscores UK 23-2 at the start of the second half to defeat the Wildcats, 53-40, in the NCAA semifinal game in Seattle.

MARCH 22, 1985

Joe B. Hall announces his retirement after UK loses to St. John's, 86-70, in the NCAA West Regional in Denver.

NOV. 22, 1985

Eddie Sutton coaches his first game at Kentucky, a 77-58 win over Northwestern (Louisiana) State.

MARCH 10, 1989

Kentucky finishes the year with a 13-19 record, its first losing mark in 61 seasons.

MARCH 19, 1989

In the wake of an NCAA investigation, Eddie Sutton resigns as UK basketball coach.

MAY 19, 1989

The NCAA places Kentucky's basketball program on probation.

JUNE 2, 1989

Rick Pitino is named head basketball coach at Kentucky.

JUNE 13, 1990

Rick Pitino makes history by naming Bernadette Locke, a former assistant for the Georgia Lady Bulldogs basketball team, to his coaching staff at Kentucky.

MARCH 2, 1991

Before a crowd of 24,310 at Rupp Arena, Kentucky defeats Auburn, 114-93, to claim the best record in the SEC and end its two-year probation.

MARCH 15, 1992

Eligible for postseason play for the first time in three years, Kentucky dominates Alabama, 80-54, to take its 16th SEC Tournament championship.

MARCH 28, 1992

In what many call the "best NCAA Tournament game ever," Kentucky takes defending NCAA champion Duke into overtime before losing 104-103 in the East Regional finals in Philadelphia. A last-second shot by Christian Laettner sends Duke to the Final Four and breaks the hearts of Wildcat fans everywhere. It is Cawood Ledford's last game as the "Voice of the Wildcats."

APRIL 3, 1993

Kentucky faces Michigan in the NCAA semifinals, marking UK's 10th Final Four appearance. An 81-78 overtime loss to the Wolverines ends Kentucky's season at 30-4 and marks All-American Jamal Mashburn's last game in UK blue.

**FEB. 15, 1994**

Trailing by 31 points with 15:34 remaining in the game at LSU, the Wildcats pull off a “Mardi Gras” miracle. Connecting on 11 3-pointers and outscoring the Bayou Bengals 62-27 during the final 15:34, UK storms back to a 99-95 victory, the greatest comeback in UK history.

MARCH 2, 1996

With a 101-63 victory over Vanderbilt in Rupp Arena on Senior Day, UK becomes the first team in 40 years to finish with a perfect record in the SEC, a 16-0 sweep. It marks the Wildcats’ 25th win in a row, tying the school record for consecutive wins in a season. Two games later, they set the new record at 27 games.

APRIL 1, 1996

After avenging an early-season loss to UMass with a win in the NCAA semifinals two days before, UK squashes a late Syracuse rally to win its sixth national title, 76-67.

MARCH 31, 1997

Despite losing its star, Derek Anderson, to a knee injury on Jan. 18, UK returns to defend its NCAA title in the national championship game, falling in overtime to Arizona, 84-79. It would be the final game with Rick Pitino as coach.

MAY 6, 1997

Rick Pitino announces his resignation at Kentucky to take the challenge of rebuilding one of the NBA’s most storied franchises, the Boston Celtics.

MAY 12, 1997

UK’s director of athletics, C.M. Newton, introduces Orlando “Tubby” Smith as head coach.

NOV. 20, 1997

It is the dawning of an era as new head coaches Tubby Smith and Morehead State’s Kyle Macy tip off the season in Rupp Arena. Smith wins his first game at UK, 88-49, over the former UK All-American and his Eagles.

MARCH 22, 1998

In one of the most anticipated matchups of the NCAA Tournament, UK roars back from a 17-point deficit with 9:38 remaining to defeat Duke, 86-84. The victory buries the nightmare of UK-Duke ‘92 and advances the Wildcats to their third straight Final Four.

MARCH 30, 1998

The “Comeback Cats” rally from a 10-point halftime deficit to defeat Utah, 78-69, winning UK’s second national title in three years, its seventh overall.

SEPT. 5, 2001

After a long illness, Cawood Ledford dies at his home in Harlan, Kentucky. A planned tribute at Rupp Arena is canceled following the “9/11” terrorists attacks.

MARCH 16, 2003

After running the table in regular-season SEC play, Kentucky defeats Mississippi State, 64-57, in the finals of the SEC Tournament to secure its 24th league tourney crown and complete a 19-0 season sweep of conference opponents. It marks the first time the feat had been accomplished in 51 seasons.

APRIL 6, 2007

Billy Gillispie is named Kentucky’s new head basketball coach. He is introduced to a crowd of more than 4,000 fans at a pep rally announcing his hiring. Gillispie replaces Tubby Smith, who left after 10 seasons at the helm of Kentucky basketball to become the head coach at Minnesota.

MARCH 31, 2008

Longtime Kentucky basketball manager Bill Keightley passes away at the age of 81 in Cincinnati. Affectionately known as “Mr. Wildcat,” he had been associated with the Wildcats’ basketball program since 1962. Keightley, manned the “Bill Keightley Equipment Room” in Memorial Coliseum. A crowd of more than 3,000 pay their respects at a tribute to Mr. Keightley held in Rupp Arena. Former players, coaches and managers travel from across the country to eulogize him.

JAN. 13, 2009

In one of the most memorable individual moments in program history, Jodie Meeks rewrites the record books in a 90-72 win at Tennessee, pouring in 54 points on 15-of-22 shooting. Meeks’ historic night breaks Dan Issel’s 39-year school record for most points in a single game.

APRIL 1, 2009

The University of Kentucky names John Calipari the 22nd coach in UK basketball history. Calipari vows to make Kentucky a “players-first” program.

DEC. 21, 2009

Kentucky becomes the first program in college basketball history to reach the 2,000-win plateau. The Wildcats defeat Drexel, 88-44, to achieve the milestone.

MARCH 22, 2010

John Wall, who averages 16.6 points and 6.5 assists en route to leading UK to the Elite Eight, becomes the first player since Jack Givens in 1978 to win one of the primary national player of the year awards when he’s awarded the Adolph Rupp Trophy.

JUNE 24, 2010

Kentucky makes history again when the Wildcats send five players to the first round of the NBA Draft. John Wall becomes the first No. 1 pick in program history when he is selected by the Washington Wizards with the top overall pick. DeMarcus Cousins is selected fifth by the Sacramento Kings, Patrick Patterson goes 14th to the Houston Rockets, Eric Bledsoe is picked 18th by the Oklahoma City Thunder and Daniel Orton is selected 29th by the Orlando Magic.

APRIL 2, 2011

Kentucky makes its 14th Final Four appearance in school history but its first since 1998. The Wildcats face Connecticut in the semifinal matchup, falling 55-56 to the eventual 2011 NCAA champion.

NOV. 11, 2011

Kentucky defeats Marist 108-58 in the season opener to secure the 34th consecutive win in Rupp Arena under John Calipari, setting a new record for consecutive wins in the building. Calipari would go on to win his first 54 games in Rupp Arena as UK's coach, the longest win streak in venue history.

MARCH 4, 2012

Kentucky closes out the 2011-12 season with a 74-59 win at Florida capping a perfect 16-0 run through the SEC. It marks the third time a UK team has gone 16-0 in league play and the first time since the 2003 squad turned the trick.

APRIL 2, 2012

The Wildcats bring home the school's eighth national championship after posting a 67-59 win over the Kansas Jayhawks. Doron Lamb leads all scorers on 7-of-12 shooting. National Player of the Year Anthony Davis tallies only six points, but he earns Final Four Most Outstanding honors affecting the game in virtually every other category. He recorded 16 rebounds, six blocks, five assists and three steals.

JUNE 28, 2012

The Wildcats set an NBA Draft record with six players picked in the 2012 NBA Draft. Anthony Davis becomes the second UK player to be picked No. 1 overall and Michael Kidd-Gilchrist goes No. 2 overall, becoming the first teammates in NBA Draft history to go 1-2 in the same draft.

APRIL 7, 2014

Kentucky sparks an exciting run to the national championship game with five freshman starters. UK, playing as an eight seed, knocks off four straight top-five seeds all by five points or less to become the first team to win five games in an NCAA Tournament by such a small margin. Freshman sharpshooter Aaron Harrison hits the game-winning 3-pointer in successive victories over Louisville, Michigan and Wisconsin in the final minute of play of each contest. UK eventually loses to UConn in the title game by a 60-54 score.

MARCH 7, 2015

Playing under a two-platoon system for most of the year, the Wildcats complete the regular season 31-0 with a victory over Florida, becoming the first team from a "power five" conference to go undefeated in the regular season since Indiana did it in 1976. UK completes the SEC season with an 18-0 record and goes on to win the SEC Tournament championship, its 28th title. The Wildcats eventually post a 38-0 record to reach the Final Four, the first team in college basketball history to record such a record, before losing to Wisconsin in the national semifinals.

JUNE 25, 2015

Continuing a record-setting recent run of draft picks, six more Wildcats are selected in the 2015 NBA Draft, tying UK's own 2012 record mark. Karl-Anthony Towns becomes the third UK player in program history to go No. 1, and an NBA-record-tying four Wildcats are taken in the lottery.

MARCH 24, 2017

In a highly anticipated matchup with UCLA, which beat the Wildcats in the regular season in Rupp Arena, freshman point guard De'Aaron Fox scores an NCAA Tournament freshman record 39 points to propel UK to the Elite Eight.

FEB. 23, 2019

With an 80-53 victory over Auburn, 10th-year head coach John Calipari moves past Joe B. Hall for the second-most victories by a UK head coach in program history. He trails only the Baron of the Bluegrass, Adolph Rupp.



RUPP ARENA RECORDS

TEAM RECORDS

| CATEGORY | KENTUCKY | OPPONENT |
|-------------------------|--|---|
| Points in a Game | 127 vs. LSU (3/4/1995) | 116, UL Lafayette (12/23/1989) |
| Points in a Half | 68 (2nd) vs. Eastern Kentucky (12/8/1993) 68 (2nd) vs. Tennessee State (12/30/2002) | 67, (2nd) UL Lafayette (12/23/1989) |
| Margin of Victory | 74 vs. Tennessee/Martin (11/26/1994) | 35, LSU (1/18/1987) |
| Field Goals Made | 49 vs. Kentucky State (12/15/2001) | 41, UL Lafayette (12/23/1989) |
| Field Goals Attempted | 103 vs. UL Lafayette (12/23/1989) | 89, UL Lafayette (12/23/1989) |
| Field-Goal Percentage | .722 vs. Mississippi State (2/15/1986) | .650, Northwestern State (11/22/1985) |
| 3-Pointers Made | 20 vs. LSU (3/4/1995) | 19, VMI (11/18/2018) |
| 3-Pointers Attempted | 53 vs. UL Lafayette (12/23/1989) | 38, Sam Houston State (11/19/2009) 38, VMI (11/18/2018) |
| 3-Point Goal Percentage | .692 vs. Drexel (12/21/2009) | .714, Austin Peay (11/29/1986) .714, Alabama (1/21/2012) |
| Free Throws Made | 44 vs. Vanderbilt (1/19/1980) | 41, Arkansas (1/25/1992) |
| Free Throws Attempted | 56 vs. Mississippi State (2/28/1977) | 49, Arkansas (1/25/1992) |
| Free-Throw Percentage | 1.000 vs. Austin Peay (12/19/2009) 1.000 vs. Florida (2/7/2012) | 1.000, East Tennessee State (12/21/1984) 1.000, Hartford (12/29/2009) 1.000, Boise State (12/10/2013) |
| Rebounds | 62 vs. Bowling Green (12/17/1976) 62 vs. Morehead State (12/16/1995) | 62, UL Lafayette (12/23/1989) |
| Assists | 33 vs. Kentucky State (12/15/2001) | 25, Georgia (2/24/1985) |
| Turnovers | 29 vs. Eastern Kentucky (12/5/2000) | 42, Tennessee/Martin (11/26/1994) |
| Blocked Shots | 18 vs. St. John's (12/1/2011) | 19, Villanova (12/4/1982) |
| Steals | 23 vs. Mississippi State (2/3/1991) 23 vs. Tennessee/Martin (11/26/1994) | 19, Villanova (12/4/1982) |
| Personal Fouls | 35 vs. Auburn (2/4/1981) | 36, LSU (1/25/1982) |

INDIVIDUAL RECORDS

| CATEGORY | KENTUCKY | OPPONENT |
|-----------------------|--|---|
| Points | 40, Derrick Miller vs. Vanderbilt (2/7/1990) | 45, David Robinson, Navy (1/25/1987) |
| Field Goals Made | 15, Patrick Patterson vs. Tennessee State (12/22/2008) 15, Derrick Miller vs. Vanderbilt (2/7/1990) | 17, Freeman Williams, Portland State (1/16/1977) |
| Field Goals Attempted | 28, Derrick Miller vs. Vanderbilt (2/7/1990) | 40, Freeman Williams, Portland State (1/16/1977) |
| 3-Pointers Made | 9, Tony Delk vs. TCU (1/20/1996) | 11, Corey Allmond, Sam Houston State (11/19/2009) |
| 3-Pointers Attempted | 18, Derrick Miller vs. Tennessee Tech (12/6/1989) | 17, Chris Jackson, LSU (2/15/1990) 17, Vincent Yarbrough, Tennessee (2/19/2002) |
| Free Throws Made | 18, Dwight Anderson vs. Mississippi State (2/12/1979) | 16, Dan Cross, Florida (2/18/1995) |
| Free Throws Attempted | 23, Dwight Anderson vs. Mississippi State (2/12/1979) | 18, Ronnie Williams, Florida (1/17/1983) |
| Rebounds | 20, Chris Mills vs. Miami (Ohio) (12/17/1988) 20, Jared Prickett vs. Arkansas (2/9/1994) | 19, Bernard King, Tennessee (1/12/1977) |
| Assists | 16, John Wall vs. Hartford (12/29/2009) | 11, Spud Webb, N.C. State (1/5/1985) |
| Blocked Shots | 9, Willie Cauley/Stein vs. Boise State (12/10/2013) 9, Sam Bowie vs. Vanderbilt (2/21/1981) 9, Andre Riddick vs. LSU (3/14/1993) | 10, David Robinson, Navy (1/25/1987) |
| Steals | 8, Rajon Rondo vs. Mississippi State (2/19/2005) | 7, Michael Johnson, Alaska (12/28/1987) 7, Arizona Reid, High Point (11/29/2005) 7, Ben Simmons, LSU (3/5/2016) |

**MISCELLANEOUS**

| | |
|------------------------------------|---|
| Win-Loss | 577-68 (.895) |
| Most Combined Points | 229 vs. UL Lafayette, (12/23/1989; ULL 116, UK 113 ot) |
| Most Wins in a Season | 19 - 2014/15 |
| Most Losses in a Season | 6 - 2008/09, 1988/89 |
| Longest Winning Streak | 54 - Nov. 13, 2010 to Dec. 1, 2012 |
| Longest Losing Streak | 2 - Feb. 11, 1989 to Feb. 22, 1989; Dec. 23, 1989 to Jan. 10, 1990; Jan. 10, 2006 to Jan. 14, 2006; Jan. 31, 2009 to Feb. 3, 2009; Feb. 28, 2009 to March 4, 2009 |
| 100-Point Games by Kentucky | 59, last vs. Texas A&M (1/3/2017) |
| Largest Attendance | 24,479 vs. Louisville (1/2/2010) |

LARGEST RUPP ARENA CROWDS (UK GAMES)

| NO. | ATT. | DATE | OPPONENT | SCORE | W/L |
|-----|--------|---------------|----------------|-------|-----|
| 1. | 24,479 | Jan. 2, 2010 | Louisville | 71-62 | W |
| 2. | 24,468 | Dec. 5, 2009 | North Carolina | 68-66 | W |
| 3. | 24,467 | Feb. 16, 2019 | Tennessee | 86-69 | W |
| 4. | 24,465 | Feb. 10, 2007 | Florida | 64-61 | L |
| 5. | 24,459 | Feb. 4, 2003 | Florida | 70-55 | W |
| 6. | 24,456 | March 9, 2019 | Florida | 66-57 | W |
| 7. | 24,432 | Dec. 17, 2005 | Louisville | 73-61 | W |
| 8. | 24,431 | Feb. 25, 2017 | Florida | 76-66 | W |
| 9. | 24,428 | March 7, 2015 | Florida | 67-50 | W |
| 10. | 24,425 | Feb. 15, 2014 | Florida | 69-59 | L |
| 11. | 24,418 | Jan. 28, 2017 | Kansas | 79-73 | L |
| 12. | 24,416 | Feb. 28, 2015 | Arkansas | 84-67 | W |
| 13. | 24,414 | March 5, 2016 | LSU | 94-77 | W |
| 14. | 24,412 | Dec. 26, 2015 | Louisville | 75-73 | W |
| 15. | 24,411 | Feb. 28, 2009 | LSU | 73-70 | L |
| 14. | 24,394 | Jan. 20, 2018 | Florida | 66-64 | L |
| 15. | 24,228 | Dec. 29, 2017 | Louisville | 90-61 | W |

RUPP ARENA FACTS

| | |
|-------------------------------|---|
| Capacity | 20,500 (capacity changed in 2019 following renovations) |
| UK's record | 594-69 (.896) |
| Most Wins in a Season | 19 (2014-15) |
| Longest Winning Streak | 54 (11/13/09 to 12/1/12) |

PACKED TO THE RAFTERS

- Now in its 44th season as the home court of Kentucky basketball, the facility has seen UK win nearly 90 percent of its home games since it opened in 1976
- Kentucky has led the nation in average home attendance in 20 of the last 24 seasons
- Since Rupp Arena opened for the 1976-77 season, UK has ranked either first or second in average attendance every season
- The Wildcats led the nation in average home attendance during the 2017-18 season with an average of 21,875 fans
- UK has averaged more than 23,000 fans per game in seven of John Calipari's 10 seasons at Kentucky
- Rupp Arena is currently in the middle of a renovation project. Chair-back seating was installed in the upper-sideline area during the offseason. Three club areas will be ready for the 2020-21 season.
- A center-hung scoreboard, ribbon boards, a new sound system and lighting were installed over the 2014-15 and 2015-16 seasons



KENTUCKY GAME ATTENDANCE

| YEAR | SITE | GMS | ATT. | AVG. |
|---------|----------|-----|-----------|-----------|
| 2018-19 | Rupp | 18 | 390,510 | 21,695 |
| 2017-18 | Rupp | 18 | 393,743 | 21,875• |
| 2016-17 | Rupp | 17 | 398,850 | 23,462• |
| 2015-16 | Rupp | 17 | 397,148• | 23,362• |
| 2014-15 | Rupp | 19 | 447,874•* | 23,572 |
| 2013-14 | Rupp | 18 | 413,350 | 22,964 |
| 2012-13 | Rupp | 18 | 415,775 | 23,099• |
| 2011-12 | Rupp | 18 | 426,978 | 23,721• |
| 2010-11 | Rupp | 15 | 354,046 | 23,603• |
| 2009-10 | Rupp | 18 | 433,989 | 24,110 •* |
| 2008-09 | Rupp | 19 | 422,547 | 22,239• |
| 2007-08 | Rupp | 18 | 405,964 | 22,554• |
| 2006-07 | Rupp | 16 | 374,737 | 23,421• |
| 2005-06 | Rupp | 15 | 341,445 | 22,763• |
| 2004-05 | Rupp | 15 | 337,796 | 22,520 |
| 2003-04 | Rupp | 13 | 295,227 | 22,710• |
| 2002-03 | Rupp | 13 | 289,526 | 22,271• |
| 2001-02 | Rupp | 15 | 315,203 | 21,014• |
| 2000-01 | Rupp | 12 | 261,435 | 21,786• |
| 1999-00 | Rupp | 14 | 314,267 | 22,448• |
| 1998-99 | Rupp | 13 | 303,771 | 23,367• |
| 1997-98 | Rupp | 12 | 287,354 | 23,946• |
| 1996-97 | Rupp | 13 | 309,457 | 23,804• |
| 1995-96 | Rupp | 13 | 310,633 | 23,895• |
| 1994-95 | Rupp | 13 | 309,477 | 23,806 |
| 1993-94 | Rupp | 14 | 326,474 | 23,320 |
| 1992-93 | Rupp | 16 | 382,869 | 23,929 |
| 1991-92 | Rupp | 17 | 403,847 | 23,755 |
| 1990-91 | Rupp | 13 | 312,329 | 24,025 |
| 1989-90 | Rupp | 15 | 346,869 | 23,125 |
| 1988-89 | Rupp | 14 | 306,524 | 21,895 |
| 1987-88 | Rupp | 17 | 393,725 | 23,160 |
| 1986-87 | Rupp | 15 | 345,718 | 23,048 |
| 1985-86 | Rupp | 18^ | 407,290 | 22,627 |
| 1984-85 | Rupp | 14 | 320,926 | 22,923 |
| 1983-84 | Rupp | 16 | 380,453• | 23,778• |
| 1982-83 | Rupp | 15^ | 356,766 | 23,785• |
| 1981-82 | Rupp | 16 | 371,093• | 23,193• |
| 1980-81 | Rupp | 15 | 354,996• | 23,666• |
| 1979-80 | Rupp | 15 | 352,511• | 23,501• |
| 1978-79 | Rupp | 15 | 351,042• | 23,338• |
| 1977-78 | Rupp | 16 | 373,403 | 23,338• |
| 1976-77 | Rupp | 14 | 312,527• | 22,323• |
| 1975-76 | Memorial | 12 | 138,135 | 11,511 |
| 1974-75 | Memorial | 12 | 138,098 | 11,539 |
| 1973-74 | Memorial | 12 | 130,755 | 10,896 |
| 1972-73 | Memorial | 12 | 150,856 | 11,604 |
| 1971-72 | Memorial | 13 | 150,297 | 11,561 |
| 1970-71 | Memorial | 13 | 152,471 | 11,728 |
| 1969-70 | Memorial | 15 | 181,295 | 12,086 |
| 1968-69 | Memorial | 13 | 165,600 | 11,821 |
| 1967-68 | Memorial | 16 | 178,000 | 11,333 |

| YEAR | SITE | GMS | ATT. | AVG. |
|---------|----------|-----|---------|--------|
| 1966-67 | Memorial | 13 | 136,588 | 10,502 |
| 1965-66 | Memorial | 13 | 149,571 | 11,505 |
| 1964-65 | Memorial | 14 | 151,000 | 10,786 |
| 1963-64 | Memorial | 14 | 165,650 | 11,117 |
| 1962-63 | Memorial | 15 | 153,132 | 10,208 |
| 1961-62 | Memorial | 16 | 165,495 | 10,343 |
| 1960-61 | Memorial | 14 | 129,978 | 9,284 |
| 1959-60 | Memorial | 13 | 138,995 | 10,692 |
| 1958-59 | Memorial | 15 | 177,824 | 11,855 |
| 1957-58 | Memorial | 13 | 124,461 | 9,574 |
| 1956-57 | Memorial | 14 | 129,733 | 9,266 |
| 1955-56 | Memorial | 13 | 126,104 | 9,700 |

• Nation's leader

^ Includes 3 SEC Tournament games

* Rupp Arena Record

COLLEGE TOURNAMENTS IN RUPP ARENA

NCAA MEN'S TOURNAMENTS

- 1977: Midwest Region**
 Michigan 86, Detroit 81 (semi)
 Charlotte 81, Syracuse 59 (semi)
 Charlotte 75, Michigan 68 (final)
- 1980: Midwest Region**
 Duke 55, Kentucky 54 (semi)
 Purdue 76, Indiana 69 (semi)
 Purdue 68, Duke 60 (final)
- 1984: Midwest Region**
 Kentucky 72, Louisville 67 (semi)
 Illinois 72, Maryland 70 (semi)
 Kentucky 54, Illinois 51 (final)
- 1985: NCAA Final Four**
 Georgetown 77, St. John's 59 (semi)
 Villanova 52, Memphis 45 (semi)
 Villanova 66, Georgetown 64 (final)
- 1989: Southeast Region**
 Virginia 86, Oklahoma 80 (semi)
 Michigan 92, North Carolina 87 (semi)
 Michigan 102, Virginia 65 (final)
- 1992: Southeast Region**
 Ohio State 80, North Carolina 73 (semi)
 Michigan 75, Oklahoma State 72 (semi)
 Michigan 75, Ohio State 71 (OT) (final)
- 1994: Southeast Region**
 Purdue 98, Central Florida 67 (1st rd)
 Alabama 76, Providence 70 (1st rd)
 W. Forest 68, Col. Of Charleston 58 (1st rd)
 Kansas 102, Chattanooga 73 (1st rd)
 Purdue 83, Alabama 73 (2nd rd)
 Kansas 69, Wake Forest 58 (2nd rd)
- 1996: Southeast Region**
 Mississippi State 60, UConn 55 (semi)
 Cincinnati 87, Georgia Tech 70 (semi)
 Mississippi State 73, Cincinnati 63 (final)
- 1998: South Region**
 Duke 99, Radford 63 (1st rd)
 Oklahoma St. 74, G. Washington 59 (1st rd)
 Syracuse 63, Iona 61 (1st rd)
 New Mexico 79, Butler 62 (1st rd)
 Duke 79, Oklahoma State 73 (2nd rd)
 Syracuse 56, New Mexico 62 (2nd rd)
- 2002: South Region**
 Indiana 73, Duke, 72 (semi)
 Kent State 78, Pittsburgh 73 (semi)
 Indiana 81, Kent State 69 (final)

- 2007: South Region**
 Louisville 78, Stanford 58 (1st rd)
 Texas A&M 68, Penn 52 (1st rd)
 Ohio State 78, Central Conn. St. 57 (1st rd)
 Xavier 79, BYU 77 (1st rd)
 Ohio State 78, Xavier 71 [OT] (2nd rd)
 Texas A&M 72, Louisville 69 (2nd rd)

- 2013: Midwest Region**
 Louisville 79, N.C. A&T 48 (1st rd)
 Colorado St. 84, Missouri 72 (1st rd)
 Louisville 82, Colorado St. 56 (2nd rd)

East Region

- Butler 68, Bucknell 56 (1st rd)
 Marquette 59, Davidson 58 (1st rd)
 Marquette 74, Butler 72 (2nd rd)

NCAA WOMEN'S TOURNAMENTS

- 1986: NCAA Final Four**
 Texas 90, Western Kentucky 65 (semi)
 USC 83, Tennessee 59 (national semi)
 Texas 97, USC 81 (final)
- 2016: Lexington Regional**
 Stanford 90, Notre Dame 84 (semi)
 Washington 85, Kentucky 72 (semi)
 Washington 85, Stanford 76 (final)
- 2017: Lexington Regional**
 Notre Dame 99, Ohio State 76 (semi)
 Stanford 77, Texas 66 (semi)
 Stanford 76, Notre Dame 75 (final)
- 2018: Lexington Regional**
 Oregon State 72, Baylor 67 (semi)
 Louisville 86, Stanford 59 (semi)
 Louisville 76, Oregon State 43 (final)

OHIO VALLEY CONFERENCE TOURNAMENTS

- 1992:** Tennessee Tech 89, Austin Peay 68 (1st rd)
 Eastern Kentucky 88, Tennessee State 67 (1st rd)
 Morehead State 81, MTSU 80 (1st rd)
 Eastern Kentucky 72, Tennessee Tech 67 (semi)
 Murray State 109, Morehead State 77 (semi)
 Murray State 81, Eastern Kentucky 60 (final)
- 1993:** Tennessee Tech 97, Morehead St. 89 (1st rd)
 Murray State 82, Austin Peay 66 (1st rd)
 Tennessee State 77, Tennessee Tech 70 (semi)
 Murray State 74, Eastern Kentucky 73 (semi)
 Tennessee State 82, Murray State 68 (final)



SEC TOURNAMENTS

1982: Vanderbilt 47, Florida 46 (2OT) (1st rd)
 Auburn 38, Mississippi State 36 (OT) (1st rd)
 Alabama 85, Georgia 74 (2nd rd)
 Ole Miss 59, LSU 52 (2nd rd)
 Tennessee 57, Vanderbilt 54 (2nd rd)
 Kentucky 89, Auburn 66 (2nd rd)
 Alabama 56, Tennessee 50 (semi)
 Kentucky 62, Ole Miss 58 (semi)
 Alabama 48, Kentucky 46 (final)

1986: Mississippi State 62, Vanderbilt 54 (1st rd)
 Ole Miss 73, Tennessee 56 (1st rd)
 Alabama 79, Georgia 59 (2nd rd)
 LSU 72, Florida 66 (2nd rd)
 Mississippi State 65, Auburn 63 (2nd rd)
 Kentucky 95, Ole Miss 69 (2nd rd)
 Alabama 77, Mississippi State 65 (semi)
 Kentucky 61, LSU 58 (semi)
 Kentucky 83, Alabama 72 (final)

1993: Alabama 87, South Carolina 79 (1st rd)
 Georgia 87, Mississippi State 56 (1st rd)
 Ole Miss 67, Florida 62 (1st rd)
 Tennessee 78, Auburn 76 (1st rd)
 Vanderbilt 76, Alabama 59 (2nd rd)
 Arkansas 65, Georgia 60 (2nd rd)
 LSU 89, Ole Miss 70 (2nd rd)
 Kentucky 101, Tennessee 40 (2nd rd)
 LSU 72, Vanderbilt 62 (semi)
 Kentucky 92, Arkansas 81 (semi)
 Kentucky 82, LSU 65 (final)



YEAR-BY-YEAR AT ALUMNI GYM

| YEAR | W-L | Pct. |
|---------|------|-------|
| 1924-25 | 8-2 | .800 |
| 1925-26 | 9-1 | .900 |
| 1926-27 | 2-8 | .250 |
| 1927-28 | 6-2 | .750 |
| 1928-29 | 7-2 | .778 |
| 1929-30 | 12-1 | .923 |
| 1930-31 | 9-0 | 1.000 |
| 1931-32 | 10-1 | .909 |
| 1932-33 | 10-1 | .909 |
| 1933-34 | 10-0 | 1.000 |
| 1934-35 | 13-0 | 1.000 |
| 1935-36 | 11-1 | .917 |
| 1936-37 | 9-1 | .900 |
| 1937-38 | 9-0 | 1.000 |
| 1938-39 | 9-1 | .900 |

| YEAR | W-L | Pct. |
|---------------|---------------|-------------|
| 1939-40 | 8-1 | .889 |
| 1940-41 | 9-1 | .900 |
| 1941-42 | 10-0 | 1.000 |
| 1942-43 | 8-1 | .889 |
| 1943-44 | 8-0 | 1.000 |
| 1944-45 | 10-0 | 1.000 |
| 1945-46 | 12-0 | 1.000 |
| 1946-47 | 17-0 | 1.000 |
| 1947-48 | 11-0 | 1.000 |
| 1948-49 | 10-0 | 1.000 |
| 1949-50 | 10-0 | 1.000 |
| Totals | 247-24 | .911 |

YEAR-BY-YEAR AT MEMORIAL COLISEUM

| YEAR | W-L | Pct. |
|----------|------|-------|
| 1950-51 | 14-0 | 1.000 |
| 1951-52 | 12-0 | 1.000 |
| 1952-53# | - | - |
| 1953-54 | 14-0 | 1.000 |
| 1954-55 | 13-1 | .929 |
| 1955-56 | 11-2 | .909 |
| 1956-57* | 14-2 | .875 |
| 1957-58* | 14-1 | .933 |
| 1958-59 | 14-0 | 1.000 |
| 1959-60 | 10-3 | .769 |
| 1960-61 | 12-2 | .857 |
| 1961-62 | 14-2 | .875 |
| 1962-63 | 10-5 | .667 |
| 1963-64 | 13-1 | .929 |
| 1964-65 | 12-2 | .857 |
| 1965-66 | 13-0 | 1.000 |
| 1966-67 | 8-7 | .533 |
| 1967-68* | 14-1 | .933 |

| YEAR | W-L | Pct. |
|---------------|---------------|-------------|
| 1968-69 | 12-1 | .923 |
| 1969-70 | 15-0 | 1.000 |
| 1970-71 | 12-1 | .923 |
| 1971-72 | 12-1 | .923 |
| 1972-73 | 11-2 | .846 |
| 1973-74 | 9-3 | .750 |
| 1974-75 | 12-0 | 1.000 |
| 1975-76 | 11-1 | .917 |
| 2008-09! | 1-0 | 1.000 |
| Totals | 307-38 | .890 |

#-UK was suspended from play by the NCAA

*-Record includes two NCAA Tournament games

!-NIT game vs. UNLV



YEAR-BY-YEAR AT RUPP ARENA

| YEAR | W-L | Pct. |
|---------|------|-------|
| 1976-77 | 12-2 | .857 |
| 1977-78 | 16-0 | 1.000 |
| 1978-79 | 11-4 | .733 |
| 1979-80 | 12-3 | .800 |
| 1980-81 | 15-0 | 1.000 |
| 1981-82 | 15-1 | .938 |
| 1982-83 | 14-1 | .933 |
| 1983-84 | 16-0 | 1.000 |
| 1984-85 | 11-3 | .786 |
| 1985-86 | 18-0 | 1.000 |
| 1986-87 | 13-2 | .867 |
| 1987-88 | 14-2 | .875 |
| 1988-89 | 8-6 | .571 |
| 1989-90 | 13-2 | .867 |
| 1990-91 | 13-0 | 1.000 |
| 1991-92 | 15-2 | .882 |
| 1992-93 | 16-0 | 1.000 |
| 1993-94 | 13-1 | .929 |
| 1994-95 | 12-1 | .923 |
| 1995-96 | 13-0 | 1.000 |
| 1996-97 | 12-1 | .923 |
| 1997-98 | 9-3 | .750 |
| 1998-99 | 12-1 | .923 |
| 1999-00 | 14-0 | 1.000 |
| 2000-01 | 11-1 | .917 |
| 2001-02 | 12-3 | .800 |
| 2002-03 | 12-1 | .923 |
| 2003-04 | 11-2 | .846 |
| 2004-05 | 14-1 | .933 |
| 2005-06 | 10-5 | .667 |
| 2006-07 | 14-2 | .875 |
| 2007-08 | 14-4 | .778 |
| 2008-09 | 12-6 | .667 |
| 2009-10 | 18-0 | 1.000 |
| 2010-11 | 15-0 | 1.000 |
| 2011-12 | 18-0 | 1.000 |
| 2012-13 | 16-2 | .889 |
| 2013-14 | 16-2 | .889 |
| 2014-15 | 19-0 | 1.000 |
| 2015-16 | 17-0 | 1.000 |

| YEAR | W-L | Pct. |
|---------------|---------------|-------------|
| 2016-17 | 15-2 | .882 |
| 2017-18 | 16-2 | .889 |
| 2018-19 | 17-1 | .944 |
| Totals | 594-69 | .896 |

KENTUCKY AT HOME THROUGH THE YEARS

| HOME ARENA | SEASONS | W-L | Pct. |
|---|------------|------------------|-------------|
| Pre-Alumni Gym (1903 through 1924) | 22 | 91-46 | .664 |
| Alumni Gym (1924-25 through 1949-50) | 26 | 247-24 | .911 |
| Memorial Coliseum (1950-51 through 1975-76, 2009) | 26* | 307-38 | .890 |
| Rupp Arena (1976-77 through present) | 43 | 594-69 | .896 |
| Totals | 117 | 1,239-177 | .876 |

*UK hosted UNLV in the opening round of the 2009 NIT



KENTUCKY RESULTS IN LOUISVILLE

| YEAR | OPPONENT | SCORE | W-L |
|---------|---------------------|---------------------|-----|
| 1907-08 | Louisville Coliseum | 30-18 | L |
| 1913-14 | Louisville | 26-13 | W |
| 1914-15 | St. Andrews | 50-25 | L |
| | Louisville | 26-15 | L |
| 1915-16 | Louisville | 32-24 | W |
| 1917-18 | Centre | 24-12 | L |
| 1921-22 | Louisville | 38-14 | W |
| 1936-37 | Notre Dame | 41-28 | L |
| 1938-39 | Notre Dame | 42-37 | L |
| 1940-41 | Notre Dame | 48-47 | L |
| | Ole Miss [SEC] | 62-52 | W |
| | Tulane [SEC] | 59-30 | W |
| | Alabama [SEC] | 39-37 | W |
| | Tennessee [SEC] | 36-33 | L |
| 1941-42 | Florida [SEC] | 42-36 | W |
| | Ole Miss [SEC] | 59-32 | W |
| | Auburn [SEC] | 40-31 | W |
| | Alabama [SEC] | 36-34 | W |
| | Great Lakes | 58-47 | L |
| 1942-43 | Indiana | 58-52 | L |
| | Notre Dame | 60-55 | W |
| 1942-43 | Tulane [SEC] | 48-31 | W |
| | Georgia [SEC] | 59-30 | W |
| | Miss. State [SEC] | 52-43 | W |
| | Tennessee [SEC] | 33-30 | L |
| | Great Lakes | 53-39 | L |
| 1943-44 | Indiana | 66-41 | W |
| | Notre Dame | 55-54 | W |
| | Georgia [SEC] | 57-29 | W |
| | LSU [SEC] | 55-28 | W |
| | Tulane [SEC] | 62-46 | W |
| 1944-45 | Indiana | 61-43 | W |
| | Notre Dame | 59-58 ^{OT} | L |
| | Florida [SEC] | 57-35 | W |
| | LSU [SEC] | 68-37 | W |
| | Alabama [SEC] | 52-41 | W |
| | Tennessee [SEC] | 39-35 | W |
| 1945-46 | Notre Dame | 56-47 | L |
| | Auburn [SEC] | 69-24 | W |
| | Florida [SEC] | 69-32 | W |
| | Alabama [SEC] | 59-30 | W |
| | LSU [SEC] | 59-36 | W |
| | Temple | 54-43 | W |
| 1946-47 | DePaul | 65-45 | W |
| | Notre Dame | 60-30 | W |
| | Vanderbilt [SEC] | 98-29 | W |
| | Auburn [SEC] | 84-18 | W |
| | Georgia Tech [SEC] | 75-53 | W |
| | Tulane [SEC] | 55-38 | W |
| 1946-47 | Temple | 68-29 | W |
| 1947-48 | DePaul | 74-50 | W |

| YEAR | OPPONENT | SCORE | W-L |
|---------|--------------------|--------|-----|
| | Creighton | 65-23 | W |
| | Temple | 58-38 | W |
| | Florida [SEC] | 87-31 | W |
| | LSU [SEC] | 63-47 | W |
| | Tennessee [SEC] | 70-47 | W |
| | Georgia Tech [SEC] | 54-43 | W |
| 1948-49 | DePaul | 67-36 | W |
| | Tulane | 51-47 | W |
| | Notre Dame | 62-38 | W |
| | Florida [SEC] | 73-36 | W |
| | Auburn [SEC] | 70-39 | W |
| | Tennessee [SEC] | 83-44 | W |
| | Tulane [SEC] | 68-52 | W |
| 1949-50 | DePaul | 49-47 | W |
| | Miss. State [SEC] | 56-46 | W |
| | Georgia [SEC] | 79-63 | W |
| | Tennessee [SEC] | 95-58 | W |
| 1950-51 | Miss. State [SEC] | 92-70 | W |
| | Auburn [SEC] | 84-54 | W |
| | Georgia Tech [SEC] | 82-56 | W |
| | Vanderbilt [SEC] | 61-57 | L |
| 1951-52 | Georgia | 95-55 | W |
| | Georgia Tech [SEC] | 80-59 | W |
| | Tulane [SEC] | 85-61 | W |
| | Tennessee [SEC] | 81-66 | W |
| | LSU [SEC] | 44-43 | W |
| 1953-54 | Georgia Tech | 99-48 | W |
| 1955-56 | Georgia | 143-66 | W |

FREEDOM HALL ERA

| YEAR | OPPONENT | SCORE | W-L |
|---------|-------------------|----------------------|-----|
| 1957-58 | Temple [NCAA] | 61-60 | W |
| | Seattle [NCAA] | 84-72 | W |
| 1958-59 | Illinois | 76-75 | W |
| 1959-60 | Temple | 97-92 | W |
| 1960-61 | Notre Dame | 68-62 | W |
| | Morehead [NCAA] | 71-64 | W |
| | Ohio State [NCAA] | 87-74 | L |
| 1961-62 | Notre Dame | 100-53 | W |
| 1962-63 | Notre Dame | 78-70 | W |
| 1963-64 | Notre Dame | 101-81 | W |
| 1964-65 | Notre Dame | 111-97 | L |
| 1965-66 | Notre Dame | 103-69 | W |
| 1966-67 | Notre Dame | 96-85 | W |
| 1967-68 | Notre Dame | 81-73 | W |
| 1968-69 | Notre Dame | 110-90 | W |
| 1969-70 | Notre Dame | 102-100 | W |
| 1970-71 | Notre Dame | 99-92 | L |
| 1971-72 | Indiana | 90-89 ^{2OT} | L |
| | Notre Dame | 83-67 | W |
| 1972-73 | North Carolina | 78-70 | L |



| YEAR | OPPONENT | SCORE | W-L |
|---------|-------------------|---------------------|-----|
| | Notre Dame | 65-63 | W |
| 1973-74 | Indiana | 77-68 | L |
| | Notre Dame | 94-79 | L |
| 1974-75 | North Carolina | 90-78 | W |
| | Kansas | 100-63 | W |
| | Notre Dame | 113-96 | W |
| 1975-76 | Indiana | 77-68 ^{OT} | L |
| | Notre Dame | 79-77 | W |
| 1976-77 | Notre Dame | 102-78 | W |
| | Florida State | 97-57 | W |
| 1977-78 | Notre Dame | 73-68 | W |
| 1978-79 | Notre Dame | 81-76 | W |
| 1979-80 | Notre Dame | 86-80 | W |
| 1980-81 | Notre Dame | 67-61 | L |
| 1981-82 | Notre Dame | 34-28 ^{OT} | W |
| 1982-83 | Kansas | 83-62 | W |
| 1983-84 | Purdue | 86-67 | W |
| 1984-85 | Louisville | 71-64 | L |
| | Kansas | 92-89 | W |
| 1985-86 | VMI | 93-55 | W |
| 1986-87 | Louisville | 85-51 | W |
| | Georgia | 69-65 | L |
| 1987-88 | Notre Dame | 78-69 | W |
| 1988-89 | Austin Peay | 85-77 | W |
| | Louisville | 97-75 | L |
| 1989-90 | North Carolina | 121-110 | L |
| 1990-91 | Western Kentucky | 84-70 | W |
| | Louisville | 93-85 | W |
| 1991-92 | Morehead State | 101-84 | W |
| 1992-93 | Louisville | 88-68 | W |
| | Indiana | 81-78 | W |
| 1993-94 | Ole Miss | 98-64 | W |
| 1994-95 | Indiana | 73-70 | W |
| | Louisville | 88-86 | L |
| 1995-96 | Marshall | 118-99 | W |
| 1996-97 | Indiana | 99-65 | W |
| | Louisville | 74-54 | W |
| 1997-98 | Alabama | 70-67 | W |
| 1998-99 | Indiana | 70-61 ^{OT} | W |
| | Louisville | 83-74 | L |
| 1999-00 | Georgia Tech | 80-71 | W |
| 2000-01 | Indiana | 88-74 | W |
| | Louisville | 64-62 | W |
| 2001-02 | Tulane | 101-67 | W |
| 2002-03 | Indiana | 70-64 | W |
| | Louisville | 81-63 | L |
| 2003-04 | Austin Peay | 61-53 | W |
| 2004-05 | Indiana | 73-58 | W |
| | Louisville | 60-58 | W |
| 2005-06 | Iona | 73-67 | W |
| 2006-07 | Chattanooga | 79-63 | W |
| | Louisville | 61-49 | W |
| 2007-08 | UAB | 79-76 | L |
| 2008-09 | Appalachian State | 93-69 | W |
| | Louisville | 74-71 | L |

| YEAR | OPPONENT | SCORE | W-L |
|---------|----------------------|-------|-----|
| 2009-10 | UNC Asheville | 94-57 | W |
| 2010-11 | Notre Dame | 72-58 | W |
| 2011-12 | Arkansas-Little Rock | 73-51 | W |

KFC YUM! CENTER ERA

| YEAR | OPPONENT | SCORE | W-L |
|---------|-------------------|-------|-----|
| 2010-11 | Louisville | 78-63 | W |
| 2011-12 | WKU [NCAA] | 81-66 | W |
| | Iowa St. [NCAA] | 87-71 | W |
| 2012-13 | Louisville | 80-77 | L |
| 2014-15 | Louisville | 58-50 | W |
| | Hampton [NCAA] | 79-56 | W |
| | Cincinnati [NCAA] | 64-51 | W |
| 2016-17 | Louisville | 73-70 | L |
| 2018-19 | Louisville | 71-58 | W |

Freedom Hall record: 60-18

KFC YUM! Center record: 7-2

UK's overall record in Louisville: 131-35

ADEBAYO, Bam – Miami Heat (2018-19)
ANDERSON, Derek – Cleveland Cavaliers (1998-99), Los Angeles Clippers (2000), San Antonio Spurs (2001), Portland Trail Blazers (2002-05), Houston Rockets (2006), Miami Heat (2006), Charlotte Bobcats (2007-08)
AZUBUIKE, Kelenna – Golden State Warriors (2007-10), New York Knicks (2011), Dallas Mavericks (2012)
BARKER, Cliff – Indianapolis Olympians (1950-52)
BEARD, Ralph – Indianapolis Olympians (1950-51)
BENNETT, Winston – Cleveland Cavaliers (1990-92), Miami Heat (1992)
BIRD, Jerry – New York Knicks (1959)
BLEDOSOE, Eric – Los Angeles Clippers (2011-13), Phoenix Suns (2014-18), Milwaukee Bucks (2018-19)
BOGANS, Keith – Orlando Magic (2004), Charlotte Bobcats (2005-06), Houston Rockets (2006), Orlando Magic (2007-09), Milwaukee Bucks (2009), San Antonio Spurs (2010), Chicago Bulls (2011), New Jersey/Brooklyn Nets (2012-13), Boston Celtics (2014)
BOOKER, Devin – Phoenix Suns (2016-19)
BOWIE, Sam – Portland Trail Blazers (1985-89), New Jersey Nets (1990-93), Los Angeles Lakers (1994-95)
BRISCOE, Isaiah – Orlando Magic (2019)
BURROW, Bob – Rochester Royals (1957), Minneapolis Lakers (1958)
CAULEY-STEIN, Willie – Sacramento Kings (2016-19)
CHAPMAN, Rex – Charlotte Hornets (1989-92), Washington Bullets (1992-95), Miami Heat (1996), Phoenix Suns (1997-2000)
CLUGGISH, Bob – New York Knicks (1947)
CONLEY, Larry – Kentucky Colonels [ABA] (1968)
CONNER, Jimmy Dan – Kentucky Colonels [ABA] (1976)
COUSINS, DeMarcus – Sacramento Kings (2011-17), New Orleans Pelicans (2017-18), Golden State Warriors (2019)
COX, Johnny – Chicago Zephyrs (1963)
CRAWFORD, Joe – New York Knicks (2009)
DAMPIER, Louie – Kentucky Colonels [ABA] (1968-76), San Antonio Spurs (1977-79)
DANIELS, Erik – Sacramento Kings (2005)
DAVIS, Anthony – New Orleans Pelicans (2013-19)
DELK, Tony – Charlotte Hornets (1997-98), Golden State Warriors (1998-99), Sacramento Kings (2000), Phoenix Suns (2000-01), Boston Celtics (2002-03), Dallas Mavericks (2004), Atlanta Hawks (2005-06), Detroit Pistons (2006)

DIALLO, Hamidou – Oklahoma City Thunder (2019)
FEIGENBAUM, George – Baltimore Bullets (1950), Milwaukee Hawks (1953)
FITCH, Gerald – Miami Heat (2006)
FLYNN, Mike – Indiana Pacers (1976-78) [ABA in 1976]
FOX, De'Aaron – Sacramento Kings (2018-19)
GABRIEL, Wenwen – Sacramento Kings (2019)
GILGEOUS-ALEXANDER, Shai – Los Angeles Clippers (2019)
GIVENS, Jack – Atlanta Hawks (1979-80)
GOODWIN, Archie – Phoenix Suns (2014-17), New Orleans Pelicans (2017), Brooklyn Nets (2017)
GREVEY, Kevin – Washington Bullets (1976-83), Milwaukee Bucks (1984-85)
GROZA, Alex – Indianapolis Olympians (1950-51)
HAGAN, Cliff – St. Louis Hawks (1957-66), Dallas Chaparrals [ABA] (1968-70)
HANSON, Reggie – Boston Celtics (1998)
HARRELLSON, Josh – New York Knicks (2012), Miami Heat (2013), Detroit Pistons (2014)
HARRISON, Aaron – Charlotte Hornets (2016-17), Dallas Mavericks (2018)
HARRISON, Andrew – Memphis Grizzlies (2017-19), Cleveland Cavaliers (2019), New Orleans Pelicans (2019)
HATTON, Vernon – Cincinnati Royals (1959), Philadelphia Warriors (1959-61), St. Louis Hawks (1962)
HAYES, Chuck – Houston Rockets (2005-11), Sacramento Kings (2012-13), Toronto Raptors (2014-15)
HOLLAND, Joe – Indianapolis Olympians (1950-52)
HUMPHRIES, Isaac – Atlanta Hawks (2019)
ISSEL, Dan – Kentucky Colonels [ABA] (1971-75), Denver Nuggets (1976-85) [ABA in 1976]
JOHNSON, Dakari – Oklahoma City Thunder (2018)
JOHNSON, Larry – Buffalo Braves (1978)
JONES, Terrence – Houston Rockets (2013-16, 19), New Orleans Pelicans (2017), Milwaukee Bucks (2017)
JONES, Wah Wah – Indianapolis Olympians (1950-52)
KANTER, Enes – Utah Jazz (2012-15), Oklahoma City Thunder (2015-17), New York Knicks (2018-19), Portland Trail Blazers (2019)
KIDD-GILCHRIST, Michael – Charlotte Hornets (2013-19)
KNIGHT, Brandon – Detroit Pistons (2012-13), Milwaukee Bucks

(2014-15), Phoenix Suns (2015-18), Houston Rockets (2019), Cleveland Cavaliers (2019)
KNOX, Kevin – New York Knicks (2019)
KRON, Tommy – St. Louis Hawks (1967), Seattle SuperSonics (1968-69), Kentucky Colonels [ABA] (1970)
LABISSIERE, Skal – Sacramento Kings (2017-19), Portland Trail Blazers (2019)
LAMB, Doron – Milwaukee Bucks (2013), Orlando Magic (2013-14)
LIGGINS, DeAndre – Orlando Magic (2012), Oklahoma City Thunder (2013), Cleveland Cavaliers (2017), Dallas Mavericks (2017), Milwaukee Bucks (2018), New Orleans Pelicans (2018)
LOCK, Rob – Los Angeles Clippers (1989)
LYLES, Trey – Utah Jazz (2016-17), Denver Nuggets (2018-19)
MACY, Kyle – Phoenix Suns (1981-85), Chicago Bulls (1986), Indiana Pacers (1987)
MAGLOIRE, Jamaal – Charlotte/New Orleans Hornets (2001-05), Milwaukee Bucks (2006), Portland Trailblazers (2007), New Jersey Nets (2008), Dallas Mavericks (2008), Miami Heat (2009-11), Toronto Raptors (2012)
MASHBURN, Jamal – Dallas Mavericks (1994-97), Miami Heat (1997-2000), Charlotte/New Orleans Hornets (2001-04)
MCCARTY, Walter – New York Knicks (1997), Boston Celtics (1998-2005), Phoenix Suns (2005), Los Angeles Clippers (2006)
MEEKS, Jodie – Milwaukee Bucks (2010), Philadelphia 76ers (2010-12), Los Angeles Lakers (2013-14), Detroit Pistons (2015-16), Orlando Magic (2017), Washington Wizards (2018), Toronto Raptors (2019)
MERCER, Ron – Boston Celtics (1998-99), Denver Nuggets (2000), Orlando Magic (2000), Chicago Bulls (2001-02), Indiana Pacers (2002-03), San Antonio Spurs (2004), New Jersey Nets (2005)
MILLER, Darius – New Orleans Pelicans (2013-15, 2018-19)
MINNIEFIELD, Dirk – Cleveland Cavaliers (1986-87), Houston Rockets (1987), Golden State Warriors (1988), Boston Celtics (1988)
MOHAMMED, Nazr – Philadelphia 76ers (1999-2001), Atlanta Hawks (2001-04), New York Knicks (2004-05), San Antonio Spurs (2005-06), Detroit Pistons (2007-08), Charlotte Bobcats (2008-11), Oklahoma City Thunder (2011-12), Chicago Bulls (2013-15), Oklahoma City Thunder (2016)



MONK, Malik – Charlotte Hornets (2018-19)

MORRIS, Randolph – New York Knicks (2007-08), Atlanta Hawks (2009-10)

MURRAY, Jamal – Denver Nuggets (2017-19)

NASH, Cotton – Los Angeles Lakers (1965), San Francisco Warriors (1965), Kentucky Colonels [ABA] (1968)

NOEL, Nerlens – Philadelphia 76ers (2014-17), Dallas Mavericks (2017-18), Oklahoma City Thunder (2019)

NOEL, Paul – New York Knicks (1948-50), Rochester Royals (1951-52)

ORTON, Daniel – Orlando Magic (2011-12), Oklahoma City Thunder (2013), Philadelphia 76ers (2014)

PADGETT, Scott – Utah Jazz (2000-03), Houston Rockets (2004-05), New Jersey Nets (2006)

PATTERSON, Patrick – Houston Rockets (2011-13), Sacramento Kings (2013), Toronto Raptors (2014-17), Oklahoma City Thunder (2018-19)

PARKINSON, Jack – Indianapolis Olympians (1950)

PAYNE, Tom – Atlanta Hawks (1972)

POPE, Mark – Indiana Pacers (1998-99), Milwaukee Bucks (2001-02), Denver Nuggets (2004-05)

POYTHRESS, Alex – Philadelphia 76ers (2017), Indiana Pacers (2018), Atlanta Hawks (2019)

PRATT, Mike – Kentucky Colonels [ABA] (1971-72)

PRINCE, Tayshaun – Detroit Pistons (2003-13, 15), Memphis Grizzlies (2013-15), Boston Celtics (2015), Minnesota Timberwolves (2016)

RAMSEY, Frank – Boston Celtics (1955-64)

RANDLE, Julius – Los Angeles Lakers (2015-18), New Orleans Pelicans (2019)

RILEY, Pat – San Diego Rockets (1968-70), Los Angeles Lakers (1971-76), Phoenix Suns (1976)

ROBEY, Rick – Indiana Pacers (1979), Boston Celtics (1979-83), Phoenix Suns (1984-86)

ROLLINS, Kenny – Chicago Stags (1949-50), Boston Celtics (1953)

RONDO, Rajon – Boston Celtics (2007-15), Dallas Mavericks (2015), Sacramento Kings (2016), Chicago Bulls (2017), New Orleans Pelicans (2018), Los Angeles Lakers (2019)

SHEPPARD, Jeff – Atlanta Hawks (1999)

SMITH, Adrian – Cincinnati Royals (1962-70), San Francisco Warriors (1970-71), Virginia Squires [ABA] (1972)

STEELE, Larry – Portland Trail Blazers (1972-80)

TEAGUE, Marquis – Chicago Bulls (2013), Brooklyn Nets (2014), Memphis Grizzlies (2018)

TINGLE, Jack – Washington Capitols (1948), Minneapolis Lakers (1949)

WILDCAT NBA CHAMPIONS

ANDERSON, Derek – Miami Heat (2006)

GREVEY, Kevin – Washington Bullets (1978)

HAGAN, Cliff – St. Louis Hawks (1958)

MAGLOIRE, Jamaal – Toronto Raptors (Staff-2019)

MEEKS, Jodie – Toronto Raptors (2019)

MOHAMMED, Nazr – San Antonio Spurs (2005)

NOEL, Paul – Rochester Royals (1951)

PRINCE, Tayshaun – Detroit Pistons (2004)

RAMSEY, Frank – Boston Celtics (1957, '59, '60-'64)

RILEY, Pat – Los Angeles Lakers (1972; Coach-1982, '85, '87, '88); Miami Heat (Coach-2006)

ROBEY, Rick – Boston Celtics (1981)

RONDO, Rajon – Boston Celtics (2008)

STEELE, Larry – Portland Trailblazers (1977)

TSIOROPOULOS, Lou – Boston Celtics (1957, '59)

WALKER, Antoine – Miami Heat (2006)

TOWNS, Karl-Anthony – Minnesota Timberwolves (2016-19)

TSIOROPOULOS, Lou – Boston Celtics (1957-59)

TURNER, Wayne – Boston Celtics (2000)

TURPIN, Melvin – Cleveland Cavaliers (1985-87), Utah Jazz (1988), Washington Bullets (1990)

ULIS, Tyler – Phoenix Suns (2017-18), Chicago Bulls (2019)

VANDERBILT, Jarred – Denver Nuggets (2019)

WALKER, Antoine – Boston Celtics (1997-2003, 2005), Dallas Mavericks (2004), Atlanta Hawks (2005), Miami Heat (2006-07), Minneapolis Timberwolves (2008), Memphis Grizzlies (2009)

WALKER, Kenny – New York Knicks (1987-91), Washington Bullets (1994-95)

WALL, John – Washington Wizards (2011-19)

WATSON, Bobby – Milwaukee Hawks (1955)

WHITAKER, Lucian – Boston Celtics (1955)

YOUNG, James – Boston Celtics (2015-17), Philadelphia 76ers (2018)

Bold indicates who was on a roster during the 2018-19 season.



KENTUCKY IN THE NBA DRAFT

| YEAR | RND | PICK | NAME | TEAM | YEAR | RND | PICK | NAME | TEAM |
|------|-----|------|-------------------|------------------------|------|-----|------|------------------------|------------------------|
| 1947 | | | Jack Tingle | Washington Capitols | 1979 | 1 | 22 | Kyle Macy | Phoenix Suns |
| 1948 | | | Joe Holland | Baltimore Bullets | | 6 | 111 | Truman Claytor | Detroit Pistons |
| | | | Jack Parkinson | Washington Capitols | 1980 | 5 | 101 | LaVon Williams | Cleveland Cavaliers |
| | | | Kenny Rollins | Fort Wayne Pistons | | 9 | 183 | Jay Sidler | Chicago Bulls |
| 1949 | 1 | 2 | Alex Groza | Indianapolis Olympians | 1981 | 6 | 142 | Fred Cowan | Houston Rockets |
| | 1 | 8 | Wah Wah Jones | Washington Capitols | 1982 | 7 | 145 | Chuck Verderber | Chicago Bulls |
| | 2 | | Ralph Beard | Chicago Stags | 1983 | 2 | 33 | Dirk Minniefield | Dallas Mavericks |
| | 5 | | Cliff Barker | Indianapolis Olympians | | 3 | 67 | Derrick Hord | Cleveland Cavaliers |
| 1950 | 4 | | Jim Line | Indianapolis Olympians | | 6 | 134 | Charles Hurt | Milwaukee Bucks |
| | 7 | | Dale Barnstable | Boston Celtics | 1984 | 1 | 2 | Sam Bowie | Portland Trail Blazers |
| 1952 | | | Bobby Watson | Milwaukee Hawks | | 1 | 6 | Melvin Turpin | Washington Bullets |
| | | | Lucian Whitaker | Indianapolis Olympians | | 4 | 81 | Dickey Beal | Atlanta Hawks |
| 1953 | 1 | 5 | Frank Ramsey | Boston Celtics | | 6 | 127 | Jim Master | Atlanta Hawks |
| | 3 | 13 | Cliff Hagan | Boston Celtics | | 8 | 163 | Tom Heitz | Indiana Pacers |
| | 7 | 24 | Lou Tsioropoulos | Boston Celtics | 1986 | 1 | 5 | Kenny Walker | New York Knicks |
| 1955 | 5 | 32 | Bill Evans | Rochester Royals | | 5 | 115 | Roger Harden | Los Angeles Lakers |
| 1956 | | | Jerry Bird | Minneapolis Lakers | 1987 | 5 | 94 | James Blackmon | New Jersey Nets |
| | | | Bob Burrow | Rochester Royals | 1988 | 1 | 8 | Rex Chapman | Charlotte Hornets |
| | | | Phil Grawemeyer | Minneapolis Lakers | | 3 | 51 | Rob Lock | Los Angeles Clippers |
| 1957 | 10 | 73 | Gerry Calvert | Philadelphia Warriors | | 3 | 60 | Ed Davenport | Washington Bullets |
| 1958 | 2 | 9 | Vernon Hattton | Cincinnati Royals | | 3 | 64 | David Bennett | Cleveland Cavaliers |
| | 4 | 27 | Johnny Cox* | New York Knicks | 1993 | 1 | 4 | Jamal Mashburn | Dallas Mavericks |
| | 15 | 85 | Adrian Smith | Cincinnati Royals | 1994 | 2 | 31 | Rodney Dent | Orlando Magic |
| 1959 | 4 | 28 | Johnny Cox* | New York Knicks | 1996 | 1 | 6 | Antoine Walker | Boston Celtics |
| 1960 | 4 | 32 | Sid Cohen | Boston Celtics | | 1 | 16 | Tony Delk | Charlotte Hornets |
| | 6 | 48 | Roger Newman* | Boston Celtics | | 1 | 19 | Walter McCarty | New York Knicks |
| | 7 | 53 | Bennie Coffman | Syracuse Nationals | | 2 | 52 | Mark Pope | Indiana Pacers |
| | 18 | 96 | Don Mills | Cincinnati Royals | 1997 | 1 | 6 | Ron Mercer | Boston Celtics |
| 1961 | 5 | 45 | Billy Ray Lickert | Los Angeles Lakers | | 1 | 13 | Derek Anderson | Cleveland Cavaliers |
| | 5 | 64 | Roger Newman* | Syracuse Nationals | 1998 | 1 | 29 | Nazr Mohammed | Utah Jazz |
| | 13 | 102 | Ned Jennings | New York Knicks | 1999 | 1 | 28 | Scott Padgett | Utah Jazz |
| 1962 | 8 | 61 | Larry Pursifol | Chicago Zephyrs | 2000 | 1 | 19 | Jamaal Magloire | Charlotte Hornets |
| 1964 | 2 | 12 | Cotton Nash | Los Angeles Lakers | 2002 | 1 | 23 | Tayshaun Prince | Detroit Pistons |
| 1966 | 3 | 24 | Tommy Kron | St. Louis Hawks | 2003 | 2 | 43 | Keith Bogans | Milwaukee Bucks |
| 1967 | 1 | 7 | Pat Riley | San Diego Rockets | 2006 | 1 | 21 | Rajon Rondo | Phoenix Suns |
| | 4 | 38 | Louie Dampier | Cincinnati Royals | 2008 | 2 | 58 | Joe Crawford | Los Angeles Lakers |
| 1968 | 5 | 60 | Thad Jaracz | Boston Celtics | 2009 | 2 | 41 | Jodie Meeks | Milwaukee Bucks |
| | 9 | 119 | Cliff Berger | Milwaukee Bucks | 2010 | 1 | 1 | John Wall | Washington Wizards |
| 1969 | 10 | 139 | Phil Argento | Los Angeles Lakers | | 1 | 5 | DeMarcus Cousins | Sacramento Kings |
| 1970 | 8 | 122 | Dan Issel | Detroit Pistons | | 1 | 14 | Patrick Patterson | Houston Rockets |
| | 8 | 130 | Mike Casey | Chicago Bulls | | 1 | 18 | Eric Bledsoe | Oklahoma City Thunder |
| 1971 | 1 | 2 | Tom Payne** | Atlanta Hawks | | 1 | 29 | Daniel Orton | Orlando Magic |
| | 3 | 37 | Larry Steele | Portland Trail Blazers | 2011 | 1 | 3 | Enes Kanter | Utah Jazz |
| | 10 | 163 | Jim Dinwiddie | Philadelphia 76ers | | 1 | 8 | Brandon Knight | Detroit Pistons |
| 1972 | 6 | 83 | Tom Parker | Cleveland Cavaliers | | 2 | 45 | Josh Harrellson | New Orleans Hornets |
| | 10 | 146 | Kent Hollenbeck | Detroit Pistons | | 2 | 53 | DeAndre Liggins | Orlando Magic |
| 1973 | 7 | 107 | Jim Andrews | Seattle Supersonics | 2012 | 1 | 1 | Anthony Davis | New Orleans Hornets |
| 1975 | 1 | 18 | Kevin Grevey | Washington Bullets | | 1 | 2 | Michael Kidd-Gilchrist | Charlotte Bobcats |
| | 2 | 36 | Jimmy Dan Conner | Phoenix Suns | | 1 | 18 | Terrence Jones | Houston Rockets |
| | 3 | 49 | Bob Guyette | K.C.-Omaha Kings | | 1 | 29 | Marquis Teague | Chicago Bulls |
| | 7 | 113 | Mike Flynn | Philadelphia 76ers | | 2 | 42 | Doron Lamb | Milwaukee Bucks |
| 1977 | 2 | 24 | Larry Johnson | Buffalo Braves | | 2 | 46 | Darius Miller | New Orleans Hornets |
| 1978 | 1 | 3 | Rick Robey | Indiana Pacers | 2013 | 1 | 6 | Nerlens Noel | New Orleans Pelicans |
| | 1 | 16 | Jack Givens | Atlanta Hawks | | 1 | 29 | Archie Goodwin | Oklahoma City Thunder |
| | 2 | 39 | James Lee | Seattle Supersonics | 2014 | 1 | 7 | Julius Randle | Los Angeles Lakers |
| | 3 | 45 | Mike Phillips | New Jersey Nets | | 1 | 17 | James Young | Boston Celtics |



| YEAR | RND | PICK | NAME | TEAM |
|------|-----|------|-------------------------|------------------------|
| 2015 | 1 | 1 | Karl-Anthony Towns | Minnesota Timberwolves |
| | 1 | 6 | Willie Cauley-Stein | Sacramento Kings |
| | 1 | 12 | Trey Lyles | Utah Jazz |
| | 1 | 13 | Devin Booker | Phoenix Suns |
| | 2 | 44 | Andrew Harrison | Phoenix Suns |
| | 2 | 48 | Dakari Johnson | Oklahoma City Thunder |
| 2016 | 1 | 7 | Jamal Murray | Denver Nuggets |
| | 1 | 28 | Skal Labissiere | Phoenix Suns |
| | 2 | 34 | Tyler Ulis | Phoenix Suns |
| 2017 | 1 | 5 | De'Aaron Fox | Sacramento Kings |
| | 1 | 11 | Malik Monk | Charlotte Hornets |
| | 1 | 14 | Bam Adebayo | Miami Heat |
| 2018 | 1 | 9 | Kevin Knox | New York Knicks |
| | 1 | 11 | Shai Gilgeous-Alexander | Charlotte Hornets |
| | 2 | 41 | Jarred Vanderbilt | Orlando Magic |
| | 2 | 45 | Hamidou Diallo | Brooklyn Nets |
| 2019 | 1 | 12 | PJ Washington | Charlotte Hornets |
| | 1 | 13 | Tyler Herro | Miami Heat |
| | 1 | 29 | Keldon Johnson | San Antonio Spurs |

*-1st instance of name signifies junior-eligible draft

**-Selected second overall in 1971 NBA supplemental hardship draft]



NBA AWARD WINNERS

ALL-NBA TEAM

| | |
|--------------------|--------------------------------|
| Ralph Beard | 1950 (2nd), 51 (1st) |
| Alex Groza | 1950 (1st), 51 (1st) |
| Cliff Hagan | 1958 (2nd), 59 (2nd) |
| Jamal Mashburn | 2003 (3rd) |
| Rajon Rondo | 2012 (3rd) |
| Anthony Davis | 2015 (1st), 17 (1st), 18 (1st) |
| DeMarcus Cousins | 2015 (2nd), 16 (2nd) |
| John Wall | 2017 (3rd) |
| Karl-Anthony Towns | 2018 (3rd) |

NBA ALL-ROOKIE TEAM

| | |
|-------------------------|------------|
| Sam Bowie | 1985 (1st) |
| Rex Chapman | 1989 (2nd) |
| Jamal Mashburn | 1994 (1st) |
| Antoine Walker | 1997 (1st) |
| Derek Anderson | 1998 (2nd) |
| Ron Mercer | 1998 (1st) |
| Rajon Rondo | 2007 (2nd) |
| Eric Bledsoe | 2011 (2nd) |
| DeMarcus Cousins | 2011 (1st) |
| John Wall | 2011 (1st) |
| Brandon Knight | 2012 (1st) |
| Anthony Davis | 2013 (1st) |
| Michael Kidd-Gilchrist | 2013 (2nd) |
| Nerlens Noel | 2015 (1st) |
| Devin Booker | 2016 (1st) |
| Willie Cauley-Stein | 2016 (2nd) |
| Karl-Anthony Towns | 2016 (1st) |
| Jamal Murray | 2017 (2nd) |
| Shai Gilgeous-Alexander | 2019 (2nd) |

NBA ALL-DEFENSIVE TEAM

| | |
|-----------------|----------------------------------|
| Tayshaun Prince | 2005 (2nd), 06 (2nd) |
| | 2007 (2nd), 08 (2nd) |
| Rajon Rondo | 2009 (2nd), 10 (1st) |
| | 2011 (1st), 12 (2nd) |
| Anthony Davis | 2015 (2nd), 2017 (2nd), 18 (1st) |
| John Wall | 2015 (2nd) |
| Eric Bledsoe | 2019 (1st) |

NBA ROOKIE OF THE YEAR

| | |
|--------------------------------|------|
| Karl-Anthony Towns (unanimous) | 2016 |
|--------------------------------|------|

NBA CARES COMMUNITY ASSIST AWARD

| | |
|-----------|------|
| John Wall | 2016 |
|-----------|------|

NBA CARES OFFSEASON COMMUNITY ASSIST AWARD

| | |
|------------------|------|
| DeMarcus Cousins | 2017 |
|------------------|------|

NBA COACH OF THE YEAR

| | |
|--------------------------------|------|
| Pat Riley (Los Angeles Lakers) | 1990 |
| Pat Riley (New York Knicks) | 1993 |
| Pat Riley (Miami Heat) | 1997 |
| Dwane Casey (Toronto Raptors) | 2018 |

NBA EXECUTIVE OF THE YEAR

| | |
|------------------------|------|
| Pat Riley (Miami Heat) | 2011 |
|------------------------|------|

NBA J. WALTER KENNEDY CITIZENSHIP AWARD

| | |
|-----------|------|
| Dan Issel | 1985 |
|-----------|------|

NBA ALL-STAR TEAM SELECTIONS

| | |
|--------------------|---|
| Ralph Beard | 1951 |
| Alex Groza | 1951 |
| Cliff Hagan | 1958, 59, 60, 61, 62, 68 (ABA) |
| Adrian Smith | 1966 |
| Dan Issel | 1971 (ABA), 72 (ABA), 73 (ABA) 1974 (ABA), 75 (ABA), 76 (ABA) 77 |
| Antoine Walker | 1998, 2002, 03 |
| Jamal Mashburn | 2003 |
| Jamaal Magloire | 2004 |
| Rajon Rondo | 2010, 11, 12, 13 |
| Anthony Davis | 2014, 15, 16, 17, 18, 19 |
| John Wall | 2014, 15, 16, 17, 18 |
| DeMarcus Cousins | 2015, 16, 17, 18 |
| Karl-Anthony Towns | 2018, 19 |

NBA ALL-STAR MVP

| | |
|---------------|------|
| Adrian Smith | 1966 |
| Anthony Davis | 2017 |

NBA SLAM DUNK CONTEST WINNERS

| | |
|----------------|------|
| Kenny Walker | 1989 |
| John Wall | 2014 |
| Hamidou Diallo | 2019 |

NBA SKILLS CHALLENGE WINNERS

| | |
|--------------------|------|
| Karl-Anthony Towns | 2016 |
|--------------------|------|

NBA 3-POINT CONTEST WINNERS

| | |
|--------------|------|
| Devin Booker | 2018 |
|--------------|------|

NBA ALL-STAR WEEKEND

SLAM DUNK CONTEST PARTICIPANTS

| | |
|----------------|----------|
| Kenny Walker | 1989, 90 |
| Rex Chapman | 1990, 91 |
| Eric Bledsoe | 2013 |
| John Wall | 2014 |
| Hamidou Diallo | 2019 |

NBA ALL-STAR WEEKEND

3-POINT SHOOTING CONTEST PARTICIPANTS

| | |
|----------------|--------------|
| Kyle Macy | 1986 |
| Antoine Walker | 2003 |
| Devin Booker | 2016, 18, 19 |

NBA ALL-STAR WEEKEND

SKILLS CHALLENGE PARTICIPANTS

| | |
|--------------------|--------------|
| John Wall | 2011, 12, 17 |
| Rajon Rondo | 2012 |
| Brandon Knight | 2013, 15 |
| DeMarcus Cousins | 2016, 17 |
| Anthony Davis | 2016, 17 |
| Karl-Anthony Towns | 2016 |
| Devin Booker | 2017 |
| Jamal Murray | 2018 |
| De'Aaron Fox | 2019 |

**NBA ALL-STAR WEEKEND****RISING STARS PARTICIPANTS**

| | |
|-------------------------|----------|
| Jamal Mashburn | 1994 |
| Antoine Walker | 1997 |
| Derek Anderson | 1998 |
| Ron Mercer | 1998 |
| Tayshaun Prince | 2004 |
| Rajon Rondo | 2008 |
| Eric Bledsoe | 2011 |
| DeMarcus Cousins | 2011, 12 |
| John Wall | 2011, 12 |
| Brandon Knight | 2012, 13 |
| Anthony Davis | 2013, 14 |
| Michael Kidd-Gilchrist | 2013 |
| Terrence Jones | 2014 |
| Nerlens Noel | 2015, 16 |
| Devin Booker | 2016, 17 |
| Trey Lyles | 2016, 17 |
| Karl-Anthony Towns | 2016, 17 |
| Jamal Murray | 2017, 18 |
| De'Aaron Fox | 2018, 19 |
| Shai Gilgeous-Alexander | 2019 |
| Kevin Knox | 2019 |

NBA ALL-STAR WEEKEND RISING STARS MVP

| | |
|--------------|------|
| John Wall | 2011 |
| Jamal Murray | 2017 |

NBA PLAYER OF THE MONTH

| | |
|-----------------|----------------------------------|
| Jamaal Magloire | 2004 (April) |
| Jamal Mashburn | 2003 (February) |
| Antoine Walker | 2002 (December) |
| John Wall | 2016 (December); 2017 (December) |
| Anthony Davis | 2018 (February, March) |

NBA ROOKIE OF THE MONTH

| | |
|------------------------|--|
| John Wall | 2011 (April, March, February, January) |
| Michael Kidd-Gilchrist | 2013 (November) |
| Karl-Anthony Towns | 2016 (November, December, January, February, March, April) |
| Jamal Murray | 2017 (November) |
| Tyler Ulis | 2017 (April) |
| Kevin Knox | 2018 (December) |

YEAR-BY-YEAR TEAM STATISTICS

| | G | FG-FGA | FG% | 3FG-3FGA | 3FG% | FT-FTA | FT% | REB-AVG | PF-D | A | TO | BS | ST | PTS | AVG |
|---------|--|-----------|------|----------|------|---------|------|-----------|--------|-----|----|----|----|------|------|
| 1944-45 | UK 26 | 591 | | | | 282 | | | 367 | | | | | 1464 | 56.3 |
| 1945-46 | UK 30 | 725 | | | | 371-613 | .605 | | 469 | | | | | 1821 | 60.7 |
| (28-2) | Opp 30 | | | | | | | | | | | | | 1194 | 39.8 |
| 1946-47 | UK 37 | 1011-3232 | 31.5 | | | 500-781 | .640 | | 682 | | | | | 2536 | 68.5 |
| (34-3) | Opp 37 | | | | | | | | | | | | | 1416 | 38.3 |
| 1947-48 | UK 39 | 1082-3465 | 31.2 | | | 526-841 | .625 | | 764 | | | | | 2690 | 69.0 |
| (36-3) | Opp 39 | | 23.2 | | | | | | | | | | | 1730 | 44.4 |
| 1948-49 | UK 34 | 903-2756 | 32.8 | | | 514-728 | 70.6 | | 636 | | | | | 2320 | 68.2 |
| (28-2) | Opp 34 | 538-2216 | 24.3 | | | 454-756 | 60.1 | | 635 | | | | | 1530 | 45.0 |
| 1949-50 | UK 30 | 823-2485 | 33.1 | | | 443-673 | 65.8 | | 604 | | | | | 2089 | 69.6 |
| (25-5) | Opp 30 | 625-2270 | 27.5 | | | 446-725 | 61.5 | | 558 | | | | | 1696 | 56.5 |
| 1950-51 | UK 34 | 1029-3013 | 34.2 | | | 482-744 | 64.8 | 2109-62.0 | 648 | 471 | | | | 2540 | 74.7 |
| (32-2) | Opp 34 | 656-2422 | 27.0 | | | 471-786 | 59.9 | 1357-39.9 | 623 | 265 | | | | 1783 | 52.4 |
| 1951-52 | UK 32 | 1043-2829 | 36.9 | | | 549-865 | 63.5 | 1817-56.8 | 707 | 497 | | | | 2635 | 82.3 |
| (28-2) | Opp 32 | 658-2219 | 29.7 | | | 458-786 | 58.3 | 1164-36.4 | 731 | 188 | | | | 1774 | 55.4 |
| 1952-53 | No Schedule (Under Suspension by NCAA) | | | | | | | | | | | | | | |
| 1953-54 | UK 25 | 829-2162 | 38.3 | | | 529-780 | 67.8 | 1318-52.7 | 582-35 | | | | | 2187 | 87.5 |
| (25-0) | Opp 25 | 481-1574 | 30.6 | | | 546-872 | 62.6 | 851-34.0 | 500-27 | | | | | 1508 | 60.3 |
| 1954-55 | UK 26 | 781-2123 | 36.8 | | | 425-675 | 63.0 | 1680-64.6 | 481 | | | | | 1987 | 76.4 |
| (23-3) | Opp 26 | 527-1741 | 30.3 | | | 534-824 | 64.8 | 1120-43.1 | 400 | | | | | 1588 | 61.1 |
| 1955-56 | UK 26 | 826-2078 | 41.5 | | | 473-729 | 64.9 | 1502-57.8 | 490 | | | | | 2197 | 84.5 |
| (20-6) | Opp 26 | 628-1750 | 35.9 | | | 546-828 | 65.9 | 1094-42.1 | 548 | | | | | 1802 | 69.3 |
| 1956-57 | UK 28 | 889-2191 | 40.6 | | | 579-829 | 69.8 | 1550-55.4 | 524 | | | | | 2357 | 84.2 |
| (23-5) | Opp 28 | 673-1971 | 34.1 | | | 607-883 | 68.7 | 1109-39.6 | 478 | | | | | 1953 | 69.8 |
| 1957-58 | UK 29 | 832-2223 | 37.3 | | | 502-680 | 73.8 | 1562-53.9 | 474 | | | | | 2166 | 74.7 |
| (23-6) | Opp 29 | 690-1945 | 35.5 | | | 437-635 | 68.8 | 1227-42.3 | 494 | | | | | 1817 | 62.7 |
| 1958-59 | UK 27 | 778-1922 | 40.5 | | | 570-758 | 75.2 | 1361-50.4 | 513 | | | | | 2126 | 78.7 |
| (24-3) | Opp 27 | 623-1687 | 36.9 | | | 494-720 | 68.2 | 1117-41.4 | 539 | | | | | 1737 | 64.3 |
| 1959-60 | UK 25 | 667-1741 | 38.3 | | | 504-700 | 72.0 | 1317-52.7 | 502 | | | | | 1838 | 73.5 |
| (18-7) | Opp 25 | 559-1547 | 36.1 | | | 524-725 | 72.3 | 1142-45.7 | 509 | | | | | 1642 | 65.7 |
| 1960-61 | UK 28 | 726-1928 | 37.7 | | | 575-793 | 72.5 | 1438-51.4 | 551 | | | | | 2027 | 72.4 |
| (19-9) | Opp 28 | 663-1665 | 39.8 | | | 532-781 | 68.1 | 1233-44.0 | 546 | | | | | 1858 | 66.4 |



| | G | FG-FGA | FG% | 3FG-3FGA | 3FG% | FT-FTA | FT% | REB-AVG | PF-D | A | TO | BS | ST | PTS | AVG |
|---------|-----|--------|-----------|----------|------|---------|------|-----------|--------|-----|-----|----|----|------|------|
| 1961-62 | UK | 26 | 822-1895 | 43.4 | | 497-666 | 74.6 | 1399-53.8 | 483-16 | 343 | | | | 2141 | 82.3 |
| (23-3) | Opp | 26 | 637-1733 | 36.8 | | 430-623 | 69.0 | 1090-41.9 | 476-18 | 168 | | | | 1704 | 65.5 |
| 1962-63 | UK | 25 | 724-1786 | 40.5 | | 445-638 | 69.7 | 1284-51.4 | 461-13 | 237 | | | | 1893 | 75.7 |
| (16-9) | Opp | 25 | 640-1568 | 40.8 | | 417-611 | 68.2 | 1093-43.7 | 472-26 | 119 | | | | 1697 | 67.9 |
| 1963-64 | UK | 27 | 936-2096 | 44.7 | | 454-605 | 75.0 | 1355-50.2 | 520-20 | 396 | | | | 2326 | 86.1 |
| (21-6) | Opp | 27 | 727-1839 | 39.5 | | 500-700 | 71.4 | 1268-47.0 | 482-15 | 141 | | | | 1954 | 72.4 |
| 1964-65 | UK | 25 | 796-1771 | 44.4 | | 517-675 | 76.6 | 1103-44.1 | 504-27 | 260 | | | | 2109 | 84.4 |
| (15-10) | Opp | 25 | 729-1643 | 44.4 | | 456-659 | 69.2 | 1147-45.9 | 526-22 | 153 | | | | 1914 | 76.6 |
| 1965-66 | UK | 29 | 1017-2079 | 48.9 | | 485-648 | 74.8 | 1368-47.2 | 539-18 | 293 | | | | 2519 | 86.9 |
| (27-2) | Opp | 29 | 770-1916 | 40.2 | | 488-690 | 70.7 | 1205-41.6 | 515-17 | 120 | | | | 2028 | 69.9 |
| 1966-67 | UK | 26 | 861-1760 | 48.9 | | 429-559 | 76.7 | 1071-41.2 | 508-21 | 270 | | | | 2151 | 82.7 |
| (13-13) | Opp | 26 | 775-1698 | 45.6 | | 462-675 | 68.4 | 1105-42.5 | 430-11 | 152 | | | | 2012 | 77.4 |
| 1967-68 | UK | 27 | 979-2082 | 47.0 | | 442-624 | 70.8 | 1333-49.4 | 493-7 | 331 | | | | 2400 | 88.9 |
| (22-5) | Opp | 27 | 831-1903 | 43.7 | | 443-630 | 70.3 | 1212-44.9 | 518-17 | 200 | | | | 2103 | 77.9 |
| 1968-69 | UK | 28 | 1015-2071 | 49.0 | | 512-688 | 74.4 | 1374-49.1 | 528-16 | 499 | | | | 2542 | 90.8 |
| (23-5) | Opp | 28 | 864-1944 | 44.4 | | 469-685 | 68.5 | 1154-41.5 | 513-17 | 233 | | | | 2199 | 78.5 |
| 1969-70 | UK | 28 | 1099-2205 | 49.8 | | 511-686 | 74.5 | 1390-49.6 | 548-16 | 432 | | | | 2709 | 96.8 |
| (26-2) | Opp | 28 | 860-1898 | 45.3 | | 534-740 | 72.2 | 1135-40.5 | 513-18 | 215 | | | | 2254 | 80.5 |
| 1970-71 | UK | 28 | 1077-2129 | 50.6 | | 516-688 | 75.0 | 1340-47.9 | 556-13 | 425 | | | | 2670 | 95.4 |
| (22-6) | Opp | 28 | 915-2080 | 44.0 | | 543-739 | 73.5 | 1245-44.5 | 537-18 | 250 | | | | 2373 | 84.8 |
| 1971-72 | UK | 28 | 916-1866 | 49.1 | | 479-655 | 73.1 | 1214-43.4 | 481-20 | 392 | 402 | | | 2311 | 82.5 |
| (21-7) | Opp | 28 | 839-1883 | 44.6 | | 415-630 | 65.9 | 1171-41.8 | 505-15 | 275 | 438 | | | 2093 | 74.8 |
| 1972-73 | UK | 28 | 1002-2070 | 48.4 | | 337-484 | 69.6 | 1292-46.1 | 536-18 | 396 | 447 | | | 2341 | 83.6 |
| (20-8) | Opp | 28 | 888-1978 | 45.0 | | 322-491 | 65.6 | 1182-42.2 | 540-24 | 308 | 487 | | | 2098 | 74.9 |
| 1973-74 | UK | 26 | 845-1699 | 49.7 | | 348-481 | 72.3 | 991-38.1 | 521-17 | 324 | 471 | | | 2038 | 78.4 |
| (13-13) | Opp | 26 | 835-1743 | 47.9 | | 317-455 | 69.7 | 990-38.1 | 523-20 | 306 | 332 | | | 1987 | 76.4 |
| 1974-75 | UK | 31 | 1197-2412 | 49.6 | | 464-664 | 69.9 | 1442-46.5 | 767-27 | 479 | 552 | | | 2858 | 92.2 |
| (26-5) | Opp | 31 | 925-2096 | 44.1 | | 584-828 | 70.5 | 1274-41.1 | 633-20 | 367 | 678 | | | 2434 | 78.5 |
| 1975-76 | UK | 30 | 981-2027 | 48.4 | | 453-637 | 71.1 | 1250-41.7 | 632-25 | 394 | 539 | | | 2415 | 80.5 |
| (20-10) | Opp | 30 | 938-1998 | 46.9 | | 469-667 | 70.3 | 1098-36.6 | 625-27 | 353 | 511 | | | 2345 | 78.2 |
| 1976-77 | UK | 30 | 1009-2015 | 50.1 | | 491-697 | 70.5 | 1249-41.6 | 648-15 | 513 | 480 | | | 2509 | 83.6 |
| (26-4) | Opp | 30 | 818-1828 | 44.9 | | 434-608 | 71.4 | 1036-34.5 | 682-38 | 432 | 595 | | | 2070 | 69.1 |
| 1977-78 | UK | 32 | 1040-1922 | 54.1 | | 613-808 | 75.9 | 1171-36.6 | 733-18 | 554 | 544 | | | 2693 | 84.2 |
| (30-2) | Opp | 32 | 878-1889 | 46.5 | | 478-718 | 66.6 | 1000-31.3 | 756-50 | 512 | 568 | | | 2234 | 69.8 |



YEAR-BY-YEAR TEAM STATISTICS

| | G | FG-FGA | FG% | 3FG-3FGA | 3FG% | FT-FTA | FT% | REB-AVG | PF-D | A | TO | BS | ST | PTS | AVG | |
|---------|-----|--------|-----------|----------|----------|---------|----------|-----------|-----------|--------|-----|-----|-----|------|------|------|
| 1978-79 | UK | 31 | 890-1799 | .495 | | 666-858 | .776 | 1034-33.4 | 715-30 | 392 | 464 | 59 | 208 | 2446 | 78.9 | |
| (19-12) | Opp | 31 | 886-1788 | .496 | | 508-719 | .707 | 995-32.1 | 838-53 | 435 | 532 | 90 | 191 | 2280 | 73.6 | |
| 1979-80 | UK | 35 | 1038-2022 | .513 | | 609-802 | .759 | 1265-36.1 | 755-32 | 538 | 564 | 125 | 216 | 2685 | 76.7 | |
| (29-6) | Opp | 35 | 880-1971 | .44.7 | | 563-794 | .709 | 1052-30.1 | 733-33 | 440 | 551 | 77 | 242 | 2323 | 66.4 | |
| 1980-81 | UK | 28 | 781-1602 | .48.8 | | 478-664 | .72.0 | 995-35.5 | 616-22 | 402 | 356 | 122 | 143 | 2040 | 72.9 | |
| (22-6) | Opp | 28 | 651-1494 | .43.6 | | 458-640 | .71.6 | 899-32.1 | 616-20 | 333 | 236 | 48 | 154 | 1760 | 62.9 | |
| 1981-82 | UK | 30 | 827-1618 | .51.1 | | 545-727 | .75.0 | 940-31.3 | 571-15 | 460 | 403 | 86 | 171 | 2199 | 73.3 | |
| (22-8) | Opp | 30 | 786-1681 | .46.8 | | 421-604 | .69.7 | 926-30.9 | 639-36 | 439 | 272 | 86 | 176 | 1993 | 66.4 | |
| 1982-83 | UK | 31 | 869-1564 | .55.6 | | 448-625 | .71.7 | 959-30.9 | 544-10 | 499 | 461 | 124 | 168 | 2186 | 70.5 | |
| (23-5) | Opp | 31 | 776-1788 | .43.4 | | 385-560 | .68.8 | 950-30.6 | 616-28 | 415 | 405 | 63 | 277 | 1937 | 62.5 | |
| 1983-84 | UK | 34 | 900-1749 | .51.5 | | 518-721 | .71.8 | 1157-34.0 | 618-13 | 562 | 495 | 158 | 176 | 2318 | 68.2 | |
| (29-5) | Opp | 34 | 796-1894 | .42.0 | | 383-576 | .66.5 | 1024-30.1 | 696-32 | 438 | 481 | 61 | 199 | 1975 | 58.1 | |
| 1984-85 | UK | 31 | 773-1693 | .457 | | 491-680 | .722 | 1035-33.4 | 600-23 | 441 | 384 | 78 | 174 | 2037 | 65.7 | |
| (18-13) | Opp | 31 | 785-1661 | .473 | | 406-579 | .701 | 984-31.7 | 638-19 | 474 | 392 | 60 | 179 | 1976 | 63.7 | |
| 1985-86 | UK | 36 | 1030-2003 | .514 | | 606-841 | .721 | 1191-33.1 | 642-12 | 612 | 442 | 97 | 280 | 2666 | 74.1 | |
| (32-4) | Opp | 36 | 886-1914 | .463 | | 432-602 | .718 | 1031-28.6 | 759-28 | 442 | 548 | 86 | 192 | 2210 | 61.4 | |
| 1986-87 | UK | 29 | 747-1597 | .468 | .152-409 | 372 | 319-509 | .627 | 903-31.1 | 531-16 | 387 | 77 | 206 | 1965 | 67.8 | |
| (18-11) | Opp | 29 | 737-1550 | .475 | 83-228 | .364 | 387-545 | .710 | 963-33.2 | 532-23 | 381 | 458 | 72 | 183 | 1944 | 67.0 |
| 1987-88 | UK | 33 | 963-1971 | .489 | 98-269 | .364 | 604-797 | .758 | 1163-35.2 | 529-11 | 502 | 104 | 246 | 2628 | 79.6 | |
| (25-5) | Opp | 33 | 883-1947 | .454 | 138-389 | .355 | 365-508 | .719 | 1049-31.8 | 673-23 | 454 | 68 | 198 | 2269 | 68.8 | |
| 1988-89 | UK | 32 | 856-1791 | .478 | 108-302 | .358 | 400-575 | .596 | 1056-33.0 | 596-22 | 499 | 494 | 110 | 2220 | 69.4 | |
| (13-19) | Opp | 32 | 849-1833 | .463 | 167-478 | .349 | 451-645 | .699 | 1079-33.7 | 569-15 | 480 | 69 | 264 | 2316 | 72.4 | |
| 1989-90 | UK | 28 | 868-1978 | .439 | 281-810 | .347 | 470-644 | .730 | 996-35.6 | 664-25 | 489 | 403 | 309 | 2487 | 88.8 | |
| (14-14) | Opp | 28 | 868-1763 | .492 | 167-436 | .383 | 558-782 | .714 | 1211-43.3 | 556-11 | 494 | 593 | 96 | 206 | 2461 | 87.9 |
| 1990-91 | UK | 28 | 834-1888 | .442 | 242-715 | .338 | 495-685 | .723 | 1049-37.5 | 651-18 | 482 | 437 | 120 | 2405 | 85.9 | |
| (22-6) | Opp | 28 | 760-1659 | .458 | 99-304 | .326 | 567-805 | .704 | 1126-40.2 | 580-11 | 349 | 583 | 108 | 214 | 2186 | 78.1 |
| 1991-92 | UK | 36 | 1062-2222 | .478 | 317-888 | .357 | 645-892 | .723 | 1226-34.1 | 837-30 | 661 | 542 | 121 | 368 | 3086 | 85.7 |
| (29-7) | Opp | 36 | 920-2013 | .457 | 125-415 | .301 | 715-1019 | .702 | 1289-35.8 | 769-28 | 427 | 708 | 148 | 279 | 2680 | 74.4 |
| 1992-93 | UK | 34 | 1048-2184 | .480 | 340-862 | .394 | 539-784 | .688 | 1364-40.1 | 776-20 | 665 | 541 | 160 | 323 | 2975 | 87.5 |
| (30-4) | Opp | 34 | 807-1917 | .421 | 139-420 | .331 | 621-940 | .661 | 1161-34.1 | 679-16 | 398 | 620 | 116 | 268 | 2374 | 69.8 |
| 1993-94 | UK | 34 | 1027-2195 | .468 | 301-857 | .351 | 597-875 | .682 | 1303-38.3 | 762-30 | 648 | 533 | 195 | 394 | 2952 | 86.8 |
| (27-7) | Opp | 34 | 862-2041 | .422 | 189-566 | .334 | 624-917 | .680 | 1326-39.0 | 721-18 | 461 | 695 | 111 | 250 | 2537 | 74.6 |
| 1994-95 | UK | 33 | 1016-2211 | .460 | 276-736 | .375 | 576-801 | .719 | 1338-40.5 | 734-12 | 647 | 489 | 176 | 347 | 2884 | 87.4 |
| (28-5) | Opp | 33 | 764-1889 | .404 | 165-517 | .319 | 585-856 | .683 | 1220-37.0 | 667-21 | 418 | 690 | 137 | 220 | 2278 | 69.0 |



| | G | FG-FGA | FG% | 3FG-3FGA | 3FG% | FT-FTA | FT% | REB-AVG | PF-D | A | TO | BS | ST | PTS | AVG | |
|---------|-----|--------|-----------|----------|---------|--------|---------|---------|-----------|--------|-----|-----|-----|------|------|------|
| 1995-96 | UK | 36 | 1198-2461 | .487 | 266-670 | .397 | 630-883 | .713 | 1501-41.7 | 729-10 | 783 | 176 | 435 | 3292 | 91.4 | |
| (34-2) | Opp | 36 | 885-2135 | .415 | 191-569 | .336 | 536-799 | .671 | 1289-35.8 | 748-30 | 487 | 141 | 250 | 2497 | 69.4 | |
| 1996-97 | UK | 40 | 1238-2631 | .471 | 287-777 | .369 | 562-824 | .682 | 1575-39.4 | 802-26 | 776 | 203 | 480 | 3325 | 83.1 | |
| (35-5) | Opp | 40 | 854-2147 | .398 | 185-589 | .314 | 619-922 | .671 | 1367-34.2 | 731-19 | 484 | 907 | 99 | 256 | 2512 | 62.8 |
| 1997-98 | UK | 39 | 1161-2409 | .482 | 250-681 | .367 | 551-816 | .675 | 1640-42.1 | 722-7 | 691 | 240 | 341 | 3123 | 80.1 | |
| (35-4) | Opp | 39 | 892-2324 | .384 | 281-812 | .346 | 547-804 | .680 | 1321-33.9 | 721-21 | 485 | 109 | 271 | 2612 | 67.0 | |
| 1998-99 | UK | 37 | 1034-2163 | .478 | 226-676 | .334 | 496-776 | .639 | 1470-39.7 | 629-6 | 605 | 547 | 199 | 286 | 2790 | 75.4 |
| (28-9) | Opp | 37 | 823-2162 | .381 | 252-764 | .330 | 422-640 | .659 | 1245-33.6 | 703-17 | 420 | 595 | 103 | 254 | 2320 | 62.7 |
| 1999-00 | UK | 33 | 793-1873 | .423 | 188-643 | .292 | 506-735 | .688 | 1300-39.4 | 537-10 | 427 | 502 | 185 | 201 | 2280 | 69.1 |
| (23-10) | Opp | 33 | 757-1941 | .390 | 224-688 | .326 | 336-520 | .646 | 1135-34.4 | 647-21 | 352 | 66 | 227 | 2074 | 62.8 | |
| 2000-01 | UK | 34 | 988-2051 | .482 | 245-708 | .346 | 492-751 | .655 | 1311-38.6 | 631-5 | 539 | 151 | 229 | 2713 | 79.8 | |
| (24-10) | Opp | 34 | 842-2081 | .405 | 244-689 | .354 | 472-689 | .685 | 1214-35.7 | 659-18 | 426 | 551 | 82 | 231 | 2400 | 70.6 |
| 2001-02 | UK | 32 | 905-2020 | .448 | 219-691 | .317 | 431-638 | .671 | 1283-40.1 | 582-6 | 461 | 153 | 252 | 2460 | 76.9 | |
| (22-10) | Opp | 32 | 782-1898 | .412 | 216-641 | .337 | 403-598 | .674 | 1107-34.6 | 587-8 | 410 | 529 | 100 | 225 | 2183 | 68.2 |
| 2002-03 | UK | 36 | 1026-2102 | .488 | 208-585 | .356 | 522-742 | .704 | 1324-36.8 | 625-4 | 574 | 501 | 176 | 281 | 2782 | 77.3 |
| (32-4) | Opp | 36 | 827-1993 | .415 | 211-633 | .333 | 444-647 | .686 | 1114-30.9 | 664-0 | 392 | 123 | 225 | 2309 | 64.1 | |
| 2003-04 | UK | 32 | 862-1828 | .472 | 204-572 | .357 | 437-627 | .697 | 1158-36.2 | 584-4 | 504 | 468 | 110 | 249 | 2365 | 73.9 |
| (27-5) | Opp | 32 | 704-1748 | .403 | 204-622 | .328 | 424-592 | .716 | 1004-31.4 | 569 | 357 | 509 | 99 | 229 | 2036 | 63.6 |
| 2004-05 | UK | 34 | 901-1940 | .464 | 218-635 | .343 | 483-728 | .663 | 1197-35.2 | 582-7 | 509 | 445 | 147 | 311 | 2503 | 73.6 |
| (28-6) | Opp | 34 | 749-1848 | .405 | 224-680 | .329 | 405-587 | .690 | 1155-34.0 | 631 | 383 | 596 | 111 | 173 | 2127 | 62.6 |
| 2005-06 | UK | 35 | 903-2020 | .447 | 265-758 | .350 | 406-601 | .676 | 1265-36.1 | 595-5 | 495 | 464 | 106 | 206 | 2477 | 70.8 |
| (22-13) | Opp | 35 | 829-1953 | .424 | 228-700 | .326 | 428-633 | .676 | 1162-33.2 | 603 | 448 | 472 | 118 | 187 | 2314 | 66.1 |
| 2006-07 | UK | 34 | 890-1868 | .476 | 231-650 | .355 | 485-690 | .703 | 1235-36.3 | 547-4 | 537 | 493 | 161 | 201 | 2496 | 73.4 |
| (22-12) | Opp | 34 | 839-2040 | .411 | 256-766 | .334 | 368-568 | .648 | 1125-33.1 | 609 | 441 | 440 | 109 | 236 | 2302 | 67.7 |
| 2007-08 | UK | 31 | 735-1566 | .469 | 182-493 | .369 | 472-644 | .733 | 1038-33.5 | 586-18 | 395 | 490 | 149 | 206 | 2124 | 68.5 |
| (18-13) | Opp | 31 | 671-1695 | .396 | 184-565 | .326 | 508-719 | .707 | 990-31.9 | 587 | 340 | 406 | 111 | 191 | 2034 | 65.6 |
| 2008-09 | UK | 36 | 933-1940 | .481 | 202-572 | .353 | 601-777 | .773 | 1330-36.9 | 634-14 | 567 | 610 | 138 | 238 | 2669 | 74.1 |
| (22-14) | Opp | 36 | 822-2114 | .389 | 256-728 | .352 | 486-704 | .690 | 1151-32.0 | 665-22 | 372 | 517 | 133 | 238 | 2386 | 66.3 |
| 2009-10 | UK | 38 | 1066-2228 | .478 | 231-697 | .331 | 649-971 | .668 | 1584-41.7 | 641-13 | 573 | 547 | 273 | 279 | 3012 | 79.3 |
| (35-3) | Opp | 38 | 875-2314 | .378 | 245-783 | .313 | 473-688 | .688 | 1277-33.6 | 795-28 | 418 | 531 | 119 | 261 | 2468 | 64.9 |
| 2010-11 | UK | 38 | 1002-2183 | .459 | 281-707 | .397 | 560-789 | .710 | 1420-37.4 | 601-11 | 482 | 406 | 239 | 211 | 2845 | 74.9 |
| (29-9) | Opp | 38 | 863-188 | .384 | 210-649 | .324 | 476-658 | .723 | 1285-33.8 | 695-9 | 419 | 458 | 132 | 201 | 2412 | 63.5 |
| 2011-12 | UK | 40 | 1096-2248 | .488 | 225-595 | .378 | 678-938 | .723 | 1556-38.9 | 593-10 | 531 | 453 | 344 | 242 | 3095 | 77.4 |
| (38-2) | Opp | 40 | 889-2379 | .374 | 219-689 | .318 | 426-614 | .694 | 1286-32.2 | 750-21 | 420 | 466 | 133 | 218 | 2423 | 60.6 |



| | G | FG-FGA | FG% | 3FG-3FGA | 3FG% | FT-FTA | FT% | REB-AVG | PF-D | A | TO | BS | ST | PTS | AVG |
|--------------------|-----|--------------|------|----------|------|----------|------|-----------|--------|-----|-----|-----|-----|------|------|
| 2012-13 (21-12) | UK | 33 863-1815 | .475 | 184-532 | .346 | 486-757 | .642 | 1249-37.8 | 566-15 | 441 | 430 | 217 | 185 | 2396 | 72.6 |
| 2013-14 | Opp | 33 763-1944 | .392 | 179-552 | .324 | 422-587 | .719 | 1107-33.5 | 655-0 | 360 | 390 | 116 | 195 | 2127 | 64.5 |
| 2013-14 | UK | 40 1004-2214 | .453 | 203-611 | .332 | 781-1146 | .682 | 1608-40.2 | 732-13 | 446 | 481 | 236 | 189 | 2992 | 74.8 |
| 2014-15 | Opp | 40 933-2271 | .411 | 222-689 | .322 | 577-836 | .690 | 1231-30.8 | 884-24 | 416 | 428 | 123 | 232 | 2665 | 66.6 |
| 2014-15 | UK | 39 1006-2150 | .468 | 203-582 | .349 | 685-943 | .726 | 1482-38.0 | 665-13 | 553 | 408 | 268 | 253 | 2900 | 74.4 |
| 2015-16 | Opp | 39 750-2116 | .354 | 175-646 | .271 | 443-672 | .659 | 1215-31.2 | 778-20 | 301 | 533 | 94 | 182 | 2118 | 54.3 |
| 2015-16 | UK | 36 1028-2149 | .478 | 244-666 | .366 | 561-813 | .690 | 1396-38.8 | 737-29 | 512 | 402 | 209 | 206 | 2861 | 79.5 |
| 2016-17 | Opp | 36 827-2082 | .397 | 201-616 | .326 | 596-849 | .702 | 1209-33.6 | 713-12 | 334 | 447 | 111 | 156 | 2451 | 68.1 |
| 2016-17 | UK | 38 1134-2396 | .473 | 267-756 | .353 | 690-981 | .703 | 1511-39.8 | 718-11 | 585 | 443 | 201 | 229 | 3225 | 84.9 |
| 2017-18 | Opp | 38 979-2309 | .424 | 235-768 | .306 | 523-774 | .676 | 1331-35.0 | 868-31 | 431 | 544 | 127 | 182 | 2716 | 71.5 |
| 2017-18 | UK | 37 998-2115 | .472 | 195-546 | .357 | 649-930 | .698 | 1428-38.6 | 702-15 | 489 | 481 | 176 | 208 | 2840 | 76.8 |
| 2018-19 | Opp | 37 905-2242 | .404 | 287-955 | .301 | 502-725 | .692 | 1239-33.5 | 761-0 | 472 | 436 | 134 | 212 | 2599 | 70.2 |
| 2018-19 | UK | 37 978-2050 | .477 | 215-607 | .354 | 635-859 | .739 | 1425-38.5 | 602-10 | 501 | 466 | 176 | 220 | 2806 | 75.8 |
| 2018-19 | Opp | 37 854-2134 | .400 | 283-824 | .343 | 403-572 | .705 | 1079-29.2 | 725-26 | 409 | 449 | 112 | 215 | 2394 | 64.7 |



SINGLE-GAME RECORDS

KENTUCKY TEAM RECORDS

Most Points – 143, vs. Georgia, 2/27/56
 Most Rebounds – 108, vs. Ole Miss, 2/8/64
 Most Assists – 35, vs. San Jose State, 3/14/96
 Most Steals – 23, vs. Mississippi State, 1/9/91
 23, vs. UT-Martin, 11/26/94
 Most Blocks – 18, vs. St. John's, 12/1/11
 Most Free Throws – 46, at Vanderbilt, 1/7/63
 Most Free Throws Attempted – 56, vs. Mississippi State, 2/12/79
 Most Field Goals – 60, vs. Georgia, 2/27/56
 Most Field Goals Attempted – 125, vs. Indiana Central, 11/29/47; 125, vs. Ole Miss, 2/8/64
 Most 3-Pointers – 21, vs. North Carolina, 12/27/89
 Most 3-Pointers Attempted – 53, vs. S.W. Louisiana, 12/23/89

OPPONENT TEAM RECORDS

Most Points – 150, Kansas, 12/9/89
 Most Rebounds – 81, Notre Dame, 12/29/64
 *Most Assists – 36, Kansas, 12/9/89
 *Most Steals – 19, Villanova, 12/4/82 – 17, LSU, 2/13/00; 17, Georgia, 2/3/90
 *Most Blocks – 17, Louisville, 1/1/95
 Most Free Throws – 48, Tennessee, 1/21/92
 Most Free Throws Attempted – 59, Tennessee, 1/21/92
 Most Field Goals – 52, Kansas, 12/9/89
 Most Field Goals Attempted – 109, Notre Dame, 12/29/64
 Most 3-Pointers – 19, VMI, 11/18/18
 Most 3-Pointers Attempted – 38, Sam Houston State, 11/19/09; 38, VMI, 11/18/18

*Since 1980-81

KENTUCKY INDIVIDUAL RECORDS

Most Points – 54, Jodie Meeks (at Tennessee), 1/13/09
 Most Rebounds – 34, Bob Burrow (vs. Temple), 12/10/51
 Most Assists – 16, John Wall (vs. Hartford), 12/29/09
 Most Steals – 8, Wayne Turner (vs. George Washington), 11/24/97; 8, Rajon Rondo (vs. Mississippi State), 2/19/05; 8, Ashton Hagans (vs. North Carolina), 12/22/18
 Most Blocks – 12, Nerlens Noel (vs. Ole Miss), 1/29/13
 Most Free Throws – 18, Dwight Anderson (vs. Mississippi State), 2/12/79
 Most Free Throws Attempted – 24, Cliff Hagan (vs. Temple), 12/5/53
 Most Field Goals – 23, Dan Issel (at Ole Miss), 2/7/70
 Most Field Goals Attempted – 42, Bill Spivey (vs. Georgia Tech), 2/18/50
 Most 3-Pointers – 10, Jodie Meeks (at Tennessee), 1/13/09
 Most 3-Pointers Attempted – 19, Derrick Miller (at Kansas), 12/9/89

OPPONENT INDIVIDUAL RECORDS

Most Points – 64, Pete Maravich (LSU), 2/21/70
 Most Rebounds – 30, Jerry Lucas (Ohio State), 3/18/61; 30, Kenneth Stanley, 12/4/61
 *Most Assists – 15, Eric Richards (Alabama), 2/4/1984
 *Most Steals – 7, Michael Johnson (Alaska Anchorage), 12/28/87; 7, Clarence Ceasar (LSU), 2/2/92; 7, Ben Simmons (LSU), 3/5/16
 *Most Blocks – 11, Samaki Walker (Louisville), 1/1/95
 Most Free Throws – 18, Pete Maravich (LSU), 2/21/70
 Most Free Throws Attempted – 25, Harding McCaleb (Louisville), 2/22/16
 Most Field Goals – 23, Pete Maravich (LSU), 2/21/70
 Most Field Goals Attempted – 53, Pete Maravich (LSU), 2/22/69
 Most 3-Pointers – 11, Corey Allmond (Sam Houston State), 11/19/09
 Most 3-Pointers Attempted – 19, Bubba Parham (VMI), 11/18/18

*Since 1980-81



SCORING RECORDS

CAREER LEADERS

SCORING AVERAGE (MIN. 1,000 POINTS)

| Player | Seasons | G | Pts | Avg |
|-------------------|-------------|----|-------|------|
| 1. Dan Issel | 1968-70 | 83 | 2,138 | 25.8 |
| 2. Cotton Nash | 1962-64 | 78 | 1,770 | 22.7 |
| 3. Kevin Grevey | 1973-75 | 84 | 1,801 | 21.4 |
| 4. Bob Burrow | 1955-56 | 51 | 1,023 | 20.1 |
| 5. Louie Dampier | 1965-67 | 80 | 1,575 | 19.7 |
| 6. Bill Spivey | 1950-51 | 63 | 1,213 | 19.3 |
| 7. Cliff Hagan | 1951-52, 54 | 77 | 1,475 | 19.2 |
| 8. Jamal Mashburn | 1990-93 | 98 | 1,843 | 18.8 |
| 9. Mike Casey | 1968-70 | 82 | 1,535 | 18.7 |
| 10. Pat Riley | 1965-67 | 80 | 1,464 | 18.3 |

SINGLE-SEASON LEADERS POINTS

| Player | Season | G | Avg | Pts |
|--------------------|--------|----|------|-----|
| 1. Dan Issel | 1970 | 28 | 33.9 | 948 |
| 2. Jodie Meeks | 2009 | 36 | 23.7 | 854 |
| 3. Jamal Mashburn | 1992 | 36 | 21.3 | 767 |
| 4. Malik Monk | 2017 | 38 | 19.8 | 754 |
| 5. Dan Issel | 1969 | 28 | 26.6 | 746 |
| 6. Kevin Grevey | 1975 | 31 | 23.5 | 730 |
| 7. Ron Mercer | 1997 | 40 | 18.1 | 725 |
| 8. Kenny Walker | 1986 | 36 | 20.0 | 721 |
| 9. Jamal Murray | 2016 | 36 | 20.0 | 720 |
| 10. Jamal Mashburn | 1993 | 34 | 21.0 | 714 |
| 11. Kenny Walker | 1985 | 31 | 22.9 | 710 |
| 12. Alex Groza | 1949 | 34 | 20.5 | 698 |
| 13. Cliff Hagan | 1952 | 32 | 21.6 | 692 |
| 14. Brandon Knight | 2011 | 38 | 17.3 | 657 |
| 15. Cotton Nash | 1964 | 27 | 24.0 | 648 |

BY A FRESHMAN

| | | | | |
|-------------------|------|----|------|-----|
| 1. Malik Monk | 2017 | 38 | 19.8 | 754 |
| 2. Jamal Murray | 2016 | 36 | 20.0 | 720 |
| 3. Brandon Knight | 2011 | 38 | 17.3 | 657 |
| 4. John Wall | 2010 | 37 | 16.6 | 616 |
| 5. Julius Randle | 2014 | 40 | 15.0 | 599 |

BY A SOPHOMORE

| | | | | |
|----------------------|------|----|------|-----|
| 1. Jamal Mashburn | 1992 | 36 | 21.3 | 767 |
| 2. Ron Mercer | 1997 | 40 | 18.1 | 725 |
| 3. Patrick Patterson | 2009 | 34 | 17.9 | 609 |
| 3. Rex Chapman | 1988 | 32 | 19.0 | 609 |
| 5. Cotton Nash | 1962 | 26 | 23.4 | 608 |

BY A JUNIOR

| | | | | |
|-------------------|------|----|------|-----|
| 1. Jodie Meeks | 2009 | 36 | 23.7 | 854 |
| 2. Dan Issel | 1969 | 28 | 26.6 | 746 |
| 3. Jamal Mashburn | 1993 | 34 | 21.0 | 714 |
| 4. Kenny Walker | 1985 | 31 | 22.9 | 710 |
| 5. Cliff Hagan | 1952 | 32 | 21.6 | 692 |

BY A SENIOR

| | | | | |
|-----------------|---------|----|------|-----|
| 1. Dan Issel | 1969-70 | 28 | 33.9 | 948 |
| 2. Kevin Grevey | 1974-75 | 31 | 23.5 | 730 |
| 3. Kenny Walker | 1985-86 | 36 | 20.0 | 721 |
| 4. Alex Groza | 1948-49 | 34 | 20.5 | 698 |
| 5. Cotton Nash | 1963-64 | 27 | 24.0 | 648 |

TEAM RECORDS

MOST POINTS SCORED

| | | |
|-------------------|-------|--|
| Half | 86 | at LSU (1/16/1996, 1st half) |
| Game | 143 | vs. Georgia (2/27/1956) |
| Game (both teams) | 245 | at Kansas (12/9/1989) [KU 150, UK 95] |
| Season | 3,325 | 1996-97 [40 games] |

FEWEST POINTS SCORED

| | | |
|--------|-----|-----------------------------|
| Game | 1 | vs. Transylvania (2/5/1905) |
| Season | 538 | 1924-25 [22 games] |

INDIVIDUAL RECORDS

POINTS SCORED

| | | |
|--------|-------|---|
| Game | 54 | Jodie Meeks at Tennessee (1/13/2009) |
| Season | 948 | Dan Issel (1969-70) |
| Career | 2,138 | Dan Issel (1968-70) |

HIGHEST SCORING AVERAGE

| | | |
|------------------------|------|---------------------|
| Season (min. 20 games) | 33.9 | Dan Issel (1969-70) |
| Career (min. 40 games) | 25.8 | Dan Issel (1968-70) |

SCORING AVERAGE

| Player | Season | G | Pts | Avg |
|------------------|---------|----|-----|-------|
| 1. Dan Issel | 1969-70 | 28 | 948 | 33.86 |
| 2. Dan Issel | 1968-69 | 28 | 746 | 26.64 |
| 3. Cotton Nash | 1963-64 | 27 | 648 | 24.00 |
| Cliff Hagan | 1953-54 | 25 | 600 | 24.00 |
| 5. Jodie Meeks | 2008-09 | 36 | 854 | 23.72 |
| 6. Kevin Grevey | 1974-75 | 31 | 730 | 23.55 |
| 7. Cotton Nash | 1961-62 | 26 | 608 | 23.38 |
| 8. Kenny Walker | 1984-85 | 31 | 710 | 22.90 |
| 9. Pat Riley | 1965-66 | 29 | 637 | 21.97 |
| 10. Kevin Grevey | 1973-74 | 25 | 547 | 21.88 |

SINGLE-GAME LEADERS

POINTS

| Player | Opponent (Date) | Pts |
|---------------------|--|-----|
| 1. Jodie Meeks | at Tennessee (1/13/2009) | 54 |
| 2. Dan Issel | at Ole Miss (2/7/1970) | 53 |
| 3. Dan Issel | at LSU (2/21/1970) | 51 |
| Cliff Hagan | vs. Temple (12/5/1953) | 51 |
| 5. Bob Burrow | vs. LSU (1/14/1956) | 50 |
| 6. Malik Monk | vs. North Carolina (12/17/2016) | 47 |
| Dan Issel | at Alabama (2/23/1970) | 47 |
| 8. Jodie Meeks | vs. Appalachian St. (12/20/2008) [Freedom Hall] | 46 |
| 9. Jodie Meeks | at Arkansas (2/14/2009) | 45 |
| 10. Dan Issel | vs. Notre Dame (3/12/1970) [NCAA] | 44 |
| 11. Melvin Turpin | vs. Georgia (3/8/1984) [SEC] | 42 |
| Melvin Turpin | at Tennessee (1/31/1983) | 42 |
| Dan Issel | vs. Auburn (3/2/1970) | 42 |
| Mike Pratt | vs. Notre Dame (12/27/1969) | 42 |
| Louie Dampier | at Vanderbilt (2/2/1966) | 42 |
| Cliff Hagan | vs. Tennessee (3/1/1952) | 42 |
| 17. Tayshaun Prince | vs. Tulsa (3/16/2002) [NCAA] | 41 |
| Jack Givens | vs. Duke (3/27/1978) [NCAA] | 41 |
| Dan Issel | vs. North Carolina (12/8/1969) | 41 |
| Dan Issel | at Vanderbilt (3/1/1969) | 41 |

**BY A FRESHMAN**

| | |
|---|----|
| 1. Malik Monk vs. North Carolina (12/17/2016) | 47 |
| 2. De'Aaron Fox vs. UCLA [NCAA] (3/24/2017) | 39 |
| 3. Malik Monk vs. Georgia (1/31/2017) | 37 |
| 4. Jamal Murray vs. Florida (2/6/2016) | 35 |
| Terrence Jones vs. Auburn (1/11/2011) | 35 |
| 6. Kevin Knox at West Virginia (1/27/18) | 34 |
| Malik Monk at Ole Miss (12/29/2016) | 34 |
| 8. Malik Monk vs. Florida (2/25/2017) | 33 |
| Jamal Murray at Vanderbilt (2/27/2016) | 33 |
| Jamal Murray vs. Ohio State (12/19/2015) | 33 |

BY A SOPHOMORE

| | |
|---|----|
| 1. Kevin Grevey at Georgia (2/19/1973) | 40 |
| Bill Spivey vs. Georgia Tech (2/18/1950) | 40 |
| 3. Tom Payne vs. LSU (2/20/1971) | 39 |
| 4. Cotton Nash vs. Vanderbilt (2/19/1962) | 38 |
| 5. LeRon Ellis vs. Northwestern St. (12/7/1988) | 37 |
| Louie Dampier vs. Iowa State (12/9/1964) | 37 |
| Bill Spivey vs. Tennessee (3/4/1950) [SEC] | 37 |

BY A JUNIOR

| | |
|--|----|
| 1. Jodie Meeks at Tennessee (1/13/2009) | 54 |
| 2. Jodie Meeks vs. Appalachian St. (12/20/2008) [Freedom Hall] | 46 |
| 3. Jodie Meeks at Arkansas (2/14/2009) | 45 |
| 4. Melvin Turpin at Tennessee (1/31/1983) | 42 |
| Louie Dampier at Vanderbilt (2/2/1966) | 42 |
| Cliff Hagan vs. Tennessee (1/31/1952) | 42 |

BY A SENIOR

| | |
|-------------------------------------|----|
| 1. Dan Issel at Ole Miss (2/7/1970) | 53 |
| 2. Dan Issel at LSU (2/21/1970) | 51 |
| Cliff Hagan vs. Temple (12/5/1953) | 51 |
| 4. Bob Burrow vs. LSU (1/14/1956) | 50 |
| 5. Dan Issel at Alabama (2/23/1970) | 47 |

MOST POINTS IN FIRST VARSITY GAME

| Player, Opponent (Date) | Pts |
|---|-----|
| 1. Terrence Jones vs. East Tenn. St. (11/12/2010) | 28 |
| Mike Casey vs. Michigan (12/2/1967) | 28 |
| 3. Cotton Nash vs. Miami, Ohio (12/2/1961) | 25 |
| 4. Eric Bledsoe vs. Morehead State (11/13/2009) | 24 |

| | |
|---|----|
| 5. Keldon Johnson vs. Duke (11/6/2018) | 23 |
| Julius Randle vs. UNC Asheville (11/8/2013) | 23 |
| Anthony Davis vs. Marist (11/11/2011) | 23 |
| 7. Sam Bowie vs. Duke (11/17/1979) | 22 |
| 8. Doron Lamb vs. East Tenn. St. (11/12/2010) | 20 |
| Roger Newman vs. VMI (12/1/1960) | 20 |

QUICKEST TO 1,000 POINTS

| | NAME | YEARS | GAMES TO 1,000 | OPP. (DATE) |
|-----|-------------------|-------------|----------------|---------------------|
| 1. | Cotton Nash | 1962-64 | 45 | Florida (2/2/63) |
| 2. | Dan Issel | 1968-70 | 49 | LSU (2/22/69) |
| 3. | Bob Burrow | 1955-56 | 51 | Iowa (3/17/56) |
| 4. | Mike Casey | 1968-69, 71 | 51 | Vanderbilt (3/1/69) |
| 5. | Kevin Grevey | 1973-75 | 51 | Florida (2/25/74) |
| 6. | Bill Spivey | 1950-51 | 52 | Tennessee (2/17/51) |
| 7. | Louie Dampier | 1965-67 | 53 | Duke (3/18/66) |
| 8. | Pat Riley | 1965-67 | 54 | UTEP (3/19/66) |
| 9. | Cliff Hagan | 1951-52, 54 | 57 | Duke (12/21/53) |
| 10. | Patrick Patterson | 2008-09 | 58 | Creighton (3/23/09) |

YEAR-BY-YEAR SCORING

| YEAR | PLAYER | CL. | G | PTS | AVG. |
|---------|-----------------------------|-----|----|-----|------|
| 1922-23 | Carl Riefkin | Jr. | 13 | 133 | 10.2 |
| 1923-24 | Jim McFarland | So. | 16 | 157 | 9.8 |
| 1924-25 | Jim McFarland | Jr. | 20 | 143 | 7.2 |
| 1925-26 | Gayle Mohney | Jr. | 18 | 200 | 11.1 |
| 1926-27 | Paul Jenkins | Jr. | 16 | 98 | 6.1 |
| 1927-28 | Cecil Combs | So. | 18 | 186 | 10.3 |
| 1928-29 | Stan Milward | So. | 17 | 116 | 6.8 |
| 1929-30 | Cecil Combs | Sr. | 19 | 125 | 6.6 |
| 1930-31 | Carey Spicer | Sr. | 18 | 190 | 10.6 |
| 1931-32 | Aggie Sale | Jr. | 17 | 235 | 13.8 |
| 1932-33 | Aggie Sale | Sr. | 24 | 324 | 13.5 |
| 1933-34 | John "Frenchy" De Moisey | Sr. | 17 | 212 | 12.5 |
| 1934-35 | Leroy Edwards | So. | 21 | 343 | 16.3 |
| 1935-36 | Ralph Carlisle | So. | 21 | 241 | 11.5 |
| 1936-37 | Ralph Carlisle | Jr. | 21 | 208 | 9.9 |
| 1937-38 | Joe Hagan | Sr. | 18 | 184 | 10.2 |
| 1938-39 | Fred Curtis | Sr. | 20 | 183 | 9.2 |
| 1939-40 | Mickey Rouse | Sr. | 21 | 175 | 8.3 |
| 1940-41 | Jim King | Jr. | 25 | 151 | 6.0 |
| 1941-42 | Marvin Akers | Jr. | 25 | 190 | 7.6 |
| 1942-43 | Milt Ticco | Sr. | 23 | 233 | 10.1 |
| 1943-44 | Bob Brannum | Fr. | 21 | 254 | 12.1 |
| 1944-45 | Jack Tingle | So. | 26 | 293 | 11.3 |
| 1945-46 | Jack Parkinson | Jr. | 30 | 339 | 11.3 |
| 1946-47 | Alex Groza | So. | 37 | 393 | 10.6 |
| 1947-48 | Ralph Beard | Jr. | 38 | 476 | 12.5 |
| 1948-49 | Alex Groza | Sr. | 34 | 698 | 20.5 |
| 1949-50 | Bill Spivey | So. | 30 | 578 | 19.3 |
| 1950-51 | Bill Spivey | Jr. | 33 | 635 | 19.2 |
| 1951-52 | Cliff Hagan | Jr. | 32 | 692 | 21.6 |
| 1953-54 | Cliff Hagan | Sr. | 25 | 600 | 24.0 |
| 1954-55 | Bob Burrow | Jr. | 26 | 495 | 19.0 |
| 1955-56 | Bob Burrow | Sr. | 25 | 528 | 21.1 |
| 1956-57 | Johnny Cox | So. | 28 | 544 | 19.4 |
| 1957-58 | Vernon Hatton | Sr. | 29 | 496 | 17.1 |
| 1958-59 | Johnny Cox | Sr. | 27 | 485 | 17.9 |
| 1959-60 | Billy Ray Lickert | Jr. | 20 | 288 | 14.4 |
| 1960-61 | Billy Ray Lickert | Sr. | 28 | 450 | 16.0 |
| 1961-62 | Cotton Nash | So. | 26 | 608 | 23.4 |
| 1962-63 | Cotton Nash | Jr. | 25 | 514 | 20.6 |
| 1963-64 | Cotton Nash | Sr. | 27 | 648 | 24.0 |
| 1964-65 | Louie Dampier | So. | 25 | 426 | 17.0 |
| 1965-66 | Pat Riley | Jr. | 29 | 637 | 22.0 |
| 1966-67 | Louie Dampier | Sr. | 26 | 537 | 20.6 |
| 1967-68 | Mike Casey | So. | 27 | 541 | 20.1 |
| 1968-69 | Dan Issel | Jr. | 28 | 746 | 26.6 |
| 1969-70 | Dan Issel | Sr. | 28 | 948 | 33.9 |
| 1970-71 | Tom Parker | Jr. | 28 | 492 | 17.6 |
| 1971-72 | Jim Andrews | Jr. | 28 | 602 | 21.5 |
| 1972-73 | Jim Andrews | Sr. | 28 | 562 | 20.1 |
| 1973-74 | Kevin Grevey | Jr. | 25 | 547 | 21.9 |

| YEAR | PLAYER | CL. | G | PTS | AVG. |
|---------|------------------|-----|----|-----|------|
| 1974-75 | Kevin Grevey | Sr. | 31 | 730 | 23.6 |
| 1975-76 | Jack Givens | So. | 30 | 602 | 20.1 |
| 1976-77 | Jack Givens | Jr. | 30 | 566 | 18.9 |
| 1977-78 | Jack Givens | Sr. | 32 | 578 | 18.1 |
| 1978-79 | Kyle Macy | Jr. | 31 | 470 | 15.2 |
| 1979-80 | Kyle Macy | Sr. | 35 | 540 | 15.4 |
| 1980-81 | Sam Bowie | So. | 28 | 488 | 17.4 |
| 1981-82 | Derrick Hord | Jr. | 30 | 490 | 16.3 |
| 1982-83 | Melvin Turpin | Jr. | 31 | 468 | 15.1 |
| 1983-84 | Melvin Turpin | Sr. | 34 | 518 | 15.2 |
| 1984-85 | Kenny Walker | Jr. | 31 | 710 | 22.9 |
| 1985-86 | Kenny Walker | Sr. | 36 | 721 | 20.0 |
| 1986-87 | Rex Chapman | Fr. | 29 | 464 | 16.0 |
| 1987-88 | Rex Chapman | So. | 32 | 609 | 19.0 |
| 1988-89 | LeRon Ellis | So. | 32 | 511 | 16.0 |
| 1989-90 | Derrick Miller | Sr. | 28 | 538 | 19.2 |
| 1990-91 | John Pelphrey | Jr. | 28 | 404 | 14.4 |
| 1991-92 | Jamal Mashburn | So. | 36 | 767 | 21.3 |
| 1992-93 | Jamal Mashburn | Jr. | 34 | 714 | 21.0 |
| 1993-94 | Tony Delk | So. | 34 | 564 | 16.6 |
| 1994-95 | Tony Delk | Jr. | 33 | 551 | 16.7 |
| 1995-96 | Tony Delk | Sr. | 36 | 639 | 17.8 |
| 1996-97 | Ron Mercer | So. | 40 | 725 | 18.1 |
| 1997-98 | Jeff Sheppard | Sr. | 39 | 521 | 13.7 |
| 1998-99 | Scott Padgett | Sr. | 37 | 467 | 12.6 |
| 1999-00 | Jamaal Magloire | Sr. | 33 | 435 | 13.2 |
| 2000-01 | Keith Bogans | So. | 34 | 577 | 17.0 |
| 2001-02 | Tayshaun Prince | Sr. | 32 | 560 | 17.5 |
| 2002-03 | Keith Bogans | Sr. | 36 | 564 | 15.7 |
| 2003-04 | Gerald Fitch | Sr. | 29 | 470 | 16.2 |
| 2004-05 | Kelenna Azubuike | Jr. | 34 | 499 | 14.7 |
| 2005-06 | Rajon Rondo | So. | 34 | 380 | 11.2 |
| 2006-07 | Randolph Morris | Jr. | 34 | 546 | 16.1 |
| 2007-08 | Joe Crawford | Sr. | 30 | 538 | 17.9 |
| 2008-09 | Jodie Meeks | Jr. | 36 | 854 | 23.7 |
| 2009-10 | John Wall | Fr. | 37 | 616 | 16.6 |
| 2010-11 | Brandon Knight | Fr. | 38 | 657 | 17.3 |
| 2011-12 | Anthony Davis | Fr. | 40 | 567 | 14.2 |
| 2012-13 | Archie Goodwin | Fr. | 33 | 466 | 14.1 |
| 2013-14 | Julius Randle | Fr. | 40 | 599 | 15.0 |
| 2014-15 | Aaron Harrison | So. | 39 | 430 | 11.0 |
| 2015-16 | Jamal Murray | Fr. | 36 | 720 | 20.0 |
| 2016-17 | Malik Monk | Fr. | 38 | 754 | 19.8 |
| 2017-18 | Kevin Knox | Fr. | 37 | 576 | 15.6 |
| 2018-19 | PJ Washington | So. | 35 | 531 | 15.2 |



1,000-POINT SCORERS




1 - DAN ISSEL - 2,138 POINTS

| YEAR | G | FGM | FGA | Pct. | FTM | FTA | Pct. | TP | Avg. |
|---------------|-----------|------------|-------------|-------------|------------|------------|-------------|-------------|-------------|
| 1967-68 | 27 | 171 | 390 | 43.8 | 102 | 154 | 66.2 | 444 | 16.4 |
| 1968-69 | 28 | 285 | 534 | 53.4 | 176 | 232 | 75.9 | 746 | 26.6 |
| 1969-70 | 28 | 369 | 667 | 55.3 | 210 | 275 | 76.4 | 948 | 33.9 |
| Totals | 83 | 825 | 1591 | 51.9 | 488 | 661 | 73.8 | 2138 | 25.8 |




2 - KENNY WALKER - 2,080 POINTS

| YEAR | G | FGM | FGA | Pct. | FTM | FTA | Pct. | TP | Avg. |
|---------------|------------|------------|-------------|-------------|------------|------------|-------------|-------------|-------------|
| 1982-83 | 31 | 88 | 144 | 61.1 | 51 | 77 | 66.2 | 227 | 7.3 |
| 1983-84 | 34 | 171 | 308 | 55.5 | 80 | 109 | 73.4 | 422 | 12.4 |
| 1984-85 | 31 | 246 | 440 | 55.9 | 218 | 284 | 76.8 | 710 | 22.9 |
| 1985-86 | 36 | 260 | 447 | 58.2 | 201 | 263 | 76.4 | 721 | 20.0 |
| Totals | 132 | 765 | 1339 | 57.1 | 550 | 733 | 75.0 | 2080 | 15.8 |




3 - JACK GIVENS - 2,038 POINTS

| YEAR | G | FGM | FGA | Pct. | FTM | FTA | Pct. | TP | Avg. |
|---------------|------------|------------|-------------|-------------|------------|------------|-------------|-------------|-------------|
| 1974-75 | 31 | 126 | 255 | 49.4 | 40 | 54 | 74.1 | 292 | 9.4 |
| 1975-76 | 30 | 243 | 494 | 49.2 | 116 | 140 | 82.9 | 602 | 20.1 |
| 1976-77 | 30 | 236 | 459 | 51.4 | 94 | 113 | 83.2 | 566 | 18.9 |
| 1977-78 | 32 | 238 | 430 | 55.4 | 102 | 134 | 76.2 | 578 | 18.1 |
| Totals | 123 | 843 | 1638 | 51.5 | 352 | 441 | 79.8 | 2038 | 16.6 |




4 - KEITH BOGANS - 1,923 POINTS

| YEAR | G | FGM | FGA | Pct. | 3FG | 3FGA | Pct. | FTM | FTA | Pct. | TP | Avg. |
|---------------|------------|------------|-------------|-------------|------------|------------|-------------|------------|------------|-------------|-------------|-------------|
| 1999-00 | 33 | 138 | 339 | 40.7 | 48 | 164 | 29.3 | 87 | 135 | 64.4 | 411 | 12.5 |
| 2000-01 | 34 | 210 | 444 | 47.3 | 74 | 205 | 36.1 | 83 | 119 | 69.7 | 577 | 17.0 |
| 2001-02 | 32 | 129 | 327 | 39.4 | 52 | 165 | 31.5 | 61 | 91 | 67.0 | 371 | 11.6 |
| 2002-03 | 36 | 194 | 425 | 45.6 | 80 | 209 | 38.3 | 96 | 130 | 73.8 | 564 | 15.7 |
| Totals | 135 | 671 | 1535 | 43.7 | 254 | 743 | 34.2 | 327 | 475 | 68.8 | 1923 | 14.2 |



5 - TONY DELK - 1,890 POINTS

| YEAR | G | FGM | FGA | Pct. | 3FG | 3FGA | Pct. | FTM | FTA | Pct. | TP | Avg. |
|---------------|------------|------------|-------------|-------------|------------|------------|-------------|------------|------------|-------------|-------------|-------------|
| 1992-93 | 30 | 47 | 104 | 45.2 | 18 | 51 | 35.3 | 24 | 33 | 72.7 | 136 | 4.6 |
| 1993-94 | 34 | 200 | 440 | 45.5 | 95 | 254 | 37.4 | 69 | 108 | 63.9 | 564 | 16.6 |
| 1994-95 | 33 | 207 | 433 | 47.8 | 77 | 197 | 39.1 | 60 | 89 | 67.4 | 551 | 16.7 |
| 1995-96 | 36 | 229 | 464 | 49.4 | 93 | 210 | 44.3 | 88 | 110 | 80.0 | 639 | 17.8 |
| Totals | 133 | 683 | 1441 | 47.4 | 283 | 712 | 39.7 | 241 | 340 | 70.9 | 1890 | 14.2 |




6 - JAMAL MASHBURN - 1,843 POINTS

| YEAR | G | FGM | FGA | Pct. | 3FG | 3FGA | Pct. | FTM | FTA | Pct. | TP | Avg. |
|---------------|-----------|------------|-------------|-------------|------------|------------|-------------|------------|------------|-------------|-------------|-------------|
| 1990-91 | 28 | 137 | 289 | 47.4 | 24 | 82 | 29.3 | 64 | 88 | 72.7 | 362 | 12.9 |
| 1991-92 | 36 | 279 | 492 | 56.7 | 58 | 132 | 43.9 | 151 | 213 | 70.9 | 767 | 21.3 |
| 1992-93 | 34 | 259 | 526 | 49.2 | 66 | 180 | 36.7 | 130 | 194 | 67.0 | 714 | 21.0 |
| Totals | 98 | 675 | 1307 | 51.6 | 148 | 394 | 37.6 | 345 | 495 | 69.7 | 1843 | 18.8 |


7 - KEVIN GREVEY - 1,801 POINTS


| YEAR | G | FGM | FGA | Pct. | FTM | FTA | Pct. | TP | AVG. |
|---------------|-----------|------------|-------------|-------------|------------|------------|-------------|-------------|-------------|
| 1972-73 | 28 | 236 | 441 | 53.5 | 52 | 76 | 68.4 | 524 | 18.7 |
| 1973-74 | 25 | 232 | 457 | 50.8 | 83 | 100 | 83.0 | 547 | 21.9 |
| 1974-75 | 31 | 303 | 592 | 51.2 | 124 | 157 | 79.0 | 730 | 23.6 |
| Totals | 84 | 771 | 1490 | 51.7 | 259 | 333 | 77.8 | 1801 | 21.4 |


8 - TAYSHAUN PRINCE - 1,775 POINTS


| YEAR | G | FGM | FGA | Pct. | 3FG | 3FGA | Pct. | FTM | FTA | PCT. | TP | AVG. |
|---------------|------------|------------|-------------|-------------|------------|------------|-------------|------------|------------|-------------|-------------|-------------|
| 1998-99 | 37 | 82 | 198 | 41.4 | 29 | 101 | 28.7 | 21 | 32 | 65.6 | 214 | 5.8 |
| 1999-00 | 32 | 153 | 362 | 42.3 | 46 | 150 | 30.7 | 74 | 105 | 70.5 | 426 | 13.3 |
| 2000-01 | 34 | 207 | 418 | 49.5 | 64 | 179 | 35.8 | 97 | 115 | 84.3 | 575 | 16.9 |
| 2001-02 | 32 | 206 | 441 | 46.7 | 65 | 191 | 34.0 | 83 | 118 | 70.3 | 560 | 17.5 |
| Totals | 135 | 648 | 1419 | 45.7 | 204 | 621 | 32.9 | 275 | 370 | 74.3 | 1775 | 13.1 |


9 - COTTON NASH - 1,770 POINTS


| YEAR | G | FGM | FGA | Pct. | FTM | FTA | Pct. | TP | AVG. |
|---------------|-----------|------------|-------------|-------------|------------|------------|-------------|-------------|-------------|
| 1961-62 | 26 | 221 | 489 | 45.2 | 166 | 218 | 76.1 | 608 | 23.4 |
| 1962-63 | 25 | 176 | 471 | 37.3 | 162 | 236 | 68.6 | 514 | 20.6 |
| 1963-64 | 27 | 248 | 588 | 42.1 | 152 | 198 | 76.7 | 648 | 24.0 |
| Totals | 78 | 645 | 1548 | 41.7 | 480 | 652 | 73.6 | 1770 | 22.7 |


10 - ALEX GROZA - 1,744 POINTS


| YEAR | G | FGM | FGA | Pct. | FTM | FTA | Pct. | TP | AVG. |
|---------------|------------|------------|-----|------|------------|------------|-------------|-------------|-------------|
| 1944-45 | 10 | 62 | | | 41 | 57 | 71.9 | 165 | 16.5 |
| 1946-47 | 37 | 146 | 372 | 38.2 | 101 | 160 | 63.1 | 393 | 10.6 |
| 1947-48 | 39 | 200 | 530 | 37.7 | 88 | 140 | 62.9 | 488 | 12.5 |
| 1948-49 | 34 | 259 | 612 | 42.3 | 180 | 248 | 72.6 | 698 | 20.5 |
| Totals | 120 | 667 | | | 410 | 605 | 67.8 | 1744 | 14.5 |


11 - ED DAVENDER - 1,637 POINTS


| YEAR | G | FGM | FGA | Pct. | 3FG | 3FGA | Pct. | FTM | FTA | PCT. | TP | AVG. |
|---------------|------------|------------|-------------|-------------|-----------|------------|-------------|------------|------------|-------------|-------------|-------------|
| 1984-85 | 31 | 93 | 226 | 41.2 | 0 | 0 | 0.0 | 78 | 106 | 73.6 | 264 | 8.5 |
| 1985-86 | 36 | 155 | 354 | 43.8 | 0 | 0 | 0.0 | 104 | 131 | 79.4 | 414 | 11.5 |
| 1986-87 | 29 | 160 | 357 | 44.8 | 15 | 59 | 25.4 | 107 | 145 | 73.8 | 442 | 15.2 |
| 1987-88 | 33 | 173 | 371 | 46.6 | 22 | 72 | 30.6 | 149 | 171 | 87.1 | 517 | 19.0 |
| Totals | 129 | 581 | 1308 | 44.4 | 37 | 131 | 26.0 | 438 | 553 | 79.2 | 1637 | 12.7 |


12 - LOUIE DAMPIER - 1,575 POINTS

| YEAR | G | FGM | FGA | Pct. | FTM | FTA | Pct. | TP | AVG. |
|---------------|-----------|------------|-------------|-------------|------------|------------|-------------|-------------|-------------|
| 1964-65 | 25 | 171 | 334 | 51.2 | 84 | 100 | 84.0 | 426 | 17.0 |
| 1965-66 | 29 | 249 | 482 | 51.6 | 114 | 137 | 83.2 | 612 | 21.1 |
| 1966-67 | 26 | 219 | 443 | 49.4 | 99 | 119 | 83.1 | 537 | 20.6 |
| Totals | 80 | 639 | 1259 | 50.8 | 297 | 356 | 83.4 | 1575 | 19.7 |

**13 - PATRICK PATTERSON - 1,564 POINTS**


| YEAR | G | FGM | FGA | Pct. | 3FG | 3FGA | Pct. | FTM | FTA | Pct. | TP | Avg. |
|---------------|-----------|------------|-------------|-------------|-----------|-----------|-------------|------------|------------|-------------|-------------|-------------|
| 2007-08 | 25 | 162 | 282 | 57.4 | 0 | 3 | 0.0 | 87 | 119 | 73.1 | 411 | 16.4 |
| 2008-09 | 34 | 240 | 398 | 60.3 | 0 | 1 | 0.0 | 129 | 168 | 76.8 | 609 | 17.9 |
| 2009-10 | 38 | 215 | 374 | 57.5 | 24 | 69 | 34.8 | 90 | 130 | 69.2 | 544 | 14.3 |
| Totals | 97 | 617 | 1054 | 58.5 | 24 | 73 | 32.9 | 306 | 417 | 73.4 | 1564 | 16.1 |

**14 - MIKE CASEY - 1,535 POINTS**


| YEAR | G | FGM | FGA | Pct. | FTM | FTA | Pct. | TP | Avg. |
|---------------|-----------|------------|-------------|-------------|------------|------------|-------------|-------------|-------------|
| 1967-68 | 27 | 231 | 474 | 48.9 | 79 | 96 | 82.3 | 541 | 20.0 |
| 1968-69 | 28 | 228 | 494 | 46.2 | 78 | 103 | 75.7 | 534 | 19.1 |
| 1970-71 | 27 | 188 | 373 | 50.4 | 84 | 108 | 77.8 | 460 | 17.0 |
| Totals | 82 | 647 | 1341 | 48.2 | 241 | 307 | 78.5 | 1535 | 18.7 |

**15 - RALPH BEARD - 1,517 POINTS**

| YEAR | G | FGM | FGA | Pct. | FTM | FTA | Pct. | TP | Avg. |
|---------------|------------|------------|-----|------|------------|------------|-------------|-------------|-------------|
| 1945-46 | 30 | 111 | | | 57 | 110 | 51.8 | 279 | 9.3 |
| 1946-47 | 37 | 157 | 469 | 33.5 | 78 | 115 | 76.8 | 392 | 10.6 |
| 1947-48 | 38 | 194 | 536 | 36.2 | 88 | 149 | 59.1 | 476 | 12.5 |
| 1948-49 | 34 | 144 | 481 | 29.9 | 82 | 115 | 71.3 | 370 | 10.9 |
| Totals | 139 | 606 | | | 305 | 289 | 62.4 | 1517 | 10.9 |

**16 - MELVIN TURPIN - 1,509 POINTS**


| YEAR | G | FGM | FGA | Pct. | FTM | FTA | Pct. | TP | Avg. |
|---------------|------------|------------|-------------|-------------|------------|------------|-------------|-------------|-------------|
| 1980-81 | 28 | 50 | 95 | 52.6 | 31 | 44 | 70.5 | 131 | 4.7 |
| 1981-82 | 30 | 160 | 275 | 58.2 | 72 | 106 | 67.9 | 392 | 13.1 |
| 1982-83 | 31 | 192 | 311 | 61.7 | 84 | 125 | 67.2 | 468 | 15.1 |
| 1983-84 | 34 | 224 | 378 | 59.3 | 70 | 94 | 74.5 | 518 | 15.2 |
| Totals | 123 | 626 | 1059 | 59.1 | 257 | 369 | 69.6 | 1509 | 12.3 |

**17 - CLIFF HAGAN - 1,475 POINTS**

| YEAR | G | FGM | FGA | Pct. | FTM | FTA | Pct. | TP | Avg. |
|---------------|-----------|------------|-------------|-------------|------------|------------|-------------|-------------|-------------|
| 1950-51 | 20 | 69 | 188 | 36.7 | 45 | 61 | 73.8 | 183 | 9.2 |
| 1951-52 | 32 | 264 | 633 | 41.7 | 164 | 235 | 69.8 | 692 | 21.6 |
| 1953-54 | 25 | 234 | 514 | 45.5 | 132 | 191 | 69.1 | 600 | 24.0 |
| Totals | 77 | 567 | 1335 | 42.5 | 341 | 487 | 70.0 | 1475 | 19.2 |

**18 - PAT RILEY - 1,464 POINTS**


| YEAR | G | FGM | FGA | Pct. | FTM | FTA | Pct. | TP | Avg. |
|---------------|-----------|------------|-------------|-------------|------------|------------|-------------|-------------|-------------|
| 1964-65 | 25 | 160 | 370 | 43.2 | 55 | 89 | 61.8 | 375 | 15.0 |
| 1965-66 | 29 | 265 | 514 | 51.5 | 107 | 153 | 69.9 | 637 | 21.9 |
| 1966-67 | 26 | 165 | 373 | 44.2 | 122 | 156 | 78.2 | 452 | 17.4 |
| Totals | 80 | 590 | 1257 | 46.9 | 284 | 398 | 71.4 | 1464 | 18.3 |


19 - JOHNNY COX - 1,461 POINTS


| YEAR | G | FGM | FGA | Pct. | FTM | FTA | Pct. | TP | Avg. |
|---------------|-----------|------------|-------------|-------------|------------|------------|-------------|-------------|-------------|
| 1956-57 | 28 | 203 | 490 | 41.4 | 138 | 180 | 76.7 | 544 | 19.4 |
| 1957-58 | 29 | 173 | 471 | 36.7 | 86 | 115 | 74.8 | 432 | 14.9 |
| 1958-59 | 27 | 188 | 464 | 40.5 | 109 | 146 | 74.6 | 485 | 17.9 |
| Totals | 84 | 564 | 1425 | 40.0 | 333 | 441 | 75.5 | 1461 | 17.4 |


20 - JOE CRAWFORD - 1,438 POINTS

| YEAR | G | FGM | FGA | Pct. | 3FG | 3FGA | Pct. | FTM | FTA | PCT. | TP | Avg. |
|---------------|------------|------------|-------------|-------------|------------|------------|-------------|------------|------------|-------------|--------------|-------------|
| 2004-05 | 31 | 35 | 97 | 36.1 | 13 | 49 | 26.5 | 15 | 26 | 57.7 | 98 | 3.2 |
| 2005-06 | 32 | 111 | 270 | 41.1 | 47 | 130 | 36.2 | 56 | 78 | 71.8 | 325 | 10.2 |
| 2006-07 | 34 | 178 | 401 | 44.4 | 63 | 180 | 35.0 | 58 | 91 | 63.7 | 477 | 14.0 |
| 2007-08 | 30 | 188 | 401 | 46.9 | 63 | 173 | 36.4 | 99 | 130 | 76.2 | 538 | 17.9 |
| Totals | 127 | 512 | 1169 | 43.8 | 186 | 532 | 35.0 | 228 | 325 | 70.2 | 1,438 | 11.3 |


21 - KYLE MACY - 1,411 POINTS


| YEAR | G | FGM | FGA | Pct. | FTM | FTA | Pct. | TP | Avg. |
|---------------|-----------|------------|-------------|-------------|------------|------------|-------------|-------------|-------------|
| 1977-78 | 32 | 143 | 267 | 53.6 | 115 | 129 | 89.2 | 401 | 12.5 |
| 1978-79 | 31 | 179 | 355 | 50.4 | 112 | 129 | 86.8 | 470 | 15.2 |
| 1979-80 | 35 | 218 | 415 | 52.5 | 104 | 114 | 91.2 | 540 | 15.4 |
| Totals | 98 | 540 | 1037 | 52.1 | 331 | 372 | 89.0 | 1411 | 14.4 |


22 - WINSTON BENNETT - 1,399 POINTS

| YEAR | G | FGM | FGA | Pct. | 3FG | 3FGA | Pct. | FTM | FTA | PCT. | TP | Avg. |
|---------------|------------|------------|-------------|-------------|----------|----------|-------------|------------|------------|-------------|-------------|-------------|
| 1983-84 | 34 | 67 | 156 | 42.9 | 0 | 0 | 0.0 | 88 | 126 | 69.8 | 222 | 6.5 |
| 1984-85 | 30 | 82 | 191 | 42.9 | 0 | 0 | 0.0 | 52 | 77 | 67.5 | 216 | 7.2 |
| 1985-86 | 36 | 171 | 338 | 50.6 | 0 | 0 | 0.0 | 115 | 158 | 72.8 | 457 | 12.7 |
| 1987-88 | 33 | 195 | 380 | 51.3 | 1 | 2 | 50.0 | 113 | 155 | 72.9 | 504 | 15.3 |
| Totals | 133 | 515 | 1065 | 48.4 | 1 | 2 | 50.0 | 368 | 516 | 71.3 | 1399 | 10.5 |


23 - RICK ROBEY - 1,395 POINTS


| YEAR | G | FGM | FGA | Pct. | FTM | FTA | Pct. | TP | Avg. |
|---------------|------------|------------|------------|-------------|------------|------------|-------------|-------------|-------------|
| 1974-75 | 31 | 135 | 248 | 54.4 | 51 | 63 | 81.0 | 321 | 10.4 |
| 1975-76 | 12 | 73 | 130 | 56.2 | 41 | 56 | 73.2 | 187 | 15.6 |
| 1976-77 | 30 | 158 | 276 | 57.3 | 111 | 161 | 68.9 | 427 | 14.2 |
| 1977-78 | 32 | 167 | 263 | 63.5 | 126 | 175 | 72.0 | 460 | 14.4 |
| Totals | 105 | 533 | 917 | 58.1 | 329 | 455 | 72.3 | 1395 | 13.3 |


24 - GERALD FITCH - 1,391 POINTS

| YEAR | G | FGM | FGA | Pct. | 3FG | 3FGA | Pct. | FTM | FTA | PCT. | TP | Avg. |
|---------------|------------|------------|-------------|-------------|------------|------------|-------------|------------|------------|-------------|-------------|-------------|
| 2000-01 | 34 | 76 | 167 | 45.5 | 29 | 71 | 40.9 | 49 | 71 | 69.0 | 230 | 6.8 |
| 2001-02 | 28 | 85 | 187 | 45.5 | 30 | 87 | 34.5 | 48 | 69 | 69.6 | 248 | 8.9 |
| 2002-03 | 36 | 152 | 322 | 47.2 | 61 | 147 | 41.5 | 78 | 102 | 76.5 | 443 | 12.3 |
| 2003-04 | 29 | 148 | 343 | 43.1 | 79 | 197 | 40.1 | 95 | 125 | 76.0 | 470 | 16.2 |
| Totals | 127 | 461 | 1019 | 45.2 | 199 | 502 | 39.6 | 270 | 367 | 73.6 | 1391 | 11.0 |

**25 - MIKE PHILLIPS - 1,367 POINTS**

| YEAR | G | FGM | FGA | Pct. | FTM | FTA | Pct. | TP | AVG. |
|---------------|------------|------------|-------------|-------------|------------|------------|-------------|-------------|-------------|
| 1974-75 | 31 | 108 | 212 | 50.9 | 26 | 47 | 55.3 | 242 | 7.8 |
| 1975-76 | 30 | 199 | 367 | 54.2 | 69 | 117 | 59.0 | 467 | 15.6 |
| 1976-77 | 28 | 144 | 261 | 55.2 | 54 | 88 | 61.4 | 342 | 12.2 |
| 1977-78 | 31 | 125 | 210 | 59.5 | 66 | 87 | 75.9 | 316 | 10.2 |
| Totals | 120 | 576 | 1050 | 54.9 | 215 | 339 | 63.4 | 1367 | 11.4 |

**26 - MIKE PRATT - 1,359 POINTS**

| YEAR | G | FGM | FGA | Pct. | FTM | FTA | Pct. | TP | AVG. |
|---------------|-----------|------------|-------------|-------------|------------|------------|-------------|-------------|-------------|
| 1967-68 | 27 | 152 | 334 | 45.5 | 76 | 111 | 68.5 | 380 | 14.1 |
| 1968-69 | 26 | 173 | 321 | 53.9 | 93 | 132 | 70.5 | 439 | 16.9 |
| 1969-70 | 28 | 219 | 470 | 46.6 | 102 | 145 | 70.3 | 540 | 19.3 |
| Totals | 81 | 544 | 1125 | 48.4 | 271 | 388 | 69.8 | 1359 | 16.8 |

**27 - FRANK RAMSEY - 1,344 POINTS**

| YEAR | G | FGM | FGA | Pct. | FTM | FTA | Pct. | TP | AVG. |
|---------------|-----------|------------|-------------|-------------|------------|------------|-------------|-------------|-------------|
| 1950-51 | 34 | 135 | 413 | 32.7 | 75 | 123 | 60.9 | 345 | 10.1 |
| 1951-52 | 32 | 185 | 470 | 39.3 | 139 | 214 | 64.9 | 509 | 15.9 |
| 1953-54 | 25 | 179 | 430 | 41.6 | 132 | 181 | 72.9 | 490 | 19.6 |
| Totals | 91 | 499 | 1313 | 38.0 | 346 | 518 | 66.8 | 1344 | 14.8 |

**28 - RAMEL BRADLEY - 1,326 POINTS**


| YEAR | G | FGM | FGA | Pct. | 3FG | 3FGA | Pct. | FTM | FTA | PCT. | TP | AVG. |
|---------------|------------|------------|-------------|-------------|------------|------------|-------------|------------|------------|-------------|-------------|-------------|
| 2004-05 | 34 | 51 | 134 | 38.1 | 22 | 65 | 33.8 | 31 | 44 | 70.5 | 155 | 4.6 |
| 2005-06 | 30 | 81 | 201 | 40.3 | 28 | 93 | 30.1 | 46 | 59 | 78.0 | 236 | 7.9 |
| 2006-07 | 34 | 141 | 336 | 42.0 | 69 | 188 | 36.7 | 106 | 130 | 81.5 | 457 | 13.4 |
| 2007-08 | 30 | 139 | 330 | 42.1 | 58 | 153 | 37.9 | 142 | 171 | 83.0 | 478 | 15.9 |
| Totals | 128 | 412 | 1001 | 41.2 | 177 | 499 | 35.5 | 325 | 404 | 80.4 | 1326 | 10.4 |

**29 - JIM ANDREWS - 1,320 POINTS**


| YEAR | G | FGM | FGA | Pct. | FTM | FTA | Pct. | TP | AVG. |
|---------------|-----------|------------|------------|-------------|------------|------------|-------------|-------------|-------------|
| 1970-71 | 24 | 64 | 122 | 52.5 | 28 | 45 | 62.2 | 156 | 6.5 |
| 1971-72 | 28 | 236 | 409 | 57.7 | 130 | 186 | 69.9 | 602 | 21.5 |
| 1972-73 | 28 | 243 | 434 | 56.0 | 76 | 110 | 69.1 | 562 | 20.1 |
| Totals | 80 | 543 | 965 | 56.3 | 234 | 341 | 68.6 | 1320 | 16.5 |

**30 - SAM BOWIE - 1,285 POINTS**

| YEAR | G | FGM | FGA | Pct. | FTM | FTA | Pct. | TP | AVG. |
|---------------|-----------|------------|------------|-------------|------------|------------|-------------|-------------|-------------|
| 1979-80 | 34 | 165 | 311 | 53.1 | 110 | 144 | 76.4 | 440 | 12.9 |
| 1980-81 | 28 | 185 | 356 | 52.0 | 118 | 164 | 72.0 | 488 | 17.4 |
| 1983-84 | 34 | 133 | 258 | 51.6 | 91 | 126 | 72.2 | 357 | 10.5 |
| Totals | 96 | 483 | 925 | 52.2 | 319 | 434 | 73.5 | 1285 | 13.4 |


31 - JIM MASTER - 1,283 POINTS

| YEAR | G | FGM | FGA | Pct. | FTM | FTA | Pct. | TP | Avg. |
|---------------|------------|------------|-------------|-------------|------------|------------|-------------|-------------|-------------|
| 1980-81 | 27 | 64 | 142 | 45.1 | 48 | 56 | 85.7 | 176 | 6.5 |
| 1981-82 | 30 | 153 | 315 | 48.1 | 95 | 106 | 89.6 | 401 | 13.4 |
| 1982-83 | 31 | 166 | 313 | 53.0 | 56 | 69 | 81.2 | 388 | 12.5 |
| 1983-84 | 33 | 129 | 284 | 45.4 | 60 | 74 | 81.1 | 318 | 9.6 |
| Totals | 121 | 512 | 1054 | 48.6 | 259 | 305 | 84.9 | 1283 | 10.6 |


32 - JOHN PELPHREY - 1,257 POINTS

| YEAR | G | FGM | FGA | Pct. | 3FG | 3FGA | Pct. | FTM | FTA | PCT. | TP | Avg. |
|---------------|------------|------------|------------|-------------|------------|------------|-------------|------------|------------|-------------|-------------|-------------|
| 1988-89 | 22 | 14 | 24 | 40.0 | 2 | 5 | 40.0 | 8 | 13 | 61.5 | 38 | 1.7 |
| 1989-90 | 28 | 112 | 259 | 43.2 | 44 | 120 | 36.7 | 97 | 129 | 75.2 | 365 | 13.0 |
| 1990-91 | 28 | 131 | 303 | 43.2 | 62 | 164 | 37.8 | 80 | 102 | 78.4 | 404 | 14.4 |
| 1991-92 | 36 | 145 | 296 | 49.0 | 52 | 144 | 36.1 | 108 | 139 | 77.7 | 450 | 12.5 |
| Totals | 114 | 402 | 882 | 45.6 | 160 | 433 | 37.0 | 293 | 383 | 76.5 | 1257 | 11.0 |


33 - SCOTT PADGETT - 1,252 POINTS

| YEAR | G | FGM | FGA | Pct. | 3FG | 3FGA | Pct. | FTM | FTA | PCT. | TP | Avg. |
|---------------|------------|------------|------------|-------------|------------|------------|-------------|------------|------------|-------------|-------------|-------------|
| 1994-95 | 14 | 7 | 27 | 25.9 | 4 | 13 | 30.8 | 10 | 12 | 83.3 | 28 | 2.0 |
| 1996-97 | 32 | 100 | 244 | 41.0 | 47 | 138 | 34.1 | 61 | 80 | 76.3 | 308 | 9.6 |
| 1997-98 | 39 | 161 | 338 | 47.6 | 40 | 107 | 37.4 | 87 | 102 | 85.3 | 449 | 11.5 |
| 1998-99 | 37 | 156 | 335 | 46.6 | 61 | 160 | 38.1 | 94 | 138 | 68.1 | 467 | 12.6 |
| Totals | 122 | 424 | 944 | 44.9 | 152 | 418 | 36.4 | 252 | 332 | 75.9 | 1252 | 10.3 |


34 - DARIUS MILLER - 1,248 POINTS


| YEAR | G | FGM | FGA | Pct. | 3FG | 3FGA | Pct. | FTM | FTA | PCT. | TP | Avg. |
|---------------|------------|------------|------------|-------------|------------|------------|-------------|------------|------------|-------------|-------------|------------|
| 2008-09 | 36 | 66 | 161 | 41.0 | 18 | 54 | 33.3 | 41 | 51 | 80.4 | 191 | 5.3 |
| 2009-10 | 38 | 86 | 215 | 40.0 | 43 | 128 | 33.6 | 31 | 39 | 79.5 | 246 | 6.5 |
| 2010-11 | 38 | 149 | 312 | 47.8 | 58 | 131 | 44.3 | 58 | 68 | 85.3 | 414 | 10.9 |
| 2011-12 | 40 | 143 | 302 | 47.4 | 56 | 149 | 37.9 | 55 | 69 | 79.7 | 397 | 9.9 |
| Totals | 152 | 444 | 990 | 44.8 | 175 | 462 | 37.9 | 185 | 227 | 81.5 | 1248 | 8.2 |


35 - JODIE MEEKS - 1,246 POINTS

| YEAR | G | FGM | FGA | Pct. | 3FG | 3FGA | Pct. | FTM | FTA | PCT. | TP | Avg. |
|---------------|------------|------------|------------|-------------|------------|------------|-------------|------------|------------|-------------|-------------|------------|
| 2006-07 | 34 | 95 | 227 | 41.9 | 44 | 121 | 36.4 | 61 | 68 | 89.7 | 295 | 8.7 |
| 2007-08 | 11 | 27 | 88 | 30.7 | 16 | 50 | 32.0 | 27 | 34 | 79.4 | 97 | 8.8 |
| 2008-09 | 36 | 263 | 568 | 46.3 | 117 | 288 | 40.6 | 211 | 234 | 90.2 | 854 | 23.7 |
| Totals | 152 | 444 | 990 | 44.8 | 175 | 462 | 37.9 | 185 | 227 | 81.5 | 1248 | 8.2 |


36 - TOM PARKER - 1,238 POINTS

| YEAR | G | FGM | FGA | Pct. | FTM | FTA | Pct. | TP | Avg. |
|---------------|-----------|------------|-------------|-------------|------------|------------|-------------|-------------|-------------|
| 1969-70 | 25 | 117 | 232 | 50.4 | 26 | 35 | 74.3 | 260 | 10.4 |
| 1970-71 | 28 | 209 | 413 | 50.6 | 74 | 91 | 81.3 | 492 | 17.6 |
| 1971-72 | 27 | 203 | 429 | 47.3 | 80 | 101 | 79.2 | 486 | 18.0 |
| Totals | 80 | 529 | 1074 | 49.3 | 180 | 227 | 79.3 | 1238 | 15.5 |

**37 - DERON FELDHAUS - 1,231 POINTS**


| YEAR | G | FGM | FGA | Pct. | 3FG | 3FGA | Pct. | FTM | FTA | PCT. | TP | Avg. |
|---------------|------------|------------|------------|-------------|------------|------------|-------------|------------|------------|-------------|-------------|------------|
| 1988-89 | 32 | 48 | 100 | 48.0 | 2 | 6 | 33.3 | 20 | 31 | 64.5 | 118 | 3.7 |
| 1989-90 | 28 | 135 | 273 | 49.5 | 32 | 88 | 36.4 | 101 | 134 | 75.4 | 403 | 14.4 |
| 1990-91 | 28 | 106 | 203 | 52.2 | 29 | 74 | 39.2 | 60 | 88 | 69.3 | 301 | 10.8 |
| 1991-92 | 36 | 138 | 290 | 47.6 | 48 | 128 | 37.5 | 85 | 107 | 79.4 | 409 | 11.4 |
| Totals | 124 | 427 | 866 | 49.3 | 111 | 296 | 37.5 | 267 | 360 | 74.2 | 1231 | 9.6 |

**38 - DERRICK HORD - 1,220 POINTS**


| YEAR | G | FGM | FGA | Pct. | FTM | FTA | Pct. | TP | Avg. |
|---------------|------------|------------|-------------|-------------|------------|------------|-------------|-------------|------------|
| 1979-80 | 35 | 78 | 166 | 47.0 | 49 | 64 | 76.6 | 205 | 5.9 |
| 1980-81 | 28 | 97 | 239 | 40.6 | 54 | 72 | 75.0 | 248 | 8.9 |
| 1981-82 | 30 | 194 | 394 | 49.2 | 102 | 131 | 77.9 | 490 | 16.3 |
| 1982-83 | 31 | 106 | 211 | 50.2 | 65 | 79 | 82.3 | 277 | 8.9 |
| Totals | 124 | 475 | 1010 | 47.0 | 270 | 346 | 78.0 | 1220 | 9.8 |

**39 - BILL SPIVEY - 1,213 POINTS**


| YEAR | G | FGM | FGA | Pct. | FTM | FTA | Pct. | TP | Avg. |
|---------------|-----------|------------|-------------|-------------|------------|------------|-------------|-------------|-------------|
| 1949-50 | 30 | 255 | 619 | 36.3 | 128 | 176 | 72.7 | 578 | 19.3 |
| 1950-51 | 33 | 252 | 632 | 39.9 | 131 | 211 | 62.0 | 635 | 19.2 |
| Totals | 63 | 477 | 1251 | 38.1 | 259 | 387 | 66.9 | 1213 | 19.3 |

**40 - CHUCK HAYES - 1,211 POINTS**


| YEAR | G | FGM | FGA | Pct. | 3FG | 3FGA | Pct. | FTM | FTA | PCT. | TP | Avg. |
|---------------|------------|------------|------------|-------------|-----------|-----------|-------------|------------|------------|-------------|-------------|------------|
| 2001-02 | 32 | 67 | 145 | 46.2 | 6 | 22 | 27.3 | 48 | 65 | 73.8 | 188 | 5.9 |
| 2002-03 | 36 | 110 | 225 | 48.9 | 8 | 33 | 24.2 | 82 | 104 | 78.8 | 310 | 8.6 |
| 2003-04 | 32 | 131 | 246 | 53.3 | 3 | 12 | 25.0 | 77 | 113 | 68.1 | 342 | 10.7 |
| 2004-05 | 34 | 144 | 283 | 50.9 | 2 | 11 | 18.2 | 81 | 111 | 73.0 | 371 | 10.9 |
| Totals | 134 | 452 | 899 | 50.3 | 19 | 78 | 24.4 | 288 | 393 | 73.3 | 1211 | 9.0 |

**41 - RODRICK RHODES - 1,209 POINTS**


| YEAR | G | FGM | FGA | Pct. | 3FG | 3FGA | Pct. | FTM | FTA | PCT. | TP | Avg. |
|---------------|-----------|------------|------------|-------------|-----------|------------|-------------|------------|------------|-------------|-------------|-------------|
| 1992-93 | 33 | 101 | 224 | 45.1 | 27 | 70 | 38.6 | 70 | 101 | 69.3 | 299 | 9.1 |
| 1993-94 | 33 | 142 | 326 | 43.6 | 32 | 117 | 27.4 | 167 | 215 | 77.7 | 483 | 14.6 |
| 1994-95 | 33 | 130 | 333 | 39.0 | 39 | 110 | 35.5 | 128 | 164 | 78.0 | 427 | 12.9 |
| Totals | 99 | 373 | 883 | 42.2 | 98 | 297 | 32.9 | 365 | 480 | 76.0 | 1209 | 12.2 |

**42 - WAYNE TURNER - 1,170 POINTS**

| YEAR | G | FGM | FGA | Pct. | 3FG | 3FGA | Pct. | FTM | FTA | PCT. | TP | Avg. |
|---------------|------------|------------|------------|-------------|-----------|------------|-------------|------------|------------|-------------|-------------|------------|
| 1995-96 | 35 | 65 | 122 | 53.3 | 1 | 4 | 25.0 | 25 | 40 | 62.5 | 156 | 4.5 |
| 1996-97 | 40 | 112 | 240 | 46.7 | 4 | 15 | 26.7 | 36 | 68 | 52.9 | 264 | 6.6 |
| 1997-98 | 39 | 137 | 285 | 48.1 | 21 | 57 | 36.8 | 67 | 108 | 62.0 | 362 | 9.3 |
| 1998-99 | 37 | 141 | 285 | 49.5 | 12 | 43 | 27.9 | 94 | 137 | 68.6 | 388 | 10.5 |
| Totals | 151 | 455 | 932 | 48.8 | 38 | 119 | 31.9 | 222 | 353 | 62.9 | 1170 | 7.7 |


43 - REGGIE HANSON - 1,167 POINTS

| YEAR | G | FGM | FGA | Pct. | 3FG | 3FGA | Pct. | FTM | FTA | PCT. | TP | Avg. |
|---------------|------------|------------|------------|-------------|-----------|------------|-------------|------------|------------|-------------|-------------|-------------|
| 1987-88 | 16 | 6 | 17 | 35.3 | 0 | 0 | 0.0 | 9 | 10 | 90.0 | 21 | 1.3 |
| 1988-89 | 29 | 114 | 222 | 51.4 | 0 | 0 | 0.0 | 57 | 76 | 75.0 | 285 | 9.8 |
| 1989-90 | 28 | 165 | 332 | 49.7 | 35 | 96 | 36.5 | 94 | 127 | 74.0 | 459 | 16.4 |
| 1990-91 | 28 | 142 | 274 | 51.8 | 15 | 47 | 31.9 | 103 | 145 | 71.0 | 402 | 14.4 |
| Totals | 101 | 427 | 845 | 50.5 | 50 | 143 | 34.9 | 263 | 357 | 73.7 | 1167 | 11.6 |


44 - DERRICK MILLER - 1,156 POINTS

| YEAR | G | FGM | FGA | Pct. | 3FG | 3FGA | Pct. | FTM | FTA | PCT. | TP | Avg. |
|---------------|------------|------------|-------------|-------------|------------|------------|-------------|------------|------------|-------------|-------------|-------------|
| 1986-87 | 29 | 55 | 141 | 39.0 | 35 | 81 | 43.2 | 6 | 14 | 42.9 | 151 | 5.2 |
| 1987-88 | 16 | 8 | 38 | 21.1 | 3 | 24 | 12.5 | 2 | 3 | 66.7 | 21 | 1.3 |
| 1988-89 | 32 | 170 | 373 | 45.6 | 54 | 139 | 38.8 | 52 | 71 | 73.2 | 446 | 13.9 |
| 1989-90 | 28 | 198 | 502 | 39.4 | 99 | 289 | 34.3 | 43 | 57 | 75.4 | 538 | 19.2 |
| Totals | 105 | 431 | 1054 | 40.9 | 191 | 533 | 35.8 | 103 | 145 | 71.0 | 1156 | 11.0 |


45 - VERNON HATTON - 1,153 POINTS

| YEAR | G | FGM | FGA | Pct. | FTM | FTA | Pct. | TP | Avg. |
|---------------|-----------|------------|------------|-------------|------------|------------|-------------|-------------|-------------|
| 1955-56 | 26 | 123 | 249 | 49.4 | 100 | 150 | 66.7 | 346 | 13.3 |
| 1956-57 | 21 | 112 | 255 | 43.9 | 87 | 119 | 73.1 | 311 | 14.8 |
| 1957-58 | 29 | 192 | 458 | 41.9 | 112 | 144 | 77.8 | 496 | 17.1 |
| Totals | 76 | 427 | 962 | 44.4 | 299 | 413 | 72.4 | 1153 | 15.2 |


46 - WALLACE JONES - 1,151 POINTS


| YEAR | G | FGM | FGA | Pct. | FTM | FTA | Pct. | TP | Avg. |
|---------------|------------|------------|-----|------|------------|------------|-------------|-------------|------------|
| 1945-46 | 30 | 105 | | | 80 | 126 | 63.5 | 290 | 9.7 |
| 1946-47 | 29 | 87 | 302 | 28.8 | 43 | 78 | 55.1 | 217 | 7.5 |
| 1947-48 | 36 | 133 | 427 | 31.3 | 69 | 103 | 67.0 | 335 | 9.3 |
| 1948-49 | 32 | 130 | 440 | 29.5 | 49 | 75 | 65.3 | 309 | 9.7 |
| Totals | 127 | 455 | | | 241 | 382 | 63.1 | 1151 | 9.1 |


47 - RANDOLPH MORRIS - 1,123 POINTS


| YEAR | G | FGM | FGA | Pct. | 3FG | 3FGA | Pct. | FTM | FTA | PCT. | TP | Avg. |
|---------------|-----------|------------|------------|-------------|----------|----------|------------|------------|------------|-------------|-------------|-------------|
| 2004-05 | 34 | 105 | 199 | 52.8 | 0 | 0 | 0.0 | 88 | 143 | 61.5 | 298 | 8.8 |
| 2005-06 | 21 | 110 | 181 | 60.8 | 0 | 0 | 0.0 | 59 | 86 | 68.6 | 279 | 13.3 |
| 2006-07 | 34 | 202 | 341 | 59.2 | 0 | 1 | 0.0 | 142 | 208 | 68.3 | 546 | 16.1 |
| Totals | 89 | 417 | 721 | 57.8 | 0 | 1 | 0.0 | 289 | 437 | 66.1 | 1123 | 12.6 |


48 - JEFF SHEPPARD - 1,091 POINTS


| YEAR | G | FGM | FGA | Pct. | 3FG | 3FGA | Pct. | FTM | FTA | PCT. | TP | Avg. |
|---------------|------------|------------|------------|-------------|------------|------------|-------------|------------|------------|-------------|-------------|------------|
| 1993-94 | 29 | 40 | 72 | 55.6 | 7 | 19 | 36.8 | 20 | 31 | 64.5 | 107 | 3.7 |
| 1994-95 | 33 | 99 | 225 | 44.0 | 28 | 78 | 35.9 | 49 | 65 | 75.4 | 275 | 8.3 |
| 1995-96 | 34 | 65 | 125 | 52.0 | 22 | 44 | 50.0 | 36 | 58 | 62.1 | 188 | 5.5 |
| 1997-98 | 38 | 186 | 419 | 44.4 | 71 | 189 | 37.6 | 78 | 111 | 70.3 | 521 | 13.7 |
| Totals | 134 | 390 | 841 | 46.4 | 128 | 330 | 38.8 | 183 | 265 | 69.1 | 1091 | 8.1 |

**49 - BILLY RAY LICKERT - 1,076 POINTS**


| YEAR | G | FGM | FGA | Pct. | FTM | FTA | Pct. | TP | Avg. |
|---------------|-----------|------------|------------|-------------|------------|------------|-------------|-------------|-------------|
| 1958-59 | 25 | 126 | 291 | 43.2 | 86 | 117 | 73.5 | 338 | 12.5 |
| 1959-60 | 20 | 110 | 274 | 40.1 | 68 | 95 | 71.6 | 288 | 14.4 |
| 1960-61 | 28 | 166 | 395 | 42.0 | 118 | 152 | 77.6 | 450 | 16.0 |
| Totals | 73 | 402 | 960 | 41.9 | 272 | 364 | 74.7 | 1076 | 14.7 |

**50 - REX CHAPMAN - 1,073 POINTS**

| YEAR | G | FGM | FGA | Pct. | 3FG | 3FGA | Pct. | FTM | FTA | PCT. | TP | Avg. |
|---------------|-----------|------------|------------|-------------|------------|------------|-------------|------------|------------|-------------|-------------|-------------|
| 1986-87 | 29 | 173 | 390 | 44.4 | 68 | 176 | 38.6 | 50 | 68 | 73.5 | 464 | 16.0 |
| 1987-88 | 32 | 231 | 461 | 50.1 | 66 | 159 | 41.5 | 81 | 102 | 79.4 | 609 | 19.0 |
| Totals | 61 | 404 | 851 | 47.5 | 134 | 335 | 40.0 | 131 | 170 | 77.1 | 1073 | 17.6 |

**51 - DIRK MINNIEFIELD - 1,069 POINTS**

| YEAR | G | FGM | FGA | Pct. | FTM | FTA | Pct. | TP | Avg. |
|---------------|------------|------------|------------|-------------|------------|------------|-------------|-------------|------------|
| 1979-80 | 34 | 68 | 142 | 47.9 | 35 | 49 | 71.4 | 171 | 5.0 |
| 1980-81 | 28 | 118 | 213 | 55.4 | 55 | 63 | 87.3 | 291 | 10.4 |
| 1981-82 | 30 | 128 | 251 | 51.0 | 84 | 111 | 75.7 | 340 | 11.3 |
| 1982-83 | 31 | 108 | 199 | 54.3 | 51 | 68 | 75.0 | 267 | 8.6 |
| Totals | 123 | 422 | 805 | 52.4 | 225 | 291 | 77.3 | 1069 | 8.7 |

**52 - TERENCE JONES - 1,064 POINTS**


| YEAR | G | FGM | FGA | Pct. | 3FG | 3FGA | Pct. | FTM | FTA | PCT. | TP | Avg. |
|---------------|-----------|------------|------------|-------------|-----------|------------|-------------|------------|------------|-------------|-------------|-------------|
| 2010-11 | 38 | 206 | 466 | 44.2 | 26 | 79 | 32.9 | 157 | 243 | 64.6 | 595 | 15.7 |
| 2011-12 | 38 | 177 | 354 | 50.0 | 16 | 49 | 32.7 | 99 | 158 | 62.7 | 469 | 12.3 |
| Totals | 76 | 383 | 820 | 46.7 | 42 | 128 | 32.8 | 256 | 401 | 63.8 | 1064 | 14.0 |

**53 - JAMAAL MAGLOIRE - 1,064 POINTS**

| YEAR | G | FGM | FGA | Pct. | FTM | FTA | Pct. | TP | Avg. |
|---------------|------------|------------|------------|-------------|------------|------------|-------------|-------------|------------|
| 1996-97 | 40 | 75 | 153 | 49.0 | 45 | 82 | 54.9 | 195 | 4.9 |
| 1997-98 | 38 | 77 | 158 | 48.7 | 43 | 64 | 67.2 | 197 | 5.2 |
| 1998-99 | 34 | 94 | 177 | 53.1 | 49 | 85 | 57.6 | 237 | 7.0 |
| 1999-00 | 33 | 148 | 296 | 50.0 | 139 | 203 | 68.5 | 435 | 13.2 |
| Totals | 145 | 394 | 784 | 50.3 | 276 | 434 | 63.6 | 1064 | 7.3 |

**54 - ERIK DANIELS - 1,053 POINTS**

| YEAR | G | FGM | FGA | Pct. | 3FG | 3FGA | Pct. | FTM | FTA | PCT. | TP | Avg. |
|---------------|------------|------------|------------|-------------|-----------|-----------|-------------|------------|------------|-------------|-------------|------------|
| 2000-01 | 33 | 64 | 133 | 56.6 | 5 | 18 | 27.8 | 38 | 63 | 60.3 | 171 | 5.2 |
| 2001-02 | 36 | 46 | 110 | 41.8 | 3 | 19 | 15.8 | 17 | 31 | 54.8 | 112 | 3.7 |
| 2002-03 | 32 | 136 | 240 | 56.7 | 4 | 13 | 30.8 | 29 | 46 | 63.0 | 305 | 9.5 |
| 2003-04 | 32 | 201 | 346 | 58.1 | 7 | 23 | 30.4 | 56 | 89 | 62.9 | 465 | 14.5 |
| Totals | 127 | 447 | 809 | 55.3 | 19 | 73 | 26.0 | 140 | 229 | 61.1 | 1053 | 8.3 |


55 - JIM LINE - 1,041 POINTS


| YEAR | G | FGM | FGA | Pct. | FTM | FTA | Pct. | TP | Avg. |
|---------------|------------|------------|-------------|-------------|------------|------------|-------------|-------------|------------|
| 1946-47 | 35 | 86 | 209 | 41.1 | 27 | 40 | 67.5 | 199 | 5.7 |
| 1947-48 | 38 | 107 | 296 | 36.1 | 51 | 62 | 82.2 | 265 | 7.0 |
| 1948-49 | 32 | 70 | 195 | 35.8 | 43 | 51 | 84.3 | 183 | 5.7 |
| 1949-50 | 30 | 155 | 369 | 42.0 | 84 | 122 | 69.6 | 394 | 13.1 |
| Totals | 135 | 418 | 1069 | 39.1 | 205 | 275 | 74.5 | 1041 | 7.7 |


56 - BOB BURROW - 1,023 POINTS


| YEAR | G | FGM | FGA | Pct. | FTM | FTA | Pct. | TP | Avg. |
|---------------|-----------|------------|------------|-------------|------------|------------|-------------|-------------|-------------|
| 1954-55 | 26 | 198 | 473 | 41.9 | 99 | 159 | 62.3 | 495 | 19.0 |
| 1955-56 | 25 | 207 | 463 | 44.7 | 114 | 171 | 66.7 | 528 | 21.1 |
| Totals | 51 | 405 | 936 | 43.3 | 213 | 330 | 64.5 | 1023 | 20.1 |


57 - DORON LAMB - 1,018 POINTS

| YEAR | G | FGM | FGA | Pct. | 3FG | 3FGA | Pct. | FTM | FTA | Pct. | TP | Avg. |
|---------------|-----------|------------|------------|-------------|------------|------------|-------------|------------|------------|-------------|-------------|-------------|
| 2010-11 | 38 | 161 | 324 | 49.7 | 68 | 140 | 48.6 | 79 | 100 | 79.0 | 469 | 12.3 |
| 2011-12 | 40 | 175 | 369 | 47.4 | 76 | 163 | 46.6 | 123 | 149 | 82.6 | 549 | 13.7 |
| Totals | 78 | 336 | 693 | 48.5 | 144 | 303 | 47.5 | 202 | 249 | 81.1 | 1018 | 13.1 |


58 - RON MERCER - 1,013 POINTS

| YEAR | G | FGM | FGA | Pct. | 3FG | 3FGA | Pct. | FTM | FTA | Pct. | TP | Avg. |
|---------------|-----------|------------|------------|-------------|-----------|------------|-------------|------------|------------|-------------|-------------|-------------|
| 1995-96 | 36 | 107 | 234 | 45.7 | 23 | 68 | 33.8 | 51 | 65 | 78.5 | 288 | 8.0 |
| 1996-97 | 40 | 297 | 603 | 49.3 | 49 | 141 | 34.8 | 82 | 105 | 78.1 | 725 | 18.1 |
| Totals | 76 | 404 | 837 | 48.3 | 72 | 209 | 34.4 | 133 | 170 | 78.2 | 1013 | 13.3 |


59 - JIMMY DAN CONNER - 1,009 POINT

| YEAR | G | FGM | FGA | Pct. | FTM | FTA | Pct. | TP | Avg. |
|---------------|-----------|------------|------------|-------------|------------|------------|-------------|-------------|-------------|
| 1972-73 | 28 | 136 | 286 | 47.6 | 41 | 66 | 62.1 | 313 | 11.2 |
| 1973-74 | 26 | 128 | 246 | 52.0 | 56 | 83 | 67.5 | 312 | 12.0 |
| 1974-75 | 31 | 171 | 338 | 50.6 | 42 | 69 | 60.9 | 384 | 12.4 |
| Totals | 85 | 435 | 870 | 50.0 | 139 | 218 | 63.8 | 1009 | 11.9 |


60 - BOBBY WATSON - 1,001 POINTS

| YEAR | G | FGM | FGA | Pct. | FTM | FTA | Pct. | TP | Avg. |
|---------------|-----------|------------|-------------|-------------|------------|------------|-------------|-------------|-------------|
| 1949-50 | 30 | 84 | 269 | 31.2 | 59 | 90 | 65.5 | 227 | 7.6 |
| 1950-51 | 34 | 151 | 460 | 32.8 | 51 | 68 | 75.0 | 353 | 10.4 |
| 1951-52 | 32 | 184 | 517 | 35.6 | 53 | 80 | 66.2 | 421 | 13.1 |
| Totals | 96 | 419 | 1246 | 33.6 | 163 | 238 | 68.5 | 1001 | 10.4 |



FIELD GOALS RECORDS

CAREER LEADERS

FIELD GOALS MADE

| Player | Seasons | G | FGA | FGM |
|--------------------|-------------|-----|-------|-----|
| 1. Jack Givens | 1975-78 | 123 | 1,683 | 843 |
| 2. Dan Issel | 1968-70 | 83 | 1,591 | 825 |
| 3. Kevin Grevey | 1973-75 | 84 | 1,490 | 771 |
| 4. Kenny Walker | 1983-86 | 132 | 1,339 | 765 |
| 5. Tony Delk | 1993-96 | 133 | 1,441 | 683 |
| 6. Jamal Mashburn | 1990-93 | 98 | 1,307 | 675 |
| 7. Keith Bogans | 2000-03 | 135 | 1,535 | 671 |
| 8. Alex Groza | 1947-49 | 120 | 1,514 | 667 |
| 9. Tayshaun Prince | 1999-02 | 135 | 1,419 | 648 |
| 10. Mike Casey | 1968-69, 71 | 82 | 1,341 | 647 |

FIELD GOALS ATTEMPTED

| Player | Seasons | G | FGM | FGA |
|---------------------|---------|-----|-----|-------|
| 1. Jack Givens | 1975-78 | 123 | 843 | 1,683 |
| 2. Ralph Beard | 1946-49 | 139 | 606 | 1,597 |
| 3. Dan Issel | 1968-70 | 83 | 825 | 1,591 |
| 4. Alex Groza | 1947-49 | 120 | 667 | 1,514 |
| 5. Cotton Nash | 1962-64 | 78 | 645 | 1,548 |
| 6. Keith Bogans | 2000-03 | 135 | 671 | 1,535 |
| 7. Kevin Grevey | 1973-75 | 84 | 771 | 1,490 |
| 8. Tony Delk | 1993-96 | 133 | 683 | 1,441 |
| 9. Johnny Cox | 1957-59 | 84 | 564 | 1,425 |
| 10. Tayshaun Prince | 1999-02 | 135 | 648 | 1,419 |

FIELD-GOAL PERCENTAGE (MIN. 400 ATTEMPTS)

| Player | Seasons | FGM | FGA | Pct |
|------------------------|---------|-----|-------|-------|
| 1. Marquis Estill | 2001-03 | 365 | 607 | .6013 |
| 2. Willie Cauley-Stein | 2013-15 | 346 | 583 | .5934 |
| 3. Charles Hurt | 1980-83 | 303 | 511 | .5930 |
| 4. Melvin Turpin | 1981-84 | 626 | 1,059 | .5911 |
| 5. Patrick Patterson | 2008-10 | 617 | 1,054 | .5854 |
| 6. Rick Robey | 1975-78 | 533 | 917 | .5812 |
| 7. Randolph Morris | 2005-07 | 417 | 722 | .5776 |
| 8. Kenny Walker | 1983-86 | 765 | 1,339 | .5713 |
| 9. Andre Riddick | 1992-95 | 265 | 465 | .5699 |
| 10. Jim Andrews | 1971-73 | 543 | 965 | .5627 |

SINGLE-SEASON LEADERS

FIELD GOALS MADE

| Player | Season | G | FGA | FGM |
|--------------------|---------|----|-----|-----|
| 1. Dan Issel | 1969-70 | 28 | 667 | 369 |
| 2. Kevin Grevey | 1974-75 | 31 | 592 | 303 |
| 3. Ron Mercer | 1996-97 | 40 | 603 | 297 |
| 4. Dan Issel | 1968-69 | 28 | 534 | 285 |
| 5. Jamal Mashburn | 1991-92 | 36 | 492 | 279 |
| 6. Pat Riley | 1965-66 | 29 | 514 | 265 |
| 7. Cliff Hagan | 1951-52 | 32 | 633 | 264 |
| 8. Jodie Meeks | 2008-09 | 36 | 568 | 263 |
| 9. Kenny Walker | 1985-86 | 36 | 447 | 260 |
| 10. Jamal Mashburn | 1992-93 | 34 | 526 | 259 |
| Alex Groza | 1948-49 | 34 | 612 | 259 |

BY A FRESHMAN

| | | | | |
|-------------------|---------|----|-----|-----|
| 1. Malik Monk | 2016-17 | 38 | 558 | 251 |
| 2. Jamal Murray | 2015-16 | 36 | 538 | 244 |
| 3. Brandon Knight | 2010-11 | 38 | 513 | 217 |
| 4. De'Aaron Fox | 2016-17 | 38 | 447 | 214 |
| 5. Anthony Davis | 2011-12 | 40 | 337 | 210 |

TEAM RECORDS

FIELD GOALS MADE

| | | |
|--------|-------|-------------------------|
| Game | 60 | vs. Georgia (2/27/1956) |
| Season | 1,238 | 1996-97 |

FIELD GOALS ATTEMPTED

| | | |
|--------|-------|-------------------------|
| Game | 125 | vs. Ole Miss (2/8/1964) |
| Season | 3,465 | 1947-48 |

HIGHEST FIELD-GOAL PERCENTAGE

| | | |
|-------------|------|--|
| First Half | .786 | vs. Ole Miss (1/14/1981) [11 of 14] |
| Second Half | .875 | at Alabama (2/9/1980) [14 of 16] |
| Game | .765 | vs. Notre Dame (12/29/1981) [13 of 17] |
| Season | .556 | 1982-83 |

INDIVIDUAL RECORDS

FIELD GOALS MADE

| | | |
|--------|-----|----------------------------------|
| Game | 23 | Dan Issel at Ole Miss (2/7/1970) |
| Season | 369 | Dan Issel (1969-70) |
| Career | 843 | Jack Givens (1975-78) |

FIELD GOALS ATTEMPTED

| | | |
|--------|-------|-------------------------|
| Game | 42 | Bill Spivey (2/18/1950) |
| Season | 667 | Dan Issel (1969-70) |
| Career | 1,638 | Jack Givens (1975-78) |

HIGHEST FIELD-GOAL PERCENTAGE

| | | |
|---------------------|-------|--|
| Game (min. 10 made) | 1.000 | Rodney Dent vs. Morehead St. (12/17/1993) [12 of 12] |
| | | Kenny Walker vs. Western Ky. (3/16/1986) [11 of 11] |

Season (min. 100 att.)

| | |
|------|-----------------------------------|
| .680 | Marcus Lee (2015-16) [102 of 150] |
|------|-----------------------------------|

Career (min. 400 att.)

| | |
|------|---------------------------------------|
| .602 | Marquis Estill (2001-03) [365 of 606] |
|------|---------------------------------------|

LONGEST FIELD GOAL MADE

| | |
|------|---|
| Game | 63 feet, 7 inches |
| | Cliff Barker vs. Vanderbilt (2/26/1949 in Alumni Gym) |

Other Long Shots on Record

| | |
|--------------|--|
| 53 ft. 9 in. | Ralph Beard vs. Tennessee in 1947-48 |
| 53 ft. 6 in. | Linville Puckett vs. Mississippi State in 1953-54 |
| 48 ft. 2 in. | Red Hagan vs. Marquette in 1937-38 |
| 47 feet | Vernon Hatton vs. Temple [12/7/1957] that tied the score at the end of the first overtime. UK later won the game in three overtimes, 85-83 |

BY A SOPHOMORE

| | | | | |
|----------------------|---------|----|-----|-----|
| 1. Ron Mercer | 1996-97 | 40 | 603 | 297 |
| 2. Jamal Mashburn | 1991-92 | 36 | 492 | 279 |
| 3. Jack Givens | 1975-76 | 30 | 494 | 243 |
| 4. Patrick Patterson | 2008-09 | 34 | 398 | 240 |
| 5. Kevin Grevey | 1972-73 | 28 | 441 | 236 |

BY A JUNIOR

| | | | | |
|-------------------|---------|----|-----|-----|
| 1. Dan Issel | 1968-69 | 28 | 534 | 285 |
| 2. Pat Riley | 1965-66 | 29 | 514 | 265 |
| 3. Cliff Hagan | 1951-52 | 32 | 633 | 264 |
| 4. Jodie Meeks | 2008-09 | 36 | 568 | 263 |
| 5. Jamal Mashburn | 1992-93 | 34 | 526 | 259 |



FIELD GOALS RECORDS

BY A SENIOR

| | | | | |
|-----------------|---------|----|-----|-----|
| 1. Dan Issel | 1969-70 | 28 | 667 | 369 |
| 2. Kevin Grevey | 1974-75 | 31 | 592 | 303 |
| 3. Kenny Walker | 1985-86 | 36 | 447 | 260 |
| 4. Alex Groza | 1948-49 | 34 | 612 | 259 |
| 5. Cotton Nash | 1963-64 | 27 | 588 | 248 |

FIELD GOALS ATTEMPTED

| Player | Season | G | FGM | FGA |
|-----------------|---------|----|-----|-----|
| 1. Dan Issel | 1969-70 | 28 | 369 | 667 |
| 2. Cliff Hagan | 1951-52 | 32 | 264 | 633 |
| 3. Bill Spivey | 1950-51 | 33 | 252 | 632 |
| 4. Bill Spivey | 1949-50 | 30 | 225 | 619 |
| 5. Alex Groza | 1948-49 | 34 | 259 | 612 |
| 6. Ron Mercer | 1996-97 | 40 | 297 | 603 |
| 7. Kevin Grevey | 1974-75 | 31 | 303 | 592 |
| 8. Cotton Nash | 1963-64 | 27 | 248 | 588 |
| 9. Jodie Meeks | 2008-09 | 36 | 263 | 568 |
| 10. Malik Monk | 2016-17 | 38 | 251 | 558 |

BY A FRESHMAN

| | | | | |
|-------------------|---------|----|-----|-----|
| 1. Malik Monk | 2016-17 | 38 | 251 | 558 |
| 2. Jamal Murray | 2015-16 | 36 | 244 | 538 |
| 3. Brandon Knight | 2010-11 | 38 | 217 | 513 |
| 4. Terrence Jones | 2010-11 | 38 | 206 | 466 |
| 5. James Young | 2013-14 | 40 | 174 | 450 |

BY A SOPHOMORE

| | | | | |
|-------------------|---------|----|-----|-----|
| 1. Bill Spivey | 1949-50 | 30 | 225 | 619 |
| 2. Ron Mercer | 1996-97 | 40 | 297 | 603 |
| 3. Jack Givens | 1975-76 | 30 | 243 | 494 |
| 4. Jamal Mashburn | 1991-92 | 36 | 279 | 492 |
| 5. Antoine Walker | 1995-96 | 36 | 228 | 492 |

BY A JUNIOR

| | | | | |
|----------------|---------|----|-----|-----|
| 1. Cliff Hagan | 1951-52 | 32 | 264 | 633 |
| 2. Bill Spivey | 1950-51 | 33 | 252 | 632 |
| 3. Jodie Meeks | 2008-09 | 36 | 263 | 568 |
| 4. Ralph Beard | 1947-48 | 38 | 194 | 536 |
| 5. Dan Issel | 1968-69 | 28 | 285 | 534 |

BY A SENIOR

| | | | | |
|-----------------|---------|----|-----|-----|
| 1. Dan Issel | 1969-70 | 28 | 369 | 667 |
| 2. Alex Groza | 1948-49 | 34 | 259 | 612 |
| 3. Kevin Grevey | 1974-75 | 31 | 303 | 592 |
| 4. Cotton Nash | 1963-64 | 27 | 248 | 588 |
| 5. Bobby Watson | 1951-52 | 32 | 184 | 517 |

FIELD-GOAL PERCENTAGE (MIN. 150 ATTEMPTS)

| Player | Season | FGM | FGA | Pct |
|------------------------|---------|-----|-----|------|
| 1. Marcus Lee | 2015-16 | 102 | 150 | .680 |
| 2. Michael Bradley | 1998-99 | 157 | 239 | .657 |
| 3. Rick Robey | 1977-78 | 167 | 263 | .635 |
| 4. Charles Hurt | 1982-83 | 102 | 162 | .630 |
| 5. Marquis Estill | 2001-02 | 111 | 178 | .624 |
| 6. Anthony Davis | 2011-12 | 210 | 337 | .623 |
| 7. Willie Cauley-Stein | 2012-13 | 105 | 169 | .621 |
| 8. Melvin Turpin | 1982-83 | 192 | 311 | .617 |
| 9. Josh Harrellson | 2010-11 | 127 | 208 | .611 |
| 10. Randolph Morris | 2005-06 | 110 | 181 | .608 |

BY A FRESHMAN

| | | | | |
|------------------|---------|-----|-----|------|
| 1. Anthony Davis | 2011-12 | 210 | 337 | .623 |
|------------------|---------|-----|-----|------|

BY A SOPHOMORE

| | | | | |
|--------------------|---------|-----|-----|------|
| 1. Michael Bradley | 1998-99 | 157 | 239 | .657 |
|--------------------|---------|-----|-----|------|

BY A JUNIOR

| | | | | |
|---------------|---------|-----|-----|------|
| 1. Marcus Lee | 2015-16 | 102 | 150 | .680 |
|---------------|---------|-----|-----|------|

BY A SENIOR

| | | | | |
|---------------|---------|-----|-----|------|
| 1. Rick Robey | 1977-78 | 167 | 263 | .635 |
|---------------|---------|-----|-----|------|

SINGLE-GAME LEADERS

FIELD GOALS MADE

| Player, Opponent (Date) | FGM |
|---|-----|
| 1. Dan Issel at Ole Miss (2/7/1970) | 23 |
| 2. Dan Issel at Alabama (2/23/1970) | 19 |
| Dan Issel at LSU (2/21/1970) | 19 |
| Bob Burrow vs. LSU (1/14/1956) | 19 |
| 5. Malik Monk vs. North Carolina (12/17/2016) | 18 |
| Melvin Turpin vs. Georgia (3/8/1984) | 18 |
| Melvin Turpin at Tennessee (1/31/1984) | 18 |
| Jack Givens vs. Duke (3/27/1978) | 18 |
| Dan Issel at Vanderbilt (3/1/1969) | 18 |
| Louie Dampier at Vanderbilt (2/2/1966) | 18 |

FIELD GOALS ATTEMPTED

| Player, Opponent (Date) | FGA |
|---|-----|
| 1. Bill Spivey vs. Georgia Tech (2/18/1950) | 42 |
| 2. Bill Spivey vs. Xavier (2/13/1951) | 41 |

FIELD-GOAL PERCENTAGE (MIN. 10 ATTEMPTS)

| Player, Opponent (Date) | Pct |
|--|-------|
| 1. Rodney Dent vs. Morehead St. (12/17/1993) [12 of 12] | 1.000 |
| Kenny Walker vs. Western Ky. (3/16/1986) [11 of 11] | 1.000 |
| 3. Jack Givens at Mississippi State (1/31/1977) [11 of 12] | .917 |
| Rick Robey vs. Miami (Ohio) (12/10/1975) [11 of 12] | .917 |
| 5. Anthony Davis vs. Vanderbilt (2/25/2012) [10/11] | .909 |
| Jared Prickett vs. UT Martin (11/26/1994) [10/ff/11] | .909 |
| Travis Ford vs. Wake Forest (3/25/1993) [10 of 11] | .909 |
| LeRon Ellis vs. Austin Peay (12/27/1988) [10 of 11] | .909 |
| Bob Guyette at LSU (1/5/1974) [10 of 11] | .909 |
| 10. Tyler Herro vs. Arkansas (2/26/2019) [9 of 10] | .900 |
| Nick Richards vs. Fort Wayne (11/22/17) [9 of 10] | .900 |
| Anthony Davis at South Carolina (2/4/2012) [9/10] | .900 |
| DeMarcus Cousins vs. Wake Forest (3/20/2010) [9 of 10] | .900 |
| Scott Padgett vs. Western Carolina (2/6/1997) [9 of 10] | .900 |
| Jack Givens vs. Alabama (2/20/1978) [9 of 10] | .900 |
| Mike Phillips vs. LSU (1/14/1978) [9 of 10] | .900 |
| Larry Johnson at Florida (1/24/1976) [9 of 10] | .900 |



YEAR-BY-YEAR FIELD-GOAL PERCENTAGE

| YEAR | PLAYER | CL. | FGM | FGA | PCT. |
|---------|-------------------|-----|-----|-----|------|
| 1946-47 | James Line | Fr. | 86 | 209 | .411 |
| 1947-48 | Alex Groza | Jr. | 200 | 530 | .377 |
| 1948-49 | Alex Groza | Sr. | 259 | 612 | .423 |
| 1949-50 | James Line | Sr. | 155 | 369 | .420 |
| 1950-51 | Bill Spivey | Jr. | 252 | 632 | .399 |
| 1951-52 | Cliff Hagan | Jr. | 264 | 633 | .417 |
| 1953-54 | Cliff Hagan | Sr. | 234 | 514 | .455 |
| 1954-55 | Bob Burrow | Jr. | 198 | 473 | .419 |
| 1955-56 | Vernon Hatton | So. | 123 | 249 | .494 |
| 1956-57 | Vernon Hatton | Jr. | 112 | 255 | .439 |
| 1957-58 | Vernon Hatton | Sr. | 192 | 458 | .419 |
| 1958-59 | Bennie Coffman | Jr. | 110 | 216 | .509 |
| 1959-60 | Billy Ray Lickert | Jr. | 110 | 274 | .401 |
| 1960-61 | Billy Ray Lickert | Sr. | 166 | 395 | .420 |
| 1961-62 | Larry Pursiful | Sr. | 204 | 400 | .510 |
| 1962-63 | Don Rolfes | So. | 68 | 134 | .507 |
| 1963-64 | Larry Conley | So. | 114 | 231 | .493 |
| 1964-65 | Louie Dampier | So. | 171 | 334 | .512 |
| 1965-66 | Louie Dampier | Jr. | 249 | 482 | .516 |
| 1966-67 | Cliff Berger | Jr. | 98 | 176 | .556 |
| 1967-68 | Mike Casey | So. | 231 | 474 | .489 |
| 1968-69 | Mike Pratt | Jr. | 173 | 321 | .539 |
| 1969-70 | Dan Issel | Sr. | 369 | 667 | .553 |
| 1970-71 | Kent Hollenbeck | Jr. | 113 | 212 | .533 |
| 1971-72 | Jim Andrews | Jr. | 236 | 409 | .577 |
| 1972-73 | Jim Andrews | Sr. | 243 | 434 | .560 |
| 1973-74 | Bob Guyette | Jr. | 138 | 248 | .557 |
| 1974-75 | Rick Robey | Fr. | 135 | 248 | .544 |
| 1975-76 | Mike Phillips | So. | 199 | 367 | .542 |
| 1976-77 | Rick Robey | Jr. | 158 | 276 | .573 |
| 1977-78 | Rick Robey | Sr. | 167 | 263 | .635 |
| 1978-79 | LaVon Williams | Jr. | 119 | 219 | .543 |
| 1979-80 | Sam Bowie | Fr. | 165 | 311 | .531 |
| 1980-81 | Dirk Minniefield | So. | 118 | 213 | .554 |
| 1981-82 | Melvin Turpin | So. | 160 | 275 | .582 |
| 1982-83 | Charles Hurt | Sr. | 102 | 162 | .630 |
| 1983-84 | Melvin Turpin | Sr. | 224 | 378 | .593 |
| 1984-85 | Kenny Walker | Jr. | 246 | 440 | .559 |
| 1985-86 | Kenny Walker | Sr. | 260 | 447 | .582 |
| 1986-87 | Rob Lock | Jr. | 91 | 161 | .565 |
| 1987-88 | Rob Lock | Sr. | 123 | 219 | .562 |
| 1988-89 | LeRon Ellis | So. | 200 | 385 | .519 |
| 1989-90 | Reggie Hanson | Jr. | 165 | 332 | .497 |
| 1990-91 | Deron Feldhaus | Jr. | 106 | 203 | .522 |
| 1991-92 | Jamal Mashburn | So. | 279 | 492 | .567 |
| 1992-93 | Travis Ford | Jr. | 129 | 245 | .527 |
| 1993-94 | Andre Riddick | Jr. | 117 | 207 | .565 |
| 1994-95 | Andre Riddick | Sr. | 68 | 123 | .553 |
| 1995-96 | Walter McCarty | Sr. | 152 | 280 | .543 |
| 1996-97 | Jared Prickett | Sr. | 116 | 211 | .550 |
| 1997-98 | Nazr Mohammed | Jr. | 190 | 318 | .597 |
| 1998-99 | Michael Bradley | So. | 157 | 239 | .657 |

| YEAR | PLAYER | CL. | FGM | FGA | PCT. |
|---------|---------------------|-----|-----|-----|------|
| 1999-00 | Jamaal Magloire | Sr. | 148 | 296 | .500 |
| 2000-01 | Marquis Estill | So. | 85 | 141 | .603 |
| 2001-02 | Marquis Estill | Jr. | 111 | 178 | .624 |
| 2002-03 | Marquis Estill | Sr. | 169 | 288 | .587 |
| 2003-04 | Erik Daniels | Sr. | 201 | 346 | .581 |
| 2004-05 | Randolph Morris | Fr. | 105 | 199 | .528 |
| 2005-06 | Randolph Morris | So. | 110 | 181 | .608 |
| 2006-07 | Randolph Morris | Jr. | 202 | 341 | .592 |
| 2007-08 | Perry Stevenson | So. | 69 | 120 | .575 |
| 2008-09 | Patrick Patterson | So. | 240 | 398 | .603 |
| 2009-10 | Patrick Patterson | Jr. | 215 | 374 | .575 |
| 2010-11 | Josh Harrellson | Sr. | 127 | 208 | .611 |
| 2011-12 | Anthony Davis | Fr. | 210 | 337 | .623 |
| 2012-13 | Willie Cauley-Stein | Fr. | 105 | 169 | .621 |
| 2013-14 | Willie Cauley-Stein | So. | 106 | 178 | .596 |
| 2014-15 | Willie Cauley-Stein | Jr. | 135 | 236 | .572 |
| 2015-16 | Marcus Lee | Jr. | 102 | 150 | .680 |
| 2016-17 | Bam Adebayo | Fr. | 170 | 284 | .599 |
| 2017-18 | PJ Washington | Fr. | 135 | 260 | .519 |
| 2018-19 | Reid Travis | Gr. | 124 | 231 | .537 |

Minimum 130 field goals attempted



FREE THROWS RECORDS

CAREER LEADERS

FREE THROWS MADE

| Player | Seasons | G | FTA | FTM |
|--------------------|-------------|-----|-----|-----|
| 1. Kenny Walker | 1983-86 | 132 | 733 | 550 |
| 2. Dan Issel | 1968-70 | 83 | 661 | 488 |
| 3. Cotton Nash | 1962-64 | 78 | 652 | 480 |
| 4. Ed Davender | 1985-88 | 129 | 553 | 438 |
| 5. Alex Groza | 1947-49 | 120 | 548 | 410 |
| 6. Winston Bennett | 1984-86, 88 | 133 | 516 | 368 |
| 7. Rodrick Rhodes | 1993-95 | 99 | 480 | 365 |
| 8. Jack Givens | 1975-78 | 132 | 441 | 352 |
| 9. Frank Ramsey | 1951-52, 54 | 91 | 518 | 346 |
| 10. Jamal Mashburn | 1991-93 | 98 | 495 | 345 |

FREE THROWS ATTEMPTED

| Player | Seasons | G | FTM | FTA |
|--------------------|-------------|-----|-----|-----|
| 1. Kenny Walker | 1983-86 | 132 | 550 | 733 |
| 2. Dan Issel | 1968-70 | 83 | 488 | 661 |
| 3. Cotton Nash | 1962-64 | 78 | 480 | 652 |
| 4. Alex Groza | 1947-49 | 120 | 410 | 548 |
| 5. Ed Davender | 1985-88 | 129 | 438 | 553 |
| 6. Frank Ramsey | 1951-52, 54 | 91 | 346 | 518 |
| 7. Winston Bennett | 1984-86, 88 | 133 | 368 | 516 |
| 8. Jamal Mashburn | 1991-93 | 98 | 345 | 495 |
| 9. Ralph Beard | 1946-49 | 139 | 305 | 489 |
| 10. Cliff Hagan | 1951-52, 54 | 77 | 341 | 487 |

FREE-THROW PERCENTAGE (MIN. 200 ATTEMPTS)

| Player | Seasons | FTM | FTA | Pct |
|--------------------|---------|-----|-----|------|
| 1. Jodie Meeks | 2007-09 | 299 | 336 | .890 |
| Kyle Macy | 1978-80 | 331 | 372 | .890 |
| 3. Travis Ford | 1993-94 | 239 | 271 | .882 |
| 4. Jim Master | 1981-84 | 259 | 305 | .849 |
| 5. Tyler Ulis | 2014-16 | 209 | 247 | .846 |
| 6. Richie Farmer | 1989-92 | 207 | 247 | .838 |
| 7. Louie Dampier | 1965-67 | 297 | 356 | .834 |
| 8. Anthony Epps | 1994-97 | 208 | 254 | .819 |
| 9. Darius Miller | 2008-12 | 185 | 227 | .815 |
| 10. Larry Pursiful | 1960-62 | 214 | 263 | .814 |

SINGLE-SEASON LEADERS

FREE THROWS MADE

| Player | Season | G | FTA | FTM |
|------------------|---------|----|-----|-----|
| 1. Kenny Walker | 1984-85 | 31 | 284 | 218 |
| 2. Jodie Meeks | 2008-09 | 36 | 234 | 211 |
| 3. Dan Issel | 1969-70 | 28 | 275 | 210 |
| 4. Julius Randle | 2013-14 | 40 | 289 | 204 |
| 5. Kenny Walker | 1985-86 | 36 | 263 | 201 |
| 6. Alex Groza | 1948-49 | 34 | 248 | 180 |
| 7. Dan Issel | 1968-69 | 28 | 232 | 176 |
| 8. John Wall | 2009-10 | 37 | 232 | 175 |
| 9. Tyler Ulis | 2015-16 | 35 | 195 | 167 |
| Rodrick Rhodes | 1993-94 | 33 | 215 | 167 |

FREE THROWS ATTEMPTED

| Player | Season | G | FTM | FTA |
|---------------------|---------|----|-----|-----|
| 1. Julius Randle | 2013-14 | 40 | 204 | 289 |
| 2. Kenny Walker | 1984-85 | 31 | 218 | 284 |
| 3. Dan Issel | 1969-70 | 28 | 210 | 275 |
| 4. DeMarcus Cousins | 2009-10 | 38 | 162 | 268 |
| 5. Kenny Walker | 1985-86 | 36 | 201 | 263 |

TEAM RECORDS

FREE THROWS MADE

| | | |
|--------|-----|--------------------------|
| Game | 46 | at Vanderbilt (1/7/1963) |
| Season | 781 | 2013-14 |

MOST FREE THROWS ATTEMPTED

| | | |
|--------|-------|-----------------------------------|
| Game | 56 | vs. Mississippi State (2/12/1979) |
| Season | 1,146 | 2013-14 |

HIGHEST FREE-THROW PERCENTAGE

Game (min. 10 attempts)

| | |
|-------|---|
| 1.000 | vs. Mississippi State (2/8/1983) [19 of 19] |
| | vs. Duke (3/3/1930) [19 of 19] |
| | vs. Austin Peay (12/19/2009) [18 of 18] |
| | at Ole Miss (1/28/1989) [13 of 13] |
| | vs. Georgia (3/13/1988) [12 of 12] |
| | vs. Florida (2/7/2012) [11 of 11] |
| | vs. Auburn (2/27/1983) [11 of 11] |
| | at Vanderbilt (3/2/1974) [11 of 11] |
| | vs. Alabama (2/1/1934) [11 of 11] |
| | at Alabama (1/18/1989) [10 of 10] |

FEWEST FREE THROWS ATTEMPTED

| | | |
|------|------------------------|-------------------------|
| Game | | |
| 1 | vs. Auburn (3/10/1984) | at Tennessee (1/5/1980) |
| | vs. Georgia (2/8/1975) | |

INDIVIDUAL RECORDS

FREE THROWS MADE

| | | |
|--------|-----|---|
| Game | 18 | Dwight Anderson vs. Mississippi State (1/15/1979) |
| Season | 218 | Kenny Walker (1984-85) |
| Career | 550 | Kenny Walker (1983-86) |

FREE THROWS ATTEMPTED

| | | |
|--------|-----|-------------------------------------|
| Game | 24 | Cliff Hagan vs. Temple (12/18/1954) |
| Season | 289 | Julius Randle (2013-14) |
| Career | 733 | Kenny Walker (1983-86) |

HIGHEST FREE-THROW PERCENTAGE

Game (min. 10 att.)

| | |
|-------|---|
| 1.000 | (35 times), most by Louie Dampier vs. Oregon State (12/22/1966); last by Jamal Murray vs. Wright State (11/20/2015) [10-10] |
|-------|---|

Game (min. 15 att.)

| | |
|------|--|
| .944 | Cliff Hagan vs. Ole Miss (1/2/1952) [17 of 18] |
|------|--|

Season (min. 50 att.)

| | |
|------|----------------------------------|
| .935 | Tyler Herro (2018-19) [87 of 93] |
|------|----------------------------------|

Career (min. 200 att.)

| | |
|------|------------------------------------|
| .890 | Jodie Meeks (2007-09) [299 of 336] |
| | Kyle Macy (1978-80) [331 of 372] |



| | | | | | |
|-----|-------------|---------|----|-----|-----|
| 6. | Alex Groza | 1948-49 | 34 | 180 | 248 |
| 7. | Bam Adebayo | 2016-17 | 38 | 154 | 236 |
| | Cotton Nash | 1962-63 | 25 | 162 | 236 |
| 9. | Cliff Hagan | 1951-52 | 32 | 164 | 235 |
| 10. | Jodie Meeks | 2008-09 | 36 | 211 | 234 |

| | |
|---|-------|
| Louie Dampier vs. Oregon State (12/22/1966) [14 of 14] | 1.000 |
| Louie Dampier vs. Florida (1/30/1965) [13 of 13] | 1.000 |
| Cotton Nash vs. Notre Dame (12/29/1962) [12 of 12] | 1.000 |
| Larry Pursiful vs. Kansas State (12/23/1961) [12 of 12] | 1.000 |
| Johnny Cox vs. Maryland (12/15/1956) [12 of 12] | 1.000 |
| Phil Grawemeyer vs. Florida (2/3/1955) [12 of 12] | 1.000 |

FREE-THROW PERCENTAGE (MIN. 50 ATTEMPTS)

| | Player | Season | FTM | FTA | Pct |
|----|-----------------|--------|-----|-----|------|
| 1. | Tyler Herro | 2019 | 87 | 93 | .935 |
| 2. | Travis Ford | 1994 | 103 | 113 | .912 |
| | Kyle Macy | 1980 | 104 | 114 | .912 |
| 4. | Jodie Meeks | 2009 | 211 | 234 | .902 |
| 5. | Jodie Meeks | 2007 | 61 | 68 | .897 |
| 6. | Jim Master | 1982 | 95 | 106 | .896 |
| 7. | Kyle Macy | 1978 | 115 | 129 | .892 |
| 8. | Gimel Martinez | 1992 | 68 | 77 | .883 |
| 9. | Kent Hollenbeck | 1971 | 82 | 93 | .882 |
| | Bennie Coffman | 1960 | 67 | 76 | .882 |

CONSECUTIVE FREE THROWS MADE

| | Player (Seasons) | FT |
|----|----------------------------------|----|
| 1. | Travis Ford (1992-93 to 1993-94) | 50 |
| 2. | Jim Master (1981-82) | 40 |
| 3. | Tyler Herro (2018-19) | 38 |
| 4. | Jodie Meeks (2008-09) | 36 |
| 5. | Ed Davender (1987-88) | 33 |

SINGLE-GAME LEADERS**FREE THROWS MADE**

| | Player, Opponent (Date) | FTM |
|-----|---|-----|
| 1. | Dwight Anderson vs. Mississippi State (2/12/1979) | 18 |
| 2. | Cotton Nash at Vanderbilt (1/8/1962) | 17 |
| | Roger Newman vs. Ohio State (3/18/1961) | 17 |
| | Cliff Hagan vs. Temple (12/5/1953) | 17 |
| | Cliff Hagan vs. Ole Miss (1/3/1952) | 17 |
| 6. | Rodrick Rhodes vs. Ole Miss (1/18/1995) | 16 |
| | Jamal Mashburn vs. Eastern Kentucky (12/8/1992) | 16 |
| | Kenny Walker vs. Alabama (3/8/1986) | 16 |
| | Scotty Baesler at Vanderbilt (1/7/1963) | 16 |
| 10. | Nine players (last Tyler Ulis at Arkansas, 1/21/16) | 14 |

FREE THROWS ATTEMPTED

| | Player, Opponent (Date) | FTA |
|----|---|-----|
| 1. | Cliff Hagan vs. Temple (12/5/1953) | 24 |
| 2. | Dwight Anderson vs. Mississippi State (2/12/1979) | 23 |
| 3. | Roger Newman vs. Ohio State (3/18/1961) | 22 |
| 4. | Alex Groza vs. Tulane (3/5/1949) | 21 |
| 5. | PJ Washington vs. Kansas State (3/22/18) | 20 |
| | Heshimu Evans vs. Ole Miss (3/5/1999) | 20 |
| | Rodrick Rhodes vs. Ole Miss (1/18/1995) | 20 |
| | Kenny Walker vs. Kansas (12/31/1984) | 20 |
| | Jim Andrews vs. Kentucky (1/10/1972) | 20 |
| | Dan Issel vs. Notre Dame (12/27/1969) | 20 |
| | Dan Issel vs. Navy (12/19/1969) | 20 |

FREE-THROW PERCENTAGE (MIN. 12 ATTEMPTS)

| | Player, Opponent (Date) | Pct |
|----|---|-------|
| 1. | Jodie Meeks at Tennessee (1/13/2009) [14 of 14] | 1.000 |
| | Jodie Meeks vs. West Virginia (11/29/2008) [12 of 12] | 1.000 |
| | Ramel Bradley vs. Gardner-Webb (11/7/2007) [14 of 14] | 1.000 |
| | Travis Ford vs. Ohio State (12/22/1993) [13 of 13] | 1.000 |
| | Kyle Macy vs. Vanderbilt (1/19/1980) [12 of 12] | 1.000 |
| | Rick Robey vs. Vanderbilt (3/1/1975) [12 of 12] | 1.000 |
| | Kevin Grevey at Georgia (2/19/1973) [12 of 12] | 1.000 |
| | Dan Issel vs. Miami, Ohio (3/15/1969) [12 of 12] | 1.000 |

YEAR-BY-YEAR FREE-THROW PERCENTAGE

| YEAR | PLAYER | CL. | FT | FTA | PCT. |
|---------|------------------|-----|-----|-----|------|
| 1945-46 | Wilbur Schu | Sr. | 58 | 82 | .707 |
| 1946-47 | Kenneth Rollins | Jr. | 86 | 107 | .803 |
| 1947-48 | Kenneth Rollins | Jr. | 67 | 92 | .728 |
| 1948-49 | Alex Groza | Sr. | 180 | 248 | .725 |
| 1949-50 | Bill Spivey | So. | 128 | 176 | .727 |
| 1950-51 | Shelby Linville | Jr. | 53 | 70 | .757 |
| 1951-52 | Cliff Hagan | Jr. | 164 | 235 | .697 |
| 1953-54 | Bill Evans | Jr. | 49 | 63 | .778 |
| 1954-55 | Bill Evans | Sr. | 81 | 109 | .743 |
| 1955-56 | Bob Burrow | Sr. | 114 | 171 | .667 |
| | Vernon Hatton | So. | 100 | 150 | .667 |
| 1956-57 | Johnny Cox | So. | 138 | 180 | .766 |
| 1957-58 | Vernon Hatton | Sr. | 112 | 144 | .777 |
| 1958-59 | Don Mills | Jr. | 101 | 122 | .827 |
| 1959-60 | Bennie Coffman | Sr. | 67 | 76 | .882 |
| 1960-61 | Larry Pursiful | Jr. | 99 | 118 | .838 |
| 1961-62 | Larry Pursiful | Sr. | 89 | 109 | .816 |
| 1962-63 | Scotty Baesler | Sr. | 59 | 69 | .855 |
| 1963-64 | Terry Mobley | Jr. | 43 | 56 | .767 |
| 1964-65 | Louie Dampier | So. | 84 | 100 | .840 |
| 1965-66 | Tommy Kron | Sr. | 57 | 67 | .851 |
| 1966-67 | Louie Dampier | Sr. | 99 | 119 | .831 |
| 1967-68 | Mike Casey | So. | 79 | 96 | .823 |
| 1968-69 | Dan Issel | Jr. | 176 | 232 | .759 |
| 1969-70 | Dan Issel | Sr. | 210 | 275 | .764 |
| 1970-71 | Kent Hollenbeck | Jr. | 82 | 93 | .882 |
| 1971-72 | Ronnie Lyons | So. | 70 | 80 | .875 |
| 1972-73 | Mike Flynn | So. | 55 | 75 | .733 |
| 1973-74 | Kevin Grevey | Jr. | 83 | 100 | .830 |
| 1974-75 | Rick Robey | Fr. | 51 | 63 | .810 |
| 1975-76 | Jack Givens | So. | 116 | 140 | .829 |
| 1976-77 | Jack Givens | Jr. | 94 | 113 | .832 |
| 1977-78 | Kyle Macy | So. | 115 | 129 | .892 |
| 1978-79 | Kyle Macy | Jr. | 112 | 129 | .868 |
| 1979-80 | Kyle Macy | Sr. | 104 | 114 | .912 |
| 1980-81 | Dirk Minniefield | So. | 55 | 63 | .873 |
| 1981-82 | Jim Master | So. | 95 | 106 | .896 |
| 1982-83 | Derrick Hord | Sr. | 65 | 79 | .823 |
| 1983-84 | Jim Master | Sr. | 60 | 74 | .811 |
| 1984-85 | Kenny Walker | Jr. | 218 | 284 | .768 |
| 1985-86 | Ed Davender | So. | 104 | 131 | .794 |
| 1986-87 | Ed Davender | Jr. | 107 | 145 | .738 |
| 1987-88 | Ed Davender | Sr. | 149 | 171 | .871 |
| 1988-89 | Reggie Hanson | So. | 57 | 76 | .750 |
| 1989-90 | Richie Farmer | So. | 50 | 59 | .847 |
| 1990-91 | Richie Farmer | Jr. | 64 | 76 | .842 |
| 1991-92 | Gimel Martinez | So. | 68 | 77 | .883 |
| 1992-93 | Travis Ford | Jr. | 104 | 118 | .881 |
| 1993-94 | Travis Ford | Sr. | 103 | 113 | .912 |
| 1994-95 | Anthony Epps | So. | 58 | 80 | .850 |
| 1995-96 | Tony Delk | Sr. | 88 | 110 | .800 |
| 1996-97 | Anthony Epps | Sr. | 75 | 90 | .833 |

| YEAR | PLAYER | CL. | FT | FTA | PCT. |
|---------|-------------------------|-----|-----|-----|------|
| 1997-98 | Scott Padgett | Jr. | 87 | 102 | .853 |
| 1998-99 | Heshimu Evans | Sr. | 94 | 128 | .734 |
| 1999-00 | Desmond Allison | So. | 53 | 68 | .779 |
| 2000-01 | Tayshaun Prince | Jr. | 97 | 115 | .843 |
| 2001-02 | Chuck Hayes | Fr. | 48 | 65 | .738 |
| 2002-03 | Chuck Hayes | So. | 82 | 104 | .788 |
| 2003-04 | Kelenna Azubuike | So. | 58 | 76 | .763 |
| 2004-05 | Chuck Hayes | Sr. | 81 | 111 | .730 |
| 2005-06 | Ramel Bradley | So. | 46 | 59 | .780 |
| 2006-07 | Jodie Meeks | Fr. | 61 | 68 | .897 |
| 2007-08 | Ramel Bradley | Sr. | 142 | 171 | .830 |
| 2008-09 | Jodie Meeks | Jr. | 211 | 234 | .902 |
| 2009-10 | John Wall | Fr. | 175 | 232 | .754 |
| 2010-11 | Darius Miller | Jr. | 58 | 68 | .853 |
| 2011-12 | Doron Lamb | So. | 123 | 149 | .826 |
| 2012-13 | Julius Mays | Sr. | 55 | 65 | .846 |
| 2013-14 | Aaron Harrison | Fr. | 139 | 176 | .790 |
| 2014-15 | Devin Booker | Fr. | 53 | 64 | .828 |
| 2015-16 | Tyler Ulis | So. | 167 | 195 | .856 |
| 2016-17 | Dominique Hawkins | Sr. | 44 | 53 | .830 |
| 2017-18 | Shai Gilgeous-Alexander | Fr. | 143 | 175 | .817 |
| 2018-19 | Tyler Herro | Fr. | 87 | 93 | .935 |

Minimum 50 free throws attempted



3-POINT FIELD GOALS RECORDS

CAREER LEADERS

3-POINT FIELD GOALS MADE

| Player | Seasons | Pct | 3FGA | 3FG |
|--------------------|---------|------|------|-----|
| 1. Tony Delk | 1993-96 | .398 | 712 | 283 |
| 2. Keith Bogans | 2000-03 | .342 | 743 | 254 |
| 3. Tayshaun Prince | 1999-02 | .329 | 621 | 204 |
| 4. Gerald Fitch | 2001-04 | .396 | 502 | 199 |
| 5. Derrick Miller | 1986-90 | .358 | 533 | 191 |
| 6. Travis Ford | 1992-94 | .445 | 427 | 190 |
| 7. Joe Crawford | 2004-08 | .350 | 532 | 186 |
| 8. Jodie Meeks | 2007-09 | .386 | 459 | 177 |
| Ramel Bradley | 2004-08 | .355 | 499 | 177 |
| 10. Darius Miller | 2008-12 | .379 | 462 | 175 |

3-POINT FIELD GOALS ATTEMPTED

| Player | Seasons | Pct | 3FG | 3FGA |
|--------------------|---------|------|-----|------|
| 1. Keith Bogans | 2000-03 | .342 | 254 | 743 |
| 2. Tony Delk | 1993-96 | .398 | 283 | 712 |
| 3. Tayshaun Prince | 1999-02 | .329 | 204 | 621 |
| 4. Derrick Miller | 1986-90 | .358 | 191 | 533 |
| 5. Joe Crawford | 2004-08 | .350 | 186 | 532 |
| 6. Gerald Fitch | 2001-04 | .396 | 199 | 502 |
| 7. Ramel Bradley | 2004-08 | .355 | 177 | 499 |
| 8. Darius Miller | 2008-12 | .379 | 175 | 462 |
| 9. Jodie Meeks | 2007-09 | .386 | 177 | 459 |
| 10. John Pelphrey | 1989-92 | .370 | 160 | 433 |

3-POINT FIELD GOALS PERCENTAGE (MIN. 150 ATTEMPTS)

| Player | Seasons | 3FG | 3FGA | Pct |
|-------------------|---------|-----|------|-------|
| 1. Doron Lamb | 2010-12 | 144 | 303 | .4752 |
| 2. Cameron Mills | 1995-98 | 81 | 171 | .4737 |
| 3. Jamal Murray | 2015-16 | 113 | 277 | .4079 |
| 4. Walter McCarty | 1994-96 | 75 | 187 | .4011 |
| 5. Travis Ford | 1992-94 | 190 | 427 | .4450 |
| 6. Rex Chapman | 1987-88 | 134 | 335 | .4000 |
| 7. Derek Anderson | 1994-96 | 61 | 153 | .3987 |
| 8. Derek Willis | 2014-17 | 108 | 271 | .3985 |
| 9. Tony Delk | 1993-96 | 283 | 712 | .3975 |
| 10. Malik Monk | 2016-17 | 104 | 262 | .3969 |

SINGLE-SEASON LEADERS

3-POINT FIELD GOALS MADE

| Player | Season | Pct | 3FGA | 3FG |
|-------------------|---------|------|------|-----|
| 1. Jodie Meeks | 2008-09 | .406 | 288 | 117 |
| 2. Jamal Murray | 2015-16 | .408 | 277 | 113 |
| 3. Malik Monk | 2016-17 | .397 | 262 | 104 |
| 4. Travis Ford | 1992-93 | .529 | 191 | 101 |
| 5. Derrick Miller | 1989-90 | .332 | 298 | 99 |
| 6. Tony Delk | 1993-94 | .374 | 254 | 95 |
| 7. Tony Delk | 1995-96 | .443 | 210 | 93 |
| 8. Brandon Knight | 2010-11 | .377 | 231 | 87 |
| 9. James Young | 2013-14 | .349 | 235 | 82 |
| Patrick Sparks | 2004-05 | .376 | 218 | 82 |
| 11. Keith Bogans | 2002-03 | .383 | 209 | 80 |
| 12. Gerald Fitch | 2003-04 | .401 | 197 | 79 |
| 13. Tony Delk | 1994-95 | .391 | 197 | 77 |
| 14. Doron Lamb | 2011-12 | .466 | 163 | 76 |
| 15. Keith Bogans | 2000-01 | .361 | 205 | 74 |
| 16. Jeff Sheppard | 1997-98 | .376 | 189 | 71 |
| 17. Ramel Bradley | 2006-07 | .367 | 188 | 69 |
| Patrick Sparks | 2005-06 | .385 | 179 | 69 |

TEAM RECORDS

MOST 3-POINT FIELD GOALS MADE

| | | |
|--------|-----|--|
| Game | 21 | North Carolina (12-27-1989) [21 of 48] |
| Season | 340 | 1992-93 [340 of 862 in 34 games] |

MOST 3-POINT FIELD GOALS ATTEMPTED

| | | |
|--------|-----|---|
| Game | 53 | vs. UL Lafayette (12/23/1989) [15 of 53] |
| Season | 888 | 1991-92 [317 of 888 in 36 games] |

HIGHEST 3-POINT FIELD-GOAL PERCENTAGE

| | | |
|---------------------|------|--|
| Game (min. 10 made) | .667 | vs. Alabama (3/10/2018) [12 of 18] |
| | | vs. Wake Forest (3/25/1993) [16 of 24] |

Game (min. 20 made)

| | |
|------|-------------------------------|
| .571 | vs. LSU (3-4-1995) [20 of 35] |
|------|-------------------------------|

Season

| | |
|------|----------------------------------|
| .397 | 1995-96 [266 of 670 in 36 games] |
|------|----------------------------------|

INDIVIDUAL RECORDS

MOST 3-POINT FIELD GOALS MADE

| Half | |
|------|--|
| 7 | Jamal Murray vs. Ohio State (12/19/2015) Jodie Meeks at Tennessee (1/3/2009) Tayshaun Prince vs. North Carolina (12/8/2001) Derrick Miller vs. Kansas (12/9/1989) |

Game

| | |
|----|--|
| 10 | Jodie Meeks at Tennessee (1/3/2009) [10 of 15] |
|----|--|

Season

| | |
|-----|------------------------------------|
| 117 | Jodie Meeks (2008-09) [117 of 288] |
|-----|------------------------------------|

Career

| | |
|-----|----------------------------------|
| 283 | Tony Delk (1993-96) [283 of 712] |
|-----|----------------------------------|

MOST 3-POINT FIELD GOALS ATTEMPTED

| | | |
|--------|-----|--|
| Game | 19 | Derrick Miller vs. Kansas (12-8-1990) [8 of 19] |
| Season | 289 | Derrick Miller (1989-90) [99 of 289] |
| Career | 712 | Tony Delk (1993-96) [283 of 712] |

HIGHEST 3-POINT FIELD-GOAL PERCENTAGE

| | | |
|--------------------|-------|--|
| Game (min. 5 att.) | 1.000 | Wenyen Gabriel vs. Alabama (3/10/2018) [7 of 7] |
| | | Ramel Bradley vs. South Carolina (1/26/2008) [5 of 5] |
| | | Keith Bogans vs. Tulane (12/10/2002) [5 of 5] |
| | | Tayshaun Prince vs. South Carolina (2/3/2001) [5 of 5] |
| | | Jamal Mashburn vs. Wake Forest (3/25/1993) [5 of 5] |

Season (min. 75 att.):

| | |
|------|------------------------------------|
| .532 | Cameron Mills (1996-97) [42 of 79] |
|------|------------------------------------|

Season (min. 100 att.):

| | |
|------|------------------------------------|
| .529 | Travis Ford (1992-93) [101 of 191] |
|------|------------------------------------|

Career (min. 150 att.):

| | |
|------|-------------------------------------|
| .474 | Cameron Mills (1995-98) [81 of 171] |
|------|-------------------------------------|



3-POINT FIELD GOALS RECORDS

| | | | | |
|----------------|---------|------|-----|----|
| Anthony Epps | 1996-97 | .388 | 178 | 69 |
| 20. Doron Lamb | 2010-11 | .486 | 140 | 68 |
| Rex Chapman | 1986-87 | .386 | 176 | 68 |

3-POINT FIELD GOALS ATTEMPTED

| Player | Season | Pct | 3FG | 3FGA |
|---------------------|---------|------|-----|------|
| 1. Derrick Miller | 1989-90 | .332 | 99 | 298 |
| 2. Jodie Meeks | 2008-09 | .406 | 117 | 288 |
| 3. Jamal Murray | 2015-16 | .408 | 113 | 277 |
| 4. Malik Monk | 2016-17 | .397 | 104 | 262 |
| 5. Tony Delk | 1993-94 | .374 | 95 | 254 |
| 6. James Young | 2013-14 | .349 | 82 | 235 |
| 7. Brandon Knight | 2010-11 | .377 | 87 | 231 |
| 8. Patrick Sparks | 2004-05 | .376 | 82 | 218 |
| 9. Tony Delk | 1995-96 | .443 | 93 | 210 |
| 10. Keith Bogans | 2002-03 | .383 | 80 | 209 |
| 11. Keith Bogans | 2000-01 | .361 | 74 | 205 |
| 12. Gerald Fitch | 2003-04 | .401 | 79 | 197 |
| 13. Tony Delk | 1994-95 | .391 | 77 | 197 |
| 14. Tayshaun Prince | 2001-02 | .340 | 65 | 191 |
| Travis Ford | 1992-93 | .529 | 101 | 191 |
| 16. Jeff Sheppard | 1997-98 | .376 | 71 | 189 |
| 17. Ramel Bradley | 2006-07 | .367 | 69 | 188 |
| Dale Brown | 1992-93 | .340 | 64 | 188 |
| 19. Aaron Harrison | 2014-15 | .316 | 59 | 187 |
| 20. Joe Crawford | 2006-07 | .350 | 63 | 180 |
| Jamal Mashburn | 1992-93 | .439 | 66 | 180 |

HIGHEST 3-POINT FIELD-GOAL PERCENTAGE (MIN. 100 ATT.)

| Player | Season | 3FG | 3FGA | Pct |
|-------------------|---------|-----|------|------|
| 1. Travis Ford | 1992-93 | 101 | 191 | .529 |
| 2. Doron Lamb | 2010-11 | 68 | 140 | .486 |
| 3. Doron Lamb | 2011-12 | 76 | 163 | .466 |
| 4. Darius Miller | 2010-11 | 58 | 131 | .443 |
| Tony Delk | 1995-96 | 93 | 210 | .443 |
| 6. Derek Willis | 2015-16 | 53 | 120 | .442 |
| 7. Jamal Mashburn | 1991-92 | 58 | 132 | .439 |
| 8. Rex Chapman | 1987-88 | 66 | 159 | .415 |
| 9. Devin Booker | 2014-15 | 58 | 141 | .411 |
| Jeff Brassow | 1993-94 | 46 | 112 | .411 |

SINGLE-GAME LEADERS

3-POINT FIELD GOALS MADE

| Player, Opponent (Date) | 3FGA | 3FG |
|--|------|-----|
| 1. Jodie Meeks, at Tennessee (1/13/2009) | 15 | 10 |
| 2. Eric Bledsoe, East Tennessee St (3/18/2010) | 11 | 9 |
| Jodie Meeks, Appalachian St. (12/20/2008) | 14 | 9 |
| Tony Delk, TCU (1/20/1996) | 12 | 9 |
| 4. Malik Monk, North Carolina (12/17/2017) | 12 | 8 |
| Jamal Murray, Florida (2/6/2016) | 10 | 8 |
| Cameron Mills, Florida (2/1/1998) | 14 | 8 |
| Derrick Miller, Tennessee (1/20/1990) | 13 | 8 |
| Derrick Miller, North Carolina (12/27/1989) | 16 | 8 |
| Derrick Miller, Kansas (12/9/1989) | 19 | 8 |

3-POINT FIELD GOALS ATTEMPTED

| Player, Opponent (Date) | 3FGM | 3FGA |
|---|------|------|
| 1. Derrick Miller, Kansas (12/9/1989) | 8 | 19 |
| 2. Derrick Miller, Tennessee Tech (12/6/1989) | 7 | 18 |
| 3. Derrick Miller, LSU (2/15/1990) | 7 | 16 |
| Derrick Miller, North Carolina (12/27/1989) | 7 | 16 |
| Derrick Miller, UL Lafayette (12/23/1989) | 7 | 16 |
| 6. Jodie Meeks, at Tennessee (1/13/2009) | 10 | 15 |
| Jodie Meeks, Tennessee State (12/22/2009) | 8 | 15 |
| Jamal Mashburn, South Carolina (1/4/1992) | 5 | 15 |
| Derrick Miller, Vanderbilt (2/7/1990) | 6 | 15 |
| Derrick Miller, Ole Miss (1/27/1990) | 4 | 15 |

CONSECUTIVE GAMES WITH 3-POINT FIELD GOAL

| Player | Streak |
|-----------------|----------------------------------|
| 1. Jamal Murray | 36 (36 in 2015-16) |
| 2. Tony Delk | 34 (32 in 1993-94, 2 in 1994-95) |
| 3. Travis Ford | 32 (27 in 1992-93, 5 in 1993-94) |
| 4. Keith Bogans | 29 (3 in 2001-02, 27 in 2002-03) |
| 5. Jodie Meeks | 27 (1 in 2007-08, 26 in 2008-09) |

YEAR-BY-YEAR 3-POINT FIELD GOALS MADE

| YEAR | PLAYER | CL. | 3FG | 3FGA | PCT. |
|---------|-----------------|-----|-----|------|------|
| 1986-87 | Derrick Miller | Fr. | 35 | 81 | .432 |
| 1987-88 | Rex Chapman | So. | 66 | 159 | .415 |
| 1988-89 | Derrick Miller | Jr. | 54 | 139 | .388 |
| 1989-90 | John Pelphrey | So. | 44 | 120 | .367 |
| 1990-91 | John Pelphrey | Jr. | 62 | 164 | .378 |
| 1991-92 | Jamal Mashburn | So. | 58 | 132 | .439 |
| 1992-93 | Travis Ford | Jr. | 101 | 191 | .529 |
| 1993-94 | Jeff Brassow | Sr. | 46 | 112 | .411 |
| 1994-95 | Tony Delk | Jr. | 77 | 197 | .391 |
| 1995-96 | Tony Delk | Sr. | 93 | 210 | .443 |
| 1996-97 | Cameron Mills | Jr. | 42 | 79 | .532 |
| 1997-98 | Cameron Mills | Sr. | 38 | 87 | .437 |
| 1998-99 | Scott Padgett | Sr. | 61 | 160 | .381 |
| 1999-00 | Tayshaun Prince | So. | 46 | 150 | .307 |
| 2000-01 | Keith Bogans | So. | 74 | 205 | .361 |
| 2001-02 | Tayshaun Prince | Sr. | 65 | 191 | .340 |
| 2002-03 | Gerald Fitch | Jr. | 61 | 147 | .415 |

| YEAR | PLAYER | CL. | 3FG | 3FGA | PCT. |
|---------|----------------|-----|-----|------|------|
| 2003-04 | Gerald Fitch | Sr. | 79 | 197 | .401 |
| 2004-05 | Patrick Sparks | Jr. | 82 | 218 | .376 |
| 2005-06 | Patrick Sparks | Sr. | 69 | 179 | .385 |
| 2006-07 | Ramel Bradley | Jr. | 69 | 188 | .367 |
| 2007-08 | Ramel Bradley | Sr. | 58 | 155 | .379 |
| 2008-09 | Jodie Meeks | Jr. | 117 | 288 | .406 |
| 2009-10 | Darnell Dodson | So. | 50 | 144 | .347 |
| 2010-11 | Brandon Knight | Fr. | 87 | 231 | .377 |
| 2011-12 | Doron Lamb | So. | 76 | 163 | .466 |
| 2012-13 | Julius Mays | Sr. | 65 | 175 | .371 |
| 2013-14 | James Young | Fr. | 82 | 235 | .349 |
| 2014-15 | Aaron Harrison | So. | 59 | 159 | .316 |
| 2015-16 | Jamal Murray | Fr. | 113 | 277 | .408 |
| 2016-17 | Malik Monk | Fr. | 104 | 262 | .397 |
| 2017-18 | Kevin Knox | So. | 57 | 167 | .341 |
| 2018-19 | Tyler Herro | Fr. | 60 | 169 | .355 |



REBOUNDING RECORDS

CAREER LEADERS

REBOUNDS

| | Player | Seasons | G | Avg | Reb |
|-----|--------------|-------------|-----|------|-------|
| 1. | Dan Issel | 1968-70 | 83 | 13.0 | 1,078 |
| 2. | Frank Ramsey | 1951-52, 54 | 91 | 11.4 | 1,038 |
| 3. | Cliff Hagan | 1951-52, 54 | 77 | 13.4 | 1,035 |
| 4. | Johnny Cox | 1957-59 | 84 | 12.0 | 1,004 |
| 5. | Cotton Nash | 1962-64 | 78 | 12.3 | 962 |
| 6. | Kenny Walker | 1983-86 | 132 | 7.1 | 942 |
| 7. | Chuck Hayes | 2002-05 | 134 | 6.8 | 910 |
| 8. | Sam Bowie | 1980-81, 84 | 96 | 8.8 | 843 |
| 9. | Rick Robey | 1975-78 | 105 | 8.0 | 838 |
| 10. | Bob Burrow | 1955-56 | 51 | 16.1 | 823 |

REBOUNDING AVERAGE (MIN. 60 GAMES)

| | Player | Seasons | G | Reb | Avg |
|-----|-----------------|-------------|----|-------|------|
| 1. | Cliff Hagan | 1951-52, 54 | 77 | 1,035 | 13.4 |
| 2. | Dan Issel | 1968-70 | 83 | 1,078 | 13.0 |
| 3. | Cotton Nash | 1962-64 | 78 | 962 | 12.3 |
| 4. | Johnny Cox | 1957-59 | 84 | 1,004 | 12.0 |
| 5. | Frank Ramsey | 1951-52, 54 | 91 | 1,038 | 11.4 |
| 6. | Ed Beck | 1956-58 | 78 | 783 | 10.0 |
| 7. | Phil Grawemeyer | 1953-56 | 71 | 703 | 9.9 |
| 8. | Jim Andrews | 1971-73 | 80 | 783 | 9.8 |
| 9. | Don Mills | 1957-59 | 71 | 669 | 9.4 |
| 10. | Bill Spivey | 1949-51 | 63 | 567 | 9.0 |

SINGLE-SEASON LEADERS

REBOUNDS

| | Player | Season | G | Avg | Reb |
|-----|------------------|---------|----|------|-----|
| 1. | Bill Spivey | 1950-51 | 33 | 17.2 | 567 |
| 2. | Cliff Hagan | 1951-52 | 32 | 16.5 | 528 |
| 3. | Bob Burrow | 1954-55 | 26 | 17.7 | 459 |
| 4. | Frank Ramsey | 1950-51 | 34 | 12.8 | 434 |
| 5. | Julius Randle | 2013-14 | 40 | 10.4 | 417 |
| 6. | Anthony Davis | 2011-12 | 40 | 10.4 | 415 |
| 7. | Frank Ramsey | 1951-52 | 32 | 12.0 | 383 |
| 8. | Dan Issel | 1968-69 | 28 | 13.6 | 381 |
| 9. | Ed Beck | 1956-57 | 27 | 14.1 | 380 |
| 10. | DeMarcus Cousins | 2009-10 | 38 | 9.8 | 374 |

REBOUNDING AVERAGE

| | Player | Season | G | Reb | Avg |
|-----|-------------|---------|----|-----|------|
| 1. | Bob Burrow | 1954-55 | 26 | 459 | 17.7 |
| 2. | Bill Spivey | 1950-51 | 33 | 567 | 17.2 |
| 3. | Cliff Hagan | 1951-52 | 32 | 528 | 16.5 |
| 4. | Bob Burrow | 1955-56 | 25 | 364 | 14.6 |
| 5. | Ed Beck | 1956-57 | 27 | 380 | 14.1 |
| 6. | Dan Issel | 1968-69 | 28 | 381 | 13.6 |
| 7. | Cliff Hagan | 1953-54 | 25 | 338 | 13.5 |
| 8. | Cotton Nash | 1961-62 | 26 | 345 | 13.3 |
| 9. | Dan Issel | 1969-70 | 28 | 369 | 13.2 |
| 10. | Don Mills | 1959-60 | 25 | 323 | 12.9 |

SINGLE-GAME LEADERS

REBOUNDS

| | Player, Opponent (Date) | Reb |
|----|----------------------------------|-----|
| 1. | Bob Burrow, Temple (12/10/1955) | 34 |
| | Bill Spivey, Xavier (2/13/1951) | 34 |
| 3. | Cotton Nash, Ole Miss (2/8/1964) | 30 |
| | Cotton Nash, Temple (12/18/1961) | 30 |

TEAM RECORDS

MOST REBOUNDS

| | | |
|--------|-------|-------------------------|
| Game | 108 | vs. Ole Miss (2/8/1964) |
| Season | 2,109 | 1950-51 |

HIGHEST REBOUNDING AVERAGE

| | | |
|--------|------|-----------------------------|
| Season | 64.6 | 1955-56 [1,680 in 26 games] |
|--------|------|-----------------------------|

HIGHEST REBOUNDING MARGIN

| | | |
|--------|------|---------|
| Season | 21.5 | 1955-56 |
|--------|------|---------|

INDIVIDUAL RECORDS

MOST REBOUNDS

| | | |
|--------|-------|---|
| Game | 34 | Bob Burrow vs. Temple (12/10/1955) Billy Spivey vs. Xavier (2/13/1951) |
| Season | 567 | Bill Spivey (1950-51) |
| Career | 1,078 | Dan Issel (1968-70) |

HIGHEST REBOUNDING AVERAGE

| | | |
|--------|------|--|
| Season | 17.7 | Bob Burrow (1954-55) [459 in 26 games] |
|--------|------|--|

Career

| | |
|------|--|
| 16.1 | Bob Burrow (1955-56) [823 in 51 games] |
|------|--|

- | | | |
|----|--|----|
| 5. | Dan Issel, LSU (2/22/1969) | 29 |
| 6. | Mike Phillips, Tennessee (1/10/1976) | 28 |
| 7. | Dan Issel, Xavier (11/30/1968) | 24 |
| | Dan Issel, Florida (12/4/1967) | 24 |
| | Don Mills, Southern California (12/5/1959) | 24 |



YEAR-BY-YEAR REBOUNDBING LEADERS

| YEAR | PLAYER | CL. | G | REB | AVG |
|---------|-----------------|-----|----|-----|------|
| 1950-51 | Bill Spivey | Jr. | 33 | 567 | 17.2 |
| 1951-52 | Cliff Hagan | Jr. | 32 | 528 | 16.5 |
| 1953-54 | Cliff Hagan | Sr. | 25 | 338 | 13.5 |
| 1954-55 | Bob Burrow | Jr. | 26 | 459 | 17.7 |
| 1955-56 | Bob Burrow | Sr. | 25 | 364 | 14.6 |
| 1956-57 | Ed Beck | Jr. | 27 | 380 | 14.1 |
| 1957-58 | Johnny Cox | Jr. | 29 | 365 | 12.6 |
| 1958-59 | Johnny Cox | Sr. | 27 | 329 | 12.2 |
| 1959-60 | Don Mills | Sr. | 25 | 323 | 12.9 |
| 1960-61 | Roger Newman | Sr. | 28 | 265 | 9.5 |
| 1961-62 | Cotton Nash | So. | 26 | 345 | 13.2 |
| 1962-63 | Cotton Nash | Jr. | 25 | 300 | 12.0 |
| 1963-64 | Cotton Nash | Sr. | 27 | 317 | 11.7 |
| 1964-65 | John Adams | Sr. | 25 | 214 | 8.6 |
| 1965-66 | Pat Riley | Jr. | 29 | 259 | 8.9 |
| 1966-67 | Thad Jaracz | Jr. | 26 | 215 | 8.3 |
| 1967-68 | Dan Issel | So. | 27 | 328 | 12.1 |
| 1968-69 | Dan Issel | Jr. | 28 | 381 | 13.6 |
| 1969-70 | Dan Issel | Sr. | 28 | 369 | 13.2 |
| 1970-71 | Tom Payne | So. | 28 | 283 | 10.1 |
| 1971-72 | Jim Andrews | Jr. | 28 | 315 | 11.3 |
| 1972-73 | Jim Andrews | Sr. | 28 | 348 | 12.4 |
| 1973-74 | Bob Guyette | Jr. | 26 | 205 | 7.9 |
| 1974-75 | Rick Robey | Fr. | 31 | 214 | 6.9 |
| 1975-76 | Mike Phillips | So. | 30 | 295 | 9.8 |
| 1976-77 | Rick Robey | Jr. | 30 | 273 | 9.1 |
| 1977-78 | Rick Robey | Sr. | 32 | 261 | 8.2 |
| 1978-79 | LaVon Williams | Jr. | 31 | 213 | 6.9 |
| 1979-80 | Sam Bowie | Fr. | 34 | 276 | 8.1 |
| 1980-81 | Sam Bowie | So. | 28 | 254 | 9.1 |
| 1981-82 | Melvin Turpin | So. | 30 | 212 | 7.1 |
| 1982-83 | Melvin Turpin | Jr. | 31 | 195 | 6.3 |
| 1983-84 | Sam Bowie | Sr. | 34 | 313 | 9.2 |
| 1984-85 | Kenny Walker | Jr. | 31 | 315 | 10.2 |
| 1985-86 | Kenny Walker | Sr. | 36 | 276 | 7.7 |
| 1986-87 | Richard Madison | Jr. | 29 | 216 | 7.4 |
| 1987-88 | Winston Bennett | Sr. | 33 | 258 | 7.8 |
| 1988-89 | Chris Mills | Fr. | 32 | 277 | 8.7 |
| 1989-90 | Reggie Hanson | Jr. | 28 | 200 | 7.1 |
| 1990-91 | Reggie Hanson | Sr. | 28 | 201 | 7.2 |
| 1991-92 | Jamal Mashburn | So. | 36 | 281 | 7.8 |
| 1992-93 | Jamal Mashburn | Jr. | 34 | 284 | 8.3 |
| 1993-94 | Jared Prickett | So. | 33 | 232 | 7.0 |
| 1994-95 | Mark Pope | Jr. | 33 | 271 | 6.3 |
| 1995-96 | Antoine Walker | So. | 36 | 302 | 8.4 |
| 1996-97 | Jared Prickett | Sr. | 38 | 225 | 5.9 |
| 1997-98 | Nazr Mohammed | Jr. | 39 | 282 | 7.2 |
| 1998-99 | Scott Padgett | Sr. | 37 | 217 | 5.9 |
| 1999-00 | Jamaal Magloire | Sr. | 33 | 300 | 9.1 |
| 2000-01 | Tayshaun Prince | Jr. | 34 | 221 | 6.5 |
| 2001-02 | Tayshaun Prince | Sr. | 32 | 202 | 6.3 |
| 2002-03 | Chuck Hayes | So. | 36 | 244 | 6.8 |

| YEAR | PLAYER | CL. | G | REB | AVG |
|---------|--------------------|-----|----|-----|------|
| 2003-04 | Chuck Hayes | Jr. | 32 | 260 | 8.1 |
| 2004-05 | Chuck Hayes | Sr. | 34 | 263 | 7.7 |
| 2005-06 | Rajon Rondo | So. | 34 | 209 | 6.1 |
| 2006-07 | Randolph Morris | Jr. | 34 | 264 | 7.8 |
| 2007-08 | Patrick Patterson | Fr. | 25 | 192 | 7.7 |
| 2008-09 | Patrick Patterson | So. | 34 | 316 | 9.3 |
| 2009-10 | DeMarcus Cousins | Fr. | 38 | 374 | 9.8 |
| 2010-11 | Terrence Jones | Fr. | 38 | 336 | 8.8 |
| 2011-12 | Anthony Davis | Fr. | 40 | 415 | 10.4 |
| 2012-13 | Nerlens Noel | Fr. | 24 | 227 | 9.5 |
| 2013-14 | Julius Randle | Fr. | 40 | 417 | 10.4 |
| 2014-15 | Karl-Anthony Towns | Fr. | 39 | 261 | 6.7 |
| 2015-16 | Marcus Lee | Jr. | 36 | 216 | 6.0 |
| 2016-17 | Bam Adebayo | Fr. | 38 | 304 | 8.0 |
| 2017-18 | PJ Washington | Fr. | 37 | 211 | 5.7 |
| 2018-19 | PJ Washington | So. | 35 | 264 | 7.5 |



STEALS RECORDS

CAREER LEADERS

STEALS

| Player | Seasons | G | Avg | Stls |
|-------------------|---------|-----|-----|------|
| 1. Wayne Turner | 1996-99 | 151 | 1.6 | 238 |
| 2. Tony Delk | 1993-96 | 133 | 1.5 | 201 |
| 3. Cliff Hawkins | 2001-04 | 126 | 1.6 | 199 |
| 4. Ed Davender | 1985-88 | 129 | 1.5 | 191 |
| 5. Jared Prickett | 1993-97 | 143 | 1.3 | 187 |
| 6. Anthony Epps | 1994-97 | 141 | 1.3 | 184 |
| 7. John Pelphrey | 1989-92 | 114 | 1.5 | 173 |
| 8. Chuck Hayes | 2002-05 | 134 | 1.3 | 170 |
| 9. Rodrick Rhodes | 1993-95 | 99 | 1.6 | 163 |
| 10. Rajon Rondo | 2005-06 | 68 | 2.3 | 156 |
| Dirk Minniefield | 1980-83 | 123 | 1.3 | 156 |

STEALS PER GAME (MIN. 75 STEALS)

| Player | Seasons | G | Stls | Avg |
|-------------------|---------|-----|------|-------|
| 1. Rajon Rondo | 2005-06 | 68 | 156 | 2.294 |
| 2. Derek Anderson | 1996-97 | 55 | 98 | 1.782 |
| 3. Rodrick Rhodes | 1993-95 | 99 | 163 | 1.646 |
| 4. Sean Woods | 1990-92 | 91 | 144 | 1.582 |
| 5. Cliff Hawkins | 2001-04 | 126 | 199 | 1.579 |
| 6. Wayne Turner | 1996-99 | 151 | 238 | 1.576 |
| 7. Jamal Mashburn | 1991-93 | 98 | 153 | 1.561 |
| 8. John Pelphrey | 1989-92 | 114 | 173 | 1.518 |
| 9. Reggie Hanson | 1988-91 | 101 | 153 | 1.515 |
| 10. Tony Delk | 1993-96 | 133 | 201 | 1.511 |

SINGLE-SEASON LEADERS

STEALS

| Player | Season | G | Avg | Stls |
|-------------------|---------|----|-----|------|
| 1. Rajon Rondo | 2004-05 | 34 | 2.6 | 87 |
| 2. Wayne Turner | 1996-97 | 40 | 2.0 | 79 |
| 3. Rodrick Rhodes | 1993-94 | 33 | 2.3 | 76 |
| 4. Cliff Hawkins | 2003-04 | 32 | 2.3 | 74 |
| 5. Rajon Rondo | 2005-06 | 34 | 2.0 | 69 |
| Kyle Macy | 1978-79 | 31 | 2.2 | 69 |
| 7. Anthony Epps | 1996-97 | 40 | 1.7 | 68 |
| 8. Tony Delk | 1995-96 | 36 | 1.9 | 67 |
| 9. John Wall | 2009-10 | 38 | 1.8 | 66 |
| Jared Prickett | 1996-97 | 38 | 1.7 | 66 |
| Ron Mercer | 1996-97 | 40 | 1.7 | 66 |

STEALS PER GAME (MIN. 30 STEALS)

| Player | Season | G | Stls | Avg |
|-------------------|---------|----|------|-------|
| 1. Rajon Rondo | 2004-05 | 34 | 87 | 2.559 |
| 2. Cliff Hawkins | 2003-04 | 32 | 74 | 2.313 |
| 3. Rodrick Rhodes | 1993-94 | 33 | 76 | 2.303 |
| 4. Kyle Macy | 1978-79 | 31 | 69 | 2.226 |
| 5. John Pelphrey | 1991-92 | 28 | 61 | 2.179 |
| Reggie Hanson | 1989-90 | 28 | 61 | 2.179 |
| 7. Nerlens Noel | 2012-13 | 24 | 50 | 2.083 |
| 8. Rajon Rondo | 2005-06 | 34 | 69 | 2.029 |
| 9. Wayne Turner | 1996-97 | 40 | 79 | 1.975 |
| 10. Tony Delk | 1993-94 | 34 | 64 | 1.882 |

TEAM RECORDS

MOST STEALS

| | | |
|--------|-----|---|
| Game | 23 | vs. UT Martin (11/26/1994) |
| Season | 480 | vs. Mississippi State (1/9/1991) 1996-97 |

INDIVIDUAL RECORDS

MOST STEALS

| | | |
|--------|-----|---|
| Game | 8 | Rajon Rondo vs. Mississippi State (2/19/2005) |
| Season | 87 | Rajon Rondo (2004-05) |
| Career | 238 | Wayne Turner (1996-99) |

MOST STEALS PER GAME

| | | |
|--------|------|---|
| Season | 2.56 | Rajon Rondo (2004-05) [87 in 34 games] |
| Career | 2.29 | Rajon Rondo (2005-06) [156 in 68 games] |

SINGLE-GAME LEADERS

STEALS

| Player, Opponent (Date) | Stls |
|--|------|
| 1. Ashton Hagans, North Carolina (12/22/2018) | 8 |
| Rajon Rondo, Mississippi State (2/19/2005) | 8 |
| Wayne Turner, George Washington (11/24/1997) | 8 |
| 3. Jared Prickett, Tennessee (3/12/1993) | 7 |
| Reggie Hanson, Ole Miss (2/16/1991) | 7 |
| John Pelphrey, LSU (2/15/1990) | 7 |
| Winston Bennett, Mississippi State (1/16/1985) | 7 |



YEAR-BY-YEAR STEALS LEADERS

| YEAR | PLAYER | CL. | G | STLS | AVG |
|---------|----------------------------|-----|----|------|-----|
| 1978-79 | Kyle Macy | Jr. | 31 | 69 | 2.2 |
| 1979-80 | Kyle Macy | Sr. | 35 | 58 | 1.7 |
| 1980-81 | Dirk Minniefield | So. | 28 | 35 | 1.3 |
| 1981-82 | Dirk Minniefield | Jr. | 30 | 42 | 1.4 |
| 1982-83 | Dirk Minniefield | Sr. | 31 | 45 | 1.5 |
| 1983-84 | Kenny Walker | So. | 34 | 31 | 0.9 |
| 1984-85 | Ed Davender | Fr. | 31 | 33 | 1.1 |
| 1985-86 | Ed Davender | So. | 36 | 59 | 1.6 |
| 1986-87 | James Blackmon | Sr. | 29 | 50 | 1.7 |
| 1987-88 | Rex Chapman | So. | 32 | 53 | 1.7 |
| 1988-89 | Reggie Hanson | So. | 29 | 47 | 1.6 |
| 1989-90 | Reggie Hanson | Jr. | 28 | 61 | 2.2 |
| | John Pelphrey | So. | 28 | 61 | 2.2 |
| 1990-91 | Sean Woods | Jr. | 27 | 50 | 1.9 |
| 1991-92 | Jamal Mashburn | So. | 36 | 61 | 1.7 |
| | John Pelphrey | Sr. | 36 | 61 | 1.7 |
| 1992-93 | Travis Ford | Jr. | 34 | 56 | 1.6 |
| 1993-94 | Rodrick Rhodes | So. | 33 | 76 | 2.3 |
| 1994-95 | Tony Delk | Jr. | 33 | 53 | 1.6 |
| 1995-96 | Tony Delk | Sr. | 36 | 67 | 1.9 |
| 1996-97 | Wayne Turner | So. | 40 | 79 | 2.0 |
| 1997-98 | Wayne Turner | Jr. | 39 | 62 | 1.6 |
| 1998-99 | Wayne Turner | Sr. | 37 | 57 | 1.5 |
| 1999-00 | Keith Bogans | Fr. | 33 | 47 | 1.4 |
| 2000-01 | Saul Smith | Sr. | 34 | 51 | 1.5 |
| 2001-02 | Cliff Hawkins | So. | 32 | 48 | 1.5 |
| 2002-03 | Keith Bogans | Sr. | 36 | 42 | 1.2 |
| | Chuck Hayes | So. | 36 | 42 | 1.2 |
| | Cliff Hawkins | Jr. | 29 | 42 | 1.4 |
| 2003-04 | Cliff Hawkins | Sr. | 32 | 74 | 2.3 |
| 2004-05 | Rajon Rondo | Fr. | 34 | 87 | 2.6 |
| 2005-06 | Rajon Rondo | So. | 34 | 69 | 2.0 |
| 2006-07 | Ramel Bradley | Jr. | 34 | 44 | 1.3 |
| 2007-08 | Ramel Bradley | Sr. | 31 | 48 | 1.5 |
| 2008-09 | Jodie Meeks | Jr. | 36 | 48 | 1.3 |
| 2009-10 | John Wall | Fr. | 38 | 66 | 1.8 |
| 2010-11 | DeAndre Liggins | Jr. | 38 | 46 | 1.2 |
| 2011-12 | Anthony Davis | Fr. | 40 | 54 | 1.4 |
| 2012-13 | Nerlens Noel | Fr. | 24 | 50 | 2.1 |
| 2013-14 | Willie Cauley-Stein | So. | 37 | 44 | 1.2 |
| 2014-15 | Willie Cauley-Stein | Jr. | 39 | 47 | 1.2 |
| 2015-16 | Tyler Ulis | So. | 35 | 51 | 1.5 |
| 2016-17 | De'Aaron Fox | Fr. | 36 | 53 | 1.5 |
| 2017-18 | Shai Gilgeous-Alexander | Fr. | 37 | 61 | 1.6 |
| 2018-19 | Ashton Hagans | Fr. | 35 | 61 | 1.6 |



BLOCKS RECORDS

CAREER LEADERS

BLOCKS

| Player | Seasons | G | Avg | Blks |
|------------------------|-------------------|-----|-----|------|
| 1. Jamaal Magloire | 1997-00 | 145 | 1.8 | 268 |
| 2. Willie Cauley-Stein | 2013-15 | 105 | 2.2 | 233 |
| 3. Melvin Turpin | 1981-84 | 123 | 1.8 | 226 |
| 4. Sam Bowie | 1980-81, 84 | 96 | 2.3 | 218 |
| 5. Andre Riddick | 1992-95 | 126 | 1.7 | 212 |
| 6. Anthony Davis | 2011-2012 | 40 | 4.7 | 186 |
| 7. Perry Stevenson | 2007-10 | 134 | 1.2 | 159 |
| 8. Jules Camara | 1999-00, 02-03 | 136 | 1.1 | 155 |
| 9. Patrick Patterson | 2008-10 | 97 | 1.6 | 152 |
| 10. Marquis Estill | 2001-03 | 100 | 1.4 | 143 |

BLOCKS PER GAME (MIN. 75 BLOCKS)

| Player | Seasons | G | Blks | Avg |
|------------------------|-------------|-----|------|-------|
| 1. Anthony Davis | 2012 | 40 | 186 | 4.650 |
| 2. Nerlens Noel | 2013 | 24 | 106 | 4.417 |
| 3. Sam Bowie | 1980-81, 84 | 96 | 218 | 2.271 |
| 4. Karl-Anthony Towns | 2014-15 | 39 | 88 | 2.256 |
| 5. Willie Cauley-Stein | 2013-15 | 105 | 233 | 2.219 |
| 6. Jamaal Magloire | 1997-00 | 145 | 268 | 1.848 |
| 7. Melvin Turpin | 1981-84 | 123 | 226 | 1.837 |
| 8. Andre Riddick | 1992-95 | 126 | 212 | 1.683 |
| 9. Patrick Patterson | 2008-10 | 97 | 152 | 1.567 |
| 10. Nazr Mohammed | 1996-98 | 94 | 135 | 1.436 |

SINGLE-SEASON LEADERS

BLOCKS

| Player | Season | G | Avg | Blks |
|------------------------|---------|----|-----|------|
| 1. Anthony Davis | 2011-12 | 40 | 4.7 | 186 |
| 2. Willie Cauley-Stein | 2013-14 | 37 | 2.9 | 106 |
| Nerlens Noel | 2012-13 | 24 | 4.4 | 106 |
| 4. Karl-Anthony Towns | 2014-15 | 39 | 2.3 | 88 |
| 5. Andre Riddick | 1993-94 | 34 | 2.4 | 83 |
| Melvin Turpin | 1982-83 | 31 | 2.7 | 83 |
| 7. Sam Bowie | 1980-81 | 28 | 2.9 | 80 |
| 8. Jamaal Magloire | 1996-97 | 40 | 2.0 | 79 |
| 9. Nazr Mohammed | 1997-98 | 39 | 1.9 | 75 |
| 10. Sam Bowie | 1979-80 | 34 | 2.1 | 73 |

BLOCKS PER GAME (MIN. 30 BLOCKS)

| Player | Season | G | Blks | Avg |
|-------------------------|---------|----|------|-------|
| 1. Anthony Davis | 2011-12 | 40 | 186 | 4.650 |
| 2. Nerlens Noel | 2012-13 | 24 | 106 | 4.417 |
| 3. Willie Cauley-Stein | 2013-14 | 37 | 106 | 2.864 |
| 4. Sam Bowie | 1980-81 | 28 | 80 | 2.857 |
| 5. Melvin Turpin | 1982-83 | 31 | 83 | 2.677 |
| 6. Andre Riddick | 1993-94 | 34 | 83 | 2.441 |
| 7. Karl-Anthony Towns | 2014-15 | 39 | 88 | 2.256 |
| 8. Melvin Turpin | 1981-82 | 30 | 67 | 2.233 |
| 9. Sam Bowie | 1979-80 | 34 | 73 | 2.147 |
| 10. Willie Cauley-Stein | 2012-13 | 29 | 60 | 2.069 |

TEAM RECORDS

MOST BLOCKS

| | | |
|--------|-----|----------------------------|
| Game | 18 | vs. St. John's (12/1/2011) |
| Season | 344 | 2011-12 |

INDIVIDUAL RECORDS

MOST BLOCKS

| | | |
|--------|-----|--------------------------------------|
| Game | 12 | Nerlens Noel at Ole Miss (1/29/2013) |
| Season | 186 | Anthony Davis (2011-12) |
| Career | 268 | Jamaal Magloire (1997-2000) |

MOST BLOCKS PER GAME

| | | |
|--------|------|---|
| Season | 4.65 | Anthony Davis (2011-12) [186 in 40 games] |
| Career | 4.65 | Anthony Davis (2011-12) [186 in 40 games] |

SINGLE-GAME LEADERS

BLOCKS

| Player, Opponent (Date) | Blks |
|--|------|
| 1. Nerlens Noel, Ole Miss (1/29/2013) | 12 |
| 2. Willie Cauley-Stein, Boise State (12/10/2013) | 9 |
| Willie Cauley-Stein, Providence (12/1/2013) | 9 |
| Andre Riddick, LSU (3/14/1993) | 9 |
| Sam Bowie, Vanderbilt (2/21/1981) | 9 |
| 6. Nerlens Noel, Alabama (1/22/2013) | 8 |
| Anthony Davis, Tennessee (1/31/2012) | 8 |
| Anthony Davis, St. John's (12/1/2011) | 8 |
| Patrick Patterson, Georgia (3/4/2009) | 8 |
| Andre Riddick, Morehead State (12/17/1993) | 8 |



YEAR-BY-YEAR BLOCKS LEADERS

| YEAR | PLAYER | CL. | G | BLKS | AVG |
|---------|---------------------|-----|----|------|-----|
| 1978-79 | Freddie Cowan | So. | 31 | 36 | 1.2 |
| 1979-80 | Sam Bowie | Fr. | 34 | 73 | 2.1 |
| 1980-81 | Sam Bowie | So. | 28 | 80 | 2.9 |
| 1981-82 | Melvin Turpin | So. | 30 | 67 | 2.2 |
| 1982-83 | Melvin Turpin | Jr. | 31 | 83 | 2.7 |
| 1983-84 | Sam Bowie | Sr. | 34 | 65 | 1.9 |
| 1984-85 | Kenny Walker | Jr. | 31 | 37 | 1.2 |
| 1985-86 | Kenny Walker | Sr. | 36 | 43 | 1.2 |
| 1986-87 | Rob Lock | Jr. | 29 | 31 | 1.1 |
| 1987-88 | Rob Lock | Sr. | 33 | 32 | 1.0 |
| 1988-89 | LeRon Ellis | So. | 32 | 35 | 1.1 |
| 1989-90 | Reggie Hanson | Jr. | 28 | 40 | 1.4 |
| 1990-91 | Reggie Hanson | Sr. | 28 | 53 | 1.9 |
| 1991-92 | Andre Riddick | Fr. | 28 | 33 | 1.2 |
| 1992-93 | Andre Riddick | So. | 31 | 52 | 1.7 |
| 1993-94 | Andre Riddick | Jr. | 34 | 83 | 2.4 |
| 1994-95 | Andre Riddick | Sr. | 33 | 44 | 1.3 |
| 1995-96 | Walter McCarty | Sr. | 36 | 51 | 1.4 |
| 1996-97 | Jamaal Magloire | Fr. | 40 | 79 | 2.0 |
| 1997-98 | Nazr Mohammed | Jr. | 39 | 75 | 1.9 |
| 1998-99 | Jamaal Magloire | Jr. | 34 | 66 | 1.9 |
| 1999-00 | Jamaal Magloire | Sr. | 33 | 57 | 1.7 |
| 2000-01 | Tayshaun Prince | Jr. | 34 | 37 | 1.1 |
| 2001-02 | Marquis Estill | Jr. | 32 | 43 | 1.3 |
| | Tayshaun Prince | Sr. | 32 | 43 | 1.3 |
| 2002-03 | Marquis Estill | Sr. | 36 | 64 | 1.8 |
| | Tayshaun Prince | Sr. | 32 | 43 | 1.3 |
| 2003-04 | Chuck Hayes | Jr. | 32 | 45 | 1.4 |
| 2004-05 | Shagari Alleyne | So. | 29 | 44 | 1.5 |
| 2005-06 | Randolph Morris | So. | 21 | 24 | 1.1 |
| 2006-07 | Randolph Morris | Jr. | 34 | 70 | 2.1 |
| 2007-08 | Perry Stevenson | So. | 31 | 46 | 1.5 |
| 2008-09 | Patrick Patterson | So. | 34 | 70 | 2.1 |
| 2009-10 | DeMarcus Cousins | Fr. | 38 | 67 | 1.8 |
| 2010-11 | Terrence Jones | Fr. | 38 | 72 | 1.9 |
| 2011-12 | Anthony Davis | Fr. | 40 | 186 | 4.7 |
| 2012-13 | Nerlens Noel | Fr. | 24 | 106 | 4.4 |
| 2013-14 | Willie Cauley-Stein | So. | 37 | 106 | 2.9 |
| 2014-15 | Karl-Anthony Towns | Fr. | 39 | 88 | 2.3 |
| 2015-16 | Skal Labissiere | Fr. | 36 | 59 | 1.6 |
| | Marcus Lee | Jr. | 36 | 59 | 1.6 |
| 2016-17 | Bam Adebayo | Fr. | 38 | 57 | 1.5 |
| 2017-18 | Wenyen Gabriel | So. | 37 | 40 | 1.1 |
| 2018-19 | Nick Richards | So. | 37 | 47 | 1.3 |



ASSISTS RECORDS

CAREER LEADERS

ASSISTS

| Player | Seasons | G | Avg | Asst |
|---------------------|---------|-----|-----|------|
| 1. Dirk Minniefield | 1980-83 | 123 | 5.3 | 646 |
| 2. Anthony Epps | 1994-97 | 141 | 3.9 | 544 |
| 3. Roger Harden | 1983-86 | 122 | 4.1 | 498 |
| 4. Wayne Turner | 1996-99 | 151 | 3.3 | 494 |
| 5. Sean Woods | 1990-92 | 91 | 5.3 | 482 |
| 6. Kyle Macy | 1978-80 | 98 | 4.8 | 470 |
| 7. Cliff Hawkins | 2001-04 | 126 | 3.7 | 468 |
| 8. Ed Davender | 1985-88 | 129 | 3.4 | 436 |
| 9. Travis Ford | 1992-94 | 100 | 4.3 | 428 |
| 10. Tyler Ulis | 2015-16 | 72 | 5.3 | 381 |
| 11. Saul Smith | 1998-01 | 143 | 2.5 | 363 |
| 12. John Pelphrey | 1989-92 | 114 | 2.9 | 327 |
| 13. Larry Johnson | 1974-77 | 112 | 2.8 | 319 |
| 14. Ramel Bradley | 2004-08 | 128 | 2.5 | 316 |
| 15. Keith Bogans | 2000-03 | 135 | 2.3 | 314 |

ASSISTS PER GAME (MIN. 60 GAMES)

| Player | Seasons | G | Asst | Avg |
|---------------------|---------|-----|------|------|
| 1. Sean Woods | 1990-92 | 91 | 482 | 5.30 |
| 2. Tyler Ulis | 2015-16 | 72 | 381 | 5.29 |
| 3. Dirk Minniefield | 1980-83 | 123 | 646 | 5.25 |
| 4. Kyle Macy | 1978-80 | 98 | 470 | 4.80 |
| 5. Travis Ford | 1992-94 | 100 | 428 | 4.28 |
| 6. Rajon Rondo | 2005-06 | 68 | 285 | 4.19 |
| 7. Roger Harden | 1983-86 | 122 | 498 | 4.08 |
| 8. Anthony Epps | 1994-97 | 141 | 544 | 3.86 |
| 9. Andrew Harrison | 2013-15 | 79 | 298 | 3.77 |
| 10. Cliff Hawkins | 2001-04 | 126 | 468 | 3.71 |

SINGLE-SEASON LEADERS

ASSISTS

| Player | Season | G | Avg | Asst |
|----------------------------|---------|----|-----|------|
| 1. Tyler Ulis | 2015-16 | 35 | 7.0 | 246 |
| 2. John Wall | 2009-10 | 37 | 6.5 | 241 |
| 3. Roger Harden | 1985-86 | 36 | 6.4 | 232 |
| 4. Anthony Epps | 1996-97 | 40 | 4.8 | 193 |
| Travis Ford | 1993-94 | 33 | 5.9 | 193 |
| 6. Marquis Teague | 2011-12 | 40 | 4.8 | 191 |
| 7. Shai Gilgeous-Alexander | 2017-18 | 37 | 5.1 | 189 |
| 8. Dirk Minniefield | 1981-82 | 30 | 6.3 | 188 |
| 9. Dirk Minniefield | 1982-83 | 31 | 5.8 | 181 |
| 10. Kyle Macy | 1977-78 | 32 | 5.6 | 178 |
| 12. Anthony Epps | 1995-96 | 36 | 4.9 | 175 |
| 12. Wayne Turner | 1997-98 | 39 | 4.4 | 173 |
| 13. Rajon Rondo | 2005-06 | 34 | 4.9 | 167 |
| Sean Woods | 1991-92 | 36 | 4.6 | 167 |
| 15. Cliff Hawkins | 2003-04 | 32 | 5.2 | 166 |
| Travis Ford | 1992-93 | 34 | 4.9 | 166 |
| 17. De'Aaron Fox | 2016-17 | 36 | 4.6 | 165 |
| 18. Sean Woods | 1989-90 | 28 | 5.9 | 164 |
| 19. Kyle Macy | 1979-80 | 35 | 4.7 | 163 |
| 20. Ashton Hagans | 2018-19 | 37 | 4.3 | 160 |

TEAM RECORDS

MOST ASSISTS

| | | |
|--------|-----|--------------------------------|
| Game | 35 | vs. San Jose State (3/14/1996) |
| Season | 783 | 1995-96 |

INDIVIDUAL RECORDS

MOST ASSISTS

| | | |
|--------|-----|-------------------------------------|
| Game | 16 | John Wall vs. Hartford (12/29/2009) |
| Season | 246 | Tyler Ulis (2015-16) |
| Career | 646 | Dirk Minniefield (1980-83) |

MOST ASSISTS PER GAME

| | |
|---------|--|
| Season: | |
| 7.0 | Tyler Ulis (2015-16) [246 in 35 games] |
| Career | |
| 5.30 | Sean Woods (1990-92) [482 in 91 games] |

ASSISTS PER GAME

| Player | Season | G | Asst | Avg |
|----------------------|---------|----|------|------|
| 1. Tyler Ulis | 2015-16 | 35 | 246 | 7.03 |
| 2. John Wall | 2009-10 | 37 | 241 | 6.50 |
| 3. Roger Harden | 1985-86 | 36 | 232 | 6.44 |
| 4. Dirk Minniefield | 1981-82 | 30 | 188 | 6.27 |
| 5. Sean Woods | 1989-90 | 28 | 164 | 5.86 |
| 6. Travis Ford | 1993-94 | 33 | 193 | 5.85 |
| 7. Dirk Minniefield | 1982-83 | 31 | 181 | 5.84 |
| 8. Sean Woods | 1990-91 | 27 | 151 | 5.59 |
| 9. Kyle Macy | 1977-78 | 32 | 178 | 5.56 |
| 10. Dirk Minniefield | 1980-81 | 28 | 151 | 5.39 |

SINGLE-GAME LEADERS

ASSISTS

| Player, Opponent (Date) | Asst |
|---|------|
| 1. John Wall, Hartford (12/29/2009) | 16 |
| 2. Travis Ford, Eastern Kentucky (12/8/1993) | 15 |
| 3. Tyler Ulis, LSU (3/5/2016) | 14 |
| John Wall, UNC Asheville (11/30/2009) | 14 |
| Dickey Beal, BYU (3/17/1984) | 14 |
| Dirk Minniefield, Villanova (12/4/1982) | 14 |
| 6. Anthony Epps, LSU (3/4/1995) | 13 |
| Rodrick Rhodes, Morehead State (12/19/1992) | 13 |
| Dirk Minniefield, Auburn (2/3/1982) | 13 |
| Dirk Minniefield, Mississippi State (1/23/1980) | 13 |



YEAR-BY-YEAR ASSISTS LEADERS

| YEAR | PLAYER | CL. | G | ASST | AVG |
|---------|------------------|-----|----|------|-----|
| 1961-62 | Scotty Baesler | Jr. | 26 | 112 | 4.3 |
| 1962-63 | Cotton Nash | Jr. | 25 | 66 | 2.6 |
| 1963-64 | Larry Conley | So. | 27 | 112 | 4.2 |
| 1964-65 | Larry Conley | Jr. | 25 | 81 | 3.2 |
| 1965-66 | Larry Conley | Sr. | 29 | 100 | 3.4 |
| 1966-67 | Pat Riley | Sr. | 26 | 68 | 2.6 |
| 1967-68 | Mike Pratt | So. | 27 | 82 | 3.0 |
| 1968-69 | Mike Casey | Jr. | 28 | 129 | 4.6 |
| 1969-70 | Mike Pratt | Sr. | 28 | 99 | 3.5 |
| 1970-71 | Larry Steele | Sr. | 24 | 93 | 3.9 |
| 1971-72 | Stan Key | Sr. | 28 | 89 | 3.2 |
| 1972-73 | Jimmy Dan Conner | So. | 28 | 83 | 3.0 |
| 1973-74 | Mike Flynn | Jr. | 26 | 83 | 3.2 |
| 1974-75 | Jimmy Dan Conner | Sr. | 31 | 106 | 3.4 |
| | Mike Flynn | Sr. | 31 | 106 | 3.4 |
| 1975-76 | Larry Johnson | Jr. | 30 | 98 | 3.3 |
| 1976-77 | Larry Johnson | Sr. | 30 | 143 | 4.8 |
| 1977-78 | Kyle Macy | So. | 32 | 178 | 5.6 |
| 1978-79 | Kyle Macy | Jr. | 31 | 129 | 4.2 |
| 1979-80 | Kyle Macy | Sr. | 35 | 163 | 4.7 |
| 1980-81 | Dirk Minniefield | So. | 28 | 151 | 5.4 |
| 1981-82 | Dirk Minniefield | Jr. | 30 | 188 | 6.3 |
| 1982-83 | Dirk Minniefield | Sr. | 31 | 181 | 5.8 |
| 1983-84 | Dickey Beal | Sr. | 30 | 133 | 4.4 |
| 1984-85 | Roger Harden | Jr. | 30 | 142 | 4.7 |
| 1985-86 | Roger Harden | Sr. | 36 | 232 | 6.4 |
| 1986-87 | Rex Chapman | Fr. | 29 | 103 | 3.6 |
| 1987-88 | Ed Davender | Sr. | 33 | 131 | 4.0 |
| 1988-89 | Sean Sutton | So. | 31 | 146 | 4.7 |
| 1989-90 | Sean Woods | So. | 28 | 164 | 5.9 |
| 1990-91 | Sean Woods | Jr. | 27 | 151 | 5.6 |
| 1991-92 | Sean Woods | Sr. | 36 | 167 | 4.6 |
| 1992-93 | Travis Ford | Jr. | 34 | 166 | 4.9 |
| 1993-94 | Travis Ford | Sr. | 33 | 193 | 5.8 |
| 1994-95 | Anthony Epps | So. | 33 | 138 | 4.2 |
| 1995-96 | Anthony Epps | Jr. | 36 | 175 | 4.9 |
| 1996-97 | Anthony Epps | Sr. | 40 | 193 | 4.8 |
| 1997-98 | Wayne Turner | Jr. | 39 | 173 | 4.4 |
| 1998-99 | Wayne Turner | Sr. | 37 | 145 | 3.9 |
| 1999-00 | Saul Smith | Jr. | 33 | 115 | 3.5 |
| 2000-01 | Saul Smith | Sr. | 34 | 134 | 3.9 |
| 2001-02 | Cliff Hawkins | So. | 32 | 136 | 4.3 |
| 2002-03 | Cliff Hawkins | Jr. | 29 | 111 | 3.8 |
| 2003-04 | Cliff Hawkins | Sr. | 32 | 166 | 5.2 |
| 2004-05 | Patrick Sparks | Jr. | 34 | 122 | 3.6 |
| 2005-06 | Rajon Rondo | So. | 34 | 167 | 4.9 |
| 2006-07 | Ramel Bradley | Jr. | 34 | 129 | 3.8 |
| 2007-08 | Ramel Bradley | Sr. | 30 | 101 | 3.7 |
| 2008-09 | DeAndre Liggins | Fr. | 33 | 92 | 2.8 |
| | Michael Porter | Jr. | 36 | 92 | 2.6 |
| 2009-10 | John Wall | Fr. | 37 | 241 | 6.5 |
| 2010-11 | Brandon Knight | Fr. | 38 | 159 | 4.2 |

| YEAR | PLAYER | CL. | G | ASST | AVG |
|---------|-------------------------|-----|----|------|-----|
| 2011-12 | Marquis Teague | Fr. | 40 | 191 | 4.8 |
| 2012-13 | Julius Mays | Sr. | 33 | 63 | 2.9 |
| 2013-14 | Andrew Harrison | Fr. | 40 | 159 | 4.0 |
| 2014-15 | Andrew Harrison | So. | 39 | 139 | 3.6 |
| 2015-16 | Tyler Ulis | So. | 35 | 246 | 7.0 |
| 2016-17 | De'Aaron Fox | Fr. | 36 | 165 | 4.6 |
| 2017-18 | Shai Gilgeous-Alexander | Fr. | 37 | 189 | 5.1 |
| 2018-19 | Ashton Hagans | Fr. | 35 | 160 | 4.3 |



MISCELLANEOUS RECORDS

INDIVIDUAL RECORDS

MOST GAMES PLAYED

Season: 40

Anthony Epps, Jamaal Magloire, Ron Mercer and Wayne Turner (1996-97); Anthony Davis, Michael-Kidd Gilchrist, Doron Lamb, Darius Miller, Marquis Teague, Kyle Wiltjer (2011-12); Aaron Harrison, Andrew Harrison, Alex Poythress, Julius Randle, James Young (2013-14)

Career: 152

Darius Miller (2008-12)

Career (SEC): 72

Kenny Walker (1983-86)

MOST GAMES STARTED

Season: 40

Ron Mercer (1996-97); Anthony Davis, Marquis Teague (2011-12); Aaron Harrison, Julius Randle (2013-14)

Career: 136

Ralph Beard (1946-49)

MOST CONSECUTIVE GAMES STARTED

Career: 110

Chuck Hayes (Feb. 19, 2002 to Mar. 27, 2005); Alex Groza (Nov. 28, 1946 to Mar. 26, 1949)

Career (SEC): 54

Dan Issel (1968-70); Mike Pratt (1968-70); Jack Givens (1975-78)

MOST WINS

Career: 132

Wayne Turner (1996-99)

CAREER LEADERS

DOUBLE-DOUBLES

| | Player | Seasons | G | DD |
|-----|-------------------|-------------|-----|----|
| 1. | Dan Issel | 1968-70 | 83 | 64 |
| 2. | Cotton Nash | 1962-64 | 78 | 44 |
| 3. | Jim Andrews | 1971-73 | 80 | 43 |
| 4. | Kenny Walker | 1983-86 | 132 | 31 |
| | Tom Parker | 1970-72 | 80 | 31 |
| 6. | Patrick Patterson | 2008-10 | 97 | 30 |
| | Rick Robey | 1975-78 | 105 | 30 |
| 8. | Mike Pratt | 1968-70 | 81 | 29 |
| 9. | Sam Bowie | 1980-81, 84 | 96 | 27 |
| 10. | Jamal Mashburn | 1991-93 | 98 | 26 |

30-POINT GAMES

| | Player | Seasons | G | 30+ |
|----|----------------|---------|-----|-----|
| 1. | Dan Issel | 1968-70 | 83 | 31 |
| 2. | Cotton Nash | 1962-64 | 78 | 21 |
| 3. | Louie Dampier | 1965-67 | 80 | 12 |
| 4. | Kevin Grevey | 1973-75 | 84 | 11 |
| 5. | Kenny Walker | 1983-86 | 132 | 9 |
| 6. | Cliff Hagan | 1951-54 | 77 | 8 |
| 7. | Jodie Meeks | 2007-09 | 81 | 7 |
| | Jamal Mashburn | 1991-93 | 98 | 7 |
| | Jim Andrews | 1971-73 | 80 | 7 |

TEAM RECORDS

MOST GAMES PLAYED

Season

40 1996-97, 2011-12, 2013-14

MOST WINS

Season

38 2011-12, 2014-15

FEWEST WINS

Season (20 or more games)

13 1966-67, 1973-74, 1988-89

LONGEST WIN STREAK

Overall

38 games 11/14/2014 - 4/4/2015

SEC

51 games 1/28/1950 - 1/8/1955

MOST LOSSES

Season

19 1988-89 [13-19]

LONGEST LOSING STREAK

Overall

9 games 1922-23

SEC

6 games 1988-89

MOST PERSONAL FOULS

Game

41 vs. Tennessee (1/21/1992)
vs. Ohio (1/12/1948)

Season

847 1991-92

FEWEST PERSONAL FOULS

Season

307 1944-45

| | | | |
|------------|---------|-----|---|
| Bob Burrow | 1955-56 | 51 | 7 |
| Alex Groza | 1945-49 | 120 | 7 |

GAMES PLAYED

| | Player | Seasons | G |
|----|-----------------|----------------|-----|
| 1. | Darius Miller | 2008-12 | 152 |
| 2. | Wayne Turner | 1996-99 | 151 |
| 3. | Jamaal Magloire | 1997-00 | 145 |
| 4. | Saul Smith | 1998-01 | 143 |
| | Jared Prickett | 1993-97 | 143 |
| 6. | Anthony Epps | 1994-97 | 141 |
| 7. | Ralph Beard | 1946-49 | 139 |
| 8. | Jules Camara | 1999-00, 02-03 | 136 |
| 9. | Keith Bogans | 2000-03 | 135 |
| | Tayshaun Prince | 1999-02 | 135 |
| | Jim Line | 1947-50 | 135 |

GAMES STARTED

| | Player | Seasons | GS |
|----|--------------|---------|-----|
| 1. | Ralph Beard | 1946-49 | 136 |
| 2. | Keith Bogans | 2000-03 | 122 |



| | | | |
|----|------------------|---------|-----|
| 3. | Chuck Hayes | 2002-05 | 111 |
| 4. | Alex Groza | 1947-49 | 110 |
| 5. | Tayshaun Prince | 1999-02 | 109 |
| | Ed Davender | 1985-88 | 109 |
| 7. | Gerald Fitch | 2000-03 | 107 |
| | Dirk Minniefield | 1980-83 | 107 |
| 9. | Tony Delk | 1993-96 | 103 |
| | Kenny Walker | 1983-86 | 103 |

SINGLE-SEASON LEADERS**DOUBLE-DOUBLES**

| | Player | Season | G | DD |
|-----|-------------------|---------|----|----|
| 1. | Dan Issel | 1969-70 | 28 | 26 |
| 2. | Julius Randle | 2013-14 | 40 | 24 |
| 3. | Dan Issel | 1968-69 | 28 | 22 |
| 4. | Jim Andrews | 1972-73 | 28 | 21 |
| 5. | Anthony Davis | 2011-12 | 40 | 20 |
| | DeMarcus Cousins | 2009-10 | 38 | 20 |
| 7. | Jim Andrews | 1971-72 | 28 | 19 |
| 8. | Cotton Nash | 1961-62 | 26 | 18 |
| 9. | Dan Issel | 1967-68 | 27 | 16 |
| 10. | Patrick Patterson | 2008-09 | 34 | 15 |
| | Jamaal Magloire | 1999-00 | 33 | 15 |
| | Tom Parker | 1971-72 | 27 | 15 |

30-POINT GAMES

| | Player | Season | G | 30+ |
|----|---------------|---------|----|-----|
| 1. | Dan Issel | 1969-70 | 28 | 19 |
| 2. | Dan Issel | 1968-69 | 28 | 10 |
| 3. | Cotton Nash | 1963-64 | 27 | 9 |
| | Cotton Nash | 1961-62 | 26 | 9 |
| 5. | Jodie Meeks | 2008-09 | 36 | 7 |
| 6. | Louie Dampier | 1966-67 | 26 | 6 |
| | Bob Burrow | 1955-56 | 25 | 6 |
| | Alex Groza | 1948-49 | 34 | 6 |
| 9. | Kenny Walker | 1984-85 | 31 | 5 |
| | Kevin Grevey | 1974-75 | 31 | 5 |
| | Jim Andrews | 1971-72 | 28 | 5 |
| | Cliff Hagan | 1951-52 | 32 | 5 |

SINGLE-GAME HIGHS**TRIPLE-DOUBLES**

| | Player, Opponent (Date) | P | R | A |
|----|-------------------------------------|----|----|----|
| 1. | Isaiah Briscoe (12-29-2016) | 19 | 10 | 11 |
| | De'Aaron Fox (11-28-2016) | 14 | 11 | 10 |
| | Chris Mills, Austin Peay (12-27-88) | 19 | 10 | 10 |

UK VS. EACH STATE/PROVINCE/COUNTRY

| STATE | RECORD | PCT |
|---------------|----------|-------|
| Alabama | 213-61 | .777 |
| Alaska | 5-0 | 1.000 |
| Arizona | 8-3 | .727 |
| Arkansas | 35-11 | .761 |
| California | 18-11 | .621 |
| Colorado | 3-0 | 1.000 |
| Connecticut | 3-4 | .429 |
| Delaware | 1-0 | 1.000 |
| D.C. | 2-2 | .500 |
| Florida | 117-44 | .727 |
| Georgia | 189-42 | .818 |
| Hawaii | 3-0 | 1.000 |
| Idaho | 3-0 | 1.000 |
| Illinois | 48-13 | .787 |
| Indiana | 99-52 | .656 |
| Iowa | 8-3 | .727 |
| Kansas | 34-10 | .773 |
| Kentucky | 175-70-1 | .713 |
| Louisiana | 135-35 | .794 |
| Maine | 1-0 | 1.000 |
| Maryland | 15-6 | .714 |
| Massachusetts | 15-1 | .938 |
| Mexico | 4-0 | 1.000 |
| Michigan | 24-14 | .632 |
| Minnesota | 4-1 | .800 |
| Mississippi | 208-33 | .863 |
| Missouri | 22-10 | .688 |
| Montana | 2-0 | 1.000 |
| Nebraska | 10-5 | .667 |
| Nevada | 4-0 | 1.000 |

| STATE | RECORD | PCT |
|----------------|--------------------|-------------|
| New Hampshire | 3-1 | .750 |
| New Jersey | 11-3 | .786 |
| New Mexico | 1-0 | 1.000 |
| New York | 44-13 | .772 |
| North Carolina | 53-36 | .596 |
| North Dakota | 1-0 | 1.000 |
| Ohio | 131-40 | .766 |
| Oklahoma | 11-2 | .846 |
| Ontario | 4-0 | 1.000 |
| Oregon | 9-0 | 1.000 |
| Pennsylvania | 45-8 | .849 |
| Rhode Island | 4-0 | 1.000 |
| South Carolina | 72-16 | .818 |
| South Dakota | 1-0 | 1.000 |
| Tennessee | 350-122 | .742 |
| Texas | 45-10 | .818 |
| Utah | 15-2 | .882 |
| Vermont | 1-0 | 1.000 |
| Virginia | 36-8 | .818 |
| Washington | 5-0 | 1.000 |
| West Virginia | 29-5 | .853 |
| Wisconsin | 12-9 | .571 |
| Wyoming | 2-0 | 1.000 |
| Total | 2,293-706-1 | .765 |



STREAKS

ALL-TIME WINNING STREAKS

OVERALL

| No. | Began | Ended |
|-----|--|--|
| 38 | Nov. 14, 2014 vs. Grand Canyon, 85-45 | April 4, 2015 vs. Wisconsin, 64-71 |
| 32 | Dec. 5, 1953 vs. Temple, 86-59 | Jan. 8, 1955 vs. Georgia Tech, 58-59 |
| 27 | Dec. 2, 1995 vs. Indiana, (N) 89-82 | Mar. 10, 1996 vs. Mississippi State, (N) 73-84 |
| 26 | Jan. 28, 1946 vs. Georgia Tech, 54-26 | Dec. 30, 1946 vs. Oklahoma State, (N) 31-37 |
| 26 | Dec. 30, 2002 vs. Tennessee St., 115-87 | Mar. 29, 2003 vs. Marquette, (N) 69-83 |
| 25 | Feb. 27, 1965 vs. Tennessee, 61-60 | Mar. 5, 1966 at Tennessee, 62-69 |
| 24 | Feb. 6, 1933 vs. Mexico, 81-22 | Feb. 24, 1934 vs. Florida, (N) 32-38 |
| 24 | Dec. 17, 2011 vs. Chattanooga, 87-62 | March 11, 2012 vs. Vanderbilt, (N) 64-71 |
| 23 | Jan. 2, 1952 vs. Ole Miss, 116-58 | Mar. 22, 1952 vs. St. John's, (N) 57-64 |
| 21 | Jan. 11, 1949 vs. Bowling Green, (N) 63-61 | Mar. 31, 1949 vs. Loyola (Chicago), (N) 56-67 |
| 21 | Dec. 30, 1950 vs. Syracuse, (N) 69-59 | Mar. 3, 1951 vs. Vanderbilt, (N) 57-61 |
| 19 | Nov. 13, 2009 vs. Morehead State, 75-59 | Jan. 26, 2010 at South Carolina, 62-68 |
| 18 | Feb. 5, 1948 at Alabama, 41-31 | Mar. 31, 1948 vs. Phillips Oilers, (N) 49-53 |
| 16 | Mar. 1, 1958 at Tennessee, 77-66 | Jan. 6, 1959 at Vanderbilt, 66-75 |
| 16 | Dec. 11, 1961 vs. St. Louis, 86-77 | Feb. 12, 1962 vs. Mississippi State, 44-49 |
| 16 | Mar. 15, 1969 vs. Miami (Ohio), (N) 72-71 | Jan. 31, 1970 at Vanderbilt, 81-87 |
| 16 | Feb. 21, 1976 vs. Florida, 96-89 | Dec. 18, 1976 vs. Utah, 68-70 |
| 16 | Feb. 13, 1978 at Ole Miss, 64-52 | Dec. 16, 1978 at Indiana, 67-68 |

SINGLE SEASON

| No. | Began | Ended |
|-----|--|--|
| 38 | Nov. 14, 2014 vs. Grand Canyon, 85-45 | April 4, 2015 vs. Wisconsin, 64-71 |
| 27 | Dec. 2, 1995 vs. Indiana, (N) 89-82 | Mar. 10, 1996 vs. Mississippi State, (N) 73-84 |
| 26 | Dec. 30, 2002 vs. Tennessee State, 115-87 | Mar. 29, 2003 vs. Marquette, (N) 69-83 |
| *25 | Dec. 5, 1953 vs. Temple, 86-59 | Mar. 1, 1954 at Alabama, 68-43 |
| 24 | Dec. 17, 2011 vs. Chattanooga, 87-62 | March 11, 2012 vs. Vanderbilt, (N) 64-71 |
| 23 | Jan. 2, 1952 vs. Ole Miss, (N) 116-58 | Mar. 22, 1952 vs. St. John's, (N) 57-64 |
| 23 | Dec. 1, 1965 vs. Hardin-Simmons, 83-55 | Mar. 5, 1966 at Tennessee, 62-69 |
| 21 | Jan. 11, 1949 vs. Bowling Green, (N) 63-61 | Mar. 14, 1949 vs. Loyola (Chicago), (N) 56-67 |
| 21 | Dec. 30, 1950 vs. Syracuse, (N) 69-59 | Mar. 3, 1951 vs. Vanderbilt, (N) 57-61 |

HOMECOURT

| No. | Began | Ended |
|-------|---|--|
| **129 | Jan. 4, 1943 vs. Ft. Knox, 64-30 | Jan. 8, 1955 vs. Georgia Tech, 59-58 |
| ^55 | Mar. 17, 2009 vs. UNLV, 70-60 | Dec. 1, 2012 vs. Baylor, 64-55 |
| 42 | March 4, 2014 vs. Alabama | Dec. 3, 2016 vs. UCLA, 97-92 |
| 39 | Jan. 10, 1933 vs. South Carolina, 44-36 | Feb. 22, 1936 vs. Creighton, 31-29 |
| 33 | Jan. 29, 1992 vs. Ole Miss, 96-78 | Feb. 9, 1994 vs. Arkansas, 90-82 |
| 30 | Dec. 1, 1980 vs. East Tennessee St, 62-57 | Mar. 6, 1982 vs. Alabama, 48-46 |
| 28 | Dec. 21, 1957 vs. Minnesota, 78-58 | Dec. 19, 1959 vs. West Virginia, 79-70 |
| 28 | Dec. 20, 1968 vs. Michigan, 112-104 | Dec. 19, 1970 vs. Purdue, 89-83 |
| 27 | Jan. 11, 1930 vs. Creighton, 25-21 | Feb. 20, 1932 vs. Vanderbilt, 32-31 |
| 27 | Feb. 18, 1995 vs. Florida, 87-77 | Mar. 2, 1997 vs. South Carolina, 72-66 |
| 26 | Jan. 22, 1977 vs. LSU, 87-72 | Dec. 22, 1978 vs. Texas A&M, 73-69 |

* UK registered 25 wins during its undefeated season of 1953-54. The team declined a bid to the NCAA Tournament

** NCAA record

^ Win streak began at Memorial Coliseum due to scheduling conflict at Rupp Arena

**BIGGEST WINS**

| | Margin | Score | Opponent | Site | Date |
|-----|---------------|--------------|-----------------|-----------------|---------------|
| 1. | +77 | 143-66 | Georgia | Louisville, Ky. | Feb. 27, 1956 |
| 2. | +74 | 124-50 | UT Martin | Lexington, Ky. | Nov. 26, 1994 |
| 3. | +72 | 90-18 | Western Ontario | Lexington, Ky. | Dec. 10, 1949 |
| | +72 | 96-24 | Wabash | Lexington, Ky. | Dec. 28, 1946 |
| 5. | +69 | 98-29 | Vanderbilt | Louisville, Ky. | Feb. 27, 1947 |
| | +69 | 75-6 | Arkansas State | Lexington, Ky. | Jan. 8, 1945 |
| | +69 | 81-12 | Oglethorpe | Lexington, Ky. | Dec. 13, 1934 |
| 8. | +66 | 84-18 | Auburn | Louisville, Ky. | Feb. 28, 1947 |
| 9. | +65 | 83-18 | Texas A&M | Lexington, Ky. | Dec. 14, 1946 |
| 10. | +64 | 96-32 | Morehead State | Lexington, Ky. | Dec. 16, 1995 |
| 11. | +62 | 106-44 | Vanderbilt | Lexington, Ky. | Mar. 5, 2003 |
| 12. | +61 | 101-40 | Tennessee | Lexington, Ky. | Mar. 12, 1993 |

BIGGEST LOSSES

| | Margin | Score | Opponent | Site | Date |
|-----|---------------|--------------|---------------------|----------------------|---------------|
| 1. | -70 | 17-87 | Central | Danville, Ky. | Jan. 28, 1910 |
| 2. | -55 | 95-150 | Kansas | Lawrence, Kan. | Dec. 9, 1989 |
| 3. | -47 | 10-57 | Wabash | Crawfordsville, Ind. | Jan. 6, 1925 |
| 4. | -42 | 9-51 | Central | Danville, Ky. | Mar. 11, 1910 |
| 5. | -41 | 52-93 | Vanderbilt | Nashville, Tenn. | Feb. 12, 2008 |
| | -41 | 11-52 | Rose Polytechnic | Terre Haute, Ind. | Feb. 10, 1910 |
| 7. | -39 | 50-89 | CC of New York | New York, N.Y. | Mar. 14, 1950 |
| 8. | -38 | 10-48 | Cincinnati | Lexington, Ky. | Dec. 18, 1926 |
| 9. | -37 | 17-54 | Christ Church, Cin. | Cincinnati, Ohio | Feb. 15, 1906 |
| 10. | -35 | 41-76 | LSU | Lexington, Ky. | Jan. 18, 1987 |



OVERTIME

| DATE | OPPONENT | W/L | SCORE | OT |
|------------|------------------------------|-----|---------|-----|
| 2/12/1907 | at Central | L | 23-25 | OT |
| 1/8/1910 | at Kentucky Wesleyan | W | 14-12 | OT |
| 2/21/1918 | CENTRE | W | 22-20 | 3OT |
| 3/6/1920 | at Centre | L | 18-20 | OT |
| 2/13/1922 | at Virginia | L | 30-32 | OT |
| 12/21/1928 | MIAMI, OHIO | W | 43-42 | 3OT |
| 2/1/1929 | at Mississippi State | W | 25-23 | OT |
| 1/31/1930 | at Tennessee | L | 24-29 | OT |
| 2/1/1930 | WASHINGTON & LEE | W | 28-26 | OT |
| 2/22/1930 | at Georgia | W | 22-21 | OT |
| 1/31/1931 | at Tennessee | W | 36-32 | OT |
| 12/15/1936 | at Xavier | W | 34-28 | OT |
| 2/18/1939 | at Tennessee | W | 36-34 | 2OT |
| 1/6/1940 | at Xavier | W | 42-41 | OT |
| 3/1/1940 | at Tennessee | W | 30-29 | OT |
| 12/23/1944 | OHIO STATE | W | 53-48 | OT |
| 1/1/1945 | at Long Island | W | 62-52 | OT |
| 1/27/1945 | Notre Dame (Louisville, Ky.) | L | 58-59 | OT |
| 12/29/1949 | Villanova (New Orleans) | W | 57-56 | OT |
| 12/29/1950 | St. Louis (New Orleans) | L | 42-43 | OT |
| 12/7/1957 | TEMPLE | W | 85-83 | 3OT |
| 2/22/1958 | Alabama (Montgomery, Ala.) | W | 45-43 | OT |
| 12/15/1958 | MARYLAND | W | 58-56 | OT |
| 12/14/1959 | at Kansas | W | 77-72 | OT |
| 12/22/1960 | SAINT LOUIS | L | 72-74 | OT |
| 1/5/1963 | GEORGIA TECH | L | 85-86 | 2OT |
| 1/19/1963 | TENNESSEE | L | 69-78 | OT |
| 1/10/1966 | at Georgia | W | 69-65 | 2OT |
| 12/5/1966 | ILLINOIS | L | 97-98 | OT |
| 1/5/1967 | VANDERBILT | L | 89-91 | OT |
| 1/23/1967 | TENNESSEE | L | 50-52 | 2OT |
| 2/11/1967 | MISSISSIPPI STATE | L | 72-77 | OT |
| 1/27/1969 | at Alabama | W | 83-70 | OT |
| 12/12/1970 | at Indiana | W | 95-93 | OT |
| 12/11/1971 | Indiana (Louisville, Ky.) | L | 89-90 | 2OT |
| 2/5/1972 | at Vanderbilt | W | 85-80 | OT |
| 2/12/1973 | MISSISSIPPI STATE | W | 100-87 | OT |
| 3/15/1973 | Austin Peay (NCAA) | W | 106-100 | OT |
| 2/11/1974 | at Auburn | L | 97-99 | OT |
| 12/15/1975 | Indiana (Louisville, Ky.) | L | 68-77 | OT |
| 1/10/1976 | TENNESSEE | L | 88-90 | OT |
| 1/26/1976 | at Auburn | L | 84-91 | OT |
| 3/8/1976 | MISSISSIPPI STATE | W | 94-93 | OT |
| 1/3/1977 | GEORGIA | W | 64-59 | OT |
| 1/12/1977 | TENNESSEE | L | 67-71 | OT |
| 2/11/1978 | at LSU | L | 94-95 | OT |
| 12/9/1978 | KANSAS | W | 67-66 | OT |
| 12/16/1978 | at Indiana | W | 67-68 | OT |
| 1/25/1979 | at Auburn | W | 86-83 | OT |
| 3/3/1979 | Tennessee (Birmingham, Ala.) | L | 69-75 | OT |
| 3/7/1979 | CLEMSON | L | 67-68 | OT |
| 11/17/1979 | Duke (Springfield, Mass.) | L | 76-82 | OT |
| 2/24/1980 | at LSU | W | 76-74 | OT |
| 1/31/1981 | at Georgia | W | 71-68 | 2OT |
| 12/12/1981 | at Kansas | W | 77-74 | OT |
| 12/29/1981 | Notre Dame (Louisville, Ky.) | W | 34-28 | OT |
| 2/3/1982 | at Auburn | L | 81-83 | OT |

| DATE | OPPONENT | W/L | SCORE | OT |
|------------|------------------------------|-----|---------|-----|
| 1/10/1983 | at Mississippi State | W | 59-53 | OT |
| 1/22/1983 | at Vanderbilt | W | 82-77 | OT |
| 3/26/1983 | Louisville (NCAA) | L | 68-80 | OT |
| 2/2/1985 | at Auburn | W | 49-47 | OT |
| 2/11/1987 | TENNESSEE | W | 91-84 | OT |
| 12/5/1987 | Indiana (Indianapolis) | W | 82-76 | OT |
| 12/23/1989 | UL LAFAYETTE | L | 113-116 | OT |
| 3/28/1992 | Duke (NCAA) | L | 103-104 | OT |
| 4/3/1993 | Michigan (NCAA) | L | 78-81 | OT |
| 1/8/1994 | at Georgia | L | 90-94 | OT |
| 3/12/1995 | Arkansas (SEC) | W | 95-93 | OT |
| 11/15/1996 | Clemson (Indianapolis) | L | 71-79 | OT |
| 2/4/1997 | at South Carolina | L | 79-84 | OT |
| 3/31/1997 | Arizona (NCAA) | L | 79-84 | OT |
| 1/17/1998 | ARKANSAS | W | 80-77 | OT |
| 3/28/1998 | Stanford (NCAA) | W | 86-85 | OT |
| 12/8/1998 | Indiana (Louisville, Ky.) | W | 70-61 | OT |
| 1/26/1999 | at Georgia | W | 91-83 | OT |
| 3/14/1999 | Kansas (NCAA) | W | 92-88 | OT |
| 1/22/2000 | at Vanderbilt | W | 81-73 | OT |
| 3/16/2000 | St. Bonaventure (NCAA) | W | 85-80 | 2OT |
| 11/10/2000 | UCLA (New York) | L | 92-97 | OT |
| 12/18/2001 | Duke (East Rutherford, N.J.) | L | 91-94 | OT |
| 1/5/2002 | at Mississippi State | L | 69-74 | OT |
| 2/6/2002 | at Tennessee | L | 74-76 | OT |
| 1/20/2004 | at Tennessee | W | 69-68 | OT |
| 3/12/2005 | LSU (SEC) | W | 79-78 | OT |
| 3/27/2005 | Michigan State (NCAA) | L | 88-94 | 2OT |
| 1/24/2007 | at Georgia | L | 68-78 | OT |
| 3/9/2007 | Mississippi State (SEC) | L | 82-84 | OT |
| 1/12/2008 | VANDERBILT | W | 79-73 | 3OT |
| 1/19/2008 | at Florida | L | 70-81 | OT |
| 3/15/2008 | Georgia (SEC) | L | 56-60 | OT |
| 11/25/2009 | Stanford (Cancun) | W | 73-65 | OT |
| 2/16/2010 | MISSISSIPPI STATE | W | 81-75 | OT |
| 3/14/2010 | Mississippi State (SEC) | W | 75-74 | OT |
| 2/23/2011 | at Arkansas | L | 76-77 | OT |
| 2/2/2013 | at Texas A&M | W | 72-68 | OT |
| 2/23/2013 | MISSOURI | W | 90-83 | OT |
| 1/14/2014 | at Arkansas | L | 85-87 | OT |
| 2/22/2014 | LSU | W | 77-76 | OT |
| 2/27/2014 | ARKANSAS | L | 67-71 | OT |
| 1/6/2015 | OLE MISS | W | 89-86 | OT |
| 1/10/2015 | at Texas A&M | W | 70-64 | 2OT |
| 1/30/2016 | at Kansas | L | 90-84 | OT |
| 2/20/2016 | at Texas A&M | L | 79-77 | OT |
| 3/13/2016 | vs. Texas A&M (SEC) | W | 82-77 | OT |
| 1/31/2017 | GEORGIA | W | 90-81 | OT |
| 1/30/2018 | VANDERBILT | W | 83-81 | OT |
| 12/8/2018 | vs. Seton Hall (New York) | L | 84-83 | OT |
| 3/31/2019 | vs. Auburn (NCAA) | L | 77-71 | OT |

Total 108 Games 59-49

CALIPARI ERA INDIVIDUAL SINGLE-GAME RECORDS

MOST POINTS

| Pts. | Player vs. Opponent | Date |
|------|--|----------|
| 47 | Malik Monk vs. North Carolina | 12/17/16 |
| 39 | De'Aaron Fox vs. UCLA | 3/24/17 |
| 37 | Malik Monk vs. GEORGIA | 1/31/17 |
| 35 | Jamal Murray vs. FLORIDA | 2/6/16 |
| 35 | Terrence Jones vs. AUBURN | 1/11/11 |
| 34 | Kevin Knox at West Virginia | 1/27/17 |
| 34 | Malik Monk at Ole Miss | 12/29/16 |
| 33 | Malik Monk vs. FLORIDA | 2/25/17 |
| 33 | Jamal Murray at Vanderbilt | 2/27/16 |
| 33 | Jamal Murray vs. Ohio State | 12/19/15 |
| 32 | Doron Lamb vs. WINTHROP | 12/22/10 |
| 30 | Shai Gilgeous-Alexander vs. VANDERBILT | 1/30/18 |
| 30 | Tyler Ulis vs. Texas A&M | 3/13/16 |
| 30 | Brandon Knight vs. West Virginia | 3/19/11 |
| 29 | Tyler Herrero vs. ARKANSAS | 2/16/19 |
| 29 | PJ Washington vs. Seton Hall | 12/8/18 |
| 29 | Shai Gilgeous-Alexander vs. Tennessee | 3/11/18 |
| 29 | Julius Randle vs. BELMONT | 12/21/13 |
| 29 | Terrence Jones vs. Oklahoma | 11/22/10 |
| 29 | Eric Bledsoe vs. ETSU | 3/18/10 |

SEC: 37, Malik Monk vs. GEORGIA, 1/31/17

Postseason: 39, De'Aaron Fox vs. UCLA, 3/24/17

SEC Tourney: 30, Tyler Ulis vs. Texas A&M, 3/13/16

NCAA Tourney: 39, De'Aaron Fox vs. UCLA, 3/24/17

Rupp Arena: 37, Malik Monk vs. GEORGIA, 1/31/17

On the Road: 34, Kevin Knox at West Virginia, 1/27/18

Neutral: 47, Malik Monk vs. North Carolina, 12/17/16

SEC Road: 34, Malik Monk at Ole Miss, 12/29/16

Ranked Opp.: 47, Malik Monk vs. North Carolina, 12/17/16

Freshman: 47, Malik Monk vs. North Carolina, 12/17/16

Sophomore: 30, Tyler Ulis vs. Texas A&M, 3/13/16

Junior: 25, Derek Willis vs. TENNESSEE, 2/18/16

Senior: 25, Alex Poythress at Alabama, 1/19/16

Opener: 25, Terrence Jones vs. ETSU, 11/12/10

SEC Opener: 34, Malik Monk at Ole Miss, 12/29/16

***In some cases, the most recent occurrence is listed*

MOST POINTS IN AN SEC GAME

| Pts. | Player vs. Opponent | Date |
|------|--|----------|
| 37 | Malik Monk vs. GEORGIA | 1/31/17 |
| 35 | Jamal Murray vs. FLORIDA | 2/6/16 |
| 35 | Terrence Jones vs. AUBURN | 1/11/11 |
| 34 | Malik Monk at Ole Miss | 12/29/16 |
| 33 | Malik Monk vs. FLORIDA | 2/25/17 |
| 33 | Jamal Murray at Vanderbilt | 2/27/16 |
| 30 | Shai Gilgeous-Alexander vs. VANDERBILT | 1/30/18 |
| 29 | Tyler Herrero vs. ARKANSAS | 2/26/19 |
| 28 | Jamal Murray vs. TENNESSEE | 2/18/16 |
| 28 | Anthony Davis vs. VANDERBILT | 2/25/12 |
| 27 | Malik Monk vs. VANDERBILT | 2/28/17 |
| 27 | Malik Monk vs. SOUTH CAROLINA | 1/21/17 |
| 27 | De'Aaron Fox vs. ARKANSAS | 1/7/17 |
| 27 | Tyler Ulis at South Carolina | 2/13/16 |
| 27 | Terrence Jones at LSU | 1/28/12 |
| 27 | Anthony Davis vs. ARKANSAS | 1/17/12 |
| 27 | DeMarcus Cousins at South Carolina | 1/26/10 |

MOST POINTS IN A HALF

| Pts. | Player vs. Opponent | Date |
|------|---|----------|
| 30 | Malik Monk ² vs. FLORIDA | 2/25/17 |
| 27 | Malik Monk ² vs. North Carolina | 12/17/16 |
| 27 | Jamal Murray ² vs. Ohio State | 12/19/15 |
| 24 | De'Aaron Fox ² vs. UCLA | 3/24/17 |
| 24 | Malik Monk ² at Ole Miss | 12/29/16 |
| 23 | Malik Monk ² vs. GEORGIA | 1/31/17 |
| 23 | Julius Randle ² vs. Michigan State | 11/12/13 |
| 22 | Terrence Jones ² vs. AUBURN | 1/11/11 |
| 22 | Eric Bledsoe ² vs. MOREHEAD STATE | 11/13/09 |

1 - First Half; 2 - Second Half

MOST POINTS OFF THE BENCH

| Pts. | Player vs. Opponent | Date |
|------|--|----------|
| 35 | Terrence Jones vs. AUBURN | 1/11/11 |
| 32 | Doron Lamb vs. WINTHROP | 12/22/10 |
| 28 | PJ Washington vs. Auburn | 3/31/19 |
| 27 | Malik Monk vs. VANDERBILT | 2/28/17 |
| 26 | Kyle Wiltjer at Ole Miss | 1/29/13 |
| 24 | Shai Gilgeous-Alexander vs. LOUISVILLE | 12/29/17 |
| 24 | Kyle Wiltjer vs. LOYOLA | 12/22/11 |
| 24 | Doron Lamb at North Carolina | 12/4/10 |
| 23 | Wenyen Gabriel vs. Alabama | 3/10/18 |
| 23 | Kyle Wiltjer vs. LIPSCOMB | 12/15/12 |
| 22 | Reid Travis vs. VMI | 11/18/18 |

MOST 3-POINTERS MADE

| 3's | Player vs. Opponent | Date |
|-----|-------------------------------|----------|
| 8 | Malik Monk vs. North Carolina | 12/17/16 |
| 8 | Jamal Murray vs. FLORIDA | 2/6/16 |
| 8 | Eric Bledsoe vs. ETSU | 3/18/10 |

MOST FREE THROWS

| FTs | Player vs. Opponent | Date |
|-----|-------------------------------------|----------|
| 14 | Tyler Ulis at Arkansas | 1/21/16 |
| 13 | Keldon Johnson vs. TENNESSEE STATE | 11/23/18 |
| 13 | De'Aaron Fox vs. UCLA | 3/24/17 |
| 13 | Julius Randle at Ole Miss | 2/18/14 |
| 13 | Julius Randle vs. BELMONT | 12/21/13 |
| 12 | PJ Washington vs. Seton Hall | 12/8/18 |
| 12 | Shai Gilgeous-Alexander vs. GEORGIA | 12/31/17 |
| 12 | Tyler Ulis at Tennessee | 2/2/16 |
| 12 | Dakari Johnson vs. UT ARLINGTON | 11/25/14 |
| 12 | Archie Goodwin at Ole Miss | 1/29/13 |
| 12 | Archie Goodwin vs. MOREHEAD STATE | 11/21/12 |
| 12 | Anthony Davis vs. LOUISVILLE | 12/31/11 |

MOST REBOUNDS

| Rebs | Player vs. Opponent | Date |
|------|---------------------------------------|----------|
| 19 | Nick Richards vs. SOUTHERN ILLINOIS | 11/9/18 |
| 19 | Michael Kidd-Gilchrist vs. LOUISVILLE | 12/31/11 |
| 18 | PJ Washington vs. VMI | 11/18/18 |
| 18 | Bam Adebayo vs. Northern Kentucky | 3/17/17 |
| 18 | Anthony Davis vs. CHATTANOOGA | 12/17/11 |
| 18 | DeMarcus Cousins vs. LOUISVILLE | 1/2/10 |
| 18 | Patrick Patterson vs. RIDER | 11/21/09 |
| 18 | DeMarcus Cousins vs. SAM HOUSTON ST. | 11/19/09 |
| 17 | Keldon Johnson vs. AUBURN | 2/23/19 |
| 17 | Terrence Jones vs. Notre Dame | 12/8/10 |
| 17 | Terrence Jones at Washington | 11/23/10 |



| | | |
|----|---------------------------------|---------|
| 16 | Wenyan Gabriel vs. AUBURN | 1/14/17 |
| 16 | Julius Randle vs. LSU | 3/14/14 |
| 16 | Julius Randle vs. UNC ASHEVILLE | 11/8/13 |
| 16 | Nerlens Noel vs. BAYLOR | 12/1/12 |
| 16 | Anthony Davis vs. Kansas | 4/2/12 |
| 16 | Anthony Davis vs. LITTLE ROCK | 1/3/12 |

SEC: 17, Keldon Johnson vs. AUBURN, 2/23/19
Postseason: 18, Bam Adebayo, vs. NKU, 3/17/17
SEC Tourney: 16, Julius Randle vs. LSU, 3/14/14
NCAA Tourney: 18, Bam Adebayo, vs. NKU, 3/17/17
Rupp Arena: 19, Nick Richards vs. SOUTHERN ILLINOIS, 11/9/18
On the Road: 17, Terrence Jones at Washington, 11/23/10
SEC Road: 15, Bam Adebayo at Missouri, 2/21/17
Ranked Opp.: 19, Michael Kidd-Gilchrist vs. LOUISVILLE, 12/31/11
Freshman: 19, M. Kidd-Gilchrist vs. LOUISVILLE, 12/31/11
Sophomore: 19, Nick Richards vs. SOUTHERN ILLINOIS, 11/9/18
Junior: 18, Patrick Patterson vs. RIDER, 11/21/09
Senior: 14, Josh Harrellson at Arkansas, 2/23/11
Opener: 16, Julius Randle vs. UNC ASHEVILLE, 11/8/13
SEC Opener: 12, Willie Cauley-Stein vs. OLE MISS, 1/6/15
**In some cases, the most recent occurrence is listed*

MOST OFFENSIVE REBOUNDS

| Rebs | Player vs. Opponent | Date |
|------|--------------------------------------|----------|
| 9 | Nick Richards vs. SOUTHERN ILLINOIS | 11/9/18 |
| 9 | Willie Cauley-Stein vs. ARKANSAS | 2/27/14 |
| 9 | DeMarcus Cousins vs. OLE MISS | 2/2/10 |
| 9 | Patrick Patterson vs. RIDER | 11/21/09 |
| 8 | Bam Adebayo vs. UT MARTIN | 11/25/16 |
| 8 | Dakari Johnson vs. GRAND CANYON | 11/14/14 |
| 8 | DeMarcus Cousins vs. VANDERBILT | 1/30/10 |
| 8 | Patrick Patterson at Indiana | 12/12/09 |
| 8 | DeMarcus Cousins vs. SAM HOUSTON ST. | 11/19/09 |

MOST DEFENSIVE REBOUNDS

| Rebs | Player vs. Opponent | Date |
|------|---------------------------------------|----------|
| 15 | Terrence Jones vs. Notre Dame | 12/8/10 |
| 14 | Keldon Johnson vs. AUBURN | 2/23/19 |
| 14 | DeMarcus Cousins vs. LOUISVILLE | 1/2/10 |
| 13 | Anthony Davis vs. LSU | 3/9/12 |
| 13 | Michael Kidd-Gilchrist vs. LOUISVILLE | 12/31/11 |
| 13 | Anthony Davis vs. CHATTANOOGA | 12/17/11 |
| 13 | Terrence Jones vs. Washington | 11/23/10 |
| 12 | Jarred Vanderbilt vs. MISSOURI | 2/24/18 |
| 12 | Bam Adebayo vs. Northern Kentucky | 3/17/17 |
| 12 | Karl-Anthony Towns vs. GEORGIA | 2/3/15 |
| 12 | Julius Randle vs. Kansas State | 3/21/14 |
| 12 | Anthony Davis vs. Kansas | 4/2/12 |
| 12 | Anthony Davis vs. Louisville | 3/31/12 |
| 12 | Anthony Davis vs. LITTLE ROCK | 1/3/12 |

MOST ASSISTS

| Assts. | Player vs. Opponent | Date |
|--------|------------------------------------|----------|
| 16 | John Wall vs. HARTFORD | 12/29/09 |
| 14 | Tyler Ulis vs. LSU | 3/5/16 |
| 14 | John Wall vs. UNC Asheville | 11/30/09 |
| 12 | Ashton Hagans vs. Tennessee | 3/16/19 |
| 12 | De'Aaron Fox vs. STEPHEN F. AUSTIN | 11/11/16 |
| 12 | Tyler Ulis at South Carolina | 2/13/16 |
| 11 | Isaiah Briscoe at Ole Miss | 12/29/16 |

| | | |
|----|----------------------------------|----------|
| 11 | De'Aaron Fox vs. CLEVELAND STATE | 11/23/16 |
| 11 | Tyler Ulis at Florida | 3/1/16 |
| 11 | Tyler Ulis at Texas A&M | 2/20/16 |
| 11 | Tyler Ulis vs. FLORIDA | 2/6/16 |
| 11 | John Wall vs. ETSU | 3/18/10 |
| 11 | John Wall vs. RIDER | 11/21/09 |

SEC: 14, Tyler Ulis vs. LSU, 3/5/16
Postseason: 12, Ashton Hagans vs. Tennessee, 3/16/19
SEC Tourney: 12, Ashton Hagans vs. Tennessee, 3/16/19
NCAA Tourney: 11, John Wall vs. ETSU, 3/18/10
Rupp Arena: 16, John Wall vs. HARTFORD, 12/29/09
On the Road: 12, Tyler Ulis, at South Carolina, 2/13/16
SEC Road: 12, Tyler Ulis, at South Carolina, 2/13/16
Ranked Opp.: 12, Ashton Hagans vs. Tennessee, 3/16/19
Freshman: 16, John Wall vs. HARTFORD, 12/29/09
Sophomore: 14, Tyler Ulis vs. LSU, 3/5/16
Junior: 9, DeAndre Liggins vs. WINTHROP, 12/22/10
Senior: 10, Julius Mays vs. LAFAYETTE, 11/16/12
Opener: 12, De'Aaron Fox vs. STEPHEN F. AUSTIN, 11/11/16
SEC Opener: 11, Isaiah Briscoe at Ole Miss, 12/29/16
***In some cases, the most recent occurrence is listed*

MOST POINTS-REBOUNDS-ASSISTS

| P-R-A | Player vs. Opponent | Date |
|--------------|----------------------------------|----------|
| 49 (47-0-2) | Malik Monk vs. North Carolina | 12/17/16 |
| 47 (27-17-3) | Terrence Jones vs. Notre Dame | 12/8/10 |
| 46 (29-13-4) | PJ Washington vs. Seton Hall | 12/8/18 |
| 46 (39-3-4) | De'Aaron Fox vs. UCLA | 3/24/17 |
| 45 (29-13-3) | Terrence Jones vs. Oklahoma | 11/22/10 |
| 45 (27-18-0) | DeMarcus Cousins vs. S. HOUSTON | 11/19/09 |
| 44 (24-19-1) | M. Kidd-Gilchrist vs. LOUISVILLE | 12/31/11 |
| 43 (33-9-2) | Jamal Murray at Vanderbilt | 2/27/16 |
| 43 (35-8-0) | Terrence Jones vs. AUBURN | 1/11/11 |
| 42 (33-4-5) | Malik Monk vs. FLORIDA | 2/25/17 |
| 42 (23-11-8) | Isaiah Briscoe vs. GEORGIA | 1/31/17 |
| 42 (35-6-1) | Jamal Murray vs. FLORIDA | 2/6/16 |

MOST MINUTES WITHOUT A TURNOVER

| Mins. | Player vs. Opponent | Date |
|-------|---|----------|
| 44 | Reid Travis vs. Auburn | 3/31/19 |
| 44 | Darius Miller at Arkansas | 2/23/11 |
| 41 | Aaron Harrison vs. LSU | 2/22/14 |
| 40 | Tyler Ulis vs. Duke | 11/17/15 |
| 40 | Aaron Harrison vs. OLE MISS | 1/6/15 |
| 40 | Alex Poythress vs. MISSOURI | 2/23/13 |
| 39 | Nerlens Noel vs. TEXAS A&M | 1/12/13 |
| 39 | Ryan Harrow at Louisville | 12/29/12 |
| 39 | Anthony Davis vs. ALABAMA | 1/21/12 |
| 39 | Michael Kidd-Gilchrist vs. LOUISVILLE | 12/31/11 |
| 38 | Keldon Johnson vs. Auburn | 3/31/19 |
| 38 | Aaron Harrison at LSU | 1/28/14 |
| 38 | Patrick Patterson vs. Mississippi State | 3/14/10 |

MOST BLOCKED SHOTS

| Blks. | Player vs. Opponent | Date |
|-------|-------------------------------------|----------|
| 12 | Nerlens Noel at Ole Miss | 1/29/13 |
| 9 | Willie Cauley-Stein vs. BOISE STATE | 12/10/13 |
| 9 | Willie Cauley-Stein vs. Providence | 12/1/13 |
| 8 | Nerlens Noel at Alabama | 1/22/13 |
| 8 | Anthony Davis at South Carolina | 2/4/12 |
| 8 | Anthony Davis vs. ST. JOHN'S | 12/1/11 |
| 7 | Karl-Anthony Towns vs. VANDERBILT | 1/20/15 |



| | | |
|---|-------------------------------------|----------|
| 7 | Willie Cauley-Stein vs. E. MICHIGAN | 11/27/13 |
| 7 | Willie Cauley-Stein vs. MISSOURI | 2/23/13 |
| 7 | Nerlens Noel at Auburn | 1/19/13 |
| 7 | Nerlens Noel vs. TEXAS A&M | 1/12/13 |
| 7 | Nerlens Noel vs. LIPSCOMB | 12/15/12 |
| 7 | Nerlens Noel vs. PORTLAND | 12/8/12 |
| 7 | Anthony Davis vs. Western Kentucky | 3/15/12 |
| 7 | Anthony Davis at Vanderbilt | 2/11/12 |
| 7 | Anthony Davis vs. TENNESSEE | 1/31/12 |
| 7 | Anthony Davis vs. ARKANSAS | 1/17/12 |
| 7 | Anthony Davis vs. SOUTH CAROLINA | 1/7/12 |
| 7 | Anthony Davis vs. Kansas | 11/15/11 |

SEC: 12, Nerlens Noel at Ole Miss, 1/29/13

Postseason: 7, Anthony Davis vs. Western Kentucky, 3/15/12

SEC Tourney: 6, Anthony Davis vs. LSU, 3/11/12

NCAA Tourney: 7, Anthony Davis vs. Western Kentucky, 3/15/12

Rupp Arena: 9, Willie Cauley-Stein vs. BOISE STATE, 12/10/13

On the Road: 12, Nerlens Noel at Ole Miss, 1/29/13

SEC Road: 12, Nerlens Noel at Ole Miss, 1/29/13

Ranked Opp.: 12, Nerlens Noel at Ole Miss, 1/29/13

Freshman: 12, Nerlens Noel at Ole Miss, 1/29/13

Sophomore: 9, Willie Cauley-Stein vs. BOISE STATE, 12/10/13

Junior: 4, Willie Cauley-Stein vs. ARKANSAS, 2/28/15

Senior: 6, Josh Harrellson vs. PENN, 1/3/11

Opener: 5, Anthony Davis vs. MARIST, 11/11/11

SEC Opener: 7, Anthony Davis vs. SOUTH CAROLINA, 1/7/12

***In some cases, the most recent occurrence is listed*

Sophomore: 6, Tyler Ulis vs. OLE MISS, 1/2/16

Junior: 5, Willie Cauley-Stein vs. TEXAS, 12/5/14

Senior: 4, Dominique Hawkins vs. Arkansas, 3/12/17

Opener: 4, Knox/Gilgeous-Alexander vs. UTAH VALLEY, 11/10/17

SEC Opener: 6, Tyler Ulis vs. OLE MISS, 1/2/16

***In some cases, the most recent occurrence is listed*

MOST STEALS

| Stls. | Player vs. Opponent | Date |
|-------|--------------------------------------|----------|
| 8 | Ashton Hagans vs. North Carolina | 12/22/18 |
| 6 | Tyler Ulis vs. OLE MISS | 1/2/16 |
| 6 | Willie Cauley-Stein vs. GEORGIA | 1/25/14 |
| 6 | Nerlens Noel vs. BAYLOR | 12/1/12 |
| 6 | John Wall vs. UConn | 12/9/09 |
| 6 | John Wall vs. UNC Asheville | 11/30/09 |
| 5 | Ashton Hagans vs. TEXAS A&M | 1/8/19 |
| 5 | Tyler Herro vs. MONMOUTH | 11/28/18 |
| 5 | Tyler Herro vs. NORTH DAKOTA | 11/14/18 |
| 5 | Shai Gilgeous-Alexander vs. Davidson | 3/15/18 |
| 5 | Malik Monk vs. UCLA | 12/3/16 |
| 5 | Aaron Harrison vs. ARKANSAS | 2/28/15 |
| 5 | Willie Cauley-Stein vs. Texas | 12/5/14 |
| 5 | DeAndre Liggins vs. TENNESSEE | 2/8/11 |
| 5 | Darius Miller at Portland | 11/19/10 |

SEC: 6, Tyler Ulis vs. OLE MISS, 1/2/16

Postseason: 5, Shai Gilgeous-Alexander vs. Davidson, 3/14/10

SEC Tourney: 5, John Wall vs. Mississippi State, 3/14/10

NCAA Tourney: 5, Shai Gilgeous-Alexander vs. Davidson, 3/14/10

Rupp Arena: 6, Tyler Ulis vs. OLE MISS, 1/2/16

On the Road: 5, Darius Miller at Portland, 11/19/10

SEC Road: 4, Ashton Hagans at Georgia, 1/15/19

Ranked Opp.: 8, Ashton Hagans vs. North Carolina, 12/22/18

Freshman: 8, Ashton Hagans vs. North Carolina, 12/22/18



CALIPARI ERA ALL-TIME DOUBLE-DOUBLES

BAM ADEBAYO (8)

| Date | Opponent | P | R | A |
|----------|-----------------------|----|----|---|
| 11/13/16 | CANISIUS | 14 | 11 | |
| 11/25/16 | UT MARTIN | 15 | 12 | |
| 12/3/16 | UCLA | 18 | 13 | |
| 2/21/17 | at Missouri | 22 | 15 | |
| 2/25/17 | FLORIDA | 22 | 15 | |
| 3/10/17 | vs. Georgia | 13 | 10 | |
| 3/17/17 | vs. Northern Kentucky | 15 | 18 | |
| 3/19/17 | vs. Wichita State | 13 | 10 | |

ISAIAH BRISCOE (6)

| Date | Opponent | P | R | A |
|----------|-----------------|----|----|----|
| 11/14/15 | NJIT | 11 | 12 | |
| 3/17/16 | vs. Stony Brook | 13 | 11 | |
| 12/29/16 | at Ole Miss | 19 | 10 | 11 |
| 1/24/17 | at Tennessee | 11 | 14 | |
| 1/31/17 | GEORGIA | 23 | 11 | |
| 2/11/17 | at Alabama | 11 | 11 | |

WILLIE CAULEY-STEIN (11)

| Date | Opponent | P | R | A |
|----------|------------------|----|----|---|
| 12/4/12 | SAMFORD | 12 | 12 | |
| 1/2/13 | EASTERN MICHIGAN | 11 | 11 | |
| 3/2/13 | at Arkansas | 13 | 10 | |
| 3/7/13 | at Georgia | 10 | 11 | |
| 11/19/13 | UT ARLINGTON | 14 | 10 | |
| 2/4/14 | OLE MISS | 18 | 11 | |
| 2/27/14 | ARKANSAS | 16 | 13 | |
| 3/16/14 | vs. Florida | 10 | 11 | |
| 12/5/14 | TEXAS | 21 | 12 | |
| 12/10/14 | COLUMBIA | 10 | 10 | |
| 3/15/15 | vs. Arkansas | 15 | 10 | |

DEMARCUS COUSINS (20)

| Date | Opponent | P | R | A |
|----------|-----------------------|----|----|---|
| 11/16/09 | Miami (Ohio) | 10 | 10 | |
| 11/19/09 | SAM HOUSTON STATE | 27 | 18 | |
| 11/30/09 | vs. UNC Asheville | 24 | 10 | |
| 12/9/09 | vs. UConn | 10 | 10 | |
| 12/21/09 | DREXEL | 18 | 13 | |
| 12/23/09 | LONG BEACH STATE | 15 | 10 | |
| 12/29/09 | HARTFORD | 19 | 12 | |
| 1/2/10 | LOUISVILLE | 18 | 18 | |
| 1/16/10 | at Auburn | 16 | 11 | |
| 1/23/10 | ARKANSAS | 16 | 14 | |
| 1/26/10 | at South Carolina | 27 | 12 | |
| 1/30/10 | VANDERBILT | 21 | 10 | |
| 2/2/10 | OLE MISS | 18 | 13 | |
| 2/6/10 | at LSU | 19 | 14 | |
| 2/9/10 | ALABAMA | 16 | 13 | |
| 2/16/10 | at Mississippi State | 19 | 14 | |
| 2/25/10 | SOUTH CAROLINA | 19 | 11 | |
| 2/27/10 | at Tennessee | 15 | 14 | |
| 3/13/10 | vs. Tennessee | 19 | 15 | |
| 3/14/10 | vs. Mississippi State | 10 | 10 | |

ANTHONY DAVIS (20)

| Date | Opponent | P | R | A |
|----------|----------|----|----|---|
| 11/11/11 | MARIST | 23 | 10 | |
| 11/26/11 | PORTLAND | 13 | 12 | |

| | | | | |
|----------|----------------------|----|----|--|
| 12/1/11 | ST. JOHN'S | 15 | 15 | |
| 12/17/11 | CHATTANOOGA | 14 | 18 | |
| 12/22/11 | LOYOLA | 15 | 11 | |
| 12/28/11 | LAMAR | 10 | 13 | |
| 12/31/11 | LOUISVILLE | 18 | 10 | |
| 1/3/12 | vs. Little Rock | 22 | 16 | |
| 1/7/12 | SOUTH CAROLINA | 12 | 10 | |
| 1/17/12 | ARKANSAS | 27 | 14 | |
| 1/28/12 | at LSU | 16 | 10 | |
| 2/21/12 | at Mississippi State | 13 | 11 | |
| 2/25/12 | VANDERBILT | 28 | 11 | |
| 3/4/12 | at Florida | 22 | 12 | |
| 3/9/12 | vs. LSU | 12 | 14 | |
| 3/10/12 | vs. Florida | 15 | 12 | |
| 3/11/12 | vs. Vanderbilt | 12 | 10 | |
| 3/17/12 | vs. Iowa State | 15 | 12 | |
| 3/25/12 | vs. Baylor | 18 | 11 | |
| 3/31/12 | vs. Louisville | 18 | 14 | |

HAMIDOU DIALLO (1)

| Date | Opponent | P | R | A |
|----------|----------|----|----|---|
| 12/31/17 | GEORGIA | 10 | 10 | |

DE'AARON FOX (4)

| Date | Opponent | P | R | A |
|----------|-------------------|----|----|----|
| 11/11/16 | STEPHEN F. AUSTIN | 12 | 12 | |
| 11/23/16 | CLEVELAND STATE | 16 | 11 | |
| 11/28/16 | Arizona State | 14 | 11 | 10 |
| 12/17/16 | North Carolina | 24 | 10 | |

WENYEN GABRIEL (2)

| Date | Opponent | P | R | A |
|----------|-----------------|----|----|---|
| 11/23/16 | CLEVELAND STATE | 10 | 10 | |
| 3/17/18 | vs. Buffalo | 16 | 12 | |

SHAI GILGEOUS-ALEXANDER (1)

| Date | Opponent | P | R | A |
|---------|----------|----|----|---|
| 2/28/18 | OLE MISS | 17 | 10 | |

ASHTON HAGANS (1)

| Date | Opponent | P | R | A |
|---------|---------------|----|----|---|
| 3/16/19 | vs. Tennessee | 10 | 12 | |

JOSH HARRELLSON (8)

| Date | Opponent | P | R | A |
|----------|----------------|----|-----|---|
| 11/30/10 | BOSTON | 12 | 11 | |
| 12/11/10 | INDIANA | 14 | 12 | |
| 12/31/10 | at Louisville | 23 | 14 | |
| 1/3/11 | PENN | 12 | 11 | |
| 2/23/11 | at Arkansas | 12 | 14 | |
| 3/12/11 | vs. Alabama | 14 | 10 | |
| 3/17/11 | vs. Princeton | 15 | 10 | |
| 3/25/11 | vs. Ohio State | 17 | 104 | |

TYLER HERRO (1)

| Date | Opponent | P | R | A |
|---------|-----------|----|----|---|
| 2/16/19 | TENNESSEE | 15 | 13 | |

DAKARI JOHNSON (2)

| Date | Opponent | P | R | A |
|----------|----------------|----|----|---|
| 11/14/14 | GRAND CANYON | 10 | 13 | |
| 2/14/15 | SOUTH CAROLINA | 10 | 13 | |

KELDON JOHNSON (4)

| Date | Opponent | P | R | A |
|----------|----------------|----|----|---|
| 11/14/18 | NORTH DAKOTA | 12 | 10 | |
| 12/1/18 | UNC GREENSBORO | 13 | 11 | |
| 1/26/19 | KANSAS | 15 | 10 | |
| 3/31/19 | vs. Auburn | 14 | 10 | |

TERRENCE JONES (17)

| Date | Opponent | P | R | A |
|----------|----------------------|----|----|---|
| 11/12/10 | EAST TENNESSEE ST. | 25 | 12 | |
| 11/22/10 | vs. Oklahoma | 29 | 13 | |
| 11/23/10 | vs. Washington | 16 | 17 | |
| 11/30/10 | BOSTON | 18 | 10 | |
| 12/8/10 | vs. Notre Dame | 27 | 17 | |
| 1/8/11 | at Georgia | 24 | 10 | |
| 2/1/11 | at Ole Miss | 22 | 12 | |
| 2/8/11 | TENNESSEE | 10 | 11 | |
| 2/15/11 | MISSISSIPPI STATE | 17 | 10 | |
| 2/19/11 | SOUTH CAROLINA | 19 | 12 | |
| 3/6/11 | at Tennessee | 15 | 12 | |
| 3/19/11 | vs. West Virginia | 12 | 10 | |
| 4/2/11 | vs. UConn | 11 | 15 | |
| 2/18/12 | OLE MISS | 15 | 11 | |
| 3/9/12 | vs. LSU | 15 | 11 | |
| 3/11/12 | vs. Vanderbilt | 12 | 11 | |
| 3/15/12 | vs. Western Kentucky | 22 | 10 | |

MICHAEL KIDD-GILCHRIST (7)

| Date | Opponent | P | R | A |
|----------|----------------------|----|----|---|
| 12/3/11 | NORTH CAROLINA | 17 | 11 | |
| 12/31/11 | LOUISVILLE | 24 | 19 | |
| 1/14/12 | at Tennessee | 17 | 12 | |
| 1/24/12 | at Georgia | 14 | 11 | |
| 2/7/12 | FLORIDA | 13 | 13 | |
| 2/21/12 | at Mississippi State | 18 | 10 | |
| 3/23/12 | vs. Indiana | 24 | 10 | |

KEVIN KNOX (2)

| Date | Opponent | P | R | A |
|----------|----------|----|----|---|
| 11/17/17 | ETSU | 17 | 10 | |
| 1/3/18 | at LSU | 16 | 11 | |

MARCUS LEE (4)

| Date | Opponent | P | R | A |
|----------|-------------------|----|----|---|
| 11/17/15 | vs. Duke | 10 | 10 | |
| 11/30/15 | ILLINOIS STATE | 13 | 12 | |
| 2/13/16 | at South Carolina | 11 | 13 | |
| 3/5/16 | LSU | 12 | 10 | |

TREY LYLES (2)

| Date | Opponent | P | R | A |
|---------|------------------|----|----|---|
| 12/7/14 | EASTERN KENTUCKY | 10 | 10 | |
| 3/21/15 | vs. Cincinnati | 11 | 11 | |

EJ MONTGOMERY (1)

| Date | Opponent | P | R | A |
|--------|----------------|----|----|---|
| 2/5/19 | SOUTH CAROLINA | 11 | 13 | |

NERLENS NOEL (5)

| Date | Opponent | P | R | A |
|----------|----------------|----|----|---|
| 12/22/12 | MARSHALL | 11 | 10 | |
| 1/12/13 | TEXAS A&M | 15 | 11 | |
| 2/2/13 | at Texas A&M | 19 | 14 | |
| 2/5/13 | SOUTH CAROLINA | 10 | 10 | |
| 2/9/13 | AUBURN | 10 | 12 | |

PATRICK PATTERSON (9)

| Date | Opponent | P | R | A |
|----------|----------------------|----|----|---|
| 11/13/09 | MOREHEAD STATE | 20 | 12 | |
| 11/16/09 | MIAMI (Ohio) | 17 | 10 | |
| 11/21/09 | RIDER | 19 | 18 | |
| 11/25/09 | vs. Stanford | 12 | 11 | |
| 12/12/09 | at Indiana | 19 | 11 | |
| 12/23/09 | LONG BEACH STATE | 15 | 11 | |
| 2/16/10 | at Mississippi State | 19 | 10 | |
| 2/20/10 | at Vanderbilt | 13 | 13 | |
| 3/3/10 | at Georgia | 17 | 10 | |

ALEX POYTHRESS (6)

| Date | Opponent | P | R | A |
|----------|------------------|----|----|---|
| 11/8/13 | UNC ASHEVILLE | 10 | 13 | |
| 1/26/13 | LSU | 20 | 12 | |
| 11/20/15 | WRIGHT STATE | 10 | 10 | |
| 11/24/15 | BOSTON | 14 | 10 | |
| 12/9/15 | EASTERN KENTUCKY | 21 | 13 | |
| 3/1/16 | at Florida | 12 | 10 | |

JULIUS RANDLE (24)

| Date | Opponent | P | R | A |
|----------|--------------------|----|----|---|
| 11/8/13 | UNC ASHEVILLE | 23 | 16 | |
| 11/10/13 | NORTHERN KENTUCKY | 22 | 14 | |
| 11/12/13 | vs. Michigan State | 27 | 13 | |
| 11/17/13 | ROBERT MORRIS | 10 | 15 | |
| 11/19/13 | UT ARLINGTON | 22 | 10 | |
| 11/25/13 | CLEVELAND STATE | 15 | 15 | |
| 11/27/13 | EASTERN MICHIGAN | 14 | 10 | |
| 12/10/13 | BOISE STATE | 17 | 11 | |
| 12/21/13 | BELMONT | 29 | 10 | |
| 1/14/14 | at Arkansas | 20 | 14 | |
| 1/21/14 | TEXAS A&M | 13 | 11 | |
| 2/12/14 | at Auburn | 12 | 12 | |
| 2/15/14 | FLORIDA | 13 | 13 | |
| 2/18/14 | at Ole Miss | 25 | 13 | |
| 2/27/14 | ARKANSAS | 14 | 10 | |
| 3/1/14 | at South Carolina | 10 | 15 | |
| 3/4/14 | ALABAMA | 12 | 11 | |
| 3/8/14 | at Florida | 16 | 10 | |
| 3/14/14 | vs. LSU | 17 | 16 | |
| 3/15/14 | vs. Georgia | 12 | 11 | |
| 3/21/14 | vs. Kansas State | 19 | 15 | |
| 3/23/14 | vs. Wichita State | 13 | 10 | |
| 3/28/14 | vs. Louisville | 15 | 12 | |
| 3/30/14 | vs. Michigan | 16 | 11 | |

NICK RICHARDS (1)

| Date | Opponent | P | R | A |
|----------|------------|----|----|---|
| 11/22/17 | FORT WAYNE | 25 | 15 | |

MARQUIS TEAGUE (1)

| Date | Opponent | P | R | A |
|--------|----------|----|----|---|
| 2/7/12 | FLORIDA | 12 | 10 | |

**KARL-ANTHONY TOWNS (8)**

| Date | Opponent | P | R | A |
|----------|----------------------|----|----|---|
| 11/25/14 | UT ARLINGTON | 13 | 11 | |
| 1/13/15 | MISSOURI | 12 | 10 | |
| 2/3/15 | GEORGIA | 15 | 13 | |
| 2/10/15 | at LSU | 12 | 13 | |
| 2/21/15 | AUBURN | 19 | 10 | |
| 2/25/15 | at Mississippi State | 12 | 10 | |
| 3/13/15 | vs. Florida | 13 | 12 | |
| 3/19/15 | vs. Hampton | 21 | 11 | |

REID TRAVIS (3)

| Date | Opponent | P | R | A |
|---------|----------------|----|----|---|
| 12/1/18 | UNC GREENSBORO | 22 | 12 | |
| 1/26/19 | KANSAS | 18 | 12 | |
| 3/23/19 | vs. Wofford | 14 | 11 | |

TYLER ULIS (8)

| Date | Opponent | P | R | A |
|---------|-------------------|----|----|----|
| 1/2/16 | OLE MISS | 20 | | 10 |
| 1/16/16 | at Auburn | 17 | 10 | |
| 2/6/16 | FLORIDA | 18 | | 11 |
| 2/13/16 | at South Carolina | 27 | | 12 |
| 2/20/16 | at Texas A&M | 22 | | 11 |
| 2/23/16 | ALABAMA | 19 | | 10 |
| 3/1/16 | at Florida | 19 | | 11 |
| 3/5/16 | LSU | 14 | | 14 |

JARRED VANDERBILT (1)

| Date | Opponent | P | R | A |
|---------|----------|----|----|---|
| 2/24/18 | MISSOURI | 21 | 15 | |

JOHN WALL (5)

| Date | Opponent | P | R | A |
|----------|----------------------|----|----|----|
| 11/21/09 | RIDER | 21 | | 11 |
| 11/30/09 | vs. UNC Asheville | 12 | | 14 |
| 2/9/10 | ALABAMA | 22 | 10 | |
| 2/16/10 | at Mississippi State | 18 | 10 | |
| 3/18/10 | vs. ETSU | 17 | | 11 |

PJ WASHINGTON (12)

| Date | Opponent | P | R | A |
|----------|--------------------|----|----|---|
| 11/12/17 | VERMONT | 17 | 10 | |
| 2/20/18 | at Arkansas | 13 | 10 | |
| 3/22/18 | vs. Kansas State | 18 | 15 | |
| 11/18/18 | VMI | 19 | 18 | |
| 11/21/18 | WINTHROP | 19 | 11 | |
| 12/8/18 | vs. Seton Hall | 29 | 12 | |
| 12/22/18 | vs. North Carolina | 11 | 10 | |
| 1/26/19 | KANSAS | 20 | 13 | |
| 1/29/19 | at Vanderbilt | 26 | 12 | |
| 2/2/19 | at Florida | 15 | 12 | |
| 3/15/19 | vs. Alabama | 10 | 12 | |
| 3/31/19 | vs. Auburn | 28 | 13 | |

DEREK WILLIS (2)

| Date | Opponent | P | R | A |
|---------|-----------|----|----|---|
| 1/16/16 | at Auburn | 12 | 12 | |
| 1/27/16 | MISSOURI | 18 | 12 | |

KYLE WILTJER (1)

| Date | Opponent | P | R | A |
|----------|----------|----|----|---|
| 12/15/12 | LIPSCOMB | 23 | 12 | |

JAMES YOUNG (2)

| Date | Opponent | P | R | A |
|----------|-------------------|----|----|---|
| 12/28/13 | LOUISVILLE | 18 | 10 | |
| 1/8/14 | MISSISSIPPI STATE | 26 | 10 | |

CALIPARI ERA INDIVIDUAL SEASON RECORDS

POINTS

| Rk. | Player | Pts. | Year |
|-----|-------------------------|------|------|
| 1. | Malik Monk | 754 | 2017 |
| 2. | Jamal Murray | 720 | 2016 |
| 3. | Brandon Knight | 657 | 2011 |
| 4. | John Wall | 616 | 2010 |
| 5. | Tyler Ulis | 606 | 2016 |
| 6. | De'Aaron Fox | 601 | 2017 |
| 7. | Julius Randle | 599 | 2014 |
| 8. | Terrence Jones | 595 | 2011 |
| 9. | Kevin Knox | 576 | 2018 |
| 10. | DeMarcus Cousins | 575 | 2010 |
| 11. | James Young | 573 | 2014 |
| 12. | Anthony Davis | 567 | 2012 |
| 13. | Aaron Harrison | 549 | 2014 |
| | Doron Lamb | 549 | 2012 |
| 15. | Patrick Patterson | 544 | 2010 |
| 16. | Shai Gilgeous-Alexander | 532 | 2018 |
| 17. | PJ Washington | 531 | 2019 |
| 18. | Tyler Herro | 519 | 2019 |
| 19. | Keldon Johnson | 498 | 2019 |
| 20. | Bam Adebayo | 494 | 2017 |

SCORING AVERAGE

| Rk. | Player | Avg. | Year |
|-----|-------------------------|------|------|
| 1. | Jamal Murray | 20.0 | 2016 |
| 2. | Malik Monk | 19.8 | 2017 |
| 3. | Tyler Ulis | 17.3 | 2016 |
| | Brandon Knight | 17.3 | 2011 |
| 5. | De'Aaron Fox | 16.7 | 2017 |
| 6. | John Wall | 16.6 | 2010 |
| 7. | Terrence Jones | 15.7 | 2011 |
| 8. | Kevin Knox | 15.6 | 2018 |
| 9. | PJ Washington | 15.2 | 2019 |
| 10. | DeMarcus Cousins | 15.1 | 2010 |
| 11. | Julius Randle | 15.0 | 2014 |
| 12. | Shai Gilgeous-Alexander | 14.4 | 2018 |
| 13. | James Young | 14.3 | 2014 |
| | Patrick Patterson | 14.3 | 2010 |
| 15. | Anthony Davis | 14.2 | 2012 |

REBOUNDS

| Rk. | Player | Rebs. | Year |
|-----|------------------------|-------|------|
| 1. | Julius Randle | 417 | 2014 |
| 2. | Anthony Davis | 415 | 2012 |
| 3. | DeMarcus Cousins | 376 | 2010 |
| 4. | Terrence Jones | 336 | 2011 |
| 5. | Josh Harrellson | 329 | 2011 |
| 6. | Bam Adebayo | 304 | 2017 |
| 7. | Michael Kidd-Gilchrist | 297 | 2012 |
| 8. | Patrick Patterson | 283 | 2010 |
| 9. | Terrence Jones | 272 | 2012 |
| 10. | PJ Washington | 264 | 2019 |
| 11. | Karl-Anthony Towns | 261 | 2015 |
| 12. | Willie Cauley-Stein | 251 | 2015 |
| 13. | Reid Travis | 229 | 2019 |
| 14. | Nerlens Noel | 227 | 2013 |
| 15. | Willie Cauley-Stein | 225 | 2014 |

REBOUNDING AVERAGE

| Rk. | Player | Avg. | Year |
|-----|------------------------|------|------|
| 1. | Julius Randle | 10.4 | 2014 |
| | Anthony Davis | 10.4 | 2012 |
| 3. | DeMarcus Cousins | 9.9 | 2010 |
| 4. | Nerlens Noel | 9.5 | 2013 |
| 5. | Terrence Jones | 8.8 | 2011 |
| 6. | Josh Harrellson | 8.7 | 2011 |
| 7. | Bam Adebayo | 8.0 | 2017 |
| 8. | Jarred Vanderbilt | 7.9 | 2018 |
| 9. | PJ Washington | 7.5 | 2019 |
| 10. | Michael Kidd-Gilchrist | 7.4 | 2012 |
| | Patrick Patterson | 7.4 | 2010 |

FIELD GOALS

| Rk. | Player | FGs | Year |
|-----|-------------------|-----|------|
| 1. | Malik Monk | 251 | 2017 |
| 2. | Jamal Murray | 244 | 2016 |
| 3. | Brandon Knight | 217 | 2011 |
| 4. | Patrick Patterson | 215 | 2010 |
| 5. | De'Aaron Fox | 214 | 2017 |
| 6. | Anthony Davis | 210 | 2012 |
| 7. | Terrence Jones | 206 | 2011 |
| | DeMarcus Cousins | 206 | 2010 |
| 9. | John Wall | 202 | 2010 |
| 10. | Kevin Knox | 196 | 2018 |
| | Julius Randle | 196 | 2014 |

FIELD-GOAL PERCENTAGE

| Rk. | Player | Pct. | Year |
|-----|---------------------|------|------|
| 1. | Marcus Lee | .680 | 2016 |
| 2. | Anthony Davis | .623 | 2012 |
| 3. | Willie Cauley-Stein | .621 | 2013 |
| 4. | Nick Richards | .616 | 2018 |
| 5. | Josh Harrellson | .611 | 2011 |
| 6. | Alex Poythress | .601 | 2016 |
| 7. | Bam Adebayo | .599 | 2017 |
| 8. | Willie Cauley-Stein | .596 | 2014 |
| 9. | Nerlens Noel | .590 | 2013 |
| 10. | Alex Poythress | .581 | 2013 |

min 100 attempts

3-POINT FIELD GOALS

| Rk. | Player | FGs | Year |
|-----|----------------|-----|------|
| 1. | Jamal Murray | 113 | 2016 |
| 2. | Malik Monk | 104 | 2017 |
| 3. | Brandon Knight | 87 | 2011 |
| 4. | James Young | 82 | 2014 |
| 5. | Doron Lamb | 76 | 2012 |
| 6. | Doron Lamb | 68 | 2011 |
| 7. | Julius Mays | 65 | 2013 |
| 8. | Aaron Harrison | 62 | 2014 |
| 9. | Tyler Herro | 60 | 2019 |
| 10. | Aaron Harrison | 59 | 2015 |

3-POINT FIELD-GOAL PCT.

| Rk. | Player | Pct. | Year |
|-----|---------------|------|------|
| 1. | Doron Lamb | .486 | 2011 |
| 2. | Doron Lamb | .466 | 2012 |
| 3. | Darius Miller | .443 | 2011 |
| 4. | Derek Willis | .442 | 2016 |



| | | | |
|-----|-------------------------|------|------|
| 5. | Kyle Wiltjer | .432 | 2012 |
| 6. | Tyler Ulis | .429 | 2015 |
| 7. | PJ Washington | .423 | 2019 |
| 8. | Devin Booker | .411 | 2015 |
| 9. | Jamal Murray | .408 | 2016 |
| 10. | Shai Gilgeous-Alexander | .404 | 2018 |

min. 50 attempts

FREE THROWS

| Rk. | Player | FTs | Year |
|-----|-------------------------|-----|------|
| 1. | Julius Randle | 204 | 2014 |
| 2. | John Wall | 175 | 2010 |
| 3. | Tyler Ulis | 167 | 2016 |
| 4. | DeMarcus Cousins | 162 | 2010 |
| 5. | Andrew Harrison | 159 | 2014 |
| 6. | Terrence Jones | 157 | 2011 |
| 7. | De'Aaron Fox | 156 | 2017 |
| 8. | Bam Adebayo | 154 | 2017 |
| 9. | Malik Monk | 148 | 2017 |
| 10. | Anthony Davis | 144 | 2012 |
| 11. | Shai Gilgeous-Alexander | 143 | 2018 |
| | Michael Kidd-Gilchrist | 143 | 2012 |
| 13. | Aaron Harrison | 139 | 2014 |
| 14. | Brandon Knight | 136 | 2011 |
| 15. | Archie Goodwin | 135 | 2013 |

FREE-THROW PERCENTAGE

| Rk. | Player | Pct. | Year |
|-----|-------------------------|------|------|
| 1. | Tyler Herro | .935 | 2019 |
| 2. | Tyler Ulis | .856 | 2016 |
| 3. | Darius Miller | .853 | 2011 |
| 4. | Julius Mays | .846 | 2013 |
| 5. | Dominique Hawkins | .830 | 2017 |
| 6. | Devin Booker | .828 | 2015 |
| | Immanuel Quickley | .828 | 2019 |
| 8. | Doron Lamb | .826 | 2012 |
| 9. | Malik Monk | .822 | 2017 |
| 10. | Shai Gilgeous-Alexander | .817 | 2018 |

min. 50 attempts

ASSISTS

| Rk. | Player | Assts. | Year |
|-----|-------------------------|--------|------|
| 1. | Tyler Ulis | 246 | 2016 |
| 2. | John Wall | 241 | 2010 |
| 3. | Marquis Teague | 191 | 2012 |
| 4. | Shai Gilgeous-Alexander | 189 | 2018 |
| 5. | De'Aaron Fox | 165 | 2017 |
| 6. | Ashton Hagans | 160 | 2019 |
| 7. | Andrew Harrison | 159 | 2014 |
| | Brandon Knight | 159 | 2011 |
| 9. | Isaiah Briscoe | 151 | 2017 |
| 10. | Andrew Harrison | 139 | 2015 |

ASSISTS PER GAME

| Rk. | Player | Avg. | Year |
|-----|-------------------------|-------|------|
| 1. | Tyler Ulis | 7.029 | 2016 |
| 2. | John Wall | 6.514 | 2010 |
| 3. | Shai Gilgeous-Alexander | 5.108 | 2018 |
| 4. | Marquis Teague | 4.775 | 2012 |
| 5. | De'Aaron Fox | 4.583 | 2017 |
| 6. | Ashton Hagans | 4.324 | 2019 |
| 7. | Isaiah Briscoe | 4.194 | 2017 |
| 8. | Brandon Knight | 4.184 | 2011 |
| 9. | Andrew Harrison | 3.975 | 2014 |

| | | | |
|-----|------------|-------|------|
| 10. | Tyler Ulis | 3.649 | 2015 |
|-----|------------|-------|------|

min. 15 games

ASSIST-TO-TURNOVER RATIO

| Rk. | Player | Ratio | Year |
|-----|-------------------------|-------|------|
| 1. | Tyler Ulis | 3.565 | 2016 |
| 2. | Dominique Hawkins | 3.556 | 2017 |
| 3. | Tyler Ulis | 3.553 | 2015 |
| 4. | Julius Mays | 2.500 | 2013 |
| 5. | Andrew Harrison | 2.172 | 2015 |
| 6. | De'Aaron Fox | 1.897 | 2017 |
| 7. | Shai Gilgeous-Alexander | 1.890 | 2018 |
| 8. | Marquis Teague | 1.752 | 2012 |
| 9. | DeAndre Liggins | 1.745 | 2011 |
| 10. | Ryan Harrow | 1.708 | 2013 |

min. 40 assists

STEALS

| Rk. | Player | Stls. | Year |
|-----|-------------------------|-------|------|
| 1. | John Wall | 66 | 2010 |
| 2. | Shai Gilgeous-Alexander | 61 | 2018 |
| | Ashton Hagans | 61 | 2019 |
| 4. | Anthony Davis | 54 | 2012 |
| 5. | De'Aaron Fox | 53 | 2017 |
| 6. | Eric Bledsoe | 52 | 2010 |
| 7. | Tyler Ulis | 51 | 2016 |
| 8. | Nerlens Noel | 50 | 2013 |
| 9. | Terrence Jones | 49 | 2012 |
| 10. | Willie Cauley-Stein | 47 | 2015 |
| 11. | DeAndre Liggins | 46 | 2011 |
| 12. | Willie Cauley-Stein | 44 | 2014 |
| 13. | Aaron Harrison | 43 | 2015 |
| | Aaron Harrison | 43 | 2014 |
| | Terrence Jones | 43 | 2011 |

STEALS PER GAME

| Rk. | Player | Avg. | Year |
|-----|-------------------------|-------|------|
| 1. | Nerlens Noel | 2.083 | 2013 |
| 2. | John Wall | 1.784 | 2010 |
| 3. | Shai Gilgeous-Alexander | 1.649 | 2018 |
| | Ashton Hagans | 1.649 | 2019 |
| 5. | De'Aaron Fox | 1.472 | 2017 |
| 6. | Tyler Ulis | 1.457 | 2016 |
| 7. | Eric Bledsoe | 1.405 | 2010 |
| 8. | Anthony Davis | 1.350 | 2012 |
| 9. | Terrence Jones | 1.289 | 2012 |
| 10. | DeAndre Liggins | 1.211 | 2011 |

min. 30 steals

BLOCKED SHOTS

| Rk. | Player | Blks. | Year |
|-----|---------------------|-------|------|
| 1. | Anthony Davis | 186 | 2012 |
| 2. | Willie Cauley-Stein | 106 | 2014 |
| | Nerlens Noel | 106 | 2013 |
| 4. | Karl-Anthony Towns | 88 | 2015 |
| 5. | Terrence Jones | 72 | 2011 |
| 6. | Terrence Jones | 68 | 2012 |
| 7. | Willie Cauley-Stein | 67 | 2015 |
| | DeMarcus Cousins | 67 | 2010 |
| 9. | Willie Cauley-Stein | 60 | 2013 |
| 10. | Skal Labissiere | 59 | 2016 |
| | Marcus Lee | 59 | 2016 |
| 12. | Bam Adebayo | 57 | 2017 |
| | Josh Harrellson | 57 | 2011 |

| | | | |
|-----|-------------------|----|------|
| 14. | Daniel Orton | 52 | 2010 |
| 15. | Patrick Patterson | 51 | 2010 |

BLOCKED SHOTS PER GAME

| Rk. | Player | Avg. | Year |
|-----|---------------------|-------|------|
| 1. | Anthony Davis | 4.650 | 2012 |
| 2. | Nerlens Noel | 4.167 | 2013 |
| 3. | Willie Cauley-Stein | 2.865 | 2014 |
| 4. | Karl-Anthony Towns | 2.256 | 2015 |
| 5. | Willie Cauley-Stein | 2.069 | 2013 |
| 6. | Terrence Jones | 1.895 | 2011 |
| 7. | Terrence Jones | 1.789 | 2012 |
| 8. | DeMarcus Cousins | 1.763 | 2010 |
| 8. | Willie Cauley-Stein | 1.718 | 2015 |
| 9. | Skal Labissiere | 1.639 | 2016 |
| | Marcus Lee | 1.639 | 2016 |

min. 30 blocks

MINUTES PLAYED

| Rk. | Player | Mins. | Year |
|-----|-------------------------|-------|------|
| 1. | Brandon Knight | 1363 | 2011 |
| 2. | Aaron Harrison | 1303 | 2014 |
| | Marquis Teague | 1303 | 2012 |
| 4. | James Young | 1296 | 2014 |
| 5. | Tyler Ulis | 1288 | 2016 |
| | John Wall | 1288 | 2010 |
| 7. | Anthony Davis | 1281 | 2012 |
| 8. | Jamal Murray | 1267 | 2016 |
| | Andrew Harrison | 1267 | 2014 |
| 10. | Patrick Patterson | 1255 | 2010 |
| 11. | Doron Lamb | 1249 | 2012 |
| 12. | Shai Gilgeous-Alexander | 1248 | 2018 |
| 13. | Michael Kidd-Gilchrist | 1245 | 2012 |
| 14. | Julius Randle | 1233 | 2014 |
| 15. | Malik Monk | 1218 | 2017 |

DOUBLE-FIGURE SCORING GAMES

| Rk. | Player | No. | Year |
|-----|------------------|-----|------|
| 1. | Malik Monk | 36 | 2017 |
| 2. | Jamal Murray | 35 | 2016 |
| | Julius Randle | 35 | 2014 |
| | Brandon Knight | 35 | 2011 |
| 5. | John Wall | 34 | 2010 |
| 6. | Anthony Davis | 32 | 2012 |
| | De'Aaron Fox | 32 | 2017 |
| | Terrence Jones | 32 | 2011 |
| 9. | Bam Adebayo | 31 | 2017 |
| | DeMarcus Cousins | 31 | 2010 |

20-POINT SCORING GAMES

| Rk. | Player | No. | Year |
|-----|----------------|-----|------|
| 1. | Malik Monk | 19 | 2017 |
| 2. | Jamal Murray | 18 | 2016 |
| 3. | Tyler Ulis | 15 | 2016 |
| 4. | Brandon Knight | 14 | 2011 |
| 5. | PJ Washington | 11 | 2019 |
| 6. | De'Aaron Fox | 10 | 2017 |
| | Kevin Knox | 10 | 2018 |
| 8. | James Young | 9 | 2014 |
| 9. | Aaron Harrison | 8 | 2014 |
| | Terrence Jones | 8 | 2011 |
| | John Wall | 8 | 2010 |

DOUBLE-FIGURE REBOUNDED GAMES

| Rk. | Player | No. | Year |
|-----|---------------------|-----|------|
| 1. | Julius Randle | 27 | 2014 |
| 2. | Anthony Davis | 23 | 2012 |
| 3. | DeMarcus Cousins | 21 | 2010 |
| 4. | Josh Harrellson | 16 | 2011 |
| 5. | Terrence Jones | 13 | 2011 |
| 6. | Patrick Patterson | 11 | 2010 |
| 7. | Karl-Anthony Towns | 10 | 2015 |
| 8. | Bam Adebayo | 9 | 2017 |
| | Willie Cauley-Stein | 9 | 2015 |
| | Nerlens Noel | 9 | 2013 |
| | PJ Washington | 9 | 2019 |

GAMES WITH 5+ ASSISTS

| Rk. | Player | No. | Year |
|-----|-------------------------|-----|------|
| 1. | Tyler Ulis | 31 | 2016 |
| 2. | John Wall | 29 | 2010 |
| 3. | Shai Gilgeous-Alexander | 21 | 2018 |
| 4. | Marquis Teague | 20 | 2012 |
| 5. | De'Aaron Fox | 17 | 2017 |
| 6. | Isaiah Briscoe | 14 | 2017 |
| | Andrew Harrison | 14 | 2014 |
| | Brandon Knight | 14 | 2011 |
| 9. | Ashton Hagans | 12 | 2019 |
| | Tyler Ulis | 12 | 2015 |

GAMES WITH 3+ 3-POINTERS

| Rk. | Player | No. | Year |
|-----|----------------|-----|------|
| 1. | Jamal Murray | 20 | 2016 |
| 2. | Malik Monk | 18 | 2017 |
| 3. | Brandon Knight | 16 | 2011 |
| 4. | James Young | 15 | 2014 |
| 5. | Doron Lamb | 11 | 2012 |
| | Darius Miller | 11 | 2012 |
| 7. | Julius Mays | 10 | 2013 |
| 8. | Devin Booker | 9 | 2015 |
| | Aaron Harrison | 9 | 2014 |
| | Tyler Herro | 9 | 2019 |
| | Doron Lamb | 9 | 2011 |



CALIPARI ERA INDIVIDUAL SEASON MILESTONES

450 POINTS/225 REBOUNDS

| Player | Year | Pts | Reb |
|------------------------|------|-----|-----|
| PJ Washington | 2019 | 531 | 264 |
| Bam Adebayo | 2017 | 481 | 297 |
| Julius Randle | 2014 | 599 | 417 |
| Anthony Davis | 2012 | 567 | 415 |
| Terrence Jones | 2012 | 469 | 272 |
| Michael Kidd-Gilchrist | 2012 | 476 | 297 |
| Terrence Jones | 2011 | 595 | 336 |
| DeMarcus Cousins | 2010 | 575 | 376 |
| Patrick Patterson | 2010 | 544 | 283 |

300 POINTS/100 ASSISTS

| Player | Year | Pts | Asst |
|-------------------------|------|-----|------|
| Shai Gilgeous-Alexander | 2018 | 532 | 189 |
| De'Aaron Fox | 2017 | 588 | 162 |
| Isaiah Briscoe | 2017 | 430 | 143 |
| Isaiah Briscoe | 2016 | 326 | 107 |
| Tyler Ulis | 2016 | 606 | 246 |
| Andrew Harrison | 2015 | 364 | 139 |
| Andrew Harrison | 2014 | 434 | 159 |
| Marquis Teague | 2012 | 401 | 191 |
| Brandon Knight | 2011 | 657 | 159 |
| Eric Bledsoe | 2010 | 419 | 107 |
| John Wall | 2010 | 616 | 241 |

300 POINTS/100 REBOUNDS/75 ASSISTS

| Player | Year | Pts | Reb | Asst |
|-------------------------|------|-----|-----|------|
| Tyler Herro | 2019 | 519 | 166 | 91 |
| Shai Gilgeous-Alexander | 2018 | 532 | 153 | 189 |
| De'Aaron Fox | 2017 | 588 | 139 | 162 |
| Isaiah Briscoe | 2017 | 430 | 191 | 143 |
| Isaiah Briscoe | 2016 | 326 | 181 | 107 |
| Jamal Murray | 2016 | 720 | 186 | 79 |
| Tyler Ulis | 2016 | 606 | 105 | 246 |
| Andrew Harrison | 2014 | 434 | 126 | 159 |

| | | | | |
|------------------------|------|-----|-----|-----|
| Archie Goodwin | 2013 | 466 | 152 | 88 |
| Michael Kidd-Gilchrist | 2012 | 476 | 297 | 75 |
| Darius Miller | 2012 | 397 | 110 | 82 |
| Marquis Teague | 2012 | 401 | 101 | 191 |
| Terrence Jones | 2011 | 595 | 336 | 75 |
| Brandon Knight | 2011 | 657 | 153 | 159 |
| Eric Bledsoe | 2010 | 419 | 114 | 107 |
| John Wall | 2010 | 616 | 159 | 241 |

300 POINTS/200 REBOUNDS/50 BLOCKS

| Player | Year | Pts | Reb | Blk |
|---------------------|------|-----|-----|-----|
| Bam Adebayo | 2017 | 481 | 297 | 56 |
| Willie Cauley-Stein | 2015 | 349 | 251 | 67 |
| Karl-Anthony Towns | 2015 | 401 | 261 | 88 |
| Anthony Davis | 2012 | 567 | 415 | 186 |
| Terrence Jones | 2012 | 469 | 272 | 68 |
| Terrence Jones | 2011 | 595 | 336 | 72 |
| DeMarcus Cousins | 2010 | 575 | 376 | 67 |
| Patrick Patterson | 2010 | 544 | 283 | 51 |

200 REBOUNDS/50 BLOCKS/25 STEALS

| Player | Year | Reb | Blk | Stl |
|---------------------|------|-----|-----|-----|
| Bam Adebayo | 2017 | 297 | 56 | 25 |
| Willie Cauley-Stein | 2015 | 251 | 67 | 47 |
| Willie Cauley-Stein | 2014 | 225 | 106 | 44 |
| Nerlens Noel | 2013 | 227 | 106 | 50 |
| Anthony Davis | 2012 | 415 | 186 | 54 |
| Terrence Jones | 2012 | 272 | 68 | 49 |
| Josh Harrellson | 2011 | 329 | 57 | 35 |
| Terrence Jones | 2011 | 336 | 72 | 43 |
| DeMarcus Cousins | 2010 | 376 | 67 | 37 |
| Patrick Patterson | 2010 | 283 | 51 | 27 |

CALIPARI ERA MISCELLANEOUS RECORDS

TOP SCORING SINGLE-SEASON DUOS BY POINTS

| Pts. | Avg. | Player | Player | Year |
|-------|--------|------------------|----------------|------|
| 1,355 | 36.623 | Malik Monk | De'Aaron Fox | 2017 |
| 1,326 | 36.833 | Jamal Murray | Tyler Ulis | 2016 |
| 1,252 | 32.947 | Brandon Knight | Terrence Jones | 2011 |
| 1,191 | 32.189 | DeMarcus Cousins | John Wall | 2010 |
| 1,172 | 29.300 | Julius Randle | James Young | 2014 |

TOP SCORING SINGLE-SEASON FRESHMAN DUOS BY POINTS

| Pts. | Avg. | Player | Player | Year |
|-------|--------|------------------|-------------------------|------|
| 1,355 | 36.623 | Malik Monk | De'Aaron Fox | 2017 |
| 1,252 | 32.947 | Brandon Knight | Terrence Jones | 2011 |
| 1,191 | 32.189 | DeMarcus Cousins | John Wall | 2010 |
| 1,172 | 29.300 | Julius Randle | James Young | 2014 |
| 1,108 | 29.946 | Kevin Knox | Shai Gilgeous-Alexander | 2018 |

TOP SCORING SINGLE-SEASON TRIOS BY POINTS

| Pts. | Avg. | Player | Player | Player | Year |
|-------|--------|------------------|-------------------|----------------|------|
| 1,849 | 49.527 | Malik Monk | De'Aaron Fox | Bam Adebayo | 2017 |
| 1,735 | 46.892 | DeMarcus Cousins | Patrick Patterson | John Wall | 2010 |
| 1,721 | 45.289 | Brandon Knight | Terrence Jones | Doron Lamb | 2011 |
| 1,721 | 43.025 | Julius Randle | James Young | Aaron Harrison | 2014 |
| 1,652 | 45.889 | Jamal Murray | Tyler Ulis | Isaiah Briscoe | 2016 |

TOP SCORING SINGLE-SEASON FRESHMAN CLASS

| Pts. | PPG | Year | Players |
|-------|--------|------|--|
| 2,466 | 66.649 | 2018 | Knox (576), Gilgeous-Alexander (532), Washington (401), Diallo (371), Green (315), Richards (189), Vanderbilt (82) |
| 2,459 | 61.475 | 2014 | Randle (599), Young (573), Aa. Harrison (549), An. Harrison (434), Johnson (202), Lee (59), Hawkins (25), Willis (16), Floreal (2) |
| 2,082 | 54.789 | 2017 | Monk (754), Fox (601), Adebayo (494), Gabriel (174), Killeya-Jones (40), Wynyard (11), Calipari (8) |
| 1,759 | 47.541 | 2010 | Wall (616), Cousins (575), Bledsoe (419), Orton (129), Hood (20) |
| 1,731 | 45.553 | 2011 | Knight (657), Jones (595), Lamb (469), Polson (6), Poole (4) |
| 1,697 | 45.865 | 2019 | Herro (519), Johnson (498), Hagans (284), Quickley (193), Montgomery (139), Baker (64) |
| 1,651 | 41.275 | 2012 | Davis (567), Kidd-Gilchrist (476), Teague (401), Wiltjer (199), Malone (6), Long (2) |
| 1,389 | 38.583 | 2016 | Murray (720), Briscoe (326), Labissiere (237), Matthews (61), Humphries (43), David (2) |
| 1,330 | 40.303 | 2013 | Goodwin (466), Poythress (371), Noel (251), Cauley-Stein (242) |
| 1,304 | 33.436 | 2015 | Towns (401), Booker (381), Lyles (313), Ulis (209) |

TOP SCORING SINGLE-SEASON SOPHOMORE CLASS

| Pts. | PPG | Year | Players |
|-------|--------|------|--|
| 1,199 | 30.744 | 2015 | Aa. Harrison (430), An. Harrison (364), Johnson (248), Lee (102), Hawkins (29), Willis (25), Floreal (1) |
| 1,019 | 25.475 | 2012 | Lamb (549), Jones (469), Polson (1) |
| 750 | 20.270 | 2019 | Washington (531), Richards (147), Green (72) |
| 623 | 18.879 | 2013 | Wiltjer (336), Harrow (287) |
| 606 | 17.314 | 2016 | Ulis (606) |
| 564 | 15.243 | 2010 | Miller (246), Dodson (209), Liggins (109) |
| 547 | 14.395 | 2017 | Briscoe (437), Humphries (105), David (5) |
| 486 | 12.150 | 2014 | Cauley-Stein (252), Poythress (234) |
| 374 | 10.108 | 2018 | Gabriel (251), Killeya-Jones (112), Wynyard (8), Calipari (3) |
| 26 | 0.684 | 2011 | Hood (26) |

TOP SCORING SINGLE-SEASON JUNIOR CLASS

| Pts. | PPG | Year | Players |
|------|--------|------|--|
| 799 | 21.023 | 2011 | Miller (414), Liggins (328), Vargas (57) |
| 572 | 15.459 | 2010 | Patterson (544), Harrellson (28) |
| 549 | 15.250 | 2016 | Willis (247), Lee (229), Hawkins (61), Mulder (12) |
| 393 | 10.077 | 2015 | Cauley-Stein (349), Poythress (44) |
| 135 | 4.091 | 2013 | Polson (101), Hood (34) |

TOP SCORING SINGLE-SEASON SENIOR CLASS

| Pts. | PPG | Year | Players |
|------|--------|------|---|
| 596 | 15.684 | 2017 | Willis (267), Hawkins (178), Mulder (151) |
| 425 | 10.625 | 2012 | Miller (397), Vargas (28) |
| 359 | 11.219 | 2019 | Travis (359) |
| 317 | 10.226 | 2016 | Poythress (317) |
| 308 | 9.333 | 2013 | Mays (306), Beckham (2) |
| 289 | 7.605 | 2011 | Harrellson (289) |
| 117 | 3.162 | 2010 | Harris (67), Stevenson (44), Krebs (6) |
| 47 | 1.175 | 2014 | Polson (32), Hood (15) |
| 4 | 0.103 | 2015 | Lanter (3), Malone (1) |



CALIPARI ERA INDIVIDUAL CAREER RECORDS

POINTS

| Rk. | Player | Years | GP | Pts. |
|-----|---------------------|---------|-----|------|
| 1. | Terrence Jones | 2011-12 | 76 | 1064 |
| 2. | Darius Miller | 2010-12 | 116 | 1057 |
| 3. | Doron Lamb | 2011-12 | 78 | 1018 |
| 4. | Aaron Harrison | 2014-15 | 79 | 979 |
| 5. | Alex Poythress | 2013-16 | 81 | 966 |
| 6. | PJ Washington | 2018-19 | 72 | 932 |
| 7. | Willie Cauley-Stein | 2013-15 | 105 | 843 |
| 8. | Tyler Ulis | 2015-16 | 72 | 815 |
| 9. | Andrew Harrison | 2014-15 | 79 | 798 |
| 10. | Isaiah Briscoe | 2016-17 | 70 | 763 |

HIGHEST SCORING AVERAGE

| Rk. | Player | Years | Pts. | Avg. |
|-----|----------------------------------|--------------|------------|------|
| 1. | Jamal Murray | 2016 | 720 | 20.0 |
| 2. | Malik Monk | 2017 | 754 | 19.8 |
| 3. | Brandon Knight | 2011 | 657 | 17.3 |
| 4. | De'Aaron Fox | 2017 | 601 | 16.7 |
| 5. | John Wall | 2010 | 515 | 16.6 |
| 6. | Kevin Knox | 2018 | 576 | 15.6 |
| 7. | DeMarcus Cousins | 2010 | 575 | 15.1 |
| 8. | Julius Randle | 2014 | 599 | 15.0 |
| 9. | Shai Gilgeous-Alexander | 2018 | 532 | 14.4 |
| 10. | James Young Patrick Patterson | 2014 2010 | 573 544 | 14.3 |

min. 300 points

REBOUNDS

| Rk. | Player | Years | Rebs. |
|-----|---------------------------------|--------------------|------------|
| 1. | Willie Cauley-Stein | 2013-15 | 655 |
| 2. | Terrence Jones | 2011-12 | 608 |
| 3. | Alex Poythress | 2013-16 | 597 |
| 4. | PJ Washington | 2018-19 | 475 |
| 5. | Julius Randle | 2014 | 417 |
| 6. | Anthony Davis | 2012 | 415 |
| 7. | Marcus Lee | 2014-16 | 390 |
| 8. | Wenyen Gabriel | 2017-18 | 382 |
| 9. | Isaiah Briscoe Darius Miller | 2016-17 2010-12 | 376 376 |
| | DeMarcus Cousins | 2010 | 376 |

HIGHEST REBOUNDING AVERAGE

| Rk. | Player | Years | Rebs. | Avg. |
|-----|---|--------------|------------|------------|
| 1. | Julius Randle | 2014 | 417 | 10.4 |
| | Anthony Davis | 2012 | 415 | 10.4 |
| 3. | DeMarcus Cousins | 2010 | 376 | 9.9 |
| 4. | Nerlens Noel | 2013 | 227 | 9.5 |
| 5. | Bam Adebayo | 2017 | 304 | 8.0 |
| | Terrence Jones | 2011-12 | 608 | 8.0 |
| 7. | Jarrod Vanderbilt | 2018 | 110 | 7.9 |
| 8. | Michael Kidd-Gilchrist Patrick Patterson | 2012 2010 | 297 283 | 7.4 7.4 |
| 10. | Reid Travis | 2019 | 286 | 7.2 |

min. 100 rebounds

FIELD GOALS

| Rk. | Player | Years | FGs. |
|-----|---------------------|---------|------|
| 1. | Terrence Jones | 2011-12 | 383 |
| 2. | Darius Miller | 2010-12 | 378 |
| 3. | Alex Poythress | 2013-16 | 356 |
| 4. | Willie Cauley-Stein | 2013-15 | 346 |

| | | | |
|-----|----------------|---------|-----|
| 5. | Doron Lamb | 2011-12 | 336 |
| 6. | PJ Washington | 2018-19 | 325 |
| 7. | Aaron Harrison | 2014-15 | 320 |
| 8. | Isaiah Briscoe | 2016-17 | 295 |
| 9. | Tyler Ulis | 2015-16 | 259 |
| 10. | Malik Monk | 2017 | 251 |

FIELD-GOAL PERCENTAGE

| Rk. | Player | Years | FGM | FGA | Pct. |
|-----|---------------------|---------|-----|-----|------|
| 1. | Marcus Lee | 2014-16 | 175 | 265 | .660 |
| 2. | Anthony Davis | 2012 | 210 | 337 | .623 |
| 3. | Nick Richards | 2018-19 | 118 | 194 | .608 |
| 4. | Bam Adebayo | 2017 | 170 | 284 | .599 |
| 5. | Josh Harrellson | 2010-11 | 139 | 234 | .594 |
| 6. | Willie Cauley-Stein | 2013-15 | 346 | 583 | .593 |
| 7. | Sacha Killeya-Jones | 2017-18 | 62 | 106 | .585 |
| 8. | Patrick Patterson | 2010 | 215 | 374 | .575 |
| 9. | Karl-Anthony Towns | 2015 | 145 | 256 | .566 |
| 10. | DeMarcus Cousins | 2010 | 206 | 369 | .558 |

min. 100 attempts

3-POINTERS

| Rk. | Player | Years | 3PM |
|-----|----------------|---------|-----|
| 1. | Darius Miller | 2010-12 | 157 |
| 2. | Doron Lamb | 2011-12 | 144 |
| 3. | Aaron Harrison | 2014-15 | 121 |
| 4. | Jamal Murray | 2016 | 113 |
| 5. | Derek Willis | 2014-17 | 108 |
| 6. | Malik Monk | 2017 | 104 |
| 7. | Kyle Wiltjer | 2012-13 | 90 |
| 8. | Tyler Ulis | 2015-16 | 88 |
| 9. | Brandon Knight | 2011 | 87 |
| 10. | James Young | 2014 | 82 |

3-POINT FIELD-GOAL PERCENTAGE

| Rk. | Player | Years | 3PM | 3PA | Pct. |
|-----|---------------|---------|-----|-----|------|
| 1. | Doron Lamb | 2011-12 | 144 | 303 | .475 |
| 2. | Derek Willis | 2014-16 | 59 | 141 | .418 |
| 3. | Devin Booker | 2015 | 58 | 141 | .411 |
| 4. | Jamal Murray | 2016 | 113 | 277 | .408 |
| 5. | Derek Willis | 2014-17 | 108 | 271 | .399 |
| 6. | Malik Monk | 2017 | 104 | 262 | .397 |
| 7. | Kyle Wiltjer | 2012-13 | 90 | 231 | .390 |
| 8. | Quade Green | 2018-19 | 52 | 135 | .385 |
| | Darius Miller | 2010-12 | 157 | 408 | .385 |
| 10. | PJ Washington | 2018-19 | 38 | 99 | .384 |

min. 30 made attempts

FREE THROWS

| Rk. | Player | Years | FTM |
|-----|------------------|---------|-----|
| 1. | Andrew Harrison | 2014-15 | 285 |
| 2. | Terrence Jones | 2011-12 | 256 |
| 3. | PJ Washington | 2018-19 | 244 |
| 4. | Alex Poythress | 2013-16 | 225 |
| 5. | Aaron Harrison | 2014-15 | 218 |
| 6. | Tyler Ulis | 2015-16 | 209 |
| 7. | Julius Randle | 2014 | 204 |
| 8. | Doron Lamb | 2011-12 | 202 |
| 9. | John Wall | 2010 | 175 |
| 10. | DeMarcus Cousins | 2010 | 162 |

FREE-THROW PERCENTAGE

| Rk. | Player | Years | FTM | FTA | Pct. |
|-----|-------------------------|---------|-----|-----|------|
| 1. | Tyler Herro | 2019 | 87 | 93 | .935 |
| 2. | Tyler Ulis | 2015-16 | 209 | 247 | .846 |
| | Julius Mays | 2013 | 55 | 65 | .846 |
| 4. | Quade Green | 2018-19 | 59 | 71 | .831 |
| 5. | Devin Booker | 2015 | 53 | 64 | .828 |
| | Immanuel Quickley | 2019 | 53 | 64 | .828 |
| 7. | Malik Monk | 2017 | 148 | 180 | .822 |
| 8. | Darius Miller | 2010-12 | 144 | 176 | .818 |
| 9. | Shai Gilgeous-Alexander | 2018 | 143 | 175 | .817 |
| 10. | Doron Lamb | 2011-12 | 202 | 249 | .811 |

min. 50 made attempts

ASSISTS

| Rk. | Player | Years | Assts. |
|-----|-------------------------|---------|--------|
| 1. | Tyler Ulis | 2015-16 | 381 |
| 2. | Andrew Harrison | 2014-15 | 298 |
| 3. | Isaiah Briscoe | 2016-17 | 258 |
| 4. | John Wall | 2010 | 241 |
| 5. | Darius Miller | 2010-12 | 206 |
| 6. | Marquis Teague | 2012 | 191 |
| 7. | Shai Gilgeous-Alexander | 2018 | 189 |
| 8. | De'Aaron Fox | 2017 | 165 |
| 9. | Ashton Hagans | 2019 | 160 |
| 10. | Brandon Knight | 2011 | 159 |

ASSISTS PER GAME

| Rk. | Player | Years | Assts. | Avg. |
|-----|-------------------------|---------|--------|-------|
| 1. | John Wall | 2010 | 241 | 6.514 |
| 2. | Tyler Ulis | 2015-16 | 381 | 5.292 |
| 3. | Shai Gilgeous-Alexander | 2018 | 189 | 5.108 |
| 4. | Marquis Teague | 2012 | 191 | 4.775 |
| 5. | De'Aaron Fox | 2017 | 165 | 4.583 |
| 6. | Ashton Hagans | 2019 | 160 | 4.324 |
| 7. | Brandon Knight | 2011 | 159 | 4.184 |
| 8. | Andrew Harrison | 2014-15 | 298 | 3.772 |
| 9. | Isaiah Briscoe | 2016-17 | 258 | 3.686 |
| 10. | Eric Bledsoe | 2010 | 107 | 2.892 |

min. 30 assists

ASSIST-TO-TURNOVER RATIO

| Rk. | Player | Years | Assts. | TO | Ratio |
|-----|-------------------------|---------|--------|-----|-------|
| 1. | Tyler Ulis | 2015-16 | 381 | 107 | 3.561 |
| 2. | Dominique Hawkins | 2014-17 | 39 | 17 | 2.943 |
| 3. | Julius Mays | 2013 | 95 | 38 | 2.500 |
| 4. | De'Aaron Fox | 2017 | 165 | 87 | 1.897 |
| 5. | Shai Gilgeous-Alexander | 2018 | 189 | 100 | 1.890 |
| 6. | Marquis Teague | 2012 | 191 | 109 | 1.752 |
| 7. | Andrew Harrison | 2014-15 | 298 | 173 | 1.723 |
| 8. | Ryan Harrow | 2013 | 82 | 48 | 1.708 |
| 9. | Ashton Hagans | 2019 | 160 | 94 | 1.702 |
| 10. | DeAndre Liggins | 2010-11 | 120 | 72 | 1.667 |

min. 30 assists

BLOCKED SHOTS

| Rk. | Player | Years | Blks. |
|-----|---------------------|---------|-------|
| 1. | Willie Cauley-Stein | 2013-15 | 233 |
| 2. | Anthony Davis | 2012 | 186 |
| 3. | Terrence Jones | 2011-12 | 140 |
| 4. | Nerlens Noel | 2013 | 106 |
| 5. | Marcus Lee | 2014-16 | 100 |
| 6. | Karl-Anthony Towns | 2015 | 88 |
| 7. | Nick Richards | 2018-19 | 80 |

| | | | |
|-----|----------------|---------|----|
| 8. | Darius Miller | 2010-12 | 78 |
| 9. | Alex Poythress | 2013-16 | 77 |
| 10. | Wenyen Gabriel | 2017-18 | 74 |
| | PJ Washington | 2018-19 | 74 |

BLOCKED SHOTS PER GAME

| Rk. | Player | Years | Blks. | Avg. |
|-----|---------------------|---------|-------|-------|
| 1. | Anthony Davis | 2012 | 186 | 4.650 |
| 2. | Nerlens Noel | 2013 | 106 | 4.417 |
| 3. | Karl-Anthony Towns | 2015 | 88 | 2.256 |
| 4. | Willie Cauley-Stein | 2013-15 | 233 | 2.219 |
| 5. | Terrence Jones | 2011-12 | 137 | 1.842 |
| 6. | DeMarcus Cousins | 2010 | 67 | 1.763 |
| 7. | Skal Labissiere | 2016 | 59 | 1.639 |
| 8. | Bam Adebayo | 2017 | 57 | 1.500 |
| 9. | Daniel Orton | 2010 | 52 | 1.368 |
| 10. | Patrick Patterson | 2010 | 51 | 1.342 |

min 30 blocks

STEALS

| Rk. | Player | Years | Stls. |
|-----|-------------------------|---------|-------|
| 1. | Willie Cauley-Stein | 2013-15 | 115 |
| 2. | Terrence Jones | 2011-12 | 92 |
| 3. | Tyler Ulis | 2015-16 | 88 |
| 4. | Darius Miller | 2010-12 | 87 |
| 5. | Aaron Harrison | 2014-15 | 86 |
| 6. | DeAndre Liggins | 2010-11 | 66 |
| | John Wall | 2010 | 66 |
| 8. | Isaiah Briscoe | 2016-17 | 65 |
| 9. | Shai Gilgeous-Alexander | 2018 | 61 |
| | Ashton Hagans | 2019 | 61 |
| | Andrew Harrison | 2014-15 | 61 |

STEALS AVERAGE

| Rk. | Player | Years | Stls. | Avg. |
|-----|-------------------------|---------|-------|-------|
| 1. | Nerlens Noel | 2013 | 50 | 2.083 |
| 2. | John Wall | 2010 | 66 | 1.784 |
| 3. | Shai Gilgeous-Alexander | 2018 | 61 | 1.649 |
| | Ashton Hagans | 2019 | 61 | 1.649 |
| 5. | De'Aaron Fox | 2017 | 53 | 1.472 |
| 6. | Eric Bledsoe | 2010 | 52 | 1.405 |
| 7. | Anthony Davis | 2012 | 54 | 1.350 |
| 8. | Tyler Ulis | 2015-16 | 88 | 1.222 |
| 9. | Terrence Jones | 2011-12 | 92 | 1.211 |
| 10. | Willie Cauley-Stein | 2013-15 | 115 | 1.095 |

min. 30 steals

GAMES PLAYED

| Rk. | Player | Years | GP |
|-----|---------------------|-----------|-----|
| 1. | Dominique Hawkins | 2014-17 | 121 |
| 2. | Darius Miller | 2010-12 | 116 |
| 3. | Alex Poythress | 2013-16 | 112 |
| 4. | Willie Cauley-Stein | 2013-2015 | 105 |
| 5. | Derek Willis | 2014-17 | 103 |
| 6. | Marcus Lee | 2014-16 | 100 |
| 7. | Jarrod Polson | 2011-14 | 94 |
| 8. | Jon Hood | 2010-14 | 86 |
| 9. | Aaron Harrison | 2014-15 | 79 |
| | Andrew Harrison | 2014-15 | 79 |



CALIPARI ERA TEAM GAME SCORING RECORDS

MOST POINTS

| Pts.(Score) | Opp. | Date |
|---------------|--------------------|----------|
| 115 (115-69) | vs. Arizona State | 11/28/16 |
| 111 (111-76) | UT MARTIN | 11/25/16 |
| 110 (110-75) | AUBURN | 2/21/15 |
| 108 (108-58) | MARIST | 11/11/11 |
| 107 (107-73) | UIC | 11/26/17 |
| 105 (105-76) | UT ARLINGTON | 11/19/13 |
| 104 (104-75) | LIU BROOKLYN | 11/23/12 |
| 104 (104-61) | HARTFORD | 12/29/09 |
| 103 (103-100) | vs. North Carolina | 12/17/16 |
| 102 (102-90) | vs. Indiana | 3/23/12 |
| 102 (102-92) | SAM HOUSTON STATE | 11/19/09 |

MOST POINTS IN A LOSS

| Pts.(Score) | Opp. | Date |
|---------------------------|-------------------|----------|
| 92 (97-92) | UCLA | 12/3/16 |
| 85 (85-87) | at Arkansas | 1/14/14 |
| 84 (118-84) | vs. Duke | 11/16/19 |
| 84 (90-84) | at Kansas | 1/30/16 |
| 83 (84-83 ^{OT}) | vs. Seton Hall | 12/8/18 |
| 82 (87-82) | at LSU | 1/28/14 |
| 80 (82-80) | at Tennessee | 1/24/17 |
| 78 (82-78) | vs. Tennessee | 3/16/19 |
| 77 (79-77) | at Texas A&M | 2/20/16 |
| 77 (87-77) | at UCLA | 12/3/15 |
| 77 (77-82) | at North Carolina | 12/14/13 |
| 77 (77-80) | at Louisville | 12/19/12 |

MOST POINTS IN A WIN OVER AP RANKED TEAM

| Pts.(Score) | Opp. | Date |
|---------------|--------------------|----------|
| 103 (103-100) | vs. North Carolina | 12/17/16 |
| 102 (102-90) | vs. Indiana | 3/23/12 |
| 87 (87-74) | at Ole Miss | 1/29/13 |
| 86 (86-69) | TENNESSEE | 2/16/19 |
| 86 (86-75) | vs. UCLA | 3/24/17 |
| 85 (85-69) | SOUTH CAROLINA | 1/21/17 |
| 85 (85-75) | OLE MISS | 2/2/10 |
| 85 (85-72) | VANDERBILT | 1/30/10 |
| 84 (84-67) | ARKANSAS | 2/28/15 |
| 84 (84-70) | NORTH CAROLINA | 12/13/14 |
| 83 (83-76) | at West Virginia | 1/27/18 |

MOST PTS. AT NEUTRAL SITE

| Pts.(Score) | Opp. | Date |
|---------------|--------------------|----------|
| 115 (115-69) | vs. Arizona State | 11/28/16 |
| 103 (103-100) | vs. North Carolina | 12/17/16 |
| 102 (102-90) | vs. Indiana | 3/23/12 |
| 100 (100-71) | vs. ETSU | 3/18/10 |
| 96 (96-73) | vs. Hofstra | 12/11/16 |
| 95 (95-75) | vs. Buffalo | 3/17/18 |
| 94 (94-57) | vs. UNC Asheville | 11/30/09 |
| 93 (93-76) | vs. Monmouth | 12/9/17 |
| 93 (93-80) | vs. Georgia | 3/12/16 |
| 91 (91-67) | vs. Auburn | 3/14/15 |
| 90 (90-60) | vs. Wake Forest | 3/20/10 |

MOST PTS. IN NCAA TOURNEY

| Pts.(Score) | Opp. | Date |
|--------------|-----------------------|---------|
| 102 (102-90) | vs. Indiana | 3/23/12 |
| 100 (100-71) | vs. ETSU | 3/18/10 |
| 95 (95-75) | vs. Buffalo | 3/17/18 |
| 90 (90-60) | vs. Wake Forest | 3/20/10 |
| 87 (87-71) | vs. Iowa State | 3/17/12 |
| 86 (86-75) | vs. UCLA | 3/24/17 |
| 85 (85-57) | vs. Stony Brook | 3/17/16 |
| 82 (82-70) | vs. Baylor | 3/25/12 |
| 81 (81-66) | vs. Western Kentucky | 3/15/12 |
| 79 (79-44) | vs. Abilene Christian | 3/21/19 |
| 79 (79-70) | vs. NKU | 3/17/17 |
| 79 (79-56) | vs. Hampton | 3/19/15 |

MOST PTS. IN SEC TOURNEY

| Pts.(Score) | Opp. | Date |
|-------------|---------------|---------|
| 93 (93-80) | vs. Georgia | 3/12/16 |
| 91 (91-67) | vs. Auburn | 3/14/15 |
| 86 (86-63) | vs. Alabama | 3/10/18 |
| 85 (85-59) | vs. Alabama | 3/11/16 |
| 85 (85-67) | vs. LSU | 3/14/14 |
| 82 (82-65) | vs. Arkansas | 3/12/17 |
| 82 (82-77) | vs. Texas A&M | 3/13/16 |
| 79 (79-74) | vs. Alabama | 3/11/17 |
| 78 (78-82) | vs. Tennessee | 3/16/19 |
| 78 (78-63) | vs. Arkansas | 3/15/15 |

MOST PTS. IN RUPP ARENA WIN

| Pts.(Score) | Opp. | Date |
|--------------|-----------------|----------|
| 111 (111-76) | UT MARTIN | 11/25/16 |
| 110 (110-75) | AUBURN | 2/21/15 |
| 108 (108-58) | MARIST | 11/11/11 |
| 107 (107-73) | UIC | 11/26/17 |
| 105 (105-76) | UT ARLINGTON | 11/19/13 |
| 104 (104-75) | LIU BROOKLYN | 11/23/12 |
| 104 (104-61) | HARTFORD | 12/29/09 |
| 102 (102-92) | SAM HOUSTON ST. | 11/19/09 |

MOST PTS. IN ROAD GAME WIN

| Pts.(Score) | Opp. | Date |
|-------------|--------------------|----------|
| 99 (99-76) | at Ole Miss | 12/29/16 |
| 90 (90-73) | at Indiana | 12/12/09 |
| 89 (89-62) | at South Carolina | 2/13/16 |
| 89 (89-77) | at Florida | 1/12/10 |
| 88 (88-81) | at Mississippi St. | 1/17/17 |
| 88 (88-79) | at Florida | 3/1/16 |
| 87 (87-52) | at Vanderbilt | 1/29/19 |
| 87 (87-72) | at Arkansas | 2/20/18 |
| 87 (87-81) | at Vanderbilt | 1/10/17 |
| 87 (87-74) | at Ole Miss | 1/29/13 |

MOST POINTS IN A HALF

| Pts. | Opp. | Date |
|-----------------|-------------------|----------|
| 63 ² | UT ARLINGTON | 11/19/13 |
| 63 ² | MARIST | 11/11/11 |
| 60 ¹ | at Ole Miss | 12/29/16 |
| 58 ¹ | vs. Arizona State | 11/28/16 |
| 58 ² | UT MARTIN | 11/25/16 |
| 58 ² | AUBURN | 2/21/15 |
| 57 ² | vs. Alabama | 3/10/18 |



| | | |
|-----------------|-------------------|----------|
| 57 ² | vs. Arizona State | 11/28/16 |
| 57 ¹ | ARKANSAS | 1/23/10 |
| 57 ¹ | HARTFORD | 12/29/09 |

¹ - First Half; ² - Second Half**FEWEST POINTS**

| Pts.(Score) | Opp. | Date |
|-------------|------------------|----------|
| 48 (48-64) | vs. Vanderbilt | 3/15/13 |
| 50 (50-64) | at Notre Dame | 11/29/12 |
| 52 (52-71) | at Tennessee | 3/2/19 |
| 52 (52-69) | at Florida | 2/12/13 |
| 54 (54-60) | vs. UConn | 4/7/14 |
| 55 (55-48) | ALABAMA | 3/4/14 |
| 55 (55-59) | at Alabama | 1/22/13 |
| 55 (55-64) | BAYLOR | 12/1/12 |
| 55 (55-56) | vs. UConn | 4/2/11 |
| 56 (56-47) | VANDERBILT | 1/12/19 |
| 56 (56-49) | vs. Kansas State | 3/21/14 |
| 56 (56-46) | COLUMBIA | 12/10/14 |

FEWEST POINTS IN A WIN

| Pts.(Score) | Opp. | Date |
|-------------|-------------------|----------|
| 55 (55-48) | ALABAMA | 3/4/14 |
| 56 (56-47) | VANDERBILT | 1/12/19 |
| 56 (56-49) | vs. Kansas State | 3/21/14 |
| 56 (56-46) | COLUMBIA | 12/10/14 |
| 57 (57-44) | at Georgia | 1/24/12 |
| 58 (58-50) | at Louisville | 12/27/14 |
| 58 (58-38) | PROVIDENCE | 11/30/14 |
| 58 (58-43) | at South Carolina | 1/24/14 |
| 58 (58-56) | at Vanderbilt | 2/20/10 |
| 59 (59-57) | vs. Princeton | 3/1/11 |
| 60 (60-58) | at Vanderbilt | 1/10/13 |
| 60 (60-51) | vs. LSU | 3/9/12 |

FEWEST PTS. AT NEUTRAL SITE

| Pts.(Score) | Opp. | Date |
|-------------|------------------|----------|
| 48 (48-64) | vs. Vanderbilt | 3/15/13 |
| 54 (54-60) | vs. UConn | 4/7/14 |
| 55 (55-56) | vs. UConn | 4/2/11 |
| 56 (56-49) | vs. Kansas State | 3/21/14 |
| 58 (58-61) | vs. Kansas State | 3/22/18 |
| 59 (59-57) | vs. Princeton | 3/17/11 |
| 60 (60-61) | vs. Florida | 3/16/14 |
| 60 (60-51) | vs. LSU | 3/9/12 |
| 61 (61-65) | vs. Kansas | 11/14/17 |

FEWEST POINTS IN NCAA**TOURNEY**

| Pts.(Score) | Opp. | Date |
|-------------|------------------|---------|
| 54 (54-60) | vs. UConn | 4/7/14 |
| 55 (55-56) | vs. UConn | 4/2/11 |
| 56 (56-49) | vs. Kansas State | 3/21/14 |
| 58 (58-61) | vs. Kansas State | 3/22/18 |
| 59 (59-57) | vs. Princeton | 3/17/11 |
| 62 (62-58) | vs. Houston | 3/29/19 |
| 62 (62-56) | vs. Wofford | 3/23/19 |
| 62 (62-60) | vs. Ohio State | 3/25/11 |
| 62 (62-45) | vs. Cornell | 3/25/10 |
| 64 (64-71) | vs. Wisconsin | 4/4/15 |
| 64 (64-51) | vs. Cincinnati | 3/21/15 |

FEWEST PTS. IN SEC TOURNEY

| Pts.(Score) | Opp. | Date |
|-------------|----------------|---------|
| 48 (48-64) | vs. Vanderbilt | 3/15/13 |
| 60 (60-61) | vs. Florida | 3/16/14 |
| 60 (60-51) | vs. LSU | 3/9/12 |
| 62 (62-49) | vs. Georgia | 3/9/18 |
| 64 (64-49) | vs. Florida | 3/13/15 |
| 64 (64-71) | vs. Vanderbilt | 3/11/12 |
| 70 (70-58) | vs. Georgia | 3/15/14 |
| 70 (70-54) | vs. Florida | 3/13/11 |
| 71 (71-60) | vs. Georgia | 3/10/17 |
| 72 (72-58) | vs. Alabama | 3/12/11 |

FEWEST PTS. IN RUPP ARENA

| Pts.(Score) | Opp. | Date |
|-------------|------------|----------|
| 55 (55-64) | BAYLOR | 12/1/12 |
| 56 (56-47) | VANDERBILT | 1/12/19 |
| 56 (56-46) | COLUMBIA | 12/10/14 |
| 58 (58-38) | PROVIDENCE | 11/30/14 |
| 59 (59-61) | TENNESSEE | 2/6/18 |
| 61 (61-57) | FLORIDA | 3/9/13 |

FEWEST PTS. IN ROAD GAME

| Pts.(Score) | Opp. | Date |
|-------------|-------------------|----------|
| 50 (50-64) | at Notre Dame | 11/29/12 |
| 52 (52-71) | at Tennessee | 3/2/19 |
| 52 (52-69) | at Florida | 2/12/13 |
| 55 (55-48) | at Alabama | 3/4/14 |
| 55 (55-59) | at Alabama | 1/22/13 |
| 57 (57-59) | at Robert Morris | 3/19/13 |
| 57 (57-44) | at Georgia | 1/24/12 |
| 58 (58-50) | at Louisville | 12/27/14 |
| 58 (58-43) | at South Carolina | 1/24/14 |
| 58 (58-88) | at Tennessee | 2/16/13 |
| 58 (58-56) | at Vanderbilt | 2/20/10 |

FEWEST POINTS IN A HALF

| Pts. | Opp. | Date |
|-----------------|----------------|----------|
| 18 ¹ | at Missouri | 2/3/18 |
| 19 ² | at Georgia | 1/24/12 |
| 21 ¹ | vs. UConn | 4/2/11 |
| 22 ¹ | at Louisville | 12/27/14 |
| 22 ² | at Alabama | 1/22/13 |
| 22 ¹ | at Tennessee | 3/6/11 |
| 23 ¹ | COLUMBIA | 12/10/14 |
| 23 ² | vs. UConn | 4/7/14 |
| 23 ¹ | vs. Vanderbilt | 3/15/13 |
| 23 ² | vs. Maryland | 11/9/12 |
| 23 ¹ | vs. UConn | 12/9/09 |

¹ - First Half; ² - Second Half



CALIPARI ERA TEAM GAME RECORDS

MOST FIELD GOALS

| FGs. | Opp. | Date |
|------|--------------------|----------|
| 46 | MARIST | 11/11/11 |
| 44 | vs. Arizona State | 11/28/16 |
| 44 | AUBURN | 2/21/15 |
| 42 | UIC | 11/26/17 |
| 42 | LIU BROOKLYN | 11/23/12 |
| 41 | UT MARTIN | 11/25/16 |
| 41 | HARTFORD | 12/29/09 |
| 40 | vs. North Carolina | 12/17/16 |
| 40 | LAFAYETTE | 11/16/12 |
| 38 | CLEVELAND STATE | 11/23/16 |
| 38 | LSU | 3/5/16 |
| 38 | vs. Wake Forest | 3/20/10 |

FEWEST FIELD GOALS

| FGs. | Opp. | Date |
|------|-------------------|----------|
| 14 | at Tennessee | 3/2/19 |
| 14 | at South Carolina | 3/1/14 |
| 16 | vs. Kansas State | 3/22/18 |
| 16 | ALABAMA | 3/4/14 |
| 17 | GEORGIA | 12/31/17 |
| 17 | LOUISVILLE | 12/31/11 |
| 17 | at Auburn | 2/12/14 |
| 18 | vs. LSU | 3/9/12 |
| 18 | vs. Vanderbilt | 3/15/13 |
| 18 | vs. Florida | 3/16/14 |
| 18 | vs. UConn | 4/7/14 |
| 18 | at Texas A&M | 1/10/15 |
| 18 | at South Carolina | 1/24/15 |

MOST FIELD-GOAL ATTEMPTS

| FGs. | Opp. | Date |
|------|--------------------|----------|
| 84 | vs. Arizona State | 11/28/16 |
| 80 | UCLA | 12/3/16 |
| 77 | ARKANSAS | 1/23/10 |
| 76 | ARKANSAS | 2/27/14 |
| 75 | MARIST | 11/11/11 |
| 74 | at Ole Miss | 12/29/16 |
| 74 | vs. North Carolina | 12/17/16 |
| 74 | UT MARTIN | 11/25/16 |

FEWEST FIELD-GOAL ATTEMPTS

| FGs. | Opp. | Date |
|------|---------------------|----------|
| 39 | at South Carolina | 1/24/15 |
| 40 | at Robert Morris | 3/19/13 |
| 41 | ALABAMA | 1/31/15 |
| 41 | TENNESSEE | 1/31/12 |
| 42 | ARKANSAS | 2/26/19 |
| 42 | at Missouri | 2/19/19 |
| 42 | vs. Kansas State | 3/22/18 |
| 42 | vs. Alabama | 3/10/18 |
| 42 | FLORIDA | 2/15/14 |
| 42 | vs. Providence | 12/1/13 |
| 42 | vs. LSU | 3/9/12 |
| 42 | vs. Cleveland State | 11/24/09 |

MOST FREE THROWS

| FTs. | Opp. | Date |
|------|-------------------|---------|
| 35 | vs. Indiana | 3/23/12 |
| 33 | at South Carolina | 3/1/14 |

| | | |
|----|-------------------|----------|
| 32 | LOUISVILLE | 12/31/11 |
| 31 | MOREHEAD STATE | 11/21/12 |
| 31 | INDIANA | 12/11/10 |
| 30 | vs. Auburn | 3/14/15 |
| 30 | UNC ASHEVILLE | 11/8/13 |
| 30 | vs. Baylor | 3/25/12 |
| 29 | VMI | 11/18/18 |
| 29 | ILLINOIS STATE | 11/30/15 |
| 29 | at North Carolina | 12/14/13 |

FEWEST FREE THROWS

| FTs. | Opp. | Date |
|------|---------------|----------|
| 3 | ETSU | 11/17/17 |
| 4 | vs. UConn | 4/2/11 |
| 4 | VANDERBILT | 1/23/16 |
| 5 | vs. Georgia | 3/9/18 |
| 6 | vs. Michigan | 3/30/14 |
| 6 | at Florida | 2/12/13 |
| 6 | at Alabama | 1/22/13 |
| 6 | vs. Princeton | 3/17/11 |

MOST FREE-THROW ATTEMPTS

| FTs. | Opp. | Date |
|------|---------------------|----------|
| 48 | UNC ASHEVILLE | 11/8/13 |
| 46 | ILLINOIS STATE | 11/30/15 |
| 44 | vs. Baylor | 3/25/12 |
| 44 | INDIANA | 12/11/10 |
| 43 | at North Carolina | 12/14/13 |
| 43 | LOUISVILLE | 12/31/11 |
| 42 | at South Carolina | 3/1/14 |
| 41 | vs. TENNESSEE STATE | 11/23/18 |
| 41 | vs. LSU | 3/14/14 |
| 41 | MOREHEAD STATE | 11/21/12 |

FEWEST FREE-THROW ATTEMPTS

| FTs. | Opp. | Date |
|------|-------------------|---------|
| 6 | VANDERBILT | 1/23/16 |
| 10 | vs. Georgia | 3/9/18 |
| 10 | vs. Wisconsin | 4/4/15 |
| 11 | at Georgia | 1/15/19 |
| 11 | at LSU | 2/10/15 |
| 11 | vs. Michigan | 3/30/14 |
| 11 | MISSISSIPPI STATE | 2/27/13 |
| 11 | at Florida | 2/12/13 |
| 11 | at Alabama | 1/22/13 |
| 11 | at Florida | 3/4/12 |
| 11 | GEORGIA | 3/1/12 |
| 11 | FLORIDA | 2/7/12 |
| 11 | vs. Princeton | 3/17/11 |

MOST 3-POINTERS

| 3s. | Opp. | Date |
|-----|-------------|----------|
| 15 | GEORGIA | 3/1/12 |
| 15 | vs.ETSU | 3/18/10 |
| 14 | HARTFORD | 12/29/09 |
| 13 | TEXAS A&M | 1/3/17 |
| 13 | vs. Alabama | 3/11/16 |
| 13 | ETSU | 11/12/10 |
| 12 | UTAH | 12/15/18 |
| 12 | FLORIDA | 2/6/16 |

| | | |
|----|--------------------|----------|
| 12 | vs. UCLA | 12/20/14 |
| 12 | CHATTANOOGA | 12/17/11 |
| 12 | vs. North Carolina | 3/27/11 |
| 12 | WINTHROP | 12/22/10 |
| 12 | VANDERBILT | 1/30/10 |

FEWEST 3-POINTERS

| 3s. | Opp. | Date |
|-----|-------------------|---------|
| 0 | vs. Davidson | 3/15/18 |
| 1 | at South Carolina | 1/16/18 |
| 1 | at Vanderbilt | 1/10/17 |
| 1 | TEXAS | 12/5/14 |
| 1 | LSU | 2/22/14 |
| 1 | vs. LSU | 3/9/12 |
| 1 | TENNESSEE | 1/31/12 |
| 1 | vs. Alabama | 3/12/10 |

MOST 3-POINT ATTEMPTS

| 3s. | Opp. | Date |
|-----|-------------------|----------|
| 33 | CHATTANOOGA | 12/17/11 |
| 33 | vs. ETSU | 3/18/10 |
| 33 | ARKANSAS | 1/23/10 |
| 32 | vs. West Virginia | 3/27/10 |
| 28 | vs. Arizona State | 11/28/16 |
| 28 | at Texas A&M | 1/10/15 |
| 28 | ALABAMA | 3/4/14 |
| 28 | vs. Vanderbilt | 3/11/12 |
| 28 | HARTFORD | 12/29/09 |
| 27 | GEORGIA | 3/1/12 |
| 27 | vs. UConn | 4/2/11 |

FEWEST 3-POINT ATTEMPTS

| 3s. | Opp. | Date |
|-----|----------------|----------|
| 5 | vs. Wisconsin | 4/4/15 |
| 5 | vs. Wisconsin | 4/5/14 |
| 5 | at Tennessee | 1/14/12 |
| 6 | vs. Davidson | 3/15/18 |
| 6 | FLORIDA | 3/7/15 |
| 6 | VANDERBILT | 1/20/15 |
| 7 | FLORIDA | 3/10/19 |
| 7 | at Missouri | 1/29/15 |
| 7 | PROVIDENCE | 11/30/14 |
| 7 | vs. Louisville | 3/31/12 |
| 7 | at Indiana | 12/10/11 |

MOST REBOUNDS

| Rebs. | Opp. | Date |
|-------|-------------------|----------|
| 59 | vs. Arizona State | 11/28/16 |
| 59 | ARKANSAS | 1/23/10 |
| 57 | LOUISVILLE | 12/31/11 |
| 56 | ROBERT MORRIS | 11/17/13 |
| 54 | NIJT | 11/14/15 |

FEWEST REBOUNDS

| Rebs. | Opp. | Date |
|-------|----------------|----------|
| 21 | ALABAMA | 1/31/15 |
| 21 | at Tennessee | 2/16/13 |
| 22 | vs. Wisconsin | 4/4/15 |
| 23 | UTAH | 12/15/18 |
| 24 | GEORGIA | 2/3/15 |
| 24 | NORTH CAROLINA | 12/13/14 |



| | | |
|----|------------------|---------|
| 24 | TENNESSEE | 1/18/14 |
| 25 | vs. Baylor | 12/6/13 |
| 25 | at Robert Morris | 3/19/13 |

MOST OFFENSIVE REBOUNDS

| Rebs. | Opp. | Date |
|-------|-------------------|----------|
| 26 | ARKANSAS | 2/27/14 |
| 24 | GRAND CANYON | 11/14/14 |
| 24 | vs. West Virginia | 3/27/10 |
| 22 | NJIT | 11/14/15 |
| 22 | at Auburn | 2/2/14 |
| 22 | ARKANSAS | 1/23/10 |
| 21 | SOUTH CAROLINA | 2/5/19 |
| 21 | at West Virginia | 1/27/18 |
| 21 | VALPARAISO | 12/7/16 |
| 21 | COLUMBIA | 12/10/14 |
| 21 | at South Carolina | 3/1/14 |
| 21 | BAYLOR | 12/1/12 |
| 21 | at Indiana | 12/12/09 |

FEWEST OFFENSIVE REBOUNDS

| Rebs. | Opp. | Date |
|-------|-------------------|---------|
| 1 | vs. Alabama | 3/10/18 |
| 3 | at South Carolina | 1/24/14 |
| 4 | at Ole Miss | 3/5/19 |
| 5 | GEORGIA | 2/3/15 |
| 5 | ALABAMA | 1/31/15 |
| 5 | MISSISSIPPI STATE | 2/15/11 |
| 5 | GEORGIA | 1/29/11 |

MOST DEFENSIVE REBOUNDS

| Rebs. | Opp. | Date |
|-------|---------------------|----------|
| 39 | vs. Arizona State | 11/28/16 |
| 39 | ROBERT MORRIS | 11/17/13 |
| 39 | EASTERN MICHIGAN | 1/2/13 |
| 38 | TROY | 11/20/17 |
| 38 | vs. Hampton | 3/19/15 |
| 38 | EASTERN KENTUCKY | 12/7/14 |
| 38 | vs. Cleveland State | 11/24/09 |
| 37 | at Texas A&M | 1/10/15 |
| 37 | LOUISVILLE | 12/31/11 |
| 37 | ARKANSAS | 1/23/10 |

FEWEST DEFENSIVE REBOUNDS

| Rebs. | Opp. | Date |
|-------|----------------|----------|
| 9 | at Tennessee | 2/16/13 |
| 13 | NORTH CAROLINA | 12/13/14 |
| 15 | vs. Baylor | 12/6/13 |
| 15 | at Alabama | 1/18/11 |
| 16 | UTAH | 12/15/18 |
| 16 | vs. Wisconsin | 4/4/15 |
| 16 | ALABAMA | 1/31/15 |
| 16 | TEXAS A&M | 1/12/13 |
| 16 | at Auburn | 1/11/12 |
| 16 | vs. UConn | 11/24/10 |

MOST ASSISTS

| Assts. | Opp. | Date |
|--------|-------------------|----------|
| 33 | vs. Arizona State | 11/28/16 |
| 30 | HARTFORD | 12/29/09 |
| 28 | LIU BROOKLYN | 11/23/12 |
| 28 | vs. UNC Asheville | 11/30/09 |
| 25 | CLEVELAND STATE | 11/23/16 |
| 25 | AUBURN | 2/21/15 |

| | | |
|----|--------------------|----------|
| 25 | vs. UCLA | 12/20/14 |
| 24 | vs. North Carolina | 12/22/18 |
| 24 | at Ole Miss | 12/29/16 |
| 24 | UT MARTIN | 11/25/16 |
| 24 | BOSTON | 11/21/14 |
| 24 | MARIST | 11/11/11 |
| 24 | vs. ETSU | 3/18/10 |

FEWEST ASSISTS

| Assts. | Opp. | Date |
|--------|------------------|---------|
| 5 | LSU | 2/22/14 |
| 6 | vs. Kansas State | 3/22/18 |
| 6 | at Florida | 3/3/18 |
| 6 | VANDERBILT | 3/1/11 |

MOST TURNOVERS

| TOs. | Opp. | Date |
|------|---------------------|----------|
| 24 | MOREHEAD STATE | 11/13/09 |
| 23 | SAM HOUSTON ST. | 11/19/09 |
| 22 | ETSU | 11/17/17 |
| 21 | LOUISVILLE | 12/31/11 |
| 21 | vs. Old Dominion | 11/20/11 |
| 21 | NORTH CAROLINA | 12/5/09 |
| 20 | EASTERN MICH. | 11/27/13 |
| 20 | ALBANY | 11/13/15 |
| 20 | vs. Cleveland State | 11/24/09 |

FEWEST TURNOVERS

| TOs. | Opp. | Date |
|------|-------------------|----------|
| 3 | at Georgia | 3/3/15 |
| 3 | at South Carolina | 2/4/12 |
| 4 | ALABAMA | 2/23/16 |
| 4 | COLUMBIA | 10/20/14 |
| 4 | vs. Wisconsin | 4/5/14 |
| 4 | PORTLAND | 11/26/11 |
| 5 | vs. Georgia | 3/9/18 |
| 5 | vs. Georgia | 3/12/16 |
| 5 | at Vanderbilt | 2/27/16 |
| 5 | ALABAMA | 1/31/15 |

MOST BLOCKS

| Blks. | Opp. | Date |
|-------|-----------------|----------|
| 18 | ST. JOHN'S | 12/1/11 |
| 15 | vs. Stony Brook | 3/17/16 |
| 14 | at Georgia | 3/3/10 |
| 13 | vs. UCLA | 12/20/14 |
| 13 | at Ole Miss | 1/29/13 |
| 13 | ARKANSAS | 1/17/12 |
| 13 | vs. Kansas | 11/15/11 |
| 13 | MARIST | 11/11/11 |

FEWEST BLOCKS

| Blks. | Opp. | Date |
|-------|-----------------------|----------|
| 1 | vs. Wofford | 3/23/19 |
| 1 | vs. Abilene Christian | 3/21/19 |
| 1 | LSU | 2/12/19 |
| 1 | SOUTH CAROLINA | 2/5/19 |
| 1 | at Alabama | 1/5/19 |
| 1 | vs. Georgia | 3/9/18 |
| 1 | at Vanderbilt | 1/10/17 |
| 1 | vs. Alabama | 3/11/16 |
| 1 | at LSU | 1/5/16 |
| 1 | WRIGHT STATE | 11/20/15 |
| 1 | ALABAMA | 1/31/15 |

| | | |
|---|---------------|---------|
| 1 | at Missouri | 1/29/15 |
| 1 | vs. Wisconsin | 4/5/14 |
| 1 | at Florida | 3/8/14 |

MOST STEALS

| Stls. | Opp. | Date |
|-------|--------------------|----------|
| 15 | LAFAYETTE | 11/16/12 |
| 13 | OLE MISS | 1/2/16 |
| 13 | vs. UConn | 12/9/09 |
| 12 | vs. North Carolina | 12/22/18 |
| 12 | NORTH DAKOTA | 11/14/18 |
| 12 | STEPHEN F. AUSTIN | 11/11/16 |
| 12 | BOSTON | 11/24/15 |
| 12 | NORTH CAROLINA | 12/13/14 |
| 12 | PROVIDENCE | 11/30/14 |
| 12 | LIPSCOMB | 12/15/12 |
| 12 | PORTLAND | 11/26/11 |
| 12 | vs. Cornell | 3/25/10 |
| 12 | GEORGIA | 1/9/10 |
| 12 | vs. UNC Asheville | 11/30/09 |

FEWEST STEALS

| Stls. | Opp. | Date |
|-------|--------------------|----------|
| 0 | vs. Baylor | 12/6/13 |
| 1 | vs. Duke | 11/6/18 |
| 1 | at West Virginia | 1/27/18 |
| 1 | vs. Michigan State | 11/12/13 |
| 1 | at Robert Morris | 3/19/13 |
| 1 | vs. West Virginia | 3/19/11 |
| 1 | FLORIDA | 2/26/11 |

MOST PERSONAL FOULS

| Fls. | Opp. | Date |
|------|-------------------|----------|
| 33 | at Kansas | 1/30/16 |
| 32 | at South Carolina | 1/16/18 |
| 31 | at Arkansas | 1/14/14 |
| 31 | at North Carolina | 12/14/13 |
| 29 | at Missouri | 2/3/18 |
| 29 | at South Carolina | 3/1/14 |
| 28 | VANDERBILT | 1/30/10 |

FEWEST PERSONAL FOULS

| Fls. | Opp. | Date |
|------|-------------------|----------|
| 7 | HARTFORD | 12/29/09 |
| 8 | MONTANA STATE | 11/23/14 |
| 8 | LAFAYETTE | 11/16/12 |
| 8 | vs. Florida | 3/10/12 |
| 8 | vs. Princeton | 3/17/11 |
| 8 | WINTHROP | 12/22/10 |
| 8 | DREXEL | 12/21/09 |
| 8 | vs. UNC Asheville | 11/30/09 |

HIGHEST FIELD-GOAL PCT.

| Pct. | Opp. | Date |
|------|-----------------|----------|
| .677 | LIU BROOKLYN | 11/23/12 |
| .667 | UIC | 11/26/17 |
| .647 | AUBURN | 2/21/15 |
| .645 | LAFAYETTE | 11/16/12 |
| .643 | vs. Alabama | 3/10/18 |
| .643 | vs. Providence | 12/1/13 |
| .614 | SOUTH CAROLINA | 2/5/13 |
| .613 | MARIST | 11/11/11 |
| .603 | vs. Wake Forest | 3/20/10 |
| .603 | HARTFORD | 12/29/09 |



LOWEST FIELD-GOAL PCT.

| Pct. | Opp. | Date |
|------|-------------------|----------|
| .269 | at South Carolina | 3/1/14 |
| .281 | at Texas A&M | 1/10/15 |
| .296 | BAYLOR | 12/1/12 |
| .298 | LOUISVILLE | 12/31/11 |
| .309 | at Auburn | 2/12/14 |
| .313 | at Missouri | 2/3/18 |
| .315 | GEORGIA | 12/31/17 |
| .318 | at Tennessee | 3/2/19 |
| .327 | ALABAMA | 3/4/14 |
| .339 | vs. UConn | 4/2/11 |

HIGHEST FREE-THROW PCT.

| Pct. | Opp. | Date |
|-------|----------------------|----------|
| 1.000 | FLORIDA | 2/7/12 |
| 1.000 | AUSTIN PEAY | 12/19/09 |
| .958 | TENNESSEE | 1/18/14 |
| .955 | at Florida | 2/7/15 |
| .946 | vs. Indiana | 3/23/12 |
| .923 | at Mississippi State | 2/25/15 |
| .913 | TEXAS A&M | 1/8/19 |
| .900 | vs. Wisconsin | 4/4/15 |
| .900 | at Ole Miss | 2/18/14 |
| .895 | DREXEL | 12/21/09 |

min. 10 attempts

LOWEST FREE-THROW PCT.

| Pct. | Opp. | Date |
|------|-----------------|----------|
| .200 | ETSU | 11/17/17 |
| .333 | vs. UConn | 4/2/11 |
| .391 | ETSU | 11/12/10 |
| .412 | vs. Wake Forest | 3/20/10 |
| .435 | at Vanderbilt | 2/27/16 |
| .471 | at Texas A&M | 2/10/18 |
| .471 | PROVIDENCE | 11/30/14 |
| .478 | at Louisville | 12/29/12 |

min. 10 attempts

HIGHEST 3-POINT PERCENTAGE

| Pct. | Opp. | Date |
|------|--------------|----------|
| .700 | at Florida | 3/1/16 |
| .692 | DREXEL | 12/21/09 |
| .667 | vs. Alabama | 3/10/18 |
| .667 | AUSTIN PEAY | 12/19/09 |
| .636 | vs. Michigan | 3/30/14 |
| .625 | MISSOURI | 2/24/18 |
| .625 | BOSTON | 11/30/10 |
| .600 | FLORIDA | 2/6/16 |
| .600 | FLORIDA | 2/7/12 |
| .591 | vs. Alabama | 3/11/16 |

min. 10 attempts

LOWEST 3-POINT PERCENTAGE

| Pct. | Opp. | Date |
|------|-------------------|----------|
| .000 | vs. Davidson | 3/15/18 |
| .077 | vs. Alabama | 3/12/10 |
| .083 | TEXAS | 12/5/14 |
| .091 | at South Carolina | 1/16/18 |
| .091 | at Tennessee | 2/27/10 |
| .100 | at Missouri | 2/3/18 |
| .100 | TENNESSEE | 1/31/12 |
| .111 | at Vanderbilt | 1/10/17 |
| .118 | COLUMBIA | 12/10/14 |

| | | |
|------|-------------------|---------|
| .125 | vs. LSU | 3/9/12 |
| .125 | vs. West Virginia | 3/27/10 |
| .125 | vs. Cornell | 3/25/10 |

min. 10 attempts

HIGHEST REBOUND MARGIN

| Mg. | Opp. | Date |
|-----|-----------------------|----------|
| +31 | NJIT | 11/14/15 |
| +30 | NORTH DAKOTA | 11/14/18 |
| +30 | GRAND CANYON | 11/14/14 |
| +29 | SOUTHERN ILLINOIS | 11/9/18 |
| +28 | NKU | 11/10/13 |
| +27 | vs. Abilene Christian | 3/21/19 |
| +27 | vs. Little Rock | 1/3/12 |
| +26 | vs. Arizona State | 11/28/16 |
| +26 | LOUISVILLE | 12/31/11 |

LOWEST REBOUND MARGIN

| Mg. | Opp. | Date |
|-----|-------------------|---------|
| -25 | at Florida | 2/4/17 |
| -18 | at Tennessee | 2/16/13 |
| -16 | vs. Baylor | 12/6/13 |
| -16 | vs. Maryland | 11/9/12 |
| -15 | TENNESSEE | 1/18/14 |
| -14 | at LSU | 1/5/16 |
| -12 | vs. Wisconsin | 4/4/15 |
| -12 | GEORGIA | 2/3/15 |
| -12 | at South Carolina | 1/24/14 |
| -12 | vs. Alabama | 3/12/10 |
| -11 | at Kansas | 1/30/16 |
| -11 | TEXAS | 12/5/14 |

KENTUCKY'S 100-POINT GAMES

| Points (Score) | Opponent | Date |
|----------------|---------------|----------|
| 115 (115-69) | Arizona State | 11/28/16 |
| 111 (111-76) | UT Martin | 11/25/16 |
| 110 (110-75) | Auburn | 2/21/15 |
| 108 (108-58) | Marist | 11/11/11 |
| 107 (107-73) | UIC | 11/26/17 |
| 105 (105-76) | UT Arlington | 11/19/13 |
| 104 (104-75) | LIU Brooklyn | 11/23/12 |
| 104 (104-61) | Hartford | 12/29/09 |
| 103 (103-100) | N. Carolina | 12/17/16 |
| 102 (102-90) | Indiana | 3/23/12 |
| 102 (102-92) | Rider | 11/21/09 |
| 101 (101-70) | Cleveland St. | 11/23/16 |
| 101 (101-49) | Lafayette | 11/16/12 |
| 101 (101-70) | Arkansas | 1/23/10 |
| 100 (100-58) | Texas A&M | 1/3/17 |
| 100 (100-71) | ETSU | 3/18/10 |

YEAR-BY-YEAR 100-POINT

| SCORING GAMES | |
|---------------|-----|
| Year | No. |
| 2010 | 4 |
| 2011 | 0 |
| 2012 | 2 |
| 2013 | 2 |
| 2014 | 1 |
| 2015 | 1 |
| 2016 | 0 |
| 2017 | 5 |
| 2018 | 1 |
| 2019 | 0 |



CALIPARI ERA LARGEST MARGINS

VICTORY MARGINS

| Margin (Score) | Opponent | Date |
|----------------|-------------------|----------|
| +58 (86-28) | MONTANA STATE | 11/13/14 |
| +52 (101-49) | LAFAYETTE | 11/16/12 |
| +50 (108-58) | MARIST | 11/11/11 |
| +49 (86-37) | MISSOURI | 1/13/15 |
| +48 (92-44) | UT ARLINGTON | 11/25/14 |
| +48 (88-40) | RADFORD | 11/23/11 |
| +46 (90-44) | MONMOUTH | 11/28/18 |
| +46 (115-69) | vs. Arizona State | 11/28/16 |
| +44 (88-44) | DREXEL | 12/21/09 |
| +43 (104-61) | HARTFORD | 12/29/09 |

VICTORY MARGIN IN RUPP ARENA

| Margin (Score) | Opponent | Date |
|----------------|---------------|----------|
| +58 (86-28) | MONTANA STATE | 11/13/14 |
| +52 (101-49) | LAFAYETTE | 11/16/12 |
| +50 (108-58) | MARIST | 11/11/11 |
| +49 (86-37) | MISSOURI | 1/13/15 |
| +48 (92-44) | UT ARLINGTON | 11/25/14 |
| +48 (88-40) | RADFORD | 11/23/11 |
| +46 (90-44) | MONMOUTH | 11/28/18 |
| +44 (88-44) | DREXEL | 12/21/09 |
| +43 (104-61) | HARTFORD | 12/29/09 |
| +42 (100-58) | TEXAS A&M | 1/3/17 |

VICTORY MARGIN IN SEC PLAY

| Margin (Score) | Opponent | Date |
|----------------|-------------------|---------|
| +49 (86-37) | MISSOURI | 1/13/15 |
| +42 (100-58) | TEXAS A&M | 1/3/17 |
| +38 (82-44) | LSU | 1/15/11 |
| +35 (87-52) | at Vanderbilt | 1/29/19 |
| +35 (110-75) | AUBURN | 2/21/15 |
| +34 (82-48) | GEORGIA | 2/9/16 |
| +34 (88-54) | MISSOURI | 1/27/16 |
| +34 (77-43) | SOUTH CAROLINA | 2/14/15 |
| +34 (86-52) | at South Carolina | 2/4/12 |
| +31 (90-59) | SOUTH CAROLINA | 2/19/11 |
| +31 (101-70) | ARKANSAS | 1/23/10 |

VICTORY MARGIN ON THE ROAD

| Margin (Score) | Opponent | Date |
|----------------|-------------------|----------|
| +35 (87-52) | at Vanderbilt | 1/29/19 |
| +34 (86-52) | at South Carolina | 2/4/12 |
| +31 (79-48) | at Portland | 11/19/10 |
| +27 (89-62) | at South Carolina | 2/13/16 |
| +26 (81-55) | at LSU | 2/6/10 |
| +24 (74-50) | at LSU | 1/28/12 |
| +23 (99-76) | at Ole Miss | 12/29/16 |
| +22 (70-48) | at Alabama | 1/17/15 |
| +22 (75-53) | at Auburn | 1/19/13 |
| +20 (69-49) | at Georgia | 1/15/19 |

VICTORY MARGIN AT A NEUTRAL SITE

| Margin (Score) | Opponent | Date |
|----------------|-----------------------|----------|
| +46 (115-69) | vs. Arizona State | 11/28/16 |
| +39 (78-39) | vs. West Virginia | 3/26/15 |
| +39 (83-44) | vs. UCLA | 12/20/11 |
| +38 (85-47) | vs. Penn State | 11/19/11 |
| +35 (79-44) | vs. Abilene Christian | 3/21/19 |
| +32 (72-40) | vs. Kansas | 11/18/14 |
| +30 (90-60) | vs. Wake Forest | 3/20/10 |
| +29 (100-71) | vs. ETSU | 3/18/10 |
| +29 (74-45) | vs. Tennessee | 3/13/10 |
| +28 (85-57) | vs. Stony Brook | 3/17/16 |
| +26 (85-59) | vs. Alabama | 3/11/16 |

VICTORY MARGIN ON THE ROAD IN THE SEC

| Margin (Score) | Opponent | Date |
|----------------|----------------------|----------|
| +35 (87-52) | at Vanderbilt | 1/29/19 |
| +34 (86-52) | at South Carolina | 2/4/12 |
| +27 (89-62) | at South Carolina | 2/13/16 |
| +26 (81-55) | at LSU | 2/6/10 |
| +24 (74-50) | at LSU | 1/28/12 |
| +23 (99-76) | at Ole Miss | 12/29/16 |
| +22 (70-48) | at Alabama | 1/17/15 |
| +22 (75-53) | at Auburn | 1/19/13 |
| +20 (69-49) | at Georgia | 1/15/19 |
| +18 (74-56) | at Mississippi State | 2/25/15 |
| +18 (66-48) | at Tennessee | 2/17/15 |

VICTORY MARGIN IN THE SEC TOURNAMENT

| Margin (Score) | Opponent | Date |
|----------------|---------------|---------|
| +29 (74-45) | vs. Tennessee | 3/13/10 |
| +26 (85-59) | vs. Alabama | 3/11/16 |
| +24 (91-67) | vs. Auburn | 3/14/15 |
| +23 (86-63) | vs. Alabama | 3/10/18 |
| +18 (73-55) | vs. Alabama | 3/15/19 |
| +18 (85-67) | vs. LSU | 3/14/14 |
| +17 (82-65) | vs. Arkansas | 3/12/17 |
| +16 (70-54) | vs. Florida | 3/13/11 |
| +15 (78-63) | vs. Arkansas | 3/15/15 |
| +15 (64-49) | vs. Florida | 3/13/15 |

VICTORY MARGIN IN THE NCAA TOURNAMENT

| Margin (Score) | Opponent | Date |
|----------------|-----------------------|---------|
| +39 (78-39) | vs. West Virginia | 3/26/15 |
| +35 (79-44) | vs. Abilene Christian | 3/21/19 |
| +30 (90-60) | vs. Wake Forest | 3/20/10 |
| +29 (100-71) | vs. ETSU | 3/18/10 |
| +28 (85-57) | vs. Stony Brook | 3/17/16 |
| +23 (79-56) | vs. Hampton | 3/19/15 |
| +20 (95-75) | vs. Buffalo | 3/17/18 |
| +17 (62-45) | vs. Cornell | 3/25/10 |
| +16 (87-71) | vs. Iowa State | 3/17/12 |
| +15 (81-66) | vs. Western Kentucky | 3/15/12 |
| +13 (64-51) | vs. Cincinnati | 3/21/15 |



CALIPARI ERA TEAM SEASON RECORDS

MOST WINS

| Wins | Year |
|------|------|
| 38 | 2015 |
| 38 | 2012 |
| 35 | 2010 |
| 32 | 2017 |
| 30 | 2019 |
| 29 | 2014 |
| 29 | 2011 |
| 27 | 2016 |
| 26 | 2018 |
| 21 | 2013 |

FEWEST LOSSES

| Losses | Year |
|--------|------|
| 1 | 2015 |
| 2 | 2012 |
| 3 | 2010 |
| 6 | 2017 |
| 7 | 2019 |
| 9 | 2016 |
| 9 | 2011 |
| 11 | 2014 |
| 11 | 2018 |
| 12 | 2013 |

MOST POINTS

| Points | Year |
|--------|------|
| 3,225 | 2017 |
| 3,095 | 2012 |
| 3,012 | 2010 |
| 2,992 | 2014 |
| 2,900 | 2015 |
| 2,861 | 2016 |
| 2,845 | 2011 |
| 2,840 | 2018 |
| 2,806 | 2019 |
| 2,396 | 2013 |

HIGHEST POINTS PER GAME AVERAGE

| Avg. | Year |
|------|------|
| 84.9 | 2017 |
| 79.5 | 2016 |
| 79.3 | 2010 |
| 77.4 | 2012 |
| 76.8 | 2018 |
| 75.8 | 2019 |
| 74.9 | 2011 |
| 74.8 | 2014 |
| 74.4 | 2015 |
| 72.6 | 2013 |

FEWEST OPPONENT POINTS

| Points | Year |
|--------|------|
| 2,118 | 2015 |
| 2,127 | 2013 |
| 2,394 | 2019 |
| 2,412 | 2011 |
| 2,423 | 2012 |

| | |
|-------|------|
| 2,451 | 2016 |
| 2,468 | 2010 |
| 2,599 | 2018 |
| 2,665 | 2014 |
| 2,716 | 2017 |

LOWEST OPPONENT POINTS PER GAME AVG.

| Avg. | Year |
|------|------|
| 54.3 | 2015 |
| 60.6 | 2012 |
| 63.5 | 2011 |
| 64.5 | 2013 |
| 64.7 | 2019 |
| 64.9 | 2010 |
| 66.6 | 2014 |
| 68.1 | 2016 |
| 70.2 | 2018 |
| 71.5 | 2017 |

HIGHEST SCORING MARGIN

| Margin | Year |
|--------|------|
| 20.1 | 2015 |
| 16.8 | 2012 |
| 14.4 | 2010 |
| 13.4 | 2017 |
| 11.4 | 2016 |
| 11.4 | 2011 |
| 11.1 | 2019 |
| 8.2 | 2014 |
| 8.1 | 2013 |
| 6.6 | 2018 |

MOST FIELD GOALS

| FGs | Year |
|-------|------|
| 1,134 | 2017 |
| 1,096 | 2012 |
| 1,066 | 2010 |
| 1,028 | 2016 |
| 1,006 | 2015 |
| 1,004 | 2014 |
| 1,002 | 2011 |
| 998 | 2018 |
| 978 | 2019 |
| 863 | 2013 |

MOST FIELD GOALS ATTEMPTED

| Atts. | Year |
|-------|------|
| 2,396 | 2017 |
| 2,248 | 2012 |
| 2,228 | 2010 |
| 2,214 | 2014 |
| 2,183 | 2011 |
| 2,150 | 2015 |
| 2,149 | 2016 |
| 2,115 | 2018 |
| 2,050 | 2019 |
| 1,815 | 2013 |

HIGHEST FIELD-GOAL PERCENTAGE

| Pct. | Year |
|------|------|
| .488 | 2012 |
| .478 | 2016 |
| .478 | 2010 |
| .477 | 2019 |
| .475 | 2013 |
| .473 | 2017 |
| .472 | 2018 |
| .468 | 2015 |
| .459 | 2011 |
| .453 | 2014 |

LOWEST OPPONENT FIELD-GOAL PCT.

| Pct. | Year |
|------|------|
| .354 | 2015 |
| .374 | 2012 |
| .378 | 2010 |
| .392 | 2013 |
| .394 | 2011 |
| .397 | 2016 |
| .400 | 2019 |
| .404 | 2018 |
| .411 | 2014 |
| .424 | 2017 |

MOST 3-POINTERS

| 3's | Year |
|-----|------|
| 281 | 2011 |
| 267 | 2017 |
| 244 | 2016 |
| 231 | 2010 |
| 225 | 2012 |
| 215 | 2019 |
| 203 | 2015 |
| 203 | 2014 |
| 195 | 2018 |
| 184 | 2013 |

MOST 3-POINTERS ATTEMPTED

| Atts. | Year |
|-------|------|
| 756 | 2017 |
| 707 | 2011 |
| 697 | 2010 |
| 666 | 2016 |
| 611 | 2014 |
| 607 | 2019 |
| 595 | 2012 |
| 582 | 2015 |
| 546 | 2018 |
| 532 | 2013 |

HIGHEST 3-POINT FIELD-GOAL PCT.

| Pct. | Year |
|------|------|
| .397 | 2011 |
| .378 | 2012 |
| .366 | 2016 |

| | |
|------|------|
| .357 | 2018 |
| .354 | 2019 |
| .353 | 2017 |
| .349 | 2015 |
| .346 | 2013 |
| .332 | 2014 |
| .331 | 2010 |

LOWEST OPPONENT 3-POINT FG PCT.

| Pct. | Year |
|------|------|
| .271 | 2015 |
| .301 | 2018 |
| .306 | 2017 |
| .313 | 2010 |
| .318 | 2012 |
| .322 | 2014 |
| .324 | 2013 |
| .324 | 2011 |
| .326 | 2016 |
| .343 | 2019 |

MOST FREE THROWS MADE

| FTs | Year |
|-----|------|
| 781 | 2014 |
| 690 | 2017 |
| 685 | 2015 |
| 678 | 2012 |
| 649 | 2010 |
| 635 | 2019 |
| 561 | 2016 |
| 560 | 2011 |
| 486 | 2013 |

MOST FREE THROWS ATTEMPTED

| Atts. | Year |
|-------|------|
| 1,146 | 2014 |
| 981 | 2017 |
| 971 | 2010 |
| 943 | 2015 |
| 938 | 2012 |
| 930 | 2018 |
| 859 | 2019 |
| 813 | 2016 |
| 789 | 2011 |
| 757 | 2013 |

HIGHEST FREE-THROW PERCENTAGE

| Pct. | Year |
|------|------|
| .739 | 2019 |
| .726 | 2015 |
| .723 | 2012 |
| .710 | 2011 |
| .703 | 2017 |
| .698 | 2018 |
| .690 | 2016 |
| .682 | 2014 |



CALIPARI ERA TEAM SEASON RECORDS

| | |
|------|------|
| .668 | 2010 |
| .642 | 2013 |

MOST REBOUNDS

| Rebs. | Year |
|-------|------|
| 1,608 | 2014 |
| 1,584 | 2010 |
| 1,556 | 2012 |
| 1,511 | 2017 |
| 1,482 | 2015 |
| 1,428 | 2018 |
| 1,425 | 2019 |
| 1,420 | 2011 |
| 1,396 | 2016 |
| 1,249 | 2013 |

HIGHEST REBOUNDS PER GAME AVERAGE

| Avg. | Year |
|------|------|
| 41.7 | 2010 |
| 40.2 | 2014 |
| 39.8 | 2017 |
| 38.9 | 2012 |
| 38.8 | 2016 |
| 38.6 | 2018 |
| 38.5 | 2019 |
| 38.0 | 2015 |
| 37.8 | 2013 |
| 37.4 | 2011 |

HIGHEST REBOUND MARGIN

| Margin | Year |
|--------|------|
| 9.4 | 2014 |
| 9.3 | 2019 |
| 8.1 | 2010 |
| 6.8 | 2015 |
| 6.7 | 2012 |
| 5.2 | 2016 |
| 5.1 | 2018 |
| 4.7 | 2017 |
| 4.3 | 2013 |

MOST ASSISTS

| Assts. | Year |
|--------|------|
| 585 | 2017 |
| 573 | 2010 |
| 553 | 2015 |
| 531 | 2012 |
| 512 | 2016 |
| 501 | 2019 |
| 489 | 2018 |
| 482 | 2011 |
| 446 | 2014 |
| 441 | 2013 |

HIGHEST ASSISTS PER GAME AVERAGE

| Avg | Year |
|-------|------|
| 15.39 | 2017 |
| 15.08 | 2010 |
| 14.22 | 2016 |
| 14.18 | 2015 |
| 13.54 | 2019 |

| | |
|-------|------|
| 13.36 | 2013 |
| 13.28 | 2012 |
| 13.22 | 2018 |
| 12.68 | 2011 |
| 11.15 | 2014 |

MOST STEALS

| Stls. | Year |
|-------|------|
| 279 | 2010 |
| 253 | 2015 |
| 242 | 2012 |
| 229 | 2017 |
| 220 | 2019 |
| 211 | 2011 |
| 208 | 2018 |
| 206 | 2016 |
| 189 | 2014 |
| 185 | 2013 |

HIGHEST STEALS PER GAME AVERAGE

| Avg. | Year |
|------|------|
| 7.34 | 2010 |
| 6.49 | 2015 |
| 6.05 | 2012 |
| 6.03 | 2017 |
| 5.95 | 2019 |
| 5.72 | 2016 |
| 5.62 | 2018 |
| 5.61 | 2013 |
| 5.55 | 2011 |
| 4.72 | 2014 |

MOST BLOCKS

| Blks. | Year |
|-------|------|
| 344 | 2012 |
| 273 | 2010 |
| 268 | 2015 |
| 239 | 2011 |
| 236 | 2014 |
| 217 | 2013 |
| 209 | 2016 |
| 201 | 2017 |
| 176 | 2019 |
| 176 | 2018 |

HIGHEST BLOCKS PER GAME AVERAGE

| Avg. | Year |
|------|------|
| 8.60 | 2012 |
| 7.18 | 2010 |
| 6.87 | 2015 |
| 6.58 | 2013 |
| 6.29 | 2011 |
| 5.90 | 2014 |
| 5.81 | 2016 |
| 5.29 | 2017 |
| 4.76 | 2019 |
| 4.76 | 2018 |

FEWEST TURNOVERS

| TOs | Year |
|-----|------|
| 402 | 2016 |
| 406 | 2011 |

| | |
|-----|------|
| 408 | 2015 |
| 430 | 2013 |
| 443 | 2017 |
| 453 | 2012 |
| 466 | 2019 |
| 481 | 2014 |
| 481 | 2018 |
| 547 | 2010 |

LOWEST TURNOVERS PER GAME AVERAGE

| Avg. | Year |
|-------|------|
| 10.46 | 2015 |
| 10.68 | 2011 |
| 11.17 | 2016 |
| 11.32 | 2012 |
| 11.66 | 2017 |
| 12.59 | 2019 |
| 12.03 | 2014 |
| 13.00 | 2018 |
| 13.03 | 2013 |
| 14.39 | 2010 |

MOST OPPONENT TURNOVERS

| TOs | Year |
|-----|------|
| 544 | 2017 |
| 533 | 2015 |
| 531 | 2010 |
| 466 | 2012 |
| 458 | 2011 |
| 449 | 2019 |
| 447 | 2016 |
| 436 | 2018 |
| 428 | 2014 |
| 390 | 2013 |

FEWEST FOULS

| Fls. | Year |
|------|------|
| 566 | 2013 |
| 593 | 2012 |
| 601 | 2011 |
| 602 | 2019 |
| 641 | 2010 |
| 665 | 2015 |
| 702 | 2018 |
| 718 | 2017 |
| 732 | 2014 |
| 737 | 2016 |

MOST PLAYERS TO AVG. DOUBLE-FIGURES

| Players | Year |
|---------|------|
| 5 | 2012 |
| 4 | 2019 |
| 4 | 2018 |
| 4 | 2017 |
| 4 | 2014 |
| 4 | 2013 |
| 4 | 2011 |
| 4 | 2010 |
| 3 | 2015 |
| 3 | 2016 |

MOST PLAYERS TO START (5+ GAMES)

| Players | Year |
|---------|------|
| 7 | 2019 |
| 7 | 2013 |
| 7 | 2015 |
| 7 | 2016 |
| 7 | 2017 |
| 6 | 2018 |
| 6 | 2014 |
| 6 | 2012 |
| 6 | 2011 |
| 6 | 2010 |



YEAR-BY-YEAR RESULTS

| YEAR | W L T | | | PCT. | RANK | H | A | N | CONFERENCE | | | CONFERENCE TOURNAMENT | | | NCAA/NIT TOURNAMENT | | | COACH |
|------|-------|----|---|-------|------|------|-----|-----|--------------------|----|------|-----------------------|---|---|---------------------|---|---|-----------------|
| | W | L | T | | | | | | W | L | PCT. | FINISH | W | L | FINISH | W | L | |
| 1903 | 1 | 2 | | .333 | | 1-2 | | | | | | | | | | | | Andrus |
| 1904 | 1 | 4 | | .250 | | 1-1 | 0-3 | | | | | | | | | | | |
| 1905 | 1 | 4 | | .250 | | 1-3 | 0-1 | | | | | | | | | | | |
| 1906 | 5 | 9 | | .357 | | 2-3 | 3-6 | | | | | | | | | | | Wendt |
| 1907 | 3 | 6 | | .333 | | 3-2 | | | | | | | | | | | | Kirby |
| 1908 | 5 | 6 | | .455 | | 4-1 | 1-5 | | | | | | | | | | | Chambers |
| 1909 | 5 | 4 | | .556 | | 4-1 | 1-3 | | | | | | | | | | | Chambers |
| 1910 | 4 | 8 | | .333 | | 3-2 | 1-6 | | | | | | | | | | | Spahr/Sweetland |
| 1911 | 5 | 6 | | .455 | | 3-2 | 2-4 | | | | | | | | | | | Iddings |
| 1912 | 9 | 0 | | 1.000 | | 7-0 | 2-0 | | Southern Champions | | | | | | | | | Sweetland |
| 1913 | 5 | 3 | | .625 | | 5-3 | | | | | | | | | | | | Tigert |
| 1914 | 12 | 2 | | .857 | | 9-0 | 3-2 | | | | | | | | | | | Brumage |
| 1915 | 7 | 5 | | .583 | | 6-1 | 1-4 | | | | | | | | | | | Brumage |
| 1916 | 8 | 6 | | .571 | | 4-6 | 4-0 | | | | | | | | | | | Park |
| 1917 | 4 | 6 | | .400 | | 3-2 | 1-4 | | | | | | | | | | | Tuttle |
| 1918 | 9 | 2 | 1 | .792 | | 5-0 | 4-1 | 0-1 | | | | | | | | | | Boles |
| 1919 | 6 | 8 | | .429 | | 3-4 | 3-4 | | | | | | | | | | | Gill |
| 1920 | 5 | 7 | | .417 | | 3-2 | 2-5 | | | | | | | | | | | |
| 1921 | 13 | 1 | | .929 | | 7-0 | 2-1 | 4-0 | | | | | 4 | 0 | &-SIAA Champions | | | Buchheit |
| 1922 | 10 | 6 | | .625 | | 5-1 | 4-4 | 1-1 | | 3 | 1 | .750 | 1 | 1 | &-Quarterfinals | | | Buchheit |
| 1923 | 3 | 10 | | .231 | | 2-7 | 1-3 | | | 0 | 5 | .000 | 0 | 1 | &-1st Round | | | Buchheit |
| 1924 | 13 | 3 | | .813 | | 10-1 | 3-2 | 0-1 | | 6 | 2 | .750 | 0 | 1 | &-Quarterfinals | | | Buchheit |
| 1925 | 13 | 8 | | .619 | | 8-2 | 4-5 | 1-1 | | 6 | 2 | .750 | 1 | 1 | %-Quarterfinals | | | Applegan |
| 1926 | 15 | 3 | | .833 | | 9-1 | 4-1 | 2-1 | | 8 | 0 | 1.000 | 2 | 1 | %-Semifinals | | | Eklund |
| 1927 | 3 | 13 | | .188 | | 2-7 | 1-6 | | | 1 | 6 | .143 | 1 | 1 | %-Semifinals | | | Hayden |
| 1928 | 12 | 6 | | .667 | | 6-2 | 4-3 | 2-1 | | 8 | 1 | .889 | 2 | 1 | %-Semifinals | | | Mauer |
| 1929 | 12 | 5 | | .706 | | 7-2 | 3-2 | 2-1 | | 7 | 4 | .636 | 1 | 1 | %-Quarterfinals | | | Mauer |
| 1930 | 16 | 3 | | .842 | | 12-1 | 2-1 | 2-1 | | 9 | 1 | .900 | 2 | 1 | %-Semifinals | | | Mauer |
| 1931 | 15 | 3 | | .833 | | 9-0 | 3-2 | 3-1 | | 8 | 2 | .800 | 3 | 1 | %-Runner-Up | | | Rupp |
| 1932 | 15 | 2 | | .882 | | 10-1 | 4-0 | 1-1 | | 9 | 1 | .900 | 1 | 1 | %-Quarterfinals | | | Rupp |
| 1933 | 21 | 3 | | .875 | | 10-1 | 5-2 | 6-0 | | 8 | 0 | 1.000 | 4 | 0 | SEC Champions | | | Rupp |
| 1934 | 16 | 1 | | .941 | | 10-0 | 5-0 | 1-1 | | 11 | 0 | 1.000 | 0 | 1 | Quarterfinals | | | Rupp |
| 1935 | 19 | 2 | | .905 | | 13-0 | 5-2 | 1-0 | | 11 | 0 | 1.000 | 0 | 1 | Quarterfinals | | | Rupp |
| 1936 | 15 | 6 | | .714 | | 11-1 | 3-4 | 1-1 | | 6 | 2 | .750 | 1 | 1 | Semifinals | | | Rupp |



YEAR-BY-YEAR RESULTS

| YEAR | W | | | L | T | PCT. | RANK | H | A | N | W | L | PCT. | CONFERENCE | | | CONFERENCE TOURNAMENT | | | NCAA/NIT TOURNAMENT | | | COACH | | | | |
|--|--|----|---|-------|---|------|----------|------|------|------|----|-------|-------|------------|---|---|-----------------------|---------------|-----------|---------------------|---|------|----------------------|----------------------|------|----------------------|------|
| | W | L | T | | | | | | | | | | | FINISH | W | L | FINISH | W | L | FINISH | W | L | | FINISH | | | |
| 1937 | 17 | 5 | | 773 | | | 9-1 | 3-3 | 5-1 | | 5 | 3 | .625 | 1st | | | 3 | 0 | Champions | | | | Rupp | | | | |
| 1938 | 13 | 5 | | .722 | | | 9-0 | 2-4 | 2-1 | 6 | 0 | 1.000 | 2nd | | | 0 | 1 | Quarterfinals | | | | Rupp | | | | | |
| 1939 | 16 | 4 | | .800 | | | 8-1 | 5-1 | 3-2 | 5 | 2 | .714 | 1st | | | 3 | 0 | Champions | | | | Rupp | | | | | |
| 1940 | 15 | 6 | | .714 | | | 8-1 | 2-4 | 5-1 | 4 | 4 | .500 | 7th | | | 3 | 0 | Champions | | | | Rupp | | | | | |
| 1941 | 17 | 8 | | .680 | | | 9-1 | 5-4 | 3-3 | 8 | 1 | .889 | 1st | | | 3 | 1 | Runner-Up | | | | Rupp | | | | | |
| 1942 | 19 | 6 | | .760 | | | 10-0 | 4-4 | 5-2 | 6 | 2 | .750 | 3rd | | | 4 | 0 | Champions | | | 1 | 1 | Final Four-3rd | Rupp | | | |
| 1943 | 17 | 6 | | .739 | | | 8-1 | 5-2 | 4-3 | 8 | 1 | .889 | 1st | | | 3 | 1 | Runner-Up | | | 2 | 1 | | Rupp | | | |
| 1944 | 19 | 2 | | .905 | | | 8-0 | 3-1 | 8-1 | 0 | 0 | .000 | -- | | | 3 | 0 | Champions | | | 2 | 1 | 3rd (NIT) | Rupp | | | |
| 1945 | 22 | 4 | | .846 | | | 9-0 | 6-2 | 7-2 | 4 | 1 | .800 | 1st | | | 4 | 0 | Champions | | | 1 | 1 | Elite Eight | Rupp | | | |
| 1946 | 28 | 4 | | .933 | | | 12-0 | 7-1 | 9-1 | 6 | 0 | 1.000 | 1st | | | 4 | 0 | Champions | | | 3 | 0 | Champions (NIT) | Rupp | | | |
| 1947 | 34 | 3 | | .919 | | | 16-0 | 8-1 | 10-2 | 11 | 0 | 1.000 | 1st | | | 4 | 0 | Champions | | | 2 | 1 | Runner-Up (NIT) | Rupp | | | |
| 1948 | 36 | 3 | | .923 | | | 11-0 | 13-2 | 12-1 | 9 | 0 | 1.000 | 1st | | | 4 | 0 | Champions | | | 3 | 0 | Final Four-Champions | Rupp | | | |
| Kentucky also won the 1948 World Championships, claiming the gold medal at the '48 Olympic Games in London. | | | | | | | | | | | | | | | | | | | | | | | | | | | |
| 1949 | 32 | 2 | | .941 | | | 1st/-- | 10-0 | 8-0 | 14-2 | 13 | 0 | 1.000 | 1st | | | 4 | 0 | Champions | | | 3 | 0 | Final Four-Champions | Rupp | | |
| 1950 | 25 | 5 | | .833 | | | 3rd/-- | 10-0 | 6-4 | 9-1 | 11 | 2 | .846 | 1st | | | 3 | 0 | Champions | | | 0 | 1 | 1st Round (NIT) | Rupp | | |
| 1951 | 32 | 2 | | .941 | | | 1st/1st | 14-0 | 8-1 | 10-1 | 14 | 0 | 1.000 | 1st | | | 3 | 1 | Runner-Up | | | 4 | 0 | Final Four-Champions | Rupp | | |
| 1952 | 29 | 3 | | .906 | | | 1st/1st | 12-0 | 8-1 | 9-2 | 14 | 0 | 1.000 | 1st | | | 4 | 0 | Champions | | | 1 | 1 | Elite Eight | Rupp | | |
| 1953 | <i>Under suspension by the NCAA. No official games played.</i> | | | | | | | | | | | | | | | | | | | | | | | | | | |
| 1954 | 25 | 0 | | 1.000 | | | 1st/2nd | 16-0 | 5-0 | 4-0 | 14 | 0 | 1.000 | t1st | | | | | | | | | | Declined NCAA berth | Rupp | | |
| 1955 | 23 | 3 | | .885 | | | 2nd/2nd | 13-1 | 8-1 | 2-1 | 12 | 2 | .857 | 1st | | | | | | | | | | 1 | 1 | Sweet 16 | Rupp |
| 1956 | 20 | 5 | | .769 | | | 9th/NR | 11-2 | 6-2 | 3-2 | 12 | 2 | .857 | 2nd | | | | | | | | | | 1 | 1 | Elite Eight | Rupp |
| 1957 | 23 | 6 | | .821 | | | 3rd/3rd | 14-2 | 6-3 | 3-0 | 12 | 2 | .857 | 1st | | | | | | | | | | 1 | 1 | Elite Eight | Rupp |
| 1958 | 23 | 6 | | .793 | | | 9th/14th | 14-1 | 5-4 | 4-1 | 12 | 2 | .857 | 1st | | | | | | | | | | 4 | 0 | Final Four-Champions | Rupp |
| 1959 | 24 | 3 | | .889 | | | 2nd/2nd | 13-0 | 7-2 | 4-1 | 12 | 2 | .857 | 12nd | | | | | | | | | | 1 | 1 | Sweet 16 | Rupp |
| 1960 | 18 | 7 | | .720 | | | NR/NR | 11-3 | 4-4 | 3-0 | 10 | 4 | .714 | 3rd | | | | | | | | | | | | | Rupp |
| 1961 | 19 | 9 | | .679 | | | NR/18th | 12-2 | 2-5 | 5-2 | 10 | 4 | .714 | 12nd | | | | | | | | | | 1 | 1 | Elite Eight | Rupp |
| 1962 | 23 | 3 | | .885 | | | 3rd/3rd | 14-2 | 6-0 | 3-1 | 13 | 1 | .929 | t1st | | | | | | | | | | 1 | 1 | Elite Eight | Rupp |
| 1963 | 16 | 9 | | .640 | | | NR/NR | 10-5 | 4-4 | 2-0 | 8 | 6 | .571 | 5th | | | | | | | | | | | | | Rupp |
| 1964 | 21 | 6 | | .778 | | | 4th/3rd | 13-1 | 4-3 | 4-2 | 11 | 3 | .786 | 1st | | | | | | | | | | 0 | 2 | Sweet 16 | Rupp |
| 1965 | 15 | 10 | | .600 | | | NR/NR | 11-3 | 4-5 | 0-2 | 10 | 6 | .625 | 5th | | | | | | | | | | | | | Rupp |
| 1966 | 27 | 2 | | .931 | | | 1st/1st | 13-0 | 10-1 | 4-1 | 15 | 1 | .938 | 1st | | | | | | | | | | 3 | 1 | Final Four-Runner-Up | Rupp |
| 1967 | 13 | 13 | | .500 | | | NR/NR | 8-7 | 4-6 | 1-0 | 8 | 10 | .444 | t5th | | | | | | | | | | | | | Rupp |
| 1968 | 22 | 5 | | .815 | | | 4th/4th | 14-1 | 7-3 | 1-1 | 15 | 3 | .833 | 1st | | | | | | | | | | 1 | 1 | Elite Eight | Rupp |
| 1969 | 23 | 5 | | .821 | | | 7th/7th | 12-1 | 9-2 | 2-2 | 16 | 2 | .889 | 1st | | | | | | | | | | 1 | 1 | Sweet 16 | Rupp |
| 1970 | 26 | 2 | | .929 | | | 1st/1st | 15-0 | 8-1 | 3-1 | 17 | 1 | .944 | 1st | | | | | | | | | | 1 | 1 | Elite Eight | Rupp |
| 1971 | 22 | 6 | | .786 | | | 10th/-- | 12-1 | 10-2 | 0-3 | 16 | 2 | .889 | 1st | | | | | | | | | | 0 | 2 | Sweet 16 | Rupp |



| YEAR | W L T | | | PCT. | RANK | H | A | N | CONFERENCE | | | CONFERENCE TOURNAMENT | | | NCAA/NIT TOURNAMENT | | | COACH |
|------|-------|----|---|------|-----------|------|------|------|------------|--------|-------|-----------------------|--------|---|---------------------|--------|----------------------|--------|
| | W | L | T | | | | | | PCT. | FINISH | W | L | FINISH | W | L | FINISH | W | |
| 1972 | 21 | 7 | | .750 | 18th/14th | 12-1 | 7-4 | 2-2 | 14 | 4 | .778 | | | | 1 | 1 | Elite Eight | Rupp |
| 1973 | 20 | 8 | | .714 | 17th/15th | 11-2 | 7-4 | 2-2 | 14 | 4 | .889 | | | | 1 | 1 | Elite Eight | Hall |
| 1974 | 13 | 13 | | .500 | NR/NR | 9-3 | 4-7 | 0-3 | 9 | 9 | .500 | | | | | | | Hall |
| 1975 | 26 | 5 | | .839 | 2nd/4th | 12-0 | 7-4 | 7-1 | 15 | 3 | .833 | | | | 4 | 1 | Final Four-Runner-Up | Hall |
| 1976 | 20 | 10 | | .667 | NR/NR | 11-1 | 4-7 | 5-2 | 11 | 7 | .611 | | | | 4 | 0 | Champion (NIT) | Hall |
| 1977 | 26 | 4 | | .867 | 6th/5th | 12-2 | 10-1 | 4-1 | 16 | 2 | .889 | | | | 2 | 1 | Elite Eight | Hall |
| 1978 | 30 | 2 | | .938 | 1st/1st | 16-0 | 8-2 | 6-0 | 16 | 2 | .889 | | | | 5 | 0 | Final Four-Champion | Hall |
| 1979 | 19 | 12 | | .613 | NR/NR | 11-3 | 4-7 | 4-2 | 10 | 8 | .556 | | | | 3 | 1 | Runner-Up | Hall |
| 1980 | 29 | 6 | | .829 | 4th/3rd | 12-3 | 9-1 | 8-2 | 15 | 3 | .833 | | | | 2 | 1 | Semifinals | Hall |
| 1981 | 22 | 6 | | .786 | 8th/8th | 15-0 | 7-3 | 0-3 | 15 | 3 | .833 | | | | 0 | 1 | Quarterfinals | Hall |
| 1982 | 22 | 8 | | .733 | 8th/9th | 15-1 | 6-5 | 1-2 | 13 | 5 | .722 | | | | 2 | 1 | Semifinals | Hall |
| 1983 | 23 | 8 | | .742 | 12th/12th | 14-1 | 6-5 | 3-2 | 13 | 5 | .722 | | | | 0 | 1 | Quarterfinals | Hall |
| 1984 | 29 | 5 | | .853 | 3rd/3rd | 16-0 | 8-4 | 5-1 | 14 | 4 | .778 | | | | 3 | 0 | Champions | Hall |
| 1985 | 18 | 13 | | .581 | NR/NR | 11-3 | 4-8 | 3-2 | 11 | 7 | .611 | | | | 0 | 1 | Quarterfinals | Hall |
| 1986 | 32 | 4 | | .889 | 3rd/3rd | 18-0 | 10-3 | 4-1 | 17 | 1 | .944 | | | | 3 | 0 | Champions | Sutton |
| 1987 | 18 | 11 | | .621 | NR/NR | 13-2 | 5-6 | 0-3 | 10 | 8 | .556 | | | | 0 | 1 | Quarterfinals | Sutton |
| 1988 | 25 | 5 | | .833 | 6th/6th | 14-2 | 6-3 | 5-0 | 13 | 5 | .722 | | | | 3 | 0 | Champions* | Sutton |
| 1989 | 13 | 19 | | .406 | NR/NR | 8-5 | 2-10 | 3-4 | 8 | 10 | .444 | | | | 0 | 1 | Quarterfinals | Sutton |
| 1990 | 14 | 14 | | .500 | NR/NR | 13-2 | 1-10 | 0-2 | 10 | 8 | .556 | | | | | | | Pitino |
| 1991 | 22 | 6 | | .786 | 9th/- | 13-0 | 7-6 | 2-0 | 14 | 4 | .778 | | | | | | | Pitino |
| 1992 | 29 | 7 | | .806 | 6th/6th | 15-2 | 5-4 | 9-1 | 12 | 4 | .750 | | | | 3 | 1 | Elite Eight | Pitino |
| 1993 | 30 | 4 | | .882 | 6th/3rd | 16-0 | 7-3 | 7-1 | 13 | 3 | .813 | | | | 3 | 0 | Champions | Pitino |
| 1994 | 27 | 7 | | .794 | 7th/8th | 13-1 | 5-4 | 9-2 | 12 | 4 | .750 | | | | 3 | 0 | Champions | Pitino |
| 1995 | 28 | 5 | | .848 | 2nd/5th | 12-1 | 7-2 | 9-2 | 14 | 2 | .875 | | | | 3 | 0 | Champions | Pitino |
| 1996 | 34 | 2 | | .944 | 1st/2nd | 13-0 | 8-0 | 13-2 | 16 | 0 | 1.000 | | | | 2 | 1 | Runner-Up | Pitino |
| 1997 | 35 | 5 | | .825 | 2nd/5th | 12-1 | 7-3 | 16-1 | 13 | 3 | .813 | | | | 3 | 0 | Champions | Pitino |
| 1998 | 35 | 4 | | .897 | 5th/1st | 12-1 | 11-0 | 15-1 | 14 | 2 | .875 | | | | 3 | 0 | Champions | Pitino |
| 1999 | 28 | 9 | | .757 | 8th/15th | 9-3 | 4-5 | 12-3 | 11 | 5 | .688 | | | | 3 | 0 | Champions | Smith |
| 2000 | 23 | 10 | | .757 | 19th/20th | 14-0 | 5-5 | 4-5 | 12 | 4 | .750 | | | | 3 | 0 | Champions | Smith |
| 2001 | 24 | 10 | | .706 | 9th/8th | 11-1 | 7-5 | 6-4 | 12 | 4 | .750 | | | | 0 | 1 | Quarterfinals | Smith |
| 2002 | 22 | 10 | | .688 | 16th/13th | 12-3 | 5-4 | 5-3 | 10 | 6 | .625 | | | | 3 | 0 | Champions | Smith |
| 2003 | 32 | 4 | | .889 | 1st/4th | 12-1 | 10-1 | 10-2 | 16 | 0 | 1.000 | | | | 0 | 1 | Quarterfinals | Smith |
| 2004 | 27 | 5 | | .844 | 2nd/8th | 11-2 | 7-2 | 9-1 | 13 | 3 | .813 | | | | 3 | 0 | Champions | Smith |
| 2005 | 28 | 6 | | .824 | 7th/5th | 14-1 | 7-3 | 7-2 | 14 | 2 | .875 | | | | 2 | 1 | Runner-Up | Smith |
| 2006 | 22 | 13 | | .629 | NR/RV | 10-5 | 6-4 | 6-4 | 9 | 7 | .563 | | | | 2 | 1 | Semifinals | Smith |
| 2007 | 22 | 12 | | .647 | RV/RV | 14-2 | 4-6 | 4-4 | 9 | 7 | .563 | | | | 1 | 1 | Quarterfinals | Smith |

| YEAR | W | | L | T | PCT. | RANK | H | A | N | W | L | PCT. | CONFERENCE | | | CONFERENCE TOURNAMENT | | | NCAA/NIT TOURNAMENT | | | COACH |
|------|----|----|---|------|-----------|------|------|------|----|---|-------|------------------|------------|--------|---------------|-----------------------|---|----------------------|---------------------|---|----------------------|-----------|
| | L | T | | | | | | | | | | | FINISH | FINISH | FINISH | W | L | FINISH | W | L | FINISH | |
| 2008 | 18 | 13 | | .581 | NR/NR | 14-4 | 4-6 | 0-3 | 12 | 4 | .750 | 3rd SEC/2nd East | 0 | 1 | Quarterfinals | 0 | 1 | First Round | 0 | 1 | First Round | Gillisple |
| 2009 | 22 | 14 | | .611 | NR/NR | 13-6 | 5-7 | 4-1 | 8 | 8 | .500 | 7th SEC/4th East | 1 | 1 | Quarterfinals | 2 | 1 | Quarterfinals (NIT) | 2 | 1 | Quarterfinals (NIT) | Gillisple |
| 2010 | 35 | 3 | | .921 | 2nd/5th | 18-0 | 7-2 | 10-1 | 14 | 2 | .875 | 1st SEC/1st East | 3 | 0 | Champions | 3 | 1 | Elite Eight | 3 | 1 | Elite Eight | Calipari |
| 2011 | 29 | 9 | | .763 | 11th/3rd | 15-0 | 4-7 | 10-2 | 10 | 6 | .625 | 3rd SEC/2nd East | 3 | 0 | Champions | 3 | 0 | Final Four | 4 | 1 | Final Four | Calipari |
| 2012 | 38 | 2 | | .950 | 1st/1st | 18-0 | 8-1 | 12-1 | 16 | 0 | 1.000 | 1st SEC/1st East | 2 | 1 | Runner-Up | 6 | 0 | Champions | 6 | 0 | Champions | Calipari |
| 2013 | 21 | 12 | | .636 | NR/NR | 16-2 | 4-8 | 1-2 | 12 | 6 | .667 | 2nd SEC | 0 | 1 | Quarterfinals | 0 | 1 | First Round (NIT) | 0 | 1 | First Round (NIT) | Calipari |
| 2014 | 29 | 11 | | .725 | RV/2nd | 16-2 | 5-5 | 8-4 | 12 | 6 | .667 | 2nd SEC | 2 | 1 | Runner-Up | 5 | 1 | Final Four-Runner-Up | 5 | 1 | Final Four-Runner-Up | Calipari |
| 2015 | 38 | 1 | | .974 | 1st/3rd | 19-0 | 10-0 | 9-1 | 18 | 0 | 1.000 | 1st SEC | 3 | 0 | Champions | 4 | 1 | Final Four | 4 | 1 | Final Four | Calipari |
| 2016 | 27 | 9 | | .750 | 10th/16th | 17-0 | 4-7 | 6-2 | 13 | 5 | .722 | 11st SEC | 3 | 0 | Champions | 1 | 1 | 2nd Round | 3 | 0 | 2nd Round | Calipari |
| 2017 | 32 | 6 | | .842 | 6th/5th | 15-2 | 7-3 | 10-1 | 16 | 2 | .889 | 1st SEC | 3 | 0 | Champions | 3 | 1 | Elite Eight | 3 | 1 | Elite Eight | Calipari |
| 2018 | 26 | 11 | | .703 | 18th/17th | 16-2 | 4-6 | 6-3 | 10 | 8 | .556 | 14th SEC | 3 | 0 | Champions | 2 | 1 | Sweet 16 | 2 | 1 | Sweet 16 | Calipari |
| 2019 | 30 | 7 | | .811 | 7th/7th | 17-1 | 8-2 | 5-4 | 15 | 3 | .833 | t2nd SEC | 1 | 1 | Semifinals | 3 | 1 | Elite Eight | 3 | 1 | Elite Eight | Calipari |

&- Southern Intercollegiate Athletic Association

*-Vacated due to NCAA sanctions

Rankings - AP/UP1 (Coaches Poll)

%-Southern Conference

From 1933-50 the SEC Champion was determined by a tournament, except for 1935.

@-Not eligible for title due to NCAA sanctions



ALL-TIME RESULTS

1903 (1-2)

Coach: Unnamed | Starters: Jan. White Guyn & R.H. Arnett, G; Joe Coons, C; H.Jan. Wurtele & Lee Andrews, F

| | | | |
|---------|----------------|-------|---|
| Feb. 6 | GEORGETOWN | 6-15 | L |
| Feb. 18 | LEXINGTON YMCA | 11-10 | W |
| Feb. 20 | TRANSYLVANIA | 2-42 | L |

19-67

1904 (1-4)

Coach: Leander E. Andrus (Mgr.) | Captain: St. John Starters: Guyn, Arnett, St. John, Wurtele, Coons

| | | | |
|---------|------------------|-------|---|
| Feb. 4 | at Georgetown | 11-26 | L |
| Feb. 12 | at Transylvania# | 5-12 | L |
| Feb. 13 | GEORGETOWN | 10-22 | L |
| Feb. 26 | at Transylvania | 12-14 | L |
| Mar. 4 | CINCINNATI | 25-21 | W |

63-95

Transylvania (formerly known as Kentucky University) game at UK was called off because of failure to agree on a referee. State College (University of Kentucky) team was present and agreed to play. The offer was accepted and KU won 12-5.

1905 (1-4)

Coach: | Captain: Jan. Mar. Coons

| | | | |
|---------|-----------------|-------|---|
| Jan. 13 | GEORGETOWN | 9-14 | L |
| Jan. 21 | CINCINNATI YMCA | 22-43 | L |
| Jan. 27 | TRANSYLVANIA | 30-29 | W |
| Feb. 4 | at Transylvania | 1-22 | L |
| Feb. 22 | TRANSYLVANIA | 23-33 | L |

85-141

1906 (5-9)

Coach: W.B. Wendt (Mgr.) | Captain: Dec. P. Branson Starters: Baer, Donan, Barbee, Wilson, Herman

| | | | |
|---------|------------------------|-------|---|
| Jan. 11 | LEXINGTON YMCA# | | W |
| Jan. 12 | MIAMI (OHIO) | 10-15 | L |
| Jan. 19 | CENTRAL U. | 15-14 | W |
| Jan. 20 | at Georgetown | 9-34 | L |
| Jan. 26 | at Central U. | 17-15 | W |
| Jan. 27 | CINCINNATI YMCA | 16-23 | L |
| Feb. 3 | Christ Church, Cin. | 24-38 | L |
| Feb. 9 | GEORGETOWN | 22-28 | L |
| Feb. 12 | at New Albany YMCA | 12-29 | L |
| Feb. 13 | at Vernon College | 34-14 | W |
| Feb. 14 | at Moores Hill | 32-11 | W |
| Feb. 15 | at Christ Church, Cin. | 17-54 | L |
| Feb. 16 | at Cincinnati | 6-48 | L |
| Feb. 17 | at Miami (Ohio) | 19-29 | L |

236-348

W.B. Wendt on Jan. 9, 1969 verified that State College (UK) opened the 1906 season against Kentucky U. (Transylvania) in the YMCA. Athletic committees of the two schools had canceled all games after a fight at a football game in November 1905. Wendt and the Kentucky U. manager agreed to play at the YMCA and list the State College foe as YMCA instead of Kentucky U. State College won but Mr. Wendt didn't remember the score, which he hadn't listed.

1907 (3-6)

Coach: A.Mar. Kirby (Mgr.)

Captain: Jan. Mar. Wilson | Starters: Shanklin, Baer, Bryant, Barbee

| | | | |
|---------|----------------|-------|---|
| Jan. 16 | LEXINGTON YMCA | 17-25 | L |
| Jan. 19 | GEORGETOWN | 16-15 | W |
| Jan. 25 | CENTRAL U. | 22-9 | W |
| Feb. 12 | at Central U. | 23-25 | L |
| Feb. 15 | TRANSYLVANIA | 16-14 | W |

OT

| | | | |
|---------|-------------------|-------|---|
| Feb. 21 | at Georgetown | 8-19 | L |
| Mar. 1 | at Lexington YMCA | 22-41 | L |
| Mar. 7 | at Transylvania | 5-19 | L |
| Mar. 9 | CENTRAL U. | 13-15 | L |

142-182

1908 (5-6)

Coach: Jan. S. Chambers (Mgr.) | Captain: Richard Barbee

| | | | |
|---------|------------------------|-------|---|
| Jan. 10 | at Lexington YMCA | 19-29 | L |
| Jan. 21 | TRANSYLVANIA | 20-15 | W |
| Jan. 25 | at Central U. | 21-32 | L |
| Feb. 4 | at Transylvania | 20-15 | W |
| Feb. 8 | LOUISVILLE COLISEUM | 29-28 | W |
| Feb. 10 | at Georgetown | 22-30 | L |
| Feb. 13 | CENTRAL U. | 31-20 | W |
| Feb. 15 | LEXINGTON YMCA | 19-23 | L |
| Feb. 22 | at Louisville Coliseum | 18-30 | L |
| Mar. 3 | GEORGETOWN | 18-13 | W |
| Mar. 7 | at Central U. | 10-29 | L |

227-264

1909 (5-4)

Mgr: Jan. S. Chambers | Captain: W.C. Fox

| | | | |
|---------|-------------------------|-------|---|
| Jan. 9 | LEXINGTON HIGH | 28-9 | W |
| Jan. 18 | at Advent Memorial Club | 27-41 | L |
| Jan. 19 | at Cincinnati | 25-41 | L |
| Jan. 27 | CENTRAL U. | 24-23 | W |
| Feb. 6 | at Central U. | 20-35 | L |
| Feb. 8 | GEORGETOWN | 43-32 | W |
| Feb. 15 | at Georgetown | 48-19 | W |
| Feb. 18 | CINCINNATI | 28-23 | W |
| Feb. 26 | CENTRAL U. | 20-26 | L |

263-249

1910 (4-8)

Coach: R.E. Spahr and E.R. Sweetland | Captain: Bill Rodes

| | | | | |
|---------|----------------------|-------|---|----|
| Jan. 8 | at Kentucky Wesleyan | 14-12 | W | OT |
| Jan. 22 | GEORGETOWN | 31-11 | W | |
| Jan. 24 | DePAUW | 11-24 | L | |
| Jan. 28 | at Central | 17-87 | L | |
| Feb. 4 | at Georgetown | 16-34 | L | |
| Feb. 7 | at Cincinnati | 17-47 | L | |
| Feb. 9 | at DePauw | 16-28 | L | |
| Feb. 10 | at Rose Poly Technic | 11-52 | L | |
| Feb. 16 | TENNESSEE | 26-5 | W | |
| Mar. 5 | CENTRAL U. | 13-31 | L | |
| Mar. 8 | GEORGETOWN | 24-23 | W | |
| Mar. 11 | at Central | 9-51 | L | |

205-405

1911 (5-6)

Coach: H.Jan. Iddings | Captain: Jan. H. Gaiser

| | | | |
|---------|------------------------|-------|---|
| Jan. 13 | LEXINGTON HIGH | 29-36 | L |
| Jan. 20 | TRANSYLVANIA | 18-23 | L |
| Jan. 27 | at Kentucky Wesleyan | 19-25 | L |
| Feb. 4 | BETHANY | 24-11 | W |
| Feb. 9 | at Ohio Wesleyan | 19-37 | L |
| Feb. 10 | at Otterbein | 27-41 | L |
| Feb. 11 | at Christ Church, Cin. | 21-32 | L |
| Feb. 17 | at Georgetown | 47-22 | W |
| Feb. 23 | BUTLER | 21-16 | W |
| Feb. 27 | at Transylvania | 22-19 | W |
| Mar. 3 | TRANSYLVANIA | 30-24 | W |

277-286

**1912 (9-0)****Southern Champions**

Coach: E.R. Sweetland | Captain: W.C. Harrison

| | | | |
|---------|----------------|-------|---|
| Jan. 5 | GEORGETOWN | 38-9 | W |
| Jan. 12 | at Central U. | 32-13 | W |
| Jan. 19 | MIAMI (OHIO) | 31-14 | W |
| Jan. 27 | LEXINGTON YMCA | 32-20 | W |
| Feb. 1 | CENTRAL U. | 52-10 | W |
| Feb. 7 | TENNESSEE | 27-15 | W |
| Feb. 22 | VANDERBILT | 28-17 | W |
| Feb. 23 | VANDERBILT | 22-18 | W |
| Mar. 1 | at Georgetown | 19-18 | W |

281-134**LEADING SCORERS**

| | |
|-------------------------|-----|
| Binkley Barnett (Jr. F) | 7.1 |
| Dec. W. Hart (Jr. F) | 5.4 |
| W.C. Harrison (Sr. C) | 4.0 |
| Jake Gaiser (Sr. G) | 3.9 |
| R.C. Preston (So. G) | 2.7 |
| H.L. Farmer (Jr. F) | 2.2 |

1913 (5-3)

Coach: Jan. Jan. Tigert | Captain: B. Barnett

| | | | |
|---------|---------------------|-------|---|
| Jan. 24 | LEXINGTON YMCA | 25-27 | L |
| Feb. 8 | CINCINNATI | 20-18 | W |
| Feb. 13 | MARIETTA | 42-16 | W |
| Feb. 15 | LOUISVILLE | 34-10 | W |
| Feb. 19 | VANDERBILT | 17-24 | L |
| Feb. 20 | VANDERBILT | 42-29 | W |
| Feb. 27 | MIAMI (OHIO) | 24-16 | W |
| Mar. 1 | CHRIST CHURCH, CIN. | 19-30 | L |

223-170**LEADING SCORERS**

| | |
|-------------------------|-----|
| R.C. Preston (Jr. C) | 9.1 |
| Binkley Barnett (Sr. F) | 8.4 |
| Ralph Morgan (So. F) | 4.0 |
| H.L. Farmer (Sr. F) | 3.9 |
| William Tuttle (So. F) | 1.0 |

1914 (12-2)

Coach: Alpha Brumage | Captain: William Tuttle

| | | | |
|---------|-----------------|-------|---|
| Jan. 10 | ASHLAND YMCA | 28-15 | W |
| Jan. 17 | LOUISVILLE YMCA | 30-21 | W |
| Jan. 20 | at Ashland YMCA | 30-19 | W |
| Jan. 21 | at Marshall | 46-6 | W |
| Jan. 22 | at Virginia | 23-39 | L |
| Jan. 24 | at VMI | 18-32 | L |
| Jan. 31 | LOUISVILLE YMHA | 59-12 | W |
| Feb. 7 | LOUISVILLE | 22-17 | W |
| Feb. 11 | TENNESSEE | 21-14 | W |
| Feb. 12 | TENNESSEE | 20-18 | W |
| Feb. 21 | CINCINNATI | 20-18 | W |
| Feb. 23 | CHATTANOOGA | 40-7 | W |
| Feb. 28 | MARIETTA | 19-17 | W |
| Mar. 3 | at Louisville | 26-13 | W |

402-248**LEADING SCORERS**

| | |
|------------------------|-----|
| R.C. Preston (Sr. F) | 6.1 |
| #Tom Zerfoss (Sr. F) | 6.0 |
| Karl Zerfoss (So. G) | 4.7 |
| William Tuttle (Jr. F) | 3.9 |
| Herschel Scott (Jr. G) | 3.2 |

Only played in first six games.

1915 (7-5)

Coach: Alpha Brumage | Captain: Ralph Morgan

| | | | |
|---------|--------------|-------|---|
| Jan. 16 | MARYVILLE | 37-17 | W |
| Jan. 23 | LOUISVILLE | 18-14 | W |
| Jan. 30 | ST. ANDREWS | 32-15 | W |
| Feb. 4 | at Maryville | 23-22 | W |

| | | | |
|---------|-----------------|-------|---|
| Feb. 5 | at Tennessee | 21-36 | L |
| Feb. 6 | at Tennessee | 22-27 | L |
| Feb. 12 | VANDERBILT | 34-39 | L |
| Feb. 13 | VANDERBILT | 36-24 | W |
| Feb. 17 | TENNESSEE | 22-13 | W |
| Feb. 18 | TENNESSEE | 20-18 | W |
| Feb. 26 | vs. St. Andrews | 25-50 | L |
| Feb. 27 | at Louisville | 15-26 | L |

305-301**LEADING SCORERS**

| | |
|------------------------|-----|
| Ralph Morgan (Sr. F) | 8.3 |
| Jim Server (Jr. C) | 5.3 |
| William Tuttle (Sr. F) | 3.8 |
| Karl Zerfoss (Jr. F) | 3.7 |
| Herschel Scott (Sr. G) | 2.9 |

1916 (8-6)

Coach: James Park | Captain: K.P. Zerfoss

| | | | |
|---------|---------------|-------|---|
| Jan. 14 | at Cincinnati | 39-24 | W |
| Jan. 18 | at Georgetown | 29-22 | W |
| Jan. 31 | GEORGETOWN | 30-22 | W |
| Feb. 4 | VANDERBILT | 25-39 | L |
| Feb. 5 | VANDERBILT | 20-23 | L |
| Feb. 12 | LOUISVILLE | 22-28 | L |
| Feb. 15 | at Centre | 38-5 | W |
| Feb. 19 | CINCINNATI | 34-10 | W |
| Feb. 22 | at Louisville | 32-24 | W |
| Feb. 23 | TENNESSEE | 17-28 | L |
| Feb. 26 | MARYVILLE | 36-25 | W |
| Feb. 29 | CENTRE | 38-14 | W |
| Mar. 3 | MARIETTA | 22-27 | L |
| Mar. 4 | MARIETTA | 23-27 | L |

405-318**LEADING SCORERS**

| | |
|------------------------|------|
| Derrill Hart (Sr. F) | 13.3 |
| Jim Server (Sr. C) | 5.7 |
| Robert Ireland (Jr. F) | 5.6 |
| Karl Zerfoss (Sr. F) | 3.3 |
| George Gumbert (Sr. G) | 2.4 |

1917 (4-6)

Coach: W.P. Tuttle | Captain: Robert Y. Ireland

| | | | |
|---------|----------------|-------|---|
| Jan. 17 | CENTRE | 31-21 | W |
| Jan. 27 | at Georgetown | 19-22 | L |
| Jan. 30 | ROSE POLY TECH | 33-12 | W |
| Feb. 9 | TENNESSEE | 20-23 | L |
| Feb. 10 | TENNESSEE | 19-22 | L |
| Feb. 16 | at Centre | 24-28 | L |
| Feb. 21 | GEORGETOWN | 32-18 | W |
| Mar. 1 | at Cumberland | 48-20 | W |
| Mar. 2 | at Tennessee | 26-27 | L |
| Mar. 3 | at Tennessee | 10-30 | L |

262-223**LEADING SCORERS**

| | |
|-----------------------------|-----|
| C.C. Shrader (Sr. F) | 7.1 |
| Robert Ireland (Sr. F) | 5.4 |
| "Dutch" Longworth (Sr. C-F) | 4.4 |
| Pat Campbell (Jr. F) | 4.2 |
| William Rodes (Sr. G) | 1.3 |

1918 (9-2-1)

Coach: S.A. Boles | Captain: Patrick Campbell

| | | | |
|---------|-----------------------|-------|-------|
| Jan. 9 | KENTUCKY WESLEYAN | 23-13 | W |
| Jan. 17 | at Centre | 21-29 | L |
| Jan. 24 | GEORGETOWN | 22-18 | W |
| Feb. 7 | TENNESSEE | 33-26 | W |
| Feb. 8 | TENNESSEE | 40-12 | W |
| Feb. 9 | at Kentucky Wesleyan# | 21-21 | T |
| Feb. 14 | at Georgetown | 25-16 | W |
| Feb. 21 | CENTRE | 22-20 | W 30T |



| | | | |
|---------|--------------|-------|---|
| Feb. 28 | Cumberland | 42-21 | W |
| Mar. 1 | at Tennessee | 29-18 | W |
| Mar. 2 | at Tennessee | 32-20 | W |

| State Championship (Louisville, Ky.) | | | |
|--------------------------------------|--------|-------|---|
| Mar. 9 | Centre | 12-24 | L |

322-238

Unique tie game resulted from scorer's error which wasn't discovered until after the teams' departures. Contest was rescheduled, but never played for unknown reasons.

LEADING SCORERS

| | |
|------------------------|------|
| H.C. Thomas (Jr. C-F) | 10.8 |
| Arthur Bastin (Jr. G) | 4.0 |
| A.P. Shanklin (Sr. F) | 3.5 |
| Pat Campbell (Sr. F) | 3.2 |
| Goerge Zerfoss (Jr. F) | 2.8 |

1919 (6-8)

Coach: Andrew Gill | Captain: Jan. A. Dishman

| | | | |
|---------|----------------------|-------|---|
| Jan. 13 | KENTUCKY WESLEYAN | 46-5 | W |
| Jan. 18 | GEORGETOWN | 30-32 | L |
| Jan. 25 | at Centre | 30-38 | L |
| Jan. 31 | at Cincinnati | 18-28 | L |
| Feb. 6 | at Chattanooga | 28-25 | W |
| Feb. 7 | at Tennessee | 22-40 | L |
| Feb. 8 | at Cumberland | 22-21 | W |
| Feb. 14 | VANDERBILT | 26-36 | L |
| Feb. 15 | at Georgetown | 18-22 | L |
| Feb. 21 | CINCINNATI | 34-21 | W |
| Feb. 22 | at Kentucky Wesleyan | 18-13 | W |
| Feb. 24 | CENTRE | 10-21 | L |
| Feb. 28 | TENNESSEE | 30-14 | W |
| Mar. 8 | MIAMI (OHIO) | 14-38 | L |

346-354

LEADING SCORERS

| | |
|-------------------------|-----|
| H.C. Thomas (Sr. F) | 7.1 |
| Jan. C. Everett (Jr. F) | 6.6 |
| Bob Lavin (Fr. G) | 5.0 |
| Tony Dishman (Sr. G) | 3.3 |
| Ed Parker (Sr. F) | 3.3 |

1920 (5-7)

Coach: George C. Buchheit | Captain: Jan. C. Everett

| | | | |
|---------|-------------------|-------|------|
| Jan. 17 | at Cincinnati | 11-13 | L |
| Jan. 22 | MARYVILLE | 27-13 | W |
| Jan. 31 | GEORGETOWN | 25-14 | W |
| Feb. 5 | TENNESSEE | 24-29 | L |
| Feb. 7 | TENNESSEE | 26-27 | L |
| Feb. 14 | at Centre | 15-44 | L |
| Feb. 17 | at Georgetown | 28-16 | W |
| Feb. 21 | KENTUCKY WESLEYAN | 43-13 | W |
| Feb. 26 | Cumberland | 21-30 | L |
| Feb. 27 | at Tennessee | 25-28 | L |
| Feb. 28 | at Tennessee | 34-26 | W |
| Mar. 6 | CENTRE | 18-20 | L OT |

297-273

LEADING SCORERS

| | |
|-------------------------|------|
| Basil Hayden (So. F) | 10.8 |
| William Blakely (Sr. G) | 7.0 |
| Jan. C. Everett (Sr. C) | 5.5 |
| Bob Lavin (So. F) | 4.1 |
| Jim Wilhelm (Jr. F) | 3.6 |

1921 (13-1)

Southern Intercollegiate Champions

Coach: George C. Buchheit | Captain: Basil Hayden

| | | | |
|---------|-------------------|-------|---|
| Jan. 12 | KENTUCKY WESLEYAN | 38-13 | W |
| Jan. 15 | CUMBERLAND | 37-21 | W |
| Jan. 18 | GEORGETOWN | 38-23 | W |
| Jan. 21 | CHATTANOOGA | 42-10 | W |
| Jan. 26 | at Cincinnati | 26-19 | W |
| Jan. 29 | AUBURN | 40-25 | W |

| | | | |
|---------|---------------|-------|---|
| Feb. 8 | at Centre | 27-29 | L |
| Feb. 15 | at Georgetown | 56-11 | W |
| Feb. 18 | CENTRE | 20-13 | W |
| Feb. 22 | VANDERBILT | 37-18 | W |

SIAA Tournament (Atlanta)

| | | | |
|---------|----------------------|-------|---|
| Feb. 25 | vs. Tulane | 50-28 | W |
| Feb. 26 | vs. Mercer | 49-25 | W |
| Feb. 28 | vs. Mississippi A&M | 28-13 | W |
| Mar. 1 | vs. Georgia (Finals) | 20-19 | W |

508-267

LEADING SCORERS

| | |
|----------------------|------|
| William King (Fr. F) | 11.4 |
| Basil Hayden (Jr. F) | 9.6 |
| Paul Adkins (Jr. C) | 6.5 |
| Bob Lavin (Jr. G) | 2.5 |
| Fred Fest (So. C) | 1.3 |

1922 (10-6)

Coach: George C. Buchheit | Captain: R.E. Lavin

| | | | |
|---------|---------------------|-------|------|
| Jan. 14 | GEORGETOWN | 17-26 | L |
| Jan. 17 | at Louisville | 38-14 | W |
| Jan. 18 | at Vanderbilt | 12-22 | L |
| Jan. 21 | LOUISVILLE | 29-22 | W |
| Jan. 26 | MISSISSIPPI STATE | 28-21 | W |
| Jan. 27 | MARSHALL | 34-12 | W |
| Feb. 4 | at Centre | 28-21 | W |
| Feb. 6 | at Georgetown | 26-17 | W |
| Feb. 8 | at Washington & Lee | 21-20 | W |
| Feb. 9 | at VMI | 32-37 | L |
| Feb. 11 | at Georgetown U. | 23-28 | L |
| Feb. 13 | at Virginia | 30-32 | L OT |
| Feb. 16 | CLEMSON | 38-14 | W |
| Feb. 20 | CENTRE | 40-23 | W |

SIAA Tournament (Atlanta)

| | | | |
|---------|----------------|-------|---|
| Feb. 24 | vs. Georgetown | 41-21 | W |
| Feb. 25 | vs. Mercer | 22-35 | L |

459-365

LEADING SCORERS

| | |
|-----------------------|-----|
| Paul Adkins (Sr. C) | 8.8 |
| William King (So. F) | 8.3 |
| Bob Lavin (Sr. F) | 5.2 |
| Basil Hayden (Sr. F) | 5.0 |
| William Poyzn (Jr. F) | 2.9 |

1923 (3-10)

Coach: George C. Buchheit | Captain: Fred Fest

| | | | |
|---------|---------------|-------|---|
| Jan. 13 | at Georgetown | 24-13 | W |
| Jan. 20 | at Tennessee | 26-30 | L |
| Jan. 22 | CHATTANOOGA | 25-18 | W |
| Jan. 25 | ALABAMA | 35-45 | L |
| Jan. 27 | CENTRE | 14-21 | L |
| Feb. 3 | GEORGIA | 19-23 | L |
| Feb. 5 | at Cincinnati | 24-33 | L |
| Feb. 7 | CENTENARY | 21-28 | L |
| Feb. 10 | TENNESSEE | 23-28 | L |
| Feb. 14 | at Centre | 10-17 | L |
| Feb. 15 | CLEMSON | 13-30 | L |
| Feb. 19 | GEORGETOWN | 21-45 | L |
| Feb. 23 | SEWANE | 30-14 | W |

285-349

LEADING SCORERS

| | |
|------------------------|------|
| Carl Rieffkin (Jr. F) | 10.2 |
| Fred Fest (Sr. C) | 7.2 |
| William Poyzn (Sr. G) | 3.3 |
| Gilbert Smith (Sr. G) | 1.5 |
| W.G. Wilkinson (Sr. F) | 1.2 |

1924 (13-3)

Coach: G.C. Buchheit | Captain: A.T. Rice

| | | | |
|--------|-------------|-------|---|
| Jan. 1 | VANDERBILT | 33-13 | W |
| Jan. 8 | MEXICO YMCA | 25-14 | W |



| | | | |
|---------|-------------------|-------|---|
| Jan. 12 | at Georgetown | 32-24 | W |
| Jan. 14 | MISSISSIPPI STATE | 16-17 | L |
| Jan. 15 | SEWANEE | 50-15 | W |
| Jan. 18 | at Tennessee | 13-20 | L |
| Jan. 19 | at Chattanooga | 24-23 | W |
| Feb. 4 | WEST VIRGINIA | 24-21 | W |
| Feb. 9 | at Centre | 27-18 | W |
| Feb. 11 | GEORGETOWN | 39-35 | W |
| Feb. 13 | CLEMSON | 38-13 | W |
| Feb. 14 | VIRGINIA | 29-16 | W |
| Feb. 19 | VIRGINIA TECH | 36-14 | W |
| Feb. 21 | CENTRE | 38-24 | W |
| Feb. 23 | GEORGIA TECH | 33-27 | W |

SIAA Tournament (Atlanta)

| | | | |
|---------|--------------------|-------|---|
| Feb. 29 | vs. North Carolina | 20-41 | L |
|---------|--------------------|-------|---|

477-335**LEADING SCORERS**

| | |
|--------------------------|-----|
| Jim McFarland (So. F) | 9.9 |
| Will Milward (Jr. C) | 5.3 |
| Lowell Underwood (So. C) | 4.9 |
| Carl Riefkin (Sr. F) | 4.3 |
| Bill King (Sr. F) | 2.9 |

ALUMNI GYM ERA (1924-50)**1924-25 (13-8)**

Coach: C.O. Applegran | Captain: James McFarland

| | | | |
|---------|------------------|-------|---|
| Dec. 13 | CINCINNATI | 28-23 | W |
| Dec. 18 | INDIANA | 18-20 | L |
| Dec. 20 | MICHIGAN | 11-21 | L |
| Jan. 3 | at Cincinnati | 20-24 | L |
| Jan. 5 | at Illinois | 26-36 | L |
| Jan. 6 | at Wabash | 10-57 | L |
| Jan. 9 | OLE MISS | 26-23 | W |
| Jan. 10 | GEORGETOWN | 25-17 | W |
| Jan. 17 | at Centre | 33-26 | W |
| Jan. 30 | WASHINGTON & LEE | 28-22 | W |
| Feb. 2 | WEST VIRGINIA | 29-19 | W |
| Feb. 5 | at Alabama | 15-24 | L |
| Feb. 6 | at Georgia Tech | 18-16 | W |
| Feb. 7 | at Georgia | 24-28 | L |
| Feb. 9 | at Tennessee | 35-22 | W |
| Feb. 12 | TULANE | 29-22 | W |
| Feb. 14 | at Georgetown | 36-21 | W |
| Feb. 18 | TENNESSEE | 26-21 | W |
| Feb. 21 | CENTRE | 39-10 | W |

Southern Conference Tournament (Atlanta)

| | | | |
|---------|-----------------------|-------|---|
| Feb. 27 | vs. Mississippi State | 31-26 | W |
| Feb. 28 | vs. Georgia | 31-32 | L |

538-510**LEADING SCORERS**

| | |
|--------------------------|-----|
| Jim McFarland (Jr. F) | 7.1 |
| Lowell Underwood (Jr. F) | 6.3 |
| Will Milward (Sr. C) | 6.2 |
| Foster Helm (So. F) | 3.7 |
| Charles Alberts (Jr. G) | 2.5 |

1925-26 (15-3)

Coach: Ray Eklund | Captain: Burgess Carey

| | | | |
|---------|------------------|-------|---|
| Dec. 19 | DePAUW | 29-38 | L |
| Jan. 5 | at Indiana | 23-34 | L |
| Jan. 9 | BEREA | 37-23 | W |
| Jan. 12 | at Georgetown | 36-21 | W |
| Jan. 16 | GEORGIA TECH | 25-24 | W |
| Jan. 21 | CENTRE | 45-25 | W |
| Jan. 30 | GEORGETOWN | 25-20 | W |
| Feb. 1 | ALABAMA | 27-16 | W |
| Feb. 4 | at Centre | 46-19 | W |
| Feb. 5 | WASHINGTON & LEE | 44-34 | W |
| Feb. 8 | AUBURN | 35-26 | W |
| Feb. 12 | at Tennessee | 51-17 | W |
| Feb. 15 | at Georgia | 22-18 | W |

| | | | |
|---------|------------|-------|---|
| Feb. 18 | TENNESSEE | 27-21 | W |
| Feb. 20 | VANDERBILT | 30-20 | W |

Southern Conference Tournament (Atlanta)

| | | | |
|---------|-----------------------|-------|---|
| Feb. 26 | vs. VMI | 32-25 | W |
| Feb. 27 | vs. Georgia | 39-34 | W |
| Mar. 1 | vs. Mississippi State | 26-31 | L |

599-446**LEADING SCORERS**

| | |
|--------------------------|------|
| Gayle Mohney (Jr. G) | 11.1 |
| Paul Jenkins (So. F) | 7.3 |
| Jim McFarland (Sr. F) | 5.6 |
| Lowell Underwood (Sr. C) | 3.7 |
| Henry Besuden (Sr. C) | 2.1 |

1926-27 (3-13)

Coach: Basil Hayden | Captain: Paul Jenkins

| | | | |
|---------|----------------------|-------|---|
| Dec. 18 | CINCINNATI | 10-48 | L |
| Dec. 21 | INDIANA | 19-38 | L |
| Dec. 27 | at Cincinnati | 22-51 | L |
| Dec. 31 | PRINCETON | 26-30 | L |
| Jan. 3 | FLORIDA | 44-36 | W |
| Jan. 10 | at Kentucky Wesleyan | 24-31 | L |
| Jan. 15 | VANDERBILT | 32-48 | L |
| Jan. 21 | at Tennessee | 14-19 | L |
| Jan. 22 | at Georgia Tech | 16-48 | L |
| Jan. 29 | CENTRE | 27-25 | W |
| Feb. 1 | at Georgetown | 19-26 | L |
| Feb. 4 | WASHINGTON & LEE | 34-36 | L |
| Feb. 7 | WEST VIRGINIA | 26-44 | L |
| Feb. 11 | OLE MISS | 17-37 | L |
| Feb. 12 | at Centre | 22-16 | W |
| Feb. 19 | TENNESSEE | 21-30 | L |

373-563**LEADING SCORERS**

| | |
|---------------------------|-----|
| Paul Jenkins (Jr. F) | 6.1 |
| Edwin Knadler (Sr. F) | 4.4 |
| Van Buren Ropke (Sr. F-C) | 4.2 |
| Frank Phipps (Jr. F) | 3.4 |
| Foster Helm (Sr. C) | 2.5 |

1927-28 (12-6)

Coach: John Mauer | Captain: Paul Jenkins

| | | | |
|---------|------------------|-------|---|
| Dec. 16 | CLEMSON | 33-17 | W |
| Dec. 20 | MIAMI (OHIO) | 31-36 | L |
| Jan. 4 | BEREA | 37-16 | W |
| Jan. 9 | at Centre | 36-23 | W |
| Jan. 14 | VANDERBILT | 43-23 | W |
| Jan. 16 | at Virginia | 31-28 | W |
| Jan. 18 | at Navy | 26-32 | L |
| Jan. 19 | at Maryland | 7-37 | L |
| Jan. 28 | TENNESSEE | 48-18 | W |
| Feb. 3 | WASHINGTON & LEE | 34-28 | W |
| Feb. 4 | at Indiana | 29-48 | L |
| Feb. 8 | at Vanderbilt | 54-29 | W |
| Feb. 9 | at Tennessee | 43-16 | W |
| Feb. 11 | GEORGIA TECH | 31-35 | L |
| Feb. 18 | CENTRE | 30-20 | W |

Southern Conference Tournament (Atlanta)

| | | | |
|---------|--------------------|-------|---|
| Feb. 24 | vs. South Carolina | 56-40 | W |
| Feb. 25 | vs. Georgia | 33-16 | W |
| Feb. 27 | vs. Ole Miss | 28-41 | L |

630-503**LEADING SCORERS**

| | |
|-------------------------|------|
| Irvine Jeffries (Sr. G) | 11.5 |
| Cecil Combs (So. F) | 10.3 |
| Paul McBrayer (So. G-C) | 5.5 |
| Hays Owens (So. F) | 3.8 |
| Paul Jenkins (Sr. F) | 3.3 |



1928-29 (12-5)

| Coach: John Mauer Captain: Lawrence McGinnis | | | | |
|--|----------------------|-------|---|-----|
| Dec. 15 | EASTERN NORMAL | 35-10 | W | |
| Dec. 21 | MIAMI (OHIO) | 43-42 | W | 3OT |
| Jan. 4 | NORTH CAROLINA | 15-26 | L | |
| Jan. 12 | at Notre Dame | 19-16 | W | |
| Jan. 16 | at Georgia Tech | 19-33 | L | |
| Jan. 17 | at Tennessee | 35-29 | W | |
| Jan. 19 | TENNESSEE | 27-22 | W | |
| Jan. 26 | ALABAMA | 26-27 | L | |
| Feb. 1 | at Mississippi State | 25-23 | W | OT |
| Feb. 2 | 1 Mississippi State | 32-14 | W | |
| Feb. 3 | at Tulane | 22-34 | L | |
| Feb. 8 | WASHINGTON & LEE | 31-30 | W | |
| Feb. 13 | CENTRE | 47-11 | W | |
| Feb. 22 | OLE MISS | 35-30 | W | |
| Feb. 23 | OLE MISS | 32-24 | W | |

Southern Conference Tournament (Atlanta)

| | | | |
|--------|-------------|-------|---|
| Mar. 1 | vs. Tulane | 29-15 | W |
| Mar. 2 | vs. Georgia | 24-26 | L |

496-411

1 Municipal Auditorium (Jackson, Miss.)

LEADING SCORERS

| | |
|------------------------|-----|
| Stan Milward (So. C) | 6.8 |
| Louis McGinnis (So. F) | 5.8 |
| Cecil Combs (Jr. G) | 5.8 |
| Carey Spicer (So. F) | 5.7 |
| Paul McBrayer (Jr. G) | 2.9 |

1929-30 (16-3)

| Coach: John Mauer Captain: Paul McBrayer | | | | |
|--|-------------------|-------|---|----|
| Dec. 14 | GEORGETOWN | 46-9 | W | |
| Dec. 20 | MIAMI (OHIO) | 35-20 | W | |
| Dec. 31 | BEREA | 29-26 | W | |
| Jan. 3 | CLEMSON | 31-15 | W | |
| Jan. 10 | CREIGHTON | 27-28 | L | |
| Jan. 11 | CREIGHTON | 25-21 | W | |
| Jan. 18 | TENNESSEE | 23-20 | W | |
| Jan. 24 | MISSISSIPPI STATE | 38-17 | W | |
| Jan. 25 | MISSISSIPPI STATE | 20-14 | W | |
| Jan. 31 | at Tennessee | 24-29 | L | OT |
| Feb. 1 | at Georgia | 22-21 | W | OT |
| Feb. 3 | at Clemson | 34-20 | W | |
| Feb. 8 | GEORGIA TECH | 39-19 | W | |
| Feb. 14 | GEORGIA | 36-23 | W | |
| Feb. 18 | KENTUCKY WESLEYAN | 32-20 | W | |
| Feb. 22 | WASHINGTON & LEE | 28-26 | W | OT |

Southern Conference Tournament (Atlanta)

| | | | |
|---------|--------------|-------|---|
| Feb. 28 | vs. Maryland | 26-21 | W |
| Mar. 1 | vs. Sewanee | 44-22 | W |
| Mar. 3 | vs. Duke | 32-37 | L |

591-408

LEADING SCORERS

| | |
|------------------------|-----|
| Cecil Combs (Sr. F) | 6.6 |
| Carey Spicer (Jr. F) | 6.5 |
| Stan Milward (Sr. C) | 5.9 |
| Louis McGinnis (So. F) | 5.4 |
| Paul McBrayer (Sr. G) | 4.8 |

ADOLPH RUPP ERA (1930-71)

1930-31 (15-3)

| Coach: Adolph Rupp Captain: Carey Spicer | | | | |
|--|---------------|-------|---|----|
| Dec. 17 | GEORGETOWN | 67-19 | W | |
| Dec. 27 | MARSHALL | 42-26 | W | |
| Dec. 31 | BEREA | 41-25 | W | |
| Jan. 3 | CLEMSON | 33-21 | W | |
| Jan. 10 | TENNESSEE | 31-23 | W | |
| Jan. 16 | CHATTANOOGA | 55-18 | W | |
| Jan. 21 | at Vanderbilt | 42-37 | W | |
| Jan. 31 | at Tennessee | 36-32 | W | OT |

| | | | |
|---------|------------------|-------|---|
| Feb. 6 | WASHINGTON & LEE | 23-18 | W |
| Feb. 9 | GEORGIA TECH | 38-34 | W |
| Feb. 13 | at Georgia | 16-25 | L |
| Feb. 14 | at Clemson | 26-29 | L |
| Feb. 16 | at Georgia Tech | 35-16 | W |
| Feb. 20 | VANDERBILT | 43-23 | W |

Southern Conference Tournament (Atlanta)

| | | | |
|---------|--------------|-------|---|
| Feb. 27 | vs. NC State | 33-28 | W |
| Feb. 28 | vs. Duke | 35-30 | W |
| Mar. 2 | vs. Florida | 56-35 | W |
| Mar. 3 | vs. Maryland | 27-29 | L |

679-469

LEADING SCORERS

| | |
|------------------------|------|
| Carey Spicer (Sr. F) | 10.6 |
| Louis McGinnis (Sr. F) | 9.6 |
| George Yates (Jr. C) | 7.0 |
| Aggie Sale (So. C-F) | 5.6 |
| Jake Bronston (Jr. G) | 3.9 |

1931-32 (15-2)

Southern Conference Co-Champions

| Coach: Adolph Rupp Captain: Ellis Johnson | | | | |
|---|------------------|-------|---|--|
| Dec. 15 | GEORGETOWN | 66-24 | W | |
| Dec. 18 | CARNEGIE TECH | 36-34 | W | |
| Dec. 23 | BEREA | 52-27 | W | |
| Dec. 30 | MARSHALL | 46-16 | W | |
| Jan. 2 | CLEMSON | 43-24 | W | |
| Jan. 14 | at Clemson | 30-17 | W | |
| Jan. 15 | at Sewanee | 30-20 | W | |
| Jan. 16 | at Tennessee | 29-28 | W | |
| Jan. 21 | CHATTANOOGA | 51-17 | W | |
| Jan. 30 | WASHINGTON & LEE | 48-28 | W | |
| Feb. 3 | at Vanderbilt | 61-37 | W | |
| Feb. 6 | DUKE | 37-30 | W | |
| Feb. 8 | ALABAMA | 50-22 | W | |
| Feb. 13 | TENNESSEE | 41-27 | W | |
| Feb. 20 | VANDERBILT | 31-32 | L | |

Southern Conference Tournament (Atlanta)

| | | | |
|---------|--------------------|-------|---|
| Feb. 26 | vs. Tulane | 50-30 | W |
| Feb. 27 | vs. North Carolina | 42-43 | L |

743-456

LEADING SCORERS

| | |
|-------------------------|------|
| Aggie Sale (Jr. F) | 13.6 |
| John DeMoisey (So. C-F) | 10.0 |
| Darrell Darby (Jr. F) | 8.4 |
| Howard Kreuter (Jr. F) | 3.9 |
| Ellis Johnson (Jr. G) | 3.6 |

1932-33 (21-3, 8-0 SEC)

SEC Champions | SEC Tournament Champions

| Coach: Adolph Rupp Captain: Forest Sale | | | | |
|---|-------------------|-------|---|--|
| Dec. 9 | ALUMNI | 52-17 | W | |
| Dec. 12 | GEORGETOWN | 62-21 | W | |
| Dec. 17 | 1 vs. Marshall | 57-23 | W | |
| Dec. 20 | TULANE | 53-17 | W | |
| Dec. 21 | TULANE | 42-11 | W | |
| Dec. 30 | at Chicago | 58-26 | W | |
| Jan. 2 | OHIO STATE | 30-46 | L | |
| Jan. 6 | at Creighton | 32-26 | W | |
| Jan. 7 | at Creighton | 22-34 | L | |
| Jan. 10 | SOUTH CAROLINA | 44-36 | W | |
| Jan. 14 | at Tennessee | 42-21 | W | |
| Jan. 16 | CLEMSON | 67-18 | W | |
| Jan. 28 | TENNESSEE | 44-23 | W | |
| Jan. 31 | at Vanderbilt | 40-29 | W | |
| Feb. 1 | at Clemson | 42-32 | W | |
| Feb. 2 | at South Carolina | 38-44 | L | |
| Feb. 6 | MEXICO | 81-22 | W | |
| Feb. 11 | GEORGIA TECH | 45-22 | W | |
| Feb. 13 | 2 vs. Alabama | 35-31 | W | |
| Feb. 18 | VANDERBILT | 45-28 | W | |

| SEC Tournament (Atlanta) | | | |
|--------------------------|---|-----------------------|---------|
| Feb. 24 | 3 | vs. Ole Miss | 49-31 W |
| Feb. 25 | 3 | vs. Florida | 48-24 W |
| Feb. 27 | 3 | vs. LSU | 51-38 W |
| Feb. 28 | 3 | vs. Mississippi State | 46-27 W |

1125-647

- 1 Ashland High School Gymnasium (Ashland, Ky.)
- 2 Birmingham Athletic Club (Birmingham, Ala.)
- 3 Atlanta Memorial Auditorium (Atlanta)

| LEADING SCORERS | | | |
|-------------------------|--|--|------|
| Aggie Sale (Sr. C-F) | | | 13.8 |
| John DeMoisey (Jr. C-F) | | | 12.0 |
| Bill Davis (Jr. G) | | | 7.0 |
| Darrell Darby (Sr. F) | | | 4.0 |
| Ellis Johnson (Sr. G) | | | 3.8 |

1933-34 (16-1, 11-0 SEC)

Coach: Adolph Rupp | Captain: John DeMoisey

| | | | |
|---------|-----------------|-------|---|
| Dec. 5 | ALUMNI | 53-20 | W |
| Dec. 9 | GEORGETOWN | 41-12 | W |
| Dec. 14 | MARSHALL | 48-26 | W |
| Dec. 16 | CINCINNATI | 31-25 | W |
| Dec. 21 | * at Tulane | 32-22 | W |
| Dec. 22 | * at Tulane | 42-29 | W |
| Jan. 12 | * at Sewanee | 55-16 | W |
| Jan. 13 | * at Tennessee | 44-23 | W |
| Jan. 19 | CHATTANOOGA | 47-20 | W |
| Jan. 27 | * TENNESSEE | 53-26 | W |
| Feb. 1 | vs. Alabama | 33-28 | W |
| Feb. 2 | * at Vanderbilt | 48-26 | W |
| Feb. 8 | * ALABAMA | 26-21 | W |
| Feb. 10 | * GEORGIA TECH | 49-25 | W |
| Feb. 15 | * SEWANEE | 60-15 | W |
| Feb. 17 | * VANDERBILT | 47-27 | W |

| SEC Tournament (Atlanta) | | | |
|--------------------------|---|-------------|---------|
| Feb. 24 | 2 | vs. Florida | 32-38 L |

741-399

- 1 Birmingham Athletic Club (Birmingham, Ala.)
- 2 Atlanta Memorial Auditorium (Atlanta)

| LEADING SCORERS | | | |
|---------------------------------|--|--|------|
| John "Frenchy" DeMoisey (Sr. C) | | | 12.5 |
| Bill Davis (Sr. G) | | | 8.3 |
| Dave Lawrence (Jr. F) | | | 7.9 |
| Garland Lewis (So. C) | | | 4.9 |
| Jack Tucker (Jr. F) | | | 3.0 |

1934-35 (19-2, 11-0 SEC)

SEC Co-Champions
Coach: Adolph Rupp | Captain: Dave Lawrence and Jack Tucker

| | | | |
|---------|-------------------|-------|---|
| Dec. 10 | ALUMNI | 55-8 | W |
| Dec. 13 | OGLETHORPE | 81-12 | W |
| Dec. 21 | * at Tulane | 38-9 | W |
| Dec. 22 | * at Tulane | 52-12 | W |
| Jan. 2 | CHICAGO | 42-16 | W |
| Jan. 5 | at New York U. | 22-23 | L |
| Jan. 14 | CHATTANOOGA | 66-19 | W |
| Jan. 18 | * TULANE | 63-22 | W |
| Jan. 19 | * TULANE | 55-12 | W |
| Jan. 26 | * TENNESSEE | 48-21 | W |
| Feb. 1 | 1* vs. Alabama | 33-26 | W |
| Feb. 2 | * at Vanderbilt | 58-22 | W |
| Feb. 5 | at Xavier | 40-27 | W |
| Feb. 9 | * GEORGIA TECH | 57-30 | W |
| Feb. 11 | * ALABAMA | 25-16 | W |
| Feb. 13 | at Michigan State | 26-32 | L |
| Feb. 16 | * at Tennessee | 38-36 | W |
| Feb. 22 | CREIGHTON | 63-42 | W |
| Feb. 23 | CREIGHTON | 24-13 | W |
| Mar. 2 | * VANDERBILT | 53-19 | W |
| Mar. 7 | XAVIER | 46-29 | W |

985-446

- 1 Birmingham Athletic Club (Birmingham, Ala.)

| LEADING SCORERS | | | |
|--------------------------|--|--|------|
| Leroy Edwards (So. C) | | | 16.3 |
| Dave Lawrence (Jr. F) | | | 9.1 |
| Garland Lewis (Jr. C-F) | | | 5.8 |
| Jack Tucker (Sr. F) | | | 3.7 |
| Warfield Donohue (So. G) | | | 3.5 |

1935-36 (15-6, 6-2 SEC)

Coach: Adolph Rupp | Captain: Milerd Anderson

| | | | |
|---------|-----------------|-------|---|
| Dec. 6 | GEORGETOWN | 42-17 | W |
| Dec. 17 | BEREA | 58-30 | W |
| Dec. 23 | PITTSBURGH | 35-17 | W |
| Jan. 8 | at New York U. | 28-41 | L |
| Jan. 14 | at Xavier | 36-32 | W |
| Jan. 17 | * TULANE | 49-24 | W |
| Jan. 18 | * TULANE | 39-21 | W |
| Jan. 21 | MICHIGAN STATE | 27-19 | W |
| Jan. 25 | * TENNESSEE | 40-31 | W |
| Feb. 1 | * at Vanderbilt | 24-33 | L |
| Feb. 3 | * at Alabama | 32-30 | W |
| Feb. 7 | * ALABAMA | 40-34 | W |
| Feb. 10 | at Notre Dame | 20-41 | L |
| Feb. 11 | at Butler | 39-28 | W |
| Feb. 15 | * at Tennessee | 28-39 | L |
| Feb. 18 | XAVIER | 49-40 | W |
| Feb. 21 | CREIGHTON | 68-38 | W |
| Feb. 22 | CREIGHTON | 29-31 | L |
| Feb. 24 | * VANDERBILT | 61-41 | W |

| SEC Tournament (Knoxville, Tenn.) | | | |
|-----------------------------------|---|-----------------------|---------|
| Feb. 28 | 1 | vs. Mississippi State | 41-39 W |
| Feb. 29 | 1 | vs. at Tennessee | 28-39 L |

813-587

- 1 Alumni Memorial Gymnasium (Knoxville, Tenn.)

| LEADING SCORERS | | | |
|----------------------------|--|--|------|
| Ralph Carlisle (So. F) | | | 11.5 |
| Joe Hagan (So. F) | | | 8.0 |
| Garland Lewis (Sr. C) | | | 7.5 |
| Warfield Donohue (Jr. G) | | | 3.0 |
| Jan. Rice Walker (So. C-F) | | | 2.4 |

1936-37 (17-5, 5-3 SEC)

SEC Champions | SEC Tournament Champions
Coach: Adolph Rupp | Captain: Warfield Donohue

| | | | |
|---------|-------------------|-------|------|
| Dec. 9 | GEORGETOWN | 46-21 | W |
| Dec. 12 | BEREA | 70-26 | W |
| Dec. 15 | at Xavier | 34-28 | W OT |
| Dec. 21 | CENTENARY | 37-19 | W |
| Jan. 2 | MICHIGAN STATE | 28-21 | W |
| Jan. 5 | 1 Notre Dame | 28-41 | L |
| Jan. 8 | CREIGHTON | 59-36 | W |
| Jan. 14 | at Michigan State | 23-24 | L |
| Jan. 16 | 2 Akron | 32-22 | W |
| Jan. 23 | * TENNESSEE | 43-26 | W |
| Jan. 30 | * at Vanderbilt | 41-26 | W |
| Feb. 1 | 3* Alabama | 38-27 | W |
| Feb. 3 | * at Tulane | 28-35 | L |
| Feb. 4 | * at Tulane | 28-25 | W |
| Feb. 8 | MEXICO | 58-30 | W |
| Feb. 10 | * ALABAMA | 31-34 | L |
| Feb. 13 | * at Tennessee | 24-26 | L |
| Feb. 20 | * VANDERBILT | 51-19 | W |
| Feb. 22 | XAVIER | 23-15 | W |

| SEC Tournament (Knoxville, Tenn.) | | | |
|-----------------------------------|---|------------------|---------|
| Feb. 26 | 4 | vs. LSU | 57-37 W |
| Feb. 27 | 4 | vs. Georgia Tech | 40-30 W |
| Mar. 1 | 4 | at Tennessee | 39-25 W |

858-593

- 1 Jefferson County Armory (Louisville, Ky.)
- 2 Schmidt Fieldhouse (Cincinnati, Ohio)
- 3 Birmingham Athletic Club (Birmingham, Ala.)
- 4 Alumni Memorial Gymnasium (Knoxville, Tenn.)

| LEADING SCORERS | | | |
|------------------------|--|--|-----|
| Ralph Carlisle (Jr. F) | | | 9.9 |



| | |
|------------------------|-----|
| Joe Hagan (Jr. F) | 7.3 |
| Homer Thompson (So. C) | 4.9 |
| Walter Hodge (Sr. G) | 3.7 |
| Bernie Oppen (So. G) | 3.5 |

1937-38 (13-5, 6-0 SEC)

| | | | |
|---|-------------------|-------|---|
| Coach: Adolph Rupp Captain: Jan. Rice Walker | | | |
| Dec. 15 | BEREA | 69-35 | W |
| Dec. 18 | CINCINNATI | 38-21 | W |
| Dec. 22 | CENTENARY | 35-25 | W |
| Dec. 29 | 1 vs. Pittsburgh | 40-29 | W |
| Jan. 8 | at Michigan State | 38-43 | L |
| Jan. 10 | at Detroit | 26-34 | L |
| Jan. 15 | at Notre Dame | 37-47 | L |
| Jan. 22 | * TENNESSEE | 52-27 | W |
| Jan. 29 | * at Vanderbilt | 42-19 | W |
| Jan. 31 | 2* vs. Alabama | 57-31 | W |
| Feb. 5 | at Xavier | 32-39 | L |
| Feb. 7 | MICHIGAN STATE | 44-27 | W |
| Feb. 12 | * ALABAMA | 28-21 | W |
| Feb. 14 | MARQUETTE | 35-33 | W |
| Feb. 17 | XAVIER | 45-29 | W |
| Feb. 21 | * VANDERBILT | 48-24 | W |
| Feb. 26 | * at Tennessee | 29-26 | W |

| | | | |
|--|--------------|-------|---|
| SEC Tournament (Baton Rouge, La.) | | | |
| Mar. 3 | 3 vs. Tulane | 36-38 | L |

731-512

- 1 Sugar Bowl Classic (Municipal Auditorium | New Orleans)
- 2 Birmingham City Auditorium (Birmingham, Ala.)
- 3 Huey Long Fieldhouse (Baton Rouge, La.)

LEADING SCORERS

| | |
|------------------------|------|
| Joe Hagan (Sr. F) | 10.1 |
| Fred Curtis (Jr. F) | 6.3 |
| Bernie Oppen (Jr. G) | 5.6 |
| Homer Thompson (Jr. C) | 4.9 |
| Mickey Rouse (So. G) | 4.4 |

1938-39 (16-4, 5-2 SEC)

| | | | |
|--|---------------------|-------|---|
| SEC Champions SEC Tournament Champions | | | |
| Coach: Adolph Rupp Captain: Bernard Oppen | | | |
| Dec. 2 | GEORGETOWN | 39-19 | W |
| Dec. 10 | KENTUCKY WESLEYAN | 57-18 | W |
| Dec. 17 | CINCINNATI | 44-27 | W |
| Dec. 21 | WASHINGTON & LEE | 67-47 | W |
| Jan. 4 | at Long Island | 34-52 | L |
| Jan. 6 | at St. Joseph's | 41-30 | W |
| Jan. 14 | 1 vs. Notre Dame | 37-42 | L |
| Jan. 21 | * TENNESSEE | 29-30 | L |
| Jan. 28 | 2* vs. Alabama | 38-41 | L |
| Jan. 30 | * at Vanderbilt | 51-37 | W |
| Feb. 4 | Marquette | 37-31 | W |
| Feb. 8 | at Xavier | 41-31 | W |
| Feb. 11 | * ALABAMA | 45-27 | W |
| Feb. 13 | * MISSISSIPPI STATE | 39-28 | W |
| Feb. 18 | * at Tennessee | 36-34 | W |
| Feb. 21 | XAVIER | 43-23 | W |
| Feb. 25 | * VANDERBILT | 52-27 | W |

| | | | |
|--|----------------|-------|---|
| SEC Tournament (Knoxville, Tenn.) | | | |
| Mar. 2 | 3 vs. Ole Miss | 49-30 | W |
| Mar. 3 | 3 vs. LSU | 53-34 | W |
| Mar. 4 | 3 at Tennessee | 46-38 | W |

878-646

- 1 Jefferson County Armory (Louisville, Ky.)
- 2 Birmingham City Auditorium (Birmingham, Ala.)
- 3 Alumni Memorial Gymnasium (Knoxville, Tenn.)

LEADING SCORERS

| | |
|-------------------------|-----|
| Fred Curtis (Sr. F) | 9.2 |
| Homer Thompson (Sr. C) | 6.7 |
| Keith Farnsley (So. F) | 6.4 |
| Mickey Rouse (Jr. G) | 5.4 |
| Marion Cluggish (Jr. C) | 5.3 |

1939-40 (15-6, 4-4 SEC)

| | | | |
|--|---------------------|-------|---|
| SEC Champions SEC Tournament Champions Sugar Bowl Champions | | | |
| Coach: Adolph Rupp Captain: Layton Rouse | | | |
| Dec. 9 | BEREA | 74-24 | W |
| Dec. 16 | CINCINNATI | 30-39 | L |
| Dec. 21 | 1 vs. Clemson | 55-31 | W |
| Dec. 27 | 2 vs. Ohio State | 36-30 | W |
| Jan. 1 | KANSAS STATE | 53-26 | W |
| Jan. 6 | at Xavier | 42-41 | W |
| Jan. 8 | WEST VIRGINIA | 47-38 | W |
| Jan. 13 | at Notre Dame | 47-52 | L |
| Jan. 20 | * TENNESSEE | 35-26 | W |
| Jan. 27 | 3* vs. Alabama | 32-36 | L |
| Jan. 29 | * at Vanderbilt | 32-40 | L |
| Feb. 3 | Marquette | 51-45 | W |
| Feb. 10 | * ALABAMA | 46-18 | W |
| Feb. 12 | XAVIER | 37-29 | W |
| Feb. 13 | * MISSISSIPPI STATE | 45-37 | W |
| Feb. 17 | * at Tennessee | 23-27 | L |
| Feb. 19 | * at Georgia Tech | 39-44 | L |
| Feb. 24 | * VANDERBILT | 43-38 | W |

| | | | |
|--|------------------|-------|---|
| SEC Tournament (Knoxville, Tenn.) | | | |
| Feb. 29 | 4 vs. Vanderbilt | 44-34 | W |
| Mar. 1 | 4 at Tennessee | 30-29 | W |
| Mar. 2 | 4 vs. Georgia | 51-43 | W |

892-724

- 1 American Enka Gymnasium (Asheville, N.C.)
- 2 Sugar Bowl Classic (Municipal Auditorium | New Orleans)
- 3 Birmingham City Auditorium (Birmingham, Ala.)
- 4 Alumni Memorial Gymnasium (Knoxville, Tenn.)

LEADING SCORERS

| | |
|-------------------------|-----|
| Mickey Rouse (Sr. G) | 8.3 |
| Keith Farnsley (Jr. F) | 7.2 |
| Marion Cluggish (Sr. C) | 7.2 |
| Lee Huber (Jr. G) | 5.4 |
| Jim King (So. C) | 3.9 |
| Carl Combs (Jr. G) | 3.9 |

1940-41 (17-8, 8-1 SEC)

| | | | |
|--|-------------------|-------|---|
| Coach: Adolph Rupp Captain: Lee Huber | | | |
| Dec. 7 | ALUMNI | 62-25 | W |
| Dec. 12 | WEST VIRGINIA | 46-34 | W |
| Dec. 13 | MARYVILLE | 53-14 | W |
| Dec. 18 | at Nebraska | 39-40 | L |
| Dec. 19 | at Creighton | 45-54 | L |
| Dec. 20 | at Kansas State | 28-25 | W |
| Dec. 27 | CENTENARY | 70-18 | W |
| Dec. 30 | 1 vs. Indiana | 45-48 | L |
| Jan. 4 | 2 vs. Notre Dame | 47-48 | L |
| Jan. 9 | at Xavier | 48-43 | W |
| Jan. 11 | at West Virginia | 43-56 | L |
| Jan. 18 | * at Tennessee | 22-32 | L |
| Jan. 20 | * at Georgia Tech | 47-37 | W |
| Jan. 25 | XAVIER | 44-49 | L |
| Feb. 1 | * at Vanderbilt | 51-50 | W |
| Feb. 3 | * at Alabama | 38-36 | W |
| Feb. 8 | * ALABAMA | 46-38 | W |
| Feb. 10 | * OLE MISS | 60-41 | W |
| Feb. 15 | * TENNESSEE | 37-28 | W |
| Feb. 17 | * GEORGIA TECH | 60-41 | W |
| Feb. 24 | * VANDERBILT | 58-31 | W |

| | | | |
|---|-----------------|-------|---|
| SEC Tournament (Louisville, Ky.) | | | |
| Feb. 27 | 2 vs. Ole Miss | 62-52 | W |
| Feb. 28 | 2 vs. Tulane | 59-30 | W |
| Mar. 1 | 2 vs. Alabama | 39-37 | W |
| Mar. 1 | 2 vs. Tennessee | 33-36 | L |

1182-943

- 1 Sugar Bowl Classic (Municipal Auditorium | New Orleans)
- 2 Jefferson County Armory (Louisville, Ky.)

LEADING SCORERS

| | |
|------------------|-----|
| Jim King (Jr. C) | 6.0 |
|------------------|-----|



| | |
|------------------------|-----|
| Lee Huber (Sr. G) | 5.9 |
| Keith Farnsley (Sr. F) | 5.8 |
| Mel Brewer (So. C) | 5.1 |
| Milt Ticco (So. C-F) | 4.8 |

1941-42 (19-6, 6-2 SEC)**NCAA Final Four | SEC Champions | SEC Tournament Champions**

Coach: Adolph Rupp | Captain: Carl Staker

| | | | |
|---------|-------------------|-------|---|
| Dec. 6 | MIAMI (OHIO) | 35-21 | W |
| Dec. 13 | at Ohio State | 41-43 | L |
| Dec. 16 | NEBRASKA | 42-27 | W |
| Dec. 22 | SOUTH CAROLINA | 64-25 | W |
| Dec. 30 | TEXAS A&M | 49-29 | W |
| Jan. 2 | WASHINGTON & LEE | 62-32 | W |
| Jan. 10 | at Xavier | 40-39 | W |
| Jan. 17 | * at Tennessee | 40-46 | L |
| Jan. 19 | * at Georgia | 51-26 | W |
| Jan. 20 | * at Georgia Tech | 63-53 | W |
| Jan. 24 | MEXICO | 56-26 | W |
| Jan. 31 | * GEORGIA | 55-38 | W |
| Feb. 2 | * at Alabama | 35-41 | L |
| Feb. 7 | at Notre Dame | 43-46 | L |
| Feb. 9 | * ALABAMA | 50-34 | W |
| Feb. 14 | * TENNESSEE | 36-33 | W |
| Feb. 16 | * GEORGIA TECH | 57-51 | W |
| Feb. 21 | XAVIER | 44-36 | W |

SEC Tournament (Louisville, Ky.)

| | | | |
|---------|----------------------|-------|---|
| Feb. 26 | vs. Florida | 42-36 | W |
| Feb. 27 | vs. Ole Miss | 59-32 | W |
| Feb. 28 | vs. Auburn | 40-31 | W |
| Feb. 28 | vs. Alabama (finals) | 36-34 | W |

Postseason Game (Louisville, Ky.)

| | | | |
|---------|----------------------|-------|---|
| Mar. 14 | vs. Great Lakes Navy | 47-58 | L |
|---------|----------------------|-------|---|

NCAA Tournament (New Orleans)

| | | | |
|---------|---------------|-------|---|
| Mar. 20 | vs. Illinois | 46-44 | W |
| Mar. 21 | vs. Dartmouth | 28-47 | L |

1161-928**LEADING SCORERS**

| | |
|----------------------|-----|
| Marvin Akers (Jr. G) | 7.6 |
| Mel Brewer (Jr. C) | 7.0 |
| Milt Ticco (Jr. F) | 5.8 |
| Ermal Allen (Sr. F) | 4.9 |
| Ken England (Jr. G) | 4.9 |

1942-43 (17-6, 8-1 SEC)

Coach: Adolph Rupp | Co-Captains: Marvin Akers & Melvin Brewer

| | | | |
|---------|-------------------|-------|---|
| Dec. 12 | CINCINNATI | 61-39 | W |
| Dec. 19 | WASHINGTON | 45-38 | W |
| Dec. 23 | 1 Indiana | 52-58 | L |
| Jan. 2 | OHIO STATE | 40-45 | L |
| Jan. 4 | FORT KNOX | 64-30 | W |
| Jan. 9 | at Xavier | 43-38 | W |
| Jan. 16 | * at Tennessee | 30-28 | W |
| Jan. 18 | * at Georgia | 60-28 | W |
| Jan. 19 | * at Georgia Tech | 38-36 | W |
| Jan. 23 | 1 Notre Dame | 60-55 | W |
| Jan. 26 | * VANDERBILT | 39-38 | W |
| Jan. 30 | * at Alabama | 32-41 | L |
| Feb. 1 | * at Vanderbilt | 54-43 | W |
| Feb. 6 | * ALABAMA | 67-41 | W |
| Feb. 8 | XAVIER | 48-36 | W |
| Feb. 13 | * TENNESSEE | 53-29 | W |
| Feb. 15 | * GEORGIA TECH | 58-31 | W |
| Feb. 20 | * at DePaul | 44-53 | L |

SEC Tournament (Louisville, Ky.)

| | | | |
|---------|---------------------|-------|---|
| Feb. 25 | 1 Tulane | 48-31 | W |
| Feb. 26 | 1 Georgia | 59-30 | W |
| Feb. 27 | 1 Mississippi State | 52-43 | W |
| Feb. 27 | 1 Tennessee | 30-33 | L |

Postseason Game (Louisville, Ky.)

| | | | |
|--------|--------------------|-------|---|
| Mar. 6 | 1 Great Lakes Navy | 39-53 | L |
|--------|--------------------|-------|---|

1116-897**1 Jefferson County Armory (Louisville, Ky.)****LEADING SCORERS**

| | |
|-----------------------|------|
| Milt Ticco (Sr. F) | 10.1 |
| Mel Brewer (Sr. C) | 8.3 |
| Marvin Akers (Sr. G) | 7.1 |
| Mulford Davis (So. F) | 7.1 |
| Kenny Rollins (So. G) | 5.3 |

1943-44 (19-2)**SEC Champions | SEC Tournament Champions**

Coach: Adolph Rupp

| | | | |
|---------|--------------------|-------|---|
| Dec. 1 | FORT KNOX | 51-18 | W |
| Dec. 4 | BEREA (Naval V-12) | 54-40 | W |
| Dec. 11 | 1 Indiana | 66-41 | W |
| Dec. 13 | at Ohio State | 40-28 | W |
| Dec. 18 | CINCINNATI | 58-30 | W |
| Dec. 20 | at Illinois | 41-43 | L |
| Dec. 28 | 2 Carnegie Tech | 61-14 | W |
| Dec. 30 | at St. John's | 44-38 | W |
| Jan. 8 | 1 Notre Dame | 55-54 | W |
| Jan. 15 | WRIGHT FIELD | 61-28 | W |
| Jan. 31 | FORT KNOX A.R.C. | 76-48 | W |
| Feb. 4 | DePAUW | 38-35 | W |
| Feb. 7 | ILLINOIS | 51-40 | W |
| Feb. 12 | at Cincinnati | 38-34 | W |
| Feb. 26 | OHIO | 51-35 | W |

SEC Tournament (Louisville, Ky.)

| | | | |
|--------|-----------|-------|---|
| Mar. 2 | 1 Georgia | 57-29 | W |
| Mar. 3 | 1 LSU | 55-28 | W |
| Mar. 4 | 1 Tulane | 62-46 | W |

NIT (New York)

| | | | |
|---------|--------------------------|-------|---|
| Mar. 20 | 2 Utah | 46-38 | W |
| Mar. 22 | 2 St. John's | 45-48 | L |
| Mar. 24 | 2 Oklahoma State (cons.) | 45-29 | W |

1095-724**1 Jefferson County Armory (Louisville, Ky.)****2 Madison Square Garden (New York)****LEADING SCORERS**

| | |
|------------------------|------|
| Bob Brannum (Fr. C) | 12.1 |
| Jack Tingle (Fr. F) | 8.4 |
| Jack Parkinson (Fr. G) | 7.0 |
| Wilbur Schu (So. G) | 6.2 |
| Tom Moseley (So. G) | 4.2 |

1944-45 (22-4, 4-1 SEC)**SEC Champions | SEC Tournament Champions**

Coach: Adolph Rupp

| | | | |
|---------|-------------------|-------|----|
| Dec. 2 | FORT KNOX | 56-23 | W |
| Dec. 4 | BEREA | 56-32 | W |
| Dec. 9 | CINCINNATI | 66-24 | W |
| Dec. 16 | 1 Indiana | 61-43 | W |
| Dec. 23 | OHIO STATE | 53-48 | OT |
| Dec. 26 | 2 Wyoming | 50-46 | W |
| Dec. 30 | at Temple | 45-44 | W |
| Jan. 1 | at Long Island | 62-52 | OT |
| Jan. 6 | OHIO | 59-46 | W |
| Jan. 8 | ARKANSAS STATE | 75-6 | W |
| Jan. 13 | MICHIGAN STATE | 66-35 | W |
| Jan. 20 | * at Tennessee | 34-35 | L |
| Jan. 22 | * at Georgia Tech | 64-58 | W |
| Jan. 27 | 1 Notre Dame | 58-59 | L |
| Jan. 29 | * GEORGIA | 73-37 | W |
| Feb. 3 | * GEORGIA TECH | 51-32 | W |
| Feb. 5 | at Michigan State | 50-66 | L |
| Feb. 17 | * TENNESSEE | 40-34 | W |
| Feb. 19 | at Ohio | 61-38 | W |
| Feb. 24 | at Cincinnati | 65-35 | W |

SEC Tournament (Louisville, Ky.)

| | | | |
|--------|-------------|-------|---|
| Mar. 1 | 1 Florida | 57-35 | W |
| Mar. 2 | 1 LSU | 68-37 | W |
| Mar. 3 | 1 Alabama | 52-41 | W |
| Mar. 3 | 1 Tennessee | 39-35 | W |



| NCAA Tournament (New York) | | | | |
|----------------------------|---|---------------------|-------|---|
| Mar. 22 | 3 | Ohio State | 37-45 | L |
| Mar. 24 | 3 | Tufts (consolation) | 66-56 | W |

1464-1042

- 1 Jefferson County Armory (Louisville, Ky.)
- 2 Buffalo Memorial Auditorium (Buffalo, N.Y.)
- 3 Madison Square Garden (New York)

| LEADING SCORERS | |
|-------------------------|------|
| Alex Groza (Fr. C) | 16.5 |
| Jack Tingle (So. F) | 11.5 |
| Jack Parkinson (So. G) | 10.4 |
| Wilbur Schu (Jr. F) | 8.0 |
| Kenton Campbell (Fr. C) | 6.3 |

1945-46 (28-2, 6-0 SEC)

| NIT Champions SEC Champions SEC Tournament Champions | | | | |
|--|-------------------|-------|---|--|
| Coach: Adolph Rupp Captain: Jack Parkinson | | | | |
| Dec. 1 | FORT KNOX | 59-34 | W | |
| Dec. 7 | WESTERN ONTARIO | 51-42 | W | |
| Dec. 8 | WESTERN ONTARIO | 71-28 | W | |
| Dec. 15 | CINCINNATI | 67-31 | W | |
| Dec. 18 | ARKANSAS | 67-42 | W | |
| Dec. 21 | OKLAHOMA | 43-33 | W | |
| Dec. 29 | at St. John's | 73-59 | W | |
| Jan. 1 | at Temple | 45-53 | L | |
| Jan. 5 | OHIO | 57-48 | W | |
| Jan. 7 | FORT BENNING | 81-25 | W | |
| Jan. 12 | at Michigan State | 55-44 | W | |
| Jan. 14 | at Xavier | 62-36 | W | |
| Jan. 19 | * at Tennessee | 50-32 | W | |
| Jan. 21 | * at Georgia Tech | 68-43 | W | |
| Jan. 26 | 1 Notre Dame | 47-56 | L | |
| Jan. 28 | * GEORGIA TECH | 54-26 | W | |
| Feb. 5 | MICHIGAN STATE | 59-51 | W | |
| Feb. 4 | * at Vanderbilt | 59-37 | W | |
| Feb. 9 | 2* Vanderbilt | 64-31 | W | |
| Feb. 16 | * TENNESSEE | 54-34 | W | |
| Feb. 19 | at Ohio | 60-52 | W | |
| Feb. 23 | XAVIER | 83-40 | W | |

SEC Tournament (Louisville, Ky.)

| | | | |
|---------|-----------|-------|---|
| Feb. 28 | 1 Auburn | 69-24 | W |
| Mar. 1 | 1 Florida | 69-32 | W |
| Mar. 2 | 1 Alabama | 59-30 | W |
| Mar. 2 | 1 LSU | 59-36 | W |

Postseason Game (Louisville, Ky.)

| | | | |
|--------|----------|-------|---|
| Mar. 9 | 1 Temple | 54-43 | W |
|--------|----------|-------|---|

NIT (New York)

| | | | |
|---------|-------------------------|-------|---|
| Mar. 16 | 3 Arizona | 77-53 | W |
| Mar. 18 | 3 West Virginia | 59-51 | W |
| Mar. 20 | 3 Rhode Island (finals) | 46-45 | W |

1821-1194

- 1 Jefferson County Armory (Louisville, Ky.)
- 2 Paducah Tilghman Gym (Paducah, Ky.)
- 3 Madison Square Garden (New York)

| LEADING SCORERS | |
|----------------------------|------|
| Jack Parkinson (6-0 Jr. G) | 11.3 |
| Wallace Jones (6-4 Fr. F) | 9.7 |
| Ralph Beard (5-10 Fr. G) | 9.3 |
| Jack Tingle (6-3 Jr. F) | 9.2 |
| Wilbur Schu (6-4 Sr. F) | 7.7 |

1946-47 (34-3, 11-0 SEC)

| SEC Champions SEC Tournament Champions | | | | |
|---|-----------------|-------|---|--|
| Coach: Adolph Rupp Captain: Ken Rollins | | | | |
| Nov. 28 | INDIANA CENTRAL | 78-36 | W | |
| Nov. 30 | * TULANE | 64-35 | W | |
| Dec. 2 | FORT KNOX | 68-31 | W | |
| Dec. 7 | at Cincinnati | 80-49 | W | |
| Dec. 9 | IDAHO | 65-35 | W | |
| Dec. 12 | 1 DePaul | 65-45 | W | |
| Dec. 14 | TEXAS A&M | 83-18 | W | |
| Dec. 16 | MIAMI (OHIO) | 62-49 | W | |
| Dec. 21 | 2 St. John's | 70-50 | W | |

| | | | |
|---------|-------------------|-------|---|
| Dec. 23 | BAYLOR | 75-34 | W |
| Dec. 28 | WABASH | 96-24 | W |
| Dec. 30 | 3 Oklahoma State | 31-37 | L |
| Jan. 4 | OHIO | 46-36 | W |
| Jan. 11 | Dayton U. | 70-29 | W |
| Jan. 13 | * at Vanderbilt | 82-30 | W |
| Jan. 18 | * at Tennessee | 54-39 | W |
| Jan. 20 | * at Georgia Tech | 70-47 | W |
| Jan. 21 | * at Georgia | 84-45 | W |
| Jan. 25 | XAVIER | 71-34 | W |
| Jan. 27 | MICHIGAN STATE | 86-36 | W |
| Feb. 1 | 1 Notre Dame | 60-30 | W |
| Feb. 3 | * at Alabama | 48-37 | W |
| Feb. 8 | at DePaul | 47-53 | L |
| Feb. 10 | * GEORGIA | 81-40 | W |
| Feb. 15 | * TENNESSEE | 61-46 | W |
| Feb. 17 | * ALABAMA | 63-33 | W |
| Feb. 19 | at Xavier | 58-31 | W |
| Feb. 21 | * VANDERBILT | 84-41 | W |
| Feb. 22 | * GEORGIA TECH | 83-46 | W |

SEC Tournament (Louisville, Ky.)

| | | | |
|---------|----------------|-------|---|
| Feb. 27 | 1 Vanderbilt | 98-29 | W |
| Feb. 28 | 1 Auburn | 84-18 | W |
| Mar. 1 | 1 Georgia Tech | 75-53 | W |
| Mar. 1 | 1 Tulane | 55-38 | W |

Postseason Game (Louisville, Ky.)

| | | | |
|--------|----------|-------|---|
| Mar. 8 | 1 Temple | 68-29 | W |
|--------|----------|-------|---|

NIT (New York)

| | | | |
|---------|------------------------|-------|---|
| Mar. 17 | 2 Long Island | 66-62 | W |
| Mar. 19 | 2 North Carolina State | 60-42 | W |
| Mar. 24 | 2 Utah | 45-49 | L |

2536-1416

- 1 Jefferson County Armory (Louisville, Ky.)
- 2 Madison Square Garden (New York)
- 3 Sugar Bowl Classic (Municipal Auditorium | New Orleans)

| LEADING SCORERS | |
|-----------------------------|------|
| Ralph Beard (5-10 So. G) | 10.9 |
| Alex Groza (6-7 So. C-F) | 10.6 |
| Kenneth Rollins (6-0 Jr. G) | 8.4 |
| Joe Holland (6-4 Sr. F) | 6.2 |
| Wallace Jones (6-4 So. C) | 5.9 |

1947-48 (36-3, 9-0 SEC)

| World Champions (Olympic Games) National Champions SEC Champions SEC Tournament Champions | | | | |
|---|--|--|--|--|
| Coach: Adolph Rupp Captain: Kenneth Rollins | | | | |

| | | | | |
|---------|-------------------------|-------|---|--|
| Nov. 29 | INDIANA CENTRAL | 80-41 | W | |
| Dec. 1 | FORT KNOX | 80-41 | W | |
| Dec. 5 | TULSA | 72-18 | W | |
| Dec. 6 | TULSA | 71-22 | W | |
| Dec. 10 | 1 DePaul | 74-50 | W | |
| Dec. 13 | at Cincinnati | 67-31 | W | |
| Dec. 17 | XAVIER | 79-37 | W | |
| Dec. 20 | at Temple | 59-60 | L | |
| Dec. 23 | at St. John's | 52-40 | W | |
| Jan. 2 | 1 Creighton | 65-23 | W | |
| Jan. 3 | WESTERN ONTARIO | 98-41 | W | |
| Jan. 5 | at Miami (Ohio) | 67-53 | W | |
| Jan. 10 | at Michigan State | 47-45 | W | |
| Jan. 12 | at Ohio | 79-57 | W | |
| Jan. 17 | * at Tennessee | 65-54 | W | |
| Jan. 19 | * at Georgia Tech | 71-56 | W | |
| Jan. 20 | * at Georgia | 88-51 | W | |
| Jan. 24 | CINCINNATI | 70-43 | W | |
| Jan. 31 | at DePaul | 68-51 | W | |
| Feb. 2 | at Notre Dame | 55-64 | L | |
| Feb. 5 | * at Alabama | 41-31 | W | |
| Feb. 7 | 2 Washington, St. Louis | 69-39 | W | |
| Feb. 9 | * at Vanderbilt | 82-51 | W | |
| Feb. 14 | * TENNESSEE | 69-42 | W | |
| Feb. 16 | * ALABAMA | 63-33 | W | |
| Feb. 20 | * VANDERBILT | 79-43 | W | |
| Feb. 21 | * GEORGIA TECH | 78-54 | W | |



ALL-TIME RESULTS

| | | | | |
|--|---|------------------------------|-------|---|
| Feb. 24 | 1 | Temple | 58-38 | W |
| Feb. 28 | | at Xavier | 59-37 | W |
| SEC Tournament (Louisville, Ky.) | | | | |
| Mar. 4 | 1 | Florida | 87-31 | W |
| Mar. 5 | 1 | LSU | 63-47 | W |
| Mar. 6 | 1 | Tennessee | 70-47 | W |
| Mar. 6 | 1 | Georgia Tech (finals) | 54-43 | W |
| NCAA Tournament (New York) | | | | |
| Mar. 18 | 3 | Columbia | 76-53 | W |
| Mar. 20 | 3 | Holy Cross | 60-52 | W |
| Mar. 23 | 3 | Baylor | 58-42 | W |
| Olympic Trials (New York) | | | | |
| Mar. 27 | | Louisville | 91-57 | W |
| Mar. 29 | | Baylor | 77-59 | W |
| (Championship Collegiate Bracket) | | | | |
| Mar. 31 | | PHILLIPS OILERS (AAU CHAMPS) | 49-53 | L |

2690-1730

- 1 Jefferson County Armory (Louisville, Ky.)
- 2 Ellis Auditorium (Memphis, Tenn.)
- 3 Madison Square Garden (New York)

| | | | | |
|--|--|---------------------|-------|-------|
| Olympic Team Exhibition Games | | | | |
| UK vs. Phillips Oilers | | | | |
| June 30 | | at Tulsa, Okla. | 52-60 | L |
| July 2 | | at Kansas City, Mo. | 70-69 | W ZOT |
| July 7 | | at Lexington, Ky. | 50-56 | L |
| Olympic Games (London, England) | | | | |
| July 30 | | Switzerland | 86-21 | W |
| Aug. 2 | | Czechoslovakia | 53-28 | W |
| Aug. 3 | | Argentina | 59-57 | W |
| Aug. 4 | | Egypt | 66-28 | W |
| Aug. 6 | | Peru | 61-33 | W |
| Aug. 9 | | Uruguay | 63-28 | W |
| Aug. 11 | | Mexico | 71-40 | W |
| Aug. 13 | | France | 65-21 | W |
| World Champions | | | | |

LEADING SCORERS

| | |
|---|------|
| Alex Groza (6-7 Jr. C) (488 TP in 39 games) | 12.5 |
| Ralph Beard (5-10 Jr. G) | 12.5 |
| Wallace Jones (6-4 Jr. C-F) | 9.3 |
| James Line (6-2 So. F) | 6.9 |
| Kenneth Rollins (6-0 Sr. G) | 6.6 |

1948-49 (32-2, 13-0 SEC)

National Champions | SEC Champions | SEC Tournament Champions | Ranked 1st AP | Lost in NIT in attempted "Grand Slam"

Coach: Adolph Rupp

| | | | | |
|---------|----|-------------------|------------|---|
| Nov. 29 | | INDIANA CENTRAL | 74-38 | W |
| Dec. 8 | 1 | vs. DePaul | 67-36 | W |
| Dec. 10 | | TULSA | 81-27 | W |
| Dec. 13 | | ARKANSAS | 76-39 | W |
| Dec. 16 | | at Holy Cross | 51-48 | W |
| Dec. 18 | | at St. John's | 57-30 | W |
| Dec. 22 | 1* | vs. Tulane | 51-47 | W |
| Dec. 29 | 2 | vs. Tulane | 78-47 | W |
| Dec. 30 | 2 | vs. Saint Louis | 40-42 | L |
| Jan. 11 | 3 | vs. Bowling Green | 63-61 | W |
| Jan. 15 | * | at Tennessee | 66-51 | W |
| Jan. 17 | * | at Georgia Tech | 56-45 | W |
| Jan. 22 | * | at DePaul | 2/NR 56-45 | W |
| Jan. 29 | 1 | vs. Notre Dame | 2/NR 62-38 | W |
| Jan. 31 | * | at Vanderbilt | 2/NR 72-50 | W |
| Feb. 2 | * | at Alabama | 1/NR 56-40 | W |
| Feb. 3 | 4* | vs. Ole Miss | 1/NR 75-45 | W |
| Feb. 5 | 5 | vs. Bradley | 1/18 62-52 | W |
| Feb. 8 | * | TENNESSEE | 1/NR 71-56 | W |
| Feb. 12 | | XAVIER | 1/NR 96-50 | W |
| Feb. 14 | * | ALABAMA | 1/NR 74-32 | W |
| Feb. 16 | * | OLE MISS | 1/NR 85-31 | W |
| Feb. 19 | * | GEORGIA TECH | 1/NR 78-32 | W |
| Feb. 21 | * | GEORGIA | 1/NR 95-40 | W |

| | | | | |
|---------|---|------------|------------|---|
| Feb. 24 | | at Xavier | 1/NR 51-40 | W |
| Feb. 26 | * | VANDERBILT | 1/NR 70-37 | W |

| | | | | |
|---|---|---------------------|------------|---|
| SEC Tournament (Louisville, Ky.) | | | | |
| Mar. 3 | 1 | vs. Florida | 1/NR 73-36 | W |
| Mar. 4 | 1 | vs. Auburn | 1/NR 70-39 | W |
| Mar. 5 | 1 | vs. Tennessee | 1/NR 83-44 | W |
| Mar. 5 | 1 | vs. Tulane | 1/7 68-52 | W |
| NIT (New York) | | | | |
| Mar. 14 | 6 | vs. Loyola, Chicago | 1/16 56-67 | L |
| NCAA Eastern Regional (New York) | | | | |
| Mar. 21 | 6 | vs. Villanova | 1/14 85-72 | W |
| Mar. 22 | 6 | vs. Illinois | 1/4 76-47 | W |
| NCAA Finals (Seattle) | | | | |
| Mar. 26 | 7 | vs. Oklahoma State | 1/2 46-36 | W |

2320-1492

- 1 Jefferson County Armory (Louisville, Ky.)
- 2 Sugar Bowl Classic (Municipal Auditorium | New Orleans)
- 3 Cleveland Arena (Cleveland)
- 4 Ellis Auditorium (Memphis, Tenn.)
- 5 Owensboro Sportscenter (Owensboro, Ky.)
- 6 Madison Square Garden (New York)
- 7 Edmundson Pavilion (Seattle)

LEADING SCORERS

| | |
|-------------------------------|------|
| Alex Groza (6-7 Sr. C) | 20.5 |
| Ralph Beard (5-10 Sr. G) | 10.8 |
| Wallace Jones (6-4 Sr. F-C) | 8.6 |
| Cliff Barker (6-2 Sr. G-F) | 7.3 |
| Dale Barnstable (6-3 Jr. F-G) | 6.1 |

1949-50 (25-5, 11-2 SEC)

SEC Champions | SEC Tournament Champions | Sugar Bowl Champions | Ranked 3rd AP

Coach: Adolph Rupp | Captain: Dale Barnstable

| | | | | |
|---------|----|-----------------------|------------|------|
| Dec. 3 | | INDIANA CENTRAL | 84-61 | W |
| Dec. 10 | | WESTERN ONTARIO | 90-18 | W |
| Dec. 15 | | at St. John's | 58-69 | L |
| Dec. 21 | 1 | vs. DePaul | 49-47 | W |
| Dec. 23 | | at Purdue | 60-54 | W |
| Dec. 29 | 2 | vs. Villanova | 57-56 | W OT |
| Dec. 30 | 2 | vs. Bradley (finals) | 71-66 | W |
| Jan. 2 | 3 | vs. Arkansas | 57-53 | W |
| Jan. 4 | 4* | vs. Mississippi State | 87-55 | W |
| Jan. 9 | | NORTH CAROLINA | 2/NR 83-44 | W |
| Jan. 14 | * | at Tennessee | 2/NR 53-66 | L |
| Jan. 16 | * | at Georgia Tech | 2/NR 61-47 | W |
| Jan. 17 | * | at Georgia | 5/NR 60-71 | L |
| Jan. 21 | | at DePaul | 5/NR 86-53 | W |
| Jan. 23 | | at Notre Dame | 5/NR 51-64 | L |
| Jan. 26 | | at Xavier | 4/NR 58-47 | W |
| Jan. 28 | * | GEORGIA | 4/NR 88-56 | W |
| Jan. 30 | * | at Vanderbilt | 4/NR 58-54 | W |
| Feb. 2 | * | at Alabama | 6/NR 66-64 | W |
| Feb. 4 | 5* | vs. Ole Miss | 6/NR 61-55 | W |
| Feb. 11 | * | TENNESSEE | 7/NR 79-52 | W |
| Feb. 13 | * | ALABAMA | 7/NR 77-57 | W |
| Feb. 15 | * | OLE MISS | 5/NR 90-50 | W |
| Feb. 18 | * | GEORGIA TECH | 5/NR 97-62 | W |
| Feb. 23 | | XAVIER | 5/NR 58-53 | W |
| Feb. 25 | * | VANDERBILT | 5/NR 70-66 | W |

| | | | | |
|---|---|-----------------------|------------|---|
| SEC Tournament (Louisville, Ky.) | | | | |
| Mar. 3 | 1 | vs. Mississippi State | 4/NR 56-46 | W |
| Mar. 4 | 1 | vs. Georgia | 4/NR 79-63 | W |
| Mar. 4 | 1 | vs. Tennessee | 4/NR 95-58 | W |
| NIT (New York) | | | | |
| Mar. 14 | 6 | vs. CCNY | 3/NR 50-89 | L |

2089-1696

- 1 Jefferson County Armory (Louisville, Ky.)
- 2 Sugar Bowl Classic (Municipal Auditorium | New Orleans)
- 3 Little Rock, Ark.
- 4 Owensboro Sportscenter (Owensboro, Ky.)
- 5 Ellis Auditorium (Memphis, Tenn.)
- 6 Madison Square Garden (New York)



| LEADING SCORERS | | |
|-----------------------------|--|------|
| Bill Spivey (7-0 So. C) | | 19.3 |
| Jim Line (6-2 Sr. F) | | 13.1 |
| Walt Hirsch (6-4 Jr. F) | | 9.9 |
| Bobby Watson (5-10 So. G) | | 7.5 |
| Dale Barnstable (6-3 Sr. G) | | 5.9 |

MEMORIAL COLISEUM ERA (1950-1975)

1950-51 (32-2, 14-0 SEC)

National Champions | SEC Champions | Ranked 1st AP, 1st UPI
 Coach: Adolph Rupp | Captain: Walt Hirsch

| | | | |
|---------|------------------------|-------|------------|
| Dec. 1 | WEST TEXAS STATE | 73-43 | W |
| Dec. 9 | PURDUE | 70-52 | W |
| Dec. 12 | at Xavier | 67-56 | W |
| Dec. 14 | * FLORIDA | 85-37 | W |
| Dec. 16 | KANSAS | 68-39 | W |
| Dec. 23 | at St. John's | 1/13 | 43-37 W |
| Dec. 29 | 1 vs. Saint Louis | 1/NR | 42-43 L OT |
| Dec. 30 | 1 vs. Syracuse | 1/NR | 69-59 W |
| Jan. 5 | * AUBURN | 3/NR | 79-35 W |
| Jan. 8 | DePAUL | 3/NR | 63-55 W |
| Jan. 13 | * ALABAMA | 3/NR | 65-48 W |
| Jan. 15 | NOTRE DAME | 3/NR | 69-44 W |
| Jan. 20 | * at Tennessee | 2/NR | 70-45 W |
| Jan. 22 | * at Georgia Tech | 2/NR | 82-61 W |
| Jan. 27 | * at Vanderbilt | 1/NR | 74-49 W |
| Jan. 29 | * at Tulane | 1/NR | 104-68 W |
| Jan. 31 | * at LSU | 1/NR | 81-59 W |
| Feb. 2 | * at Mississippi State | 1/NR | 80-60 W |
| Feb. 3 | 2* vs. Ole Miss | 1/NR | 86-39 W |
| Feb. 9 | * GEORGIA TECH | 1/NR | 75-42 W |
| Feb. 13 | XAVIER | 1/NR | 78-51 W |
| Feb. 17 | * TENNESSEE | 1/NR | 86-61 W |
| Feb. 19 | at DePaul | 1/NR | 60-57 W |
| Feb. 23 | * GEORGIA | 1/NR | 88-41 W |
| Feb. 24 | * VANDERBILT | 1/NR | 89-57 W |

| SEC Tournament (Louisville, Ky.) | | | |
|----------------------------------|-------------------------|------|---------|
| Mar. 1 | 3 vs. Mississippi State | 1/NR | 92-70 W |
| Mar. 2 | 3 vs. Auburn | 1/NR | 84-54 W |
| Mar. 3 | 3 vs. Georgia Tech | 1/NR | 82-56 W |
| Mar. 3 | 3 vs. Vanderbilt | 1/NR | 57-61 L |

| NCAA First Round (Raleigh, N.C.) | | | |
|----------------------------------|-----------------|------|---------|
| Mar. 13 | LOYOLA, CHICAGO | 1/NR | 97-61 W |

| NCAA Eastern Regional (New York) | | | |
|----------------------------------|------------------|-----|---------|
| Mar. 22 | 5 vs. St. John's | 1/9 | 59-43 W |
| Mar. 24 | 5 vs. Illinois | 1/5 | 76-74 W |

| NCAA National Finals (Minneapolis) | | | |
|------------------------------------|--------------------|-----|---------|
| Mar. 27 | 6 vs. Kansas State | 1/4 | 68-58 W |

2540-1783

- 1 Sugar Bowl Classic (Municipal Auditorium | New Orleans)
- 2 Owensboro Sportscenter (Owensboro, Ky.)
- 3 Jefferson County Armory (Louisville, Ky.)
- 4 Reynolds Coliseum (Raleigh, N.C.)
- 5 Madison Square Garden (New York)
- 6 Williams Arena (Minneapolis)

| Exhibition Game | | | |
|-----------------------------|----------------------|-------|---|
| Apr. 27 | KY ALL-STARS | 92-49 | W |
| Puerto Rico Exhibition Tour | | | |
| Aug. 25 | San German Ath. | 86-38 | W |
| Aug. 26 | Ponce Lions | 83-43 | W |
| Aug. 27 | San Turce | 93-40 | W |
| Aug. 29 | Univ. of Puerto Rico | 91-44 | W |
| Sep. 2 | U.S. Navy | 52-23 | W |
| (called at half - rain) | | | |
| Sep. 3 | Puerto Rico | 75-46 | W |

| LEADING SCORERS | | |
|-----------------------------|--|------|
| Bill Spivey (7-0 Jr. C) | | 19.2 |
| Shelby Linville (6-5 Jr. F) | | 10.4 |
| Bobby Watson (5-10 Jr. G) | | 10.4 |
| Frank Ramsey (6-3 So. G) | | 10.1 |

| | | |
|-------------------------|--|-----|
| Cliff Hagan (6-4 So. C) | | 9.2 |
| Walt Hirsch (6-3 Sr. F) | | 9.1 |

1951-52 (29-3, 14-0 SEC)

SEC Champions | SEC Tournament Champions | Runner-Up Sugar Bowl | Ranked 1st AP, 1st UPI
 Coach: Adolph Rupp | Captain: Robert Watson

| | | | |
|---------|---------------------|-------|----------|
| Dec. 8 | WASHINGTON & LEE | 96-46 | W |
| Dec. 10 | at Xavier | 1/NR | 97-72 W |
| Dec. 13 | at Minnesota | 1/NR | 57-61 L |
| Dec. 17 | ST. JOHN'S | 2/1 | 81-40 W |
| Dec. 20 | DePAUL | 2/NR | 98-60 W |
| Dec. 26 | UCLA | 1/16 | 84-53 W |
| Dec. 28 | 1 vs. BYU | 1/NR | 84-64 W |
| Dec. 29 | 1 vs. Saint Louis | 1/12 | 60-61 L |
| Jan. 3 | 2 vs. Ole Miss | 4/NR | 116-58 W |
| Jan. 5 | * LSU | 4/NR | 57-47 W |
| Jan. 7 | XAVIER | 4/NR | 83-50 W |
| Jan. 12 | * at Florida | 3/NR | 99-52 W |
| Jan. 14 | 3* vs. Georgia | 3/NR | 95-55 W |
| Jan. 19 | * at Tennessee | 3/NR | 65-56 W |
| Jan. 21 | * at Georgia Tech | 3/NR | 96-51 W |
| Jan. 26 | * at Alabama | 3/NR | 71-67 W |
| Jan. 28 | * at Vanderbilt | 3/NR | 88-51 W |
| Jan. 30 | * at Auburn | 1/NR | 88-48 W |
| Feb. 2 | 4 vs. Notre Dame | 1/NR | 71-66 W |
| Feb. 4 | * TULANE | 1/NR | 103-54 W |
| Feb. 6 | * OLE MISS | 1/NR | 81-61 W |
| Feb. 9 | * GEORGIA TECH | 1/NR | 93-42 W |
| Feb. 11 | * MISSISSIPPI STATE | 1/NR | 110-66 W |
| Feb. 16 | * TENNESSEE | 1/NR | 95-40 W |
| Feb. 21 | * VANDERBILT | 1/NR | 75-45 W |
| Feb. 23 | at DePaul | 1/NR | 63-61 W |

| SEC Tournament (Louisville, Ky.) | | | |
|----------------------------------|--------------------|------|---------|
| Feb. 28 | 3 vs. Georgia Tech | 1/NR | 80-59 W |
| Feb. 29 | 3 vs. Tulane | 1/NR | 85-61 W |
| Mar. 1 | 3 vs. Tennessee | 1/NR | 81-66 W |
| Mar. 1 | 3 vs. LSU | 1/NR | 44-43 W |

| NCAA Eastern Regional (Raleigh, N.C.) | | | |
|---------------------------------------|------------------|------|---------|
| Mar. 21 | 5 vs. Penn State | 1/NR | 82-54 W |
| Mar. 22 | 5 vs. St. John's | 1/10 | 57-64 L |

2635-1774

- 1 Sugar Bowl Classic (Municipal Auditorium | New Orleans)
- 2 Owensboro Sportscenter (Owensboro, Ky.)
- 3 Jefferson County Armory (Louisville, Ky.)
- 4 Chicago Stadium (Chicago)
- 5 Reynolds Coliseum (Raleigh, N.C.)

| LEADING SCORERS | | |
|------------------------------|--|------|
| Cliff Hagan (6-4 Jr. C) | | 21.6 |
| Frank Ramsey (6-3 Jr. G) | | 15.9 |
| Bobby Watson (5-10 Sr. G) | | 13.1 |
| Lou Tsioropoulos (6-5 Jr. F) | | 7.9 |
| Lucian Whitaker (6-0 Sr. F) | | 7.8 |

1952-53 — NO SCHEDULE

Under suspension by NCAA | Intra-Squad Scrimmage Results
 Coach: Adolph Rupp | Co-Captains: Cliff Hagan and Frank Ramsey

| | | | | |
|---------|----------|-----|----------|-----|
| Dec. 13 | Varsity | 76 | Freshman | 45 |
| Jan. 19 | Ramsey's | 71 | Hagan's | 50 |
| Feb. 4 | Hagan's | 68 | Ramsey's | 55 |
| Feb. 28 | Blues | 49 | Whites | 47 |
| | | 264 | | 197 |

1953-54 (25-0, 14-0 SEC)

SEC Champions | UKIT Champions | Ranked 1st AP, 2nd UPI | Declined NCAA Berth
 Coach: Adolph Rupp | Co-Captains: Cliff Hagan and Frank Ramsey

| | | | |
|---------|----------------|-------|----------|
| Dec. 5 | TEMPLE | 86-59 | W |
| Dec. 12 | at Xavier | 2/NR | 81-66 W |
| Dec. 14 | WAKE FOREST | 2/NR | 101-69 W |
| Dec. 18 | at Saint Louis | 2/NR | 71-59 W |
| Dec. 21 | 1 DUKE | 2/13 | 85-69 W |



| | | | | | |
|---------|----|-------------------|------|--------|---|
| Dec. 22 | 1 | LASALLE | 2/16 | 73-60 | W |
| Dec. 28 | | MINNESOTA | 2/8 | 74-59 | W |
| Jan. 4 | | XAVIER | 1/NR | 77-71 | W |
| Jan. 9 | * | GEORGIA TECH | 1/NR | 105-53 | W |
| Jan. 11 | | DePAUL | 1/NR | 81-63 | W |
| Jan. 16 | * | TULANE | 1/NR | 94-43 | W |
| Jan. 23 | * | at Tennessee | 1/NR | 97-71 | W |
| Jan. 30 | * | at Vanderbilt | 1/NR | 85-63 | W |
| Feb. 2 | 2* | vs. Georgia Tech | 1/NR | 99-48 | W |
| Feb. 4 | * | GEORGIA | 1/NR | 106-55 | W |
| Feb. 6 | 3* | vs. Georgia | 1/NR | 100-68 | W |
| Feb. 8 | * | at Florida | 1/NR | 97-55 | W |
| Feb. 13 | * | OLE MISS | 1/NR | 88-62 | W |
| Feb. 15 | * | MISSISSIPPI STATE | 1/NR | 81-49 | W |
| Feb. 18 | * | TENNESSEE | 2/NR | 90-63 | W |
| Feb. 20 | | at DePaul | 2/NR | 76-61 | W |
| Feb. 22 | * | VANDERBILT | 2/NR | 100-64 | W |
| Feb. 27 | 4* | vs. Auburn | 2/NR | 109-79 | W |
| Mar. 1 | * | at Alabama | 2/NR | 68-43 | W |
| Mar. 9 | 5 | vs. LSU | 1/8 | 63-56 | W |

2187-1508

- 1 UK Invitation Tournament (Lexington, Ky.)
- 2 Jefferson County Armory (Louisville, Ky.)
- 3 Owensboro Sportscenter (Owensboro, Ky.)
- 4 Garrett Coliseum (Montgomery, Ala.)
- 5 SEC Playoff (Memorial Gym | Nashville, Tenn.) Kentucky and LSU tied for league title due to a schedule disagreement. Kentucky won but declined NCAA bid.

LEADING SCORERS

| | |
|-----------------------------|------|
| Cliff Hagan (6-4 Sr. C) | 24.0 |
| Frank Ramsey (6-3 Sr. G) | 19.6 |
| Lou Tsiropoulos (6-5 Sr. F) | 14.5 |
| Billy Evans (6-1 Jr. G) | 8.4 |
| Gayle Rose (6-0 Jr. G) | 6.7 |

1954-55 (23-3, 12-2 SEC)**SEC Champions | UKIT Champions | Ranked 2nd AP, 2nd UPI**

Coach: Adolph Rupp | Captain: Bill Evans

| | | | | | |
|---------|----|----------------------|------|--------|---|
| Dec. 4 | | LSU | | 74-58 | W |
| Dec. 11 | | at Xavier | 2/NR | 73-69 | W |
| Dec. 18 | | TEMPLE | 2/NR | 79-61 | W |
| Dec. 21 | 1 | UTAH | 1/2 | 70-65 | W |
| Dec. 22 | 1 | LASALLE | 1/4 | 63-54 | W |
| Dec. 30 | | SAINT LOUIS | 1/NR | 82-65 | W |
| Jan. 1 | | at Temple | 1/NR | 101-69 | W |
| Jan. 8 | * | GEORGIA TECH | 1/NR | 58-59 | L |
| Jan. 10 | | DePAUL | 1/NR | 92-59 | W |
| Jan. 15 | * | at Tulane | 1/NR | 58-44 | W |
| Jan. 17 | * | at LSU | 1/NR | 64-62 | W |
| Jan. 22 | * | at Tennessee | 1/NR | 84-66 | W |
| Jan. 29 | * | at Vanderbilt | 1/18 | 75-71 | W |
| Jan. 31 | * | at Georgia Tech | 1/NR | 59-65 | L |
| Feb. 3 | * | FLORIDA | 1/NR | 87-63 | W |
| Feb. 5 | 2* | vs. Ole Miss | 1/NR | 84-66 | W |
| Feb. 7 | * | at Mississippi State | 1/NR | 61-56 | W |
| Feb. 9 | * | GEORGIA | 2/NR | 86-40 | W |
| Feb. 14 | | XAVIER | 2/NR | 66-55 | W |
| Feb. 19 | | at DePaul | 2/NR | 76-72 | W |
| Feb. 21 | * | VANDERBILT | 2/20 | 77-59 | W |
| Feb. 26 | * | AUBURN | 2/NR | 93-59 | W |
| Feb. 28 | * | ALABAMA | 2/12 | 66-52 | W |
| Mar. 5 | * | TENNESSEE | 2/NR | 104-61 | W |

NCAA Eastern Regional (Evanston, Ill.)

| | | | | | |
|---------|---|----------------|------|-------|---|
| Mar. 11 | 3 | vs. Marquette | 2/8 | 71-79 | L |
| Mar. 12 | 3 | vs. Penn State | 2/NR | 84-59 | W |
| | | (consolation) | | | |

1987-1588

- 1 UK Invitation Tournament (Lexington, Ky.)
- 2 Ellis Auditorium (Memphis, Tenn.)
- 3 McGaw Memorial Hall (Evanston, Ill.)

LEADING SCORERS

| | |
|-------------------------|------|
| Bob Burrow (6-7 Jr. C) | 19.0 |
| Billy Evans (6-1 Jr. F) | 13.9 |

| | |
|-----------------------------|------|
| Phil Grawemeyer (6-7 Jr. F) | 13.0 |
| Jerry Bird (6-6 Jr. F) | 10.7 |
| Gayle Rose (6-0 Sr. G) | 7.4 |

1955-56 (20-6, 12-2 SEC)**UKIT Runner-Up | Ranked 9th AP, 12th UPI**

Coach: Adolph Rupp | Captain: Phil Grawemeyer

| | | | | | |
|---------|----|-------------------|-------|--------|---|
| Dec. 3 | | at LSU | | 62-52 | W |
| Dec. 10 | | TEMPLE | 2/NR | 61-73 | L |
| Dec. 12 | | DePAUL | 2/NR | 71-69 | W |
| Dec. 15 | | at Maryland | 12/NR | 62-61 | W |
| Dec. 17 | | IDAHO | 12/NR | 91-49 | W |
| Dec. 20 | 1 | MINNESOTA | 9/NR | 72-65 | W |
| Dec. 21 | 1 | DAYTON | 9/4 | 74-89 | L |
| Dec. 28 | | at Saint Louis | 13/NR | 101-80 | W |
| Jan. 7 | * | GEORGIA TECH | 6/NR | 104-51 | W |
| Jan. 12 | * | TULANE | 5/NR | 85-63 | W |
| Jan. 14 | * | LSU | 5/NR | 107-65 | W |
| Jan. 21 | * | at Tennessee | 4/NR | 95-68 | W |
| Jan. 28 | * | at Vanderbilt | 3/7 | 73-81 | L |
| Jan. 30 | * | at Georgia Tech | 3/NR | 84-62 | W |
| Feb. 1 | | DUKE | 8/10 | 81-76 | W |
| Feb. 4 | 2* | vs. Auburn | 8/NR | 82-81 | W |
| Feb. 6 | * | at Florida | 8/NR | 81-70 | W |
| Feb. 11 | * | OLE MISS | 7/NR | 88-49 | W |
| Feb. 13 | * | MISSISSIPPI STATE | 7/NR | 86-65 | W |
| Feb. 18 | | at DePaul | 7/NR | 79-81 | L |
| Feb. 20 | * | VANDERBILT | 7/6 | 76-55 | W |
| Feb. 25 | 2* | vs. Alabama | 8/7 | 77-101 | L |
| Feb. 27 | 3* | vs. Georgia | 8/NR | 143-66 | W |
| Mar. 3 | * | TENNESSEE | 12/NR | 101-77 | W |

NCAA Eastern Regional (Iowa City, Iowa)

| | | | | | |
|---------|---|-----------|------|-------|---|
| Mar. 16 | 3 | vs. Wayne | 9/NR | 84-64 | W |
| Mar. 17 | 3 | at Iowa | 9/4 | 77-89 | L |

2197-1802

- 1 UK Invitation Tournament (Lexington, Ky.)
- 2 Garrett Coliseum (Montgomery, Ala.)
- 3 Jefferson County Armory (Louisville, Ky.)
- 3 Iowa Fieldhouse (Iowa City, Iowa)

LEADING SCORERS

| | |
|-----------------------------|------|
| Bob Burrow (6-7 Sr. C) | 21.1 |
| Jerry Bird (6-6 Sr. F) | 16.2 |
| Vernon Hatton (6-3 So. G) | 13.3 |
| Gerry Calvert (5-11 Jr. G) | 11.2 |
| Phil Grawemeyer (6-7 Sr. F) | 8.4 |

1956-57 (23-5, 12-2 SEC)**SEC Champions | UKIT Champions | Sugar Bowl Champions |****Ranked 3rd AP, 3rd UPI**

Coach: Adolph Rupp

Honorary Co-Captains: Ed Beck and Gerry Calvert

| | | | | | |
|---------|----|----------------------|------|--------|---|
| Dec. 1 | | WASHINGTON & LEE | | 94-66 | W |
| Dec. 3 | | MIAMI, FLA. | | 114-75 | W |
| Dec. 8 | | at Temple | | 73-58 | W |
| Dec. 10 | | SAINT LOUIS | | 70-71 | L |
| Dec. 15 | | MARYLAND | 3/NR | 76-55 | W |
| Dec. 18 | | at Duke | 7/13 | 84-85 | L |
| Dec. 21 | 1 | SMU | 7/4 | 73-67 | W |
| Dec. 22 | 1 | ILLINOIS | 7/5 | 91-70 | W |
| Dec. 28 | 2 | vs. Virginia Tech | 3/NR | 56-55 | W |
| Dec. 29 | 2 | vs. Houston | 3/NR | 111-76 | W |
| Jan. 5 | * | GEORGIA TECH | 3/NR | 95-72 | W |
| Jan. 7 | * | LOYOLA, CHICAGO | 3/NR | 81-62 | W |
| Jan. 12 | * | at LSU | 3/NR | 51-46 | W |
| Jan. 14 | * | at Tulane | 3/NR | 60-68 | L |
| Jan. 19 | * | at Tennessee | 4/NR | 97-72 | W |
| Jan. 26 | * | at Vanderbilt | 5/13 | 91-83 | W |
| Jan. 28 | * | at Georgia Tech | 5/NR | 76-65 | W |
| Jan. 30 | * | GEORGIA | 4/NR | 84-53 | W |
| Feb. 2 | * | FLORIDA | 4/NR | 88-61 | W |
| Feb. 8 | 3* | vs. Ole Miss | 3/NR | 75-69 | W |
| Feb. 11 | * | at Mississippi State | 3/NR | 81-89 | L |
| Feb. 15 | | at Loyola, Chicago | 3/NR | 115-65 | W |



| | | | | | |
|---------|---|------------|------|--------|---|
| Feb. 18 | * | VANDERBILT | 3/18 | 80-78 | W |
| Feb. 23 | * | ALABAMA | 3/NR | 79-60 | W |
| Feb. 25 | * | AUBURN | 3/NR | 103-85 | W |
| Mar. 2 | * | TENNESSEE | 3/NR | 93-75 | W |

| NCAA Midwest Regional (Lexington, Ky.) | | | | | |
|--|--|----------------|------|-------|---|
| Mar. 15 | | PITTSBURGH | 3/NR | 98-92 | W |
| Mar. 16 | | MICHIGAN STATE | 3/11 | 68-80 | L |

2357-1953

- 1 UK Invitation Tournament (Lexington, Ky.)
- 2 Sugar Bowl Classic (Loyola Fieldhouse | New Orleans)
- 3 Ellis Auditorium (Memphis, Tenn.)

LEADING SCORERS

| | |
|----------------------------|------|
| Johnny Cox (6-4 So. F) | 19.4 |
| Gerry Calvert (5-11 Sr. G) | 15.2 |
| Vernon Hatton (6-3 Jr. G) | 14.8 |
| John Crigler (6-3 Jr. F) | 10.3 |
| Ed Beck (6-7 Jr. C) | 9.5 |

1957-58 (23-6, 12-2 SEC)**National Champions | SEC Champions | Ranked 9th AP, 14th UPI**

Coach: Adolph Rupp | Honorary Captain: Ed Beck

| | | | | | |
|---------|----|--------------------|-------|-------|-------|
| Dec. 2 | | DUKE | | 78-74 | W |
| Dec. 4 | | at Ohio State | | 61-54 | W |
| Dec. 7 | | TEMPLE | | 85-83 | W 3ot |
| Dec. 9 | | at Maryland | | 62-71 | L |
| Dec. 14 | | at Saint Louis | 3/9 | 73-60 | W |
| Dec. 16 | | at SMU | 3/NR | 64-65 | L |
| Dec. 20 | 1 | WEST VIRGINIA | 5/8 | 70-77 | L |
| Dec. 21 | 1 | MINNESOTA | 5/10 | 78-58 | W |
| Dec. 23 | | UTAH STATE | 5/NR | 92-64 | W |
| Dec. 30 | | LOYOLA, CHICAGO | 9/NR | 75-42 | W |
| Jan. 4 | * | GEORGIA TECH | 10/NR | 76-60 | W |
| Jan. 6 | * | at Vanderbilt | 10/NR | 86-81 | W |
| Jan. 11 | * | LSU | 9/NR | 97-52 | W |
| Jan. 13 | * | TULANE | 9/NR | 86-50 | W |
| Jan. 18 | * | TENNESSEE | 9/13 | 77-68 | W |
| Jan. 27 | * | at Georgia Tech | 9/NR | 52-71 | L |
| Jan. 29 | 2* | vs. Georgia | 8/NR | 74-55 | W |
| Jan. 31 | * | at Florida | 8/NR | 78-56 | W |
| Feb. 8 | * | OLE MISS | 12/NR | 96-65 | W |
| Feb. 10 | * | MISSISSIPPI STATE | 12/17 | 72-62 | W |
| Feb. 15 | | at Loyola, Chicago | 12/NR | 56-57 | L |
| Feb. 17 | * | VANDERBILT | 12/NR | 65-61 | W |
| Feb. 22 | 3* | vs. Alabama | 13/NR | 45-43 | W OT |
| Feb. 24 | 4* | vs. Auburn | 13/NR | 63-64 | L |
| Mar. 1 | * | at Tennessee | 12/NR | 77-66 | W |

| NCAA Midwest Regional (Lexington, Ky.) | | | | | |
|--|--|--------------|------|-------|---|
| Mar. 14 | | MIAMI (OHIO) | 9/NR | 94-70 | W |
| Mar. 15 | | NOTRE DAME | 9/8 | 89-56 | W |

NCAA Final Four (Louisville, Ky.)

| | | | | | |
|---------|---|-------------|------|-------|---|
| Mar. 21 | 5 | vs. Temple | 9/5 | 61-60 | W |
| Mar. 22 | 5 | vs. Seattle | 9/18 | 84-72 | W |

2166-1817

- 1 UK Invitation Tournament (Lexington, Ky.)
- 2 Alexander Memorial Coliseum (Atlanta)
- 3 Garrett Coliseum (Montgomery, Ala.)
- 4 Birmingham City Auditorium (Birmingham, Ala.)
- 5 Freedom Hall (Birmingham, Ala.)

LEADING SCORERS

| | |
|---------------------------|------|
| Vernon Hatton (6-3 Sr. G) | 17.1 |
| Johnny Cox (6-4 Jr. F) | 14.9 |
| John Crigler (6-3 Sr. F) | 13.6 |
| Adrian Smith (6-0 Sr. G) | 12.4 |
| Ed Beck (6-7 Sr. C) | 5.6 |

1958-59 (24-3, 12-2 SEC)**UKIT Champions | Ranked 2nd in Polls**

Coach: Adolph Rupp | Honorary Captain: Johnny Cox

| | | | | | |
|---------|--|---------------|------|-------|---|
| Dec. 1 | | FLORIDA STATE | | 91-68 | W |
| Dec. 6 | | at Temple | | 76-71 | W |
| Dec. 8 | | at Duke | | 78-64 | W |
| Dec. 11 | | SMU | 2/18 | 72-60 | W |
| Dec. 13 | | SAINT LOUIS | 2/9 | 76-57 | W |

| | | | | | |
|---------|----|----------------------|------|--------|------|
| Dec. 15 | | MARYLAND | 2/NR | 58-56 | W OT |
| Dec. 19 | 1 | OHIO STATE | 2/NR | 95-76 | W |
| Dec. 20 | 1 | WEST VIRGINIA | 2/7 | 97-91 | W |
| Dec. 29 | | NAVY | 1/NR | 82-69 | W |
| Dec. 30 | 2 | vs. Illinois | 1/NR | 76-75 | W |
| Jan. 3 | * | GEORGIA TECH | 1/NR | 72-62 | W |
| Jan. 6 | * | at Vanderbilt | 1/NR | 66-75 | L |
| Jan. 10 | * | at LSU | 1/NR | 76-61 | W |
| Jan. 12 | * | at Tulane | 1/NR | 85-68 | W |
| Jan. 17 | * | TENNESSEE | 2/NR | 79-58 | W |
| Jan. 26 | * | at Georgia Tech | 1/NR | 94-70 | W |
| Jan. 29 | * | GEORGIA | 1/NR | 108-55 | W |
| Jan. 31 | * | FLORIDA | 1/NR | 94-51 | W |
| Feb. 7 | 3* | vs. Ole Miss | 1/NR | 97-72 | W |
| Feb. 9 | * | at Mississippi State | 1/11 | 58-66 | L |
| Feb. 14 | 4 | vs. Notre Dame | 1/NR | 71-52 | W |
| Feb. 18 | * | VANDERBILT | 3/NR | 83-71 | W |
| Feb. 21 | * | AUBURN | 3/2 | 75-56 | W |
| Feb. 23 | * | ALABAMA | 3/NR | 39-32 | W |
| Feb. 28 | * | at Tennessee | 1/NR | 69-56 | W |

| NCAA Midwest Regional (Evanston, Ill.) | | | | | |
|--|---|-----------------------------|------|-------|---|
| Mar. 13 | 5 | vs. Louisville | 2/NR | 61-76 | L |
| Mar. 14 | 5 | vs. Marquette (consolation) | 2/20 | 98-69 | W |

2126-1737

- 1 UK Invitation Tournament (Lexington, Ky.)
- 2 Freedom Hall (Louisville, Ky.)
- 3 Municipal Auditorium (Jackson, Miss.)
- 4 Chicago Stadium (Chicago)
- 5 McGaw Memorial Hall (Evanston, Ill.)

LEADING SCORERS

| | |
|-------------------------------|------|
| Johnny Cox (6-4 Sr. F) | 17.9 |
| Billy Ray Lickert (6-3 So. G) | 13.5 |
| Bennie Coffman (6-0 Jr. G) | 10.7 |
| Don Mills (6-6 Jr. C) | 10.5 |
| Sid Cohen (6-1 Jr. G) | 8.1 |
| Dickie Parsons (5-10 So. G) | 8.0 |

1959-60 (18-7, 10-4 SEC)**UKIT Runner Up**

Coach: Adolph Rupp | Co-Captains: Bill Lickert and Don Mills

| | | | | | |
|---------|----|-------------------|-------|--------|------|
| Dec. 1 | | NORTHERN COLORADO | | 106-73 | W |
| Dec. 4 | | UCLA | | 68-66 | W |
| Dec. 5 | | at Southern Cal | | 73-87 | L |
| Dec. 12 | | at Saint Louis | | 61-73 | L |
| Dec. 14 | | at Kansas | | 77-72 | W OT |
| Dec. 18 | 1 | NORTH CAROLINA | | 76-70 | W |
| Dec. 19 | 1 | WEST VIRGINIA | | 70-79 | L |
| Dec. 22 | 2 | vs. Temple | 13/NR | 97-92 | W |
| Dec. 28 | | OHIO STATE | 13/3 | 96-93 | W |
| Jan. 2 | * | GEORGIA TECH | 13/10 | 54-62 | L |
| Jan. 5 | * | at Vanderbilt | NR/NR | 76-59 | W |
| Jan. 9 | * | LSU | NR/NR | 77-45 | W |
| Jan. 11 | * | TULANE | NR/NR | 68-42 | W |
| Jan. 16 | * | at Tennessee | 17/NR | 78-68 | W |
| Jan. 25 | * | at Georgia Tech | 16/6 | 44-65 | L |
| Jan. 27 | 3* | vs. Georgia | 15/NR | 84-60 | W |
| Jan. 29 | * | at Florida | 15/NR | 75-62 | W |
| Feb. 6 | * | OLE MISS | NR/NR | 61-43 | W |
| Feb. 8 | * | MISSISSIPPI STATE | NR/NR | 90-59 | W |
| Feb. 13 | | NOTRE DAME | NR/NR | 68-65 | W |
| Feb. 16 | * | VANDERBILT | NR/NR | 68-60 | W |
| Feb. 20 | * | at Auburn | NR/17 | 60-61 | L |
| Feb. 22 | 4* | vs. Alabama | NR/NR | 75-55 | W |
| Feb. 27 | * | TENNESSEE | NR/NR | 63-65 | L |
| Mar. 5 | | PITTSBURGH | NR/NR | 73-66 | W |

1838-1642

- 1 UK Invitation Tournament (Lexington, Ky.)
- 2 Freedom Hall (Louisville, Ky.)
- 3 Municipal Coliseum (Columbus, Ga.)
- 4 Garrett Coliseum (Montgomery, Ala.)

LEADING SCORERS

| | |
|---------------------------------|------|
| Billy Ray Lickert (6-3 Jr. F-G) | 14.4 |
|---------------------------------|------|



| | |
|----------------------------|------|
| Don Mills (6-6 Sr. C-F) | 12.7 |
| Sid Cohen (6-1 Sr. G) | 10.7 |
| Bennie Coffman (6-0 Sr. G) | 10.2 |
| Ned Jennings (6-9 Jr. C) | 8.8 |

1960-61 (19-9, 10-4 SEC)**UKIT Runner-Up | Ranked 18th UPI**

Coach: Adolph Rupp | Captain: Dick Parsons

| | | | |
|---------|------------------------|-------------|------|
| Dec. 1 | VMI | 72-56 | W |
| Dec. 3 | FLORIDA STATE | 58-63 | L |
| Dec. 7 | 1 vs. Notre Dame | 68-62 | W |
| Dec. 13 | 2 vs. North Carolina | 20/5 70-65 | W |
| Dec. 17 | at Temple | 20/NR 58-66 | L |
| Dec. 21 | 3 ILLINOIS | NR/NR 83-78 | W |
| Dec. 22 | 3 SAINT LOUIS | NR/16 72-74 | L OT |
| Dec. 31 | MISSOURI | 19/NR 81-69 | W |
| Jan. 2 | MIAMI (OHIO) | 19/NR 70-58 | W |
| Jan. 7 | * GEORGIA TECH | NR/NR 89-79 | W |
| Jan. 9 | * at Vanderbilt | NR/NR 62-64 | L |
| Jan. 13 | * at LSU | NR/NR 59-73 | L |
| Jan. 14 | * at Tulane | NR/NR 70-72 | L |
| Jan. 21 | * TENNESSEE | NR/NR 83-54 | W |
| Jan. 30 | * at Georgia Tech | NR/NR 60-62 | L |
| Feb. 4 | * FLORIDA | NR/NR 89-68 | W |
| Feb. 7 | * GEORGIA | NR/NR 74-67 | W |
| Feb. 11 | 4* vs. Ole Miss | NR/NR 74-60 | W |
| Feb. 13 | * at Mississippi State | NR/NR 68-62 | W |
| Feb. 17 | UCLA | NR/NR 77-76 | W |
| Feb. 21 | * VANDERBILT | NR/NR 60-59 | W |
| Feb. 25 | * ALABAMA | NR/NR 80-53 | W |
| Feb. 27 | * AUBURN | NR/NR 77-51 | W |
| Mar. 4 | * at Tennessee | NR/NR 68-61 | W |
| Mar. 9 | 5 vs. Vanderbilt | NR/NR 88-67 | W |
| Mar. 11 | 6 vs. Marquette | NR/NR 72-88 | L |

NCAA Midwest Regional (Louisville, Ky.)

| | | | |
|---------|------------------|-------------|---|
| Mar. 17 | 1 Morehead State | NR/NR 71-64 | W |
| Mar. 18 | 1 Ohio State | NR/1 74-87 | L |

2027-1858

- Freedom Hall (Louisville, Ky.)
- Greensboro Coliseum (Greensboro, N.C.)
- UK Invitation Tournament (Lexington, Ky.)
- Municipal Auditorium (Jackson, Miss.)
- SEC Playoff (Knoxville, Tenn.) To determine SEC representative in NCAA Tournament after champion Mississippi State declined bid.
- Chicago Stadium (Chicago)

LEADING SCORERS

| | |
|---------------------------------|------|
| Billy Ray Lickert (6-3 Sr. F-G) | 16.0 |
| Roger Newman (6-4 Sr. F-G) | 14.1 |
| Larry Pursiful (6-1 Jr. G) | 13.4 |
| Ned Jennings (6-9 Sr. C) | 11.5 |
| Carroll Burchett (6-4 Jr. F-C) | 5.1 |

1961-62 (23-3, 13-1 SEC)**SEC Co-Champions | UKIT Champions | Ranked 3rd AP, 3rd UPI**

Coach: Adolph Rupp | Captain: Larry Pursiful

| | | | |
|---------|-------------------|-------------|---|
| Dec. 2 | MIAMI (OHIO) | NR/NR 93-61 | W |
| Dec. 4 | SOUTHERN CAL | NR/4 77-79 | L |
| Dec. 11 | SAINT LOUIS | NR/NR 86-77 | W |
| Dec. 16 | BAYLOR | NR/NR 94-60 | W |
| Dec. 18 | TEMPLE | NR/NR 78-55 | W |
| Dec. 22 | 1 TENNESSEE | NR/NR 96-69 | W |
| Dec. 23 | 1 KANSAS STATE | NR/4 80-67 | W |
| Dec. 27 | YALE | 6/NR 79-58 | W |
| Dec. 30 | 2 vs. Notre Dame | 6/NR 100-53 | W |
| Jan. 2 | VIRGINIA | 3/NR 93-73 | W |
| Jan. 6 | * GEORGIA TECH | 3/NR 89-70 | W |
| Jan. 8 | * at Vanderbilt | 3/NR 77-68 | W |
| Jan. 12 | * LSU | 3/NR 84-63 | W |
| Jan. 15 | * at Tennessee | 3/NR 95-82 | W |
| Jan. 29 | * at Georgia Tech | 2/NR 71-62 | W |
| Jan. 31 | 3* vs. Georgia | 2/NR 86-59 | W |
| Feb. 2 | * at Florida | 2/NR 81-69 | W |
| Feb. 10 | * OLE MISS | 2/NR 83-60 | W |

| | | | |
|---------|---------------------|------------|---|
| Feb. 12 | * MISSISSIPPI STATE | 2/9 44-49 | L |
| Feb. 19 | * VANDERBILT | 2/NR 87-80 | W |
| Feb. 24 | * at Alabama | 3/NR 73-65 | W |
| Feb. 26 | * at Auburn | 3/NR 63-60 | W |
| Mar. 5 | * TULANE | 4/NR 97-72 | W |
| Mar. 10 | * TENNESSEE | 4/NR 90-59 | W |

NCAA Midwest Regional (Iowa City, Iowa)

| | | | |
|---------|------------------|------------|---|
| Mar. 16 | 4 vs. Butler | 3/NR 81-60 | W |
| Mar. 17 | 4 vs. Ohio State | 3/1 64-74 | L |

2141-1704

- UK Invitation Tournament (Lexington, Ky.)
- Freedom Hall (Louisville, Ky.)
- Alexander Memorial Coliseum (Atlanta)
- Iowa Fieldhouse (Iowa City, Iowa)

LEADING SCORERS

| | |
|--------------------------------|------|
| Cotton Nash (6-5 So. C-F) | 23.4 |
| Larry Pursiful (6-1 Sr. G) | 19.1 |
| Carroll Burchett (6-4 Sr. C-F) | 11.2 |
| Scotty Baesler (6-0 Jr. G) | 10.9 |
| Roy Roberts (6-4 Jr. F) | 7.0 |

1962-63 (16-9, 8-6 SEC)**UKIT Champions**

Coach: Adolph Rupp | Captain: Scotty Baesler

| | | | |
|---------|------------------------|-------------|------|
| Dec. 1 | VIRGINIA TECH | 3/NR 77-80 | L |
| Dec. 8 | at Temple | 9/NR 56-52 | W |
| Dec. 12 | FLORIDA STATE | NR/NR 83-54 | W |
| Dec. 15 | NORTHWESTERN | NR/NR 71-60 | W |
| Dec. 17 | NORTH CAROLINA | NR/NR 66-68 | L |
| Dec. 21 | 1 IOWA | 9/NR 94-69 | W |
| Dec. 22 | 1 WEST VIRGINIA | 9/7 79-75 | W |
| Dec. 27 | DARTMOUTH | 5/NR 95-49 | W |
| Dec. 29 | 2 vs. Notre Dame | 5/NR 78-70 | W |
| Dec. 31 | at Saint Louis | 5/NR 63-87 | L |
| Jan. 5 | * GEORGIA TECH | 6/NR 85-86 | L OT |
| Jan. 7 | * at Vanderbilt | 6/NR 106-82 | W |
| Jan. 11 | * at LSU | NR/NR 63-56 | W |
| Jan. 12 | * at Tulane | NR/NR 81-72 | W |
| Jan. 19 | * TENNESSEE | NR/NR 69-78 | L OT |
| Jan. 26 | XAVIER | NR/NR 90-76 | W |
| Jan. 28 | * at Georgia Tech | NR/7 62-66 | L |
| Jan. 31 | * GEORGIA | NR/NR 74-67 | W |
| Feb. 2 | * FLORIDA | NR/NR 94-71 | W |
| Feb. 9 | 3* vs. Ole Miss | NR/NR 75-69 | W |
| Feb. 11 | * at Mississippi State | NR/8 52-56 | L |
| Feb. 18 | * VANDERBILT | NR/NR 67-69 | L |
| Feb. 23 | * AUBURN | NR/9 78-59 | W |
| Feb. 25 | * ALABAMA | NR/NR 80-63 | W |
| Mar. 2 | * at Tennessee | NR/NR 55-63 | L |

1893-1697

- UK Invitation Tournament (Lexington, Ky.)
- Freedom Hall (Louisville, Ky.)
- Municipal Auditorium (Jackson, Miss.)

LEADING SCORERS

| | |
|------------------------------|------|
| Cotton Nash (6-5 Jr. F-C) | 20.6 |
| *Charles Ishmael (6-5 Jr. G) | 11.1 |
| Ted Deeken (6-3 Jr. F) | 9.8 |
| Scotty Baesler (6-0 Sr G) | 9.7 |
| Roy Roberts (6-4 Sr. F) | 9.0 |
| *Ineligible second semester | |

1963-64 (21-6, 11-3 SEC)**SEC Champions | UKIT Champions | Sugar Bowl Champions | Ranked 4th AP, 3rd UPI**

Coach: Adolph Rupp | Co-Captains: Cotton Nash and Ted Deeken

| | | | |
|---------|------------------------|-------------|---|
| Nov. 30 | VIRGINIA | 9/NR 75-64 | W |
| Dec. 2 | TEXAS TECH | 9/NR 107-91 | W |
| Dec. 7 | at Northwestern | 9/NR 95-63 | W |
| Dec. 9 | NORTH CAROLINA | 9/NR 100-80 | W |
| Dec. 14 | BAYLOR | 5/NR 101-65 | W |
| Dec. 20 | 1 WISCONSIN | 2/NR 108-85 | W |
| Dec. 21 | 1 WAKE FOREST (finals) | 2/NR 98-75 | W |
| Dec. 28 | 2 vs. Notre Dame | 2/NR 101-81 | W |



| | | | | | |
|---------|----|-------------------|------|--------|---|
| Dec. 30 | 3 | at Loyola, La. | 2/NR | 86-64 | W |
| Dec. 31 | 3 | vs. Duke | 1/9 | 81-79 | W |
| Jan. 4 | * | at Georgia Tech | 1/NR | 67-76 | L |
| Jan. 6 | * | at Vanderbilt | 1/6 | 83-85 | L |
| Jan. 10 | * | LSU | 2/NR | 103-84 | W |
| Jan. 11 | * | TULANE | 2/NR | 105-63 | W |
| Jan. 18 | * | TENNESSEE | 4/NR | 66-57 | W |
| Jan. 25 | * | GEORGIA TECH | 5/NR | 79-62 | W |
| Feb. 1 | * | at Florida | 4/NR | 77-72 | W |
| Feb. 3 | * | at Georgia | 4/NR | 103-83 | W |
| Feb. 8 | * | OLE MISS | 3/NR | 102-59 | W |
| Feb. 10 | * | MISSISSIPPI STATE | 3/NR | 65-59 | W |
| Feb. 17 | * | VANDERBILT | 3/7 | 104-73 | W |
| Feb. 23 | 4* | vs. Auburn | 3/NR | 99-79 | W |
| Feb. 24 | * | at Alabama | 3/NR | 59-65 | L |
| Feb. 29 | * | at Tennessee | 2/NR | 42-38 | W |
| Mar. 2 | * | SAINT LOUIS | 2/NR | 60-67 | L |

NCAA Mideast Regional (Minneapolis)

| | | | | | |
|---------|---|--------------------------------|------|--------|---|
| Mar. 13 | 5 | vs. Ohio University | 4/NR | 69-85 | L |
| Mar. 14 | 5 | vs. Loyola, Chi. (consolation) | 4/8 | 91-100 | L |

2326-1954

- 1 UK Invitation Tournament (Lexington, Ky.)
- 2 Freedom Hall (Louisville, Ky.)
- 3 Sugar Bowl Classic (New Orleans)
- 4 Garrett Coliseum (Montgomery, Ala.)
- 5 Williams Arena (Minneapolis)

LEADING SCORERS

| | |
|----------------------------|------|
| Cotton Nash (6-5 Sr. C-F) | 24.0 |
| Ted Deeken (6-3 Sr. F) | 18.5 |
| Larry Conley (6-3 So. F-C) | 12.2 |
| Terry Mobley (6-2 Jr. G) | 9.4 |
| Randy Embry (5-11 Jr. G) | 7.2 |

1964-65 (15-10, 10-6 SEC)

UKIT Runner Up

Coach: Adolph Rupp | Captain: Randy Embry

| | | | | |
|---------|----------------------|-------|--------|------|
| Dec. 4 | IOWA | 11/NR | 85-77 | W |
| Dec. 7 | 1 vs. North Carolina | 11/13 | 67-82 | L |
| Dec. 9 | IOWA STATE | 9/NR | 100-74 | W |
| Dec. 12 | SYRACUSE | 9/NR | 110-77 | W |
| Dec. 18 | 2 WEST VIRGINIA | 8/NR | 102-78 | W |
| Dec. 19 | 2 ILLINOIS | 2/7 | 86-91 | L |
| Dec. 22 | at Saint Louis | NR/9 | 75-80 | L OT |
| Dec. 29 | 3 vs. Notre Dame | NR/NR | 97-111 | L |
| Jan. 2 | DARTMOUTH | NR/NR | 107-67 | W |
| Jan. 5 | * VANDERBILT | NR/NR | 79-97 | L |
| Jan. 9 | * at LSU | NR/NR | 79-66 | W |
| Jan. 11 | * at Tulane | NR/NR | 102-72 | W |
| Jan. 16 | * at Tennessee | NR/NR | 58-77 | L |
| Jan. 18 | * AUBURN | NR/NR | 73-67 | W |
| Jan. 23 | * at Florida | NR/NR | 68-84 | L |
| Jan. 25 | * at Georgia | NR/NR | 102-82 | W |
| Jan. 30 | * FLORIDA | NR/NR | 78-61 | W |
| Feb. 1 | * GEORGIA | NR/NR | 96-64 | W |
| Feb. 6 | * OLE MISS | NR/NR | 102-65 | W |
| Feb. 8 | * MISSISSIPPI STATE | NR/NR | 74-56 | W |
| Feb. 16 | * at Vanderbilt | NR/NR | 90-91 | L |
| Feb. 20 | * at Auburn | NR/NR | 69-88 | L |
| Feb. 22 | * at Alabama | NR/NR | 71-75 | L |
| Feb. 27 | * TENNESSEE | NR/NR | 61-60 | W |
| Mar. 1 | * ALABAMA | NR/NR | 78-72 | W |

2109-1914

- 1 Charlotte Coliseum (Charlotte, N.C.)
- 2 UK Invitation Tournament (Lexington, Ky.)
- 3 Freedom Hall (Louisville, Ky.)

LEADING SCORERS

| | |
|---------------------------|------|
| Louie Dampier (6-0 So. G) | 17.0 |
| Pat Riley (6-4 So. F) | 15.0 |
| Tommy Kron (6-5 Jr. G-F) | 12.3 |
| John Adams (6-7 Sr. C) | 11.8 |
| Larry Conley (6-3 Jr. F) | 11.6 |

1965-66 (27-2, 15-1 SEC)

National Runner-Up | SEC Champions | UKIT Champions |

Ranked 1st in Pops

Coach: Adolph Rupp | Honorary Captain:

| | | | | |
|---------|------------------------|-------|--------|-----|
| Dec. 1 | HARDIN-SIMMONS | NR/NR | 83-55 | W |
| Dec. 4 | at Virginia | NR/NR | 99-73 | W |
| Dec. 8 | at Illinois | NR/NR | 86-68 | W |
| Dec. 11 | NORTHWESTERN | NR/NR | 86-75 | W |
| Dec. 17 | 1 AIR FORCE | NR/NR | 78-58 | W |
| Dec. 18 | 1 INDIANA (finals) | NR/NR | 91-56 | W |
| Dec. 22 | at Texas Tech | 10/NR | 89-73 | W |
| Dec. 29 | 2 vs. Notre Dame | 5/NR | 103-69 | W |
| Jan. 3 | SAINT LOUIS | 5/NR | 80-70 | W |
| Jan. 8 | * at Florida | 2/NR | 78-64 | W |
| Jan. 10 | * at Georgia | 2/NR | 69-65 | 2ot |
| Jan. 15 | * VANDERBILT | 2/3 | 96-83 | W |
| Jan. 24 | * LSU | 2/NR | 111-85 | W |
| Jan. 29 | * AUBURN | 2/NR | 115-78 | W |
| Jan. 31 | * ALABAMA | 2/NR | 82-62 | W |
| Feb. 2 | * at Vanderbilt | 2/3 | 105-90 | W |
| Feb. 5 | * GEORGIA | 2/NR | 74-50 | W |
| Feb. 7 | * FLORIDA | 2/NR | 85-75 | W |
| Feb. 12 | * at Auburn | 1/NR | 77-64 | W |
| Feb. 14 | * at Alabama | 1/NR | 90-67 | W |
| Feb. 19 | * at Mississippi State | 1/NR | 73-69 | W |
| Feb. 21 | * at Ole Miss | 1/NR | 108-65 | W |
| Feb. 26 | * TENNESSEE | 1/NR | 78-64 | W |
| Mar. 5 | * at Tennessee | 1/NR | 62-69 | L |
| Mar. 7 | * TULANE | 1/NR | 103-74 | W |

NCAA Mideast Regional (Iowa City, Iowa)

| | | | | |
|---------|----------------|------|-------|---|
| Mar. 11 | 3 vs. Dayton# | 1/NR | 86-79 | W |
| Mar. 12 | 3 vs. Michigan | 1/9 | 84-77 | W |

NCAA Final Four (College Park, Md.)

| | | | | |
|---------|------------|-----|-------|---|
| Mar. 18 | 4 vs. Duke | 1/2 | 83-79 | W |
| Mar. 19 | 4 vs. UTEP | 1/3 | 65-72 | L |

2519-2028

- 1 UK Invitation Tournament (Lexington, Ky.)
- 2 Freedom Hall (Louisville, Ky.)
- 3 Iowa Fieldhouse (Iowa City, Iowa)
- 4 Cole Field House (College Park, Md.)

Rupp wins his 747th game to pass Phog Allen of Kansas

LEADING SCORERS

| | |
|---------------------------|------|
| Pat Riley (6-4 Jr. F) | 22.0 |
| Louie Dampier (6-0 Jr. G) | 21.1 |
| Thad Jaracz (6-5 So. C) | 13.2 |
| Larry Conley (6-3 Sr. F) | 11.5 |
| Tommy Kron (6-5 Sr. G) | 10.2 |

International Universities Tournament

(Tel Aviv, Israel) (Not counted in won-loss record)

| | | | |
|---------|----------------------|--------|---|
| Aug. 3 | Warsaw University | 67-58 | W |
| Aug. 4 | Cambridge University | 104-45 | W |
| Aug. 6 | Salonika University | 91-60 | W |
| Aug. 10 | Istanbul University | 82-36 | W |
| Aug. 11 | Warsaw University | 87-57 | W |

1966-67 (13-13, 8-10 SEC)

UKIT Champions

Coach: Adolph Rupp

| | | | | |
|---------|------------------|-------|---------|-------|
| Dec. 3 | VIRGINIA | 3/NR | 104-84 | W |
| Dec. 5 | ILLINOIS | 3/NR | 97-98 | L OT |
| Dec. 10 | at Northwestern | 3/NR | 118-116 | W |
| Dec. 13 | NORTH CAROLINA | 4/6 | 55-64 | L |
| Dec. 17 | * FLORIDA | 4/NR | 75-78 | L |
| Dec. 22 | 1 OREGON STATE | NR/NR | 96-66 | W |
| Dec. 23 | 1 KANSAS STATE | NR/NR | 83-79 | W |
| Dec. 28 | CORNELL | NR/NR | 77-92 | L |
| Dec. 31 | 2 vs. Notre Dame | NR/NR | 96-85 | W |
| Jan. 5 | * VANDERBILT | NR/NR | 89-91 | L OT |
| Jan. 14 | * at Florida | NR/10 | 72-89 | L |
| Jan. 16 | * at Georgia | NR/NR | 40-49 | L |
| Jan. 21 | * AUBURN | NR/NR | 60-58 | W |
| Jan. 23 | * TENNESSEE | NR/NR | 50-52 | L 2ot |



ALL-TIME RESULTS

Table with columns for date, opponent, score, and result. Includes games from Jan. 28 to Mar. 6, 2012.

2151-2012

1 UK Invitation Tournament (Lexington, Ky.)
2 Freedom Hall (Louisville, Ky.)
Rupp passes Western Kentucky's E.A. Diddle to become the all-time winningest coach with 760 victories.

LEADING SCORERS

Table of leading scorers: Louie Dampier (6-0 Sr. G) 20.6, Pat Riley (6-4 Sr. F) 17.4, Thad Jaracz (6-5 Jr. C-F) 11.3, Cliff Berger (6-8 Jr. C) 11.3, Phil Argento (6-0 So. G) 5.2.

1967-68 (22-5, 15-3 SEC)

SEC Champions | UKIT Champions | Ranked 4th in Polls

Coach: Adolph Rupp | Captain: Thad Jaracz

Table of 1967-68 season results, including games against Michigan, Florida, Xavier, Pennsylvania, North Carolina, Dayton, South Carolina, Notre Dame, Vanderbilt, Alabama, Georgia, Auburn, Tennessee, LSU, Ole Miss, and Tennessee State.

NCAA Midwest Regional (Lexington, Ky.) results: Mar. 15 vs. Marquette (5/NR 107-89 W), Mar. 16 vs. Ohio State (5/NR 81-82 L).

2400-2103

1 Greensboro Coliseum (Greensboro, N.C.)
2 UK Invitation Tournament (Lexington, Ky.)
3 Freedom Hall (Louisville, Ky.)

LEADING SCORERS

Table of leading scorers: Mike Casey (6-4 So. G) 20.1, Dan Issel (6-8 So. C) 16.4, Mike Pratt (6-4 So. F) 14.1, Phil Argento (6-2 Jr. G) 12.3, Thad Jaracz (6-5 Sr. F) 11.3.

1968-69 (23-5, 16-2 SEC)

SEC Champions | UKIT Champions | Ranked 7th in Polls

Coach: Adolph Rupp | Captain: Phil Argento

Table of 1968-69 season results, including games against Xavier, Miami (Ohio), North Carolina, and Pennsylvania.

Table of 1969-70 season results, including games against Michigan, Army, Notre Dame, Wisconsin, Ole Miss, Florida, Georgia, Tennessee, LSU, Alabama, Vanderbilt, Auburn, and Tennessee.

NCAA Midwest Regional (Madison, Wis.)

Table of 1969-70 season results: Mar. 13 vs. Marquette (7/14 74-81 L), Mar. 15 vs. Miami (Ohio) (cons.) (7/NR 72-71 W).

2542-2199

1 UK Invitation Tournament (Lexington, Ky.)
2 Freedom Hall (Louisville, Ky.)
3 Chicago Stadium (Chicago)
4 Wisconsin Field House (Madison, Wisc.)

LEADING SCORERS

Table of leading scorers: Dan Issel (6-8 Jr. C) 26.6, Mike Casey (6-4 Jr. G) 19.1, Mike Pratt (6-4 Jr. F) 16.9, Phil Argento (6-2 Sr. G) 10.0, Larry Steele (6-5 So. F) 8.6.

1969-70 (26-2, 17-1 SEC)

SEC Champions | UKIT Champions | Ranked 1st AP, 1st UPI

Coach: Adolph Rupp | Co-Captains: Dan Issel and Mike Pratt

Table of 1969-70 season results, including games against West Virginia, Kansas, North Carolina, Indiana, Navy, Duke, Notre Dame, Miami (Ohio), Ole Miss, Mississippi State, Florida, Georgia, Alabama, Vanderbilt, Auburn, Tennessee, LSU, and Tennessee State.

NCAA Midwest Regional (Columbus, Ohio)

Table of 1969-70 season results: Mar. 12 vs. Notre Dame (1/9 109-99 W), Mar. 14 vs. Jacksonville (1/4 100-106 L).

2709-2253



- 1 Charlotte Coliseum (Charlotte, N.C.)
- 2 UK Invitation Tournament (Lexington, Ky.)
- 3 Freedom Hall (Louisville, Ky.)
- 4 St. John Arena (Columbus, Ohio)

LEADING SCORERS

| | |
|--------------------------|------|
| Dan Issel (6-8 Sr. C) | 33.9 |
| Mike Pratt (6-4 Sr. F) | 19.3 |
| Tom Parker (6-6 So. F) | 10.4 |
| Larry Steele (6-5 Jr. F) | 8.8 |
| Terry Mills (6-2 Jr. G) | 8.1 |

1970-71 (22-6, 16-2 SEC)

SEC Champions | UKIT Runner-Up | Ranked 8th AP, 8th UPI

Coach: Adolph Rupp

Honorary Co-Captains: Mike Casey and Larry Steele

| | | | | |
|---------|------------------------|-------|---------|------|
| Dec. 1 | at Northwestern | 3/NR | 115-100 | W |
| Dec. 5 | MICHIGAN | 3/NR | 104-93 | W |
| Dec. 7 | at West Virginia | 3/NR | 106-100 | W |
| Dec. 12 | at Indiana | 5/11 | 95-93 | W OT |
| Dec. 18 | 1 DePAUL | 3/NR | 106-85 | W |
| Dec. 19 | 1 PURDUE (finals) | 3/NR | 83-89 | L |
| Dec. 22 | OREGON STATE | 7/NR | 84-78 | W |
| Dec. 29 | 2 vs. Notre Dame | 8/NR | 92-99 | L |
| Jan. 2 | * at Ole Miss | 8/NR | 103-95 | W |
| Jan. 4 | * at Mississippi State | 8/NR | 79-71 | W |
| Jan. 9 | * FLORIDA | 11/NR | 101-75 | W |
| Jan. 11 | * GEORGIA | 11/NR | 79-66 | W |
| Jan. 16 | * at Tennessee | 10/8 | 71-75 | L |
| Jan. 23 | * at LSU | 12/NR | 82-79 | W |
| Jan. 25 | * at Alabama | 12/NR | 86-73 | W |
| Jan. 30 | * VANDERBILT | 11/NR | 102-92 | W |
| Feb. 1 | * AUBURN | 11/NR | 114-76 | W |
| Feb. 6 | * OLE MISS | 8/NR | 121-86 | W |
| Feb. 8 | * MISSISSIPPI STATE | 8/NR | 102-83 | W |
| Feb. 13 | * at Florida | 8/NR | 65-74 | L |
| Feb. 15 | * at Georgia | 8/NR | 107-95 | W |
| Feb. 20 | * LSU | 12/NR | 110-73 | W |
| Feb. 22 | * ALABAMA | 12/NR | 101-74 | W |
| Feb. 27 | * at Vanderbilt | 10/NR | 119-90 | W |
| Mar. 1 | * at Auburn | 10/NR | 102-83 | W |
| Mar. 6 | * TENNESSEE | 8/14 | 84-78 | W |

NCAA Midwest Regional (Athens, Ga.)

| | | | | |
|---------|-------------------------------|-----|--------|---|
| Mar. 18 | 3 vs. Western Kentucky | 8/7 | 83-107 | L |
| Mar. 20 | 3 vs. Marquette (consolation) | 8/2 | 74-91 | L |

2670-2373

- 1 UK Invitation Tournament (Lexington, Ky.)
- 2 Freedom Hall (Louisville, Ky.)
- 3 Stegeman Coliseum (Athens, Ga.)

LEADING SCORERS

| | |
|-----------------------------|------|
| Tom Parker (6-7 Jr. F) | 17.6 |
| Mike Casey (6-4 Sr. G) | 17.0 |
| Tom Payne (7-2 So. C) | 16.9 |
| Kent Hollenbeck (6-4 Jr. G) | 14.0 |
| Larry Steele (6-5 Sr. F) | 13.1 |

1971-72 (21-7, 14-4 SEC)

SEC Champions | UKIT Champions | Ranked 18th AP, 14th UPI

Coach: Adolph Rupp

Honorary Co-Captains: Stan Key and Tom Parker

| | | | | |
|---------|---------------------|-------|--------|-------|
| Dec. 1 | NORTHWESTERN | 10/NR | 94-85 | W |
| Dec. 4 | at Kansas | 10/14 | 79-69 | W |
| Dec. 6 | at Kansas State | 10/NR | 71-64 | W |
| Dec. 11 | 1 vs. Indiana | 7/NR | 89-90 | L 2ot |
| Dec. 13 | MICHIGAN STATE | 7/NR | 85-91 | L |
| Dec. 17 | 2 MISSOURI | 7/NR | 83-79 | W |
| Dec. 18 | 2 PRINCETON | 7/18 | 96-82 | W |
| Dec. 28 | 1 vs. Notre Dame | 12/NR | 83-67 | W |
| Jan. 8 | * OLE MISS | 19/NR | 93-82 | W |
| Jan. 10 | * MISSISSIPPI STATE | 19/NR | 104-76 | W |
| Jan. 15 | * at Florida | NR/NR | 70-72 | L |
| Jan. 17 | * at Georgia | NR/NR | 73-85 | L |
| Jan. 22 | * TENNESSEE | NR/19 | 72-70 | W |

| | | | | |
|---------|------------------------|-------|--------|------|
| Jan. 24 | * VANDERBILT | NR/NR | 106-80 | W |
| Jan. 29 | * LSU | NR/NR | 89-71 | W |
| Jan. 31 | * ALABAMA | NR/NR | 77-74 | W |
| Feb. 5 | * at Vanderbilt | NR/NR | 85-80 | W OT |
| Feb. 7 | * at Auburn | NR/NR | 78-72 | W |
| Feb. 12 | * at Ole Miss | NR/NR | 90-82 | W |
| Feb. 14 | * at Mississippi State | NR/NR | 63-55 | W |
| Feb. 19 | * FLORIDA | 17/NR | 95-68 | W |
| Feb. 21 | * GEORGIA | 17/NR | 87-63 | W |
| Feb. 26 | * at LSU | 18/NR | 71-88 | L |
| Feb. 28 | * at Alabama | 18/NR | 70-73 | L |
| Mar. 6 | * AUBURN | NR/NR | 102-67 | W |
| Mar. 9 | * at Tennessee | NR/NR | 67-66 | W |

NCAA Midwest Regional (Dayton, Ohio)

| | | | | |
|---------|---------------------|-------|-------|---|
| Mar. 16 | 3 vs. Marquette | 18/7 | 85-69 | W |
| Mar. 18 | 3 vs. Florida State | 18/10 | 54-73 | L |

2311-2093

Earned NCAA bid by beating Tennessee twice

- 1 Freedom Hall (Louisville, Ky.)
- 2 UK Invitation Tournament (Lexington, Ky.)
- 3 University of Dayton Arena (Dayton, Ohio)

LEADING SCORERS

| | |
|---------------------------|------|
| Jim Andrews (6-11 Jr. C) | 21.5 |
| Tom Parker (6-7 Sr. F) | 18.0 |
| Ronnie Lyons (5-10 So. G) | 13.2 |
| Stan Key (6-3 Sr. G) | 12.5 |
| Larry Stamper (6-6 Jr. F) | 10.3 |

JOE B. HALL ERA (1973-85)

1972-73 (20-8, 14-4 SEC)

SEC Champions | UKIT Champions | Ranked 17th AP, 15th UPI

Coach: Joe B. Hall | Honorary Captain: Jim Andrews

| | | | | |
|---------|------------------------|-------|--------|------|
| Dec. 2 | at Michigan State | 13/NR | 75-66 | W |
| Dec. 4 | IOWA | 13/NR | 66-79 | L |
| Dec. 9 | at Indiana | 8/NR | 58-64 | L |
| Dec. 11 | 1 vs. North Carolina | 8/13 | 70-78 | L |
| Dec. 15 | 2 NEBRASKA | NR/NR | 85-60 | W |
| Dec. 16 | 2 OREGON | NR/NR | 95-68 | W |
| Dec. 23 | KANSAS | NR/NR | 77-71 | W |
| Dec. 30 | 1 vs. Notre Dame | NR/NR | 65-63 | W |
| Jan. 6 | * at Ole Miss | NR/NR | 58-61 | L |
| Jan. 8 | * at Mississippi State | NR/NR | 90-81 | W |
| Jan. 13 | * FLORIDA | NR/NR | 95-65 | W |
| Jan. 15 | * GEORGIA | NR/NR | 89-68 | W |
| Jan. 20 | * at Tennessee | NR/NR | 64-65 | L |
| Jan. 22 | * at Vanderbilt | NR/18 | 75-76 | L |
| Jan. 27 | * at LSU | NR/NR | 86-71 | W |
| Jan. 29 | * at Alabama | NR/9 | 95-93 | W |
| Feb. 3 | * VANDERBILT | NR/NR | 76-83 | L |
| Feb. 5 | * AUBURN | NR/NR | 88-57 | W |
| Feb. 10 | * OLE MISS | NR/NR | 88-70 | W |
| Feb. 12 | * MISSISSIPPI STATE | NR/NR | 100-87 | W OT |
| Feb. 17 | * at Florida | NR/NR | 94-83 | W |
| Feb. 19 | * at Georgia | NR/NR | 99-86 | W |
| Feb. 24 | * LSU | NR/NR | 94-76 | W |
| Feb. 26 | * ALABAMA | NR/18 | 111-95 | W |
| Mar. 3 | * at Auburn | NR/NR | 91-79 | W |
| Mar. 8 | * TENNESSEE | 19/NR | 86-81 | W |

NCAA Midwest Regional (Nashville, Tenn.)

| | | | | |
|---------|-------------------|-------|---------|------|
| Mar. 15 | 3 vs. Austin Peay | 17/19 | 106-100 | W OT |
| Mar. 17 | 3 vs. Indiana | 17/6 | 65-72 | L |

2341-2098

- 1 Freedom Hall (Louisville, Ky.)
- 2 UK Invitation Tournament (Lexington, Ky.)
- 3 Memorial Gymnasium (Nashville, Tenn.)

LEADING SCORERS

| | |
|--------------------------------|------|
| Jim Andrews (6-11 Sr. C) | 20.1 |
| Kevin Grevey (6-5 So. F) | 18.7 |
| Jimmy Dan Conner (6-4 So. G-F) | 11.2 |
| Ronnie Lyons (5-10 Jr. G) | 9.2 |
| Mike Flynn (6-3 So. G) | 9.1 |

**1973-74 (13-13, 9-9 SEC)****UKIT Champions**

Coach: Joe B. Hall | Captain: Ronnie Lyons

| | | | | |
|---------|------------------------|-------|--------|------|
| Dec. 1 | MIAMI (OHIO) | 10/NR | 81-68 | W |
| Dec. 3 | at Kansas | 10/13 | 63-71 | L |
| Dec. 8 | 1 vs. Indiana | 10/3 | 68-77 | L |
| Dec. 10 | 2 vs. North Carolina | 10/5 | 84-101 | L |
| Dec. 14 | at Iowa | NR/NR | 88-80 | W |
| Dec. 21 | 3 DARTMOUTH | NR/NR | 102-77 | W |
| Dec. 22 | 3 STANFORD | NR/NR | 78-77 | W |
| Dec. 29 | 1 vs. Notre Dame | NR/3 | 79-94 | L |
| Jan. 5 | * at LSU | NR/NR | 84-95 | L |
| Jan. 7 | * GEORGIA | NR/NR | 80-74 | W |
| Jan. 12 | * AUBURN | NR/NR | 79-58 | W |
| Jan. 14 | * at Tennessee | NR/NR | 54-67 | L |
| Jan. 19 | * OLE MISS | NR/NR | 93-64 | W |
| Jan. 21 | * at Alabama | NR/10 | 77-81 | L |
| Jan. 26 | * at Florida | NR/NR | 91-82 | W |
| Jan. 28 | * VANDERBILT | NR/7 | 65-82 | L |
| Feb. 2 | * at Mississippi State | NR/NR | 82-70 | W |
| Feb. 4 | * LSU | NR/NR | 73-70 | W |
| Feb. 9 | * at Georgia | NR/NR | 86-72 | W |
| Feb. 11 | * at Auburn | NR/NR | 97-99 | L OT |
| Feb. 16 | * TENNESSEE | NR/NR | 61-58 | W |
| Feb. 18 | * at Ole Miss | NR/NR | 60-61 | L |
| Feb. 23 | * ALABAMA | NR/8 | 71-94 | L |
| Feb. 25 | * FLORIDA | NR/NR | 65-75 | L |
| Mar. 2 | * at Vanderbilt | NR/6 | 69-71 | L |
| Mar. 4 | * MISSISSIPPI STATE | NR/NR | 108-69 | W |

2038-1987

- 1 Freedom Hall (Louisville, Ky.)
- 2 Greensboro Coliseum (Greensboro, N.C.)
- 3 UK Invitation Tournament (Lexington, Ky.)

LEADING SCORERS

| | |
|--------------------------------|------|
| Kevin Grevey (6-5 Jr. F) | 21.9 |
| Bob Guyette (6-9 Jr. C) | 12.7 |
| Jimmy Dan Conner (6-4 Jr. F-G) | 12.0 |
| Mike Flynn (6-3 Jr. G) | 11.5 |
| Ronnie Lyons (5-10 Sr. G) | 7.8 |

**1974 Australian Exhibition Tour
(Not counted in won-lost record)**

| | | | |
|--------|----------------------------|--------|---|
| May 13 | Tahitian National Team | 116-62 | W |
| May 17 | Australia | 87-97 | L |
| May 18 | Newcastle | 90-78 | W |
| May 19 | N.S.W. All Stars | 123-67 | W |
| May 21 | Illawarra Hawks | 115-57 | W |
| May 22 | N.S.W. All Stars | 106-50 | W |
| May 23 | A.C.T. | 96-69 | W |
| May 25 | Bulleen Heidelberg | 88-83 | W |
| May 26 | St. Kilda Business House | 80-67 | W |
| May 27 | Nunawading | 99-82 | W |
| May 28 | Melbourne | 79-86 | L |
| May 30 | Gippsland All Stars | 127-74 | W |
| May 31 | Bulleen Heidelberg | 72-71 | W |
| June 1 | Laker All Stars | 111-83 | W |
| June 3 | South Australian All Stars | 109-96 | W |
| June 4 | South Australian All Stars | 110-81 | W |
| June 5 | South Australian All Stars | 111-84 | W |
| June 6 | Coburg | 108-82 | W |
| June 7 | St. Kilda Business House | 96-85 | W |

1923-1454**1974-75 (26-5, 15-3 SEC)**

National Runner-Up | SEC Co-Champions | UKIT Champions | Ranked 2nd AP, 4th UPI

Coach: Joe B. Hall | Captain: Jimmy Dan Conner

| | | | | |
|---------|----------------------|-------|-------|---|
| Nov. 30 | NORTHWESTERN | 16/NR | 97-70 | W |
| Dec. 2 | at Miami (Ohio) | 16/NR | 80-73 | W |
| Dec. 7 | at Indiana | 15/3 | 74-98 | L |
| Dec. 9 | 1 vs. North Carolina | 15/9 | 90-78 | W |
| Dec. 20 | 2 WASHINGTON STATE | 20/NR | 97-75 | W |
| Dec. 21 | 2 OKLAHOMA STATE | 20/NR | 90-65 | W |

| | | | | |
|---------|------------------------|-------|--------|---|
| Dec. 23 | 1 vs. Kansas | 20/18 | 100-63 | W |
| Dec. 28 | 1 vs. Notre Dame | 17/13 | 113-96 | W |
| Jan. 4 | * LSU | 9/NR | 115-80 | W |
| Jan. 6 | * at Georgia | 9/NR | 96-77 | W |
| Jan. 11 | * at Auburn | 7/NR | 85-90 | L |
| Jan. 13 | * TENNESSEE | 7/18 | 88-82 | W |
| Jan. 18 | * at Ole Miss | 10/NR | 85-82 | W |
| Jan. 20 | * ALABAMA | 10/7 | 74-69 | W |
| Jan. 25 | * FLORIDA | 11/NR | 87-65 | W |
| Jan. 27 | * at Vanderbilt | 11/NR | 91-90 | W |
| Feb. 1 | * MISSISSIPPI STATE | 5/NR | 112-79 | W |
| Feb. 3 | * at LSU | 5/NR | 77-76 | W |
| Feb. 8 | * GEORGIA | 5/NR | 75-61 | W |
| Feb. 10 | * AUBURN | 5/NR | 119-76 | W |
| Feb. 15 | * at Tennessee | 4/NR | 98-103 | L |
| Feb. 17 | * OLE MISS | 4/NR | 108-89 | W |
| Feb. 22 | * at Alabama | 7/5 | 84-79 | W |
| Feb. 24 | * at Florida | 7/NR | 58-66 | L |
| Mar. 1 | * VANDERBILT | 4/NR | 109-84 | W |
| Mar. 8 | * at Mississippi State | 6/NR | 118-80 | W |

NCAA First Round (Tuscaloosa, Ala.)

| | | | | |
|---------|-----------------|-----|-------|---|
| Mar. 15 | 3 vs. Marquette | 6/5 | 76-54 | W |
|---------|-----------------|-----|-------|---|

NCAA Midwest Regional (Dayton, Ohio)

| | | | | |
|---------|------------------------|------|-------|---|
| Mar. 20 | 4 vs. Central Michigan | 5/NR | 90-73 | W |
| Mar. 22 | 4 vs. Indiana | 5/1 | 92-90 | W |

NCAA Final Four (San Diego)

| | | | | |
|---------|----------------|-----|-------|---|
| Mar. 29 | 5 vs. Syracuse | 2/6 | 95-79 | W |
| Mar. 31 | 5 vs. UCLA | 2/1 | 85-92 | L |

2858-2434

- 1 Freedom Hall (Louisville, Ky.)
- 2 UK Invitation Tournament (Lexington, Ky.)
- 3 Coleman Coliseum (Tuscaloosa, Ala.)
- 4 University of Dayton Arena (Dayton, Ohio)
- 5 San Diego Sports Arena (San Diego)

LEADING SCORERS

| | |
|------------------------------|------|
| Kevin Grevey (6-5 Sr. F) | 23.6 |
| Jimmy Dan Conner (6-4 Sr. G) | 12.4 |
| Rick Robey (6-10 Fr. C) | 10.4 |
| Jack Givens (6-4 Fr. F) | 9.4 |
| Mike Flynn (6-3 Sr. G) | 9.0 |
| Bob Guyette (6-9 Sr. F) | 8.6 |

1975-76 (20-10, 11-7 SEC)**NIT Champions | UKIT Champions**

Coach: Joe B. Hall | Captain: Jack Givens

| | | | | |
|---------|------------------------|-------|-------|------|
| Dec. 1 | at Northwestern | 6/NR | 77-89 | L |
| Dec. 8 | 1 vs. North Carolina | 7/4 | 77-90 | L |
| Dec. 10 | MIAMI (OHIO) | 14/NR | 91-69 | W |
| Dec. 13 | at Kansas | 14/NR | 54-48 | W |
| Dec. 15 | 2 vs. Indiana | 14/1 | 68-77 | L OT |
| Dec. 19 | 3 GEORGIA TECH | 20/NR | 66-64 | W |
| Dec. 20 | 3 OREGON STATE | 20/NR | 82-74 | W |
| Dec. 30 | 2 vs. Notre Dame | NR/5 | 79-77 | W |
| Jan. 3 | * at Mississippi State | NR/NR | 73-77 | L |
| Jan. 5 | * at Alabama | NR/8 | 63-76 | L |
| Jan. 10 | * TENNESSEE | NR/9 | 88-90 | L OT |
| Jan. 12 | * GEORGIA | NR/NR | 92-76 | W |
| Jan. 17 | * VANDERBILT | NR/NR | 77-76 | W |
| Jan. 24 | * at Florida | NR/NR | 89-82 | W |
| Jan. 26 | * at Auburn | NR/NR | 84-91 | L OT |
| Jan. 31 | * OLE MISS | NR/NR | 89-81 | W |
| Feb. 2 | * LSU | NR/NR | 85-71 | W |
| Feb. 7 | * at Tennessee | NR/8 | 85-92 | L |
| Feb. 9 | * at Georgia | NR/NR | 81-86 | L |
| Feb. 14 | * at Vanderbilt | NR/NR | 65-69 | L |
| Feb. 21 | * FLORIDA | NR/NR | 96-89 | W |
| Feb. 23 | * AUBURN | NR/NR | 93-82 | W |
| Feb. 28 | * at Ole Miss | NR/NR | 94-87 | W |
| Mar. 1 | * at LSU | NR/NR | 85-70 | W |
| Mar. 6 | * ALABAMA | NR/6 | 90-85 | W |
| Mar. 8 | * MISSISSIPPI STATE | NR/NR | 94-93 | W OT |

NIT (New York)

| | | | | |
|---------|---------------|-------|-------|---|
| Mar. 13 | 4 vs. Niagara | NR/NR | 67-61 | W |
|---------|---------------|-------|-------|---|



| | | | | | |
|---------|---|------------------|-------|-------|---|
| Mar. 16 | 4 | vs. Kansas State | NR/NR | 81-78 | W |
| Mar. 18 | 4 | vs. Providence | NR/NR | 79-78 | W |
| Mar. 21 | 4 | vs. Charlotte | NR/NR | 71-67 | W |

2415-2345

- 1 Charlotte Coliseum (Charlotte, N.C.)
- 2 Freedom Hall (Louisville, Ky.)
- 3 UK Invitation Tournament (Lexington, Ky.)
- 4 Madison Square Garden (New York)

LEADING SCORERS

| | |
|----------------------------|------|
| Jack Givens (6-4 So. F) | 20.1 |
| Mike Phillips (6-10 So. C) | 15.6 |
| Larry Johnson (6-2 Jr. G) | 11.2 |
| James Lee (6-5 So. F) | 9.3 |
| Rick Robey (6-10 So. C-F)* | 15.6 |
| Reggie Warford (6-1 Sr. G) | 6.5 |

*Played in 12 games.

RUPP ARENA ERA (1976-PRES.)

1976-77 (26-4, 16-2 SEC)

SEC Co-Champions | Ranked 6th AP, 5th UPI
Coach: Joe B. Hall | Captains: Larry Johnson and Merion Haskins

| | | | | |
|---------|------------------------|------|--------|------|
| Nov. 27 | WISCONSIN | 6/NR | 72-64 | W |
| Dec. 2 | TCU | 5/NR | 103-53 | W |
| Dec. 6 | at Indiana | 5/4 | 66-51 | W |
| Dec. 11 | KANSAS | 4/NR | 90-63 | W |
| Dec. 13 | at South Carolina | 4/NR | 98-67 | W |
| Dec. 17 | 1 BOWLING GREEN | 3/NR | 77-59 | W |
| Dec. 18 | 1 UTAH | 3/NR | 68-70 | L |
| Dec. 30 | 2 vs. Notre Dame | 6/2 | 102-78 | W |
| Jan. 3 | * GEORGIA | 6/NR | 64-59 | W OT |
| Jan. 8 | * at Vanderbilt | 3/NR | 64-62 | W |
| Jan. 12 | * TENNESSEE | 2/NR | 67-71 | L OT |
| Jan. 15 | * at Auburn | 2/NR | 75-68 | W |
| Jan. 17 | * at Florida | 2/NR | 73-71 | W |
| Jan. 22 | * LSU | 6/NR | 87-72 | W |
| Jan. 24 | * OLE MISS | 6/NR | 100-73 | W |
| Jan. 29 | * at Alabama | 6/3 | 87-85 | W |
| Jan. 31 | * at Mississippi State | 6/NR | 92-85 | W |
| Feb. 5 | * VANDERBILT | 3/NR | 113-73 | W |
| Feb. 7 | 2 vs. Florida State | 3/NR | 97-57 | W |
| Feb. 12 | * AUBURN | 3/NR | 89-82 | W |
| Feb. 14 | * FLORIDA | 3/NR | 104-78 | W |
| Feb. 19 | * at LSU | 2/NR | 90-76 | W |
| Feb. 21 | * at Ole Miss | 2/NR | 81-69 | W |
| Feb. 26 | * ALABAMA | 2/8 | 85-70 | W |
| Feb. 28 | * MISSISSIPPI STATE | 2/NR | 77-64 | W |
| Mar. 5 | * at Tennessee | 2/11 | 79-81 | L |
| Mar. 7 | * at Georgia | 2/NR | 72-54 | W |

NCAA First Round (Philadelphia)

| | | | | |
|---------|-----------------|------|-------|---|
| Mar. 12 | 3 vs. Princeton | 6/NR | 72-58 | W |
|---------|-----------------|------|-------|---|

NCAA East Regional (College Park, Md.)

| | | | | |
|---------|----------------------|------|-------|---|
| Mar. 17 | 4 vs. VMI | 3/20 | 93-78 | W |
| Mar. 19 | 4 vs. North Carolina | 3/5 | 72-79 | L |

2509-2070

- 1 UK Invitation Tournament (Lexington, Ky.)
- 2 Freedom Hall (Louisville, Ky.)
- 3 Palestra (Philadelphia)
- 4 Cole Field House (College Park, Md.)

LEADING SCORERS

| | |
|----------------------------|------|
| Jack Givens (6-4 Jr. F) | 18.9 |
| Rick Robey (6-10 Jr. F) | 14.2 |
| Mike Phillips (6-10 Jr. C) | 12.2 |
| Larry Johnson (6-3 Sr. G) | 10.7 |
| James Lee (6-5 Jr. F) | 9.8 |
| Jay Shidler (6-1 Fr. G) | 7.8 |
| Truman Claytor (6-1 So. G) | 6.6 |

1977-78 (30-2, 16-2 SEC)

National Champions | SEC Champions | UKIT Champions | Ranked 1st AP, 1st UPI

Coach: Joe B. Hall | Captains: Jack Givens and Rick Robey

| | | | | |
|---------|-----|------|--------|---|
| Nov. 26 | SMU | 2/NR | 110-86 | W |
|---------|-----|------|--------|---|

| | | | | |
|---------|------------------------|------|--------|------|
| Dec. 5 | INDIANA | 1/NR | 78-64 | W |
| Dec. 10 | at Kansas | 1/19 | 73-66 | W |
| Dec. 12 | SOUTH CAROLINA | 1/NR | 84-65 | W |
| Dec. 16 | 1 PORTLAND STATE | 1/NR | 114-88 | W |
| Dec. 17 | 1 ST. JOHN'S | 1/NR | 102-72 | W |
| Dec. 23 | IONA | 1/NR | 104-65 | W |
| Dec. 31 | 2 vs. Notre Dame | 1/4 | 73-68 | W |
| Jan. 2 | * VANDERBILT | 1/NR | 72-59 | W |
| Jan. 7 | * at Florida | 1/NR | 86-67 | W |
| Jan. 9 | * at Auburn | 1/NR | 101-77 | W |
| Jan. 14 | * LSU | 1/NR | 96-76 | W |
| Jan. 16 | * OLE MISS | 1/NR | 76-56 | W |
| Jan. 21 | * at Mississippi State | 1/NR | 75-65 | W |
| Jan. 23 | * at Alabama | 1/NR | 62-78 | L |
| Jan. 30 | * GEORGIA | 1/NR | 90-73 | W |
| Feb. 4 | * FLORIDA | 1/NR | 88-61 | W |
| Feb. 6 | * AUBURN | 1/NR | 104-81 | W |
| Feb. 11 | * at LSU | 1/NR | 94-95 | L OT |
| Feb. 13 | * at Ole Miss | 1/NR | 64-52 | W |
| Feb. 15 | * TENNESSEE | 3/NR | 90-77 | W |
| Feb. 18 | * MISSISSIPPI STATE | 3/NR | 58-56 | W |
| Feb. 20 | * ALABAMA | 3/NR | 97-84 | W |
| Feb. 25 | * at Tennessee | 2/NR | 68-57 | W |
| Feb. 27 | * at Georgia | 2/NR | 78-67 | W |
| Mar. 4 | UNLV | 1/NR | 92-70 | W |
| Mar. 6 | * at Vanderbilt | 1/NR | 78-68 | W |

NCAA First Round (Knoxville, Tenn.)

| | | | | |
|---------|---------------------|------|-------|---|
| Mar. 11 | 3 vs. Florida State | 1/13 | 85-76 | W |
|---------|---------------------|------|-------|---|

NCAA Midwest Regional (Dayton, Ohio)

| | | | | |
|---------|----------------------|------|-------|---|
| Mar. 16 | 4 vs. Miami (Ohio) | 1/19 | 91-69 | W |
| Mar. 18 | 4 vs. Michigan State | 1/4 | 52-49 | W |

NCAA Final Four (St. Louis)

| | | | | |
|---------|----------------|-----|-------|---|
| Mar. 25 | 5 vs. Arkansas | 1/5 | 64-59 | W |
| Mar. 27 | 5 vs. Duke | 1/7 | 94-88 | W |

2693-2234

- 1 UK Invitation Tournament (Lexington, Ky.)
- 2 Freedom Hall (Louisville, Ky.)
- 3 Stokely Center (Knoxville, Tenn.)
- 4 University of Dayton Arena (Dayton, Ohio)
- 5 Checkerdome (St. Louis)

LEADING SCORERS

| | |
|----------------------------|------|
| Jack Givens (6-4 Sr. F) | 18.1 |
| Rick Robey (6-10 Sr. F) | 14.4 |
| Kyle Macy (6-3 So. G) | 12.5 |
| James Lee (6-5 Sr. F) | 11.3 |
| Mike Phillips (6-10 Sr. C) | 10.2 |
| Truman Claytor (6-1 Jr. G) | 6.9 |

1978 Japan Exhibition Tour

(Not counted in win-loss record)

| | | | |
|---------|------------------------------|--------|---|
| July 13 | Japan National (at Tokyo) | 104-71 | W |
| July 15 | Japan National (at Niigata) | 102-89 | W |
| July 18 | Japan National (at Nagoya) | 97-59 | W |
| July 19 | Japan National (at Osaka) | 87-82 | W |
| July 20 | Japan National (at Fukuoka) | 88-61 | W |
| July 22 | Japan National (at Nagasaki) | 122-79 | W |
| July 24 | Japan National (at Tokyo) | 125-57 | W |

705-498

1978-79 (19-12, 10-8 SEC)

Coach: Joe B. Hall | Captains: Dwane Casey and Truman Claytor

| | | | | |
|---------|------------------------|-------|--------|------|
| Dec. 2 | LASALLE | 10/NR | 109-77 | W |
| Dec. 4 | WEST TEXAS | 10/NR | 121-67 | W |
| Dec. 9 | KANSAS | 10/5 | 67-66 | W OT |
| Dec. 16 | at Indiana | 6/NR | 67-68 | L OT |
| Dec. 22 | 1 TEXAS A&M | 11/17 | 69-73 | L |
| Dec. 23 | 1 SYRACUSE | 11/8 | 94-87 | W |
| Dec. 30 | 2 vs. Notre Dame | 13/2 | 81-76 | W |
| Jan. 3 | * at Florida | 9/NR | 65-76 | L |
| Jan. 6 | * LSU | 9/7 | 89-93 | L |
| Jan. 8 | * OLE MISS | 9/NR | 90-64 | W |
| Jan. 13 | * at Alabama | 17/NR | 52-55 | L |
| Jan. 15 | * at Mississippi State | 17/NR | 61-63 | L |
| Jan. 20 | * TENNESSEE | NR/NR | 55-66 | L |



| | | | | | |
|---------|---|----------------------|-------|-------|------|
| Jan. 13 | * | at Ole Miss | 6/NR | 65-67 | L |
| Jan. 16 | * | ALABAMA | 6/13 | 86-69 | W |
| Jan. 20 | * | at Florida | 9/NR | 91-76 | W |
| Jan. 23 | * | VANDERBILT | 9/NR | 67-58 | W |
| Jan. 25 | * | LSU | 9/NR | 76-65 | W |
| Jan. 27 | * | at Mississippi State | 7/NR | 51-56 | L |
| Jan. 30 | * | GEORGIA | 7/NR | 82-73 | W |
| Feb. 3 | * | at Auburn | 9/NR | 81-83 | L OT |
| Feb. 6 | * | TENNESSEE | 9/16 | 77-67 | W |
| Feb. 10 | * | OLE MISS | 12/NR | 56-49 | W |
| Feb. 13 | * | at Alabama | 12/10 | 72-62 | W |
| Feb. 17 | * | FLORIDA | 10/NR | 84-78 | W |
| Feb. 20 | * | at Vanderbilt | 10/NR | 73-69 | W |
| Feb. 24 | * | MISSISSIPPI STATE | 7/NR | 71-54 | W |
| Feb. 27 | * | at LSU | 7/NR | 78-94 | L |

| SEC Tournament (Lexington, Ky.) | | | | | |
|---------------------------------|----------|-------|-------|---|--|
| Mar. 4 | AUBURN | 15/NR | 89-66 | W | |
| Mar. 5 | OLE MISS | 15/NR | 62-58 | W | |
| Mar. 6 | ALABAMA | 15/18 | 46-48 | L | |

| NCAA First Round (Nashville, Tenn.) | | | | | |
|-------------------------------------|----------------------|-------|-------|---|--|
| Mar. 11 | vs. Middle Tennessee | 15/NR | 44-50 | L | |
| 2199-1993 | | | | | |

- 1 UK Invitation Tournament (Lexington, Ky.)
- 2 Continental Arena (East Rutherford, N.J.)
- 3 Freedom Hall (Louisville, Ky.)
- 4 Memorial Gymnasium (Nashville, Tenn.)

| LEADING SCORERS | | | |
|------------------------------|--|--|------|
| Derrick Hord (6-6 Jr. F) | | | 16.3 |
| Jim Master (6-5 So. G) | | | 13.4 |
| Melvin Turpin (6-10 So. C) | | | 13.1 |
| Dirk Minniefield (6-3 Jr. G) | | | 11.3 |
| Charles Hurt (6-6 Jr. F) | | | 6.6 |

| 1982 Japan Exhibition Tour (not counted in win-loss record) | | | |
|--|----------------------|--------|---|
| July 1 | W. Germany (Kariya) | 84-73 | W |
| July 2 | France (Kyotta) | 77-65 | W |
| July 4 | W. Germany (Sapporo) | 82-72 | W |
| July 7 | Japan (Akita) | 86-66 | W |
| July 10 | Japan (Moebashi) | 86-83 | W |
| July 11 | Japan (Tokyo) | 106-71 | W |
| Note: the Wildcats also toured Taiwan and Hong Kong during the 1982 trip. The following are results of games played there: | | | |
| July 12 | China #2 (Taipei) | 86-63 | W |
| July 15 | China #1 (Hong Kong) | 119-48 | W |

1982-83 (23-8, 13-5 SEC)

| SEC Champions UKIT Champions Ranked 12th AP, 12th UPI | | | | | |
|---|--|--|--|--|--|
| Coach: Joe B. Hall Captain: Charles Hurt | | | | | |

| | | | | | |
|---------|------------------------|-------|-------|------|--|
| Nov. 27 | BUTLER | 4/NR | 90-53 | W | |
| Dec. 1 | at Notre Dame | 3/NR | 58-45 | W | |
| Dec. 4 | VILLANOVA | 3/4 | 93-79 | W | |
| Dec. 7 | DETROIT | 3/NR | 83-46 | W | |
| Dec. 11 | ILLINOIS | 3/NR | 76-57 | W | |
| Dec. 17 | 1 DUQUESNE | 2/NR | 55-42 | W | |
| Dec. 18 | 1 TULANE | 2/NR | 80-61 | W | |
| Dec. 22 | at Indiana | 2/5 | 59-62 | L | |
| Dec. 29 | 2 vs. Kansas | 2/NR | 83-62 | W | |
| Jan. 3 | * OLE MISS | 2/NR | 72-60 | W | |
| Jan. 5 | * LSU | 3/NR | 62-50 | W | |
| Jan. 8 | * at Alabama | 3/6 | 57-74 | L | |
| Jan. 10 | * at Mississippi State | 3/NR | 59-53 | W OT | |
| Jan. 15 | * AUBURN | 3/NR | 67-75 | L | |
| Jan. 17 | * FLORIDA | 3/NR | 70-63 | W | |
| Jan. 22 | * at Vanderbilt | 6/NR | 82-77 | W OT | |
| Jan. 29 | * at Georgia | 11/NR | 63-70 | L | |
| Jan. 31 | * at Tennessee | 11/NR | 63-65 | L | |
| Feb. 5 | * ALABAMA | 10/NR | 76-70 | W | |
| Feb. 8 | * MISSISSIPPI STATE | 15/NR | 88-67 | W | |
| Feb. 12 | * at Auburn | 15/NR | 71-69 | W | |
| Feb. 14 | * at Florida | 15/NR | 73-61 | W | |
| Feb. 19 | * VANDERBILT | 13/NR | 82-63 | W | |
| Feb. 26 | * GEORGIA | 11/NR | 81-72 | W | |
| Feb. 27 | * TENNESSEE | 11/NR | 69-61 | W | |

| Mar. 3 | * | at Ole Miss | 10/NR | 61-58 | W |
|--|---|----------------|-------|-------|------|
| Mar. 5 | * | at LSU | 10/NR | 60-74 | L |
| SEC Tournament (Birmingham, Ala.) | | | | | |
| Mar. 11 | 3 | vs. Alabama | 7/NR | 64-69 | L |
| NCAA Second Round (Tampa, Fla.) | | | | | |
| Mar. 19 | 4 | vs. Ohio | 10/NR | 57-40 | W |
| NCAA Midwest Region (Knoxville, Tenn.) | | | | | |
| Mar. 24 | 5 | vs. Indiana | 12/5 | 64-59 | W |
| Mar. 26 | 5 | vs. Louisville | 12/2 | 68-80 | L OT |
| 2186-1937 | | | | | |

- 1 UK Invitation Tournament (Lexington, Ky.)
- 2 Freedom Hall (Louisville, Ky.)
- 3 Birmingham-Jefferson Civic Center (Birmingham, Ala.)
- 4 Sun Dome (Tampa, Fla.)
- 5 Stokely Center (Knoxville, Tenn.)

| LEADING SCORERS | | | |
|------------------------------|--|--|------|
| Melvin Turpin (6-11 Jr. C) | | | 15.1 |
| Jim Master (6-5 Jr. G) | | | 12.5 |
| Derrick Hord (6-6 Sr. F) | | | 8.9 |
| Dirk Minniefield (6-3 Sr. G) | | | 8.6 |
| Charles Hurt (6-6 Sr. F) | | | 8.2 |

1983-84 (29-5, 14-4 SEC)

| NCAA Final Four SEC Champions SEC Tournament Champions UKIT Champions Ranked 3rd AP, 3rd UPI | | | | | |
|--|--|--|--|--|--|
| Coach: Joe B. Hall Captain: Dickey Beal | | | | | |

| | | | | | |
|---------|------------------------|------|-------|---|--|
| Nov. 26 | LOUISVILLE | 2/6 | 65-44 | W | |
| Dec. 3 | INDIANA | 1/NR | 59-54 | W | |
| Dec. 10 | at Kansas | 2/NR | 72-50 | W | |
| Dec. 16 | 1 WYOMING | 2/NR | 66-40 | W | |
| Dec. 17 | 1 BYU | 2/NR | 93-59 | W | |
| Dec. 20 | at Cincinnati | 2/NR | 24-11 | W | |
| Dec. 24 | at Illinois | 2/NR | 56-54 | W | |
| Dec. 28 | 2 vs. Purdue | 2/18 | 86-67 | W | |
| Jan. 2 | * at Ole Miss | 2/NR | 68-55 | W | |
| Jan. 7 | * at LSU | 2/9 | 96-80 | W | |
| Jan. 9 | * ALABAMA | 2/NR | 76-66 | W | |
| Jan. 11 | * MISSISSIPPI STATE | 2/NR | 51-42 | W | |
| Jan. 13 | * at Auburn | 2/NR | 63-82 | L | |
| Jan. 17 | * at Florida | 3/NR | 57-69 | L | |
| Jan. 20 | * VANDERBILT | 3/NR | 67-46 | W | |
| Jan. 22 | HOUSTON | 3/4 | 74-67 | W | |
| Jan. 28 | * GEORGIA | 3/18 | 64-40 | W | |
| Jan. 30 | * TENNESSEE | 3/NR | 93-74 | W | |
| Feb. 4 | * at Alabama | 3/NR | 62-69 | L | |
| Feb. 6 | * at Mississippi State | 3/NR | 77-58 | W | |
| Feb. 11 | * AUBURN | 6/16 | 84-64 | W | |
| Feb. 13 | * FLORIDA | 6/NR | 67-65 | W | |
| Feb. 19 | * at Vanderbilt | 6/NR | 58-54 | W | |
| Feb. 25 | * at Georgia | 4/NR | 66-64 | W | |
| Feb. 27 | * at Tennessee | 4/NR | 58-63 | L | |
| Mar. 1 | * OLE MISS | 3/NR | 76-57 | W | |
| Mar. 3 | * LSU | 3/NR | 90-68 | W | |

| SEC Tournament (Nashville, Tenn.) | | | | | |
|--------------------------------------|---|----------------|------|-------|---|
| Mar. 8 | 3 | vs. Georgia | 3/NR | 92-79 | W |
| Mar. 9 | 3 | vs. Alabama | 3/NR | 48-46 | W |
| Mar. 10 | 3 | vs. Auburn | 3/NR | 51-49 | W |
| NCAA Second Round (Birmingham, Ala.) | | | | | |
| Mar. 17 | 4 | vs. BYU | 3/NR | 93-68 | W |
| NCAA Midwest Region (Lexington, Ky.) | | | | | |
| Mar. 22 | 5 | LOUISVILLE | 3/NR | 72-67 | W |
| Mar. 24 | 5 | ILLINOIS | 3/6 | 54-51 | W |
| NCAA Final Four (Seattle) | | | | | |
| Mar. 31 | 6 | vs. Georgetown | 3/2 | 40-53 | L |
| 2318-1975 | | | | | |

- 1 UK Invitation Tournament (Lexington, Ky.)
- 2 Freedom Hall (Louisville, Ky.)
- 3 Memorial Gymnasium (Nashville, Tenn.)
- 4 Birmingham-Jefferson Civic Center (Birmingham, Ala.)
- 5 Rupp Arena (Lexington, Ky.)
- 6 Kingdome (Seattle)

| LEADING SCORERS | | | |
|----------------------------|--|--|------|
| Melvin Turpin (6-11 Sr. C) | | | 15.2 |



| | |
|-----------------------------|------|
| Kenny Walker (6-8 So. F) | 12.4 |
| Sam Bowie (7-1 Sr. F) | 10.5 |
| Jim Master (6-5 Sr. G) | 9.6 |
| Winston Bennett (6-7 Fr. F) | 6.5 |

1984-85 (18-13, 11-7 SEC)**UKIT Champions**

Coach: Joe B. Hall | Captains: Winston Bennett and Kenny Walker

| | | | | |
|---------|------------------------|-------|-------|------|
| Nov. 27 | TOLEDO | NR/NR | 63-54 | W |
| Dec. 1 | at Purdue | NR/NR | 56-66 | L |
| Dec. 4 | SMU | NR/8 | 54-56 | L |
| Dec. 8 | at Indiana | NR/11 | 68-81 | L |
| Dec. 15 | at Louisville | NR/14 | 64-71 | L |
| Dec. 21 | 1 EAST TENNESSEE STATE | NR/NR | 69-54 | W |
| Dec. 22 | 1 CINCINNATI | NR/NR | 66-55 | W |
| Dec. 31 | 2 vs. Kansas | NR/12 | 92-89 | W |
| Jan. 2 | * AUBURN | NR/NR | 68-61 | W |
| Jan. 5 | NC STATE | NR/17 | 78-62 | W |
| Jan. 7 | * VANDERBILT | NR/NR | 75-58 | W |
| Jan. 9 | * at Ole Miss | NR/NR | 57-45 | W |
| Jan. 12 | * at Alabama | NR/NR | 58-60 | L |
| Jan. 16 | * MISSISSIPPI STATE | NR/NR | 58-57 | W |
| Jan. 19 | * FLORIDA | NR/NR | 55-67 | L |
| Jan. 23 | * at Georgia | NR/NR | 73-81 | L |
| Jan. 27 | * at Tennessee | NR/NR | 65-81 | L |
| Jan. 31 | * LSU | NR/NR | 53-43 | W |
| Feb. 2 | * at Auburn | NR/NR | 49-47 | W OT |
| Feb. 7 | * at Vanderbilt | NR/NR | 68-62 | W |
| Feb. 9 | * OLE MISS | NR/NR | 67-52 | W |
| Feb. 13 | * ALABAMA | NR/NR | 51-48 | W |
| Feb. 16 | * at Mississippi State | NR/NR | 69-82 | L |
| Feb. 20 | * at Florida | NR/NR | 76-68 | W |
| Feb. 24 | * GEORGIA | NR/18 | 77-79 | L |
| Feb. 28 | * TENNESSEE | NR/NR | 92-67 | W |
| Mar. 2 | * at LSU | NR/NR | 61-67 | L |

SEC Tournament (Birmingham, Ala.)

| | | | | |
|--------|---------------|-------|-------|---|
| Mar. 7 | 3 vs. Florida | NR/NR | 55-58 | L |
|--------|---------------|-------|-------|---|

NCAA First/Second Round (Salt Lake City)

| | | | | |
|---------|------------------|-------|-------|---|
| Mar. 14 | 4 vs. Washington | NR/NR | 66-58 | W |
|---------|------------------|-------|-------|---|

| | | | | |
|---------|------------|------|-------|---|
| Mar. 16 | 4 vs. UNLV | NR/9 | 64-61 | W |
|---------|------------|------|-------|---|

NCAA West Regional (Denver)

| | | | | |
|---------|------------------|------|-------|---|
| Mar. 22 | 5 vs. St. John's | NR/3 | 70-86 | L |
|---------|------------------|------|-------|---|

2037-1976

- 1 UK Invitation Tournament (Lexington, Ky.)
- 2 Freedom Hall (Louisville, Ky.)
- 3 Birmingham-Jefferson Civic Center (Birmingham, Ala.)
- 4 Huntsman Center (Salt Lake City)
- 5 McNichols Arena (Denver)

LEADING SCORERS

| | |
|-----------------------------|------|
| Kenny Walker (6-8 Jr. F) | 22.9 |
| Ed Davender (6-1 Fr. G) | 8.5 |
| Winston Bennett (6-7 So. F) | 7.2 |
| Bret Bearup (6-9 Sr. C) | 6.3 |
| James Blackmon (6-2 So. G) | 5.4 |
| Roger Harden (6-1 Jr. G) | 5.3 |

EDDIE SUTTON ERA (1986-89)**1985-86 (32-4, 17-1 SEC)**

SEC Champions | SEC Tournament Champions | Ranked 3rd AP, 3rd UPI

Coach: Eddie Sutton

Captains: Kenny Walker, Roger Harden and Leroy Byrd

| | | | | |
|---------|--------------------|-------|-------|---|
| Nov. 22 | NORTHWESTERN STATE | 11/NR | 77-58 | W |
| Nov. 26 | at Chaminade | 10/NR | 89-57 | W |
| Nov. 27 | at Hawaii | 10/NR | 98-65 | W |
| Dec. 3 | Cincinnati | 9/NR | 84-54 | W |
| Dec. 7 | Indiana | 9/19 | 63-58 | W |
| Dec. 14 | at Kansas | 9/7 | 66-83 | L |
| Dec. 20 | 1 EAST CAROLINA | 13/NR | 86-52 | W |
| Dec. 21 | 1 PEPPERDINE | 13/NR | 88-56 | W |
| Dec. 28 | LOUISVILLE | 13/15 | 69-64 | W |
| Dec. 30 | 2 vs. VMI | 13/NR | 93-55 | W |

| | | | | |
|---------|------------------------|-------|-------|---|
| Jan. 4 | * at Vanderbilt | 12/NR | 80-71 | W |
| Jan. 6 | * at Auburn | 12/NR | 56-60 | L |
| Jan. 8 | * OLE MISS | 11/NR | 75-58 | W |
| Jan. 11 | * ALABAMA | 11/NR | 76-52 | W |
| Jan. 15 | * at Mississippi State | 11/NR | 64-52 | W |
| Jan. 18 | * at Florida | 11/NR | 72-55 | W |
| Jan. 23 | * GEORGIA | 11/NR | 74-69 | W |
| Jan. 25 | * TENNESSEE | 11/NR | 74-57 | W |
| Jan. 29 | * at LSU | 8/17 | 54-52 | W |
| Jan. 31 | * AUBURN | 8/NR | 81-71 | W |
| Feb. 2 | at NC State | 8/NR | 51-54 | L |
| Feb. 5 | * VANDERBILT | 12/NR | 73-65 | W |
| Feb. 8 | * at Ole Miss | 12/NR | 62-58 | W |
| Feb. 13 | * at Alabama | 11/18 | 73-71 | W |
| Feb. 15 | * MISSISSIPPI STATE | 11/NR | 88-62 | W |
| Feb. 19 | * FLORIDA | 8/NR | 80-69 | W |
| Feb. 22 | * at Georgia | 8/NR | 80-75 | W |
| Feb. 27 | * at Tennessee | 5/NR | 62-60 | W |
| Mar. 1 | * LSU | 5/NR | 68-57 | W |

SEC Tournament (Lexington, Ky.)

| | | | | |
|--------|------------|------|-------|---|
| Mar. 6 | 3 OLE MISS | 3/NR | 95-69 | W |
|--------|------------|------|-------|---|

| | | | | |
|--------|-------|------|-------|---|
| Mar. 7 | 3 LSU | 3/NR | 61-58 | W |
|--------|-------|------|-------|---|

| | | | | |
|--------|-----------|------|-------|---|
| Mar. 8 | 3 ALABAMA | 3/NR | 83-72 | W |
|--------|-----------|------|-------|---|

NCAA First/Second Round (Charlotte, N.C.)

| | | | | |
|---------|----------------|------|-------|---|
| Mar. 14 | 4 vs. Davidson | 3/NR | 75-55 | W |
|---------|----------------|------|-------|---|

| | | | | |
|---------|------------------------|------|-------|---|
| Mar. 16 | 4 vs. Western Kentucky | 3/NR | 71-64 | W |
|---------|------------------------|------|-------|---|

NCAA Southeast Regional (Atlanta)

| | | | | |
|---------|---------------|------|-------|---|
| Mar. 20 | 5 vs. Alabama | 3/NR | 68-63 | W |
|---------|---------------|------|-------|---|

| | | | | |
|---------|-----------|------|-------|---|
| Mar. 22 | 5 vs. LSU | 3/NR | 57-59 | L |
|---------|-----------|------|-------|---|

2666-2210

- 1 UK Invitation Tournament (Lexington, Ky.)
- 2 Freedom Hall (Louisville, Ky.)
- 3 Rupp Arena (Lexington, Ky.)
- 4 Charlotte Coliseum (Charlotte, N.C.)
- 5 The Omni (Atlanta)

LEADING SCORERS

| | |
|-----------------------------|------|
| Kenny Walker (6-8 Sr. F) | 20.0 |
| Winston Bennett (6-7 Jr. F) | 12.7 |
| Ed Davender (6-2 So. G) | 11.5 |
| James Blackmon (6-3 Jr. G) | 9.4 |
| Roger Harden (6-1 Sr. G) | 6.8 |

1986 Japan Tour

(Not counted in Won-Loss Record)

| | | | |
|----------------------------------|--------------------------|-------|---|
| June 21 | *Japan | 80-55 | W |
| June 22 | *Finland | 87-67 | W |
| June 24 | Finland (Sendai) | 82-65 | W |
| June 26 | Japan (Niigata) | 79-73 | W |
| June 28 | Finland (Ohtsu) | 80-56 | W |
| June 29 | Czechoslovakia (Sapporo) | 74-80 | L |
| July 2 | S. China (Hong Kong) | 87-45 | W |
| * Kirin World Tournament (Tokyo) | | | |

1986-87 (18-11, 10-8 SEC)**UKIT Champions**

Coach: Eddie Sutton | Captains: James Blackmon, Paul Andrews

| | | | | |
|---------|------------------------|-------|-------|---|
| Nov. 29 | AUSTIN PEAY | 11/NR | 71-69 | W |
| Dec. 2 | TEXAS TECH | 13/NR | 66-60 | W |
| Dec. 6 | at Indiana | 13/3 | 66-71 | L |
| Dec. 13 | LAMAR | 19/NR | 71-56 | W |
| Dec. 19 | 1 IONA | 18/NR | 75-59 | W |
| Dec. 20 | 1 BOSTON U. | 18/NR | 81-69 | W |
| Dec. 27 | at Louisville | 18/NR | 85-51 | W |
| Dec. 30 | 2* vs. Georgia | 11/NR | 65-69 | L |
| Jan. 3 | * at Auburn | 11/5 | 63-60 | W |
| Jan. 7 | * ALABAMA | 9/NR | 55-69 | L |
| Jan. 10 | * at Tennessee | 9/NR | 68-75 | L |
| Jan. 12 | * at Mississippi State | 9/NR | 57-49 | W |
| Jan. 14 | * FLORIDA | NR/NR | 67-62 | W |
| Jan. 18 | * LSU | NR/NR | 41-76 | L |
| Jan. 21 | * at Vanderbilt | NR/NR | 71-65 | W |
| Jan. 25 | * NAVY | NR/18 | 80-69 | W |
| Jan. 29 | * at Ole Miss | NR/NR | 65-76 | L |
| Jan. 31 | * MISSISSIPPI STATE | NR/NR | 50-36 | W |



| | | | | | |
|---------|---|------------|-------|-------|------|
| Feb. 4 | * | AUBURN | NR/20 | 75-71 | W |
| Feb. 7 | * | at Alabama | NR/9 | 70-69 | W |
| Feb. 11 | * | TENNESSEE | NR/NR | 91-84 | W OT |
| Feb. 14 | * | at Florida | NR/19 | 56-74 | L |
| Feb. 19 | * | VANDERBILT | NR/NR | 65-54 | W |
| Feb. 21 | * | at LSU | NR/NR | 52-65 | L |
| Feb. 25 | * | at Georgia | NR/NR | 71-79 | L |
| Feb. 28 | * | OLE MISS | NR/NR | 64-63 | W |
| Mar. 1 | | OKLAHOMA | NR/12 | 75-74 | W |

| SEC Tournament (Atlanta) | | | | | |
|------------------------------------|---|----------------|-------|-------|---|
| Mar. 6 | 3 | vs. Auburn | NR/NR | 72-79 | L |
| NCAA First/Second Rounds (Atlanta) | | | | | |
| Mar. 13 | 3 | vs. Ohio State | NR/NR | 77-91 | L |
| 1965-1944 | | | | | |

- 1 UK Invitation Tournament (Lexington, Ky.)
- 2 Freedom Hall (Louisville, Ky.)
- 3 The Omni (Atlanta)

| LEADING SCORERS | |
|-----------------------------|------|
| Rex Chapman (6-4 Fr. G) | 16.0 |
| Ed Davender (6-3 Jr. G) | 15.2 |
| Richard Madison (6-7 Jr. F) | 9.1 |
| James Blackmon (6-3 Sr. G) | 8.4 |
| Robert Lock(6-11 Jr. C) | 7.5 |

1987-88 (25-5, 13-5 SEC)*

| UKIT Champions Ranked 6th AP, 6th UPI | | | | | |
|---|--|--|--|--|--|
| Coach: Eddie Sutton Captains: Winston Bennett, Ed Davender, Cedric Jenkins, Rob Lock, Richard Madison | | | | | |

| | | | | | |
|---------|---|----------------------|-------|--------|------|
| Nov. 28 | | HAWAII | 5/NR | 86-59 | W |
| Dec. 1 | | CINCINNATI | 2/NR | 101-77 | W |
| Dec. 5 | 1 | vs. Indiana | 2/5 | 82-76 | W OT |
| Dec. 12 | | LOUISVILLE | 1/NR | 76-75 | W |
| Dec. 18 | 2 | MIAMI (OHIO) | 1/NR | 85-71 | W |
| Dec. 19 | 2 | CHARLOTTE | 1/NR | 84-81 | W |
| Dec. 28 | | ALASKA | 2/NR | 100-58 | W |
| Dec. 31 | * | VANDERBILT | 2/NR | 81-74 | W |
| Jan. 2 | * | at Georgia | 2/NR | 84-77 | W |
| Jan. 6 | * | MISSISSIPPI STATE | 1/NR | 93-52 | W |
| Jan. 9 | * | AUBURN | 1/NR | 52-53 | L |
| Jan. 13 | * | at Alabama | 5/NR | 63-55 | W |
| Jan. 16 | * | TENNESSEE | 5/NR | 83-65 | W |
| Jan. 20 | * | FLORIDA | 4/NR | 56-58 | L |
| Jan. 23 | * | at LSU | 4/NR | 76-61 | W |
| Jan. 27 | * | at Vanderbilt | 9/NR | 66-83 | L |
| Jan. 31 | 3 | vs. Notre Dame | 9/NR | 78-69 | W |
| Feb. 3 | * | OLE MISS | 10/NR | 94-65 | W |
| Feb. 6 | * | at Mississippi State | 10/NR | 83-59 | W |
| Feb. 10 | * | at Auburn | 10/NR | 69-62 | W |
| Feb. 13 | * | ALABAMA | 10/NR | 82-68 | W |
| Feb. 17 | * | at Tennessee | 9/NR | 70-72 | L |
| Feb. 20 | * | at Florida | 9/NR | 76-83 | L |
| Feb. 24 | * | LSU | 12/NR | 95-69 | W |
| Feb. 28 | | SYRACUSE | 12/10 | 62-58 | W |
| Mar. 2 | * | GEORGIA | 8/NR | 80-72 | W |
| Mar. 5 | * | at Ole Miss | 8/NR | 78-71 | W |

| SEC Tournament (Baton Rouge, La.) | | | | | |
|-----------------------------------|---|--------------|------|-------|---|
| Mar. 11 | 4 | vs. Ole Miss | 6/NR | 82-64 | W |
| Mar. 12 | 4 | vs. LSU | 6/NR | 86-80 | W |
| Mar. 13 | 4 | vs. Georgia | 6/NR | 62-57 | W |
| 2365-2024 | | | | | |

- 1 RCA Dome (Indianapolis)
- 2 UK Invitation Tournament (Lexington, Ky.)
- 3 Freedom Hall (Louisville, Ky.)
- 4 Pete Maravich Assembly Center (Baton Rouge, La.)

| LEADING SCORERS | |
|-----------------------------|------|
| Rex Chapman (6-4 So. G) | 19.0 |
| Ed Davender (6-3 Sr. G) | 15.7 |
| Winston Bennett (6-7 Sr. F) | 15.3 |
| Rob Lock (6-11 Sr. C) | 10.9 |
| Eric Manuel (6-6 Fr. F) | 7.1 |

*As part of sanctions imposed upon the UK basketball program in 1989, the NCAA ordered Kentucky to erase from the record three NCAA Tournament games from the 1987-88 season. Kentucky's 99-84 win over Southern, a 90-81 win over Maryland and an 80-74 loss to Villanova have been deleted from the records, thus changing the 1987-88 season record from 27-6 to 25-5.

The presidents of the Southeastern Conference institutions voted to strip Kentucky of the 1987-88 SEC regular season and SEC Tournament championships. Kentucky was not forced to forfeit any of those regular season or tournament games.

1988-89 (13-19, 8-10 SEC)

| | | | | | |
|---|---|----------------------|-------|-------|---|
| Coach: Eddie Sutton Captain: Mike Scott | | | | | |
| Nov. 19 | 1 | vs. Duke | NR/1 | 55-80 | L |
| Nov. 25 | 2 | vs. Iona | NR/NR | 56-54 | W |
| Nov. 26 | 2 | vs. Seton Hall | NR/NR | 60-63 | L |
| Nov. 28 | 2 | vs. California | NR/NR | 89-71 | W |
| Dec. 3 | 3 | vs. Notre Dame | NR/NR | 65-81 | L |
| Dec. 7 | | NORTHWESTERN STATE | NR/NR | 82-85 | L |
| Dec. 10 | | WESTERN CAROLINA | NR/NR | 78-60 | W |
| Dec. 16 | 4 | BOWLING GREEN | NR/NR | 54-56 | L |
| Dec. 17 | 4 | MARSHALL | NR/NR | 91-78 | W |
| Dec. 20 | | INDIANA | NR/NR | 52-75 | L |
| Dec. 27 | 5 | vs. Austin Peay | NR/NR | 85-77 | W |
| Dec. 31 | | at Louisville | NR/14 | 75-97 | L |
| Jan. 4 | * | GEORGIA | NR/20 | 76-65 | W |
| Jan. 7 | * | VANDERBILT | NR/NR | 70-61 | W |
| Jan. 12 | * | at Florida | NR/NR | 69-56 | W |
| Jan. 14 | * | LSU | NR/NR | 62-64 | L |
| Jan. 18 | * | at Alabama | NR/NR | 64-76 | L |
| Jan. 21 | * | at Tennessee | NR/18 | 66-65 | W |
| Jan. 25 | * | AUBURN | NR/NR | 86-76 | W |
| Jan. 28 | * | at Ole Miss | NR/NR | 65-70 | L |
| Feb. 1 | * | MISSISSIPPI STATE | NR/NR | 73-61 | W |
| Feb. 5 | * | at Georgia | NR/NR | 72-84 | L |
| Feb. 8 | * | at Vanderbilt | NR/NR | 51-81 | L |
| Feb. 11 | * | FLORIDA | NR/NR | 53-59 | L |
| Feb. 15 | * | at LSU | NR/20 | 80-99 | L |
| Feb. 18 | * | ALABAMA | NR/NR | 67-71 | L |
| Feb. 20 | * | at Auburn | NR/NR | 75-77 | L |
| Feb. 22 | * | TENNESSEE | NR/NR | 76-71 | W |
| Feb. 26 | | at Syracuse | NR/6 | 73-89 | L |
| Mar. 1 | * | OLE MISS | NR/NR | 70-69 | W |
| Mar. 4 | * | at Mississippi State | NR/NR | 67-68 | L |

| SEC Tournament (Knoxville, Tenn.) | | | | | |
|-----------------------------------|---|----------------|-------|-------|---|
| Mar. 10 | 6 | vs. Vanderbilt | NR/NR | 63-77 | L |
| 2220-2316 | | | | | |

- 1 Tip-Off Classic (Springfield, Mass.)
- 2 Great Alaska Shootout (Anchorage, Alaska)
- 3 RCA Dome (Indianapolis)
- 4 UK Invitation Tournament (Lexington, Ky.)
- 5 Freedom Hall (Louisville, Ky.)
- 6 Thompson-Boling Arena (Knoxville, Tenn.)

| LEADING SCORERS | |
|----------------------------|------|
| LeRon Ellis (6-10 So. C) | 16.0 |
| Chris Mills (6-7 Fr. F) | 14.3 |
| Derrick Miller (6-5 Jr. G) | 13.9 |
| Reggie Hanson (6-7 So. F) | 9.8 |
| Sean Sutton (6-1 So. G) | 5.9 |

RICK PITINO ERA (1990-97)

1989-90 (14-14, 10-8 SEC)

| | | | | | |
|--|---|-------------------|-------|---------|------|
| Coach: Rick Pitino Captain: Derrick Miller | | | | | |
| Nov. 28 | | OHIO | NR/NR | 76-73 | W |
| Dec. 2 | 1 | vs. Indiana | NR/14 | 69-71 | L |
| Dec. 4 | * | MISSISSIPPI STATE | NR/NR | 102-97 | W |
| Dec. 6 | | TENNESSEE TECH | NR/NR | 111-75 | W |
| Dec. 9 | | at Kansas | NR/2 | 95-150 | L |
| Dec. 19 | | FURMAN | NR/NR | 104-73 | W |
| Dec. 22 | 2 | PORTLAND | NR/NR | 88-71 | W |
| Dec. 23 | 2 | UL LAFAYETTE | NR/NR | 113-116 | L OT |



| | | | | | |
|---------|---|-------------------|------|--------|---|
| Jan. 5 | * | at Georgia | 2/NR | 74-59 | W |
| Jan. 9 | * | TENNESSEE | 2/NR | 84-70 | W |
| Jan. 13 | * | at Vanderbilt | 1/NR | 86-101 | L |
| Jan. 19 | * | at Alabama | 4/NR | 73-59 | W |
| Jan. 23 | * | at South Carolina | 4/NR | 108-82 | W |
| Jan. 26 | * | LSU | 4/NR | 105-67 | W |
| Jan. 30 | * | FLORIDA | 4/NR | 71-48 | W |
| Feb. 3 | * | MISSISSIPPI STATE | 2/NR | 87-63 | W |
| Feb. 6 | * | VANDERBILT | 2/11 | 82-67 | W |
| Feb. 10 | * | at Arkansas | 2/14 | 94-101 | L |
| Feb. 13 | * | at Notre Dame | 2/NR | 81-62 | W |
| Feb. 17 | * | SOUTH CAROLINA | 2/NR | 87-66 | W |
| Feb. 20 | * | GEORGIA | 2/NR | 86-70 | W |
| Feb. 24 | * | at Tennessee | 2/NR | 77-78 | L |
| Feb. 27 | * | AUBURN | 2/NR | 80-78 | W |
| Mar. 3 | * | at Ole Miss | 5/NR | 98-66 | W |
| Mar. 7 | * | at Florida | 5/NR | 85-77 | W |

| SEC Tournament (Lexington, Ky.) | | | | | |
|---|---|---------------|------|--------|------|
| Mar. 12 | 3 | TENNESSEE | 4/NR | 101-40 | W |
| Mar. 13 | 3 | ARKANSAS | 4/14 | 92-81 | W |
| Mar. 14 | 3 | LSU | 4/NR | 82-65 | W |
| NCAA First/Second Rounds (Nashville, Tenn.) | | | | | |
| Mar. 19 | 4 | Rider | 2/NR | 96-52 | W |
| Mar. 21 | 4 | Utah | 2/19 | 83-62 | W |
| NCAA Southeast Regional (Charlotte, N.C.) | | | | | |
| Mar. 25 | 5 | Wake Forest | 2/16 | 103-69 | W |
| Mar. 27 | 5 | Florida State | 2/11 | 106-81 | W |
| NCAA Final Four (New Orleans) | | | | | |
| A.3 | 6 | Michigan | 2/3 | 78-81 | L OT |

2975-2374

- 1 ECAC Holiday Festival (Madison Square Garden, New York)
- 2 Freedom Hall (Louisville, Ky.)
- 3 Rupp Arena (Lexington, Ky.)
- 4 Memorial Gymnasium (Nashville, Tenn.)
- 5 Charlotte Coliseum (Charlotte, N.C.)
- 6 Louisiana Superdome (New Orleans)

LEADING SCORERS

| | |
|----------------------------|------|
| Jamal Mashburn (6-8 Jr. F) | 21.0 |
| Travis Ford (5-9 Jr. G) | 13.6 |
| Dale Brown (6-2 Sr. G) | 9.4 |
| Rodrick Rhodes (6-6 Fr. F) | 9.1 |
| Rodney Dent (6-10 Jr. C) | 6.4 |

1993-94 (27-7, 12-4 SEC)

SEC East Co-Champions | SEC Tournament Champions | Maui Invitational Champions | Ranked 7th AP, 8th CNN/USA Today

Coach: Rick Pitino

Captains: Travis Ford, Gimel Martinez, Jeff Brassow

| | | | | |
|---------|------------------------|-------|--------|------|
| Nov. 27 | LOUISVILLE | 2/7 | 78-70 | W |
| Dec. 1 | TENNESSEE TECH | 1/NR | 115-77 | W |
| Dec. 4 | 1 vs. Indiana | 1/21 | 84-96 | L |
| Dec. 8 | EASTERN KENTUCKY | 6/NR | 107-78 | W |
| Dec. 17 | MOREHEAD STATE | 5/NR | 97-61 | W |
| Dec. 21 | 2 vs. Texas | 5/NR | 86-61 | W |
| Dec. 22 | 2 vs. Ohio State | 5/NR | 100-88 | W |
| Dec. 23 | 2 vs. Arizona | 5/13 | 93-92 | W |
| Dec. 28 | SAN FRANCISCO | 5/NR | 110-83 | W |
| Dec. 30 | ROBERT MORRIS | 5/NR | 92-67 | W |
| Jan. 4 | * VANDERBILT | 4/22 | 107-82 | W |
| Jan. 6 | NOTRE DAME | 4/NR | 84-59 | W |
| Jan. 8 | * at Georgia | 4/NR | 90-94 | L OT |
| Jan. 12 | 3* Ole Miss | 8/NR | 98-64 | W |
| Jan. 15 | * TENNESSEE | 8/NR | 93-74 | W |
| Jan. 18 | * at Florida | 7/NR | 57-59 | L |
| Jan. 22 | * at Mississippi State | 7/NR | 86-70 | W |
| Jan. 26 | * SOUTH CAROLINA | 9/NR | 79-67 | W |
| Jan. 30 | * at Auburn | 9/NR | 91-74 | W |
| Feb. 2 | * ALABAMA | 7/NR | 82-67 | W |
| Feb. 6 | 4 vs. UMKass | 7/11 | 67-64 | W |
| Feb. 9 | * ARKANSAS | 4/3 | 82-90 | L |
| Feb. 12 | at Syracuse | 4/14 | 85-93 | L |
| Feb. 15 | * at LSU | 11/NR | 99-95 | W |
| Feb. 19 | * at Vanderbilt | 11/NR | 77-69 | W |

| | | | | | |
|---------|---|-------------------|------|-------|---|
| Feb. 23 | * | at Tennessee | 7/NR | 77-73 | W |
| Feb. 27 | * | GEORGIA | 7/NR | 80-59 | W |
| Mar. 2 | * | FLORIDA | 7/19 | 80-77 | W |
| Mar. 5 | * | at South Carolina | 7/NR | 74-75 | L |

| SEC Tournament (Memphis, Tenn.) | | | | | |
|---------------------------------|---|-----------------------|-------|-------|---|
| Mar. 11 | 5 | vs. Mississippi State | 10/NR | 95-76 | W |
| Mar. 12 | 5 | vs. Arkansas | 10/1 | 90-78 | W |
| Mar. 13 | 5 | vs. Florida | 10/17 | 73-60 | W |

| NCAA First/Second Rounds (St. Petersburg, Fla.) | | | | | |
|---|---|---------------------|------|-------|---|
| Mar. 18 | 6 | vs. Tennessee State | 7/NR | 83-70 | W |
| Mar. 20 | 6 | vs. Marquette | 7/21 | 63-75 | L |

2954-2537

- 1 RCA Dome (Indianapolis)
- 2 Maui Invitational (Maui, Hawaii)
- 3 Freedom Hall (Louisville, Ky.)
- 4 Continental Arena (East Rutherford, N.J.)
- 5 The Pyramid (Memphis, Tenn.)
- 6 Tropicana Field (St. Petersburg, Fla.)

LEADING SCORERS

| | |
|-----------------------------|------|
| Tony Delk (6-1 So. G) | 16.6 |
| Rodrick Rhodes (6-7 So., F) | 14.6 |
| Travis Ford (5-9 Sr. G) | 11.3 |
| Jared Prickett (6-9 So. F) | 8.2 |
| Andre Riddick (6-9 Jr. C) | 7.9 |

1994-95 (28-5, 14-2 SEC)

SEC Champions | SEC East Champions | SEC Tournament Champions | Ranked 2nd AP, 5th CNN/USA Today

Coach: Rick Pitino

Captains: Tony Delk, Mark Pope, Rodrick Rhodes

| | | | | |
|---------|---------------------|------|--------|---|
| Nov. 26 | UT MARTIN | 4/NR | 124-50 | W |
| Nov. 30 | OHIO | 3/14 | 79-74 | W |
| Dec. 3 | 1 vs. UCLA | 3/5 | 81-82 | L |
| Dec. 7 | 2 vs. Indiana | 7/NR | 73-70 | W |
| Dec. 10 | BOSTON U. | 7/NR | 90-49 | W |
| Dec. 17 | 3 vs. Texas Tech | 6/NR | 83-68 | W |
| Dec. 27 | MARSHALL | 5/NR | 116-75 | W |
| Jan. 1 | at Louisville | 5/NR | 86-88 | L |
| Jan. 4 | * AUBURN | 8/NR | 98-64 | W |
| Jan. 7 | * at South Carolina | 8/NR | 80-55 | W |
| Jan. 10 | * at Florida | 7/15 | 83-67 | W |
| Jan. 14 | * GEORGIA | 7/NR | 83-71 | W |
| Jan. 18 | 4* vs. Ole Miss | 5/NR | 82-65 | W |
| Jan. 21 | * VANDERBILT | 5/NR | 81-68 | W |
| Jan. 25 | * TENNESSEE | 5/NR | 69-50 | W |
| Jan. 29 | * at Arkansas | 5/9 | 92-94 | L |
| Feb. 1 | * SOUTH CAROLINA | 6/NR | 90-72 | W |
| Feb. 5 | SYRACUSE | 6/10 | 77-71 | W |
| Feb. 8 | * at Tennessee | 5/NR | 68-48 | W |
| Feb. 12 | at Notre Dame | 5/NR | 97-58 | W |
| Feb. 14 | * MISSISSIPPI STATE | 4/23 | 71-76 | L |
| Feb. 18 | * FLORIDA | 4/NR | 87-77 | W |
| Feb. 21 | * at Alabama | 6/20 | 72-52 | W |
| Feb. 25 | * at Vanderbilt | 6/NR | 71-60 | W |
| Mar. 1 | * at Georgia | 5/NR | 97-74 | W |
| Mar. 4 | * LSU | 5/NR | 127-80 | W |

| SEC Tournament (Atlanta) | | | | | |
|--------------------------|---|--------------|------|-------|------|
| Mar. 10 | 5 | vs. Auburn | 3/NR | 93-81 | W |
| Mar. 11 | 5 | vs. Florida | 3/NR | 86-72 | W |
| Mar. 12 | 5 | vs. Arkansas | 3/5 | 95-93 | W OT |

| NCAA First/Second Rounds (Memphis, Tenn.) | | | | | |
|---|---|----------------------|------|--------|---|
| Mar. 16 | 6 | vs. Mount St. Mary's | 2/NR | 113-67 | W |
| Mar. 18 | 6 | vs. Tulane | 2/NR | 82-60 | W |

| NCAA Southeast Regional (Birmingham, Ala.) | | | | | |
|--|---|--------------------|------|-------|---|
| Mar. 23 | 7 | vs. Arizona State | 2/16 | 97-73 | W |
| Mar. 25 | 7 | vs. North Carolina | 2/4 | 61-74 | L |

2884-2278



ALL-TIME RESULTS

- 1 Wooden Classic (Arrowhead Pond | Anaheim, Calif.)
- 2 Freedom Hall (Louisville, Ky.)
- 3 US Bank Arena (Cincinnati)
- 4 The Pyramid (Memphis, Tenn.)
- 5 Georgia Dome (Atlanta)
- 6 The Pyramid (Memphis, Tenn.)
- 7 Birmingham-Jefferson Civic Center (Birmingham, Ala.)

LEADING SCORERS

| | |
|----------------------------|------|
| Tony Delk (6-1 Jr. G) | 16.7 |
| Rodrick Rhodes (6-7 Jr. F) | 12.9 |
| Walter McCarty (6-9 Jr. F) | 10.5 |
| Jeff Sheppard (6-4 So. G) | 8.3 |
| Mark Pope (6-10 Jr. C) | 8.2 |

1995 Italy Tour**(Not counted in Won-Loss Record)**

| | | | |
|---------|------------------------|---------|---|
| Aug. 14 | at Cagiva Varese | 123-114 | W |
| Aug. 16 | at Venice Reyer | 113-78 | W |
| Aug. 17 | Russia Dinamo (Venice) | 116-81 | W |
| Aug. 18 | at Montecatini | 115-123 | L |
| Aug. 21 | Siena (Scauri) | 115-86 | W |

1995-96 (34-2, 16-0 SEC)

National Champions | SEC Champions | SEC East Champions | ECAC Holiday Festival Champions | Ranked 1st CNN/USA Today, 2nd AP

Coach: Rick Pitino

Captains: Tony Delk, Walter McCarty, Mark Pope

| | | | | | |
|---------|---|----------------------|------|--------|---|
| Nov. 24 | 1 | vs. Maryland | 1/14 | 96-84 | W |
| Nov. 28 | 2 | vs. UMass | 1/5 | 82-92 | L |
| Dec. 2 | 3 | vs. Indiana | 1/NR | 89-82 | W |
| Dec. 6 | | WISCONSIN-GREEN BAY | 5/NR | 74-62 | W |
| Dec. 9 | | GEORGIA TECH | 5/16 | 83-60 | W |
| Dec. 16 | | MOREHEAD STATE | 5/NR | 96-32 | W |
| Dec. 19 | 4 | vs. Marshall | 4/NR | 118-99 | W |
| Dec. 23 | | LOUISVILLE | 4/25 | 89-66 | W |
| Dec. 27 | 5 | vs. Rider | 2/NR | 90-65 | W |
| Dec. 29 | 5 | vs. Iona | 2/NR | 106-79 | W |
| Jan. 3 | * | at South Carolina | 2/NR | 89-60 | W |
| Jan. 6 | * | OLE MISS | 2/NR | 90-60 | W |
| Jan. 9 | * | at Mississippi State | 2/12 | 74-56 | W |
| Jan. 13 | * | TENNESSEE | 2/NR | 61-44 | W |
| Jan. 16 | * | at LSU | 2/NR | 129-97 | W |
| Jan. 20 | | TCU | 2/NR | 124-80 | W |
| Jan. 24 | * | at Georgia | 2/NR | 82-77 | W |
| Jan. 27 | * | SOUTH CAROLINA | 2/NR | 89-57 | W |
| Feb. 3 | * | FLORIDA | 2/NR | 77-63 | W |
| Feb. 7 | * | at Vanderbilt | 2/NR | 120-81 | W |
| Feb. 11 | * | ARKANSAS | 2/NR | 88-73 | W |
| Feb. 14 | * | GEORGIA | 2/NR | 86-73 | W |
| Feb. 17 | * | at Tennessee | 2/NR | 90-50 | W |
| Feb. 20 | * | ALABAMA | 2/NR | 84-65 | W |
| Feb. 24 | * | at Florida | 2/NR | 94-63 | W |
| Feb. 27 | * | at Auburn | 1/NR | 88-73 | W |
| Mar. 2 | * | VANDERBILT | 1/NR | 101-63 | W |

SEC Tournament (New Orleans)

| | | | | | |
|---------|---|-----------------------|------|--------|---|
| Mar. 8 | 6 | vs. Florida | 1/NR | 100-76 | W |
| Mar. 9 | 6 | vs. Arkansas | 1/NR | 95-75 | W |
| Mar. 10 | 6 | vs. Mississippi State | 1/25 | 73-84 | L |

NCAA First/Second Rounds (Dallas)

| | | | | | |
|---------|---|--------------------|------|--------|---|
| Mar. 14 | 7 | vs. San Jose State | 2/NR | 110-72 | W |
| Mar. 16 | 7 | vs. Virginia Tech | 2/22 | 84-60 | W |

NCAA Midwest Regional (Minneapolis)

| | | | | | |
|---------|---|-----------------|------|--------|---|
| Mar. 21 | 8 | vs. Utah | 2/12 | 101-70 | W |
| Mar. 23 | 8 | vs. Wake Forest | 2/9 | 83-63 | W |

NCAA Final Four (East Rutherford, N.J.)

| | | | | | |
|---------|---|--------------|------|-------|---|
| Mar. 30 | 9 | vs. UMass | 2/1 | 81-74 | W |
| A.1 | 9 | vs. Syracuse | 2/15 | 76-67 | W |

3292-2497

- 1 Tip-Off Classic (Springfield, Mass.)
 - 2 Great Eight (The Palace, Auburn Hills, Mich.)
 - 3 RCA Dome (Indianapolis)
 - 4 Freedom Hall (Louisville, Ky.)
 - 5 ECAC Holiday Festival (Madison Square Garden | New York)
 - 6 Louisiana Superdome (New Orleans)
 - 7 Reunion Arena (Dallas)
 - 8 Hubert H. Humphrey Metrodome (Minneapolis)
 - 9 Continental Arena (East Rutherford, N.J.)
- # UK's 16-0 regular season SEC record was the first perfect league slate since Alabama went 14-0 in 1956.

LEADING SCORERS

| | |
|------------------------------|------|
| Tony Delk (6-1 Sr. G) | 17.8 |
| Antoine Walker (6-8 So. F) | 15.2 |
| Walter McCarty (6-10 Sr. F) | 11.3 |
| Derek Anderson (6-4 Jr. G-F) | 9.4 |
| Ron Mercer (6-7 Fr. F) | 8.0 |

1996-97 (35-5, 13-3 SEC)

National Runner-Up | SEC Tournament Champions | Great Alaska Shootout Champions | Ranked 2nd CNN/USA Today, 5th AP

Coach: Rick Pitino

Captains: Derek Anderson, Anthony Epps, Jared Prickett

| | | | | | |
|---------|----|---------------------------|------|--------|------|
| Nov. 15 | 1 | vs. Clemson | 3/20 | 71-79 | L OT |
| Nov. 28 | 2 | vs. Syracuse | 8/12 | 87-53 | W |
| Nov. 29 | 2 | vs. Alaska Anchorage | 8/NR | 104-72 | W |
| Nov. 30 | 2 | vs. College of Charleston | 8/NR | 92-65 | W |
| Dec. 3 | 3 | vs. Purdue | 6/NR | 101-87 | W |
| Dec. 7 | 4 | vs. Indiana | 6/8 | 99-65 | W |
| Dec. 9 | | WRIGHT STATE | 6/NR | 90-62 | W |
| Dec. 14 | | NOTRE DAME | 3/NR | 80-56 | W |
| Dec. 21 | 5 | vs. Georgia Tech | 3/NR | 88-59 | W |
| Dec. 23 | | UNC ASHEVILLE | 3/NR | 105-51 | W |
| Dec. 28 | 6 | vs. Ohio State | 3/NR | 81-65 | W |
| Dec. 31 | | at Louisville | 3/14 | 74-54 | W |
| Jan. 4 | * | TENNESSEE | 3/NR | 74-40 | W |
| Jan. 7 | * | MISSISSIPPI STATE | 3/NR | 90-61 | W |
| Jan. 9 | | CANISUS | 3/NR | 68-45 | W |
| Jan. 11 | * | at Ole Miss | 3/NR | 69-73 | L |
| Jan. 14 | * | at Georgia | 5/21 | 86-65 | W |
| Jan. 18 | * | AUBURN | 5/NR | 77-53 | W |
| Jan. 22 | 7* | vs. Vanderbilt | 3/NR | 58-46 | W |
| Jan. 26 | * | at Arkansas | 3/NR | 83-73 | W |
| Jan. 29 | * | at Florida | 3/NR | 92-65 | W |
| Feb. 1 | * | GEORGIA | 3/NR | 82-57 | W |
| Feb. 4 | * | at South Carolina | 3/19 | 79-84 | L OT |
| Feb. 6 | | WESTERN CAROLINA | 3/NR | 82-55 | W |
| Feb. 9 | | VILLANOVA | 3/16 | 93-56 | W |
| Feb. 12 | * | LSU | 4/NR | 84-48 | W |
| Feb. 15 | * | FLORIDA | 4/NR | 85-56 | W |
| Feb. 19 | * | at Alabama | 3/NR | 75-61 | W |
| Feb. 22 | * | at Vanderbilt | 3/NR | 82-79 | W |
| Feb. 25 | * | at Tennessee | 3/NR | 74-64 | W |
| Mar. 2 | * | SOUTH CAROLINA | 3/6 | 66-72 | L |

SEC Tournament (Memphis, Tenn.)

| | | | | | |
|--------|---|--------------|------|-------|---|
| Mar. 7 | 8 | vs. Auburn | 6/NR | 92-50 | W |
| Mar. 8 | 8 | vs. Ole Miss | 6/NR | 88-70 | W |
| Mar. 9 | 8 | vs. Georgia | 6/24 | 95-68 | W |

NCAA First/Second Round (Salt Lake City)

| | | | | | |
|---------|---|-------------|------|-------|---|
| Mar. 13 | 9 | vs. Montana | 5/NR | 92-54 | W |
| Mar. 15 | 9 | vs. Iowa | 5/NR | 75-69 | W |

NCAA West Regional (San Jose, Calif.)

| | | | | | |
|---------|----|------------------|------|-------|---|
| Mar. 20 | 10 | vs. St. Joseph's | 5/12 | 83-68 | W |
| Mar. 22 | 10 | vs. Utah | 5/2 | 72-59 | W |

NCAA Final Four (Indianapolis)

| | | | | | |
|---------|---|---------------|------|-------|------|
| Mar. 29 | 1 | vs. Minnesota | 5/3 | 78-69 | W |
| Mar. 31 | 1 | vs. Arizona | 5/15 | 79-84 | L OT |

3325-2512



- 1 RCA Dome (Indianapolis)
- 2 Great Alaska Shootout (Anchorage, Alaska)
- 3 Great Eight (United Center | Chicago)
- 4 Freedom Hall (Louisville, Ky.)
- 5 Georgia Dome (Atlanta)
- 6 Rock 'n Roll Shootout (Gund Arena | Cleveland)
- 7 US Bank Arena (Cincinnati)
- 8 The Pyramid (Memphis, Tenn.)
- 9 Huntsman Center (Salt Lake City)
- 10 San Jose Arena (San Jose, Calif.)

| LEADING SCORERS | | | |
|----------------------------|------|--|--|
| Ron Mercer (6-7 So. G-F) | 18.1 | | |
| Derek Anderson (6-5 Sr. G) | 17.7 | | |
| Scott Padgett (6-9 So. F) | 9.6 | | |
| Anthony Epps (6-2 Sr. G) | 8.9 | | |
| Allen Edwards (6-5 Jr. F) | 8.6 | | |

**ORLANDO "TUBBY" SMITH ERA
(1998-2007)**

1997-98 (35-4, 14-2 SEC)

National Champions | SEC Champions | SEC East Champions | SEC Tournament Champions | Ranked 5th AP, 1st USA Today/ESPN

Coach: Tubby Smith

Captains: Allen Edwards, Cameron Mills, Jeff Sheppard

| | | | | |
|---------|-------------------------|------|-------|---|
| Nov. 20 | MOREHEAD STATE | 9/NR | 88-49 | W |
| Nov. 24 | 1 vs. George Washington | 9/NR | 70-55 | W |
| Nov. 25 | 1 vs. Arizona | 8/1 | 74-89 | L |
| Nov. 26 | 1 vs. Missouri | 8/NR | 77-55 | W |
| Nov. 29 | 2 vs. Clemson | 8/13 | 76-61 | W |
| Dec. 3 | 3 vs. Purdue | 7/6 | 89-75 | W |
| Dec. 6 | 4 vs. Indiana | 7/NR | 75-72 | W |
| Dec. 10 | at Canisius | 4/NR | 81-54 | W |
| Dec. 13 | GEORGIA TECH | 4/24 | 85-71 | W |
| Dec. 20 | TULSA | 4/NR | 74-53 | W |
| Dec. 23 | AMERICAN | 4/NR | 75-52 | W |
| Dec. 27 | LOUISVILLE | 4/NR | 76-79 | L |
| Dec. 30 | at Ohio | 6/NR | 95-58 | W |
| Jan. 3 | * VANDERBILT | 6/NR | 71-62 | W |
| Jan. 6 | * at Georgia | 6/NR | 90-79 | W |
| Jan. 10 | * at Mississippi State | 6/NR | 77-71 | W |
| Jan. 13 | * SOUTH CAROLINA | 6/14 | 91-70 | W |
| Jan. 17 | * ARKANSAS | 6/22 | 80-77 | W |
| Jan. 21 | 5* vs. Alabama | 7/NR | 70-67 | W |
| Jan. 24 | * at Tennessee | 7/NR | 85-67 | W |
| Jan. 27 | * at Vanderbilt | 7/NR | 63-61 | W |
| Feb. 1 | * FLORIDA | 7/NR | 78-86 | L |
| Feb. 4 | * at LSU | 8/NR | 63-61 | W |
| Feb. 8 | at Villanova | 8/NR | 79-63 | W |
| Feb. 11 | * TENNESSEE | 7/NR | 80-74 | W |
| Feb. 14 | * OLE MISS | 7/18 | 64-73 | L |
| Feb. 18 | * at Florida | 8/NR | 79-54 | W |
| Feb. 22 | * GEORGIA | 8/NR | 85-74 | W |
| Feb. 25 | * at Auburn | 7/NR | 83-58 | W |
| Feb. 28 | * at South Carolina | 7/14 | 69-57 | W |

| SEC Tournament (Atlanta) | | | | |
|--------------------------|----------------------|------|-------|---|
| Mar. 6 | 6 vs. Alabama | 7/NR | 82-71 | W |
| Mar. 7 | 6 vs. Arkansas | 7/16 | 99-74 | W |
| Mar. 8 | 6 vs. South Carolina | 7/15 | 86-56 | W |

| NCAA First/Second Rounds (Atlanta) | | | | |
|------------------------------------|----------------------------|------|-------|---|
| Mar. 13 | 6 vs. South Carolina State | 5/NR | 82-67 | W |
| Mar. 15 | 6 vs. Saint Louis | 5/NR | 88-61 | W |

| NCAA South Regional (St. Petersburg, Fla.) | | | | |
|--|------------|------|-------|---|
| Mar. 20 | 7 vs. UCLA | 5/19 | 94-68 | W |
| Mar. 22 | 7 vs. Duke | 5/3 | 86-84 | W |

| NCAA Final Four (San Antonio) | | | | |
|-------------------------------|----------------|------|-------|---|
| Mar. 28 | 8 vs. Stanford | 5/10 | 86-85 | W |
| Mar. 30 | 8 vs. Utah | 5/7 | 78-69 | W |

3123-2612

- 1 EA Sports Maui Invitational (Lahaina Civic Center | Maui, Hawaii)
- 2 Premier Classic (Phoenix)
- 3 Great Eight (United Center | Chicago)
- 4 RCA Dome (Indianapolis)
- 5 Freedom Hall (Louisville, Ky.)
- 6 Georgia Dome (Atlanta)
- 7 Tropicana Field (St. Petersburg, Fla.)
- 8 Alamodome (San Antonio)

| LEADING SCORERS | | | |
|----------------------------|------|--|--|
| Jeff Sheppard (6-3 Sr. G) | 13.7 | | |
| Nazr Mohammed (6-10 Jr. C) | 12.0 | | |
| Scott Padgett (6-9 Jr. F) | 11.5 | | |
| Wayne Turner (6-2 Jr. G) | 9.3 | | |
| Allen Edwards (6-5 Sr. F) | 9.2 | | |

1998-99 (28-9, 11-5 SEC)

SEC Tournament Champions | Ranked 8th AP, t5th USA Today/ESPN

Coach: Tubby Smith

Captains: Heshimu Evans, Scott Padgett, Wayne Turner

| | | | | |
|---------|---------------------|-------|--------|---|
| Nov. 17 | EASTERN KENTUCKY | 4/NR | 99-64 | W |
| Nov. 19 | MERCER | 4/NR | 82-51 | W |
| Nov. 23 | 1 vs. Wright State | 4/NR | 97-75 | W |
| Nov. 26 | 2 vs. Colorado | 4/NR | 64-52 | W |
| Nov. 27 | 2 vs. Pittsburgh | 4/NR | 56-68 | L |
| Nov. 28 | 2 vs. UCL | 4/10 | 66-62 | W |
| Dec. 1 | 3 vs. Kansas | 8/7 | 63-45 | W |
| Dec. 5 | MIAMI (FLA.) | 8/NR | 74-65 | W |
| Dec. 8 | 4 vs. Indiana | 5/11 | 70-61 | W |
| Dec. 12 | MARYLAND | 5/2 | 103-91 | W |
| Dec. 19 | 5 vs. Georgia Tech | 3/NR | 80-39 | W |
| Dec. 22 | 6 vs. Duke | 3/2 | 60-71 | L |
| Dec. 26 | at Louisville | 3/NR | 74-83 | L |
| Dec. 29 | TENNESSEE STATE | 7/NR | 97-47 | W |
| Jan. 2 | * FLORIDA | 7/NR | 93-58 | W |
| Jan. 5 | * at South Carolina | 5/NR | 68-61 | W |
| Jan. 9 | * at Vanderbilt | 5/NR | 73-57 | W |
| Jan. 12 | * TENNESSEE | 6/NR | 46-47 | L |
| Jan. 16 | * at Ole Miss | 6/NR | 63-57 | W |
| Jan. 20 | * AUBURN | 7/6 | 72-62 | W |
| Jan. 23 | * MISSISSIPPI STATE | 7/NR | 76-49 | W |
| Jan. 26 | * at Georgia | 6/NR | 91-83 | W |
| Jan. 30 | * LSU | 6/NR | 86-62 | W |
| Feb. 4 | * at Florida | 5/NR | 68-75 | L |
| Feb. 6 | * at Alabama | 5/NR | 58-62 | L |
| Feb. 13 | * SOUTH CAROLINA | 8/NR | 74-40 | W |
| Feb. 17 | * GEORGIA | 6/NR | 92-71 | W |
| Feb. 20 | * at Arkansas | 6/NR | 70-74 | L |
| Feb. 24 | * VANDERBILT | 13/NR | 88-63 | W |
| Feb. 28 | * at Tennessee | 13/NR | 61-68 | L |

| SEC Tournament (Atlanta) | | | | |
|--------------------------|----------------|-------|-------|---|
| Mar. 5 | 5 vs. Ole Miss | 14/NR | 83-73 | W |
| Mar. 6 | 5 vs. Auburn | 14/4 | 69-57 | W |
| Mar. 7 | 5 vs. Arkansas | 14/22 | 76-63 | W |

| NCAA First/Second Rounds (New Orleans) | | | | |
|--|------------------------|------|-------|---|
| Mar. 12 | 7 vs. New Mexico State | 8/25 | 82-60 | W |
| Mar. 14 | 7 vs. Kansas | 8/22 | 92-88 | W |

| NCAA Midwest Regional (St. Louis) | | | | |
|-----------------------------------|----------------------|------|-------|---|
| Mar. 19 | 8 vs. Miami (Ohio) | 8/NR | 58-43 | W |
| Mar. 21 | 8 vs. Michigan State | 8/2 | 66-73 | L |

2790-2320

- 1 US Bank Arena (Cincinnati)
- 2 San Juan Shootout (Bayamone, P.R.)
- 3 Great Eight (United Center | Chicago)
- 4 Freedom Hall (Louisville, Ky.)
- 5 Georgia Dome (Atlanta)
- 6 Jimmy V Classic (Continental Arena | E. Rutherford, N.J.)
- 7 Louisiana Superdome (New Orleans)
- 8 Edward Jones Dome (St. Louis)

| LEADING SCORERS | | | |
|---------------------------|------|--|--|
| Scott Padgett (6-9 Sr. F) | 12.6 | | |
| Heshimu Evans (6-6 Sr. F) | 11.8 | | |
| Wayne Turner (6-2 Sr. G) | 10.5 | | |



| SEC Tournament (Atlanta) | | | | | | |
|--------------------------------------|---|--------------------|-------|-------|---|--|
| Mar. 8 | 6 | vs. South Carolina | 12/NR | 57-70 | L | |
| NCAA First/Second Rounds (St. Louis) | | | | | | |
| Mar. 14 | 7 | vs. Valparaiso | 16/NR | 83-68 | W | |
| Mar. 16 | 7 | vs. Tulsa | 16/NR | 87-82 | W | |
| NCAA East Regional (Syracuse, N.Y.) | | | | | | |
| Mar. 22 | 8 | vs. Maryland | 16/4 | 68-78 | L | |

2460-2183

- 1 NABC Classic (Rupp Arena | Lexington, Ky.)
- 2 US Bank Arena (Cincinnati)
- 3 Continental Arena (East Rutherford, N.J.)
- 4 RCA Dome (Indianapolis)
- 5 Freedom Hall (Louisville, Ky.)
- 6 Georgia Dome (Atlanta)
- 7 Edward Jones Dome (St. Louis)
- 8 Carrier Dome (Syracuse, N.Y.)

LEADING SCORERS

| | |
|-----------------------------|------|
| Tayshaun Prince (6-9 Sr. F) | 17.5 |
| Keith Bogans (6-5 Jr. G) | 11.6 |
| Marquis Estill (6-9 Jr. C) | 8.9 |
| Gerald Fitch (6-3 So. G) | 8.9 |
| Cliff Hawkins (6-1 So. G) | 7.1 |

2002-03 (32-4, 16-0 SEC)

SEC Champions | SEC East Champions | SEC Tournament Champions | Ranked 1st AP, 4th USA Today/ESPN

Coach: Tubby Smith

Captains: Keith Bogans, Jules Camara, Marquis Estill

| | | | | | |
|---------|---|-------------------|-------|--------|---|
| Nov. 25 | 1 | vs. Arizona State | 17/NR | 82-65 | W |
| Nov. 26 | 1 | vs. Virginia | 15/NR | 61-75 | L |
| Nov. 27 | 1 | vs. Gonzaga | 15/20 | 80-72 | W |
| Dec. 3 | | HIGH POINT | 18/NR | 84-64 | W |
| Dec. 7 | | at North Carolina | 18/12 | 98-81 | W |
| Dec. 10 | | at Tulane | 12/NR | 76-60 | W |
| Dec. 14 | | MICHIGAN STATE | 12/21 | 67-71 | L |
| Dec. 21 | 2 | vs. Indiana | 18/6 | 70-64 | W |
| Dec. 28 | | at Louisville | 14/NR | 63-81 | L |
| Dec. 30 | | TENNESSEE STATE | 20/NR | 115-87 | W |
| Jan. 2 | | ALCORN STATE | 20/NR | 94-63 | W |
| Jan. 4 | 3 | vs. Ohio | 20/NR | 83-75 | W |
| Jan. 8 | * | at Tennessee | 18/NR | 74-71 | W |
| Jan. 11 | * | SOUTH CAROLINA | 18/NR | 62-55 | W |
| Jan. 14 | * | at Vanderbilt | 16/NR | 74-52 | W |
| Jan. 18 | | NOTRE DAME | 16/10 | 88-73 | W |
| Jan. 22 | * | AUBURN | 8/24 | 67-51 | W |
| Jan. 25 | * | at Alabama | 8/15 | 63-46 | W |
| Feb. 1 | * | at South Carolina | 7/NR | 87-69 | W |
| Feb. 4 | * | FLORIDA | 6/1 | 70-55 | W |
| Feb. 8 | * | at Ole Miss | 6/NR | 80-62 | W |
| Feb. 11 | * | GEORGIA | 3/20 | 87-67 | W |
| Feb. 15 | * | LSU | 3/NR | 68-57 | W |
| Feb. 19 | * | at Arkansas | 2/NR | 66-50 | W |
| Feb. 23 | * | MISSISSIPPI STATE | 2/19 | 70-62 | W |
| Feb. 26 | * | TENNESSEE | 2/NR | 80-68 | W |
| Mar. 2 | * | at Georgia | 2/21 | 74-66 | W |
| Mar. 5 | * | VANDERBILT | 2/NR | 106-44 | W |
| Mar. 8 | * | at Florida | 2/3 | 69-67 | W |

SEC Tournament (New Orleans)

| | | | | | |
|---------|---|-----------------------|------|-------|---|
| Mar. 14 | 4 | vs. Vanderbilt | 2/NR | 81-63 | W |
| Mar. 15 | 4 | vs. Auburn | 2/NR | 78-58 | W |
| Mar. 16 | 4 | vs. Mississippi State | 2/NR | 64-57 | W |

NCAA First/Second Rounds (Nashville, Tenn.)

| | | | | | |
|---------|---|-----------|------|-------|---|
| Mar. 21 | 5 | vs. IUPUI | 1/NR | 95-64 | W |
| Mar. 23 | 5 | vs. Utah | 1/NR | 74-54 | W |

NCAA Midwest Regional (Minneapolis)

| | | | | | |
|---------|---|---------------|------|-------|---|
| Mar. 27 | 6 | vs. Wisconsin | 1/21 | 63-57 | W |
| Mar. 29 | 6 | vs. Marquette | 1/9 | 69-83 | L |

2782-2309

- 1 EA Sports Maui Invitational (Lahaina Civic Center | Maui, Hawaii)
- 2 Freedom Hall (Louisville, Ky.)
- 3 US Bank Arena (Cincinnati)
- 4 Louisiana Superdome (New Orleans)
- 5 Gaylord Entertainment Center (Nashville, Tenn.)
- 6 Hubert H. Humphrey Metrodome (Minneapolis)

LEADING SCORERS

| | |
|----------------------------|------|
| Keith Bogans (6-5 Sr. G) | 15.7 |
| Gerald Fitch (6-3 Jr. G) | 12.3 |
| Marquis Estill (6-9 Sr. C) | 11.6 |
| Erik Daniels (6-8 Jr. F) | 9.5 |
| Chuck Hayes (6-6 So. F) | 8.6 |

2003-04 (27-5, 13-3 SEC)

SEC East Champions | SEC Tournament Champions | Ranked 2nd AP, 8th USA Today/ESPN

Coach: Tubby Smith

| | | | | | |
|---------|---|----------------------|-------|--------|---|
| Nov. 21 | | WINTHROP | 11/NR | 65-44 | W |
| Nov. 28 | | TENNESSEE TECH | 10/NR | 108-81 | W |
| Dec. 1 | 1 | vs. Marshall | 9/NR | 89-76 | W |
| Dec. 6 | 2 | vs. UCLA | 9/NR | 52-50 | W |
| Dec. 13 | 3 | vs. Michigan State | 8/21 | 79-74 | W |
| Dec. 20 | 4 | vs. Indiana | 2/NR | 80-41 | W |
| Dec. 23 | | EASTERN KENTUCKY | 2/NR | 101-72 | W |
| Dec. 27 | | LOUISVILLE | 2/20 | 56-65 | L |
| Dec. 31 | 5 | vs. Austin Peay | 8/NR | 61-53 | W |
| Jan. 3 | | NORTH CAROLINA | 8/12 | 61-56 | W |
| Jan. 10 | * | VANDERBILT | 7/20 | 75-63 | W |
| Jan. 13 | * | at Mississippi State | 5/20 | 67-66 | W |
| Jan. 17 | * | GEORGIA | 5/NR | 57-65 | L |
| Jan. 20 | * | at Tennessee | 9/NR | 69-68 | W |
| Jan. 25 | | at Notre Dame | 9/NR | 71-63 | W |
| Jan. 28 | * | OLE MISS | 5/NR | 71-61 | W |
| Jan. 31 | * | at Vanderbilt | 5/NR | 60-66 | L |
| Feb. 3 | * | at Florida | 9/21 | 68-65 | W |
| Feb. 7 | * | SOUTH CAROLINA | 9/25 | 65-64 | W |
| Feb. 10 | * | ALABAMA | 8/NR | 66-55 | W |
| Feb. 14 | * | at Georgia | 8/NR | 68-74 | L |
| Feb. 18 | * | ARKANSAS | 9/NR | 73-56 | W |
| Feb. 21 | * | at Auburn | 9/NR | 68-59 | W |
| Feb. 25 | * | TENNESSEE | 9/NR | 92-60 | W |
| Feb. 29 | * | at LSU | 9/NR | 70-64 | W |
| Mar. 3 | * | at South Carolina | 9/NR | 84-65 | W |
| Mar. 7 | * | FLORIDA | 9/NR | 82-62 | W |

SEC Tournament (Atlanta)

| | | | | | |
|---------|---|--------------------|------|-------|---|
| Mar. 12 | 6 | vs. Georgia | 8/NR | 69-60 | W |
| Mar. 13 | 6 | vs. South Carolina | 8/23 | 78-63 | W |
| Mar. 14 | 6 | vs. Florida | 8/NR | 89-73 | W |

NCAA First/Second Rounds (Columbus, Ohio)

| | | | | | |
|---------|---|-----------------|------|-------|---|
| Mar. 19 | 7 | vs. Florida A&M | 2/NR | 96-76 | W |
| Mar. 21 | 7 | vs. UAB | 2/NR | 75-76 | L |

2365-2036

- 1 US Bank Arena (Cincinnati)
- 2 Wooden Classic (Arrowhead Pond | Anaheim, Calif.)
- 3 Ford Field (Detroit)
- 4 RCA Dome (Indianapolis)
- 5 Freedom Hall (Louisville, Ky.)
- 6 Georgia Dome (Atlanta)
- 7 Nationwide Arena (Columbus, Ga.)

LEADING SCORERS

| | |
|------------------------------|------|
| Gerald Fitch (6-3 Sr. G) | 16.2 |
| Erik Daniels (6-8 Sr. F) | 14.5 |
| Keleena Azubuike (6-5 So. G) | 11.1 |
| Chuck Hayes (6-6 Jr. F) | 10.7 |
| Cliff Hawkins (6-1 Sr., G) | 10.3 |

2004-05 (28-6, 14-2 SEC)

SEC Champions | SEC East Champions | Ranked 7th AP, 5th USA Today/ESPN

Coach: Tubby Smith | Captains: Josh Carrier, Chuck Hayes

| | | | | | |
|---------|---|----------------|------|-------|---|
| Nov. 20 | | COPPIN STATE | 9/NR | 77-46 | W |
| Nov. 23 | 1 | vs. Ball State | 8/NR | 73-53 | W |
| Nov. 26 | | GEORGIA STATE | 8/NR | 77-59 | W |



ALL-TIME RESULTS

| | | | | |
|---------|---------------------|-------|-------|---|
| Nov. 30 | TENNESSEE TECH | 8/NR | 92-63 | W |
| Dec. 4 | at North Carolina | 8/9 | 78-91 | L |
| Dec. 8 | MOREHEAD STATE | 10/NR | 71-40 | W |
| Dec. 11 | 2 vs. Indiana | 10/NR | 73-58 | W |
| Dec. 18 | at Louisville | 9/13 | 60-58 | W |
| Dec. 22 | WILLIAM & MARY | 8/NR | 92-47 | W |
| Dec. 29 | CAMPBELL | 8/NR | 82-50 | W |
| Jan. 5 | * SOUTH CAROLINA | 8/NR | 79-75 | W |
| Jan. 9 | KANSAS | 8/2 | 59-65 | L |
| Jan. 12 | * VANDERBILT | 9/NR | 69-54 | W |
| Jan. 15 | * at Georgia | 9/NR | 76-55 | W |
| Jan. 19 | * at Ole Miss | 8/NR | 53-50 | W |
| Jan. 22 | * LSU | 8/NR | 89-58 | W |
| Jan. 25 | * at Tennessee | 7/NR | 84-62 | W |
| Jan. 29 | * at Arkansas | 7/NR | 68-67 | W |
| Feb. 5 | * at Vanderbilt | 6/NR | 84-70 | W |
| Feb. 8 | * FLORIDA | 5/NR | 69-66 | W |
| Feb. 12 | * GEORGIA | 5/NR | 60-51 | W |
| Feb. 15 | * at South Carolina | 3/NR | 61-73 | L |
| Feb. 19 | * MISSISSIPPI STATE | 3/NR | 94-78 | W |
| Feb. 23 | * AUBURN | 5/NR | 81-73 | W |
| Feb. 26 | * at Alabama | 5/16 | 78-71 | W |
| Mar. 2 | * TENNESSEE | 3/NR | 73-61 | W |
| Mar. 6 | * at Florida | 3/NR | 52-53 | L |

SEC Tournament (Atlanta)

| | | | | |
|---------|-----------------|------|-------|------|
| Mar. 11 | 3 vs. Tennessee | 4/NR | 86-62 | W |
| Mar. 12 | 3 vs. LSU | 4/NR | 79-78 | W OT |
| Mar. 13 | 3 vs. Florida | 4/NR | 53-70 | L |

NCAA First/Second Rounds (Indianapolis)

| | | | | |
|---------|------------------------|------|-------|---|
| Mar. 17 | 4 vs. Eastern Kentucky | 7/NR | 72-64 | W |
| Mar. 19 | 4 vs. Cincinnati | 7/23 | 69-60 | W |

NCAA Austin Regional (Austin, Texas)

| | | | | |
|---------|----------------------|------|-------|-------|
| Mar. 25 | 5 vs. Utah | 7/18 | 62-52 | W |
| Mar. 27 | 5 vs. Michigan State | 7/15 | 88-94 | L ZOT |

2503-2127

- 1 US Bank Arena (Cincinnati)
- 2 Freedom Hall (Louisville, Ky.)
- 3 Georgia Dome (Atlanta)
- 4 RCA Dome (Indianapolis)
- 5 Frank Erwin Center (Austin, Texas)

LEADING SCORERS

| | |
|------------------------------|------|
| Kelenna Azubuike (6-5 Jr. F) | 14.7 |
| Patrick Sparks (6-0 Jr. G) | 11.0 |
| Chuck Hayes (6-6 Sr. F) | 10.9 |
| Randolph Morris (6-10 Fr. C) | 8.8 |
| Rajon Rondo (6-1 Fr G) | 8.1 |

2005-06 (22-13, 9-7 SEC)

Coach: Tubby Smith | Captains: Preston LeMaster, Ravi Moss, Patrick Sparks, Brandon Stockton

| | | | | |
|---------|------------------------|-------|-------|---|
| Nov. 13 | 1 SOUTH DAKOTA STATE | 9/NR | 71-54 | W |
| Nov. 14 | 1 LIPSCOMB | 8/NR | 67-49 | W |
| Nov. 21 | 2 vs. Iowa | 7/20 | 63-67 | L |
| Nov. 22 | 2 vs. West Virginia | 7/13 | 80-66 | W |
| Nov. 25 | LIBERTY | 7/NR | 81-51 | W |
| Nov. 29 | HIGH POINT | 10/NR | 75-55 | W |
| Dec. 3 | NORTH CAROLINA | 10/NR | 79-83 | L |
| Dec. 6 | 3 at Georgia State | 15/NR | 73-46 | W |
| Dec. 10 | 4 vs. Indiana | 15/18 | 53-79 | L |
| Dec. 17 | LOUISVILLE | 23/4 | 73-61 | W |
| Dec. 23 | 5 vs. Iona | 19/NR | 73-67 | W |
| Dec. 30 | 6 vs. Ohio | 18/NR | 71-63 | W |
| Jan. 3 | UCF | 19/NR | 59-57 | W |
| Jan. 7 | at Kansas | 19/NR | 46-73 | L |
| Jan. 10 | * VANDERBILT | NR/NR | 51-57 | L |
| Jan. 14 | * ALABAMA | NR/NR | 64-68 | L |
| Jan. 17 | * at Georgia | NR/NR | 69-55 | W |
| Jan. 21 | * SOUTH CAROLINA | NR/NR | 80-78 | W |
| Jan. 24 | * at Auburn | NR/NR | 71-62 | W |
| Jan. 29 | * ARKANSAS | NR/NR | 78-76 | W |
| Feb. 1 | * at Mississippi State | NR/NR | 81-66 | W |
| Feb. 4 | * at Florida | NR/8 | 80-95 | L |

| | | | | |
|---------|---------------------|-------|-------|---|
| Feb. 7 | * TENNESSEE | NR/11 | 67-75 | L |
| Feb. 11 | * at Vanderbilt | NR/NR | 81-84 | L |
| Feb. 15 | * GEORGIA | NR/NR | 68-61 | W |
| Feb. 18 | * at South Carolina | NR/NR | 79-66 | W |
| Feb. 22 | * OLE MISS | NR/NR | 80-40 | W |
| Feb. 25 | * at LSU | NR/24 | 67-71 | L |
| Mar. 1 | * at Tennessee | NR/11 | 80-78 | W |
| Mar. 5 | * FLORIDA | NR/17 | 64-79 | L |

SEC Tournament (Nashville, Tenn.)

| | | | | |
|---------|----------------------|-------|-------|---|
| Mar. 9 | 7 vs. Ole Miss | NR/NR | 71-57 | W |
| Mar. 10 | 7 vs. Alabama | NR/NR | 68-61 | W |
| Mar. 11 | 7 vs. South Carolina | NR/NR | 61-65 | L |

NCAA First/Second Rounds (Philadelphia)

| | | | | |
|---------|-------------|-------|-------|---|
| Mar. 17 | 8 vs. UAB | NR/25 | 69-64 | W |
| Mar. 19 | 8 vs. UConn | NR/2 | 83-87 | L |

2477-2314

- 1 Guardians Classic (Lexington, Ky.)
- 2 Guardians Classic (Municipal Auditorium | Kansas City, Mo.)
- 3 Philips Arena (Atlanta)
- 4 RCA Dome (Indianapolis)
- 5 Freedom Hall (Louisville, Ky.)
- 6 US Bank Arena (Cincinnati)
- 7 Gaylor Entertainment Center (Nashville, Tenn.)
- 8 Wachovia Center (Philadelphia)

LEADING SCORERS

| | |
|------------------------------|------|
| Randolph Morris (6-10 So. C) | 13.3 |
| Rajon Rondo (6-1 So. G) | 11.2 |
| Joe Crawford (6-4 So. G) | 10.2 |
| Patrick Sparks (6-0 Sr. G) | 9.7 |
| Ramel Bradley (6-1 So. G) | 7.9 |

2006-07 (22-12, 9-7 SEC)

Coach: Tubby Smith

Captains: Lukasz Obrzut, Bobby Perry, Shera Thomas

| | | | | |
|---------|--------------------------|-------|-------|------|
| Nov. 15 | MIAMI (OHIO) | 22/NR | 57-46 | W |
| Nov. 17 | MISSISSIPPI VALLEY STATE | 22/NR | 79-56 | W |
| Nov. 20 | 1 vs. DePaul | 22/NR | 87-81 | W |
| Nov. 21 | 1 vs. UCLA | 20/5 | 68-73 | L |
| Nov. 22 | 1 vs. Memphis | 20/12 | 63-80 | L |
| Nov. 28 | COLLEGE OF CHARLESTON | NR/NR | 77-61 | W |
| Dec. 2 | at North Carolina | NR/7 | 63-75 | L |
| Dec. 5 | 2 vs. Chattanooga | NR/NR | 79-63 | W |
| Dec. 9 | INDIANA | NR/NR | 59-54 | W |
| Dec. 16 | at Louisville | NR/NR | 61-49 | W |
| Dec. 19 | SANTA CLARA | NR/NR | 74-60 | W |
| Dec. 22 | UMASS | NR/NR | 82-68 | W |
| Dec. 29 | EASTERN KENTUCKY | NR/NR | 78-65 | W |
| Jan. 3 | HOUSTON | NR/NR | 77-70 | W |
| Jan. 6 | * at Ole Miss | NR/NR | 68-58 | W |
| Jan. 10 | * AUBURN | NR/NR | 84-57 | W |
| Jan. 13 | * MISSISSIPPI STATE | NR/NR | 64-60 | W |
| Jan. 16 | * at South Carolina | 25/NR | 87-49 | W |
| Jan. 20 | * VANDERBILT | 25/NR | 67-72 | L |
| Jan. 24 | * at Georgia | NR/NR | 69-78 | L OT |
| Jan. 28 | * TENNESSEE | NR/NR | 76-57 | W |
| Feb. 3 | * at Arkansas | NR/NR | 82-74 | W |
| Feb. 7 | * SOUTH CAROLINA | 20/NR | 95-89 | W |
| Feb. 10 | * FLORIDA | 20/1 | 61-64 | L |
| Feb. 13 | * at Tennessee | 20/NR | 85-89 | L |
| Feb. 17 | * at Alabama | 20/25 | 61-72 | L |
| Feb. 20 | * LSU | NR/NR | 70-63 | W |
| Feb. 25 | * at Vanderbilt | NR/17 | 65-67 | L |
| Feb. 28 | * GEORGIA | NR/NR | 82-70 | W |
| Mar. 4 | * at Florida | NR/5 | 72-85 | L |

SEC Tournament (Atlanta)

| | | | | |
|--------|-------------------------|-------|-------|------|
| Mar. 8 | 3 vs. Alabama | NR/NR | 79-67 | W |
| Mar. 9 | 3 vs. Mississippi State | NR/NR | 82-84 | L OT |

NCAA First/Second Rounds (Chicago)

| | | | | |
|---------|-----------------|-------|-------|---|
| Mar. 16 | 4 vs. Villanova | NR/NR | 67-58 | W |
| Mar. 18 | 4 vs. Kansas | NR/2 | 76-88 | L |

2496-2302



- 1 EA Sports Maui Invitational (Lahaina Civic Center | Maui, Hawaii)
- 2 Freedom Hall (Louisville, Ky.)
- 3 Georgia Dome (Atlanta)
- 4 United Center (Chicago)

LEADING SCORERS

| | |
|------------------------------|------|
| Randolph Morris (6-11 Jr. C) | 16.1 |
| Joe Crawford (6-5 Jr. G) | 14.0 |
| Ramel Bradley (6-2 Jr. G) | 13.4 |
| Jodie Meeks (6-5 Fr. G) | 8.7 |
| Bobby Perry (6-8 Sr. F) | 8.4 |

BILLY GILLISPIE ERA (2008-2009)

2007-08 (18-13, 12-4 SEC)

Coach: Billy Gillispie

| | | | | | |
|---------|---|-----------------------|-------|-------|------|
| Nov. 6 | 1 | CENTRAL ARKANSAS | 20/NR | 67-40 | W |
| Nov. 7 | 1 | GARDNER-WEBB | 20/NR | 68-84 | L |
| Nov. 21 | | LIBERTY | NR/NR | 80-54 | W |
| Nov. 24 | | TEXAS SOUTHERN | NR/NR | 83-35 | W |
| Nov. 27 | | STONY BROOK | NR/NR | 62-52 | W |
| Dec. 1 | | NORTH CAROLINA | NR/1 | 77-86 | L |
| Dec. 8 | | at Indiana | NR/15 | 51-70 | L |
| Dec. 15 | 2 | vs. UAB | NR/NR | 76-79 | L |
| Dec. 18 | | at Houston | NR/NR | 69-83 | L |
| Dec. 22 | | TENNESSEE TECH | NR/NR | 69-47 | W |
| Dec. 29 | | SAN DIEGO | NR/NR | 72-81 | L |
| Dec. 31 | | FLORIDA INTERNATIONAL | NR/NR | 92-49 | W |
| Jan. 5 | | LOUISVILLE | NR/NR | 75-89 | L |
| Jan. 12 | * | VANDEBILT | NR/13 | 79-73 | W OT |
| Jan. 15 | * | at Mississippi State | NR/NR | 69-64 | L |
| Jan. 19 | * | at Florida | NR/NR | 70-81 | L OT |
| Jan. 22 | * | TENNESSEE | NR/3 | 72-66 | W |
| Jan. 26 | * | SOUTH CAROLINA | NR/NR | 78-70 | W |
| Feb. 2 | * | at Georgia | NR/NR | 63-58 | W |
| Feb. 6 | * | at Auburn | NR/NR | 66-63 | W |
| Feb. 9 | * | ALABAMA | NR/NR | 62-52 | W |
| Feb. 12 | * | at Vanderbilt | NR/24 | 52-93 | L |
| Feb. 16 | * | at LSU | NR/NR | 67-63 | W |
| Feb. 19 | * | GEORGIA | NR/NR | 61-55 | W |
| Feb. 23 | * | ARKANSAS | NR/NR | 63-58 | W |
| Feb. 27 | * | OLE MISS | NR/NR | 58-54 | W |
| Mar. 2 | * | at Tennessee | NR/1 | 60-63 | L |
| Mar. 5 | * | at South Carolina | NR/NR | 71-63 | W |
| Mar. 9 | * | FLORIDA | NR/NR | 75-70 | W |

SEC Tournament (Atlanta)

| | | | | | |
|---|---|---------------|-------|-------|------|
| Mar. 15 | 3 | vs. Georgia | NR/NR | 56-60 | L OT |
| NCAA First/Second Rounds (Anaheim, Calif.) | | | | | |
| Mar. 20 | 4 | vs. Marquette | NR/25 | 66-74 | L |

2129-2029

- 1 2k Sports College Hoops Classic (Lexington, Ky.)
- 2 Freedom Hall (Louisville, Ky.)
- 3 Alexander Memorial Coliseum- Ga. Tech (Atlanta)
- 4 Honda Center (Anaheim, Calif.)

LEADING SCORERS

| | |
|------------------------------|------|
| Joe Crawford (6-5, Sr.) | 17.9 |
| Patrick Patterson (6-8, Fr.) | 16.4 |
| Ramel Bradley (6-2, Sr.) | 15.9 |
| Jodie Meeks (6-4, So.) | 8.8 |
| Perry Stevenson (6-9, So.) | 5.9 |

2008-09 (22-14, 8-8 SEC)

Coach: Billy Gillispie

| | | | | | |
|---------|---|--------------------------|-------|---------|---|
| Nov. 14 | | VMI | NR/NR | 103-111 | L |
| Nov. 18 | | at North Carolina | NR/1 | 58-77 | L |
| Nov. 22 | 1 | DELAWARE STATE | NR/NR | 71-42 | W |
| Nov. 24 | 1 | LONGWOOD | NR/NR | 91-57 | W |
| Nov. 28 | 2 | vs. Kansas State | NR/NR | 74-72 | W |
| Nov. 29 | 2 | vs. West Virginia | NR/NR | 54-43 | W |
| Dec. 3 | | LAMAR | NR/NR | 103-61 | W |
| Dec. 6 | | MIAMI (FLA.) | NR/21 | 67-73 | L |
| Dec. 7 | | MISSISSIPPI VALLEY STATE | NR/NR | 88-65 | W |
| Dec. 13 | | INDIANA | NR/NR | 72-54 | W |

| | | | | | |
|---------|---|-----------------------|-------|--------|---|
| Dec. 20 | 3 | vs. Appalachian State | NR/NR | 93-69 | W |
| Dec. 22 | | TENNESSEE STATE | NR/NR | 102-58 | W |
| Dec. 27 | | FLORIDA ATLANTIC | NR/NR | 76-69 | W |
| Dec. 29 | | CENTRAL MICHIGAN | NR/NR | 84-52 | W |
| Jan. 4 | | at Louisville | NR/18 | 71-74 | L |
| Jan. 10 | * | VANDEBILT | NR/NR | 70-60 | W |
| Jan. 13 | * | at Tennessee | NR/24 | 90-72 | W |
| Jan. 18 | * | at Georgia | NR/NR | 68-45 | W |
| Jan. 21 | * | AUBURN | NR/NR | 73-64 | W |
| Jan. 24 | * | at Alabama | NR/NR | 61-51 | W |
| Jan. 27 | * | at Ole Miss | 24/NR | 80-85 | L |
| Jan. 31 | * | SOUTH CAROLINA | 24/NR | 77-78 | L |
| Feb. 3 | * | MISSISSIPPI STATE | NR/NR | 57-66 | L |
| Feb. 10 | * | FLORIDA | NR/NR | 68-65 | W |
| Feb. 14 | * | at Arkansas | NR/NR | 79-63 | W |
| Feb. 17 | * | at Vanderbilt | NR/NR | 64-77 | L |
| Feb. 21 | * | TENNESSEE | NR/NR | 77-58 | W |
| Feb. 25 | * | at South Carolina | NR/NR | 59-77 | L |
| Feb. 28 | * | LSU | NR/18 | 70-73 | L |
| Mar. 4 | * | GEORGIA | NR/NR | 85-90 | L |
| Mar. 7 | * | at Florida | NR/NR | 53-60 | L |

SEC Tournament (Tampa, Fla.)

| | | | | | |
|---------|---|--------------|-------|-------|---|
| Mar. 12 | 4 | vs. Ole Miss | NR/NR | 71-58 | W |
| Mar. 13 | 4 | vs. LSU | NR/20 | 58-67 | L |

NIT

| | | | | | |
|---------|---|---------------|-------|-------|---|
| Mar. 17 | 5 | UNLV | NR/NR | 70-60 | W |
| Mar. 23 | 6 | at Creighton | NR/NR | 65-63 | W |
| Mar. 25 | 7 | at Notre Dame | NR/NR | 67-77 | L |

2669-2386

- 1 Las Vegas Invitational (Lexington, Ky.)
- 2 Las Vegas Invitational (Orleans Arena | Las Vegas, Nev.)
- 3 Freedom Hall (Louisville)
- 4 St. Pete Times Forum (Tampa, Fla.)
- 5 Memorial Coliseum (Lexington, Ky.)
- 6 Qwest Center (Omaha, Neb.)
- 7 Joyce Center (South Bend, Ind.)

LEADING SCORERS

| | |
|---------------------------------|------|
| Jodie Meeks (6-4, Jr., G) | 23.7 |
| Patrick Patterson (6-9, So., F) | 17.9 |
| Perry Stevenson (6-9, Jr., F) | 7.8 |
| Ramon Harris (6-7, Jr., G) | 5.5 |
| Darius Miller (6-7, Fr., G) | 5.3 |

JOHN CALIPARI ERA (2010-PRES.)

2009-10 (35-3, 14-2 SEC)

SEC Champions | SEC East Champions | SEC Tournament Champions | Ranked 2nd AP, 5th USA Today/ESPN

Coach: John Calipari

| | | | | | |
|---------|---|---------------------|------|--------|------|
| Nov. 13 | | MOREHEAD STATE | 4/NR | 75-59 | W |
| Nov. 16 | | MIAMI (OHIO) | 4/NR | 72-70 | W |
| Nov. 19 | 1 | SAM HOUSTON STATE | 4/NR | 102-92 | W |
| Nov. 21 | 1 | RIDER | 4/NR | 92-63 | W |
| Nov. 24 | 2 | vs. Cleveland State | 5/NR | 73-49 | W |
| Nov. 25 | 2 | vs. Stanford | 5/NR | 73-65 | W OT |
| Nov. 30 | 3 | vs. UNC Asheville | 5/NR | 94-57 | W |
| Dec. 5 | | NORTH CAROLINA | 5/10 | 68-66 | W |
| Dec. 9 | 4 | vs. UConn | 4/14 | 64-61 | W |
| Dec. 12 | | at Indiana | 4/NR | 90-73 | W |
| Dec. 19 | | AUSTIN PEAY | 3/NR | 90-69 | W |
| Dec. 21 | | DREXEL | 3/NR | 88-44 | W |
| Dec. 23 | | LONG BEACH STATE | 3/NR | 86-73 | W |
| Dec. 29 | | HARTFORD | 3/NR | 104-61 | W |
| Jan. 2 | | LOUISVILLE | 3/NR | 71-62 | W |
| Jan. 9 | * | GEORGIA | 3/NR | 76-68 | W |
| Jan. 12 | * | at Florida | 2/NR | 89-77 | W |
| Jan. 16 | * | at Auburn | 2/NR | 72-67 | W |
| Jan. 23 | * | ARKANSAS | 2/NR | 101-70 | W |
| Jan. 26 | * | at South Carolina | 1/NR | 62-68 | L |
| Jan. 30 | * | VANDEBILT | 1/21 | 85-72 | W |
| Feb. 2 | * | OLE MISS | 4/25 | 85-75 | W |
| Feb. 6 | * | at LSU | 4/NR | 81-55 | W |
| Feb. 9 | * | ALABAMA | 3/NR | 66-55 | W |



ALL-TIME RESULTS

| | | | | | |
|---------|---|----------------------|------|-------|------|
| Feb. 13 | * | TENNESSEE | 3/12 | 73-62 | W |
| Feb. 16 | * | at Mississippi State | 3/NR | 81-75 | W OT |
| Feb. 20 | * | at Vanderbilt | 2/17 | 58-56 | W |
| Feb. 25 | * | SOUTH CAROLINA | 2/NR | 82-61 | W |
| Feb. 27 | * | at Tennessee | 2/19 | 65-74 | L |
| Mar. 3 | * | at Georgia | 3/NR | 80-69 | W |
| Mar. 7 | * | FLORIDA | 3/NR | 74-66 | W |

SEC Tournament (Nashville, Tenn.)

| | | | | | |
|---------|---|-----------------------|------|-------|------|
| Mar. 12 | 5 | vs. Alabama | 2/NR | 73-67 | W |
| Mar. 13 | 5 | vs. Tennessee | 2/15 | 74-45 | W |
| Mar. 14 | 5 | vs. Mississippi State | 2/NR | 75-74 | W OT |

NCAA First/Second Rds. (New Orleans)

| | | | | | |
|---------|---|-----------------|------|--------|---|
| Mar. 18 | 6 | vs. ETSU | 2/NR | 100-71 | W |
| Mar. 20 | 6 | vs. Wake Forest | 2/NR | 90-60 | W |

NCAA East Regional (Syracuse, N.Y.)

| | | | | | |
|---------|---|-------------------|------|-------|---|
| Mar. 25 | 7 | vs. Cornell | 2/NR | 62-45 | W |
| Mar. 27 | 7 | vs. West Virginia | 2/6 | 66-73 | L |

3012-2468

- Cancun Challenge (Rupp Arena | Lexington, Ky.)
- Cancun Challenge (Moon Palace Resort | Cancun, Mexico)
- Freedom Hall (Louisville, Ky.)
- SEC/Big East Invitational (Madison Square Garden | New York)
- Bridgestone Arena (Nashville, Tenn.)
- New Orleans Arena (New Orleans)
- Carrier Dome (Syracuse, N.Y.)

LEADING SCORERS

| | |
|------------------------------|------|
| John Wall (6-4, Fr.) | 16.6 |
| DeMarcus Cousins (6-11, Fr.) | 15.1 |
| Patrick Patterson (6-9, Jr.) | 14.3 |
| Eric Bledsoe (6-1, Fr.) | 11.3 |
| Darius Miller (6-7, So.) | 6.5 |

2010 Canada Exhibition Tour

(Not counted in win-loss record)

| | | | |
|---------|-----------------|--------|---|
| Aug. 15 | Windsor | 95-62 | W |
| Aug. 16 | Western Ontario | 96-68 | W |
| Aug. 17 | Windsor | 104-75 | W |

2010-11 (29-9, 10-6 SEC)

SEC Tournament Champions | NCAA Final Four | Ranked 11th AP, 3rd USA Today/ESPN
Coach: John Calipari

| | | | | |
|---------|--------------------------|-------|-------|------|
| Nov. 12 | ETSU | 11/NR | 88-65 | W |
| Nov. 19 | 1 vs. Portland | 12/NR | 79-48 | W |
| Nov. 22 | 2 vs. Oklahoma | 8/NR | 76-64 | W |
| Nov. 23 | 2 vs. Washington | 8/13 | 74-67 | W |
| Nov. 24 | 2 vs. UConn | 8/NR | 67-84 | L |
| Nov. 30 | BOSTON U. | 10/NR | 91-57 | W |
| Dec. 4 | at North Carolina | 10/NR | 73-75 | L |
| Dec. 8 | 3 vs. Notre Dame | 17/23 | 72-58 | W |
| Dec. 11 | INDIANA | 17/NR | 81-62 | W |
| Dec. 18 | MISSISSIPPI VALLEY STATE | 17/NR | 85-60 | W |
| Dec. 22 | WINTHROP | 13/NR | 89-52 | W |
| Dec. 28 | COPPIN STATE | 11/NR | 91-61 | W |
| Dec. 31 | at Louisville | 11/22 | 78-63 | W |
| Jan. 3 | PENN | 10/NR | 86-62 | W |
| Jan. 8 | * at Georgia | 10/NR | 70-77 | L |
| Jan. 11 | * AUBURN | 13/NR | 78-54 | W |
| Jan. 15 | * LSU | 13/NR | 82-44 | W |
| Jan. 18 | * at Alabama | 12/NR | 66-68 | L |
| Jan. 22 | * at South Carolina | 12/NR | 67-58 | W |
| Jan. 29 | * GEORGIA | 14/NR | 66-60 | W |
| Feb. 1 | * at Ole Miss | 10/NR | 69-71 | L |
| Feb. 5 | * at Florida | 10/NR | 68-70 | L |
| Feb. 8 | * TENNESSEE | 18/NR | 73-61 | W |
| Feb. 12 | * at Vanderbilt | 18/23 | 77-81 | L |
| Feb. 15 | * MISSISSIPPI STATE | 22/NR | 85-79 | W |
| Feb. 19 | * SOUTH CAROLINA | 22/NR | 90-59 | W |
| Feb. 23 | * at Arkansas | 22/NR | 76-77 | L OT |
| Feb. 26 | * FLORIDA | 22/13 | 76-68 | W |
| Mar. 1 | * VANDERBILT | 20/21 | 68-66 | W |
| Mar. 6 | * at Tennessee | 20/NR | 64-58 | W |

SEC Tournament (Atlanta)

| | | | | | |
|---------|---|--------------|-------|-------|---|
| Mar. 11 | 4 | vs. Ole Miss | 15/NR | 75-66 | W |
| Mar. 12 | 4 | vs. Alabama | 15/NR | 72-58 | W |
| Mar. 13 | 4 | vs. Florida | 15/12 | 70-54 | W |

NCAA First/Second Rounds (Tampa, Fla.)

| | | | | | |
|---------|---|-------------------|-------|-------|---|
| Mar. 17 | 5 | vs. Princeton | 11/NR | 59-57 | W |
| Mar. 19 | 5 | vs. West Virginia | 11/22 | 71-63 | W |

NCAA East Regional (Newark, N.J.)

| | | | | | |
|---------|---|--------------------|------|-------|---|
| Mar. 25 | 6 | vs. Ohio State | 11/1 | 62-60 | W |
| Mar. 27 | 6 | vs. North Carolina | 11/7 | 76-69 | W |

NCAA Final Four (Houston)

| | | | | | |
|---------|---|-----------|------|-------|---|
| April 2 | 7 | vs. UConn | 11/9 | 55-56 | L |
|---------|---|-----------|------|-------|---|

2845-2412

- Rose Garden (Portland, Ore.)
- EA Sports Maui Invitational (Lahaina Civic Center | Maui, Hawaii)
- SEC/Big East Invitational (Freedom Hall | Louisville, Ky.)
- Georgia Dome (Atlanta)
- St. Pete Times Forum (Tampa, Fla.)
- Prudential Center (Newark, N.J.)
- Reliant Stadium (Houston)

LEADING SCORERS

| | |
|-----------------------------|------|
| Brandon Knight (6-3 Fr. G) | 17.3 |
| Terrence Jones (6-8 Fr. F) | 15.7 |
| Doron Lamb (6-4 Fr. G) | 12.3 |
| Darius Miller (6-7 Jr. G) | 10.9 |
| DeAndre Liggins (6-6 Jr. G) | 8.6 |

2011-12 (38-2, 16-0 SEC)

National Champions | SEC Champions | SEC East Champions | Ranked 1st AP, 1st Coaches
Coach: John Calipari

| | | | | |
|---------|----------------------------|------|--------|---|
| Nov. 11 | MARIST | 2/NR | 108-58 | W |
| Nov. 15 | 1 vs. Kansas | 2/12 | 75-65 | W |
| Nov. 19 | 2 vs. Penn State | 2/NR | 85-47 | W |
| Nov. 20 | 2 vs. Old Dominion | 2/NR | 62-52 | W |
| Nov. 23 | RADFORD | 2/NR | 88-40 | W |
| Nov. 26 | PORTLAND | 2/NR | 87-63 | W |
| Dec. 1 | ST. JOHN'S | 1/NR | 81-59 | W |
| Dec. 3 | NORTH CAROLINA | 1/5 | 73-72 | W |
| Dec. 10 | at Indiana | 1/NR | 72-73 | L |
| Dec. 17 | CHATTANOOGA | 3/NR | 87-62 | W |
| Dec. 20 | SAMFORD | 3/NR | 82-50 | W |
| Dec. 22 | LOYOLA | 3/NR | 87-63 | W |
| Dec. 28 | LAMAR | 3/NR | 86-64 | W |
| Dec. 31 | LOUISVILLE | 3/4 | 69-62 | W |
| Jan. 3 | 3 vs. Arkansas Little Rock | 2/NR | 73-51 | W |
| Jan. 7 | * SOUTH CAROLINA | 2/NR | 79-64 | W |
| Jan. 11 | * at Auburn | 2/NR | 68-53 | W |
| Jan. 14 | * at Tennessee | 2/NR | 65-62 | W |
| Jan. 17 | * ARKANSAS | 2/NR | 86-63 | W |
| Jan. 21 | * ALABAMA | 2/NR | 77-71 | W |
| Jan. 24 | * at Georgia | 1/NR | 57-44 | W |
| Jan. 28 | * at LSU | 1/NR | 74-50 | W |
| Jan. 31 | * TENNESSEE | 1/NR | 69-44 | W |
| Feb. 4 | * at South Carolina | 1/NR | 86-52 | W |
| Feb. 7 | * FLORIDA | 1/8 | 78-58 | W |
| Feb. 11 | * at Vanderbilt | 1/NR | 69-63 | W |
| Feb. 18 | * OLE MISS | 1/NR | 77-62 | W |
| Feb. 21 | * at Mississippi State | 1/NR | 73-64 | W |
| Feb. 25 | * VANDERBILT | 1/NR | 83-74 | W |
| Mar. 1 | * GEORGIA | 1/NR | 79-49 | W |
| Mar. 4 | * at Florida | 1/16 | 74-59 | W |

SEC Tournament (New Orleans)

| | | | | | |
|---------|---|----------------|------|-------|---|
| Mar. 9 | 4 | vs. LSU | 1/NR | 60-51 | W |
| Mar. 10 | 4 | vs. Florida | 1/22 | 74-71 | W |
| Mar. 11 | 4 | vs. Vanderbilt | 1/NR | 64-71 | L |

NCAA First/Second Rounds (Louisville, Ky.)

| | | | | | |
|---------|---|----------------------|------|-------|---|
| Mar. 15 | 5 | vs. Western Kentucky | 1/NR | 81-66 | W |
| Mar. 17 | 5 | vs. Iowa State | 1/NR | 87-71 | W |

NCAA East Regional (Atlanta)

| | | | | | |
|---------|---|-------------|------|--------|---|
| Mar. 23 | 6 | vs. Indiana | 1/16 | 102-90 | W |
| Mar. 25 | 6 | vs. Baylor | 1/9 | 82-70 | W |

NCAA Final Four (New Orleans)

| | | | | | |
|---------|---|----------------|------|-------|---|
| Mar. 31 | 7 | vs. Louisville | 1/17 | 69-61 | W |
|---------|---|----------------|------|-------|---|



| | | | | | |
|--|---|------------|-----|-------|---|
| April 2 | 7 | vs. Kansas | 1/6 | 67-59 | W |
| 3095-2423 | | | | | |
| 1 Champions Classic (Madison Square Garden New York) | | | | | |
| 2 Hall of Fame Tip-off (Mohegan Sun Uncasville, Conn.) | | | | | |
| 3 Freedom Hall (Louisville, Ky.) | | | | | |
| 4 Superdome (New Orleans) | | | | | |
| 5 KFC Yum! Center (Louisville, Ky.) | | | | | |
| 6 Georgia Dome (Atlanta) | | | | | |
| 7 Superdome (New Orleans) | | | | | |
| LEADING SCORERS | | | | | |
| Anthony Davis (6-10 Fr. F) | | 14.2 | | | |
| Doron Lamb (6-4 So. G) | | 13.7 | | | |
| Terrence Jones (6-9, So. F) | | 12.3 | | | |
| Michael Kidd-Gilchrist (6-7, Fr. F) | | 11.9 | | | |
| Marquis Teague (6-2, Fr. G) | | 10.0 | | | |

2012-13 (21-12, 12-6 SEC)

Coach: John Calipari

| | | | | | |
|---------|---|-------------------|-------|--------|------|
| Nov. 9 | 1 | vs. Maryland | 3/NR | 72-69 | W |
| Nov. 13 | 2 | vs. Duke | 3/9 | 68-75 | L |
| Nov. 16 | 3 | LAFAYETTE | 3/NR | 101-49 | W |
| Nov. 21 | 3 | MOREHEAD STATE | 8/NR | 81-70 | W |
| Nov. 23 | 3 | LIU-BROOKLYN | 8/NR | 104-75 | W |
| Nov. 29 | 4 | at Notre Dame | 8/NR | 50-64 | L |
| Dec. 1 | | BAYLOR | 8/NR | 55-64 | L |
| Dec. 4 | | SAMFORD | NR/NR | 88-56 | W |
| Dec. 8 | | PORTLAND | NR/NR | 74-46 | W |
| Dec. 15 | | LIPSCOMB | NR/NR | 88-50 | W |
| Dec. 22 | | MARSHALL | NR/NR | 82-54 | W |
| Dec. 29 | | at Louisville | NR/4 | 77-80 | L |
| Jan. 2 | | EASTERN MICHIGAN | NR/NR | 90-38 | W |
| Jan. 10 | * | at Vanderbilt | NR/NR | 60-58 | W |
| Jan. 12 | * | TEXAS A&M | NR/NR | 71-83 | L |
| Jan. 15 | * | TENNESSEE | NR/NR | 75-65 | W |
| Jan. 19 | * | at Auburn | NR/NR | 75-53 | W |
| Jan. 22 | * | at Alabama | NR/NR | 55-59 | L |
| Jan. 26 | * | LSU | NR/NR | 75-70 | W |
| Jan. 29 | * | at Ole Miss | NR/16 | 87-74 | W |
| Feb. 2 | * | at Texas A&M | NR/NR | 72-68 | W OT |
| Feb. 5 | * | SOUTH CAROLINA | NR/NR | 77-55 | W |
| Feb. 9 | * | AUBURN | NR/NR | 72-62 | W |
| Feb. 12 | * | at Florida | 25/7 | 52-69 | L |
| Feb. 16 | * | at Tennessee | 25/NR | 58-88 | L |
| Feb. 20 | * | VANDERBILT | NR/NR | 74-70 | W |
| Feb. 23 | * | MISSOURI | NR/NR | 90-83 | W OT |
| Feb. 27 | * | MISSISSIPPI STATE | NR/NR | 85-55 | W |
| Mar. 2 | * | at Arkansas | NR/NR | 60-73 | L |
| Mar. 7 | * | at Georgia | NR/NR | 62-72 | L |
| Mar. 9 | * | FLORIDA | NR/11 | 61-57 | W |

SEC Tournament (Nashville, Tenn.)

| | | | | | |
|---|---|-------------------|-------|-------|---|
| Mar. 15 | 5 | vs. Vanderbilt | NR/NR | 48-64 | L |
| NIT First Round (Moon Township, Pa.) | | | | | |
| Mar. 19 | 6 | vs. Robert Morris | NR/NR | 57-59 | L |

2396-2127

- 1 Barclays Center Classic (Barclays Center | Brooklyn, N.Y.)
 - 2 State Farm Champions Classic (Georgia Dome | Atlanta)
 - 3 Barclays Center Classic (Rupp Arena)
 - 4 SEC/Big East Challenge (South Bend, Ind.)
 - 5 Bridgestone Arena (Nashville, Tenn.)
 - 6 SeWall Center (Moon Township, Pa.)
- LEADING SCORERS**
- Archie Goodwin (6-4.5 Fr. G) 14.1
 - Alex Poythress (6-7 Fr. F) 11.2
 - Nerlens Noel (6-10 Fr. F) 10.5
 - Kyle Wiltjer (6-10 So. F) 10.2
 - Ryan Harrow (6-2 So. G) 9.9

2013-14 (29-11, 12-6 SEC)

National Runner-Up | Keightley Classic Champions | Ranked 18th AP, 2nd Coaches
Coach: John Calipari

| | | | | |
|---------|-------------------|------|-------|---|
| Nov. 8 | UNC ASHEVILLE | 1/NR | 89-57 | W |
| Nov. 10 | NORTHERN KENTUCKY | 1/NR | 93-63 | W |

| | | | | | |
|---------|---|----------------------|-------|--------|------|
| Nov. 12 | 1 | vs. Michigan State | 1/2 | 74-78 | L |
| Nov. 17 | 2 | ROBERT MORRIS | 1/NR | 87-49 | W |
| Nov. 19 | 2 | UT ARLINGTON | 4/NR | 105-76 | W |
| Nov. 25 | 2 | CLEVELAND STATE | 3/NR | 68-61 | W |
| Nov. 27 | 2 | EASTERN MICHIGAN | 3/NR | 81-63 | W |
| Dec. 1 | 3 | vs. Providence | 3/NR | 79-65 | W |
| Dec. 6 | 4 | vs. Baylor | 3/20 | 62-67 | L |
| Dec. 10 | | BOISE STATE | 11/NR | 70-55 | W |
| Dec. 14 | | at North Carolina | 11/18 | 77-82 | L |
| Dec. 21 | | BELMONT | 19/NR | 93-80 | W |
| Dec. 28 | | LOUISVILLE | 18/6 | 73-66 | W |
| Jan. 8 | * | MISSISSIPPI STATE | 14/NR | 85-63 | W |
| Jan. 11 | * | at Vanderbilt | 14/NR | 71-62 | W |
| Jan. 14 | * | at Arkansas | 13/NR | 85-87 | L OT |
| Jan. 18 | * | TENNESSEE | 13/NR | 74-66 | W |
| Jan. 21 | * | TEXAS A&M | 14/NR | 68-51 | W |
| Jan. 25 | * | GEORGIA | 14/NR | 79-54 | W |
| Jan. 28 | * | at LSU | 11/NR | 82-87 | L |
| Feb. 1 | * | at Missouri | 11/NR | 84-79 | W |
| Feb. 4 | * | OLE MISS | 18/NR | 80-64 | W |
| Feb. 8 | * | at Mississippi State | 18/NR | 69-59 | W |
| Feb. 12 | * | at Auburn | 14/NR | 64-56 | W |
| Feb. 15 | * | FLORIDA | 14/3 | 59-69 | L |
| Feb. 18 | * | at Ole Miss | 18/NR | 84-70 | W |
| Feb. 22 | * | LSU | 18/NR | 77-76 | W OT |
| Feb. 27 | * | ARKANSAS | 17/NR | 67-71 | L OT |
| Mar. 1 | * | at South Carolina | 17/NR | 67-72 | L |
| Mar. 4 | * | ALABAMA | 25/NR | 55-48 | W |
| Mar. 8 | * | at Florida | 25/1 | 65-84 | L |

SEC Tournament (Atlanta)

| | | | | | |
|---------|---|-------------|-------|-------|---|
| Mar. 14 | 5 | vs. LSU | RV/NR | 85-67 | W |
| Mar. 15 | 5 | vs. Georgia | RV/NR | 70-58 | W |
| Mar. 16 | 5 | vs. Florida | RV/1 | 60-61 | L |

NCAA Second/Third Rounds (St. Louis)

| | | | | | |
|---------|---|-------------------|-------|-------|---|
| Mar. 21 | 6 | vs. Kansas State | RV/NR | 56-49 | W |
| Mar. 23 | 6 | vs. Wichita State | RV/2 | 78-76 | W |

NCAA Midwest Regional (Indianapolis)

| | | | | | |
|---------|---|----------------|------|-------|---|
| Mar. 28 | 7 | vs. Louisville | RV/5 | 74-69 | W |
| Mar. 30 | 7 | vs. Michigan | RV/7 | 75-72 | W |

NCAA Final Four (Arlington, Texas)

| | | | | | |
|---------|---|---------------|-------|-------|---|
| April 5 | 8 | vs. Wisconsin | RV/12 | 74-73 | W |
| April 7 | 8 | vs. UConn | RV/18 | 54-60 | L |

2992-2665

- 1 State Farm Champions Classic (United Center | Chicago)
- 2 Keightley Classic (Rupp Arena | Lexington, Ky.)
- 3 Barclays Center (Brooklyn, N.Y.)
- 4 Big 12/SEC Challenge (AT&T Stadium | Arlington, Texas)
- 5 Georgia Dome (Atlanta)
- 6 Scottrade Center (St. Louis)
- 7 Lucas Oil Stadium (Indianapolis)
- 8 AT&T Stadium (Arlington, Texas)

| | | | | | |
|----------------------------------|--|------|--|--|--|
| LEADING SCORERS | | | | | |
| Julius Randle (6-9 Fr. F) | | 15.0 | | | |
| James Young (6-7 Fr. G/F) | | 14.3 | | | |
| Aaron Harrison (6-6, Fr. G) | | 13.7 | | | |
| Andrew Harrison (6-6, Fr. G) | | 10.9 | | | |
| Willie Cauley-Stein (7-0, So. F) | | 6.8 | | | |

2014 Big Blue Bahamas

(Not counted in win-loss record)

| | | | |
|---------|----------------------|-------|---|
| Aug. 10 | Puerto Rico Reserves | 74-49 | W |
| Aug. 11 | Chalons-Reims | 81-58 | W |
| Aug. 12 | Puerto Rico Reserves | 93-57 | W |
| Aug. 15 | Dominican Republic | 84-71 | W |
| Aug. 16 | Chalons-Reims | 77-72 | W |
| Aug. 17 | Dominican Republic | 62-63 | L |

2014-15 (38-1, 18-0 SEC)

NCAA Final Four | SEC Champions | SEC Tournament Champions | Cawood Ledford Classic Champions | Ranked 1st AP, 3rd Coaches
Coach: John Calipari

| | | | | | |
|---------|---|--------------|------|-------|---|
| Nov. 14 | 1 | GRAND CANYON | 1/NR | 85-45 | W |
| Nov. 16 | 1 | BUFFALO | 1/NR | 71-52 | W |
| Nov. 18 | 2 | vs. Kansas | 1/5 | 72-40 | W |



| | | | | |
|---------|------------------------|------|--------|-------|
| Nov. 21 | BOSTON | 1/NR | 89-65 | W |
| Nov. 23 | 1 MONTANA STATE | 1/NR | 86-28 | W |
| Nov. 25 | 1 UT ARLINGTON | 1/NR | 92-44 | W |
| Nov. 30 | PROVIDENCE | 1/RV | 58-38 | W |
| Dec. 5 | 3 TEXAS | 1/6 | 63-51 | W |
| Dec. 7 | EASTERN KENTUCKY | 1/NR | 82-49 | W |
| Dec. 10 | COLUMBIA | 1/NR | 56-46 | W |
| Dec. 13 | NORTH CAROLINA | 1/21 | 84-70 | W |
| Dec. 20 | 4 vs. UCLA | 1/NR | 83-44 | W |
| Dec. 27 | at Louisville | 1/4 | 58-50 | W |
| Jan. 6 | * OLE MISS | 1/NR | 89-86 | W OT |
| Jan. 10 | * at Texas A&M | 1/NR | 70-64 | W ZOT |
| Jan. 13 | * MISSOURI | 1/NR | 86-37 | W |
| Jan. 17 | * at Alabama | 1/NR | 70-48 | W |
| Jan. 20 | * VANDERBILT | 1/NR | 65-57 | W |
| Jan. 24 | * at South Carolina | 1/NR | 58-43 | W |
| Jan. 29 | * at Missouri | 1/NR | 69-53 | W |
| Jan. 31 | * ALABAMA | 1/NR | 70-55 | W |
| Feb. 3 | * GEORGIA | 1/NR | 69-58 | W |
| Feb. 7 | * at Florida | 1/NR | 68-61 | W |
| Feb. 10 | * at LSU | 1/NR | 71-69 | W |
| Feb. 14 | * SOUTH CAROLINA | 1/NR | 77-43 | W |
| Feb. 17 | * at Tennessee | 1/NR | 66-48 | W |
| Feb. 21 | * AUBURN | 1/NR | 110-75 | W |
| Feb. 25 | * at Mississippi State | 1/NR | 74-56 | W |
| Feb. 28 | * ARKANSAS | 1/18 | 84-67 | W |
| Mar. 3 | * at Georgia | 1/NR | 72-64 | W |
| Mar. 7 | * FLORIDA | 1/NR | 67-50 | W |

SEC Tournament (Nashville, Tenn.)

| | | | | |
|---------|----------------|------|-------|---|
| Mar. 13 | 5 vs. Florida | 1/NR | 64-49 | W |
| Mar. 14 | 5 vs. Auburn | 1/NR | 91-67 | W |
| Mar. 15 | 5 vs. Arkansas | 1/21 | 78-63 | W |

NCAA Second/Third Rounds (Louisville, Ky.)

| | | | | |
|---------|------------------|------|-------|---|
| Mar. 19 | 6 vs. Hampton | 1/NR | 79-56 | W |
| Mar. 21 | 6 vs. Cincinnati | 1/NR | 64-51 | W |

NCAA Midwest Regional (Cleveland)

| | | | | |
|---------|---------------------|------|-------|---|
| Mar. 26 | 7 vs. West Virginia | 1/20 | 78-39 | W |
| Mar. 28 | 7 vs. Notre Dame | 1/8 | 68-66 | W |

NCAA Final Four (Indianapolis)

| | | | | |
|---------|-----------------|-----|-------|---|
| April 4 | 8 vs. Wisconsin | 1/3 | 64-71 | L |
|---------|-----------------|-----|-------|---|

2900-2118

- Cawood Ledford Classic (Rupp Arena | Lexington, Ky.)
- State Farm Champions Classic (Bankers Life Fieldhouse | Indianapolis)
- SEC/Big 12 Challenge (Rupp Arena | Lexington, Ky.)
- CBS Sports Classic (United Center | Chicago)
- Bridgestone Arena (Nashville, Tenn.)
- KFC Yum! Center (Louisville, Ky.)
- Quicken Loans Arena (Cleveland)
- Lucas Oil Stadium (Indianapolis)

LEADING SCORERS

| | |
|----------------------------------|------|
| Aaron Harrison (6-6 So. G) | 11.0 |
| Karl-Anthony Towns (6-11 Fr. F) | 10.3 |
| Devin Booker (6-6, Fr. G) | 10.0 |
| Andrew Harrison (6-6, So. G) | 9.3 |
| Willie Cauley-Stein (7-0, Jr. F) | 8.9 |

2015-16 (27-9, 13-5 SEC)

SEC Champions | SEC Tournament Champions | Hoophall Miami Invitational Champions | Ranked 10th AP, 16th Coaches

Coach: John Calipari

| | | | | |
|---------|---------------------|------|-------|---|
| Nov. 13 | 1 ALBANY | 2/NR | 78-65 | W |
| Nov. 14 | 1 NJIT | 2/NR | 87-57 | W |
| Nov. 17 | 2 vs. Duke | 2/5 | 74-63 | W |
| Nov. 20 | WRIGHT STATE | 2/NR | 78-63 | W |
| Nov. 24 | 1 BOSTON U. | 1/NR | 82-62 | W |
| Nov. 27 | 3 vs. South Florida | 1/NR | 84-63 | W |
| Nov. 30 | ILLINOIS STATE | 1/NR | 75-63 | W |
| Dec. 3 | at UCLA | 1/NR | 77-87 | L |
| Dec. 9 | EASTERN KENTUCKY | 5/NR | 88-67 | W |
| Dec. 12 | ARIZONA STATE | 5/NR | 72-58 | W |
| Dec. 19 | 4 vs. Ohio State | 4/NR | 67-74 | L |

| | | | | |
|---------|---------------------|-------|-------|------|
| Dec. 26 | LOUISVILLE | 12/16 | 75-73 | W |
| Jan. 2 | * OLE MISS | 10/NR | 83-61 | W |
| Jan. 5 | * at LSU | 9/NR | 67-85 | L |
| Jan. 9 | * at Alabama | 9/NR | 77-61 | W |
| Jan. 12 | * MISSISSIPPI STATE | 14/NR | 80-74 | W |
| Jan. 16 | * at Auburn | 14/NR | 70-75 | L |
| Jan. 21 | * at Arkansas | 23/NR | 80-66 | W |
| Jan. 23 | * VANDERBILT | 23/NR | 76-57 | W |
| Jan. 27 | * MISSOURI | 20/NR | 88-54 | W |
| Jan. 30 | 5 at Kansas | 20/4 | 84-90 | L OT |
| Feb. 2 | * at Tennessee | 20/NR | 77-84 | L |
| Feb. 6 | * FLORIDA | 20/RV | 80-61 | W |
| Feb. 9 | * GEORGIA | 22/NR | 82-48 | W |
| Feb. 13 | * at South Carolina | 22/RV | 89-62 | W |
| Feb. 18 | * TENNESSEE | 14/NR | 80-70 | W |
| Feb. 20 | * at Texas A&M | 14/RV | 77-79 | L OT |
| Feb. 23 | * ALABAMA | 16/NR | 78-53 | W |
| Feb. 27 | * at Vanderbilt | 16/NR | 62-74 | L |
| Mar. 1 | * at Florida | 22/NR | 88-79 | W |
| Mar. 5 | * LSU | 22/NR | 94-77 | W |

SEC Tournament (Nashville, Tenn.)

| | | | | |
|---------|-----------------|-------|-------|------|
| Mar. 11 | 6 vs. Alabama | 16/NR | 85-59 | W |
| Mar. 12 | 6 vs. Georgia | 16/NR | 93-80 | W |
| Mar. 13 | 6 vs. Texas A&M | 16/17 | 82-77 | W OT |

NCAA First/Second Rounds (Des Moines, Iowa)

| | | | | |
|---------|-------------------|-------|-------|---|
| Mar. 17 | 7 vs. Stony Brook | 10/NR | 85-57 | W |
| Mar. 19 | 7 vs. Indiana | 10/14 | 67-73 | L |

2861-2451

- Hoophall Miami Invitational (Rupp Arena | Lexington, Ky.)
- State Farm Champions Classic (United Center | Chicago)
- Hoophall Miami Invitational (American Airlines Arena | Miami)
- CBS Sports Classic (Barclays Center | Brooklyn, N.Y.)
- Big 12/SEC Challenge (Allen Fieldhouse | Lawrence, Kan.)
- Bridgestone Arena (Nashville, Tenn.)
- Wells Fargo Arena (Des Moines, Iowa)

LEADING SCORERS

| | |
|-----------------------------|------|
| Jamal Murray (6-4 Fr. G) | 20.0 |
| Tyler Ulis (5-9 So. G) | 17.3 |
| Alex Poythress (6-8, Sr. F) | 10.2 |
| Isaiah Briscoe (6-3, Fr. G) | 9.6 |
| Derek Willis (6-9, Jr. F) | 7.7 |

2016-17 (32-6, 16-2 SEC)**SEC Champions | SEC Tournament Champions | Atlanti****Showcase Champions | Ranked 6th AP, 5th Coaches**

Coach: John Calipari

| | | | | |
|---------|------------------------|-------|---------|------|
| Nov. 11 | STEPHEN F. AUSTIN | 2/NR | 87-64 | W |
| Nov. 13 | 1 CANISIUS | 2/NR | 93-69 | W |
| Nov. 15 | 2 vs. Michigan State | 2/13 | 69-48 | W |
| Nov. 20 | 1 DUQUESNE | 2/NR | 93-59 | W |
| Nov. 23 | 1 CLEVELAND STATE | 1/NR | 101-70 | W |
| Nov. 25 | 1 UT MARTIN | 1/NR | 111-76 | W |
| Nov. 28 | 3 vs. Arizona State | 1/NR | 115-69 | W |
| Dec. 3 | UCLA | 1/11 | 92-97 | L |
| Dec. 7 | VALPARAISO | 6/RV | 87-63 | W |
| Dec. 11 | 4 vs. Hofstra | 6/NR | 96-73 | W |
| Dec. 17 | 5 vs. North Carolina | 6/7 | 103-100 | W |
| Dec. 21 | at Louisville | 6/10 | 70-73 | L |
| Dec. 29 | * at Ole Miss | 8/NR | 99-76 | W |
| Jan. 3 | * TEXAS A&M | 6/NR | 100-58 | W |
| Jan. 7 | * ARKANSAS | 6/NR | 97-71 | W |
| Jan. 10 | * at Vanderbilt | 6/NR | 87-81 | W |
| Jan. 14 | * AUBURN | 6/NR | 92-72 | W |
| Jan. 17 | * at Mississippi State | 5/NR | 88-81 | W |
| Jan. 21 | * SOUTH CAROLINA | 5/24 | 85-69 | W |
| Jan. 24 | * at Tennessee | 4/NR | 80-82 | L |
| Jan. 28 | 6 KANSAS | 4/2 | 73-79 | L |
| Jan. 31 | * GEORGIA | 8/NR | 90-81 | W OT |
| Feb. 4 | * at Florida | 8/24 | 66-88 | L |
| Feb. 7 | * LSU | 15/NR | 92-85 | W |
| Feb. 11 | * at Alabama | 15/NR | 67-58 | W |
| Feb. 14 | * TENNESSEE | 13/NR | 83-58 | W |



| | | | | | |
|---------|---|--------------|-------|-------|---|
| Feb. 18 | * | at Georgia | 13/NR | 82-77 | W |
| Feb. 21 | * | at Missouri | 11/NR | 72-62 | W |
| Feb. 25 | * | FLORIDA | 11/13 | 76-66 | W |
| Feb. 28 | * | VANDERBILT | 9/NR | 73-67 | W |
| Mar. 4 | * | at Texas A&M | 9/NR | 71-63 | W |

| SEC Tournament (Nashville, Tenn.) | | | | | |
|-----------------------------------|---|--------------|------|-------|---|
| Mar. 10 | 7 | vs. Georgia | 8/NR | 71-60 | W |
| Mar. 11 | 7 | vs. Alabama | 8/NR | 79-74 | W |
| Mar. 12 | 7 | vs. Arkansas | 8/RV | 82-65 | W |

| NCAA First/Second Rounds (Indianapolis) | | | | | |
|---|---|-----------------------|------|-------|---|
| Mar. 17 | 8 | vs. Northern Kentucky | 5/NR | 79-70 | W |
| Mar. 19 | 8 | vs. Wichita State | 5/19 | 65-62 | W |

| NCAA South Regional (Memphis, Tenn.) | | | | | |
|--------------------------------------|---|--------------------|-----|-------|---|
| Mar. 24 | 9 | vs. UCLA | 5/8 | 86-75 | W |
| Mar. 26 | 9 | vs. North Carolina | 5/6 | 62-65 | L |

3225-2716

- 1 Bluegrass Showcase (Rupp Arena | Lexington, Ky.)
- 2 State Farm Champions Classic (Madison Square Garden | New York)
- 3 Atlantis Showcase (Imperial Arena | Paradise Island, Bahamas)
- 4 Brooklyn Hoops Winter Festival (Barclays Center | Brooklyn, N.Y.)
- 5 CBS Sports Classic (T-Mobile Arena | Las Vegas)
- 6 SEC/Big 12 Challenge (Rupp Arena, Lexington, Ky.)
- 7 Bridgestone Arena (Nashville, Tenn.)
- 8 Bankers Life Fieldhouse (Indianapolis)
- 9 FedEx Forum (Memphis, Tenn.)

LEADING SCORERS

| | |
|-----------------------------|------|
| Malik Monk (6-3 Fr. G) | 19.8 |
| De'Aaron Fox (6-3 Fr. G) | 16.7 |
| Bam Adebayo (6-10, Fr. F) | 13.0 |
| Isaiah Briscoe (6-3, So. G) | 12.1 |
| Derek Willis (6-9, Sr. F) | 7.0 |

2017-18 (26-11, 10-8 SEC)

SEC Tournament Champions | Atlantis Showcase Champions |

Ranked 18th AP, 17th Coaches

Coach: John Calipari

| | | | | |
|---------|---------------------|-------|--------|------|
| Nov. 10 | UTAH VALLEY | 5/NR | 73-63 | W |
| Nov. 12 | VERMONT | 5/NR | 73-69 | W |
| Nov. 14 | 1 vs. Kansas | 7/4 | 61-65 | L |
| Nov. 17 | 2 ETSU | 7/NR | 78-61 | W |
| Nov. 20 | 2 TROY | 8/NR | 70-62 | W |
| Nov. 22 | 2 FORT WAYNE | 8/NR | 86-67 | W |
| Nov. 26 | 2 UIC | 8/NR | 107-73 | W |
| Dec. 2 | HARVARD | 7/NR | 79-70 | W |
| Dec. 9 | 3 vs. Monmouth | 8/NR | 93-76 | W |
| Dec. 16 | VIRGINIA TECH | 8/RV | 93-86 | W |
| Dec. 23 | 4 vs. UCLA | 7/NR | 75-83 | L |
| Dec. 29 | LOUISVILLE | 16/RV | 90-61 | W |
| Dec. 31 | * GEORGIA | 16/NR | 66-61 | W |
| Jan. 3 | * at LSU | 17/NR | 74-71 | W |
| Jan. 6 | * at Tennessee | 17/23 | 65-76 | L |
| Jan. 9 | * TEXAS A&M | 21/RV | 74-73 | W |
| Jan. 13 | * at Vanderbilt | 21/NR | 74-67 | W |
| Jan. 16 | * at South Carolina | 18/NR | 68-76 | L |
| Jan. 20 | * FLORIDA | 18/NR | 64-66 | L |
| Jan. 23 | * MISSISSIPPI STATE | RV/NR | 78-65 | W |
| Jan. 27 | 5 at West Virginia | RV/7 | 83-76 | W |
| Jan. 30 | * VANDERBILT | 21/NR | 83-81 | W OT |
| Feb. 3 | * at Missouri | 21/NR | 60-69 | L |
| Feb. 6 | * TENNESSEE | 24/15 | 59-61 | L |
| Feb. 10 | * at Texas A&M | 24/NR | 74-85 | L |
| Feb. 14 | * at Auburn | RV/10 | 66-76 | L |
| Feb. 17 | * ALABAMA | RV/RV | 81-71 | W |
| Feb. 20 | * at Arkansas | RV/RV | 87-72 | W |
| Feb. 24 | * MISSOURI | RV/RV | 87-66 | W |
| Feb. 28 | * OLE MISS | 23/NR | 96-78 | W |
| Mar. 3 | * at Florida | 23/RV | 67-80 | L |

| SEC Tournament (St. Louis) | | | | | |
|----------------------------|---|---------------|-------|-------|---|
| Mar. 9 | 6 | vs. Georgia | RV/NR | 62-49 | W |
| Mar. 10 | 6 | vs. Alabama | RV/NR | 86-63 | W |
| Mar. 11 | 6 | vs. Tennessee | RV/13 | 77-72 | W |

| NCAA First/Second Rounds (Boise, Idaho) | | | | | |
|---|---|--------------|-------|-------|---|
| Mar. 15 | 7 | vs. Davidson | 18/RV | 78-73 | W |
| Mar. 17 | 7 | vs. Buffalo | 18/RV | 95-75 | W |

| NCAA South Regional (Atlanta) | | | | | |
|-------------------------------|---|------------------|-------|-------|---|
| Mar. 22 | 8 | vs. Kansas State | 18/RV | 58-61 | L |

2840-2599

- 1 State Farm Champions Classic (United Center | Chicago)
- 2 Adolph Rupp Classic (Rupp Arena | Lexington)
- 3 Citi Hoops Classic (Madison Square Garden | New York)
- 4 CBS Sports Classic (Smoothie King Center | New Orleans)
- 5 Big 12/SEC Challenge (WVU Coliseum | Morgantown, W.Va.)
- 6 Scottrade Center (St. Louis)
- 7 Taco Bell Arena (Boise, Idaho)
- 8 Phillips Arena (Atlanta)

LEADING SCORERS

| | |
|-------------------------------------|------|
| Kevin Knox (6-9 Fr. F) | 15.6 |
| Shai Gilgeous-Alexander (6-6 Fr. G) | 14.4 |
| PJ Washington (6-7, Fr. F) | 10.8 |
| Hamidou Diallo (6-5, R-Fr. G) | 10.0 |
| Quandre Green (6-0, Fr. G) | 9.3 |

2018-19 (30-7, 15-3 SEC)

Ranked 7th AP, 7th Coaches

Coach: John Calipari

| | | | | | |
|---------|------------------------|----------|-------|--------|---|
| Nov. 6 | 1 | vs. Duke | 2/4 | 84-118 | L |
| Nov. 9 | SOUTHERN ILLINOIS | 2/NR | 71-59 | W | |
| Nov. 14 | 2 NORTH DAKOTA | 10/NR | 96-58 | W | |
| Nov. 18 | 2 VMI | 10/NR | 92-82 | W | |
| Nov. 21 | 2 WINTHROP | 10/NR | 87-74 | W | |
| Nov. 23 | 2 TENNESSEE STATE | 10/NR | 77-62 | W | |
| Nov. 28 | MONMOUTH | 10/NR | 90-44 | W | |
| Dec. 1 | UNC GREENSBORO | 10/NR | 78-61 | W | |
| Dec. 8 | 3 vs. Seton Hall | 9/NR | 83-84 | L OT | |
| Dec. 15 | UTAH | 19/NR | 88-61 | W | |
| Dec. 22 | 4 vs. North Carolina | 19/9 | 80-72 | W | |
| Dec. 29 | at Louisville | 16/RV | 71-58 | W | |
| Jan. 5 | * at Alabama | 13/NR | 75-77 | L | |
| Jan. 8 | * TEXAS A&M | 18/NR | 85-74 | W | |
| Jan. 12 | * VANDERBILT | 18/NR | 56-47 | W | |
| Jan. 15 | * at Georgia | 12/NR | 69-49 | W | |
| Jan. 19 | * at Auburn | 12/14 | 82-80 | W | |
| Jan. 22 | * MISSISSIPPI STATE | 8/22 | 76-55 | W | |
| Jan. 26 | 5 KANSAS | 8/9 | 71-63 | W | |
| Jan. 29 | * at Vanderbilt | 7/NR | 87-62 | W | |
| Feb. 2 | * at Florida | 7/NR | 65-54 | W | |
| Feb. 5 | * SOUTH CAROLINA | 5/NR | 76-48 | W | |
| Feb. 9 | * at Mississippi State | 5/RV | 71-67 | W | |
| Feb. 12 | * LSU | 5/19 | 71-73 | L | |
| Feb. 16 | * TENNESSEE | 5/1 | 86-69 | W | |
| Feb. 19 | * at Missouri | 4/NR | 66-58 | W | |
| Feb. 23 | * AUBURN | 4/RV | 80-53 | W | |
| Feb. 26 | * ARKANSAS | 4/NR | 70-66 | W | |
| Mar. 2 | * at Tennessee | 4/7 | 52-71 | L | |
| Mar. 5 | * at Ole Miss | 6/NR | 80-76 | W | |
| Mar. 9 | * FLORIDA | 6/NR | 66-57 | W | |

| SEC Tournament (Nashville, Tenn.) | | | | | |
|-----------------------------------|---|---------------|------|-------|---|
| Mar. 15 | 6 | vs. Alabama | 4/NR | 73-55 | W |
| Mar. 16 | 6 | vs. Tennessee | 4/8 | 78-82 | L |

| NCAA First/Second Rounds (Jacksonville, Fla.) | | | | | |
|---|---|-----------------------|------|-------|---|
| Mar. 21 | 7 | vs. Abilene Christian | 7/NR | 79-44 | W |
| Mar. 23 | 7 | vs. Wofford | 7/19 | 62-56 | W |

| NCAA South Regional (Kansas City, Mo.) | | | | | |
|--|---|-------------|------|-------|------|
| Mar. 29 | 8 | vs. Houston | 7/11 | 62-58 | W |
| Mar. 31 | 8 | vs. Auburn | 7/14 | 71-77 | L OT |

2806-2394

- 1 State Farm Champions Classic (Bankers Life Fieldhouse | Indianapolis)
- 2 Ohio Valley Hardwood Showcase (Rupp Arena | Lexington)
- 3 Citi Hoops Classic (Madison Square Garden | New York)
- 4 CBS Sports Classic (United Center | Chicago)
- 5 SEC/Big 12 Challenge (Rupp Arena | Lexington)
- 6 Bridgestone Arena (Nashville, Tenn.)
- 7 VyStar Veterans Memorial Arena (Jacksonville, Fla.)
- 8 Sprint Center (Kansas City, Mo.)

**LEADING SCORERS**

| | |
|-----------------------------|------|
| PJ Washington (6-8 So. G) | 15.2 |
| Tyler Herro (6-5 Fr. G) | 14.0 |
| Keldon Johnson (6-6, Fr. G) | 13.5 |
| Reid Travis (6-8, Gr. F) | 11.2 |
| Quade Green (6-0, So. G) | 8.0 |



SERIES RECORDS VS. OPPONENTS

| SCHOOL | W | L | LAST TIME | DATE |
|--------------------------|-----|----|------------------------|------------|
| Abilene Christian | 1 | 0 | W, 79-44 | 3/21/2019 |
| Advent Memorial | 0 | 1 | L, 41-27 | 1/18/1909 |
| Air Force | 1 | 0 | W, 78-58 | 12/17/1965 |
| Akron | 2 | 0 | W, 83-64 | 11/28/1981 |
| Alabama | 113 | 38 | W, 73-55 | 3/15/2019 |
| Alaska Anchorage | 5 | 0 | W, 62-42 | 12/27/1999 |
| Albany | 1 | 0 | W, 78-65 | 11/13/2015 |
| Alcorn State | 1 | 0 | W, 94-63 | 1/2/2003 |
| Alumni | 4 | 0 | W, 62-25 | 12/7/1940 |
| American | 1 | 0 | W, 75-52 | 12/23/1997 |
| Appalachian State | 1 | 0 | W, 93-69 | 12/20/2008 |
| Arizona | 2 | 3 | L, 63-51 | 11/26/1999 |
| Arizona State | 5 | 0 | W, 115-69 | 11/28/2016 |
| Arkansas | 32 | 11 | W, 70-66 | 2/26/2019 |
| Arkansas-Little Rock | 1 | 0 | W, 73-51 | 1/3/2012 |
| Arkansas State | 1 | 0 | W, 75-6 | 1/8/1945 |
| Army | 1 | 0 | W, 80-65 | 12/21/1968 |
| Ashland YMCA | 2 | 0 | W, 30-19 | 1/20/1914 |
| Auburn | 94 | 20 | L, 77-71 ^{OT} | 3/31/2019 |
| Austin Peay | 5 | 0 | W, 90-69 | 12/19/2009 |
| Ball State | 1 | 0 | W, 73-53 | 11/23/2004 |
| Baylor | 7 | 2 | L, 67-62 | 12/6/2013 |
| Belmont | 1 | 0 | W, 93-80 | 12/21/2013 |
| Berea | 11 | 0 | W, 56-32 | 12/4/1944 |
| Bethany | 1 | 0 | W, 24-11 | 2/4/1911 |
| Boise State | 1 | 0 | W, 70-55 | 12/10/2013 |
| Boston University | 5 | 0 | W, 82-62 | 11/24/2015 |
| Bowling Green | 2 | 1 | L, 56-54 | 12/16/1988 |
| Bradley | 3 | 0 | W, 79-58 | 11/30/1979 |
| Buffalo | 2 | 0 | W, 95-75 | 3/17/2018 |
| Butler | 4 | 0 | W, 90-53 | 11/27/1982 |
| BYU | 3 | 0 | W, 79-58 | 3/17/1984 |
| California | 2 | 0 | W, 89-71 | 11/28/1988 |
| Campbell | 1 | 0 | W, 82-50 | 12/29/2004 |
| Canisius | 3 | 0 | W, 93-69 | 11/13/2016 |
| Carnegie Tech | 2 | 0 | W, 61-14 | 12/28/1943 |
| Centenary | 3 | 1 | W, 70-18 | 12/27/1940 |
| Central^ | 7 | 9 | W, 52-10 | 2/1/1912 |
| Central Arkansas | 1 | 0 | W, 67-40 | 11/6/2007 |
| Central Michigan | 2 | 0 | W, 84-52 | 12/29/2008 |
| Centre^ | 18 | 10 | W, 47-11 | 2/13/1929 |
| Chaminade | 1 | 0 | W, 89-57 | 11/26/1985 |
| Charlotte | 2 | 0 | W, 84-81 | 12/19/1987 |
| Chattanooga | 12 | 0 | W, 87-62 | 12/17/2011 |
| Chicago | 2 | 0 | W, 42-16 | 1/2/1935 |
| Christ Church | 0 | 4 | L, 30-19 | 3/1/1913 |
| Cincinnati | 28 | 10 | W, 64-51 | 3/21/2015 |
| Cincinnati YMCA | 0 | 2 | L, 38-9 | 1/27/1906 |
| City College of New York | 0 | 1 | L, 89-50 | 3/14/1950 |
| Clemson | 12 | 4 | W, 76-61 | 11/29/1997 |
| Cleveland State | 3 | 0 | W, 101-70 | 11/23/2016 |
| College of Charleston | 2 | 0 | W, 77-61 | 11/28/2006 |
| Colorado | 1 | 0 | W, 64-52 | 11/26/1998 |
| Columbia | 2 | 0 | W, 56-46 | 12/10/2014 |
| Coppin State | 2 | 0 | W, 91-61 | 12/28/2010 |
| Cornell | 1 | 1 | W, 62-45 | 3/25/2010 |
| Creighton | 8 | 4 | W, 65-63 | 3/23/2009 |
| Cumberland | 4 | 1 | W, 37-21 | 1/15/1921 |
| Dartmouth | 3 | 1 | W, 102-77 | 12/21/1973 |
| Davidson | 2 | 0 | W, 78-73 | 3/15/2018 |
| Dayton | 3 | 2 | L, 68-66 | 11/29/1999 |
| Delaware State | 1 | 0 | W, 71-42 | 11/22/2008 |

| SCHOOL | W | L | LAST TIME | DATE |
|--------------------|-----|----|-----------|------------|
| DePaul | 18 | 3 | W, 87-81 | 11/20/2006 |
| DePauw | 1 | 3 | W, 38-35 | 2/4/1944 |
| Detroit Mercy | 1 | 1 | W, 83-46 | 12/7/1982 |
| Drexel | 1 | 0 | W, 88-44 | 12/21/2009 |
| Duke | 12 | 10 | L, 118-84 | 11/6/2018 |
| Duquesne | 2 | 0 | W, 93-59 | 11/20/2016 |
| East Carolina | 1 | 0 | W, 86-52 | 12/20/1985 |
| Eastern Kentucky | 12 | 0 | W, 88-67 | 12/9/2015 |
| Eastern Michigan | 2 | 0 | W, 81-63 | 11/27/2013 |
| ETSU | 5 | 0 | W, 78-61 | 11/17/2017 |
| FIU | 1 | 0 | W, 92-49 | 12/31/2007 |
| Florida | 102 | 40 | W, 66-57 | 3/9/2019 |
| Florida A&M | 1 | 0 | W, 96-76 | 3/19/2004 |
| Florida Atlantic | 1 | 0 | W, 76-69 | 12/27/2008 |
| Florida State | 6 | 2 | W, 106-81 | 3/27/1993 |
| Fort Benning | 1 | 0 | W, 81-25 | 1/7/1946 |
| Fort Knox | 7 | 0 | W, 80-41 | 12/1/1947 |
| Fort Wayne | 1 | 0 | W, 86-67 | 11/22/2017 |
| Furman | 1 | 0 | W, 104-73 | 12/19/1989 |
| Gardner-Webb | 0 | 1 | L, 68-84 | 11/7/2007 |
| George Washington | 1 | 0 | W, 70-55 | 11/24/1997 |
| Georgetown (Ky.) | 35 | 15 | W, 39-19 | 12/2/1938 |
| Georgetown | 0 | 2 | L, 53-40 | 3/31/1984 |
| Georgia | 127 | 26 | W, 69-49 | 1/15/2019 |
| Georgia State | 2 | 0 | W, 73-46 | 12/6/2005 |
| Georgia Tech | 56 | 15 | L, 86-84 | 12/9/2000 |
| Gonzaga | 1 | 0 | W, 80-72 | 11/27/2002 |
| Grand Canyon | 1 | 0 | W, 84-45 | 11/14/2004 |
| Great Lakes | 0 | 2 | L, 53-39 | 3/6/1943 |
| Hampton | 1 | 0 | W, 79-56 | 3/19/2015 |
| Hardin-Simmons | 1 | 0 | W, 83-55 | 12/1/1965 |
| Hartford | 1 | 0 | W, 104-61 | 12/29/2009 |
| Harvard | 1 | 0 | W, 79-70 | 12/2/2017 |
| Hawaii | 2 | 0 | W, 86-59 | 11/28/1987 |
| High Point | 3 | 0 | W, 75-55 | 11/29/2005 |
| Hofstra | 1 | 0 | W, 96-73 | 12/11/2016 |
| Holy Cross | 3 | 0 | W, 72-68 | 3/15/2001 |
| Houston | 4 | 1 | W, 62-58 | 3/29/2019 |
| Idaho | 2 | 0 | W, 91-35 | 12/17/1955 |
| Illinois | 11 | 4 | W, 54-51 | 3/24/1984 |
| Illinois State | 1 | 0 | W, 75-63 | 11/30/2015 |
| Indiana | 32 | 25 | L, 73-67 | 3/19/2016 |
| Indiana Central | 4 | 0 | W, 94-61 | 12/3/1949 |
| Iona | 6 | 0 | W, 73-67 | 12/23/2005 |
| Iowa | 5 | 3 | L, 67-63 | 11/21/2005 |
| Iowa State | 3 | 0 | W, 87-71 | 3/17/2012 |
| IUPUI | 1 | 0 | W, 95-64 | 3/21/2003 |
| Jacksonville | 1 | 1 | W, 107-91 | 12/18/1981 |
| Jacksonville State | 1 | 0 | W, 91-48 | 11/21/2000 |
| Kansas | 23 | 9 | W, 71-63 | 1/26/2019 |
| Kansas State | 9 | 1 | L, 58-61 | 3/22/2018 |
| Kent State | 1 | 0 | W, 82-68 | 11/28/2001 |
| Kentucky State | 1 | 0 | W, 118-63 | 12/15/2001 |
| *Kentucky Wesleyan | 8 | 2 | W, 57-18 | 12/10/1938 |
| Lafayette | 1 | 0 | W, 101-49 | 11/16/2012 |
| Lamar | 3 | 0 | W, 86-64 | 12/28/2011 |
| LaSalle | 3 | 0 | W, 109-77 | 12/2/1978 |
| Lexington High | 1 | 1 | L, 36-29 | 1/13/1911 |
| Lexington YMCA | 2 | 5 | L, 27-25 | 1/24/1913 |
| Liberty | 2 | 0 | W, 80-54 | 11/21/2007 |
| Lipscomb | 2 | 0 | W, 88-50 | 12/15/2012 |
| LIU Brooklyn | 3 | 1 | W, 104-75 | 11/23/2012 |



SERIES RECORDS VS. OPPONENTS

| SCHOOL | W | L | LAST TIME | DATE |
|--------------------------|-----|----|---------------|------------|
| Long Beach State | 1 | 0 | W, 86-73 | 12/23/2009 |
| Longwood | 1 | 0 | W, 91-57 | 11/24/2008 |
| Louisiana | 0 | 1 | L, 116-113 OT | 3/5/2016 |
| Louisville | 36 | 16 | W, 71-58 | 12/29/2018 |
| Louisville Coliseum | 1 | 1 | L, 30-18 | 2/22/1908 |
| Louisville YMCA | 1 | 0 | W, 30-21 | 1/17/1914 |
| Louisville YMHA | 1 | 0 | W, 59-12 | 1/31/1914 |
| Loyola (Ill.) | 4 | 3 | L, 100-91 | 3/14/1964 |
| Loyola (La.) | 1 | 0 | W, 86-64 | 12/30/1963 |
| Loyola (Md.) | 1 | 0 | W, 87-63 | 12/22/2011 |
| LSU | 89 | 27 | L, 73-71 | 2/12/2019 |
| Maine | 1 | 0 | W, 100-54 | 12/30/1980 |
| Marietta | 2 | 2 | L, 27-23 | 3/4/1916 |
| Marist | 1 | 0 | W, 108-58 | 11/11/2011 |
| Marquette | 7 | 7 | L, 66-74 | 3/20/2008 |
| Marshall | 12 | 0 | W, 82-54 | 12/22/2012 |
| Maryland | 8 | 5 | W, 72-69 | 11/9/2012 |
| Maryville | 5 | 0 | W, 53-14 | 12/13/1940 |
| Memphis | 0 | 1 | L, 80-63 | 11/22/2006 |
| Mercer | 2 | 1 | W, 82-51 | 11/19/1998 |
| Mexico | 3 | 0 | W, 56-26 | 1/24/1942 |
| Mexico YMCA | 1 | 0 | W, 25-14 | 1/8/1924 |
| Miami (Fla.) | 3 | 1 | L, 67-73 | 12/6/2008 |
| Miami (Ohio) | 22 | 4 | W, 72-70 | 11/16/2009 |
| Michigan | 5 | 2 | W, 75-72 | 3/30/2014 |
| Michigan State | 13 | 11 | W, 69-48 | 11/15/2016 |
| Middle Tennessee | 0 | 1 | L, 50-44 | 3/11/1982 |
| Minnesota | 4 | 1 | W, 78-69 | 3/29/1997 |
| Mississippi State | 97 | 20 | W, 71-67 | 2/9/2019 |
| Mississippi Valley State | 3 | 0 | W, 85-60 | 12/18/2010 |
| Missouri | 12 | 1 | W, 66-58 | 2/19/2019 |
| Monmouth | 2 | 0 | W, 90-44 | 11/28/2018 |
| Montana | 1 | 0 | W, 81-69 | 3/13/1997 |
| Montana State | 1 | 0 | W, 86-28 | 11/23/2014 |
| Moores Hill | 1 | 0 | W, 32-11 | 2/14/1906 |
| Morehead State | 10 | 0 | W, 81-70 | 11/21/2012 |
| Mount St. Mary's | 1 | 0 | W, 113-67 | 3/16/1995 |
| Navy | 3 | 1 | W, 80-69 | 1/25/1987 |
| NC State | 3 | 1 | L, 54-51 | 2/2/1986 |
| Nebraska | 2 | 1 | W, 85-60 | 12/15/1972 |
| New Albany YMCA | 0 | 1 | L, 29-12 | 2/12/1906 |
| New Mexico State | 1 | 0 | W, 82-60 | 3/12/1999 |
| New York U. | 0 | 2 | L, 41-28 | 1/8/1936 |
| Niagara | 1 | 0 | W, 67-61 | 3/13/1976 |
| NJIT | 1 | 0 | W, 87-57 | 11/14/2015 |
| North Carolina | 16 | 24 | W, 80-72 | 12/22/2018 |
| North Dakota | 1 | 0 | W, 96-58 | 11/14/2018 |
| Northern Colorado | 1 | 0 | W, 106-73 | 12/1/1959 |
| Northern Kentucky | 2 | 0 | W, 79-70 | 3/17/2017 |
| Northwestern | 7 | 1 | L, 89-77 | 12/1/1975 |
| Northwestern State | 1 | 1 | L, 85-82 | 12/7/1988 |
| Notre Dame | 43 | 19 | W, 68-66 | 3/28/2015 |
| Oglethorpe | 1 | 0 | W, 81-12 | 12/13/1934 |
| Ohio | 14 | 1 | W, 71-63 | 12/30/2005 |
| Ohio State | 11 | 9 | L, 74-67 | 12/19/2015 |
| Ohio Wesleyan | 0 | 1 | L, 37-19 | 2/9/1911 |
| Oklahoma | 3 | 0 | W, 76-64 | 11/22/2010 |
| Oklahoma State | 3 | 1 | W, 90-65 | 12/21/1974 |
| Old Dominion | 2 | 0 | W, 62-52 | 11/20/2011 |
| Ole Miss | 107 | 13 | W, 80-76 | 3/5/2019 |
| Oregon | 1 | 0 | W, 95-68 | 12/16/1972 |
| Oregon State | 3 | 0 | W, 82-74 | 12/20/1975 |
| Otterbein | 0 | 1 | L, 41-27 | 2/10/1911 |
| Pennsylvania | 5 | 0 | W, 86-62 | 1/3/2011 |
| Penn State | 3 | 1 | W, 85-47 | 11/19/2011 |

| SCHOOL | W | L | LAST TIME | DATE |
|----------------------|-----|----|--------------|------------|
| Pepperdine | 1 | 0 | W, 88-56 | 12/21/1985 |
| Phillips Oilers | 0 | 1 | L, 53-49 | 3/31/1948 |
| Pittsburgh | 4 | 2 | L, 68-56 | 11/27/1998 |
| Portland | 4 | 0 | W, 74-46 | 12/8/2012 |
| Portland State | 1 | 0 | W, 114-88 | 12/16/1977 |
| Princeton | 3 | 1 | W, 59-57 | 3/17/2011 |
| Providence | 3 | 0 | W, 58-38 | 11/30/2014 |
| Purdue | 6 | 2 | W, 89-75 | 12/3/1997 |
| Radford | 1 | 0 | W, 88-40 | 11/23/2011 |
| Rhode Island | 1 | 0 | W, 46-45 | 3/20/1946 |
| Rider | 3 | 0 | W, 92-63 | 11/21/2009 |
| Robert Morris | 2 | 1 | W, 87-49 | 11/17/2013 |
| Rose Polytechnic | 1 | 1 | W, 33-12 | 1/30/1917 |
| Rutgers | 1 | 0 | W, 60-54 | 12/28/1992 |
| Saint Louis | 8 | 9 | W, 88-61 | 3/15/1998 |
| Sam Houston State | 1 | 0 | W, 102-92 | 11/19/2009 |
| Samford | 2 | 0 | W, 88-56 | 12/4/2012 |
| San Diego | 0 | 1 | L, 72-81 | 12/29/2007 |
| San Francisco | 1 | 0 | W, 110-83 | 12/28/1993 |
| San Jose State | 1 | 0 | W, 110-72 | 3/14/1996 |
| Santa Clara | 1 | 0 | W, 74-60 | 12/19/2006 |
| Seattle | 1 | 0 | W, 84-72 | 3/22/1958 |
| Seton Hall | 1 | 2 | L, 84-83 OT | 12/8/2018 |
| Sewanee | 6 | 0 | W, 60-15 | 2/15/1934 |
| SMU | 3 | 2 | L, 56-54 | 12/4/1984 |
| South Carolina | 52 | 12 | W, 76-48 | 2/5/2019 |
| South Carolina State | 1 | 0 | W, 82-67 | 3/13/1998 |
| South Dakota State | 1 | 0 | W, 71-54 | 11/13/2005 |
| Southern Cal | 0 | 3 | L, 80-76 | 3/22/2001 |
| Southern Illinois | 1 | 0 | W, 71-59 | 11/9/2018 |
| South Florida | 1 | 0 | W, 84-63 | 11/27/2015 |
| Stephen F. Austin | 1 | 0 | W, 87-64 | 11/11/16 |
| Stony Brook | 2 | 0 | W, 85-57 | 3/17/2016 |
| St. Andrews | 1 | 1 | L, 50-25 | 2/26/1915 |
| St. Bonaventure | 1 | 0 | W, 85-80 2OT | 3/16/2000 |
| St. John's | 11 | 5 | W, 81-59 | 12/1/2011 |
| St. Joseph's | 2 | 0 | W, 102-72 | 3/20/1997 |
| Stanford | 3 | 0 | W, 73-65 OT | 11/25/2009 |
| Syracuse | 8 | 3 | L, 52-50 | 3/18/2000 |
| TCU | 2 | 0 | W, 124-80 | 1/20/1996 |
| Temple | 14 | 4 | W, 56-52 | 12/8/1962 |
| Tennessee | 155 | 73 | L, 82-78 | 3/16/2019 |
| Tennessee State | 5 | 0 | W, 77-62 | 11/23/2018 |
| Tennessee Tech | 5 | 0 | W, 69-47 | 12/22/2007 |
| Texas | 2 | 0 | W, 63-51 | 12/5/2014 |
| Texas A&M | 10 | 4 | W, 85-74 | 1/8/2019 |
| Texas Southern | 1 | 0 | W, 83-35 | 11/24/2007 |
| Texas State | 1 | 0 | W, 82-36 | 12/10/1991 |
| Texas Tech | 4 | 0 | W, 83-68 | 12/17/1994 |
| Toledo | 1 | 0 | W, 63-54 | 11/27/1984 |
| Transylvania | 7 | 7 | W, 30-24 | 3/3/1911 |
| Troy | 1 | 0 | W, 70-62 | 11/20/2017 |
| Tufts | 1 | 0 | W, 66-56 | 3/24/1945 |
| Tulane | 41 | 5 | W, 76-60 | 12/10/2002 |
| Tulsa | 5 | 0 | W, 87-82 | 3/16/2002 |
| UAB | 2 | 3 | L, 76-79 | 12/15/2007 |
| UCF | 1 | 0 | W, 59-57 | 1/3/2006 |
| UCLA | 8 | 7 | L, 75-83 | 12/23/2017 |
| UConn | 1 | 4 | L, 60-54 | 4/7/2014 |
| UIC | 1 | 0 | W, 107-73 | 11/26/2017 |
| UMass | 5 | 1 | W, 82-68 | 12/22/2006 |
| UNC Asheville | 4 | 0 | W, 89-57 | 11/8/2013 |



| SCHOOL | W | L | LAST TIME | DATE |
|---------------------|-----|----|-----------|------------|
| UNC Greensboro | 1 | 0 | W, 78-61 | 12/1/2018 |
| UNLV | 4 | 0 | W, 70-60 | 3/17/2009 |
| Utah | 10 | 2 | W, 88-61 | 12/15/2018 |
| Utah Valley | 1 | 0 | W, 73-63 | 11/10/2017 |
| Utah State | 1 | 0 | W, 92-64 | 12/23/1957 |
| UT Arlington | 2 | 0 | W, 92-44 | 11/25/2014 |
| UTEP | 0 | 1 | L, 72-65 | 3/19/1966 |
| UT Martin | 2 | 0 | W, 111-76 | 11/25/2016 |
| Valparaiso | 2 | 0 | W, 87-63 | 12/7/2016 |
| Vanderbilt | 147 | 47 | W, 87-52 | 1/29/2019 |
| Vermont | 1 | 0 | W, 73-69 | 11/12/2017 |
| Vernon (Ind.) | 1 | 0 | W, 34-14 | 2/13/1906 |
| Villanova | 6 | 0 | W, 67-58 | 3/16/2007 |
| Virginia | 6 | 3 | L, 75-61 | 11/26/2002 |
| Virginia Tech | 4 | 1 | W, 93-86 | 12/16/2017 |
| VMI | 6 | 3 | W, 92-82 | 11/18/2018 |
| Wabash | 1 | 1 | W, 96-24 | 12/28/1946 |
| Wake Forest | 5 | 0 | W, 90-60 | 3/20/2010 |
| Washington | 2 | 0 | W, 74-67 | 11/23/2019 |
| Washington & Lee | 12 | 1 | W, 94-66 | 12/1/1956 |
| Washington State | 1 | 0 | W, 97-75 | 12/20/1974 |
| Wash.U St. Louis | 2 | 0 | W, 69-39 | 2/7/1948 |
| Wayne | 1 | 0 | W, 84-64 | 3/16/1956 |
| Western Carolina | 2 | 0 | W, 82-55 | 2/6/1997 |
| Western Kentucky | 4 | 2 | W, 81-66 | 3/15/2012 |
| Western Ontario | 4 | 0 | W, 90-18 | 12/10/1949 |
| West Texas State | 2 | 0 | W, 121-67 | 12/4/1978 |
| West Virginia | 16 | 5 | W, 83-76 | 1/27/2018 |
| Wichita State | 2 | 0 | W, 65-62 | 3/19/2017 |
| William & Mary | 1 | 0 | W, 92-47 | 12/22/2004 |
| Winthrop | 3 | 0 | W, 87-74 | 11/21/2018 |
| Wisconsin | 4 | 2 | L, 64-71 | 4/4/2015 |
| Wisconsin-Green Bay | 1 | 0 | W, 74-62 | 12/6/1995 |
| Wofford | 1 | 0 | W, 62-56 | 3/23/2019 |
| Wright Field | 1 | 0 | W, 61-28 | 1/15/1944 |
| Wright State | 4 | 0 | W, 78-62 | 11/20/2015 |
| Wyoming | 2 | 0 | W, 66-40 | 12/16/1983 |
| Xavier | 37 | 2 | W, 115-77 | 11/30/1968 |
| Yale | 1 | 0 | W, 79-58 | 12/27/1961 |

*-In 1918 the two teams played to a 21-21 tie.

^-Central University consolidated with Centre College in 1912. The schools are now considered one in the same under the name Centre.



KENTUCKY VS. D1 CONFERENCES

| | | |
|--|-------------------------|--|
| AMERICAN (5-1) | BIG EAST (34-20) | BIG WEST (5-0) |
| Cincinnati 1-0 | DePaul 1-0 | Long Beach State 1-0 |
| Houston 1-0 | Georgetown 0-1 | New Mexico State 1-0 |
| Louisville 2-0 | Louisville 6-3 | San Jose State 1-0 |
| UConn 0-1 | Marquette 0-1 | UNLV 2-0 |
| South Florida 1-0 | Miami (Fla.) 2-0 | |
| | Notre Dame 8-2 | BUCKEYE INTERCOLLEGIATE (8-2) |
| AMERICAN EAST (10-0) | Pittsburgh 0-2 | Cincinnati 1-2 |
| Albany 1-0 | Providence 2-0 | Marshall 2-0 |
| Boston 4-0 | Seton Hall 1-2 | Ohio 5-0 |
| Hartford 1-0 | St. John's 2-2 | |
| Maine 1-0 | Syracuse 4-3 | COLONIAL ATHLETIC ASSOCIATION (9-0) |
| Stony Brook 2-0 | UConn 1-3 | American 1-0 |
| Vermont 1-0 | Villanova 4-0 | Drexel 1-0 |
| | West Virginia 3-1 | East Carolina 1-0 |
| AMERICAN SOUTH (1-1) | | Hofstra 1-0 |
| Lamar 1-0 | BIG 8 (34-4) | Navy 1-0 |
| Louisiana 0-1 | Iowa State 2-0 | Old Dominion 2-0 |
| | Kansas 17-3 | West Virginia 1-0 |
| ATLANTIC ASSOC. OF WESTERN UNIVERSITY (2-0) | Kansas State 7-0 | William & Mary 1-0 |
| UCLA 2-0 | Missouri 2-0 | |
| | Nebraska 2-1 | CONFERENCE USA (14-9) |
| ATLANTIC COAST (56-41) | Oklahoma 2-0 | Cincinnati 1-0 |
| Clemson 1-2 | Oklahoma State 1-0 | Houston 1-1 |
| Duke 10-9 | Texas 1-0 | Louisville 6-4 |
| Florida State 1-0 | | Marquette 0-1 |
| Georgia Tech 6-2 | BIG 10 (91-57) | Marshall 1-0 |
| Louisville 4-1 | Illinois 11-4 | Memphis 0-1 |
| Maryland 7-3 | Indiana 32-25 | Saint Louis 1-0 |
| Miami (Fla.) 0-1 | Iowa 5-3 | Tulane 2-0 |
| North Carolina 15-21 | Michigan 5-2 | UAB 1-2 |
| North Carolina State 1-1 | Michigan State 5-7 | UCF 1-0 |
| Notre Dame 1-0 | Minnesota 4-1 | |
| South Carolina 1-0 | Northwestern 7-1 | EASTERN COLLEGIATE (5-0) |
| Virginia 4-1 | Ohio State 11-9 | Iona 1-0 |
| Virginia Tech 1-0 | Penn State 1-1 | Pittsburgh 4-0 |
| Wake Forest 4-0 | Purdue 6-2 | |
| | Wisconsin 4-2 | GREAT MIDWEST (0-1) |
| ATLANTIC SUN (10-0) | | Marquette 0-1 |
| Campbell 1-0 | BIG 12 (17-9) | |
| College of Charleston 1-0 | Baylor 1-2 | GULF STAR (1-0) |
| East Tennessee State 2-0 | Colorado 1-0 | Northwestern State 1-0 |
| Jacksonville State 1-0 | Iowa State 1-0 | |
| Lipscomb 2-0 | Kansas 6-6 | HORIZON (12-0) |
| Mercer 1-0 | Kansas State 2-1 | Butler 1-0 |
| NJIT 1-0 | Missouri 2-0 | Cleveland State 3-0 |
| Northern Kentucky 1-0 | Oklahoma 1-0 | Detroit Mercy 1-0 |
| | Texas 1-0 | Northern Kentucky 1-0 |
| | West Virginia 2-0 | UIC 1-0 |
| ATLANTIC 10 (13-2) | | Valparaiso 1-0 |
| Davidson 1-0 | BIG SKY (2-0) | Wisconsin-Green Bay 1-0 |
| Dayton 0-1 | Montana 1-0 | Wright State 3-0 |
| Duquesne 2-0 | Montana State 1-0 | |
| George Washington 1-0 | | INDEPENDENT (216-77) |
| Rutgers 1-0 | BIG SOUTH (13-2) | Air Force 1-0 |
| St. Bonaventure 1-0 | Gardner-Webb 0-1 | Army 1-0 |
| St. Joseph's 1-0 | High Point 3-0 | Bowling Green 1-0 |
| UMass 5-1 | Liberty 2-0 | Butler 2-0 |
| Virginia Tech 1-0 | UNC Asheville 4-0 | Cincinnati 10-4 |
| | Radford 1-0 | Dayton 3-1 |
| | VMI 0-1 | DePaul 17-3 |
| | Winthrop 3-0 | Detroit Mercy 0-1 |



| | | | |
|---------------------------------------|-------|---------------------------------------|---------------------------|
| Florida State | 2-2 | METRO ATLANTIC ATHLETIC (12-0) | OHIO VALLEY (44-2) |
| Georgetown | 0-1 | Canisius | Akron |
| Holy Cross | 2-0 | Iona | Austin Peay |
| Iona | 1-0 | Loyola (Md.) | Belmont |
| Jacksonville | 0-1 | Marist | Eastern Kentucky |
| LaSalle | 3-0 | Monmouth | Marshall |
| LIU Brooklyn | 2-1 | Rider | Middle Tennessee |
| Longwood | 1-0 | | Morehead State |
| Louisville | 8-3 | METROPOLITAN NEW YORK (8-5) | UT Martin |
| Loyola (Ill.) | 4-3 | City College of New York | Tennessee State |
| Loyola (La.) | 1-0 | New York | Tennessee Tech |
| Marquette | 7-4 | St. John's | Western Kentucky |
| Marshall | 4-0 | | |
| Miami (Fla.) | 1-0 | MID-AMERICAN (39-2) | OTHER (169-73-1) |
| Miami (Ohio) | 5-4 | Ball State | Alaska-Anchorage |
| Michigan State | 8-4 | Bowling Green | Advent Memorial |
| Navy | 2-1 | Buffalo | Alumni |
| New York | 0-1 | Michigan | Arkansas State |
| Niagara | 1-0 | Cincinnati | Ashland YMCA |
| Notre Dame | 34-17 | Eastern Michigan | Berea |
| Penn State | 2-0 | Kent State | Bethany |
| Portland State | 1-0 | Miami (Ohio) | Carnegie Tech |
| Providence | 1-0 | Ohio | Centenary |
| Seattle | 1-0 | Toledo | Central |
| South Carolina | 4-0 | | Centre |
| South Dakota State | 1-0 | MID-EASTERN ATHLETIC (6-0) | Chaminade |
| St. John's | 1-0 | Coppin State | Chattanooga |
| St. Joseph's | 1-0 | Delaware State | Chicago |
| Syracuse | 4-0 | Florida A&M | Christ Church |
| Temple | 14-4 | Hampton | Cincinnati YMCA |
| Tennessee | 12-11 | South Carolina State | Cumberland |
| Utah State | 1-0 | | DePauw |
| UTEP | 0-1 | MISSOURI VALLEY (29-14) | Fort Benning |
| Vanderbilt | 5-5 | Bradley | Fort Knox |
| Villanova | 2-0 | Creighton | Georgetown (Ky.) |
| Wabash | 0-1 | Houston | Great Lakes |
| Washington (St. Louis) | 1-0 | Illinois State | Hardin-Simmons |
| West Virginia | 7-2 | Oklahoma State | Indiana Central |
| Xavier | 37-2 | Saint Louis | Kentucky State |
| | | Southern Illinois | Kentucky Wesleyan |
| INDIANA COLLEGIATE (1-0) | | Tulsa | Lexington High |
| Butler | 1-0 | Wichita State | Lexington YMCA |
| | | Washington (St. Louis) | Louisville Coliseum |
| IVY (16-3) | | | Louisville YMCA |
| Columbia | 2-0 | MOUNTAIN STATES (4-1) | Louisville YMHA |
| Cornell | 1-1 | BYU | Marietta |
| Dartmouth | 3-1 | Utah | Maryville |
| Harvard | 1-0 | Wyoming | Mercer |
| Pennsylvania | 5-0 | | Mexico |
| Princeton | 3-1 | MOUNTAIN WEST (5-0) | Mexico YMCA |
| Yale | 1-0 | Boise State | Moores Hill |
| | | UNLV | New Albany YMCA |
| KENTUCKY INTERCOLLEGIATE (1-0) | | Utah | Northern Colorado |
| Louisville | 1-0 | | Ohio Wesleyan |
| | | NORTHEAST (6-1) | Oglethorpe |
| METRO (20-5) | | LIU Brooklyn | Otterbein |
| Cincinnati | 5-0 | Mount St. Mary's | Phillips Oilers |
| Florida State | 3-0 | Rider | Rose Polytechnic |
| Georgia Tech | 1-0 | Robert Morris | St. Andrews |
| Louisville | 9-5 | | Transylvania |
| Tulane | 2-0 | OHIO ATHLETIC (7-4) | Tufts |
| | | Cincinnati | Vernon (Ind.) |
| | | | Wabash |
| | | | Wayne |



| | | | | | |
|------------------------|-----------------|--------------------------|--------------------|------------------------------|---------------|
| Western Ontario | 4-0 | West Virginia | 3-2 | WEST COAST | (9-1) |
| West Texas State | 2-0 | Wofford | 1-0 | Gonzaga | 1-0 |
| Wright Field | 1-0 | | | Pepperdine | 1-0 |
| | | SOUTHEASTERN | (1,129-307) | Portland | 4-0 |
| PAC 12 | (24-13) | Alabama | 112-35 | San Diego | 0-1 |
| Arizona | 1-3 | Arkansas | 28-11 | San Francisco | 1-0 |
| Arizona State | 5-0 | Auburn | 92-20 | Santa Clara | 1-0 |
| California | 2-0 | Florida | 100-40 | UNLV | 1-0 |
| Oregon | 1-0 | Georgia | 121-21 | | |
| Oregon State | 3-0 | Georgia Tech | 42-10 | WESTERN ATHLETIC | (15-1) |
| Southern Cal | 0-3 | LSU | 89-27 | Arizona | 1-0 |
| Stanford | 3-0 | Mississippi State | 88-18 | BYU | 2-0 |
| UCLA | 5-7 | Missouri | 8-1 | Hawaii | 2-0 |
| Utah | 1-0 | Ole Miss | 103-11 | Grand Canyon | 1-0 |
| Washington | 2-0 | South Carolina | 44-11 | TCU | 1-0 |
| Washington State | 1-0 | Tennessee | 128-56 | Tulsa | 2-0 |
| | | Texas A&M | 8-3 | Utah | 4-1 |
| PATRIOT | (3-0) | Tulane | 33-4 | Utah Valley | 1-0 |
| Boston | 1-0 | Vanderbilt | 133-39 | Wyoming | 1-0 |
| Holy Cross | 1-0 | | | | |
| Lafayette | 1-0 | SOUTHLAND | (7-1) | YANKEE | (1-0) |
| | | Abilene Christian | 1-0 | Rhode Island | 1-0 |
| PACIFIC COAST | (3-0) | Central Arkansas | 1-0 | | |
| Idaho | 2-0 | Lamar | 2-0 | | |
| UCLA | 1-0 | Northwestern State | 0-1 | | |
| | | Sam Houston State | 1-0 | | |
| SOUTH ATLANTIC | | Stephen F. Austin | 1-0 | | |
| INTERCOLLEGIATE | (0-1) | Texas State | 1-0 | | |
| Virginia | 0-1 | | | | |
| | | SOUTHWEST | (21-3) | | |
| SOUTHERN | (130-41) | Arkansas | 4-0 | | |
| Alabama | 1-3 | Baylor | 6-0 | | |
| Appalachian State | 1-0 | Houston | 1-0 | | |
| Auburn | 2-0 | SMU | 3-2 | | |
| Chattanooga | 3-0 | Texas A&M | 2-1 | | |
| Clemson | 11-2 | TCU | 1-0 | | |
| College of Charleston | 1-0 | Texas Tech | 4-0 | | |
| Davidson | 1-0 | | | SOUTHWESTERN ATHLETIC | (5-0) |
| Duke | 2-1 | Alcorn State | 1-0 | Mississippi Valley State | 3-0 |
| ETSU | 3-0 | Mississippi Valley State | 3-0 | Texas Southern | 1-0 |
| Florida | 2-0 | | | | |
| Furman | 1-0 | SUMMIT LEAGUE | (5-0) | | |
| Georgia | 6-5 | Fort Wayne | 1-0 | | |
| Georgia Tech | 7-3 | IUPUI | 1-0 | | |
| Marshall | 3-0 | North Dakota | 1-0 | | |
| Maryland | 1-2 | Valparaiso | 1-0 | | |
| Mississippi State | 9-2 | Wright State | 1-0 | | |
| Ole Miss | 4-2 | | | SUN BELT | (16-2) |
| North Carolina | 1-3 | Arkansas-Little Rock | 1-0 | Charlotte | 2-0 |
| North Carolina State | 2-0 | Charlotte | 2-0 | FIU | 1-0 |
| Samford | 2-0 | FIU | 1-0 | Florida Atlantic | 1-0 |
| Sewanee | 6-0 | Florida Atlantic | 1-0 | Georgia State | 2-0 |
| South Carolina | 3-1 | Georgia State | 2-0 | Jacksonville | 1-0 |
| Tennessee | 15-6 | Jacksonville | 1-0 | Troy | 1-0 |
| Tulane | 4-1 | Troy | 1-0 | UT Arlington | 2-0 |
| UNC Greensboro | 109 | UT Arlington | 2-0 | UAB | 1-1 |
| Vanderbilt | 9-3 | UAB | 1-1 | Western Kentucky | 4-1 |
| Virginia | 2-1 | Western Kentucky | 4-1 | | |
| Virginia Tech | 2-1 | | | | |
| VMI | 6-2 | | | | |
| Wake Forest | 1-0 | | | | |
| Washington & Lee | 12-1 | | | | |
| Western Carolina | 2-0 | | | | |



SCORES VS. ALL OPPONENTS

ABILENE CHRISTIAN (UK LEADS, 1-0)

| Season | Score | Site |
|--------|----------|--|
| 2019: | W, 79-44 | at Jacksonville, Fla. <i>at Neutral Sites: UK leads, 1-0 at Jacksonville, Fla.: UK leads, 1-0</i> |

ADVENT MEMORIAL (AM LEADS, 1-0)

| Season | Score | Site |
|--------|----------|--|
| 1909: | L, 41-27 | at Walnut Hills, Ohio <i>at Walnut Hills, Ohio: AM leads, 1-0</i> |

AIR FORCE (UK LEADS, 1-0)

| Season | Score | Site |
|--------|----------|--|
| 1966: | W, 78-58 | at Lexington <i>at Lexington: UK leads, 1-0</i> |

AKRON (UK LEADS, 2-0)

| Season | Score | Site |
|--------|----------|---|
| 1937: | W, 32-22 | at Cincinnati |
| 1982: | W, 83-64 | at Lexington <i>at Lexington: UK leads, 1-0 at Neutral Sites: UK leads, 1-0 at Cincinnati: UK leads, 1-0</i> |

ALABAMA (UK LEADS, 113-38)

| Season | Score | Site |
|--------|------------------------|---------------------|
| 1923: | L, 45-35 | at Lexington |
| 1925: | L, 24-13 | at Tuscaloosa, Ala. |
| 1926: | W, 27-16 | at Lexington |
| 1929: | L, 27-26 | at Lexington |
| 1932: | W, 50-22 | at Lexington |
| 1933: | W, 35-21 | at Birmingham, Ala. |
| 1934: | W, 33-28 | at Birmingham, Ala. |
| 1935: | W, 26-21 | at Lexington |
| 1935: | W, 33-26 | at Birmingham, Ala. |
| 1936: | W, 25-16 | at Lexington |
| 1936: | W, 32-30 | at Tuscaloosa, Ala. |
| 1937: | W, 40-34 | at Lexington |
| 1937: | W, 38-27 | at Birmingham, Ala. |
| 1938: | L, 34-31 | at Lexington |
| 1938: | W, 57-31 | at Birmingham, Ala. |
| 1939: | W, 28-21 | at Lexington |
| 1939: | L, 41-38 | at Birmingham, Ala. |
| 1940: | W, 45-27 | at Lexington |
| 1940: | L, 36-32 | at Birmingham, Ala. |
| 1941: | W, 83-64 | at Lexington |
| 1941: | W, 38-36 | at Tuscaloosa, Ala. |
| 1941: | W, 46-38 | at Lexington |
| 1942: | W, 39-37 | at Louisville (SEC) |
| 1942: | L, 41-35 | at Tuscaloosa, Ala. |
| 1943: | W, 50-34 | at Lexington |
| 1943: | W, 36-34 | at Louisville (SEC) |
| 1943: | L, 41-32 | at Tuscaloosa, Ala. |
| 1945: | W, 67-41 | at Lexington |
| 1945: | W, 52-41 | at Louisville (SEC) |
| 1946: | W, 59-30 | at Louisville (SEC) |
| 1947: | W, 48-37 | at Tuscaloosa, Ala. |
| 1948: | W, 63-33 | at Lexington |
| 1948: | W, 41-31 | at Tuscaloosa, Ala. |
| 1948: | W, 63-33 | at Lexington |
| 1949: | W, 56-40 | at Tuscaloosa, Ala. |
| 1949: | W, 74-32 | at Lexington |
| 1950: | W, 66-64 | at Tuscaloosa, Ala. |
| 1950: | W, 77-57 | at Lexington |
| 1951: | W, 65-48 | at Lexington |
| 1952: | W, 71-67 | at Tuscaloosa, Ala. |
| 1954: | W, 68-43 | at Tuscaloosa, Ala. |
| 1955: | W, 66-52 | at Lexington |
| 1956: | L, 101-77 | at Montgomery, Ala. |
| 1957: | W, 79-60 | at Lexington |
| 1958: | W, 45-43 ^{OT} | at Montgomery, Ala. |
| 1959: | W, 39-32 | at Lexington |

| | | |
|-------|------------------------|------------------------------|
| 1960: | W, 75-55 | at Montgomery, Ala. |
| 1961: | W, 80-53 | at Lexington |
| 1962: | W, 73-65 | at Tuscaloosa, Ala. |
| 1963: | W, 80-63 | at Lexington |
| 1964: | L, 65-59 | at Tuscaloosa, Ala. |
| 1965: | L, 75-71 | at Tuscaloosa, Ala. |
| 1965: | W, 78-72 | at Lexington |
| 1966: | W, 82-62 | at Lexington |
| 1967: | W, 90-67 | at Tuscaloosa, Ala. |
| 1967: | L, 81-71 | at Tuscaloosa, Ala. |
| 1967: | W, 110-78 | at Lexington |
| 1968: | W, 84-76 | at Tuscaloosa, Ala. |
| 1968: | W, 96-83 | at Lexington |
| 1969: | W, 83-70 ^{OT} | at Tuscaloosa, Ala. |
| 1969: | W, 108-79 | at Lexington |
| 1970: | W, 86-71 | at Lexington |
| 1970: | W, 98-89 | at Tuscaloosa, Ala. |
| 1971: | W, 86-73 | at Tuscaloosa, Ala. |
| 1971: | W, 101-74 | at Lexington |
| 1972: | W, 77-74 | at Lexington |
| 1972: | L, 73-70 | at Tuscaloosa, Ala. |
| 1973: | W, 95-93 | at Tuscaloosa, Ala. |
| 1973: | W, 111-95 | at Lexington |
| 1974: | L, 81-77 | at Tuscaloosa, Ala. |
| 1974: | L, 94-71 | at Lexington |
| 1975: | W, 74-69 | at Lexington |
| 1975: | W, 84-79 | at Tuscaloosa, Ala. |
| 1976: | L, 76-63 | at Tuscaloosa, Ala. |
| 1976: | W, 90-85 | at Lexington |
| 1977: | W, 87-85 | at Tuscaloosa, Ala. |
| 1977: | W, 85-70 | at Lexington |
| 1978: | L, 78-62 | at Tuscaloosa, Ala. |
| 1978: | W, 97-84 | at Lexington |
| 1979: | L, 55-52 | at Tuscaloosa, Ala. |
| 1979: | W, 80-71 | at Lexington |
| 1979: | W, 101-100 | at Birmingham, Ala. (SEC) |
| 1980: | L, 78-64 | at Lexington |
| 1980: | W, 72-63 | at Tuscaloosa, Ala. |
| 1981: | L, 59-55 | at Tuscaloosa, Ala. |
| 1981: | W, 77-62 | at Lexington |
| 1982: | W, 86-69 | at Lexington |
| 1982: | W, 72-62 | at Tuscaloosa, Ala. |
| 1982: | L, 48-46 | at Lexington (SEC) |
| 1983: | L, 74-67 | at Tuscaloosa, Ala. |
| 1983: | W, 76-70 | at Lexington |
| 1983: | L, 69-64 | at Birmingham, Ala. (SEC) |
| 1984: | W, 76-66 | at Lexington |
| 1984: | L, 69-62 | at Tuscaloosa, Ala. |
| 1984: | W, 48-46 | at Nashville, Tenn. (SEC) |
| 1985: | L, 60-58 | at Tuscaloosa, Ala. |
| 1985: | W, 51-48 | at Lexington |
| 1986: | W, 76-52 | at Lexington |
| 1986: | W, 73-71 | at Tuscaloosa, Ala. |
| 1986: | W, 83-72 | at Lexington (SEC) |
| 1986: | W, 68-63 | at Atlanta (NCAA) |
| 1987: | L, 69-55 | at Lexington |
| 1987: | W, 70-69 | at Tuscaloosa, Ala. |
| 1988: | W, 63-55 | at Tuscaloosa, Ala. |
| 1988: | W, 82-68 | at Lexington |
| 1989: | L, 76-64 | at Tuscaloosa, Ala. |
| 1989: | L, 71-67 | at Lexington |
| 1990: | W, 82-65 | at Lexington |
| 1990: | L, 83-58 | at Tuscaloosa, Ala. |
| 1991: | L, 88-83 | at Tuscaloosa, Ala. |
| 1991: | W, 79-73 | at Lexington |
| 1992: | W, 107-83 | at Lexington |
| 1992: | W, 80-54 | at Birmingham, Ala. (SEC) |
| 1993: | W, 73-59 | at Tuscaloosa, Ala. |

| | | |
|-------|----------|----------------------------------|
| 1994: | W, 82-67 | at Lexington |
| 1995: | W, 72-52 | at Tuscaloosa, Ala. |
| 1996: | W, 84-65 | at Lexington |
| 1997: | W, 75-61 | at Tuscaloosa, Ala. |
| 1998: | W, 70-67 | at Louisville |
| 1998: | W, 82-71 | at Atlanta (SEC) |
| 1999: | L, 62-58 | at Tuscaloosa, Ala. |
| 2000: | W, 66-54 | at Lexington |
| 2001: | L, 70-60 | at Tuscaloosa, Ala. |
| 2002: | L, 64-61 | at Lexington |
| 2003: | W, 63-46 | at Tuscaloosa, Ala. |
| 2004: | W, 66-55 | at Lexington |
| 2005: | W, 78-71 | at Tuscaloosa, Ala. |
| 2006: | L, 68-64 | at Lexington |
| 2006: | W, 68-61 | at Nashville, Tenn., Tenn. (SEC) |
| 2007: | L, 72-61 | at Tuscaloosa, Ala. |
| 2007: | W, 79-67 | at Atlanta (SEC) |
| 2008: | W, 62-52 | at Lexington |
| 2009: | W, 61-51 | at Tuscaloosa, Ala. |
| 2010: | W, 66-55 | at Lexington |
| 2010: | W, 73-67 | at Nashville, Tenn. (SEC) |
| 2011: | L, 66-68 | at Tuscaloosa, Ala. |
| 2011: | W, 72-58 | at Atlanta (SEC) |
| 2012: | W, 77-71 | at Lexington |
| 2013: | L, 59-55 | at Tuscaloosa, Ala. |
| 2014: | W, 55-48 | at Lexington |
| 2015: | W, 70-48 | at Tuscaloosa, Ala. |
| 2015: | W, 70-55 | at Lexington |
| 2016: | W, 77-61 | at Tuscaloosa, Ala. |
| 2016: | W, 78-53 | at Lexington |
| 2016: | W, 85-59 | at Nashville, Tenn. (SEC) |
| 2017: | W, 67-58 | at Tuscaloosa, Ala. |
| 2017: | W, 79-74 | at Nashville, Tenn. (SEC) |
| 2018: | W, 81-71 | at Lexington |
| 2018: | W, 86-63 | at St. Louis (SEC) |
| 2019: | L, 77-75 | at Tuscaloosa, Ala. |
| 2019: | W, 73-55 | at Nashville, Tenn. (SEC) |

*at Lexington: UK leads, 57-10
at Tuscaloosa, Ala.: UK leads, 31-24
at Neutral Sites: UK leads, 25-4
at Atlanta: UK leads, 4-0
at Birmingham, Ala.: UK leads, 7-3
at Louisville: UK leads, 5-0
at Montgomery, Ala.: UK leads, 2-1
at Nashville, Tenn.: UK leads, 6-0
at St. Louis: UK leads, 1-0*

ALASKA ANCHORAGE (UK LEADS, 5-0)

| Season | Score | Site |
|--------|----------|--|
| 1980: | W, 52-17 | at Anchorage, Alaska (GAS) |
| 1981: | W, 53-20 | at Lexington (UKIT) |
| 1988: | W, 55-8 | at Lexington |
| 1997: | W, 62-25 | at Anchorage, Alaska (GAS) |
| 2000: | W, 62-42 | at Lexington |
| | | <i>at Lexington: UK leads, 3-0 at Anchorage, Alaska: UK leads, 2-0</i> |

ALBANY (UK LEADS, 1-0)

| Season | Score | Site |
|--------|----------|--|
| 2016: | W, 78-65 | at Lexington <i>at Lexington: UK leads, 1-0</i> |



SCORES VS. ALL OPPONENTS

ALCORN STATE (UK LEADS, 1-0)
Season Score Site
2003: W, 94-63 at Lexington
at Lexington: UK leads, 1-0

ALUMNI (UK LEADS, 4-0)
Season Score Site
1931: W, 52-17 at Lexington
1932: W, 53-20 at Lexington
1933: W, 55-8 at Lexington
1941: W, 62-25 at Lexington
at Lexington: UK leads, 4-0

AMERICAN (UK LEADS, 1-0)
Season Score Site
1998: W, 75-52 at Lexington
at Neutral Sites: UK leads, 1-0
at Louisville: UK leads, 1-0

APPALACHIAN STATE (UK LEADS, 1-0)
Season Score Site
2009: W, 93-69 at Louisville
at Neutral Sites: UK leads, 1-0
at Louisville: UK leads, 1-0

ARIZONA (UA LEADS, 3-2)
Season Score Site
1946: W, 77-53 at New York (NIT)
1994: W, 93-92 at Maui, Hawaii (Maui)
1997: L, 84-79 ^{OT} at Indianapolis (NCAA)
1998: L, 89-74 at Maui, Hawaii (Maui)
2000: L, 63-51 at New York (PreNIT)
at Neutral Sites: UA leads, 3-2
at Indianapolis: UA leads, 1-0
at Maui, Hawaii: Tied, 1-1
at New York: Tied, 1-1

ARIZONA STATE (UK LEADS, 5-0)
Season Score Site
1992: W, 94-68 at Lexington
1995: W, 97-73 at Birmingham, Ala. (NCAA)
2003: W, 82-65 at Maui, Hawaii (Maui)
2016: W, 72-58 at Lexington
2017: W, 115-69 at Paradise Island, Bahamas
at Lexington: UK leads, 1-0
at Neutral Sites: UK leads, 3-0
at Birmingham, Ala.: UK leads, 1-0
at Maui, Hawaii: UK leads, 1-0
at Paradise Island, Bahamas: UK leads 1-0

ARKANSAS (UK LEADS, 32-11)
Season Score Site
1946: W, 67-42 at Lexington
1949: W, 76-39 at Lexington
1950: W, 57-53 at Fayetteville, Ark.
1978: W, 65-59 at St. Louis (NCAA)
1992: L, 105-88 at Lexington
1993: L, 101-94 at Fayetteville, Ark.
1994: W, 92-81 at Lexington (SEC)
1994: L, 90-82 at Lexington
1994: W, 90-78 at Memphis, Tenn. (SEC)
1995: L, 94-92 at Fayetteville, Ark.
1995: W, 95-93 ^{OT} at Atlanta (SEC)
1996: W, 88-73 at Lexington
1996: W, 95-75 at New Orleans (SEC)
1997: W, 83-73 at Fayetteville, Ark.
1998: W, 80-77 ^{OT} at Lexington
1998: W, 99-74 at Atlanta (SEC)
1999: L, 74-70 at Fayetteville, Ark.

2000: W, 76-63 at Atlanta (SEC)
2000: W, 60-55 at Lexington
2000: L, 86-72 at Atlanta (SEC)
2001: L, 82-78 at Fayetteville, Ark.
2001: W, 87-78 at Nashville, Tenn. (SEC)
2002: W, 71-58 at Lexington
2003: W, 66-50 at Fayetteville, Ark.
2004: W, 73-56 at Lexington
2005: W, 68-67 at Fayetteville, Ark.
2006: W, 80-78 at Lexington
2007: W, 82-74 at Fayetteville, Ark.
2008: W, 63-58 at Lexington
2009: W, 79-63 at Fayetteville, Ark.
2010: W, 101-70 at Lexington
2011: L, 76-77 ^{OT} at Fayetteville, Ark.
2012: W, 86-63 at Lexington
2013: L, 73-60 at Fayetteville, Ark.
2014: L, 87-85 ^{OT} at Fayetteville, Ark.
2014: L, 71-67 ^{OT} at Lexington
2015: W, 84-67 at Lexington
2015: W, 78-63 at Nashville, Tenn. (SEC)
2016: W, 80-66 at Fayetteville, Ark.
2017: W, 97-71 at Lexington
2017: W, 82-65 at Nashville, Tenn. (SEC)
2018: W, 87-72 at Fayetteville, Ark.
2019: W, 70-66 at Lexington, Ky.
at Lexington: UK leads, 15-3
at Fayetteville, Ark.: UK leads, 8-7
at Neutral Sites: UK leads, 9-1
at Atlanta: UK leads, 3-1
at Memphis, Tenn.: UK leads, 1-0
at Nashville, Tenn.: UK leads, 3-0
at New Orleans: UK leads, 1-0
at St. Louis: UK leads, 1-0

ARKANSAS-LITTLE ROCK (UK LEADS, 1-0)
Season Score Site
2012: W, 73-51 at Louisville, Ky.
at Neutral Sites: UK leads, 1-0
at Louisville, Ky.: UK leads, 1-0

ARKANSAS STATE (UK LEADS, 1-0)
Season Score Site
1945: W, 75-6 at Lexington
at Lexington: UK leads, 1-0

ARMY (UK LEADS, 1-0)
Year Score Site
1969: W, 80-65 at Lexington (UKIT)
at Lexington: UK leads, 1-0

ASHLAND YMCA (UK LEADS, 2-0)
Season Score Site
1914: W, 28-15 at Lexington
1914: W, 30-19 at Ashland, Ky.
at Lexington: UK leads, 1-0
at Ashland, Ky.: UK leads, 1-0

AUBURN (UK LEADS, 94-20)
Season Score Site
1921: W, 40-25 at Lexington
1926: W, 35-26 at Lexington
1942: W, 40-31 at Louisville (SEC)
1946: W, 69-24 at Louisville (SEC)
1947: W, 84-18 at Louisville (SEC)
1949: W, 70-39 at Louisville (SEC)
1951: W, 79-35 at Lexington
1951: W, 84-54 at Louisville (SEC)
1952: W, 88-48 at Auburn, Ala.
1954: W, 107-79 at Montgomery, Ala.
1955: W, 93-59 at Lexington
1956: W, 82-81 at Montgomery, Ala.

1957: W, 103-85 at Lexington
1958: L, 64-63 at Birmingham, Ala.
1959: W, 75-56 at Lexington
1960: L, 61-60 at Auburn, Ala.
1961: W, 77-51 at Lexington
1962: W, 63-60 at Auburn, Ala.
1963: W, 78-59 at Lexington
1964: W, 99-79 at Montgomery, Ala.
1965: W, 73-67 at Lexington
1965: L, 88-69 at Auburn, Ala.
1966: W, 115-78 at Lexington
1966: W, 77-64 at Auburn, Ala.
1967: W, 60-58 at Lexington
1967: L, 62-49 at Auburn, Ala.
1968: L, 74-73 at Auburn, Ala.
1968: W, 89-57 at Lexington
1969: W, 105-93 at Lexington
1969: W, 90-86 at Auburn, Ala.
1970: W, 84-83 at Auburn, Ala.
1970: W, 102-81 at Lexington
1971: W, 114-75 at Lexington
1971: W, 102-83 at Auburn, Ala.
1972: W, 78-72 at Auburn, Ala.
1972: W, 102-67 at Lexington
1973: W, 88-57 at Lexington
1973: W, 91-79 at Auburn, Ala.
1974: W, 79-58 at Lexington
1974: L, 99-97 ^{OT} at Auburn, Ala.
1975: L, 90-85 at Auburn, Ala.
1975: W, 119-76 at Lexington
1976: L, 91-84 ^{OT} at Auburn, Ala.
1976: W, 93-82 at Lexington
1977: W, 75-68 at Auburn, Ala.
1977: W, 89-82 at Lexington
1978: W, 101-77 at Auburn, Ala.
1978: W, 104-81 at Lexington
1979: W, 86-83 ^{OT} at Auburn, Ala.
1979: W, 66-59 at Lexington
1980: W, 67-65 at Lexington
1980: W, 64-62 at Auburn, Ala.
1980: W, 69-61 at Birmingham, Ala. (SEC)
1981: W, 79-66 at Auburn, Ala.
1981: W, 102-74 at Lexington
1982: W, 83-71 at Lexington
1982: L, 83-81 at Auburn, Ala.
1982: W, 89-66 at Lexington (SEC)
1983: L, 75-67 at Lexington
1983: W, 71-69 at Auburn, Ala.
1984: L, 82-63 at Auburn, Ala.
1984: W, 84-64 at Lexington
1984: W, 51-49 at Nashville, Tenn. (SEC)
1985: W, 68-61 at Lexington
1985: W, 49-47 ^{OT} at Auburn, Ala.
1986: L, 60-56 at Auburn, Ala.
1986: L, 81-71 at Lexington
1987: W, 63-60 at Auburn, Ala.
1987: W, 75-71 at Lexington
1987: L, 79-72 at Atlanta (SEC)
1988: L, 53-52 at Lexington
1988: W, 69-62 at Auburn, Ala.
1989: W, 86-76 at Lexington
1989: L, 77-75 at Auburn, Ala.
1990: L, 74-70 at Auburn, Ala.
1990: W, 98-95 at Lexington
1991: W, 89-81 at Auburn, Ala.
1991: W, 114-93 at Lexington
1992: W, 85-67 at Auburn, Ala.
1993: W, 80-78 at Lexington
1994: W, 91-74 at Auburn, Ala.
1995: W, 98-64 at Lexington
1995: W, 93-81 at Atlanta (SEC)
1996: W, 88-73 at Auburn, Ala.
1997: W, 77-53 at Lexington



| | | |
|-------|------------------------|----------------------------|
| | W, 92-50 | at Memphis, Tenn. (SEC) |
| 1998: | W, 83-58 | at Auburn, Ala. |
| 1999: | W, 72-62 | at Lexington |
| | W, 69-57 | at Atlanta (SEC) |
| 2000: | L, 66-63 | at Auburn, Ala. |
| 2001: | W, 90-78 | at Lexington |
| 2002: | W, 69-62 | at Auburn, Ala. |
| 2003: | W, 67-51 | at Lexington |
| | W, 78-58 | at New Orleans (SEC) |
| 2004: | W, 68-59 | at Auburn, Ala. |
| 2005: | W, 81-73 | at Lexington |
| 2006: | W, 71-62 | at Auburn, Ala. |
| 2007: | W, 84-57 | at Lexington |
| 2008: | W, 66-63 | at Auburn, Ala. |
| 2009: | W, 73-64 | at Lexington |
| 2010: | W, 72-67 | at Auburn, Ala. |
| 2011: | W, 78-54 | at Lexington |
| 2012: | W, 68-53 | at Auburn, Ala. |
| 2013: | W, 75-53 | at Auburn, Ala. |
| | W, 72-62 | at Lexington |
| 2014: | W, 64-56 | at Auburn, Ala. |
| 2015: | W, 110-75 | at Lexington |
| | W, 91-67 | at Nashville (SEC) |
| 2016: | L, 75-70 | at Auburn, Ala. |
| 2017: | W, 92-72 | at Lexington |
| 2018: | L, 76-66 | at Auburn, Ala. |
| 2019: | W, 82-80 | at Auburn, Ala. |
| | W, 80-53 | at Lexington |
| | L, 77-71 ^{OT} | at Kansas City, Mo. (NCAA) |

*at Lexington: UK leads, 48-2
at Auburn, Ala.: UK leads, 31-15
at Neutral Sites: UK leads, 15-3
at Atlanta: UK leads, 2-1
at Birmingham, Ala.: Tied, 1-1
at Kansas City, Mo.: AU leads, 3-0
at Louisville: UK leads, 5-0
at Memphis, Tenn.: UK leads, 1-0
at Montgomery, Ala.: UK leads, 3-0
at Nashville, Tenn.: UK leads, 2-0
at New Orleans: UK leads, 1-0*

AUSTIN PEAY (UK LEADS, 5-0)

| Season | Score | Site |
|--------|--------------------------|-----------------------------------|
| 1973: | W, 106-100 ^{OT} | at Nashville, Tenn., Tenn. (NCAA) |
| 1987: | W, 71-69 | at Lexington |
| 1989: | W, 85-77 | at Louisville |
| 2004: | W, 61-53 | at Louisville |
| 2010: | W, 90-69 | at Lexington |

*at Lexington: UK leads, 2-0
at Neutral Sites: UK leads, 3-0
at Louisville: UK leads, 2-0
at Nashville, Tenn., Tenn.: UK leads, 1-0*

BALL STATE (UK LEADS, 1-0)

| Season | Score | Site |
|--------|----------|---------------|
| 2005: | W, 73-53 | at Cincinnati |

*at Neutral Sites: UK leads, 1-0
at Cincinnati: UK leads, 1-0*

BAYLOR (UK LEADS, 7-2)

| Season | Score | Site |
|--------|-----------|------------------------|
| 1947: | W, 75-34 | at Lexington |
| 1948: | W, 58-42 | at New York (NCAA) |
| | W, 77-59 | at New York (Olympic) |
| 1962: | W, 94-60 | at Lexington |
| 1964: | W, 101-65 | at Lexington |
| 1980: | W, 80-46 | at Lexington |
| 2012: | W, 82-70 | at Atlanta, Ga. (NCAA) |
| 2013: | L, 64-55 | at Lexington |
| 2014: | L, 67-62 | at Arlington, Texas |

*at Lexington: UK leads, 4-1
at Neutral Sites: UK leads, 3-1*

*at Arlington: BU leads, 1-0
at Atlanta: UK leads, 1-0
at New York: UK leads, 2-0*

BELMONT (UK LEADS, 1-0)

| Season | Score | Site |
|--------|----------|--------------|
| 2014: | W, 93-80 | at Lexington |

AT LEXINGTON: UK LEADS, 1-0

BEREA (UK LEADS, 11-0)

| Season | Score | Site |
|--------|----------|--------------|
| 1926: | W, 37-23 | at Lexington |
| 1928: | W, 37-16 | at Lexington |
| 1930: | W, 29-26 | at Lexington |
| 1931: | W, 41-25 | at Lexington |
| 1932: | W, 52-27 | at Lexington |
| 1936: | W, 58-30 | at Lexington |
| 1937: | W, 70-26 | at Lexington |
| 1938: | W, 69-35 | at Lexington |
| 1940: | W, 74-24 | at Lexington |
| 1944: | W, 54-40 | at Lexington |
| 1945: | W, 56-32 | at Lexington |

at Lexington: UK leads, 11-0

BETHANY (UK LEADS, 1-0)

| Season | Score | Site |
|--------|----------|--------------|
| 1911: | W, 24-11 | at Lexington |

at Lexington: UK leads, 1-0

BOISE STATE (UK LEADS, 1-0)

| Season | Score | Site |
|--------|----------|--------------|
| 2014: | W, 70-55 | at Lexington |

at Lexington: UK leads, 1-0

BOSTON UNIVERSITY (UK LEADS, 5-0)

| Season | Score | Site |
|--------|----------|---------------------|
| 1987: | W, 81-69 | at Lexington (UKIT) |
| 1995: | W, 90-49 | at Lexington |
| 2011: | W, 91-57 | at Lexington |
| 2015: | W, 89-65 | at Lexington |
| 2016: | W, 82-62 | at Lexington |

at Lexington: UK leads, 5-0

BOWLING GREEN (UK LEADS, 2-1)

| Season | Score | Site |
|--------|----------|---------------------|
| 1949: | W, 63-61 | at Cleveland |
| 1977: | W, 77-59 | at Lexington (UKIT) |
| 1989: | L, 56-54 | at Lexington (UKIT) |

*at Lexington: Tied, 1-1
at Neutral Sites: UK leads, 1-0
at Cleveland: UK leads, 1-0*

BRADLEY (UK LEADS, 3-0)

| Season | Score | Site |
|--------|----------|------------------------|
| 1949: | W, 62-52 | at Owensboro, Ky. |
| 1950: | W, 71-66 | at New Orleans (Sugar) |
| 1980: | W, 79-58 | at Anchorage, Alaska |

*at Neutral Sites: UK leads, 3-0
at Anchorage, Alaska: UK leads, 1-0
at New Orleans: UK leads, 1-0
at Owensboro, Ky.: UK leads, 1-0*

BUFFALO (UK LEADS, 2-0)

| Season | Score | Site |
|--------|----------|------------------------|
| 2015: | W, 71-52 | at Lexington |
| 2018: | W, 95-75 | at Boise, Idaho (NCAA) |

*at Lexington: UK leads, 1-0
at Neutral Sites: UK leads, 1-0
at Boise, Idaho: UK leads, 1-0*

BUTLER (UK LEADS, 4-0)

| Year | Score | Site |
|-------|----------|-----------------|
| 1911: | W, 21-16 | at Lexington |
| 1936: | W, 39-28 | at Indianapolis |

1962: W, 81-60 at Iowa City, Iowa (NCAA)
1983: W, 90-53 at Lexington
*at Lexington: UK leads, 2-0
at Indianapolis: UK leads, 1-0
at Neutral Sites: UK leads, 1-0
at Iowa City, Iowa: UK leads, 1-0*

BYU (UK LEADS, 3-0)

| Season | Score | Site |
|--------|----------|----------------------------|
| 1952: | W, 84-64 | at New Orleans (Sugar) |
| 1984: | W, 93-59 | at Lexington (UKIT) |
| | W, 93-68 | at Birmingham, Ala. (NCAA) |

*at Lexington: UK leads, 1-0
at Neutral Sites: UK leads, 2-0
at Birmingham, Ala.: UK leads, 1-0
at New Orleans: UK leads, 1-0*

CALIFORNIA (UK LEADS, 2-0)

| Season | Score | Site |
|--------|----------|----------------------|
| 1980: | W, 78-52 | at Lexington (UKIT) |
| 1989: | W, 89-71 | at Anchorage, Alaska |

*at Lexington: UK leads, 1-0
at Neutral Sites: UK leads, 1-0
at Anchorage, Alaska: UK leads, 1-0*

CAMPBELL (UK LEADS, 1-0)

| Season | Score | Site |
|--------|----------|--------------|
| 2005: | W, 82-50 | at Lexington |

at Lexington: UK leads, 1-0

CANISUS (UK LEADS, 3-0)

| Season | Score | Site |
|--------|----------|------------------|
| 1997: | W, 68-45 | at Lexington |
| 1998: | W, 81-54 | at Buffalo, N.Y. |
| 2017: | W, 93-69 | at Lexington |

*at Lexington: UK leads, 2-0
at Buffalo, N.Y.: UK leads, 1-0*

CARNEGIE TECH (UK LEADS, 2-0)

| Season | Score | Site |
|--------|----------|--------------|
| 1932: | W, 36-34 | at Lexington |
| 1944: | W, 61-14 | at New York |

*at Lexington: UK leads, 1-0
at Neutral Sites: UK leads, 1-0
at New York: UK leads, 1-0*

CENTENARY (UK LEADS, 3-1)

| Season | Score | Site |
|--------|----------|--------------|
| 1923: | L, 28-21 | at Lexington |
| 1937: | W, 37-19 | at Lexington |
| 1938: | W, 35-25 | at Lexington |
| 1941: | W, 70-18 | at Lexington |

at Lexington: UK leads, 3-1

CENTRAL (CC LEADS, 9-7)

| Season | Score | Site |
|--------|------------------------|------------------|
| 1906: | W, 15-14 | at Lexington |
| | W, 17-15 | at Danville, Ky. |
| 1907: | W, 22-9 | at Lexington |
| | L, 25-23 ^{OT} | at Lexington |
| | L, 15-13 | at Lexington |
| 1908: | L, 32-21 | at Danville, Ky. |
| | W, 31-20 | at Lexington |
| | L, 29-10 | at Danville, Ky. |
| 1909: | W, 24-23 | at Lexington |
| | L, 35-20 | at Danville, Ky. |
| | L, 26-20 | at Danville, Ky. |
| 1910: | L, 87-17 | at Danville, Ky. |
| | L, 31-13 | at Lexington |
| | L, 51-9 | at Danville, Ky. |
| 1912: | W, 32-13 | at Danville, Ky. |
| | W, 52-10 | at Lexington |

at Lexington: UK leads, 5-3
at Danville, Ky.: CC leads, 6-2
*Central University consolidated with Centre
College in 1912. The schools are now con-
sidered one in the same under the name.

CENTRAL ARKANSAS (UK LEADS, 1-0)

| Season | Score | Site |
|--------|----------|-----------------------------|
| 2008: | W, 67-40 | at Lexington |
| | | at Lexington: UK leads, 1-0 |

CENTRAL MICH. (UK LEADS, 2-0)

| Season | Score | Site |
|--------|----------|---------------------------------|
| 1975: | W, 90-73 | at Dayton, Ohio (NCAA) |
| 2009: | W, 84-52 | at Lexington |
| | | at Lexington: UK leads, 1-0 |
| | | at Neutral Sites: UK leads, 1-0 |
| | | at Dayton, Ohio: UK leads, 1-0 |

CENTRE (UK LEADS, 18-10)

| Season | Score | Site |
|--------|-------------------------|------------------|
| 1916: | W, 38-5 | at Danville, Ky. |
| | W, 38-14 | at Lexington |
| 1917: | W, 31-21 | at Lexington |
| | L, 38-24 | at Danville, Ky. |
| 1918: | L, 29-21 | at Danville, Ky. |
| | W, 22-20 ^{30T} | at Lexington |
| | L, 24-12 | at Louisville |
| 1919: | L, 38-30 | at Danville, Ky. |
| | L, 21-10 | at Lexington |
| 1920: | L, 44-15 | at Danville, Ky. |
| | L, 20-18 ^{0T} | at Lexington |
| 1921: | L, 29-27 | at Danville, Ky. |
| | W, 20-13 | at Lexington |
| 1922: | W, 28-21 | at Danville, Ky. |
| | W, 40-23 | at Lexington |
| 1923: | L, 14-21 | at Lexington |
| | L, 10-17 | at Danville, Ky. |
| 1924: | W, 27-18 | at Danville, Ky. |
| | W, 38-24 | at Lexington |
| 1925: | W, 33-26 | at Danville, Ky. |
| | W, 39-10 | at Lexington |
| 1926: | W, 45-25 | at Lexington |
| | W, 46-19 | at Danville, Ky. |
| 1927: | W, 27-25 | at Lexington |
| | W, 22-16 | at Danville, Ky. |
| 1928: | W, 36-23 | at Danville, Ky. |
| | W, 30-20 | at Lexington |
| 1929: | W, 47-11 | at Lexington |

at Lexington: UK leads, 11-3
at Danville, Ky.: UK leads, 7-6
at Neutral Sites: CC leads, 1-0
at Louisville: CC leads, 1-0

*Central University consolidated with Centre
College in 1912. The schools are now con-
sidered one in the same under the name.

CHAMINADE (UK LEADS, 1-0)

| Season | Score | Site |
|--------|----------|----------------------------|
| 1986: | W, 89-57 | at Honolulu |
| | | at Honolulu: UK leads, 1-0 |

CHARLOTTE (UK LEADS, 2-0)

| Season | Score | Site |
|--------|----------|---------------------------------|
| 1976: | W, 71-67 | at New York (NIT) |
| 1988: | W, 84-81 | at Lexington (UKIT) |
| | | at Lexington: UK leads, 1-0 |
| | | at Neutral Sites: UK leads, 1-0 |
| | | at New York: UK leads, 1-0 |

CHATTANOOGA (UK LEADS, 12-0)

| Season | Score | Site |
|--------|----------|-----------------------|
| 1914: | W, 40-7 | at Lexington |
| 1919: | W, 29-26 | at Chattanooga, Tenn. |

| | | |
|-------|----------|-----------------------|
| 1921: | W, 42-10 | at Lexington |
| 1923: | W, 25-18 | at Lexington |
| 1924: | W, 24-23 | at Chattanooga, Tenn. |
| 1931: | W, 55-18 | at Lexington |
| 1932: | W, 51-17 | at Lexington |
| 1934: | W, 47-20 | at Lexington |
| 1935: | W, 66-19 | at Lexington |
| 1991: | W, 86-70 | at Lexington |
| 2007: | W, 79-63 | at Louisville |
| 2012: | W, 87-62 | at Lexington |

at Lexington: UK leads, 9-0
at Chattanooga, Tenn.: UK leads, 2-0
at Neutral Sites: UK leads, 1-0
at Louisville: UK leads, 1-0

CHICAGO (UK LEADS, 2-0)

| Season | Score | Site |
|--------|----------|-----------------------------|
| 1933: | W, 58-26 | at Chicago |
| 1935: | W, 42-16 | at Lexington |
| | | at Lexington: UK leads, 1-0 |
| | | at Chicago: UK leads, 1-0 |

CHRIST CHURCH (CC LEADS, 4-0)

| Season | Score | Site |
|--------|----------|------------------------------|
| 1906: | L, 38-24 | at Lexington |
| | L, 54-17 | at Cincinnati |
| 1911: | L, 32-21 | at Cincinnati |
| 1913: | L, 30-19 | at Lexington |
| | | at Lexington: CC leads, 2-0 |
| | | at Cincinnati: CC leads, 2-0 |

CINCINNATI (UK LEADS, 28-10)

| Season | Score | Site |
|--------|-----------|------------------------|
| 1904: | W, 25-21 | at Lexington |
| 1906: | L, 29-16 | at Lexington |
| 1909: | L, 41-25 | at Cincinnati |
| | W, 28-23 | at Lexington |
| 1910: | L, 47-17 | at Cincinnati |
| 1913: | W, 20-18 | at Lexington |
| 1914: | W, 20-18 | at Lexington |
| 1916: | W, 39-24 | at Cincinnati |
| | W, 34-10 | at Lexington |
| 1919: | L, 28-18 | at Cincinnati |
| | W, 34-21 | at Lexington |
| 1920: | L, 13-11 | at Cincinnati |
| 1921: | W, 26-19 | at Cincinnati |
| 1923: | L, 33-24 | at Cincinnati |
| 1925: | W, 28-23 | at Lexington |
| | L, 24-20 | at Cincinnati |
| 1927: | L, 48-10 | at Lexington |
| | L, 51-22 | at Cincinnati |
| 1934: | W, 31-25 | at Lexington |
| 1938: | W, 38-21 | at Lexington |
| 1939: | W, 44-27 | at Lexington |
| 1940: | L, 39-30 | at Lexington |
| 1943: | W, 61-39 | at Lexington |
| 1944: | W, 58-30 | at Lexington |
| | W, 38-34 | at Cincinnati |
| 1945: | W, 66-24 | at Lexington |
| | W, 65-35 | at Cincinnati |
| 1946: | W, 67-31 | at Lexington |
| 1947: | W, 80-49 | at Cincinnati |
| 1948: | W, 67-31 | at Cincinnati |
| | W, 70-43 | at Lexington |
| 1984: | W, 24-11 | at Cincinnati |
| 1985: | W, 66-55 | at Lexington |
| 1986: | W, 84-54 | at Lexington |
| 1988: | W, 101-77 | at Lexington |
| 1991: | W, 75-71 | at Cincinnati |
| 2005: | W, 69-60 | at Indianapolis (NCAA) |
| 2015: | W, 64-51 | at Louisville (NCAA) |

at Lexington: UK leads, 18-3
at Cincinnati: UK leads, 8-7
at Neutral Sites: UK leads, 2-0

at Indianapolis: UK leads, 1-0
at Louisville: UK leads, 1-0

CINCINNATI YMCA (Cin. LEADS, 2-0)

| Season | Score | Site |
|--------|----------|-------------------------------------|
| 1905: | L, 43-22 | at Lexington |
| 1906: | L, 38-9 | at Cincinnati |
| | | at Lexington: Cin. YMCA leads, 1-0 |
| | | at Cincinnati: Cin. YMCA leads, 1-0 |

CITY COLLEGE OF NEW YORK (CCNY LEADS, 1-0)

| Season | Score | Site |
|--------|----------|-----------------------------------|
| 1950: | L, 89-50 | at New York (NIT) |
| | | at Neutral Sites: CCNY leads, 1-0 |
| | | at New York: CCNY leads, 1-0 |

CLEMSON (UK LEADS, 12-4)

| Season | Score | Site |
|--------|------------------------|-----------------------------------|
| 1922: | W, 38-14 | at Lexington |
| 1923: | L, 30-13 | at Lexington |
| 1924: | W, 38-13 | at Lexington |
| 1927: | W, 33-17 | at Lexington |
| 1930: | W, 31-15 | at Lexington |
| | W, 34-20 | at Clemson, S.C. |
| 1931: | W, 33-21 | at Lexington |
| | L, 29-26 | at Clemson, S.C. |
| 1932: | W, 43-24 | at Lexington |
| | W, 30-17 | at Clemson, S.C. |
| 1933: | W, 67-18 | at Lexington |
| 1934: | W, 42-32 | at Clemson, S.C. |
| 1940: | W, 55-31 | at Asheville, N.C. |
| 1979: | L, 68-67 ^{0T} | at Lexington (NIT) |
| 1997: | L, 79-71 ^{0T} | at Indianapolis |
| 1998: | W, 76-61 | at Phoenix |
| | | at Lexington: UK leads, 7-2 |
| | | at Clemson, S.C.: UK leads, 3-1 |
| | | at Neutral Sites: CU leads, 2-1 |
| | | at Asheville, N.C.: UK leads, 1-0 |
| | | at Indianapolis: CU leads, 1-0 |
| | | at Phoenix: CU leads, 1-0 |

CLEVELAND STATE (UK LEADS, 3-0)

| Season | Score | Site |
|--------|-----------|----------------------------------|
| 2010: | W, 73-49 | at Cancun, Mexico |
| 2014: | W, 68-61 | at Lexington |
| 2017: | W, 101-70 | at Lexington |
| | | at Lexington: UK leads, 2-0 |
| | | at Neutral Sites: UK leads, 1-0 |
| | | at Cancun, Mexico: UK leads, 1-0 |

COLLEGE OF CHARLESTON (UK LEADS, 2-0)

| Season | Score | Site |
|--------|----------|-------------------------------------|
| 1997: | W, 92-65 | at Anchorage, Alaska |
| 2007: | W, 77-61 | at Anchorage |
| | | at Lexington: UK leads, 1-0 |
| | | at Neutral Sites: UK leads, 1-0 |
| | | at Anchorage, Alaska: UK leads, 1-0 |

COLORADO (UK LEADS, 1-0)

| Season | Score | Site |
|--------|----------|----------------------------------|
| 1999: | W, 64-52 | at Bayamone, Puerto Rico |
| | | at Neutral Sites: UK leads, 1-0 |
| | | at Bayamone, P.R.: UK leads, 1-0 |

COLUMBIA (UK LEADS, 2-0)

| Season | Score | Site |
|--------|----------|---------------------------------|
| 1948: | W, 76-53 | at New York (NCAA) |
| 2015: | W, 56-46 | at Lexington |
| | | at Lexington: UK leads, 1-0 |
| | | at Neutral Sites: UK leads, 1-0 |
| | | at New York: UK leads, 1-0 |



COPPIN STATE (UK LEADS, 2-0)

| Season | Score | Site |
|--------|----------|--|
| 2005: | W, 77-46 | at Lexington |
| 2011: | W, 91-61 | at Lexington <i>at Lexington: UK leads, 2-0</i> |

CORNELL (TIED, 1-1)

| Season | Score | Site |
|--------|----------|--|
| 1967: | L, 92-77 | at Lexington |
| 2010: | W, 62-45 | at Syracuse, N.Y. (NCAA) <i>at Lexington: CU leads, 1-0 at Neutral Sites: UK leads, 1-0 at Syracuse, N.Y.: UK leads, 1-0</i> |

CREIGHTON (UK LEADS, 8-4)

| Season | Score | Site |
|--------|----------|--|
| 1930: | L, 28-27 | at Lexington |
| | W, 25-21 | at Lexington |
| 1933: | W, 32-26 | at Omaha, Neb. |
| | L, 34-22 | at Omaha, Neb. |
| 1935: | W, 63-42 | at Lexington |
| | W, 24-12 | at Lexington |
| 1936: | L, 31-29 | at Lexington |
| | W, 68-38 | at Lexington |
| 1937: | W, 59-36 | at Lexington |
| 1940: | L, 54-45 | at Omaha, Neb. |
| 1948: | W, 65-23 | at Omaha, Neb. |
| 2009: | W, 65-63 | at Omaha, Neb. (NIT) <i>at Lexington: UK leads, 5-2 at Omaha, Neb.: UK leads, 3-2</i> |

CUMBERLAND (UK LEADS, 4-1)

| Season | Score | Site |
|--------|----------|--|
| 1917: | W, 48-20 | at Williamsburg, Ky. |
| 1918: | W, 42-21 | at Williamsburg, Ky. |
| 1919: | W, 22-21 | at Williamsburg, Ky. |
| 1920: | L, 30-21 | at Williamsburg, Ky. |
| 1921: | W, 37-21 | at Lexington <i>at Lexington: UK leads, 1-0 at Williamsburg, Ky.: UK leads, 3-1</i> |

DARTMOUTH (UK LEADS, 3-1)

| Season | Score | Site |
|--------|-----------|--|
| 1942: | L, 47-28 | at New Orleans (NCAA) |
| 1963: | W, 95-49 | at Lexington |
| 1965: | W, 107-77 | at Lexington |
| 1974: | W, 102-77 | at Lexington <i>at Lexington: UK leads, 3-0 at Neutral Sites: DU leads, 1-0 at New Orleans: DU leads, 1-0</i> |

DAVIDSON (UK LEADS, 2-0)

| Season | Score | Site |
|--------|----------|---|
| 1986: | W, 75-55 | at Charlotte, N.C. (NCAA) |
| 2018: | W, 78-73 | at Boise, Idaho (NCAA) <i>at Neutral Sites: UK leads, 2-0 at Boise, Idaho: UK leads, 1-0 at Charlotte, N.C.: UK leads, 1-0</i> |

DAYTON (UK LEADS, 3-2)

| Season | Score | Site |
|--------|----------|--|
| 1948: | W, 70-29 | at Lexington |
| 1956: | L, 89-74 | at Lexington (UKIT) |
| 1966: | W, 86-79 | at Iowa City, Iowa (NCAA) |
| 1968: | W, 88-85 | at Lexington (UKIT) |
| 2000: | L, 68-66 | at Cincinnati <i>at Lexington: UK leads, 2-1 at Neutral Sites: Tied, 1-1 at Cincinnati: UD leads, 1-0 at Iowa City, Iowa: UK leads, 1-0</i> |

DELAWARE STATE (UK LEADS, 1-0)

| Season | Score | Site |
|--------|----------|--|
| 2009: | W, 71-42 | at Lexington <i>at Lexington: UK leads, 1-0</i> |

DEPAUL (UK LEADS, 18-3)

| Season | Score | Site |
|--------|-----------|---|
| 1943: | L, 53-44 | at Chicago |
| 1947: | W, 65-45 | at Louisville |
| | L, 53-47 | at Chicago |
| 1948: | W, 74-50 | at Louisville |
| | W, 68-51 | at Chicago |
| 1949: | W, 67-36 | at Louisville |
| | W, 56-45 | at Chicago |
| 1950: | W, 49-47 | at Louisville |
| | W, 86-53 | at Chicago |
| 1951: | W, 63-55 | at Lexington |
| | W, 60-57 | at Chicago |
| 1952: | W, 98-60 | at Lexington |
| | W, 63-61 | at Chicago |
| 1954: | W, 81-63 | at Lexington |
| | W, 76-61 | at Chicago |
| 1955: | W, 92-59 | at Lexington |
| | W, 76-72 | at Chicago |
| 1956: | W, 71-69 | at Lexington |
| | L, 81-79 | at Chicago |
| 1971: | W, 106-85 | at Lexington (UKIT) |
| 2007: | W, 87-81 | at Honolulu <i>at Lexington: UK leads, 6-0 at Chicago: UK leads, 7-3 at Neutral Sites: UK leads, 5-0 at Honolulu: UK leads, 1-0 at Louisville: UK leads, 4-0</i> |

DEPAUW (DU LEADS, 3-1)

| Season | Score | Site |
|--------|----------|--|
| 1910: | L, 24-11 | at Lexington |
| | L, 28-16 | at Greencastle, Ind. |
| 1926: | L, 38-29 | at Lexington |
| 1944: | W, 38-35 | at Lexington <i>at Lexington: DU leads, 2-1 at Greencastle, Ind.: DU leads, 1-0</i> |

DETROIT MERCY (TIED, 1-1)

| Season | Score | Site |
|--------|----------|--|
| 1944: | L, 34-26 | at Detroit |
| 1983: | W, 83-46 | at Lexington <i>at Lexington: UK leads, 1-0 at Detroit: DM leads, 1-0</i> |

DREXEL (UK LEADS, 1-0)

| Season | Score | Site |
|--------|----------|--|
| 2010: | W, 88-44 | at Lexington <i>at Lexington: UK leads, 1-0</i> |

DUKE (UK LEADS, 12-10)

| Season | Score | Site |
|--------|--------------------------|--------------------------------|
| 1930: | L, 37-32 | at Atlanta (So. Con.) |
| 1931: | W, 35-30 | at Atlanta (So. Con.) |
| 1932: | W, 37-30 | at Lexington |
| 1954: | W, 85-69 | at Lexington (UKIT) |
| 1956: | W, 81-76 | at Lexington |
| 1957: | L, 85-84 | at Durham, N.C. |
| 1958: | W, 78-74 | at Lexington |
| 1959: | W, 78-64 | at Durham, N.C. |
| 1964: | W, 81-79 | at New Orleans (Sugar) |
| 1966: | W, 83-79 | at College Park, Md. (NCAA) |
| 1970: | W, 98-76 | at Lexington (UKIT) |
| 1978: | W, 94-88 | at St. Louis (NCAA) |
| 1980: | L, 82-76 ^{OT} | at Springfield, Mass. |
| | L, 55-54 | at Lexington (NCAA) |
| 1989: | L, 80-55 | at Springfield, Mass. |
| 1992: | L, 104-103 ^{OT} | at Philadelphia (NCAA) |

| | | |
|-------|------------------------|--|
| 1998: | W, 86-84 | at St. Petersburg, Fla. (NCAA) |
| 1999: | L, 71-60 | at E. Rutherford, N.J. |
| 2002: | L, 95-92 ^{OT} | at E. Rutherford, N.J. |
| 2013: | L, 75-68 | at Atlanta, Ga. |
| 2016: | W, 74-63 | at Chicago |
| 2019: | L, 118-84 | at Indianapolis <i>at Lexington: UK leads, 5-1 at Durham, N.C.: Tied, 1-1 at Neutral Sites: DU leads, 8-6 at Atlanta: DU leads, 2-1 at Chicago: UK leads, 1-0 at College Park, Md.: UK leads, 1-0 at East Rutherford, N.J.: DU leads, 2-0 at Indianapolis: DU leads, 1-0 at New Orleans: UK leads, 1-0 at Philadelphia: DU leads, 1-0 at Springfield, Mass.: DU leads, 2-0 at St. Louis: UK leads, 1-0 at St. Petersburg, Fla.: UK leads, 1-0</i> |

DUQUESNE (UK LEADS, 2-0)

| Season | Score | Site |
|--------|----------|--|
| 1983: | W, 55-42 | at Lexington (UKIT) |
| 2017: | W, 93-59 | at Lexington <i>at Lexington: UK leads, 2-0</i> |

EAST CAROLINA (UK LEADS, 1-0)

| Season | Score | Site |
|--------|----------|---|
| 1986: | W, 86-52 | at Lexington (UKIT) <i>at Lexington: UK leads, 1-0</i> |

EASTERN KENTUCKY (UK LEADS, 12-0)

| Season | Score | Site |
|--------|-----------|--|
| 1959: | W, 35-10 | at Lexington |
| 1991: | W, 74-60 | at Lexington |
| 1992: | W, 85-55 | at Lexington |
| 1993: | W, 82-73 | at Lexington |
| 1994: | W, 107-78 | at Lexington |
| 1999: | W, 99-64 | at Lexington |
| 2001: | W, 94-79 | at Lexington |
| 2004: | W, 101-72 | at Lexington |
| 2005: | W, 72-64 | at Indianapolis (NCAA) |
| 2007: | W, 78-65 | at Lexington |
| 2015: | W, 82-49 | at Lexington |
| 2016: | W, 88-67 | at Lexington <i>at Lexington: UK leads, 11-0 at Neutral Sites: UK leads, 1-0 at Indianapolis: UK leads, 1-0</i> |

EASTERN MICHIGAN (UK LEADS, 2-0)

| Season | Score | Site |
|--------|----------|--|
| 2013: | W, 90-38 | at Lexington |
| 2014: | W, 81-63 | at Lexington <i>at Lexington: UK leads, 2-0</i> |

ETSU (UK LEADS, 5-0)

| Season | Score | Site |
|--------|-----------|--|
| 1981: | W, 69-54 | at Lexington |
| 1985: | W, 62-57 | at Lexington |
| 2010: | W, 100-71 | at New Orleans (NCAA) |
| 2011: | W, 88-65 | at Lexington |
| 2018: | W, 78-61 | at Lexington <i>at Lexington: UK leads, 4-0 at Neutral Sites: UK leads, 1-0 at New Orleans: UK leads, 1-0</i> |

FIU (UK LEADS, 1-0)

| Season | Score | Site |
|--------|----------|--|
| 2008: | W, 92-49 | at Lexington <i>at Lexington: UK leads, 1-0</i> |



FLORIDA (UK LEADS, 102-40)

| Season | Score | Site |
|--------|-----------|---------------------------|
| 1927: | W, 44-36 | at Lexington |
| 1931: | W, 56-36 | at Atlanta (So.Con.) |
| 1933: | W, 48-24 | at Atlanta (SEC) |
| 1934: | L, 38-32 | at Atlanta (SEC) |
| 1942: | W, 42-36 | at Louisville (SEC) |
| 1945: | W, 57-35 | at Louisville (SEC) |
| 1946: | W, 69-32 | at Louisville (SEC) |
| 1948: | W, 87-31 | at Louisville (SEC) |
| 1949: | W, 73-36 | at Louisville (SEC) |
| 1951: | W, 85-37 | at Lexington |
| 1952: | W, 99-52 | at Gainesville, Fla. |
| 1954: | W, 97-55 | at Gainesville, Fla. |
| 1955: | W, 87-63 | at Lexington |
| 1956: | W, 81-70 | at Gainesville, Fla. |
| 1957: | W, 61-28 | at Lexington |
| 1958: | W, 78-56 | at Gainesville, Fla. |
| 1959: | W, 94-51 | at Lexington |
| 1960: | W, 75-62 | at Gainesville, Fla. |
| 1961: | W, 89-68 | at Lexington |
| 1962: | W, 81-69 | at Gainesville, Fla. |
| 1963: | W, 94-71 | at Lexington |
| 1964: | W, 77-72 | at Gainesville, Fla. |
| 1965: | L, 84-68 | at Gainesville, Fla. |
| | W, 78-61 | at Lexington |
| 1966: | W, 78-64 | at Gainesville, Fla. |
| | W, 85-75 | at Lexington |
| 1967: | L, 78-75 | at Lexington |
| | L, 89-72 | at Gainesville, Fla. |
| 1968: | W, 99-76 | at Lexington |
| | L, 96-78 | at Gainesville, Fla. |
| 1969: | W, 88-67 | at Lexington |
| | L, 82-81 | at Gainesville, Fla. |
| 1970: | W, 88-69 | at Gainesville, Fla. |
| | W, 110-65 | at Lexington |
| 1971: | W, 101-75 | at Lexington |
| | L, 74-65 | at Gainesville, Fla. |
| 1972: | L, 72-70 | at Gainesville, Fla. |
| | W, 95-68 | at Lexington |
| 1973: | W, 95-65 | at Lexington |
| | W, 94-83 | at Gainesville, Fla. |
| 1974: | W, 91-82 | at Gainesville, Fla. |
| | L, 75-65 | at Lexington |
| 1975: | W, 87-65 | at Lexington |
| | L, 66-58 | at Gainesville, Fla. |
| 1976: | W, 89-82 | at Gainesville, Fla. |
| | W, 96-89 | at Lexington |
| 1977: | W, 73-71 | at Gainesville, Fla. |
| | W, 104-78 | at Lexington |
| 1978: | W, 86-67 | at Gainesville, Fla. |
| | W, 88-61 | at Lexington |
| 1979: | L, 76-65 | at Gainesville, Fla. |
| | W, 87-81 | at Lexington |
| 1980: | W, 76-63 | at Gainesville, Fla. |
| | W, 95-70 | at Lexington |
| 1981: | W, 102-48 | at Lexington |
| | W, 69-56 | at Gainesville, Fla. |
| 1982: | W, 91-76 | at Gainesville, Fla. |
| | W, 84-78 | at Lexington |
| 1983: | W, 70-63 | at Lexington |
| | W, 73-61 | at Gainesville, Fla. |
| 1984: | L, 69-57 | at Gainesville, Fla. |
| | W, 67-65 | at Lexington |
| 1985: | L, 67-55 | at Lexington |
| | W, 76-68 | at Gainesville, Fla. |
| | L, 58-55 | at Birmingham, Ala. (SEC) |
| 1986: | W, 72-55 | at Gainesville, Fla. |
| | W, 80-69 | at Lexington |
| 1987: | W, 67-62 | at Lexington |
| | L, 74-56 | at Gainesville, Fla. |
| 1988: | L, 58-56 | at Lexington |
| | L, 83-76 | at Gainesville, Fla. |
| 1989: | W, 69-56 | at Gainesville, Fla. |

| | | |
|-------|------------------------|---------------------------------------|
| | L, 59-53 | at Lexington |
| | W, 89-81 | at Lexington |
| | W, 78-74 | at Gainesville, Fla. |
| 1991: | W, 81-65 | at Lexington |
| | W, 90-74 | at Gainesville, Fla. |
| 1992: | W, 81-60 | at Lexington |
| | L, 79-62 | at Gainesville, Fla. |
| 1993: | W, 71-48 | at Lexington |
| | W, 85-77 | at Gainesville, Fla. |
| 1994: | L, 59-57 | at Gainesville, Fla. |
| | W, 80-77 | at Lexington |
| | W, 73-60 | at Memphis, Tenn. (SEC) |
| 1995: | W, 83-67 | at Gainesville, Fla. |
| | W, 87-77 | at Lexington |
| | W, 86-72 | at Atlanta (SEC) |
| 1996: | W, 77-63 | at Lexington |
| | W, 94-63 | at Gainesville, Fla. |
| | W, 100-76 | at New Orleans (SEC) |
| 1997: | W, 92-65 | at Gainesville, Fla. |
| | W, 85-56 | at Lexington |
| 1998: | L, 86-78 | at Lexington |
| | W, 79-54 | at Gainesville, Fla. |
| 1999: | W, 93-58 | at Lexington |
| | L, 75-68 | at Gainesville, Fla. |
| 2000: | L, 90-73 | at Gainesville, Fla. |
| | W, 85-70 | at Lexington |
| 2001: | W, 71-70 | at Lexington |
| | L, 94-86 | at Gainesville, Fla. |
| 2002: | W, 70-68 | at Gainesville, Fla. |
| | W, 70-67 | at Lexington |
| 2003: | W, 70-55 | at Lexington |
| | W, 69-67 | at Gainesville, Fla. |
| 2004: | W, 68-65 | at Gainesville, Fla. |
| | W, 82-62 | at Lexington |
| | W, 89-73 | at Atlanta (SEC) |
| 2005: | W, 69-66 | at Lexington |
| | L, 53-52 | at Gainesville, Fla. |
| | L, 70-53 | at Atlanta (SEC) |
| 2006: | L, 95-80 | at Atlanta (SEC) |
| | L, 79-64 | at Lexington |
| 2007: | L, 64-61 | at Lexington |
| | L, 85-72 | at Gainesville, Fla. |
| 2008: | L, 81-70 ^{OT} | at Gainesville, Fla. |
| | W, 75-70 | at Lexington |
| 2009: | W, 68-65 | at Lexington |
| | L, 60-53 | at Gainesville, Fla. |
| 2010: | W, 89-77 | at Gainesville, Fla. |
| | W, 74-66 | at Lexington |
| 2011: | L, 68-70 | at Gainesville, Fla. |
| | W, 76-68 | at Lexington |
| | W, 70-54 | at Atlanta (SEC) |
| 2012: | W, 78-58 | at Lexington |
| | W, 74-59 | at Gainesville, Fla. |
| | W, 74-71 | at New Orleans (SEC) |
| 2013: | L, 69-52 | at Gainesville, Fla. |
| | W, 61-57 | at Lexington |
| 2014: | L, 69-59 | at Lexington |
| | L, 84-65 | at Gainesville, Fla. |
| | L, 61-60 | at Altanta, Ga. (SEC) |
| 2015: | W, 68-61 | at Gainesville, Fla. |
| | W, 67-50 | at Lexington |
| | W, 64-49 | at Nashville, Tenn. (SEC) |
| 2016: | W, 80-61 | at Lexington |
| | W, 88-79 | at Gainesville, Fla. |
| 2017: | L, 86-66 | at Gainesville, Fla. |
| | W, 76-66 | at Lexington |
| 2018: | L, 66-64 | at Lexington |
| | L, 80-67 | at Gainesville, Fla. |
| 2019: | W, 65-54 | at Gainesville, Fla. |
| | W, 66-57 | at Lexington |
| | | at Lexington: UK leads, 52-10 |
| | | at Gainesville, Fla.: UK leads, 36-26 |
| | | at Neutral Sites: UK leads, 14-4 |

at Atlanta: UK leads, 5-3
 at Birmingham, Ala.: UF leads, 1-0
 at Louisville: UK leads, 5-0
 at Memphis, Tenn.: UK leads, 1-0
 at Nashville, Tenn.: UK leads, 1-0
 at New Orleans: UK leads, 2-0

FLORIDA A&M (UK LEADS, 1-0)

| Season | Score | Site |
|--------|----------|----------------------------------|
| 2004: | W, 96-76 | at Columbus, Ohio (NCAA) |
| | | at Neutral Sites: UK leads, 1-0 |
| | | at Columbus, Ohio: UK leads, 1-0 |

FLORIDA ATLANTIC (UK LEADS, 1-0)

| Season | Score | Site |
|--------|----------|-----------------------------|
| 2009: | W, 76-69 | at Lexington |
| | | at Lexington: UK leads, 1-0 |

FLORIDA STATE (UK LEADS, 6-2)

| Season | Score | Site |
|--------|-----------|--------------------------------------|
| 1959: | W, 91-68 | at Lexington |
| 1961: | L, 63-58 | at Lexington |
| 1963: | W, 83-54 | at Lexington |
| 1972: | L, 73-54 | at Dayton, Ohio (NCAA) |
| 1977: | W, 97-57 | at Louisville |
| 1978: | W, 85-76 | at Knoxville, Tenn. (NCAA) |
| 1980: | W, 97-78 | at Bowling Green, Ky. (NCAA) |
| 1993: | W, 106-81 | at Charlotte, N.C. (NCAA) |
| | | at Lexington: UK leads, 2-1 |
| | | at Neutral Sites: UK leads, 4-1 |
| | | at Bowling Green, Ky.: UK leads, 1-0 |
| | | at Charlotte, N.C.: UK leads, 1-0 |
| | | at Dayton, Ohio: FSU leads, 1-0 |
| | | at Knoxville, Tenn.: UK leads, 1-0 |
| | | at Louisville: UK leads, 1-0 |

FORT BENNING (UK LEADS, 1-0)

| Season | Score | Site |
|--------|----------|-----------------------------|
| 1946: | W, 81-25 | at Lexington |
| | | at Lexington: UK leads, 1-0 |

FORT KNOX (UK LEADS, 7-0)

| Season | Score | Site |
|--------|----------|-----------------------------|
| 1943: | W, 64-30 | at Lexington |
| 1944: | W, 51-18 | at Lexington |
| | W, 76-48 | at Lexington |
| 1945: | W, 56-23 | at Lexington |
| | W, 59-34 | at Lexington |
| 1947: | W, 68-31 | at Lexington |
| 1948: | W, 80-41 | at Lexington |
| | | at Lexington: UK leads, 7-0 |

FORT WAYNE (UK LEADS, 1-0)

| Season | Score | Site |
|--------|----------|-----------------------------|
| 2018: | W, 86-67 | at Lexington |
| | | at Lexington: UK leads, 1-0 |

FURMAN (UK LEADS, 1-0)

| Season | Score | Site |
|--------|-----------|-----------------------------|
| 1990: | W, 104-73 | at Lexington |
| | | at Lexington: UK leads, 1-0 |

GARDNER-WEBB (GW LEADS, 1-0)

| Season | Score | Site |
|--------|----------|-----------------------------|
| 2008: | L, 84-68 | at Lexington |
| | | at Lexington: GW leads, 1-0 |

**GEORGE WASHINGTON (UK LEADS, 1-0)**

| Season | Score | Site |
|--------|----------|-----------------|
| 1998: | W, 70-55 | at Maui, Hawaii |

*at Neutral Sites: UK leads, 1-0
at Maui, Hawaii: UK leads, 1-0*

GEORGETOWN [Ky.] (UK LEADS, 35-15)

| Season | Score | Site |
|--------|----------|--------------------|
| 1903: | L, 15-6 | at Lexington |
| 1904: | L, 26-11 | at Georgetown, Ky. |
| | L, 22-10 | at Lexington |
| 1905: | L, 14-9 | at Lexington |
| 1906: | L, 34-9 | at Georgetown, Ky. |
| | L, 28-22 | at Lexington |
| 1907: | W, 16-15 | at Lexington |
| | L, 19-8 | at Georgetown, Ky. |
| 1908: | L, 30-22 | at Georgetown, Ky. |
| | W, 18-13 | at Lexington |
| 1909: | W, 43-32 | at Lexington |
| | W, 48-19 | at Georgetown, Ky. |
| 1910: | W, 31-11 | at Lexington |
| | L, 34-16 | at Georgetown, Ky. |
| | W, 24-23 | at Lexington |
| 1911: | W, 47-22 | at Georgetown, Ky. |
| 1912: | W, 38-12 | at Lexington |
| | W, 19-18 | at Georgetown, Ky. |
| 1916: | W, 29-22 | at Georgetown, Ky. |
| | W, 30-22 | at Lexington |
| 1917: | L, 22-19 | at Georgetown, Ky. |
| | W, 32-18 | at Lexington |
| 1918: | W, 22-18 | at Lexington |
| | W, 25-16 | at Georgetown, Ky. |
| 1919: | L, 32-30 | at Lexington |
| | L, 22-18 | at Georgetown, Ky. |
| 1920: | W, 25-14 | at Lexington |
| | W, 28-16 | at Georgetown, Ky. |
| 1921: | W, 38-23 | at Lexington |
| | W, 56-11 | at Georgetown, Ky. |
| 1922: | L, 26-17 | at Lexington |
| | W, 26-17 | at Georgetown, Ky. |
| | W, 41-21 | at Atlanta (SIAA) |
| 1923: | W, 24-13 | at Georgetown, Ky. |
| | L, 48-21 | at Lexington |
| 1924: | W, 32-24 | at Georgetown, Ky. |
| | W, 39-35 | at Lexington |
| 1925: | W, 25-17 | at Lexington |
| | W, 36-21 | at Georgetown, Ky. |
| 1926: | W, 36-21 | at Georgetown, Ky. |
| | W, 25-20 | at Lexington |
| 1927: | L, 26-19 | at Georgetown, Ky. |
| 1930: | W, 46-9 | at Lexington |
| 1931: | W, 67-19 | at Lexington |
| 1932: | W, 66-24 | at Lexington |
| 1933: | W, 62-21 | at Lexington |
| 1934: | W, 41-12 | at Lexington |
| 1936: | W, 42-17 | at Lexington |
| 1937: | W, 46-21 | at Lexington |
| 1939: | W, 39-19 | at Lexington |

*at Lexington: UK leads, 22-7
at Georgetown, Ky.: UK leads, 12-8
at Neutral Sites: UK leads, 1-0
at Atlanta: UK leads, 1-0*

GEORGETOWN (GU LEADS, 2-0)

| Season | Score | Site |
|--------|----------|---------------------|
| 1922: | L, 28-23 | at Washington, D.C. |
| 1984: | L, 53-40 | at Seattle (NCAA) |

*at Washington, D.C.: GU leads, 1-0
at Neutral Sites: GU leads, 1-0
at Seattle: GU leads, 1-0*

GEORGIA (UK LEADS, 127-26)

| Season | Score | Site |
|--------|----------|-------------------|
| 1921: | W, 20-19 | at Atlanta (SIAA) |
| 1923: | L, 23-19 | at Lexington |

| | | |
|-------|-------------------------|---------------------------|
| 1925: | L, 28-24 | at Athens, Ga. |
| | L, 32-31 | at Atlanta (So. Con.) |
| 1926: | W, 22-18 | at Athens, Ga. |
| | W, 39-34 | at Atlanta (So. Con.) |
| 1928: | W, 33-16 | at Atlanta (So. Con.) |
| 1929: | L, 26-24 | at Atlanta (So. Con.) |
| 1930: | W, 22-21 ^{OT} | at Athens, Ga. |
| | W, 36-23 | at Lexington |
| 1931: | L, 25-16 | at Athens, Ga. |
| 1940: | W, 51-43 | at Knoxville, Tenn. (SEC) |
| 1942: | W, 51-26 | at Athens, Ga. |
| | W, 55-38 | at Lexington |
| 1943: | W, 60-28 | at Athens, Ga. |
| | W, 59-30 | at Louisville (SEC) |
| 1944: | W, 57-29 | at Louisville (SEC) |
| 1945: | W, 73-37 | at Lexington |
| 1947: | W, 84-45 | at Athens, Ga. |
| | W, 81-40 | at Lexington |
| 1948: | W, 88-51 | at Athens, Ga. |
| 1949: | W, 95-40 | at Lexington |
| 1950: | L, 71-60 | at Athens, Ga. |
| | W, 88-56 | at Lexington |
| | W, 79-63 | at Louisville (SEC) |
| 1951: | W, 88-41 | at Lexington |
| 1952: | W, 95-55 | at Louisville |
| 1954: | W, 106-55 | at Lexington |
| | W, 100-68 | at Owensboro, Ky. |
| 1955: | W, 86-40 | at Lexington |
| 1956: | W, 143-66 | at Louisville |
| 1957: | W, 84-53 | at Lexington |
| 1958: | W, 74-55 | at Atlanta |
| 1959: | W, 108-55 | at Lexington |
| 1960: | W, 84-60 | at Columbus, Ga. |
| 1961: | W, 74-67 | at Lexington |
| 1962: | W, 86-59 | at Atlanta |
| 1963: | W, 74-67 | at Lexington |
| 1964: | W, 103-83 | at Athens, Ga. |
| 1965: | W, 102-82 | at Athens, Ga. |
| | W, 96-64 | at Lexington |
| 1966: | W, 69-65 ^{2OT} | at Athens, Ga. |
| | W, 74-50 | at Lexington |
| 1967: | L, 49-40 | at Athens, Ga. |
| | W, 101-76 | at Lexington |
| 1968: | W, 104-73 | at Lexington |
| | W, 106-87 | at Athens, Ga. |
| 1969: | W, 88-68 | at Lexington |
| | W, 85-77 | at Athens, Ga. |
| 1970: | W, 72-71 | at Athens, Ga. |
| | W, 116-86 | at Lexington |
| 1971: | W, 79-66 | at Lexington |
| | W, 107-95 | at Athens, Ga. |
| 1972: | L, 85-73 | at Athens, Ga. |
| | W, 87-63 | at Lexington |
| 1973: | W, 89-68 | at Lexington |
| | W, 99-86 | at Athens, Ga. |
| 1974: | W, 80-74 | at Lexington |
| | W, 86-72 | at Athens, Ga. |
| 1975: | W, 96-77 | at Athens, Ga. |
| | W, 75-61 | at Lexington |
| 1976: | W, 92-76 | at Lexington |
| | L, 86-81 | at Athens, Ga. |
| 1977: | W, 64-59 ^{OT} | at Lexington |
| | W, 72-54 | at Athens, Ga. |
| 1978: | W, 90-73 | at Lexington |
| | W, 78-67 | at Athens, Ga. |
| 1979: | W, 73-64 | at Lexington |
| | W, 90-74 | at Athens, Ga. |
| 1980: | W, 95-69 | at Atlanta |
| | W, 56-49 | at Lexington |
| 1981: | W, 76-62 | at Lexington |
| | W, 71-68 ^{OT} | at Athens, Ga. |
| 1982: | W, 68-66 | at Athens, Ga. |
| | W, 82-73 | at Lexington |
| 1983: | L, 70-63 | at Athens, Ga. |

| | | |
|-------|------------------------|---------------------------|
| 1984: | W, 81-72 | at Lexington |
| | W, 64-40 | at Lexington |
| | W, 66-64 | at Athens, Ga. |
| | W, 92-79 | at Nashville, Tenn. (SEC) |
| 1985: | L, 81-73 | at Athens, Ga. |
| | L, 79-77 | at Lexington |
| 1986: | W, 74-69 | at Lexington |
| | W, 80-75 | at Athens, Ga. |
| 1987: | L, 69-65 | at Louisville |
| | L, 79-71 | at Athens, Ga. |
| 1988: | W, 84-77 | at Atlanta |
| | W, 80-72 | at Lexington |
| | W, 62-57 | at Baton Rouge, La. (SEC) |
| 1989: | W, 76-65 | at Lexington |
| | W, 82-77 | at Athens, Ga. |
| 1990: | L, 106-91 | at Athens, Ga. |
| | W, 88-77 | at Lexington |
| 1991: | W, 81-80 | at Athens, Ga. |
| | W, 96-84 | at Lexington |
| 1992: | W, 78-66 | at Lexington |
| | W, 84-73 | at Athens, Ga. |
| 1993: | W, 74-59 | at Athens, Ga. |
| | W, 86-70 | at Lexington |
| 1994: | L, 94-90 ^{OT} | at Athens, Ga. |
| | W, 80-59 | at Lexington |
| 1995: | W, 83-71 | at Lexington |
| | W, 97-74 | at Athens, Ga. |
| 1996: | W, 82-77 | at Athens, Ga. |
| | W, 86-73 | at Lexington |
| 1997: | W, 86-65 | at Athens, Ga. |
| | W, 82-57 | at Lexington |
| | W, 95-68 | at Memphis, Tenn. (SEC) |
| 1998: | W, 90-79 | at Athens, Ga. |
| | W, 85-74 | at Lexington |
| 1999: | W, 91-83 ^{OT} | at Athens, Ga. |
| | W, 92-71 | at Lexington |
| 2000: | W, 75-69 | at Athens, Ga. |
| | W, 70-64 | at Lexington |
| 2001: | W, 67-63 | at Lexington |
| | W, 85-70 | at Athens, Ga. |
| 2002: | L, 88-84 | at Lexington |
| | L, 78-69 | at Athens, Ga. |
| 2003: | W, 87-67 | at Lexington |
| | W, 74-66 | at Athens, Ga. |
| 2004: | L, 65-57 | at Lexington |
| | L, 74-68 | at Athens, Ga. |
| | W, 69-60 | at Atlanta (SEC) |
| 2005: | W, 76-55 | at Athens, Ga. |
| | W, 60-51 | at Lexington |
| 2006: | W, 69-55 | at Athens, Ga. |
| | W, 68-61 | at Lexington |
| 2007: | L, 78-69 ^{OT} | at Athens, Ga. |
| | W, 82-70 | at Lexington |
| 2008: | W, 63-58 | at Athens, Ga. |
| | W, 61-55 | at Lexington |
| | L, 60-56 ^{OT} | at Atlanta (SEC) |
| 2009: | W, 68-45 | at Athens, Ga. |
| | L, 90-85 | at Lexington |
| 2010: | W, 76-68 | at Lexington |
| | W, 80-68 | at Athens, Ga. |
| 2011: | L, 70-77 | at Athens, Ga. |
| | W, 66-60 | at Lexington |
| 2012: | W, 57-44 | at Athens, Ga. |
| | W, 79-49 | at Lexington |
| 2013: | L, 72-62 | at Athens, Ga. |
| 2014: | W, 79-54 | at Lexington |
| | W, 70-58 | at Atlanta, Ga. (SEC) |
| 2015: | W, 69-58 | at Lexington |
| | W, 72-64 | at Athens, Ga. |
| 2016: | W, 82-48 | at Lexington |
| | W, 93-80 | at Nashville, Tenn. (SEC) |

2017: W, 90-81^{OT} at Lexington
 W, 82-77 at Athens, Ga.
 W, 71-60 at Nashville, Tenn. (SEC)

2018: W, 66-61 at Lexington
 W, 62-49 at St. Louis (SEC)

2019: W, 69-49 at Athens, Ga.
 at Lexington: UK leads, 61-5
 at Athens, Ga.: UK leads, 43-17
 at Neutral Sites: UK leads, 23-3
 at Atlanta: UK leads, 9-3
 at Baton Rouge, La.: UK leads, 1-0
 at Columbus, Ga.: UK leads, 1-0
 at Knoxville, Tenn.: UK leads, 1-0
 at Louisville: UK leads, 5-1
 at Memphis, Tenn.: UK leads, 1-0
 at Nashville, Tenn.: UK leads, 3-0
 at Owensboro, Ky.: UK leads, 1-0
 at St. Louis: UK leads, 1-0

GEORGIA STATE (UK LEADS, 2-0)

| Season | Score | Site |
|--------|----------|--|
| 2005: | W, 77-59 | at Lexington |
| 2006: | W, 73-46 | at Atlanta at Lexington: UK leads, 1-0 at Atlanta: UK leads, 1-0 |

GEORGIA TECH (UK LEADS, 56-15)

| Season | Score | Site |
|--------|-----------|---------------------------|
| 1924: | W, 33-27 | at Lexington |
| 1925: | W, 18-16 | at Atlanta |
| 1926: | W, 25-24 | at Lexington |
| 1927: | L, 48-16 | at Atlanta |
| 1928: | L, 35-31 | at Lexington |
| 1929: | L, 33-19 | at Atlanta |
| 1930: | W, 39-19 | at Lexington |
| 1931: | W, 38-34 | at Lexington |
| | W, 35-16 | at Atlanta |
| 1933: | W, 45-22 | at Lexington |
| 1934: | W, 49-25 | at Lexington |
| 1935: | W, 57-30 | at Lexington |
| 1937: | W, 40-30 | at Knoxville, Tenn. (SEC) |
| 1940: | L, 44-39 | at Atlanta |
| 1941: | W, 47-37 | at Atlanta |
| | W, 60-41 | at Lexington |
| 1942: | W, 63-53 | at Atlanta |
| | W, 57-51 | at Lexington |
| 1943: | W, 38-36 | at Atlanta |
| | W, 58-31 | at Lexington |
| 1945: | W, 64-58 | at Atlanta |
| | W, 51-32 | at Lexington |
| 1946: | W, 68-43 | at Atlanta |
| | W, 54-26 | at Lexington |
| 1947: | W, 70-47 | at Atlanta |
| | W, 83-46 | at Lexington |
| | W, 75-53 | at Louisville (SEC) |
| 1948: | W, 71-56 | at Atlanta |
| | W, 78-54 | at Lexington |
| | W, 54-43 | at Louisville (SEC) |
| 1949: | W, 56-45 | at Atlanta |
| | W, 78-32 | at Lexington |
| 1950: | W, 61-47 | at Atlanta |
| | W, 97-62 | at Lexington |
| 1951: | W, 82-61 | at Atlanta |
| | W, 75-42 | at Lexington |
| | W, 82-56 | at Louisville (SEC) |
| 1952: | W, 96-51 | at Atlanta |
| | W, 93-42 | at Lexington |
| | W, 80-59 | at Louisville (SEC) |
| 1954: | W, 105-53 | at Lexington |
| | W, 99-48 | at Louisville |
| 1955: | L, 59-58 | at Lexington |
| | L, 65-59 | at Atlanta |
| 1956: | W, 104-51 | at Lexington |

| | | |
|-------|-------------------------|---------------------------|
| 1957: | W, 84-62 | at Atlanta |
| | W, 95-75 | at Lexington |
| | W, 76-65 | at Atlanta |
| 1958: | W, 76-60 | at Lexington |
| | L, 71-52 | at Atlanta |
| 1959: | W, 72-62 | at Lexington |
| | W, 94-70 | at Atlanta |
| 1960: | L, 62-54 | at Lexington |
| | L, 65-44 | at Atlanta |
| 1961: | W, 89-79 | at Lexington |
| | L, 62-60 | at Atlanta |
| 1962: | W, 89-70 | at Lexington |
| | W, 71-62 | at Atlanta |
| 1963: | L, 86-85 ^{2OT} | at Lexington |
| | L, 66-62 | at Atlanta |
| 1964: | L, 76-67 | at Atlanta |
| | W, 79-62 | at Lexington |
| 1976: | W, 66-64 | at Lexington (UKIT) |
| 1992: | L, 81-80 | at Atlanta (Omni) |
| 1993: | W, 96-87 | at Lexington |
| 1996: | W, 83-60 | at Lexington |
| 1997: | W, 88-59 | at Atlanta (Georgia Dome) |
| 1998: | W, 85-71 | at Lexington |
| 1999: | W, 80-39 | at Atlanta (Georgia Dome) |
| 2000: | W, 80-71 | at Louisville |
| 2001: | L, 86-84 | at Atlanta (Georgia Dome) |

at Lexington: UK leads, 30-4
 at Atlanta (campus): UK leads, 17-9
 at Neutral Sites: UK leads, 9-2
 at Atlanta: Tied, 2-2
 at Knoxville, Tenn.: UK leads, 1-0
 at Louisville: UK leads, 6-0

GONZAGA (UK LEADS, 1-0)

| Season | Score | Site |
|--------|----------|--|
| 2003: | W, 80-72 | at Maui, Hawaii at Neutral Sites: UK leads, 1-0 at Maui, Hawaii: UK leads, 1-0 |

GRAND CANYON (UK LEADS, 1-0)

| Season | Score | Site |
|--------|----------|---|
| 2015: | W, 85-45 | at Lexington at Lexington: UK leads, 1-0 |

GREAT LAKES (GL LEADS, 2-0)

| Season | Score | Site |
|--------|----------|---------------|
| 1942: | L, 58-47 | at Louisville |
| 1943: | L, 53-39 | at Louisville |

at Neutral Sites: GL leads, 2-0
 at Louisville: GL leads, 2-0

HAMPTON (UK LEADS, 1-0)

| Season | Score | Site |
|--------|----------|---|
| 2015: | W, 79-56 | at Louisville (NCAA) at Neutral Sites: UK leads, 1-0 at Louisville: UK leads, 1-0 |

HARDIN-SIMMONS (UK LEADS, 1-0)

| Season | Score | Site |
|--------|----------|---|
| 1966: | W, 83-55 | at Lexington at Lexington: UK leads, 1-0 |

HARTFORD (UK LEADS, 1-0)

| Season | Score | Site |
|--------|-----------|---|
| 2010: | W, 104-61 | at Lexington at Lexington: UK leads, 1-0 |

HARVARD (UK LEADS, 1-0)

| Season | Score | Site |
|--------|----------|---|
| 2018: | W, 79-70 | at Lexington at Lexington: UK leads, 1-0 |

HAWAII (UK LEADS, 2-0)

| Season | Score | Site |
|--------|----------|---|
| 1986: | W, 98-65 | at Honolulu |
| 1988: | W, 86-59 | at Lexington at Lexington: UK leads, 1-0 at Honolulu: UK leads, 1-0 |

HIGH POINT (UK LEADS, 3-0)

| Season | Score | Site |
|--------|-----------|---|
| 2001: | W, 102-49 | at Lexington |
| 2003: | W, 84-64 | at Lexington |
| 2006: | W, 75-55 | at Lexington at Lexington: UK leads, 3-0 |

HOFSTRA (UK LEADS, 1-0)

| Season | Score | Site |
|--------|----------|--|
| 2017: | W, 96-73 | at Brooklyn, N.Y. at Neutral Sites: UK leads, 1-0 at Brooklyn, N.Y.: UK leads, 1-0 |

HOLY CROSS (UK LEADS, 3-0)

| Season | Score | Site |
|--------|----------|---|
| 1948: | W, 60-52 | at New York (NCAA) |
| 1949: | W, 51-48 | at Boston |
| 2001: | W, 72-68 | at Uniondale, N.Y. (NCAA) at Boston: UK leads, 1-0 at Neutral Sites: UK leads, 2-0 at New York: UK leads, 1-0 at Uniondale, N.Y.: UK leads, 1-0 |

HOUSTON (UK LEADS, 4-1)

| Season | Score | Site |
|--------|-----------|---|
| 1957: | W, 111-76 | at New Orleans (Sugar) |
| 1984: | W, 75-67 | at Lexington |
| 2007: | W, 77-70 | at Lexington |
| 2008: | L, 83-69 | at Houston |
| 2019: | W, 62-58 | at Kansas City, Mo. at Lexington: UK leads, 2-0 at Houston: UK leads, 1-0 at Neutral Sites: UK leads, 2-0 at Kansas City, Mo.: UK leads, 1-0 at New Orleans: UK leads, 1-0 |

IDAHO (UK LEADS, 2-0)

| Season | Score | Site |
|--------|----------|---|
| 1947: | W, 65-35 | at Lexington |
| 1956: | W, 91-35 | at Lexington at Lexington: UK leads, 2-0 |

ILLINOIS (UK LEADS, 11-4)

| Season | Score | Site |
|--------|------------------------|---|
| 1925: | L, 36-26 | at Champaign, Ill. |
| 1942: | W, 46-44 | at New Orleans (NCAA) |
| 1944: | L, 43-41 | at Champaign, Ill. |
| | W, 51-40 | at Lexington |
| 1949: | W, 76-47 | at New York (NCAA) |
| 1951: | W, 76-74 | at New York (NCAA) |
| 1957: | W, 91-70 | at Lexington (UKIT) |
| 1959: | W, 76-75 | at Louisville |
| 1961: | W, 83-78 | at Lexington (UKIT) |
| 1965: | L, 91-86 | at Lexington (UKIT) |
| 1966: | W, 86-68 | at Champaign, Ill. |
| 1967: | L, 98-97 ^{OT} | at Lexington |
| 1983: | W, 76-57 | at Lexington |
| 1984: | W, 56-54 | at Champaign, Ill. |
| | W, 54-51 | at Lexington (NCAA) at Lexington: UK leads, 5-2 at Champaign, Ill.: Tied, 2-2 at Neutral Sites: UK leads, 4-0 at Louisville: UK leads, 1-0 at New Orleans: UK leads, 1-0 at New York: UK leads, 2-0 |



ILLINOIS STATE (UK LEADS, 1-0)

| Season | Score | Site |
|------------------------------------|-------------------------|----------------------------|
| 2016: | W, 75-63 | at Lexington |
| <i>at Lexington: UK leads, 1-0</i> | | |
| INDIANA (UK LEADS, 32-25) | | |
| Season | Score | Site |
| 1925: | L, 20-18 | at Lexington |
| 1926: | L, 34-23 | at Bloomington, Ind. |
| 1927: | L, 38-19 | at Lexington |
| 1928: | L, 48-29 | at Bloomington, Ind. |
| 1941: | L, 48-45 | at New Orleans (Sugar) |
| 1943: | L, 58-52 | at Louisville |
| 1944: | W, 66-41 | at Louisville |
| 1945: | W, 61-43 | at Louisville |
| 1966: | W, 91-56 | at Lexington (UKIT) |
| 1970: | W, 109-92 | at Lexington |
| 1971: | W, 95-93 ^{OT} | at Bloomington, Ind. |
| 1972: | L, 90-89 ^{2OT} | at Louisville |
| 1973: | L, 64-58 | at Bloomington, Ind. |
| | L, 72-65 | at Nashville (NCAA) |
| 1974: | L, 77-68 | at Louisville |
| 1975: | L, 98-74 | at Bloomington, Ind. |
| | W, 92-90 | at Dayton, Ohio (NCAA) |
| 1976: | L, 77-68 ^{OT} | at Louisville |
| 1977: | W, 66-51 | at Bloomington, Ind. |
| 1978: | W, 78-64 | at Lexington |
| 1979: | L, 68-67 ^{OT} | at Bloomington, Ind. |
| 1980: | W, 69-58 | at Lexington |
| 1981: | W, 68-66 | at Bloomington, Ind. |
| 1982: | W, 85-69 | at Lexington |
| 1983: | L, 62-59 | at Bloomington, Ind. |
| | W, 64-59 | at Knoxville, Tenn. (NCAA) |
| 1984: | W, 59-54 | at Lexington |
| 1985: | L, 81-68 | at Bloomington, Ind. |
| 1986: | W, 63-58 | at Lexington |
| 1987: | L, 71-66 | at Bloomington, Ind. |
| 1988: | W, 82-76 ^{OT} | at Indianapolis |
| 1989: | L, 75-52 | at Lexington |
| 1990: | L, 71-69 | at Indianapolis |
| 1991: | L, 87-84 | at Bloomington, Ind. |
| 1992: | W, 76-74 | at Indianapolis |
| 1993: | W, 81-79 | at Louisville |
| 1994: | L, 96-84 | at Indianapolis |
| 1995: | W, 73-70 | at Louisville |
| 1996: | W, 89-82 | at Indianapolis |
| 1997: | W, 99-65 | at Louisville |
| 1998: | W, 75-72 | at Indianapolis |
| 1999: | W, 70-61 ^{OT} | at Louisville |
| 2000: | L, 83-75 | at Indianapolis |
| 2001: | W, 88-74 | at Louisville |
| 2002: | W, 66-55 | at Indianapolis |
| 2003: | W, 70-64 | at Louisville |
| 2004: | W, 80-41 | at Indianapolis |
| 2005: | W, 73-58 | at Louisville |
| 2006: | L, 79-53 | at Indianapolis |
| 2007: | W, 59-54 | at Lexington |
| 2008: | L, 70-51 | at Bloomington, Ind. |
| 2009: | W, 72-54 | at Lexington |
| 2010: | W, 90-73 | at Bloomington, Ind. |
| 2011: | W, 81-62 | at Lexington |
| 2012: | L, 73-72 | at Bloomington, Ind. |
| | W, 102-90 | at Atlanta, Ga. (NCAA) |
| 2016: | L, 73-67 | at Des Moines, Iowa (NCAA) |

at Lexington: UK leads, 10-3
at Bloomington, Ind.: IU leads, 11-4
at Neutral Sites: UK leads, 18-11
at Atlanta, Ga.: UK leads, 1-0
at Dayton, Ohio: UK leads, 1-0
at Des Moines, Iowa: IU leads, 1-0
at Indianapolis: UK leads, 6-4
at Knoxville, Tenn.: UK leads, 1-0

at Louisville: UK leads, 9-4
at Nashville, Tenn.: IU leads, 1-0
at New Orleans: IU leads, 1-0

INDIANA CENTRAL (UK LEADS, 4-0)

| Season | Score | Site |
|------------------------------------|----------|--------------|
| 1947: | W, 78-36 | at Lexington |
| 1948: | W, 80-41 | at Lexington |
| 1949: | W, 74-38 | at Lexington |
| 1950: | W, 94-61 | at Lexington |
| <i>at Lexington: UK leads, 4-0</i> | | |

IONA (UK LEADS, 6-0)

| Season | Score | Site |
|--|-----------|----------------------|
| 1978: | W, 104-65 | at Lexington |
| 1980: | W, 57-50 | at Anchorage, Alaska |
| 1987: | W, 75-59 | at Lexington (UKIT) |
| 1989: | W, 56-54 | at Anchorage, Alaska |
| 1996: | W, 106-79 | at New York |
| 2006: | W, 73-67 | at Louisville |
| <i>at Lexington: UK leads, 2-0</i> <i>at Neutral Sites: UK leads, 4-0</i> <i>at Anchorage, Alaska: UK leads, 2-0</i> <i>at Louisville: UK leads, 1-0</i> <i>at New York: UK leads, 1-0</i> | | |

IOWA (UK LEADS, 5-3)

| Season | Score | Site |
|--|----------|---------------------------|
| 1956: | L, 89-77 | at Iowa City, Iowa (NCAA) |
| 1963: | W, 94-69 | at Lexington (UKIT) |
| 1965: | W, 85-77 | at Lexington |
| 1973: | L, 79-66 | at Lexington |
| 1974: | W, 88-80 | at Iowa City, Iowa |
| 1997: | W, 75-69 | at Salt Lake City (NCAA) |
| 2001: | W, 92-79 | at Uniondale, N.Y. (NCAA) |
| 2006: | L, 67-63 | at Kansas City, Mo. |
| <i>at Lexington: UK leads, 2-1</i> <i>at Iowa City, Iowa: Tied, 1-1</i> <i>at Neutral Sites: UK leads, 2-1</i> <i>at Kansas City, Mo.: UI leads, 1-0</i> <i>at Salt Lake City: UK leads, 1-0</i> <i>at Uniondale, N.Y.: UK leads, 1-0</i> | | |

IOWA STATE (UK LEADS, 3-0)

| Season | Score | Site |
|---|-----------|----------------------------|
| 1965: | W, 100-74 | at Lexington |
| 1992: | W, 106-98 | at Worcester, Mass. (NCAA) |
| 2012: | W, 87-71 | at Louisville, Ky. (NCAA) |
| <i>at Lexington: UK leads, 1-0</i> <i>at Neutral Sites: UK leads, 1-0</i> <i>at Louisville, Ky.: UK leads, 1-0</i> <i>at Worcester, Mass.: UK leads, 1-0</i> | | |

IUPUI (UK LEADS, 1-0)

| Season | Score | Site |
|---|----------|----------------------------|
| 2003: | W, 95-64 | at Nashville, Tenn. (NCAA) |
| <i>at Neutral Sites: UK leads, 1-0</i> <i>at Nashville, Tenn.: UK leads, 1-0</i> | | |

JACKSONVILLE (TIED, 1-1)

| Season | Score | Site |
|---|------------|--------------------------|
| 1970: | L, 100-106 | at Columbus, Ohio (NCAA) |
| 1982: | W, 107-91 | at Lexington (UKIT) |
| <i>at Lexington: UK leads, 1-0</i> <i>at Neutral Sites: IU leads, 1-0</i> <i>at Columbus, Ohio: IU leads, 1-0</i> | | |

JACKSONVILLE STATE (UK LEADS, 1-0)

| Season | Score | Site |
|---|----------|---------------------|
| 2001: | W, 91-48 | at Cincinnati, Ohio |
| <i>at Neutral Sites: UK leads, 1-0</i> <i>at Cincinnati, Ohio: UK leads, 1-0</i> | | |

KANSAS (UK LEADS, 23-9)

| Season | Score | Site |
|--|------------------------|-----------------------|
| 1951: | W, 68-39 | at Lexington |
| 1960: | W, 77-72 ^{OT} | at Lawrence, Kan. |
| 1970: | W, 115-85 | at Lexington |
| 1972: | W, 79-69 | at Lawrence, Kan. |
| 1973: | W, 77-71 | at Lexington |
| 1974: | L, 71-63 | at Lawrence, Kan. |
| 1975: | W, 100-63 | at Louisville |
| 1976: | W, 54-48 | at Lawrence, Kan. |
| 1977: | W, 90-63 | at Lexington |
| 1978: | W, 73-66 | at Lawrence, Kan. |
| 1979: | W, 67-66 ^{OT} | at Lexington |
| 1980: | W, 57-56 | at Lawrence, Kan. |
| 1981: | W, 87-73 | at Lexington |
| 1982: | W, 77-74 ^{OT} | at Lawrence, Kan. |
| 1983: | W, 82-62 | at Louisville |
| 1985: | W, 72-50 | at Lawrence, Kan. |
| 1986: | W, 92-89 | at Louisville |
| 1987: | L, 83-66 | at Lawrence, Kan. |
| 1990: | L, 150-95 | at Lawrence, Kan. |
| 1991: | W, 88-71 | at Lexington |
| 1999: | W, 63-45 | at Chicago |
| | W, *92-88 | at New Orleans (NCAA) |
| 2005: | L, 65-59 | at Lexington |
| 2006: | L, 73-46 | at Lawrence, Kan. |
| 2007: | L, 88-76 | at Chicago (NCAA) |
| 2012: | W, 75-65 | at New York |
| | W, 67-59 | at New Orleans (NCAA) |
| 2015: | W, 72-40 | at Indianapolis |
| 2016: | L, 90-84 ^{OT} | at Lawrence, Kan. |
| 2017: | L, 79-73 | at Lexington |
| 2018: | L, 65-61 | at Chicago |
| 2019: | W, 71-63 | at Lexington |
| <i>at Lexington: UK leads, 8-2</i> <i>at Lawrence, Kan.: UK leads, 7-5</i> <i>at Neutral Sites: UK leads, 8-2</i> <i>at Chicago: KU leads, 2-1</i> <i>at Indianapolis: UK leads, 1-0</i> <i>at Louisville: UK leads, 3-0</i> <i>at New Orleans: UK leads, 2-0</i> <i>at New York: UK leads, 1-0</i> | | |

KANSAS STATE (UK LEADS, 9-1)

| Season | Score | Site |
|--|----------|-----------------------|
| 1940: | W, 53-26 | at Lexington |
| 1941: | W, 28-25 | at Manhattan, Kan. |
| 1951: | W, 68-58 | at Minneapolis (NCAA) |
| 1962: | W, 80-67 | at Lexington (UKIT) |
| 1967: | W, 83-79 | at Lexington (UKIT) |
| 1972: | W, 71-64 | at Manhattan, Kan. |
| 1976: | W, 81-78 | at New York (NIT) |
| 2009: | W, 74-72 | at Las Vegas |
| 2014: | W, 56-49 | at St. Louis (NCAA) |
| 2018: | L, 61-58 | at Atlanta (NCAA) |
| <i>at Lexington: UK leads, 3-0</i> <i>at Manhattan, Kan.: UK leads, 2-0</i> <i>at Neutral Sites: UK leads, 4-1</i> <i>at Atlanta: KSU leads, 1-0</i> <i>at Las Vegas: UK leads, 1-0</i> <i>at Minneapolis: UK leads, 1-0</i> <i>at New York: UK leads, 1-0</i> <i>at St. Louis: UK leads, 1-0</i> | | |



KENT STATE (UK LEADS, 1-0)

Season Score Site
 2002: W, 82-68 at Cincinnati, Ohio
at Neutral Sites: UK leads, 1-0
at Cincinnati, Ohio: UK leads, 1-0

KENTUCKY STATE (UK LEADS, 1-0)

Season Score Site
 2002: W, 118-63 at Lexington
at Lexington: UK leads, 1-0

KENTUCKY WESLEYAN (UK LEADS, 8-2-1)

Season Score Site
 1910: W, 14-12 at Winchester, Ky.
 1911: L, 25-19 at Winchester, Ky.
 1918: W, 23-13 at Lexington
 Tie, 21-21 at Winchester, Ky.
 1919: W, 46-5 at Lexington
 W, 18-13 at Lexington
 1920: W, 43-13 at Lexington
 1921: W, 38-13 at Lexington
 1927: L, 31-24 at Winchester, Ky.
 1930: W, 32-20 at Lexington
 1939: W, 57-18 at Lexington
at Lexington: UK leads, 7-0
at Winchester, Ky.: KW leads, 2-1-1

LA FAYETTE (UK LEADS, 1-0)

Season Score Site
 2013: W, 101-49 at Lexington
at Lexington: UK leads, 1-0

LAMAR (UK LEADS, 3-0)

Season Score Site
 1987: W, 71-56 at Lexington
 2009: W, 103-61 at Lexington
 2012: W, 86-64 at Lexington
at Lexington: UK leads, 3-0

LASALLE (UK LEADS, 3-0)

Season Score Site
 1954: W, 73-60 at Lexington (UKIT)
 1955: W, 63-54 at Lexington (UKIT)
 1979: W, 109-77 at Lexington
at Lexington: UK leads, 3-0

LEXINGTON HIGH (TIED, 1-1)

Season Score Site
 1909: W, 28-9 at Lexington
 1911: L, 36-29 at Lexington
at Lexington: Tied, 1-1

LEXINGTON YMCA (YMCA LEADS, 5-2)

Season Score Site
 1903: W, 11-10 at Lexington
 1907: L, 25-17 at Lexington
 L, 41-22 at YMCA
 1908: L, 29-29 at YMCA
 L, 23-19 at Lexington
 1912: W, 32-20 at Lexington
 1913: L, 27-25 at Lexington
at Lexington: YMCA leads, 3-2
at YMCA: YMCA leads, 2-0

LIBERTY (UK LEADS, 2-0)

Season Score Site
 2006: W, 81-51 at Lexington
 2008: W, 80-54 at Lexington
at Lexington: UK leads, 2-0

LIPSCOMB (UK LEADS, 2-0)

Season Score Site
 2006: W, 67-49 at Lexington
 2013: W, 88-50 at Lexington
at Lexington: UK leads, 2-0

LIU BROOKLYN (UK LEADS, 3-1)

Season Score Site
 1939: L, 52-34 at New York
 1945: W, 62-52OT at New York
 1947: W, 63-62 at New York
 2013: W, 104-75 at Brooklyn
at New York: UK leads, 2-1
at Brooklyn: UK leads 1-0

LONG BEACH STATE (UK LEADS, 1-0)

Season Score Site
 2009: W, 86-73 at Lexington
at Lexington: UK leads, 1-0

LONGWOOD (UK LEADS, 1-0)

Season Score Site
 2009: W, 91-57 at Lexington
at Lexington: UK leads, 1-0

LOUISIANA (UL LEADS, 1-0)

Season Score Site
 1990: L, 116-113^{OT} at Lexington (UKIT)
at Lexington: LL leads, 1-0

LOUISVILLE (UK LEADS, 36-16)

Season Score Site
 1913: W, 34-10 at Lexington
 1914: W, 22-17 at Lexington
 W, 26-13 at Louisville
 1915: W, 18-14 at Lexington
 L, 26-15 at Louisville
 1916: L, 28-22 at Lexington
 W, 32-24 at Louisville
 1922: W, 38-14 at Louisville
 W, 29-22 at Lexington
 1948: W, 91-57 at New York (NCAA)
 1951: W, 79-68 at Raleigh,
 N.C. (NCAA)
 1959: L, 76-61 at Evanston,
 Ill. (NCAA)
 1983: L, 80-68^{OT} at Knoxville, Tenn.
 (NCAA)
 1984: W, 65-44 at Lexington
 W, 72-67 at Lexington (NCAA)
 1985: L, 71-64 at Louisville
 1986: W, 69-64 at Lexington
 1987: W, 85-51 at Louisville
 1988: W, 76-75 at Lexington
 1989: L, 97-75 at Louisville
 1990: L, 86-79 at Lexington
 1991: W, 93-85 at Louisville
 1992: W, 103-89 at Lexington
 1993: W, 88-68 at Louisville
 1994: W, 78-70 at Lexington
 1995: L, 88-86 at Louisville
 1996: W, 89-66 at Lexington
 1997: W, 74-54 at Louisville
 1998: L, 79-76 at Lexington
 1999: L, 83-74 at Louisville
 2000: W, 76-46 at Lexington
 2001: W, 64-62 at Louisville
 2002: W, 82-62 at Lexington
 2003: L, 81-63 at Louisville
 2004: L, 65-56 at Lexington
 2005: W, 60-58 at Louisville
 2006: W, 73-61 at Lexington
 2007: W, 61-49 at Louisville
 2008: L, 89-75 at Lexington
 2009: L, 74-71 at Louisville
 2010: W, 71-62 at Lexington
 2011: W, 78-63 at Louisville
 2012: W, 69-62 at Lexington
 W, 69-61 at New Orleans
 (NCAA)
 2013: L, 80-77 at Louisville

2014: W, 73-66 at Lexington
 W, 74-69 at Indianapolis (NCAA)
 2015: W, 58-50 at Louisville
 2016: W, 75-73 at Lexington
 2017: L, 73-70 at Louisville
 2018: W, 90-61 at Lexington
 2019: W, 71-58 at Louisville
at Lexington: UK leads, 19-5
at Louisville: UK leads, 13-9
at Neutral Sites: UK leads, 4-2
at Evanston, Ill.: UL leads, 1-0
at Indianapolis, Ind.: UK leads, 1-0
at Knoxville, Tenn.: UL leads, 1-0
at New Orleans: UK leads, 1-0
at New York: UK leads, 1-0
at Raleigh, N.C.: UK leads, 1-0

LOUISVILLE COLISEUM (TIED, 1-1)

Season Score Site
 1908: W, 29-28 at Lexington
 L, 30-18 at Louisville
at Lexington: UK leads, 1-0
at Louisville: LC leads, 1-0

LOUISVILLE YMCA (UK LEADS, 1-0)

Season Score Site
 1914: W, 30-21 at Lexington
at Lexington: UK leads, 1-0

LOUISVILLE YMHA (UK LEADS, 1-0)

Season Score Site
 1914: W, 59-12 at Lexington
at Lexington: UK leads, 1-0

LOYOLA, ILL. (UK LEADS, 4-3)

Season Score Site
 1949: L, 67-56 at New York (NIT)
 1951: W, 97-61 at Lexington
 1957: W, 81-62 at Lexington
 W, 115-65 at Chicago
 1958: W, 75-42 at Lexington
 L, 57-56 at Chicago
 1964: L, 100-91 at Minneapolis (NCAA)
at Lexington: UK leads, 3-0
at Chicago: Tied, 1-1
at Neutral Sites: LU leads, 2-0
at Minneapolis: LU leads, 1-0
at New York: LU leads, 1-0

LOYOLA, LA. (UK LEADS, 1-0)

Season Score Site
 1964: W, 86-64 at New Orleans (Sugar)
 ar
at Neutral Sites: UK leads, 1-0
at New Orleans: UK leads, 1-0

LOYOLA, (MD.) (UK LEADS, 1-0)

Season Score Site
 2012: W, 87-63 at Lexington
at Lexington: UK leads, 1-0

LSU (UK LEADS, 89-27)

Season Score Site
 1933: W, 51-38 at Atlanta (SEC)
 1937: W, 57-37 at Knoxville,
 Tenn. (SEC)
 1939: W, 53-34 at Knoxville, Tenn.
 (SEC)
 1944: W, 55-28 at Louisville (SEC)
 1945: W, 68-37 at Louisville (SEC)
 1946: W, 59-36 at Louisville (SEC)
 1948: W, 63-47 at Louisville (SEC)
 1951: W, 81-59 at Baton Rouge, La.
 1952: W, 57-47 at Lexington
 W, 44-43 at Louisville (SEC)



| | | |
|-------|------------------------|---------------------------|
| 1954: | W, 63-56 | at Nashville, Tenn. (SEC) |
| 1955: | W, 74-58 | at Lexington |
| | W, 64-62 | at Baton Rouge, La. |
| 1956: | W, 62-52 | at Baton Rouge, La. |
| | W, 107-65 | at Lexington |
| 1957: | W, 51-46 | at Baton Rouge, La. |
| 1958: | W, 97-52 | at Lexington |
| 1959: | W, 76-61 | at Baton Rouge, La. |
| 1960: | W, 77-45 | at Lexington |
| 1961: | L, 73-59 | at Baton Rouge, La. |
| 1962: | W, 84-63 | at Lexington |
| 1963: | W, 63-56 | at Baton Rouge, La. |
| 1964: | W, 103-84 | at Lexington |
| 1965: | W, 79-66 | at Baton Rouge, La. |
| 1966: | W, 111-85 | at Lexington |
| 1967: | W, 102-72 | at Lexington |
| | W, 105-84 | at Baton Rouge, La. |
| 1968: | W, 121-95 | at Baton Rouge, La. |
| | W, 109-96 | at Lexington |
| 1969: | W, 108-96 | at Baton Rouge, La. |
| | W, 103-89 | at Lexington |
| 1970: | W, 109-96 | at Lexington |
| | W, 121-105 | at Baton Rouge, La. |
| 1971: | W, 82-79 | at Baton Rouge, La. |
| | W, 110-73 | at Lexington |
| 1972: | W, 89-71 | at Lexington |
| | L, 88-71 | at Baton Rouge, La. |
| 1973: | W, 86-71 | at Baton Rouge, La. |
| | W, 94-76 | at Lexington |
| 1974: | L, 95-84 | at Baton Rouge, La. |
| | W, 73-70 | at Lexington |
| 1975: | W, 115-80 | at Lexington |
| | W, 77-76 | at Baton Rouge, La. |
| 1976: | W, 85-71 | at Lexington |
| | W, 85-70 | at Baton Rouge, La. |
| 1977: | W, 87-72 | at Lexington |
| | W, 90-76 | at Baton Rouge, La. |
| 1978: | W, 96-76 | at Lexington |
| | L, 95-94 ^{OT} | at Baton Rouge, La. |
| 1979: | L, 93-89 | at Lexington |
| | L, 70-61 | at Baton Rouge, La. |
| | W, 80-67 | at Birmingham, Ala. (SEC) |
| 1980: | L, 65-60 | at Lexington |
| | W, 76-74 ^{OT} | at Baton Rouge, La. |
| | L, 80-78 | at Birmingham, Ala. (SEC) |
| 1981: | L, 81-67 | at Baton Rouge, La. |
| | W, 73-71 | at Lexington |
| 1982: | W, 76-65 | at Lexington |
| | L, 94-78 | at Baton Rouge, La. |
| 1983: | W, 52-50 | at Lexington |
| | L, 74-60 | at Baton Rouge, La. |
| 1984: | W, 96-80 | at Baton Rouge, La. |
| | W, 90-68 | at Lexington |
| 1985: | W, 53-43 | at Lexington |
| | L, 67-61 | at Baton Rouge, La. |
| 1986: | W, 54-52 | at Baton Rouge, La. |
| | W, 68-57 | at Lexington |
| | W, 61-58 | at Lexington (SEC) |
| | L, 59-57 | at Atlanta (NCAA) |
| 1987: | L, 76-41 | at Lexington |
| | L, 65-52 | at Baton Rouge, La. |
| 1988: | W, 76-61 | at Baton Rouge, La. |
| | W, 95-69 | at Lexington |
| | W, 86-80 | at Baton Rouge, La. (SEC) |
| 1989: | L, 64-62 | at Lexington |
| | L, 99-80 | at Baton Rouge, La. |
| 1990: | L, 94-81 | at Baton Rouge, La. |
| | W, 100-95 | at Lexington |
| 1991: | W, 93-80 | at Lexington |
| | L, 107-88 | at Baton Rouge, La. |
| 1992: | L, 74-53 | at Baton Rouge, La. |

| | | |
|-------------------------------|--------------------------------------|---------------------------|
| | W, 80-74 | at Birmingham, Ala. (SEC) |
| 1993: | W, 105-67 | at Lexington |
| | W, 82-65 | at Lexington (SEC) |
| 1994: | W, 99-95 | at Baton Rouge, La. |
| 1995: | W, 127-80 | at Lexington |
| 1996: | W, 129-97 | at Baton Rouge, La. |
| 1997: | W, 84-48 | at Lexington |
| 1998: | W, 63-61 | at Baton Rouge, La. |
| 1999: | W, 86-62 | at Lexington |
| 2000: | L, 70-57 | at Baton Rouge, La. |
| 2001: | W, 84-61 | at Lexington |
| 2002: | W, 68-56 | at Baton Rouge, La. |
| 2003: | W, 68-57 | at Lexington |
| 2004: | W, 70-64 | at Baton Rouge, La. |
| 2005: | W, 89-58 | at Lexington |
| | W, 79-78 ^{OT} | at Atlanta (SEC) |
| 2006: | L, 71-67 | at Baton Rouge, La. |
| 2007: | W, 70-63 | at Lexington |
| 2008: | W, 67-63 | at Baton Rouge, La. |
| 2009: | L, 73-70 | at Lexington |
| | L, 67-58 | at Tampa, Fla. (SEC) |
| 2010: | W, 81-55 | at Baton Rouge, La. |
| 2011: | W, 82-44 | at Lexington |
| 2012: | W, 74-50 | at Baton Rouge, La. |
| | W, 60-51 | at New Orleans (SEC) |
| 2013: | W, 75-70 | at Lexington |
| 2014: | L, 87-82 | at Baton Rouge, La. |
| | W, 77-76 ^{OT} | at Lexington |
| | W, 85-67 | at Atlanta (SEC) |
| 2015: | W, 71-69 | at Baton Rouge, La. |
| 2016: | L, 85-67 | at Baton Rouge, La. |
| | W, 94-77 | at Lexington |
| 2017: | W, 92-85 | at Lexington |
| 2018: | W, 74-71 | at Baton Rouge, La. |
| 2019: | L, 73-71 | at Lexington |
| | at Lexington: UK leads, 44-6 | |
| | at Baton Rouge, La.: UK leads, 31-18 | |
| | at Neutral Sites: UK lead, 14-3 | |
| | at Atlanta: UK leads, 3-1 | |
| | at Birmingham, Ala.: UK leads, 2-1 | |
| | at Knoxville, Tenn.: UK leads, 2-0 | |
| | at Louisville: UK leads, 5-0 | |
| | at Nashville, Tenn.: UK leads, 1-0 | |
| | at New Orleans.: UK leads, 1-0 | |
| | at Tampa, Fla.: LSU leads 1-0 | |
| MAINE (UK LEADS, 1-0) | | |
| Season | Score | Site |
| 1981: | W, 100-54 | at Lexington |
| | at Lexington: UK leads, 1-0 | |
| MARIETTA (TIED, 2-2) | | |
| Season | Score | Site |
| 1913: | W, 42-16 | at Lexington |
| 1914: | W, 19-17 | at Lexington |
| 1916: | L, 27-22 | at Lexington |
| | L, 27-23 | at Lexington |
| | at Lexington: Tied, 2-2 | |
| MARIST (UK LEADS, 1-0) | | |
| Season | Score | Site |
| 2012: | W, 108-58 | at Lexington |
| | at Lexington: UK leads, 1-0 | |
| MARQUETTE (TIED, 7-7) | | |
| Season | Score | Site |
| 1938: | W, 35-33 | at Lexington |
| 1939: | W, 37-31 | at Lexington |
| 1940: | W, 51-45 | at Milwaukee |
| 1955: | L, 79-71 | at Evanston, Ill. (NCAA) |
| 1959: | W, 98-69 | at Evanston, Ill. (NCAA) |
| 1961: | L, 88-72 | at Chicago |

| | | |
|----------------------------------|--|--------------------------------|
| 1968: | W, 107-89 | at Lexington (NCAA) |
| 1969: | L, 81-74 | at Madison, Wis. (NCAA) |
| 1971: | L, 91-74 | at Athens, Ga. (NCAA) |
| 1972: | W, 85-69 | at Dayton, Ohio (NCAA) |
| 1975: | W, 76-54 | at Tuscaloosa, Ala. (NCAA) |
| 1994: | L, 75-63 | at St. Petersburg, Fla. (NCAA) |
| 2003: | L, 83-69 | at Minneapolis (NCAA) |
| 2008: | L, 74-66 | at Anaheim, Calif. (NCAA) |
| | at Lexington: UK leads, 3-0 | |
| | at Milwaukee: UK leads, 1-0 | |
| | at Neutral Sites: MU leads, 7-3 | |
| | at Anaheim, Calif.: MU leads, 1-0 | |
| | at Athens, Ga.: MU leads, 1-0 | |
| | at Chicago: MU leads, 1-0 | |
| | at Dayton, Ohio: UK leads, 1-0 | |
| | at Evanston, Ill.: Tied, 1-1 | |
| | at Madison, Wis.: MU leads, 1-0 | |
| | at Minneapolis: MU leads, 1-0 | |
| | at St. Petersburg, Fla.: MU leads, 1-0 | |
| | at Tuscaloosa, Ala.: UK leads, 1-0 | |
| MARSHALL (UK LEADS, 12-0) | | |
| Season | Score | Site |
| 1914: | W, 46-6 | at Huntington, W.Va. |
| 1922: | W, 34-12 | at Lexington |
| 1931: | W, 42-26 | at Lexington |
| 1932: | W, 46-16 | at Lexington |
| 1933: | W, 57-23 | at Ashland, Ky. |
| 1934: | W, 48-26 | at Lexington |
| 1989: | W, 91-78 | at Lexington (UKIT) |
| 1995: | W, 116-75 | at Lexington |
| 1996: | W, 118-99 | at Louisville |
| 2002: | W, 90-73 | at Lexington |
| 2004: | W, 89-76 | at Cincinnati |
| 2013: | W, 82-54 | at Lexington |
| | at Lexington: UK leads, 8-0 | |
| | at Huntington, W.Va.: UK leads, 1-0 | |
| | at Neutral Sites: MU leads, 3-0 | |
| | at Ashland, Ky.: UK leads, 1-0 | |
| | at Cincinnati: UK leads, 1-0 | |
| | at Louisville: UK leads, 1-0 | |
| MARYLAND (UK LEADS, 8-5) | | |
| Season | Score | Site |
| 1928: | L, 37-7 | at College Park, Md. |
| 1930: | W, 26-21 | at Atlanta (So.Con.) |
| 1931: | L, 29-27 | at Atlanta (So.Con.) |
| 1956: | W, 62-61 | at College Park, Md. |
| 1957: | W, 76-55 | at Lexington |
| 1958: | L, 71-62 | at College Park, Md. |
| 1959: | W, 58-56 ^{OT} | at Lexington |
| 1996: | W, 96-84 | at Springfield, Mass. |
| 1999: | W, 103-91 | at Lexington |
| 2000: | W, 61-58 | at New York |
| | L, 72-66 | at College Park, Md. |
| 2002: | L, 78-68 | at Syracuse, N.Y. (NCAA) |
| 2013: | W, 72-69 | at Brooklyn, N.Y. |
| | at Lexington: UK leads, 3-0 | |
| | at College Park, Md.: UM leads, 3-1 | |
| | at Neutral Sites: UK leads, 4-2 | |
| | at Atlanta: Tied, 1-1 | |
| | at Brooklyn: UK leads, 1-0 | |
| | at New York: UK leads, 1-0 | |
| | at Springfield, Mass.: UK leads, 1-0 | |
| | at Syracuse, N.Y.: UM leads, 1-0 | |
| | *As part of sanctions imposed upon the UK basketball program in 1989, the NCAA ordered Kentucky to erase from the record three NCAA Tournament | |



games from the 1987-88 season.
Kentucky's 99-84 win over Southern, a
90-81 win over Maryland and an 80-74
loss to Villanova have been deleted
from the records.

MARYVILLE (UK LEADS, 5-0)

| Season | Score | Site |
|--------|---|---------------------|
| 1915: | W, 37-17 | at Lexington |
| | W, 23-22 | at Maryville, Tenn. |
| 1916: | W, 36-25 | at Lexington |
| 1920: | W, 27-13 | at Lexington |
| 1941: | W, 53-14 | at Lexington |
| | <i>at Lexington: UK leads, 4-0</i> | |
| | <i>at Maryville, Tenn.: UK leads, 1-0</i> | |

MEMPHIS (UM LEADS, 1-0)

| Season | Score | Site |
|--------|--|-------------|
| 2007: | L, 80-63 | at Honolulu |
| | <i>at Neutral Sites: UM leads, 1-0</i> | |
| | <i>at Honolulu: UM leads, 1-0</i> | |

MERCER (UK LEADS, 2-1)

| Season | Score | Site |
|--------|------------------------------------|-------------------|
| 1921: | W, 49-25 | at Atlanta (SIAA) |
| 1922: | L, 35-22 | at Atlanta (SIAA) |
| 1999: | W, 82-51 | at Lexington |
| | <i>at Lexington: UK leads, 1-0</i> | |
| | <i>at Neutral Sites: Tied, 1-1</i> | |
| | <i>at Atlanta: Tied, 1-1</i> | |

MEXICO (UK LEADS, 3-0)

| Season | Score | Site |
|--------|------------------------------------|--------------|
| 1933: | W, 81-22 | at Lexington |
| 1937: | W, 58-30 | at Lexington |
| 1942: | W, 56-26 | at Lexington |
| | <i>at Lexington: UK leads, 3-0</i> | |

MEXICO YMCA (UK LEADS, 1-0)

| Season | Score | Site |
|--------|------------------------------------|--------------|
| 1924: | W, 25-14 | at Lexington |
| | <i>at Lexington: UK leads, 1-0</i> | |

MIAMI, FLA. (UK LEADS, 3-1)

| Season | Score | Site |
|--------|--------------------------------------|--------------|
| 1957: | W, 114-75 | at Lexington |
| 1999: | W, 74-65 | at Lexington |
| 2000: | W, 60-57 | at Miami |
| 2009: | L, 73-67 | at Lexington |
| | <i>at Lexington: UK leads, 2-1</i> | |
| | <i>at Miami, Fla.: UK leads, 1-0</i> | |

MIAMI, OHIO (UK LEADS, 22-4)

| Season | Score | Site |
|--------|------------------------|----------------------------|
| 1906: | L, 15-10 | at Lexington |
| | L, 29-19 | at Oxford, Ohio |
| 1912: | W, 31-14 | at Lexington |
| 1913: | W, 24-16 | at Lexington |
| 1919: | L, 38-14 | at Lexington |
| 1928: | L, 36-31 | at Lexington |
| 1929: | W, 43-42 ^{OT} | at Lexington |
| 1930: | W, 35-20 | at Lexington |
| 1942: | W, 35-21 | at Lexington |
| 1947: | W, 62-49 | at Lexington |
| 1948: | W, 67-53 | at Oxford, Ohio |
| 1958: | W, 94-70 | at Lexington (NCAA) |
| 1961: | W, 70-58 | at Lexington |
| 1962: | W, 93-61 | at Lexington |
| 1969: | W, 86-77 | at Oxford, Ohio |
| | W, 72-71 | at Madison, Wis. (NCAA) |
| 1970: | W, 80-58 | at Lexington |
| 1974: | W, 81-68 | at Lexington |
| 1975: | W, 80-73 | at Oxford, Ohio |
| | W, 91-69 | at Lexington |

| | | |
|-------|--|---------------------------|
| 1978: | W, 91-69 | at Dayton, Ohio (NCAA) |
| 1988: | W, 85-71 | at Lexington (UKIT) |
| 1993: | W, 65-49 | at Lexington |
| 1999: | W, 58-43 | at St. Louis (NCAA) |
| 2007: | W, 57-46 | at Lexington |
| 2010: | W, 72-70 | at Lexington |
| | <i>at Lexington: UK leads, 15-3</i> | |
| | <i>at Oxford, Ohio: UK leads, 3-1</i> | |
| | <i>at Neutral Sites: UK leads, 3-0</i> | |
| | <i>at Dayton, Ohio: UK leads, 1-0</i> | |
| | <i>at Madison, Wis: UK leads, 1-0</i> | |
| | <i>at St. Louis: UK leads, 1-0</i> | |

MICHIGAN (UK LEADS, 5-2)

| Season | Score | Site |
|--------|--|------------------------------|
| 1925: | L, 21-11 | at Lexington |
| 1966: | W, 84-77 | at Iowa City, Iowa (NCAA) |
| 1968: | W, 96-79 | at Ann Arbor, Mich. |
| 1969: | W, 112-104 | at Lexington (UKIT) |
| 1971: | W, 104-93 | at Ann Arbor, Mich. |
| 1993: | L, 81-78 ^{OT} | at New Orleans (NCAA) |
| 2014: | W, 75-72 | at Indianapolis (NCAA) |
| | <i>at Lexington: Tied, 1-1</i> | |
| | <i>at Ann Arbor, Mich.: UK leads, 2-0</i> | |
| | <i>at Neutral Sites: UK leads, 2-1</i> | |
| | <i>at Indianapolis, Ind: UK leads, 1-0</i> | |
| | <i>at Iowa City, Iowa: UK leads, 1-0</i> | |
| | <i>at New Orleans: UM leads, 1-0</i> | |

MICHIGAN STATE (UK LEADS, 13-11)

| Season | Score | Site |
|--------|---|----------------------------|
| 1936: | L, 32-26 | at East Lansing, Mich. |
| | W, 27-19 | at Lexington |
| 1937: | W, 28-21 | at Lexington |
| | L, 24-23 | at East Lansing, Mich. |
| 1938: | L, 43-38 | at East Lansing, Mich. |
| | W, 44-27 | at Lexington |
| 1945: | W, 66-36 | at Lexington |
| | L, 66-50 | at East Lansing, Mich. |
| 1946: | W, 55-44 | at East Lansing, Mich. |
| | W, 59-51 | at Lexington |
| 1947: | W, 86-36 | at Lexington |
| 1948: | W, 47-45 | at East Lansing, Mich. |
| 1957: | L, 80-68 | at Lexington (NCAA) |
| 1972: | L, 91-85 | at Lexington |
| 1973: | W, 75-66 | at East Lansing, Mich. |
| 1978: | W, 52-49 | at Dayton, Ohio (NCAA) |
| 1999: | L, 73-66 | at St. Louis (NCAA) |
| 2000: | W, 60-58 | at Lexington |
| 2001: | L, 46-45 | at East Lansing, Mich. |
| 2003: | L, 71-67 | at Lexington |
| 2004: | W, 79-74 | at Detroit |
| 2005: | L, 94-88 ^{2OT} | at Austin, Texas (NCAA) |
| 2014: | L, 78-74 | at Chicago |
| 2017: | W, 69-48 | at New York |
| | <i>at Lexington: UK leads, 7-3</i> | |
| | <i>at East Lansing, Mich.: MSU leads, 5-3</i> | |
| | <i>at Neutral Sites: Tied, 3-3</i> | |
| | <i>at Austin, Texas: MSU leads, 1-0</i> | |
| | <i>at Chicago: MSU leads, 1-0</i> | |
| | <i>at Dayton, Ohio: UK leads, 1-0</i> | |
| | <i>at Detroit: UK leads, 1-0</i> | |
| | <i>at New York: UK leads, 1-0</i> | |
| | <i>at St. Louis: MSU leads, 1-0</i> | |

MIDDLE TENNESSEE STATE (MTSU LEADS, 1-0)

| Season | Score | Site |
|--------|---|-------------------------------|
| 1982: | L, 50-44 | at Nashville, Tenn. (NCAA) |
| | <i>at Neutral Sites: MT leads, 1-0</i> | |
| | <i>at Nashville, Tenn.: MT leads, 1-0</i> | |

MINNESOTA (UK LEADS, 4-1)

| Season | Score | Site |
|--------|--|------------------------|
| 1952: | L, 61-57 | at Minneapolis |
| 1954: | W, 74-59 | at Lexington |
| 1956: | W, 72-65 | at Lexington (UKIT) |
| 1958: | W, 78-58 | at Lexington (UKIT) |
| 1997: | W, 78-69 | at Indianapolis (NCAA) |
| | <i>at Lexington: UK leads, 3-0</i> | |
| | <i>at Minneapolis: UM leads, 0-1</i> | |
| | <i>at Neutral Sites: UK leads, 1-0</i> | |
| | <i>at Indianapolis: UK leads, 1-0</i> | |

MISSISSIPPI STATE (UK LEADS, 97-20)

| Season | Score | Site |
|--------|-------------------------|--|
| 1921: | W, 28-13 | at Atlanta (SIAA) |
| 1922: | W, 28-21 | at Lexington |
| 1924: | L, 17-16 | at Lexington |
| 1925: | W, 31-26 | at Atlanta (So.Con.) |
| 1926: | L, 31-26 | at Atlanta (So.Con.) |
| 1929: | W, 25-23 ^{OT} | at Starkville, Miss. |
| | W, 32-14 | at Jackson, Miss. |
| 1930: | W, 38-17 | at Lexington |
| | W, 20-14 | at Lexington |
| | W, 46-27 | at Atlanta (SEC) |
| 1933: | W, 41-39 | at Knoxville, Tenn. (SEC) |
| 1939: | W, 39-28 | at Lexington |
| 1940: | W, 45-37 | at Lexington |
| 1943: | W, 52-43 | at Louisville (SEC) |
| 1950: | W, 87-55 | at Owensboro, Ky. at Louisville (SEC) |
| 1951: | W, 80-60 | at Starkville, Miss. |
| | W, 92-70 | at Louisville (SEC) |
| 1952: | W, 110-66 | at Lexington |
| 1954: | W, 81-49 | at Lexington |
| 1955: | W, 61-56 | at Starkville, Miss. |
| 1956: | W, 86-65 | at Lexington |
| 1957: | L, 89-81 | at Starkville, Miss. |
| 1958: | W, 72-62 | at Lexington |
| 1959: | L, 66-58 | at Starkville, Miss. |
| 1960: | W, 90-59 | at Lexington |
| 1961: | W, 68-62 | at Starkville, Miss. |
| 1962: | L, 49-44 | at Lexington |
| 1963: | L, 56-52 | at Starkville, Miss. |
| 1964: | W, 65-59 | at Lexington |
| 1965: | W, 74-56 | at Lexington |
| 1966: | W, 73-69 | at Starkville, Miss. |
| 1967: | L, 77-72 ^{OT} | at Lexington |
| | W, 103-74 | at Starkville, Miss. |
| 1968: | W, 92-84 | at Starkville, Miss. |
| | W, 107-81 | at Lexington |
| 1969: | W, 91-72 | at Starkville, Miss. |
| | W, 91-69 | at Lexington |
| 1970: | W, 111-76 | at Lexington |
| | W, 86-57 | at Starkville, Miss. |
| 1971: | W, 79-71 | at Starkville, Miss. |
| | W, 102-83 | at Lexington |
| 1972: | W, 104-76 | at Lexington |
| | W, 63-55 | at Starkville, Miss. |
| 1973: | W, 90-81 | at Starkville, Miss. |
| | W, 100-87 ^{OT} | at Lexington |
| 1974: | W, 82-70 | at Starkville, Miss. |
| | W, 108-69 | at Lexington |
| 1975: | W, 112-79 | at Lexington |
| | W, 118-80 | at Starkville, Miss. |
| 1976: | L, 77-73 | at Starkville, Miss. |
| | W, 94-93 ^{OT} | at Lexington |
| 1977: | W, 92-85 | at Starkville, Miss. |



| | | |
|-------|------------------------|---------------------------|
| 1978: | W, 77-64 | at Lexington |
| | W, 75-65 | at Starkville, Miss. |
| | W, 58-56 | at Lexington |
| 1979: | L, 63-61 | at Starkville, Miss. |
| | W, 80-65 | at Lexington |
| 1980: | W, 89-67 | at Starkville, Miss. |
| | W, 71-65 | at Lexington |
| 1981: | W, 71-64 | at Lexington |
| | W, 78-74 | at Starkville, Miss. |
| 1982: | L, 56-51 | at Starkville, Miss. |
| | W, 71-54 | at Lexington |
| 1983: | W, 59-53 ^{OT} | at Starkville, Miss. |
| | W, 88-67 | at Lexington |
| 1984: | W, 51-42 | at Lexington |
| | W, 77-58 | at Starkville, Miss. |
| 1985: | W, 58-57 | at Lexington |
| | L, 82-69 | at Starkville, Miss. |
| 1986: | W, 64-52 | at Starkville, Miss. |
| | W, 88-62 | at Lexington |
| 1987: | W, 57-49 | at Starkville, Miss. |
| | W, 50-36 | at Lexington |
| 1988: | W, 93-52 | at Lexington |
| | W, 83-59 | at Starkville, Miss. |
| 1989: | W, 73-61 | at Lexington |
| | L, 68-67 | at Starkville, Miss. |
| 1990: | W, 102-97 | at Lexington |
| | L, 87-86 | at Starkville, Miss. |
| 1991: | W, 89-70 | at Lexington |
| | L, 83-82 | at Starkville, Miss. |
| 1992: | W, 89-84 | at Starkville, Miss. |
| 1993: | W, 87-63 | at Lexington |
| 1994: | W, 86-70 | at Starkville, Miss. |
| | W, 95-76 | at Memphis, Tenn. (SEC) |
| 1995: | L, 76-71 | at Lexington |
| 1996: | W, 74-56 | at Starkville, Miss. |
| | L, 84-73 | at New Orleans (SEC) |
| 1997: | W, 90-61 | at Lexington |
| 1998: | W, 77-71 | at Starkville, Miss. |
| 1999: | W, 76-49 | at Lexington |
| 2000: | W, 73-61 | at Starkville, Miss. |
| 2001: | W, 76-57 | at Lexington |
| 2002: | L, 74-69 ^{OT} | at Starkville, Miss. |
| 2003: | W, 70-62 | at Lexington |
| | W, 64-57 | at New Orleans (SEC) |
| 2004: | W, 67-66 | at Starkville, Miss. |
| 2005: | W, 94-78 | at Lexington |
| 2006: | W, 81-66 | at Starkville, Miss. |
| 2007: | W, 64-60 | at Lexington |
| | L, 84-82 ^{OT} | at Atlanta (SEC) |
| 2008: | L, 69-64 | at Starkville, Miss. |
| 2009: | L, 66-57 | at Lexington |
| 2010: | W, 81-75 ^{OT} | at Starkville, Miss. |
| | W, 75-74 ^{OT} | at Nashville, Tenn. (SEC) |
| 2011: | W, 85-79 | at Lexington |
| 2012: | W, 73-64 | at Starkville, Miss. |
| 2013: | W, 85-55 | at Lexington |
| 2014: | W, 85-63 | at Lexington |
| | W, 69-59 | at Starkville, Miss. |
| 2015: | W, 74-56 | at Starkville, Miss. |
| 2016: | W, 80-74 | at Lexington |
| 2017: | W, 88-81 | at Starkville, Miss. |
| 2018: | W, 78-65 | at Lexington |
| 2019: | W, 76-55 | at Lexington |
| | W, 71-67 | at Starkville, Miss. |

at Lexington: UK leads, 49-5
at Starkville, Miss.: UK leads, 36-12
at Neutral Sites: UK leads, 12-3
at Atlanta: UK leads, 3-2
at Jackson, Miss.: UK leads, 1-0
at Knoxville, Tenn.: UK leads, 1-0
at Louisville: UK leads, 3-0
at Memphis, Tenn.: UK leads, 1-0
at Nashville, Tenn.: UK leads, 1-0

at New Orleans: Tied, 1-1
at Owensboro, Ky.: UK leads, 1-0

MISSISSIPPI VALLEY STATE (UK LEADS, 3-0)
Season Score Site
 2007: W, 79-56 at Lexington
 2009: W, 88-65 at Lexington
 2011: W, 85-60 at Lexington
at Lexington: UK leads, 3-0

MISSOURI (UK LEADS, 12-1)
Season Score Site
 1961: W, 81-69 at Lexington
 1972: W, 83-72 at Lexington (UKIT)
 1998: W, 77-55 at Maui, Hawaii
 2000: W, 70-53 at New Orleans (Sugar)
 2013: W, 90-83 ^{OT} at Lexington
 2014: W, 84-79 at Columbia, Mo.
 2015: W, 86-37 at Lexington
 W, 69-53 at Columbia, Mo.
 2016: W, 88-54 at Lexington
 2017: W, 72-62 at Columbia, Mo.
 2018: L, 69-60 at Columbia, Mo.
 W, 87-66 at Lexington
 2019: W, 66-58 at Columbia, Mo.
at Lexington: UK leads, 6-0
at Columbia, Mo.: UK leads, 4-1
at Neutral Sites: UK leads, 2-0
at Maui, Hawaii: UK leads, 1-0
at New Orleans: UK leads, 1-0

MONMOUTH (UK LEADS, 2-0)
Season Score Site
 2018: W, 93-76 at New York
 2019: W, 90-44 at Lexington
at Lexington: UK leads, 1-0
at Neutral Sites: UK leads, 1-0
at New York: UK leads, 1-0

MONTANA (UK LEADS, 1-0)
Season Score Site
 1997: W, 81-69 at Salt Lake City (NCAA)
at Neutral Sites: UK leads, 1-0
at Salt Lake City: UK leads, 1-0

MONTANA STATE (UK LEADS, 1-0)
Season Score Site
 2015: W, 86-28 at Lexington
at Lexington: UK leads, 1-0

MOORES HILL (UK LEADS, 1-0)
Season Score Site
 1906: W, 32-11 at Moores Hill, Ind.
at Moores Hill, Ind.: UK leads, 1-0

MOREHEAD STATE (UK LEADS, 10-0)
Season Score Site
 1961: W, 71-64 at Louisville (NCAA)
 1992: W, 101-84 at Louisville
 1993: W, 108-65 at Lexington
 1994: W, 97-61 at Lexington
 1996: W, 96-32 at Lexington
 1998: W, 88-49 at Lexington
 2002: W, 94-75 at Lexington
 2005: W, 71-40 at Lexington
 2010: W, 75-59 at Lexington
 2013: W, 81-70 at Lexington
at Lexington: UK leads, 8-0
at Neutral Sites: UK leads, 2-0
at Louisville: UK leads, 2-0

MOUNT ST. MARY'S (UK LEADS, 1-0)
Season Score Site
 1995: W, 113-67 at Memphis, Tenn. (NCAA)
at Neutral Sites: UK leads, 1-0
at Memphis, Tenn.: UK leads, 1-0

NAVY (UK LEADS, 3-1)
Season Score Site
 1929: L, 32-26 at Annapolis, Md.
 1959: W, 82-69 at Lexington
 1970: W, 73-59 at Lexington (UKIT)
 1987: W, 80-69 at Lexington
at Lexington: UK leads, 3-0
at Annapolis, Md.: Navy leads, 1-0

NC STATE (UK LEADS, 3-1)
Season Score Site
 1931: W, 33-28 at Atlanta (So.Con.)
 1947: W, 60-42 at New York (NIT)
 1985: W, 78-62 at Lexington
 1986: L, 54-51 at Raleigh, N.C.
at Lexington: UK leads, 1-0
at Raleigh, N.C.: NCS leads, 1-0
at Neutral Sites: UK leads, 2-0
at Atlanta: UK leads, 1-0
at New York: UK leads, 1-0

NEBRASKA (UK LEADS, 2-1)
Season Score Site
 1941: L, 40-39 at Lincoln, Neb.
 1942: W, 42-27 at Lexington
 1973: W, 85-60 at Lexington (UKIT)
at Lexington: UK leads, 2-0
at Lincoln, Neb.: NU leads, 1-0

NEW ALBANY YMCA (Y. LEADS, 1-0)
Season Score Site
 1906: L, 29-12 at New Albany, Ind.
at New Albany, Ind.: YMCA leads, 1-0

NEW MEXICO STATE (UK LEADS, 1-0)
Season Score Site
 1999: W, 82-60 at New Orleans (NCAA)
at Neutral Sites: UK leads, 1-0
at New Orleans: UK leads, 1-0

NEW YORK U. (NYU LEADS, 2-0)
Season Score Site
 1935: L, 23-22 at New York
 1936: L, 41-28 at New York
at New York: NYU leads, 2-0

NIAGARA (UK LEADS, 1-0)
Season Score Site
 1976: W, 67-61 at New York (NIT)
at Neutral Sites: UK leads, 1-0
at New York: UK leads, 1-0

NIJT (UK LEADS, 1-0)
Season Score Site
 2016: W, 87-57 at Lexington
at Lexington: UK leads, 1-0

NORTH CAROLINA (UNC LEADS, 24-16)
Season Score Site
 1924: L, 41-20 at Atlanta (SIAA)
 1929: L, 25-15 at Lexington
 1932: L, 43-42 at Atlanta (So.Con.)
 1950: W, 83-44 at Lexington
 1960: W, 76-70 at Lexington (UKIT)
 1961: W, 70-65 at Greensboro, N.C.
 1963: L, 68-66 at Lexington
 1964: W, 100-80 at Lexington



1965: L, 82-67 at N.C.
 1967: L, 64-55 at Lexington
 1968: L, 84-77 at Greensboro, N.C.
 1969: L, 87-77 at Lexington
 1970: W, 94-87 at Charlotte, N.C.
 1971: L, 78-70 at Louisville
 1973: L, 101-84 at Greensboro, N.C.
 1975: W, 90-78 at Louisville
 1976: L, 90-77 at Charlotte, N.C.
 1977: L, 79-72 at College Park, Md. (NCAA)

1982: L, 82-69 at E. Rutherford, N.J.
 1990: L, 121-110 at Louisville
 1991: L, 84-81 at Chapel Hill, N.C.
 1995: L, 74-61 at Birmingham, Ala. (NCAA)

2001: W, 93-76 at Chapel Hill, N.C.
 2002: W, 79-59 at Lexington
 2003: W, 98-81 at Chapel Hill, N.C.
 2004: W, 61-56 at Lexington
 2005: L, 91-78 at Chapel Hill, N.C.
 2006: L, 83-79 at Lexington
 2007: L, 75-63 at Chapel Hill, N.C.
 2008: L, 86-77 at Lexington
 2009: L, 77-58 at Chapel Hill, N.C.
 2010: W, 68-66 at Lexington
 2011: L, 73-75 at Chapel Hill, N.C.
 W, 76-69 at Newark, N.J. (NCAA)

2012: W, 73-72 at Lexington
 2014: L, 82-77 at Chapel Hill, N.C.
 2015: W, 84-70 at Lexington
 2017: W, 103-100 at Las Vegas
 L, 75-73 at Memphis, Tenn. (NCAA)

2019: W, 80-72 at Chicago
at Lexington: UK leads, 8-6
at Chapel Hill: UNC leads, 6-2
at Neutral Sites: UNC leads, 12-6
at Atlanta: UNC leads, 2-0
at Birmingham, Ala.: UNC leads, 1-0
at Charlotte, N.C.: UNC leads, 2-1
at Chicago: UK leads, 1-0
at College Park, Md.: UNC leads, 1-0
at East Rutherford, N.J.: UNC leads, 1-0
at Greensboro, N.C.: UNC leads, 2-1
at Las Vegas: UK leads, 1-0
at Louisville: UNC leads, 2-1
at Memphis, Tenn.: UNC leads, 1-0
at Newark, N.J.: UK leads, 1-0

NORTH DAKOTA (UK LEADS, 1-0)

Season Score Site
 2019: W, 96-58 at Lexington
at Lexington: UK leads, 1-0

NORTHERN COLORADO (UK LEADS, 1-0)

Season Score Site
 1960: W, 106-73 at Lexington
at Lexington: UK leads, 1-0

NORTHERN KENTUCKY (UK LEADS, 2-0)

Season Score Site
 2014: W, 93-63 at Lexington
 2017: W, 79-70 at Indianapolis (NCAA)
at Lexington: UK leads, 1-0
at Neutral Sites: UK leads, 1-0
at Indianapolis: UK leads, 1-0

NORTHWESTERN (UK LEADS, 7-1)

Season Score Site
 1963: W, 71-60 at Lexington
 1964: W, 95-63 at Evanston, Ill.
 1966: W, 86-75 at Lexington
 1967: W, 118-116 at Evanston, Ill.

1971: W, 115-100 at Evanston, Ill.
 1972: W, 94-85 at Lexington
 1975: W, 97-70 at Lexington
 1976: L, 89-77 at Evanston, Ill.
at Lexington: UK leads, 4-0
at Evanston, Ill.: UK leads, 3-1

NORTHWESTERN STATE (TIED, 1-1)

Season Score Site
 1986: W, 77-58 at Lexington
 1989: L, 85-82 at Lexington
at Lexington: Tied, 1-1

NOTRE DAME (UK LEADS, 43-19)

Season Score Site
 1929: W, 19-16 at South Bend, Ind.
 1936: L, 41-20 at South Bend, Ind.
 1937: L, 41-28 at Louisville
 1938: L, 47-39 at South Bend, Ind.
 1939: L, 42-39 at Louisville
 1940: L, 52-47 at South Bend, Ind.
 1941: L, 48-47 at Louisville
 1942: L, 46-43 at South Bend, Ind.
 1943: W, 60-55 at Louisville
 1944: W, 55-54 at Louisville
 1945: L, 59-58^{OT} at Louisville
 1946: L, 56-47 at Louisville
 1947: W, 60-30 at Louisville
 1948: L, 64-55 at South Bend, Ind.
 1949: W, 62-38 at Louisville
 1950: L, 64-51 at South Bend, Ind.
 1951: W, 69-44 at Lexington
 1952: W, 71-66 at Chicago
 1958: W, 89-56 at Lexington (NCAA)
 1959: W, 71-52 at Chicago
 1960: W, 68-65 at Lexington
 1961: W, 68-62 at Louisville
 1962: W, 100-53 at Louisville
 1963: W, 78-70 at Louisville
 1964: W, 101-81 at Louisville
 1965: L, 111-97 at Louisville
 1966: W, 103-69 at Louisville
 1967: W, 96-85 at Louisville
 1968: W, 81-73 at Louisville
 1969: W, 110-90 at Louisville
 1970: W, 102-100 at Louisville
 W, 109-99 at Columbus, Ohio (NCAA)

1971: L, 99-92 at Louisville
 1972: W, 83-67 at Louisville
 1973: W, 65-63 at Louisville
 1974: L, 94-79 at Louisville
 1975: W, 113-96 at Louisville
 1976: W, 79-77 at Louisville
 1977: W, 102-78 at Louisville
 1978: W, 73-68 at Louisville
 1979: W, 81-76 at Louisville
 1980: W, 86-80 at Louisville
 1981: L, 67-61 at Louisville
 1982: W, 34-28^{OT} at Louisville
 1983: W, 58-45 at South Bend, Ind.
 1988: W, 78-69 at Louisville
 1989: L, 81-65 at Indianapolis
 1990: L, 80-67 at South Bend, Ind.
 1991: W, 98-90 at Indianapolis
 1992: W, 91-70 at Lexington
 1993: W, 81-62 at South Bend, Ind.
 1994: W, 84-59 at Lexington
 1995: W, 97-58 at South Bend, Ind.
 1997: W, 80-56 at Lexington
 2001: W, 82-71 at Lexington
 2002: W, 72-65 at South Bend, Ind.
 2003: W, 88-73 at Lexington
 2004: W, 71-63 at South Bend, Ind.
 2009: L, 77-67 at South Bend, Ind.

(NIT)
 2011: W, 72-58 at Louisville
 2013: L, 64-50 at South Bend, Ind.
 2015: W, 68-66 at Cleveland (NCAA)
at Lexington: UK leads, 8-0
at South Bend, Ind.: UK leads, 10-6
at Neutral Sites: UK leads, 29-10
at Chicago: UK leads, 2-0
at Cleveland: UK leads, 1-0
at Columbus, Ohio: UK leads, 1-0
at Indianapolis: Tied, 1-1
at Louisville: UK leads, 24-9

OGLETHORPE (UK LEADS, 1-0)

Season Score Site
 1935: W, 81-12 at Lexington
at Lexington: UK leads, 1-0

OHIO (UK LEADS, 14-1)

Season Score Site
 1944: W, 51-35 at Lexington
 1945: W, 59-46 at Lexington
 W, 61-38 at Athens, Ohio
 1946: W, 57-48 at Lexington
 W, 60-52 at Athens, Ohio
 1947: W, 46-36 at Lexington
 1948: W, 79-57 at Athens, Ohio
 1964: L, 85-69 at Minneapolis (NCAA)
 1983: W, 57-40 at Tampa, Fla. (NCAA)
 1990: W, 76-73 at Lexington
 1992: W, 73-63 at Cincinnati
 1995: W, 79-74 at Lexington
 1998: W, 95-58 at Athens, Ohio
 2003: W, 83-75 at Cincinnati
 2006: W, 71-63 at Cincinnati
at Lexington: UK leads, 6-0
at Athens, Ohio: UK leads, 4-0
at Neutral Sites: UK leads, 4-1
at Cincinnati: UK leads, 3-0
at Minneapolis: OU leads, 1-0
at Tampa, Fla: UK leads, 1-0

OHIO STATE (UK LEADS, 11-9)

Season Score Site
 1933: L, 46-30 at Lexington
 1940: W, 36-30 at New Orleans (Sugar)
 1942: L, 43-41 at Columbus, Ohio
 1943: L, 45-40 at Lexington
 1944: W, 40-28 at Columbus, Ohio
 1945: W, 53-48^{OT} at Lexington
 L, 45-37 at New York (NCAA)
 1958: W, 61-54 at Columbus, Ohio
 1959: W, 95-76 at Lexington (UKIT)
 1960: W, 96-93 at Lexington
 1961: L, 87-74 at Louisville (NCAA)
 1962: L, 74-64 at Iowa City, Iowa (NCAA)
 1968: L, 82-81 at Lexington (NCAA)
 1981: W, 70-64 at Lexington
 1982: W, 78-62 at Columbus, Ohio
 1987: L, 91-77 at Atlanta (NCAA)
 1994: W, 100-88 at Maui, Hawaii
 1997: W, 81-65 at Cleveland
 2011: W, 62-60 at Newark, N.J.
 2016: L, 74-67 at Brooklyn, N.Y.
at Lexington: UK leads, 4-3
at Columbus, Ohio: UK leads, 3-1
at Neutral Sites: OSU leads, 5-4
at Atlanta: OSU leads, 1-0
at Brooklyn: OSU leads, 1-0
at Cleveland: UK leads, 1-0
at Iowa City, Iowa: OSU leads, 1-0
at Louisville: OSU leads, 1-0
at Maui, Hawaii: UK leads, 1-0



at Newark, N.J.: UK leads, 1-0
at New Orleans: UK leads, 1-0
at New York: OSU leads, 1-0

OHIO WESLEYAN (OW LEADS, 1-0)

| Season | Score | Site |
|--------|----------|--|
| 1911: | L, 37-19 | at Delaware, Ohio <i>at Delaware, Ohio: OW leads, 1-0</i> |

OKLAHOMA (UK LEADS, 3-0)

| Season | Score | Site |
|--------|----------|--|
| 1947: | W, 43-33 | at Lexington |
| 1987: | W, 75-74 | at Lexington |
| 2011: | W, 76-64 | at Maui, Hawaii <i>at Lexington: UK leads, 2-0</i> <i>at Neutral Sites: UK leads, 1-0</i> <i>at Maui, Hawaii: UK leads, 1-0</i> |

OKLAHOMA STATE (UK LEADS, 3-1)

| Season | Score | Site |
|--------|----------|---|
| 1944: | W, 45-29 | at New York (NIT) |
| 1947: | L, 37-31 | at New Orleans (Sugar) |
| 1949: | W, 46-36 | at Seattle (NCAA) |
| 1975: | W, 90-65 | at Lexington (UKIT) <i>at Lexington: UK leads, 1-0</i> <i>at Neutral Sites: UK leads, 2-1</i> <i>at New Orleans: OSU leads, 1-0</i> <i>at New York: UK leads, 1-0</i> <i>at Seattle: UK leads, 1-0</i> |

OLD DOMINION (UK LEADS, 2-0)

| Season | Score | Site |
|--------|----------|---|
| 1992: | W, 88-69 | at Worcester, Mass. (NCAA) |
| 2012: | W, 62-52 | at Uncasville, Conn. <i>at Neutral Sites: UK leads, 1-0</i> <i>at Uncasville, Conn.: UK leads, 1-0</i> <i>at Worcester, Mass.: UK leads, 1-0</i> |

OLE MISS (UK LEADS, 107-13)

| Season | Score | Site |
|--------|-----------|---------------------------|
| 1925: | W, 26-23 | at Lexington |
| 1927: | L, 37-17 | at Lexington |
| 1928: | L, 41-28 | at Atlanta (So.Con.) |
| 1929: | W, 35-30 | at Lexington |
| | W, 32-24 | at Lexington |
| 1933: | W, 49-31 | at Atlanta (SEC) |
| 1939: | W, 49-30 | at Knoxville, Tenn. (SEC) |
| 1941: | W, 60-41 | at Lexington |
| | W, 62-52 | at Louisville (SEC) |
| 1942: | W, 59-32 | at Louisville (SEC) |
| 1949: | W, 75-45 | at Memphis, Tenn. |
| | W, 85-31 | at Lexington |
| 1950: | W, 61-55 | at Memphis, Tenn. |
| | W, 90-50 | at Lexington |
| 1951: | W, 86-39 | at Owensboro, Ky. |
| 1952: | W, 116-58 | at Owensboro, Ky. |
| | W, 81-61 | at Lexington |
| 1954: | W, 88-62 | at Lexington |
| 1955: | W, 84-66 | at Memphis, Tenn. |
| 1956: | W, 88-49 | at Lexington |
| 1957: | W, 75-69 | at Memphis, Tenn. |
| 1958: | W, 96-65 | at Lexington |
| 1959: | W, 97-72 | at Jackson, Miss. |
| 1960: | W, 61-43 | at Lexington |
| 1961: | W, 74-60 | at Jackson, Miss. |
| 1962: | W, 83-60 | at Lexington |
| 1963: | W, 75-69 | at Jackson, Miss. |
| 1964: | W, 102-59 | at Lexington |
| 1965: | W, 102-65 | at Lexington |
| 1966: | W, 108-65 | at Oxford, Miss. |
| 1967: | W, 96-53 | at Lexington |
| | W, 79-70 | at Oxford, Miss. |

| | | |
|-------|-----------|---------------------------|
| 1968: | W, 85-76 | at Oxford, Miss. |
| | W, 78-62 | at Lexington |
| 1969: | W, 69-59 | at Oxford, Miss. |
| | W, 104-68 | at Lexington |
| 1970: | W, 95-73 | at Lexington |
| | W, 120-85 | at Oxford, Miss. |
| 1971: | W, 103-95 | at Oxford, Miss. |
| | W, 121-86 | at Lexington |
| 1972: | W, 93-82 | at Lexington |
| | W, 90-82 | at Oxford, Miss. |
| 1973: | L, 61-58 | at Oxford, Miss. |
| | W, 88-70 | at Lexington |
| 1974: | W, 93-64 | at Lexington |
| | L, 61-60 | at Oxford, Miss. |
| 1975: | W, 85-82 | at Oxford, Miss. |
| | W, 108-89 | at Lexington |
| 1976: | W, 89-81 | at Lexington |
| | W, 94-87 | at Oxford, Miss. |
| 1977: | W, 100-73 | at Lexington |
| | W, 81-69 | at Oxford, Miss. |
| 1978: | W, 76-56 | at Lexington |
| | W, 64-52 | at Oxford, Miss. |
| 1979: | W, 90-64 | at Lexington |
| | W, 87-82 | at Oxford, Miss. |
| | W, 82-77 | at Birmingham, Ala. (SEC) |
| 1980: | W, 79-73 | at Oxford, Miss. |
| | W, 86-72 | at Lexington |
| | W, 70-67 | at Birmingham, Ala. (SEC) |
| 1981: | W, 64-55 | at Lexington |
| | W, 62-55 | at Oxford, Miss. |
| 1982: | L, 67-65 | at Oxford, Miss. |
| | W, 56-49 | at Lexington |
| | W, 62-58 | at Lexington (SEC) |
| 1983: | W, 72-60 | at Lexington |
| | W, 61-58 | at Oxford, Miss. |
| 1984: | W, 68-55 | at Oxford, Miss. |
| | W, 76-57 | at Lexington |
| 1985: | W, 75-45 | at Oxford, Miss. |
| | W, 67-52 | at Lexington |
| 1986: | W, 75-58 | at Lexington |
| | W, 62-58 | at Oxford, Miss. |
| | W, 95-69 | at Lexington (SEC) |
| 1987: | L, 76-65 | at Oxford, Miss. |
| | W, 64-63 | at Lexington |
| 1988: | W, 94-65 | at Lexington |
| | W, 78-71 | at Oxford, Miss. |
| | W, 82-64 | at Baton Rouge (SEC) |
| 1989: | L, 70-65 | at Oxford, Miss. |
| | W, 70-69 | at Lexington |
| 1990: | W, 98-79 | at Lexington |
| | L, 88-74 | at Oxford, Miss. |
| 1991: | W, 95-85 | at Oxford, Miss. |
| | W, 89-77 | at Lexington |
| 1992: | W, 96-78 | at Lexington |
| 1993: | W, 98-66 | at Oxford, Miss. |
| 1994: | W, 98-64 | at Louisville |
| 1995: | W, 82-65 | at Memphis, Tenn. |
| 1996: | W, 90-60 | at Lexington |
| 1997: | L, 73-69 | at Oxford, Miss. |
| | W, 88-70 | at Memphis, Tenn. (SEC) |
| 1998: | L, 73-64 | at Lexington |
| 1999: | W, 63-57 | at Oxford, Miss. |
| | W, 83-73 | at Atlanta (SEC) |
| 2000: | W, 74-69 | at Lexington |
| 2001: | L, 65-55 | at Oxford, Miss. |
| | W, 77-55 | at Nashville, Tenn. (SEC) |
| 2002: | W, 87-64 | at Lexington |
| 2003: | W, 80-62 | at Oxford, Miss. |
| 2004: | W, 71-61 | at Lexington |
| 2005: | W, 53-50 | at Oxford, Miss. |
| 2006: | W, 80-40 | at Lexington |

| | | |
|-------|---|---------------------------|
| | W, 71-57 | at Nashville, Tenn. (SEC) |
| 2007: | W, 68-58 | at Oxford, Miss. |
| 2008: | W, 58-54 | at Lexington |
| 2009: | L, 85-80 | at Oxford, Miss. |
| | W, 71-58 | at Tampa, Fla. (SEC) |
| 2010: | W, 85-75 | at Lexington |
| 2011: | L, 69-71 | at Oxford, Miss. |
| | W, 75-66 | at Atlanta (SEC) |
| 2012: | W, 77-62 | at Lexington |
| 2013: | W, 87-74 | at Oxford, Miss. |
| 2014: | W, 80-64 | at Lexington |
| | W, 84-70 | at Oxford, Miss. |
| 2015: | W, 89-86 ^{OT} | at Lexington |
| 2016: | W, 83-61 | at Lexington |
| 2017: | W, 99-76 | at Oxford, Miss. |
| 2018: | W, 96-78 | at Lexington |
| 2019: | W, 80-76 | at Oxford, Miss. |
| | <i>at Lexington: UK leads, 54-2</i> <i>at Oxford, Miss.: UK leads, 29-10</i> <i>at Neutral Sites: UK leads, 24-1</i> <i>at Atlanta: UK leads, 3-1</i> <i>at Baton Rouge: UK leads, 1-0</i> <i>at Birmingham, Ala.: UK leads, 2-0</i> <i>at Jackson, Miss.: UK leads, 3-0</i> <i>at Knoxville, Tenn.: UK leads, 1-0</i> <i>at Louisville: UK leads, 3-0</i> <i>at Memphis, Tenn.: UK leads, 6-0</i> <i>at Nashville, Tenn.: UK leads, 2-0</i> <i>at Owensboro, Ky.: UK leads, 2-0</i> <i>at Tampa, Fla.: UK leads, 1-0</i> | |

OREGON (UK LEADS, 1-0)

| Season | Score | Site |
|--------|----------|---|
| 1973: | W, 95-68 | at Lexington (UKIT) <i>at Lexington: UK leads, 1-0</i> |

OREGON STATE (UK LEADS, 3-0)

| Season | Score | Site |
|--------|----------|---|
| 1967: | W, 96-76 | at Lexington (UKIT) |
| 1971: | W, 84-78 | at Lexington |
| 1976: | W, 82-74 | at Lexington (UKIT) <i>at Lexington: UK leads, 3-0</i> |

OTTERBEIN (OC LEADS, 1-0)

| Season | Score | Site |
|--------|----------|--|
| 1911: | L, 41-27 | at Westerville, Ohio <i>at Westerville, Ohio: OC leads, 1-0</i> |

PENNSYLVANIA (UK LEADS, 5-0)

| Season | Score | Site |
|--------|-----------|---|
| 1968: | W, 64-49 | at Lexington |
| 1969: | W, 102-78 | at Philadelphia |
| 1991: | W, 85-62 | at Lexington |
| 2000: | W, 67-50 | at Lexington |
| 2011: | W, 86-62 | at Lexington <i>at Lexington: UK leads, 4-0</i> <i>at Philadelphia: UK leads, 1-0</i> |

PENN STATE (UK LEADS, 3-1)

| Season | Score | Site |
|--------|----------|--|
| 1952: | W, 82-54 | at Raleigh, N.C. (NCAA) |
| 1955: | W, 84-59 | at Evanston, Ill. (NCAA) |
| 2001: | L, 73-68 | at Lexington |
| 2012: | W, 85-47 | at Uncasville, Conn. <i>at Lexington: PSU leads, 1-0</i> <i>at Neutral Sites: UK leads, 2-0</i> <i>at Evanston, Ill.: UK leads, 1-0</i> <i>at Raleigh, N.C.: UK leads, 1-0</i> <i>at Uncasville, Conn.: UK leads, 1-0</i> |



PEPPERDINE (UK LEADS, 1-0)

| Season | Score | Site |
|--------|----------|---|
| 1986: | W, 88-56 | at Lexington (UKIT) <i>at Lexington: UK leads, 1-0</i> |

PHILLIPS OILERS (PO LEADS, 1-0)

| Season | Score | Site |
|--------|----------|--|
| 1948: | L, 53-49 | at New York <i>at Neutral Sites: PO leads, 1-0 at New York: UK leads, 1-0</i> |

PITTSBURGH (UK LEADS, 4-2)

| Season | Score | Site |
|--------|----------|--|
| 1936: | W, 35-17 | at Lexington |
| 1938: | W, 40-29 | at New Orleans (Sugar) |
| 1957: | W, 98-92 | at Lexington (NCAA) |
| 1960: | W, 73-66 | at Lexington |
| 1992: | L, 85-67 | at Lexington |
| 1999: | L, 68-56 | at Bayamone, P.R. <i>at Lexington: UK leads, 3-1 at Neutral Sites: Tied, 1-1 at Bayamone, P.R.: Pitt leads, 1-0 at New Orleans: UK leads, 1-0</i> |

PORTLAND (UK LEADS, 4-0)

| Season | Score | Site |
|--------|----------|---|
| 1990: | W, 88-71 | at Lexington (UKIT) |
| 2011: | W, 79-48 | at Portland, Ore. |
| 2012: | W, 87-63 | at Lexington |
| 2013: | W, 74-46 | at Lexington <i>at Lexington: UK leads, 3-0 at Portland, Ore.: UK leads, 1-0</i> |

PORTLAND STATE (UK LEADS, 1-0)

| Season | Score | Site |
|--------|-----------|---|
| 1978: | W, 114-88 | at Lexington (UKIT) <i>at Lexington: UK leads, 1-0</i> |

PRINCETON (UK LEADS, 3-1)

| Season | Score | Site |
|--------|----------|--|
| 1936: | L, 30-26 | at Lexington |
| 1972: | W, 96-82 | at Lexington (UKIT) |
| 1977: | W, 72-59 | at Philadelphia (NCAA) |
| 2011: | W, 59-57 | at Tampa, Fla. (NCAA) <i>at Lexington: Tied, 1-1 at Neutral Sites: UK leads, 2-0 at Philadelphia: UK leads, 1-0 at Tampa, Fla.: UK leads, 1-0</i> |

PROVIDENCE (UK LEADS, 3-0)

| Season | Score | Site |
|--------|----------|--|
| 1976: | W, 79-78 | at New York (NIT) |
| 2014: | W, 79-65 | at Brooklyn |
| 2015: | W, 58-38 | at Lexington <i>at Lexington: UK leads, 1-0 at Neutral Sites: UK leads, 1-0 at Brooklyn: UK leads, 1-0 at New York: UK leads, 1-0</i> |

PURDUE (UK LEADS, 6-2)

| Season | Score | Site |
|--------|-----------|--|
| 1950: | W, 60-54 | at West Lafayette, Ind. |
| 1951: | W, 70-52 | at Lexington |
| 1971: | L, 89-83 | at Lexington (UKIT) |
| 1980: | W, 61-60 | at Lexington (UKIT) |
| 1984: | W, 86-67 | at Louisville |
| 1985: | L, 66-56 | at West Lafayette, Ind. |
| 1997: | W, 101-87 | at Chicago |
| 1998: | W, 89-75 | at Chicago <i>at Lexington: UK leads, 2-1 at West Lafayette, Ind.: Tied, 1-1 at Neutral Sites: UK leads, 3-0 at Chicago: UK leads, 2-0 at Louisville: UK leads, 1-0</i> |

RADFORD (UK LEADS, 1-0)

| Season | Score | Site |
|--------|----------|--|
| 2012: | W, 88-40 | at Lexington <i>at Lexington: UK leads, 1-0</i> |

RHODE ISLAND (UK LEADS, 1-0)

| Season | Score | Site |
|--------|----------|--|
| 1946: | W, 46-45 | at New York (NIT) <i>at Neutral Sites: UK leads, 1-0 at New York: UK leads, 1-0</i> |

RIDER (UK LEADS, 3-0)

| Season | Score | Site |
|--------|----------|--|
| 1993: | W, 96-52 | at Nashville, Tenn. (NCAA) |
| 1996: | W, 90-65 | at New York |
| 2010: | W, 92-63 | at Lexington <i>at Lexington: UK leads, 1-0 at Neutral Sites: UK leads, 3-0 at Nashville, Tenn.: UK leads, 2-0 at New York: UK leads, 1-0</i> |

ROBERT MORRIS (UK LEADS, 2-1)

| Season | Score | Site |
|--------|----------|--|
| 1994: | W, 92-67 | at Lexington |
| 2013: | L, 59-57 | at Moon Township |
| 2014: | W, 87-49 | at Lexington <i>at Lexington: UK leads, 2-0 at Moon Township: RM leads, 1-0</i> |

ROSE POLYTECHNIC (TIED, 1-1)

| Season | Score | Site |
|--------|----------|--|
| 1910: | L, 52-11 | at Terre Haute, Ind. |
| 1917: | W, 33-12 | at Lexington <i>at Lexington: UK leads, 1-0 at Terre Haute, Ind.: RP leads, 1-0</i> |

RUTGERS (UK LEADS, 1-0)

| Season | Score | Site |
|--------|----------|--|
| 1993: | W, 60-54 | at New York <i>at Neutral Sites: UK leads, 1-0 at New York: UK leads, 1-0</i> |

SAINT LOUIS (SL LEADS, 9-8)

| Season | Score | Site |
|--------|------------------------|---|
| 1949: | L, 42-40 | at New Orleans (Sugar) |
| 1950: | L, 43-42 ^{OT} | at New Orleans (Sugar) |
| 1952: | L, 61-60 | at New Orleans (Sugar) |
| 1954: | W, 71-59 | at St. Louis |
| 1955: | W, 82-65 | at Lexington |
| 1956: | W, 101-80 | at St. Louis |
| | L, 71-70 | at Lexington |
| 1958: | W, 73-60 | at St. Louis |
| 1959: | W, 76-57 | at Lexington |
| 1960: | L, 73-61 | at St. Louis |
| 1961: | L, 74-72 ^{OT} | at Lexington (UKIT) |
| 1962: | W, 86-77 | at Lexington |
| 1963: | L, 87-63 | at St. Louis |
| 1964: | L, 67-60 | at Lexington |
| 1965: | L, 80-75 | at St. Louis |
| 1966: | W, 80-70 | at Lexington |
| 1998: | W, 88-61 | at Atlanta (NCAA) <i>at Lexington: UK leads, 4-3 at St. Louis: Tied, 3-3 at Neutral Sites: SL leads, 3-1 at Atlanta: UK leads, 1-0 at New Orleans: SJ leads, 3-0</i> |

SAM HOUSTON STATE (UK LEADS, 1-0)

| Season | Score | Site |
|--------|-----------|--|
| 2010: | W, 102-92 | at Lexington <i>at Lexington: UK leads, 1-0</i> |

SAMFORD (UK LEADS, 2-0)

| Season | Score | Site |
|--------|----------|--|
| 2012: | W, 82-50 | at Lexington |
| 2013: | W, 88-56 | at Lexington <i>at Lexington: UK leads, 2-0</i> |

SAN DIEGO (SD LEADS, 1-0)

| Season | Score | Site |
|--------|----------|--|
| 2008: | L, 81-72 | at Lexington <i>at Lexington: SD leads, 1-0</i> |

SAN FRANCISCO (UK LEADS, 1-0)

| Season | Score | Site |
|--------|-----------|--|
| 1994: | W, 110-83 | at Lexington <i>at Lexington: UK leads, 1-0</i> |

SAN JOSE STATE (UK LEADS, 1-0)

| Season | Score | Site |
|--------|-----------|---|
| 1996: | W, 110-72 | at Dallas (NCAA) <i>at Neutral Sites: UK leads, 1-0 at Dallas: UK leads, 1-0</i> |

SANTA CLARA (UK LEADS, 1-0)

| Season | Score | Site |
|--------|----------|--|
| 2007: | W, 74-60 | at Lexington <i>at Lexington: UK leads, 1-0</i> |

SEATTLE (UK LEADS, 1-0)

| Season | Score | Site |
|--------|----------|---|
| 1958: | W, 84-72 | at Louisville (NCAA) <i>at Neutral Sites: UK leads, 1-0 at Louisville: UK leads, 1-0</i> |

SETON HALL (SH LEADS, 2-1)

| Season | Score | Site |
|--------|------------------------|---|
| 1982: | W, 98-72 | at Lexington (UKIT) |
| 1989: | L, 63-60 | at Anchorage, Alaska |
| 2019: | L, 84-83 ^{OT} | New York <i>at Lexington: UK leads, 1-0 at Neutral Sites: Tied, 1-1 at Anchorage, Alaska: UK leads, 1-0 at New York: SH leads, 2-1</i> |

SEWANEE (UK LEADS, 6-0)

| Season | Score | Site |
|--------|----------|---|
| 1923: | W, 30-14 | at Lexington |
| 1924: | W, 50-15 | at Lexington |
| 1930: | W, 44-22 | at Atlanta (So.Con.) |
| 1932: | W, 30-20 | at Sewanee, Tenn. |
| 1934: | W, 55-16 | at Sewanee, Tenn. W, 60-15 at Lexington <i>at Lexington: UK leads, 3-0 at Sewanee, Tenn.: UK leads, 2-0 at Neutral Sites: UK leads, 1-0 at Atlanta: UK leads, 1-0</i> |

SOUTH CAROLINA (UK LEADS, 52-12)

| Season | Score | Site |
|--------|-----------|----------------------|
| 1928: | W, 56-40 | at Atlanta (So.Con.) |
| 1933: | W, 44-36 | at Lexington |
| | L, 44-38 | at Columbia, S.C. |
| 1942: | W, 64-25 | at Lexington |
| 1968: | W, 76-66 | at Lexington (UKIT) |
| 1977: | W, 98-67 | at Columbia, S.C. |
| 1978: | W, 84-65 | at Lexington |
| 1979: | W, 79-74 | at Columbia, S.C. |
| 1980: | W, 126-81 | at Lexington |
| 1992: | W, 80-63 | at Columbia, S.C. |
| | W, 74-56 | at Lexington |
| 1993: | W, 108-82 | at Columbia, S.C. |
| | W, 87-66 | at Lexington |
| 1994: | W, 79-67 | at Lexington |
| | L, 75-74 | at Columbia, S.C. |
| 1995: | W, 80-55 | at Columbia, S.C. |
| | W, 90-72 | at Lexington |



| | | |
|-------|-----------------------------------|---------------------------|
| 1996: | W, 89-60 | at Columbia, S.C. |
| | W, 89-57 | at Lexington |
| 1997: | L, 84-79 ^{OT} | at Columbia, S.C. |
| | L, 72-66 | at Lexington |
| 1998: | W, 91-70 | at Lexington |
| | W, 69-57 | at Columbia, S.C. |
| | W, 86-56 | at Atlanta (SEC) |
| 1999: | W, 68-61 | at Columbia, S.C. |
| | W, 74-40 | at Lexington |
| 2000: | W, 64-48 | at Columbia, S.C. |
| | W, 76-63 | at Lexington |
| 2001: | W, 69-63 | at Lexington |
| | W, 94-61 | at Columbia, S.C. |
| | W, 78-65 | at Nashville, Tenn. (SEC) |
| 2002: | W, 51-50 | at Columbia, S.C. |
| | W, 91-74 | at Lexington |
| | L, 70-57 | at Atlanta (SEC) |
| 2003: | W, 62-55 | at Lexington |
| | W, 87-69 | at Columbia, S.C. |
| 2004: | W, 65-64 | at Lexington |
| | W, 84-65 | at Columbia, S.C. |
| | W, 78-63 | at Atlanta (SEC) |
| 2005: | W, 79-75 | at Lexington |
| | L, 73-61 | at Columbia, S.C. |
| 2006: | W, 80-78 | at Lexington |
| | W, 79-66 | at Columbia, S.C. |
| | L, 65-61 | at Nashville, Tenn. (SEC) |
| 2007: | W, 87-49 | at Columbia, S.C. |
| | W, 95-89 | at Lexington |
| 2008: | W, 78-70 | at Lexington |
| | W, 71-63 | at Columbia, S.C. |
| 2009: | L, 78-77 | at Lexington |
| | L, 77-59 | at Columbia, S.C. |
| 2010: | L, 62-68 | at Columbia, S.C. |
| | W, 82-61 | at Lexington |
| 2011: | W, 67-58 | at Columbia, S.C. |
| | W, 90-59 | at Lexington |
| 2012: | W, 79-64 | at Lexington |
| | W, 86-52 | at Columbia, S.C. |
| 2013: | W, 77-55 | at Lexington |
| 2014: | L, 72-67 | at Columbia, S.C. |
| 2015: | W, 58-43 | at Columbia, S.C. |
| | W, 77-43 | at Lexington |
| 2016: | W, 89-62 | at Columbia, S.C. |
| 2017: | W, 85-69 | at Lexington |
| 2018: | L, 76-68 | at Columbia, S.C. |
| 2019: | W, 76-48 | at Lexington |
| | at Lexington: UK leads, 28-2 | |
| | at Columbia, S.C.: UK leads, 20-8 | |
| | at Neutral Sites: UK leads, 4-2 | |
| | at Atlanta: UK leads, 3-1 | |
| | at Nashville, Tenn.: Tied, 1-1 | |

SOUTH CAROLINA STATE (UK LEADS, 1-0)

| | | |
|--------|---------------------------------|-------------------|
| Season | Score | Site |
| 1998: | W, 82-67 | at Atlanta (NCAA) |
| | at Neutral Sites: UK leads, 1-0 | |
| | at Atlanta: UK leads, 1-0 | |

SOUTH DAKOTA STATE (UK LEADS, 1-0)

| | | |
|--------|-----------------------------|--------------------------|
| Season | Score | Site |
| 2006: | W, 71-54 | at Lexington (Guardians) |
| | at Lexington: UK leads, 1-0 | |

SOUTHERN (TIED, 0-0)

**As part of sanctions imposed upon the UK basketball program in 1989, the NCAA ordered Kentucky to erase from the record three NCAA tournament games from the 1987-88 season. Kentucky's 99-84 win over Southern, a 90-81 win over Maryland and an 80-74 loss to Villanova have been deleted from the records.*

SOUTHERN CAL (USC LEADS, 3-0)

| | | |
|--------|----------------------------------|------------------------|
| Season | Score | Site |
| 1960: | L, 87-73 | at Los Angeles |
| 1962: | L, 79-77 | at Lexington |
| 2001: | L, 80-76 | at Philadelphia (NCAA) |
| | at Lexington: USC leads, 1-0 | |
| | at Los Angeles: USC leads, 1-0 | |
| | at Neutral Sites: USC leads, 1-0 | |
| | at Philadelphia: USC leads, 1-0 | |

SOUTHERN ILLINOIS (UK LEADS, 1-0)

| | | |
|--------|-----------------------------|--------------|
| Season | Score | Site |
| 2019: | W, 71-59 | at Lexington |
| | at Lexington: UK leads, 1-0 | |

SOUTH FLORIDA (UK LEADS, 1-0)

| | | |
|--------|---------------------------------|----------|
| Season | Score | Site |
| 2016: | W, 84-63 | at Miami |
| | at Neutral Sites: UK leads, 1-0 | |
| | at Miami: UK leads, 1-0 | |

SMU (UK LEADS, 3-2)

| | | |
|--------|-----------------------------|---------------------|
| Season | Score | Site |
| 1957: | W, 73-67 | at Lexington (UKIT) |
| 1958: | L, 65-64 | at Dallas |
| 1959: | W, 72-60 | at Lexington |
| 1977: | W, 110-86 | at Lexington |
| 1985: | L, 56-54 | at Lexington |
| | at Lexington: UK leads, 3-1 | |
| | at Dallas: SMU leads, 1-0 | |

STEPHEN F. AUSTIN (UK LEADS, 1-0)

| | | |
|--------|-----------------------------|--------------|
| Season | Score | Site |
| 2017: | W, 87-64 | at Lexington |
| | at Lexington: UK leads, 1-0 | |

STONY BROOK (UK LEADS, 2-0)

| | | |
|--------|------------------------------------|----------------------------|
| Season | Score | Site |
| 2008: | W, 62-52 | at Lexington |
| 2016: | W, 85-57 | at Des Moines, Iowa (NCAA) |
| | at Lexington: UK leads, 1-0 | |
| | at Neutral Sites: UK leads, 1-0 | |
| | at Des Moines, Iowa: UK leads, 1-0 | |

ST. ANDREWS (TIED, 1-1)

| | | |
|--------|-----------------------------------|--------------------|
| Season | Score | Site |
| 1915: | W, 32-15 | at Lexington |
| | L, 50-25 | at Louisville, Ky. |
| | at Lexington: UK leads, 1-0 | |
| | at Louisville, Ky.: SA leads, 1-0 | |

ST. BONAVENTURE (UK LEADS, 1-0)

| | | |
|--------|---------------------------------|---------------------|
| Season | Score | Site |
| 2000: | W, 85-80 ^{2OT} | at Cleveland (NCAA) |
| | at Neutral Sites: UK leads, 1-0 | |
| | at Cleveland: UK leads, 1-0 | |

ST. JOHN'S (UK LEADS, 11-5)

| | | |
|--------|----------|-------------------|
| Season | Score | Site |
| 1944: | W, 44-38 | at New York |
| | L, 48-45 | at New York (NIT) |
| 1946: | W, 73-59 | at New York |
| 1947: | W, 70-50 | at New York |

| | | |
|-------|---------------------------------|-------------------------|
| 1948: | W, 52-40 | at New York |
| 1949: | W, 57-30 | at New York |
| 1950: | L, 69-58 | at New York |
| 1951: | W, 43-37 | at New York |
| | W, 59-43 | at New York (NCAA) |
| 1952: | W, 81-40 | at Lexington |
| | L, 64-57 | at Raleigh, N.C. (NCAA) |
| 1978: | W, 102-72 | at Lexington (UKIT) |
| 1985: | L, 86-70 | at Denver (NCAA) |
| 1993: | W, 86-77 | at New York |
| 2001: | L, 62-61 | at New York |
| 2012: | W, 81-59 | at Lexington |
| | at Lexington: UK leads, 3-0 | |
| | at New York: UK leads, 8-3 | |
| | at Neutral Sites: SJ leads, 2-0 | |
| | at Denver: SJ leads, 1-0 | |
| | at Raleigh, N.C.: SJ leads, 1-0 | |

ST. JOSEPH'S (UK LEADS, 2-0)

| | | |
|--------|------------------------------------|----------------------------|
| Season | Score | Site |
| 1976: | W, 41-30 | at Philadelphia |
| 1997: | W, 102-72 | at San Jose, Calif. (NCAA) |
| | at Philadelphia: UK leads, 1-0 | |
| | at Neutral Sites: UK leads, 1-0 | |
| | at San Jose, Calif.: UK leads, 1-0 | |

STANFORD (UK LEADS, 3-0)

| | | |
|--------|----------------------------------|-----------------------|
| Season | Score | Site |
| 1974: | W, 78-77 | at Lexington (UKIT) |
| 1998: | W, 86-85 ^{OT} | at San Antonio (NCAA) |
| 2010: | W, 73-65 ^{OT} | at Cancun, Mexico |
| | at Lexington: UK leads, 1-0 | |
| | at Neutral Sites: UK leads, 2-0 | |
| | at Cancun, Mexico: UK leads, 1-0 | |
| | at San Antonio: UK leads, 1-0 | |

SYRACUSE (UK LEADS, 8-3)

| | | |
|--------|---|-------------------------------|
| Season | Score | Site |
| 1951: | W, 69-59 | at New Orleans (Sugar) |
| 1965: | W, 110-77 | at Lexington |
| 1975: | W, 95-79 | at San Diego (NCAA) |
| 1979: | W, 94-87 | at Lexington (UKIT) |
| 1988: | W, 62-58 | at Lexington |
| 1989: | L, 89-73 | at Syracuse, N.Y. |
| 1994: | L, 93-85 | at Syracuse, N.Y. |
| 1995: | W, 77-71 | at Lexington |
| 1996: | W, 76-67 | at E. Rutherford, N.J. (NCAA) |
| 1997: | W, 87-53 | at Anchorage, Alaska |
| 2000: | L, 52-50 | at Cleveland (NCAA) |
| | at Lexington: UK leads, 4-0 | |
| | at Syracuse, N.Y.: SU leads, 2-0 | |
| | at Neutral Sites: UK leads, 4-1 | |
| | at Anchorage, Alaska: UK leads, 1-0 | |
| | at Cleveland: SU leads, 1-0 | |
| | at East Rutherford, N.J.: UK leads, 1-0 | |
| | at New Orleans: UK leads, 1-0 | |
| | at San Diego: UK leads, 1-0 | |

TEMPLE (UK LEADS, 14-4)

| | | |
|--------|-----------|-----------------|
| Season | Score | Site |
| 1945: | W, 45-44 | at Philadelphia |
| 1946: | L, 53-45 | at Philadelphia |
| | W, 54-43 | at Louisville |
| 1947: | W, 68-29 | at Louisville |
| 1948: | L, 60-59 | at Philadelphia |
| 1949: | W, 58-38 | at Louisville |
| 1954: | W, 86-59 | at Lexington |
| 1955: | W, 79-61 | at Lexington |
| | W, 101-69 | at Philadelphia |
| 1956: | L, 73-61 | at Lexington |
| 1957: | W, 73-58 | at Philadelphia |



SCORES VS. ALL OPPONENTS

1958: W, 85-83^{OT} at Lexington
W, 61-60 at Louisville (NCAA)
1959: W, 76-71 at Philadelphia
1960: W, 97-92 at Louisville
1961: L, 66-58 at Philadelphia
1962: W, 78-55 at Lexington
1963: W, 56-52 at Philadelphia
at Lexington: UK leads, 4-1
at Philadelphia: UK leads, 5-3
at Neutral Sites: UK leads, 5-0
at Louisville: UK leads, 5-0

TENNESSEE (UK LEADS, 155-73)

Season Score Site
1910: W, 26-5 at Lexington
1912: W, 27-15 at Lexington
1914: W, 20-14 at Lexington
W, 20-18 at Lexington
1915: L, 36-21 at Knoxville, Tenn.
L, 27-22 at Knoxville, Tenn.
W, 22-13 at Lexington
W, 20-18 at Lexington
1916: L, 28-17 at Lexington
1917: L, 23-20 at Lexington
L, 22-19 at Lexington
L, 27-26 at Knoxville, Tenn.
L, 30-10 at Knoxville, Tenn.
1918: W, 33-26 at Lexington
W, 40-12 at Lexington
W, 29-18 at Knoxville, Tenn.
W, 32-20 at Knoxville, Tenn.
1919: L, 40-22 at Knoxville, Tenn.
W, 30-14 at Lexington
1920: L, 29-24 at Lexington
L, 27-26 at Lexington
L, 28-25 at Knoxville, Tenn.
W, 34-26 at Knoxville, Tenn.
1923: L, 30-26 at Knoxville, Tenn.
L, 28-23 at Lexington
1924: L, 20-13 at Knoxville, Tenn.
1925: W, 35-22 at Knoxville, Tenn.
W, 26-21 at Lexington
1926: W, 51-17 at Knoxville, Tenn.
W, 27-21 at Lexington
1927: L, 19-14 at Knoxville, Tenn.
L, 30-21 at Lexington
1928: W, 48-18 at Lexington
W, 43-16 at Knoxville, Tenn.
1929: W, 35-29 at Knoxville, Tenn.
W, 27-22 at Lexington
1930: W, 23-20 at Lexington
L, 29-24^{OT} at Knoxville, Tenn.
1931: W, 31-23 at Lexington
W, 36-32^{OT} at Knoxville, Tenn.
1932: W, 29-28 at Knoxville, Tenn.
W, 41-27 at Lexington
1933: W, 42-21 at Knoxville, Tenn.
W, 44-23 at Lexington
1934: W, 44-23 at Knoxville, Tenn.
W, 53-26 at Lexington
1935: W, 48-21 at Lexington
W, 38-36 at Knoxville, Tenn.
1936: W, 40-31 at Lexington
L, 39-28 at Knoxville, Tenn.
L, 39-28 at Knoxville, Tenn. (SEC)
1937: W, 43-26 at Lexington
L, 26-24 at Knoxville, Tenn.
W, 39-25 at Knoxville, Tenn. (SEC)
1938: W, 52-27 at Lexington
W, 29-26 at Knoxville, Tenn.
1939: L, 30-29 at Lexington
W, 36-34^{2OT} at Knoxville, Tenn.
W, 46-38 at Knoxville, Tenn.

(SEC)
1940: W, 35-26 at Lexington
L, 27-23 at Knoxville, Tenn.
W, 30-29^{OT} at Knoxville, Tenn. (SEC)
1941: L 32-22 at Knoxville, Tenn.
W, 37-28 at Lexington
L, 36-33 at Louisville (SEC)
1942: L, 46-40 at Knoxville, Tenn.
W, 36-33 at Lexington
1943: W, 30-28 at Knoxville, Tenn.
W, 53-29 at Lexington
L, 33-30 at Louisville (SEC)
1945: L, 35-34 at Knoxville, Tenn.
W, 40-34 at Lexington
W, 39-35 at Louisville (SEC)
1946: W, 50-32 at Knoxville, Tenn.
W, 54-34 at Lexington
1947: W, 54-39 at Knoxville, Tenn.
W, 61-46 at Lexington
1948: W, 65-54 at Knoxville, Tenn.
W, 69-42 at Lexington
W, 70-47 at Louisville (SEC)
1949: W, 66-51 at Knoxville, Tenn.
W, 71-56 at Lexington
W, 83-44 at Louisville (SEC)
1950: L, 66-53 at Knoxville, Tenn.
W, 79-52 at Lexington
W, 95-58 at Louisville (SEC)
1951: W, 70-45 at Knoxville, Tenn.
W, 86-61 at Lexington
1952: W, 65-56 at Knoxville, Tenn.
W, 95-40 at Lexington
W, 81-66 at Louisville (SEC)
1954: W, 97-71 at Knoxville, Tenn.
W, 90-63 at Lexington
1955: W, 84-66 at Knoxville, Tenn.
W, 104-61 at Lexington
1956: W, 95-68 at Knoxville, Tenn.
W, 101-77 at Lexington
1957: W, 97-72 at Knoxville, Tenn.
W, 93-75 at Lexington
1958: W, 77-68 at Lexington
W, 77-66 at Knoxville, Tenn.
1959: W, 79-58 at Lexington
W, 69-56 at Knoxville, Tenn.
1960: W, 78-68 at Knoxville, Tenn.
L, 65-63 at Lexington
1961: W, 83-54 at Lexington
W, 68-61 at Knoxville, Tenn.
1962: W, 96-69 at Lexington (UKIT)
W, 95-82 at Knoxville, Tenn.
W, 90-59 at Lexington
1963: L, 78-69^{OT} at Lexington
L, 63-55 at Knoxville, Tenn.
1964: W, 66-57 at Lexington
W, 42-38 at Knoxville, Tenn.
1965: L, 77-58 at Knoxville, Tenn.
W, 61-60 at Lexington
1966: W, 78-64 at Lexington
L, 69-62 at Knoxville, Tenn.
1967: L, 52-50^{2OT} at Lexington
L, 76-57 at Knoxville, Tenn.
1968: L, 87-59 at Knoxville, Tenn.
W, 60-59 at Lexington
1969: W, 69-66 at Knoxville, Tenn.
W, 84-69 at Lexington
1970: W, 68-52 at Lexington
W, 86-69 at Knoxville, Tenn.
1971: L, 75-71 at Knoxville, Tenn.
W, 84-78 at Lexington
1972: W, 72-70 at Lexington
W, 67-66 at Knoxville, Tenn.
1973: L, 65-64 at Knoxville, Tenn.
W, 86-81 at Lexington

1974: L, 67-54 at Knoxville, Tenn.
W, 61-58 at Lexington
1975: W, 88-82 at Lexington
L, 103-98 at Knoxville, Tenn.
1976: L, 90-88^{OT} at Lexington
L, 92-85 at Knoxville, Tenn.
1977: L, 71-67^{OT} at Lexington
L, 81-79 at Knoxville, Tenn.
1978: W, 90-77 at Lexington
W, 68-57 at Knoxville, Tenn.
1979: L, 66-55 at Lexington
L, 101-84 at Knoxville, Tenn.
L, 75-69^{OT} at Birmingham, Ala. (SEC)
1980: L, 49-47 at Knoxville, Tenn.
W, 83-75 at Lexington
1981: W, 48-47 at Lexington
L, 87-71 at Knoxville, Tenn.
1982: L, 70-66 at Knoxville, Tenn.
W, 77-67 at Lexington
1983: L, 65-63 at Knoxville, Tenn.
W, 69-61 at Lexington
1984: W, 93-74 at Lexington
L, 63-58 at Knoxville, Tenn.
1985: L, 81-65 at Knoxville, Tenn.
W, 92-67 at Lexington
1986: W, 74-57 at Lexington
W, 62-60 at Knoxville, Tenn.
1987: L, 75-68 at Knoxville, Tenn.
W, 91-84^{OT} at Lexington
1988: W, 83-65 at Lexington
L, 72-70 at Knoxville, Tenn.
1989: W, 66-65 at Knoxville, Tenn.
W, 76-71 at Lexington
1990: W, 95-83 at Lexington
L, 102-100 at Knoxville, Tenn.
1991: W, 78-74 at Knoxville, Tenn.
W, 85-74 at Lexington
1992: L, 107-85 at Knoxville, Tenn.
W, 99-88 at Lexington
1993: W, 84-70 at Lexington
W, 78-77 at Knoxville, Tenn.
W, 101-40 at Lexington (SEC)
1994: W, 93-74 at Lexington
W, 77-73 at Knoxville, Tenn.
1995: W, 69-50 at Lexington
W, 68-48 at Knoxville, Tenn.
1996: W, 61-44 at Lexington
W, 90-50 at Knoxville, Tenn.
1997: W, 74-40 at Lexington
W, 74-64 at Knoxville, Tenn.
1998: W, 85-67 at Knoxville, Tenn.
W, 80-74 at Lexington
1999: L, 47-46 at Lexington
L, 68-61 at Knoxville, Tenn.
2000: W, 81-68 at Lexington
L, 74-67 at Knoxville, Tenn.
2001: W, 84-74 at Lexington
W, 103-95 at Knoxville, Tenn.
2002: L, 76-74^{OT} at Knoxville, Tenn.
W, 64-61 at Lexington
2003: W, 74-71 at Knoxville, Tenn.
W, 80-68 at Lexington
2004: W, 69-68^{OT} at Knoxville, Tenn.
W, 92-60 at Lexington
2005: W, 84-62 at Knoxville, Tenn.
W, 73-61 at Lexington
W, 76-62 at Atlanta (SEC)
2006: L, 75-67 at Lexington
W, 80-78 at Knoxville, Tenn.
2007: W, 76-57 at Lexington
L, 89-85 at Knoxville, Tenn.
2008: W, 72-66 at Lexington
L, 63-60 at Knoxville, Tenn.
2009: W, 90-72 at Knoxville, Tenn.



| | | |
|-------|----------|---------------------------|
| 2010: | W, 77-58 | at Lexington |
| | W, 73-62 | at Lexington |
| | L, 74-65 | at Knoxville, Tenn. |
| | W, 74-45 | at Nashville (SEC) |
| 2011: | W, 73-61 | at Lexington |
| | W, 64-58 | at Knoxville, Tenn. |
| 2012: | W, 65-62 | at Knoxville, Tenn. |
| | W, 69-44 | at Lexington |
| 2013: | W, 75-65 | at Lexington |
| | L, 88-58 | at Knoxville, Tenn. |
| 2014: | W, 74-66 | at Lexington |
| 2015: | W, 66-48 | at Knoxville, Tenn. |
| 2016: | L, 84-77 | at Knoxville, Tenn. |
| | W, 80-70 | at Lexington |
| 2017: | L, 82-80 | at Knoxville, Tenn. |
| | W, 83-58 | at Lexington |
| 2018: | L, 76-65 | at Knoxville, Tenn. |
| | L, 61-59 | at Lexington |
| | W, 77-72 | at St. Louis (SEC) |
| 2019: | W, 86-69 | at Lexington |
| | L, 71-52 | at Knoxville, Tenn. |
| | L, 82-78 | at Nashville, Tenn. (SEC) |

at Lexington: UK leads, 93-17
 at Knoxville, Tenn.: UK leads, 54-52
 at Neutral Sites: UK leads, 8-4
 at Atlanta: UK leads, 1-0
 at Birmingham, Ala.: UT leads, 1-0
 at Louisville: UK leads, 5-2
 at Nashville, Tenn.: Tied, 1-1
 at St. Louis: UK leads, 1-0

TENNESSEE STATE (UK LEADS, 5-0)

| Season | Score | Site |
|--------|-----------|--|
| 1994: | W, 83-70 | at St. Petersburg, Fla. (NCAA) |
| 1999: | W, 97-47 | at Lexington |
| 2003: | W, 115-87 | at Lexington |
| 2009: | W, 102-58 | at Lexington |
| 2019: | W, 77-62 | at Lexington: UK leads, 4-0 at Neutral Sites: UK leads, 1-0 at St. Petersburg, Fla.: UK leads, 1-0 |

TENNESSEE TECH (UK LEADS, 5-0)

| Season | Score | Site |
|--------|-----------|-----------------------------|
| 1990: | W, 111-75 | at Lexington |
| 1994: | W, 115-77 | at Lexington |
| 2004: | W, 108-81 | at Lexington |
| 2005: | W, 92-63 | at Lexington |
| 2008: | W, 69-47 | at Lexington: UK leads, 5-0 |

TEXAS (UK LEADS, 2-0)

| Season | Score | Site |
|--------|----------|--|
| 1994: | W, 86-61 | at Maui, Hawaii |
| 2015: | W, 63-51 | at Lexington: UK leads, 1-0 at Neutral Sites: UK leads, 1-0 AT MAUI, HAWAII: UK LEADS, 1-0 |

TEXAS A&M (UK LEADS, 10-4)

| Season | Score | Site |
|--------|-------------------------|---------------------------|
| 1942: | W, 49-29 | at Lexington |
| 1947: | W, 83-18 | at Lexington |
| 1979: | L, 73-69 | at Lexington (UKIT) |
| 2013: | L, 83-71 | at Lexington |
| | W, 72-68 ^{OT} | at College Station, Texas |
| 2014: | W, 68-51 | at Lexington |
| 2015: | W, 70-64 ^{2OT} | at College Station, Texas |
| 2016: | L, 79-77 ^{OT} | at College Station, Texas |

| | | |
|-------|------------------------|--|
| | W, 82-77 ^{OT} | at Nashville, Tenn. (SEC) |
| 2017: | W, 100-58 | at Lexington |
| | W, 71-63 | at College Station, Texas |
| 2018: | W, 74-73 | at Lexington |
| | L, 85-74 | at College Station, Texas |
| 2019: | W, 85-74 | at Lexington at Lexington: UK leads, 6-2 at College Station, Texas: UK leads, 3-2 at Neutral Sites: UK leads, 1-0 at Nashville, Tenn.: UK leads, 1-0 |

TEXAS SOUTHERN (UK LEADS, 1-0)

| Season | Score | Site |
|--------|----------|---|
| 2008: | W, 83-35 | at Lexington at Lexington: UK leads, 1-0 |

TEXAS STATE (UK LEADS, 1-0)

| Season | Score | Site |
|--------|----------|---|
| 1992: | W, 82-36 | at Lexington at Lexington: UK leads, 1-0 |

TEXAS TECH (UK LEADS, 4-0)

| Season | Score | Site |
|--------|-----------|---|
| 1964: | W, 107-91 | at Lexington |
| 1966: | W, 89-73 | at Lubbock, Texas |
| 1987: | W, 66-60 | at Lexington |
| 1995: | W, 83-68 | at Cincinnati at Lexington: UK leads, 2-0 at Lubbock, Texas: UK leads, 1-0 at Neutral Sites: UK leads, 1-0 at Cincinnati: UK leads, 1-0 |

TOLEDO (UK LEADS, 1-0)

| Season | Score | Site |
|--------|----------|---|
| 1985: | W, 63-54 | at Lexington at Lexington: UK leads, 1-0 |

PENNSYLVANIA (TIED, 7-7)

| Season | Score | Site |
|--------|--|-------------------|
| 1903: | L, 42-22 | at UK |
| 1904: | L, 12-55 | at Transylvania |
| 1905: | L, 14-12 | at Transylvania |
| | W, 30-29 | at UK |
| | L, 22-1 | at Transylvania |
| | L, 33-23 | at UK |
| 1906: | UK* | at Lexington YMCA |
| 1907: | W, 16-14 | at UK |
| | L, 19-5 | at Transylvania |
| 1908: | W, 20-15 | at UK |
| | W, 20-15 | at Transylvania |
| 1911: | L, 23-18 | at UK |
| | W, 22-19 | at Transylvania |
| | W, 30-24 | at UK |
| | at UK: UK leads, 4-3 at Transylvania: TU leads, 4-2 at Neutral Sites: UK leads, 1-0 *at Lexington YMCA: UK leads, 1-0 | |

TROY (UK LEADS, 1-0)

| Season | Score | Site |
|--------|----------|---|
| 2018: | W, 70-62 | at Lexington at Lexington: UK leads, 1-0 |

TUFTS (UK LEADS, 1-0)

| Season | Score | Site |
|--------|----------|---|
| 1945: | W, 66-56 | at New York (NCAA) at Neutral Sites: UK leads, 1-0 at New York: UK leads, 1-0 |

TULANE (UK LEADS, 41-5)

| Season | Score | Site |
|--------|----------|-------------------|
| 1921: | W, 50-28 | at Atlanta (SIAA) |

| | | |
|-------|-----------|---|
| 1925: | W, 29-22 | at Lexington |
| 1929: | L, 34-22 | at New Orleans |
| | W, 29-15 | at Atlanta (So.Con.) |
| 1932: | W, 50-30 | at Atlanta (So.Con.) |
| 1933: | W, 53-17 | at Lexington |
| | W, 42-11 | at Lexington |
| 1934: | W, 32-22 | at New Orleans |
| | W, 42-29 | at New Orleans |
| 1935: | W, 38-9 | at New Orleans |
| | W, 52-12 | at New Orleans |
| | W, 63-26 | at Lexington |
| | W, 55-12 | at New Orleans |
| 1936: | W, 49-24 | at Lexington |
| | W, 39-21 | at Lexington |
| 1937: | L, 35-28 | at New Orleans |
| | W, 28-25 | at New Orleans |
| 1938: | L, 38-36 | at Baton Rouge, La. (SEC) |
| 1941: | W, 59-30 | at Louisville (SEC) |
| 1943: | W, 48-31 | at Louisville (SEC) |
| 1944: | W, 62-46 | at Louisville (SEC) |
| 1947: | W, 64-35 | at New Orleans |
| | W, 55-38 | at Louisville (SEC) |
| 1949: | W, 51-47 | at Louisville |
| | W, 78-47 | at New Orleans (Sugar) |
| | W, 68-52 | at Louisville (SEC) |
| 1951: | W, 104-68 | at New Orleans |
| 1952: | W, 103-54 | at Lexington |
| | W, 85-61 | at Louisville (SEC) |
| 1954: | W, 94-43 | at Lexington |
| 1955: | W, 58-44 | at New Orleans |
| 1956: | W, 85-63 | at Lexington |
| 1957: | L, 68-60 | at New Orleans |
| 1958: | W, 86-50 | at Lexington |
| 1959: | W, 85-68 | at New Orleans |
| 1960: | W, 68-42 | at Lexington |
| 1961: | L, 72-70 | at New Orleans |
| 1962: | W, 97-72 | at Lexington |
| 1963: | W, 81-72 | at New Orleans |
| 1964: | W, 105-63 | at Lexington |
| 1965: | W, 102-72 | at New Orleans |
| 1966: | W, 103-74 | at Lexington |
| 1983: | W, 80-61 | at Lexington (UKIT) |
| 1995: | W, 82-60 | at Memphis, Tenn. (NCAA) |
| 2002: | W, 101-67 | at Louisville |
| 2003: | W, 76-60 | at New Orleans at Lexington: UK leads, 15-0 at New Orleans: UK leads, 14-4 at Neutral Sites: UK leads, 12-1 at Atlanta: UK leads, 3-0 at Baton Rouge, La.: TU leads, 1-0 at Louisville: UK leads, 8-0 at Memphis, Tenn.: UK leads, 1-0 |

TULSA (UK LEADS, 5-0)

| Season | Score | Site |
|--------|----------|--|
| 1948: | W, 72-18 | at Lexington |
| | W, 71-22 | at Lexington |
| 1949: | W, 81-27 | at Lexington |
| 1998: | W, 74-53 | at Lexington |
| 2002: | W, 87-82 | at St. Louis (NCAA) at Lexington: UK leads, 4-0 at Neutral Sites: UK leads, 1-0 at St. Louis: UK leads, 1-0 |

UAB (UAB LEADS, 3-2)

| Season | Score | Site |
|--------|----------|----------------------------|
| 1981: | W, 61-53 | at Lexington (UKIT) |
| | L, 69-62 | at Tuscaloosa, Ala. (NCAA) |
| 2004: | L, 76-75 | at Columbus, Ohio (NCAA) |
| 2006: | W, 69-64 | at Philadelphia (NCAA) |



SCORES VS. ALL OPPONENTS

2008: L, 79-76 at Louisville
at Lexington: UK leads, 1-0
at Neutral Sites: UAB leads, 3-1
at Birmingham, Ala.: UAB leads, 1-0
at Columbus, Ohio: UAB leads, 1-0
at Louisville: UAB leads 1-0
at Philadelphia: UK leads, 1-0

UCF (UK LEADS, 1-0)

| Season | Score | Site |
|--------|----------|--------------|
| 2006: | W, 59-57 | at Lexington |

at Lexington: UK leads, 1-0

UCLA (UK LEADS, 8-7)

| Season | Score | Site |
|--------|------------------------|--------------------------------|
| 1952: | W, 84-53 | at Lexington |
| 1960: | W, 68-66 | at Los Angeles |
| 1961: | W, 77-76 | at Lexington |
| 1975: | L, 92-85 | at San Diego (NCAA) |
| 1995: | L, 82-81 | at Anaheim, Calif. |
| 1998: | W, 94-68 | at St. Petersburg, Fla. (NCAA) |
| 1999: | W, 66-62 | at Bayamone, P.R. |
| 2001: | L, 97-92 ^{OT} | at New York |
| 2004: | W, 52-50 | at Anaheim, Calif. |
| 2007: | L, 73-68 | at Honolulu |
| 2015: | W, 83-44 | at Chicago |
| 2016: | L, 87-77 | at Los Angeles |
| 2017: | L, 97-92 | at Lexington |
| | W, 86-75 | at Memphis, Tenn. (NCAA) |
| 2018: | L, 83-75 | at New Orleans |

at Lexington: UK leads, 2-1
at Los Angeles: Tied, 1-1
at Neutral Sites: Tied, 5-5
at Anaheim, Calif.: Tied, 1-1
at Bayamone, P.R.: UK leads, 1-0
at Chicago: UK leads, 1-0
at Honolulu: UCLA leads, 1-0
at Memphis, Tenn.: UK leads, 1-0
at New Orleans: UCLA leads, 1-0
at New York: UCLA leads, 1-0
at San Diego: UCLA leads, 1-0
at St. Petersburg, Fla.: UK leads, 1-0

UCONN (UCONN LEADS, 4-1)

| Season | Score | Site |
|--------|----------|----------------------------|
| 2006: | L, 87-83 | at Philadelphia (NCAA) |
| 2010: | W, 64-61 | at New York |
| 2011: | L, 67-84 | at Maui, Hawaii (Maui) |
| | L, 55-56 | at Houston (NCAA) |
| 2014: | L, 60-54 | at Arlington, Texas (NCAA) |

at Neutral Sites: UC leads, 4-1
at Arlington, Texas: UC leads, 1-0
at Houston: UC leads, 1-0
at Maui, Hawaii: UC leads, 1-0
at New York: UK leads, 1-0
at Philadelphia: UC leads, 1-0

UIIC (UK LEADS, 1-0)

| Season | Score | Site |
|--------|-----------|--------------|
| 2018: | W, 107-73 | at Lexington |

at Lexington: UK leads, 1-0

UMASS (UK LEADS, 5-1)

| Season | Score | Site |
|--------|----------|------------------------------|
| 1992: | W, 90-69 | at Lexington |
| | W, 87-77 | at Philadelphia (NCAA) |
| 1994: | W, 67-64 | at East Rutherford, N.J. |
| 1996: | L, 92-82 | at Auburn Hills, Mich. |
| | W, 81-74 | at E Rutherford, N.J. (NCAA) |

2007: W, 82-68 at Lexington
at Lexington: UK leads, 2-0
at Neutral Sites: UK leads, 3-1
at Auburn Hills, Mich.: UM leads, 1-0
at East Rutherford, N.J.: UK leads, 2-0
at Philadelphia: UK leads, 1-0

UNC ASHEVILLE (UK LEADS, 4-0)

| Season | Score | Site |
|--------|-----------|---------------|
| 1997: | W, 105-51 | at Lexington |
| 2000: | W, 86-41 | at Lexington |
| 2010: | W, 94-57 | at Louisville |
| 2014: | W, 89-57 | at Lexington |

at Lexington: UK leads, 3-0
at Neutral Sites: UK leads, 1-0
at Louisville: UK leads, 1-0

UNC GREENSBORO (UK LEADS, 1-0)

| Season | Score | Site |
|--------|----------|--------------|
| 2019: | W, 78-61 | at Lexington |

at Lexington: UK leads, 1-0

UNLV (UK LEADS, 4-0)

| Season | Score | Site |
|--------|----------|--------------------------|
| 1978: | W, 92-70 | at Lexington |
| 1980: | W, 74-69 | at Las Vegas |
| 1985: | W, 64-61 | at Salt Lake City (NCAA) |
| 2009: | W, 70-60 | at Lexington (NIT) |

at Lexington: UK leads, 2-0
at Las Vegas: UK leads, 1-0
at Neutral Sites: UK leads, 1-0
at Salt Lake City: UK leads, 1-0

UTAH (UK LEADS, 10-2)

| Season | Score | Site |
|--------|-----------|-----------------------------|
| 1944: | W, 46-38 | at New York (NIT) |
| 1947: | L, 49-45 | at New York (NIT) |
| 1955: | W, 70-65 | at Lexington (UKIT) |
| 1977: | L, 70-68 | at Lexington (UKIT) |
| 1993: | W, 83-62 | at Nashville (NCAA) |
| 1996: | W, 101-70 | at Minneapolis (NCAA) |
| 1997: | W, 72-59 | at San Jose, Calif. (NCAA) |
| 1998: | W, 78-69 | at San Antonio (NCAA) |
| 2000: | W, 56-48 | at Lexington (Pre-NIT) |
| 2003: | W, 74-54 | at Nashville, Tenn., (NCAA) |
| 2005: | W, 62-52 | at Austin, Texas (NCAA) |
| 2019: | W, 88-61 | at Lexington |

at Lexington: UK leads, 3-1
at Neutral Sites: UK leads, 7-1
at Austin, Texas: UK leads, 1-0
at Minneapolis: UK leads, 1-0
at Nashville, Tenn.: UK leads, 2-0
at New York: Tied, 1-1
at San Antonio: UK leads, 1-0
at San Jose, Calif.: UK leads, 1-0

UTAH VALLEY (UK LEADS, 1-0)

| Season | Score | Site |
|--------|----------|--------------|
| 2018: | W, 73-63 | at Lexington |

at Lexington: UK leads, 1-0

UTAH STATE (UK LEADS, 1-0)

| Season | Score | Site |
|--------|----------|--------------|
| 1958: | W, 92-64 | at Lexington |

at Lexington: UK leads, 1-0

UT ARLINGTON (UK LEADS, 2-0)

| Season | Score | Site |
|--------|-----------|--------------|
| 2014: | W, 105-76 | at Lexington |
| 2015: | W, 92-44 | at Lexington |

at Lexington: UK leads, 2-0

UTEP (UTEP LEADS, 1-0)

| Season | Score | Site |
|--------|----------|-----------------------------|
| 1966: | L, 72-65 | at College Park, Md. (NCAA) |

at Neutral Sites: UTEP leads, 1-0
at College Park, Md.: UTEP leads, 1-0
* Formerly Texas Western

UT MARTIN (UK LEADS, 2-0)

| Season | Score | Site |
|--------|-----------|--------------|
| 1995: | W, 124-50 | at Lexington |
| 2017: | W, 111-76 | at Lexington |

at Lexington: UK leads, 2-0

VALPARAISO (UK LEADS, 2-0)

| Season | Score | Site |
|--------|----------|---------------------|
| 2002: | W, 83-68 | at St. Louis (NCAA) |
| 2017: | W, 87-63 | at Lexington |

at Lexington: UK leads, 1-0
at Neutral Sites: UK leads, 1-0
at St. Louis: UK leads, 1-0

VANDERBILT (UK LEADS, 147-47)

| Season | Score | Site |
|--------|----------|---------------------------|
| 1912: | W, 28-17 | at Lexington |
| | W, 22-18 | at Lexington |
| 1913: | L, 24-17 | at Lexington |
| | W, 42-29 | at Lexington |
| 1915: | L, 39-34 | at Lexington |
| | W, 36-24 | at Lexington |
| 1916: | L, 39-25 | at Lexington |
| | L, 23-20 | at Lexington |
| 1919: | L, 36-26 | at Lexington |
| 1921: | W, 39-18 | at Lexington |
| 1922: | L, 22-12 | at Nashville, Tenn. |
| 1924: | W, 33-13 | at Lexington |
| 1926: | W, 30-20 | at Lexington |
| 1927: | L, 48-32 | at Lexington |
| 1928: | W, 43-23 | at Lexington |
| | W, 54-29 | at Nashville, Tenn. |
| 1931: | W, 42-37 | at Nashville, Tenn. |
| | W, 43-23 | at Nashville, Tenn. |
| 1932: | W, 61-37 | at Nashville, Tenn. |
| | L, 32-31 | at Lexington |
| 1933: | W, 40-29 | at Nashville, Tenn. |
| | W, 45-28 | at Lexington |
| 1934: | W, 48-26 | at Nashville, Tenn. |
| | W, 47-27 | at Lexington |
| 1935: | W, 58-22 | at Nashville, Tenn. |
| | W, 53-19 | at Lexington |
| 1936: | L, 33-24 | at Nashville, Tenn. |
| | W, 61-41 | at Lexington |
| 1937: | W, 41-26 | at Nashville, Tenn. |
| | W, 51-19 | at Lexington |
| 1938: | W, 42-19 | at Nashville, Tenn. |
| | W, 48-24 | at Lexington |
| 1939: | W, 51-37 | at Nashville, Tenn. |
| | W, 52-27 | at Lexington |
| 1940: | L, 40-32 | at Nashville, Tenn. |
| | W, 43-38 | at Lexington |
| | W, 44-34 | at Knoxville, Tenn. (SEC) |
| 1941: | W, 51-50 | at Nashville, Tenn. |
| | W, 58-31 | at Lexington |
| 1943: | W, 39-38 | at Lexington |
| | W, 54-43 | at Nashville, Tenn. |
| 1946: | W, 59-37 | at Nashville, Tenn. |
| | W, 64-31 | at Paducah, Ky. |
| 1947: | W, 82-30 | at Nashville, Tenn. |
| | W, 84-41 | at Lexington |
| | W, 98-29 | at Louisville (SEC) |
| 1948: | W, 82-51 | at Nashville, Tenn. |
| | W, 79-43 | at Lexington |
| 1949: | W, 72-50 | at Nashville, Tenn. |
| | W, 70-37 | at Lexington |



| | | |
|-------|------------------------|---------------------------|
| 1950: | W, 58-54 | at Nashville, Tenn. |
| | W, 70-66 | at Lexington |
| 1951: | W, 74-49 | at Nashville, Tenn. |
| | W, 89-57 | at Lexington |
| | L, 61-57 | at Louisville (SEC) |
| 1952: | W, 88-51 | at Nashville, Tenn. |
| | W, 75-45 | at Lexington |
| 1954: | W, 85-63 | at Nashville, Tenn. |
| | W, 100-64 | at Lexington |
| 1955: | W, 75-71 | at Nashville, Tenn. |
| | W, 77-59 | at Lexington |
| 1956: | L, 81-73 | at Nashville, Tenn. |
| | W, 76-55 | at Lexington |
| 1957: | W, 91-83 | at Nashville, Tenn. |
| | W, 80-65 | at Lexington |
| 1958: | W, 86-81 | at Nashville, Tenn. |
| | W, 65-61 | at Lexington |
| 1959: | L, 75-66 | at Nashville, Tenn. |
| | W, 83-71 | at Lexington |
| 1960: | W, 76-59 | at Nashville, Tenn. |
| | W, 68-60 | at Lexington |
| 1961: | L, 64-62 | at Nashville, Tenn. |
| | W, 60-59 | at Lexington |
| | W, 88-67 | at Knoxville, Tenn. (SEC) |
| 1962: | W, 77-68 | at Nashville, Tenn. |
| | W, 87-80 | at Lexington |
| 1963: | W, 106-82 | at Nashville, Tenn. |
| | L, 69-67 | at Lexington |
| 1964: | L, 85-83 | at Nashville, Tenn. |
| | W, 104-73 | at Lexington |
| 1965: | L, 97-79 | at Lexington |
| | L, 91-90 | at Nashville, Tenn. |
| 1966: | W, 96-83 | at Lexington |
| | W, 105-90 | at Nashville, Tenn. |
| 1967: | L, 91-89 ^{OT} | at Lexington |
| | L, 110-94 | at Nashville, Tenn. |
| 1968: | W, 94-78 | at Nashville, Tenn. |
| | W, 85-80 | at Lexington |
| 1969: | W, 103-89 | at Lexington |
| | L, 101-99 | at Nashville, Tenn. |
| 1970: | L, 89-81 | at Nashville, Tenn. |
| | W, 90-86 | at Lexington |
| 1971: | W, 102-92 | at Lexington |
| | W, 119-90 | at Nashville, Tenn. |
| 1972: | W, 106-80 | at Lexington |
| | W, 85-80 ^{OT} | at Nashville, Tenn. |
| 1973: | L, 76-75 | at Nashville, Tenn. |
| | L, 83-76 | at Lexington |
| 1974: | L, 82-65 | at Lexington |
| | L, 71-69 | at Nashville, Tenn. |
| 1975: | W, 91-90 | at Nashville, Tenn. |
| | W, 109-84 | at Lexington |
| 1976: | W, 77-76 | at Lexington |
| | L, 69-65 | at Nashville, Tenn. |
| 1977: | W, 64-62 | at Nashville, Tenn. |
| | W, 113-73 | at Lexington |
| 1978: | W, 72-59 | at Lexington |
| | W, 78-68 | at Nashville, Tenn. |
| 1979: | L, 68-58 | at Nashville, Tenn. |
| | W, 96-70 | at Lexington |
| 1980: | W, 106-90 | at Lexington |
| | W, 91-73 | at Nashville, Tenn. |
| 1981: | W, 78-64 | at Nashville, Tenn. |
| | W, 80-48 | at Lexington |
| | L, 60-55 | at Birmingham, Ala. (SEC) |
| 1982: | W, 67-58 | at Lexington |
| | W, 73-69 | at Nashville, Tenn. |
| 1983: | W, 82-77 | at Nashville, Tenn. |
| | W, 82-63 | at Lexington |
| 1984: | W, 67-46 | at Lexington |
| | W, 58-54 | at Nashville, Tenn. |
| 1985: | W, 75-58 | at Lexington |
| | W, 68-62 | at Nashville, Tenn. |

| | | |
|-------|------------------------|---------------------------|
| 1986: | W, 80-71 | at Nashville, Tenn. |
| | W, 73-65 | at Lexington |
| 1987: | W, 71-65 | at Nashville, Tenn. |
| | W, 65-54 | at Lexington |
| 1988: | W, 81-74 | at Lexington |
| | L, 83-66 | at Nashville, Tenn. |
| 1989: | W, 70-61 | at Lexington |
| | L, 81-51 | at Nashville, Tenn. |
| | L, 77-63 | at Knoxville, Tenn. (SEC) |
| 1990: | L, 92-85 | at Nashville, Tenn. |
| | W, 100-73 | at Lexington |
| 1991: | W, 58-50 | at Lexington |
| | L, 98-87 | at Nashville, Tenn. |
| 1992: | W, 84-71 | at Nashville, Tenn. |
| | W, 80-56 | at Lexington |
| | W, 76-57 | at Birmingham, Ala. (SEC) |
| 1993: | L, 101-86 | at Nashville, Tenn. |
| | W, 82-67 | at Lexington |
| 1994: | W, 107-82 | at Lexington |
| | W, 77-69 | at Nashville, Tenn. |
| 1995: | W, 81-68 | at Lexington |
| | W, 71-60 | at Nashville, Tenn. |
| 1996: | W, 120-81 | at Nashville, Tenn. |
| | W, 101-63 | at Lexington |
| 1997: | W, 58-46 | at Cincinnati |
| | W, 82-79 | at Nashville, Tenn. |
| 1998: | W, 71-62 | at Lexington |
| | W, 63-61 | at Nashville, Tenn. |
| 1999: | W, 73-57 | at Nashville, Tenn. |
| | W, 88-63 | at Lexington |
| 2000: | W, 72-52 | at Lexington |
| | W, 81-73 ^{OT} | at Nashville, Tenn. |
| 2001: | W, 86-75 | at Lexington |
| | W, 79-74 | at Nashville, Tenn. |
| 2002: | W, 67-59 | at Lexington |
| | L, 86-73 | at Nashville, Tenn. |
| 2003: | W, 74-52 | at Nashville, Tenn. |
| | W, 106-44 | at Lexington |
| | W, 81-63 | at New Orleans |
| 2004: | W, 75-63 | at Lexington |
| | L, 66-60 | at Nashville, Tenn. |
| 2005: | W, 69-54 | at Lexington |
| | W, 84-70 | at Nashville, Tenn. |
| 2006: | L, 57-52 | at Lexington |
| | L, 84-81 | at Nashville, Tenn. |
| 2007: | L, 72-67 | at Lexington |
| | L, 67-65 | at Nashville, Tenn. |
| 2008: | W, 79-73 ^{OT} | at Lexington |
| | L, 93-52 | at Nashville, Tenn. |
| 2009: | W, 70-60 | at Lexington |
| | L, 77-64 | at Nashville, Tenn. |
| 2010: | W, 85-72 | at Lexington |
| | W, 58-56 | at Nashville, Tenn. |
| 2011: | L, 77-81 | at Nashville, Tenn. |
| | W, 68-66 | at Lexington |
| 2012: | W, 69-63 | at Nashville, Tenn. |
| | W, 83-74 | at Lexington |
| | L, 71-64 | at New Orleans |
| 2013: | W, 60-58 | at Nashville, Tenn. |
| | W, 74-70 | at Lexington |
| | L, 64-48 | at Nashville, Tenn. |
| 2014: | W, 71-62 | at Nashville, Tenn. |
| 2015: | W, 65-57 | at Lexington |
| 2016: | W, 76-57 | at Lexington |
| | L, 74-62 | at Nashville, Tenn. |
| 2017: | W, 87-81 | at Nashville, Tenn. |
| | W, 73-67 | at Lexington |
| 2018: | W, 74-67 | at Nashville, Tenn. |
| | W, 83-81 ^{OT} | at Lexington |
| 2019: | W, 56-47 | at Lexington |
| | W, 87-52 | at Nashville, Tenn. |

at Lexington: UK leads, 82-14
at Nashville, Tenn.: UK leads, 58-29

at Neutral Sites: UK leads, 7-4
at Birmingham, Ala.: Tied, 1-1
at Cincinnati: UK leads, 1-0
at Knoxville, Tenn.: UK leads, 2-1
at Louisville: Tied, 1-1
at New Orleans: Tied, 1-1
at Paducah, Ky.: UK leads, 1-0

VERMONT (UK LEADS, 1-0)

| | | |
|--------|----------|-----------------------------|
| Season | Score | Site |
| 2018: | W, 73-69 | at Lexington |
| | | at Lexington: UK leads, 1-0 |

VERNON, IND. (UK LEADS, 1-0)

| | | |
|--------|----------|--------------------------------|
| Season | Score | Site |
| 1906: | W, 34-14 | at Vernon, Ind. |
| | | at Vernon: Ind.: UK leads, 1-0 |

VILLANOVA (UK LEADS, 6-0)

| | | |
|--------|------------------------|---|
| Season | Score | Site |
| 1949: | W, 85-72 | at New York (NCAA) |
| 1950: | W, 57-56 ^{OT} | at New Orleans (Sugar) |
| 1983: | W, 93-79 | at Lexington |
| 1997: | W, 93-56 | at Lexington |
| 1998: | W, 79-63 | at Philadelphia |
| 2007: | W, 67-58 | at Chicago (NCAA) |
| | | at Lexington: UK leads, 2-0 |
| | | at Philadelphia: UK leads, 1-0 |
| | | at Neutral Sites: UK leads, 4-0 |
| | | at Chicago: UK leads, 1-0 |
| | | at New Orleans: UK leads, 1-0 |
| | | at New York: UK leads, 1-0 |
| | | *As part of sanctions imposed upon the UK basketball program in 1989, the NCAA ordered Kentucky to erase from the record three NCAA tournament games from the 1987-88 season. |
| | | Kentucky's 99-84 win over Southern, a 90-81 win over Maryland and an 80-74 loss to Villanova have been deleted from the records. |

VIRGINIA (UK LEADS, 6-3)

| | | |
|--------|------------------------|------------------------------------|
| Season | Score | Site |
| 1914: | L, 39-23 | at Charlottesville, Va. |
| 1922: | L, 32-30 ^{OT} | at Charlottesville, Va. |
| 1924: | W, 29-16 | at Lexington |
| 1928: | W, 31-28 | at Charlottesville, Va. |
| 1962: | W, 93-73 | at Lexington |
| 1964: | W, 75-64 | at Lexington |
| 1966: | W, 99-73 | at Charlottesville, Va. |
| 1967: | W, 104-84 | at Lexington |
| 2003: | L, 75-61 | at Maui, Hawaii |
| | | at Lexington: UK leads, 4-0 |
| | | at Charlottesville, Va.: Tied, 2-2 |
| | | at Neutral Sites: UVA leads, 1-0 |
| | | at Maui, Hawaii: UVA leads, 1-0 |

VIRGINIA TECH (UK LEADS, 4-1)

| | | |
|--------|----------|---------------------------------|
| Season | Score | Site |
| 1924: | W, 36-14 | at Lexington |
| 1956: | W, 56-55 | at New Orleans (Sugar) |
| 1963: | L, 80-77 | at Lexington |
| 1996: | W, 84-60 | at Dallas (NCAA) |
| 2018: | W, 93-86 | at Lexington |
| | | at Lexington: UK leads, 2-1 |
| | | at Neutral Sites: UK leads, 2-0 |
| | | at Dallas: UK leads, 1-0 |
| | | at New Orleans: UK leads, 1-0 |

**VMI (UK LEADS, 6-3)**

| Season | Score | Site |
|--------|------------|---|
| 1915: | L, 32-18 | at Lexington, Va. |
| 1922: | L, 37-32 | at Lexington, Va. |
| 1926: | W, 32-25 | at Atlanta (So.Con.) |
| 1961: | W, 72-56 | at Lexington, Ky. |
| 1977: | W, 93-78 | at College Park, Md. (NCAA) |
| 1986: | W, 95-55 | at Louisville |
| 2002: | W, 99-57 | at Lexington, Ky. |
| 2009: | L, 111-103 | at Lexington, Ky. |
| 2019: | W, 92-82 | at Lexington, Ky. at Lexington, Ky.: UK leads, 3-1 at Lexington, Va.: VMI leads, 2-0 at Neutral Sites: UK leads, 3-0 at Atlanta: UK leads, 1-0 at College Park, Md.: UK leads, 1-0 at Louisville: UK leads, 1-0 |

WABASH (TIED, 1-1)

| Season | Score | Site |
|--------|----------|---|
| 1925: | L, 57-10 | at Crawfordsville, Ind. |
| 1947: | W, 96-24 | at Lexington at Lexington: UK leads, 1-0 at Crawfordsville, Ind.: WC leads, 1-0 |

WAKE FOREST (UK LEADS, 5-0)

| Season | Score | Site |
|---|-----------|---------------------------|
| 1953: | W, 101-69 | at Lexington |
| 1964: | W, 98-75 | at Lexington (UKIT) |
| 1993: | W, 103-69 | at Charlotte, N.C. (NCAA) |
| 1996: | W, 83-63 | at Minneapolis (NCAA) |
| 2010: | W, 90-60 | at New Orleans (NCAA) |
| at Lexington: UK leads, 2-0 at Neutral Sites: UK leads, 3-0 at Charlotte, N.C.: UK leads, 1-0 at Minneapolis: UK leads, 1-0 at New Orleans: UK leads, 1-0 | | |

WASHINGTON (UK LEADS, 2-0)

| Season | Score | Site |
|--------|----------|--|
| 1985: | W, 66-58 | at Salt Lake City (NCAA) |
| 2011: | W, 74-67 | at Maui, Hawaii at Neutral Sites: UK leads, 2-0 at Maui, Hawaii: UK leads, 1-0 at Salt Lake City: UK leads, 1-0 |

WASHINGTON & LEE (UK LEADS, 12-1)

| Season | Score | Site |
|---|------------------------|-------------------|
| 1922: | W, 21-20 | at Lexington, Va. |
| 1926: | W, 28-22 | at Lexington, Ky. |
| | W, 44-34 | at Lexington, Ky. |
| 1927: | L, 36-34 | at Lexington, Ky. |
| 1928: | W, 34-28 | at Lexington, Ky. |
| 1929: | W, 31-30 | at Lexington, Ky. |
| 1930: | W, 28-26 ^{OT} | at Lexington, Ky. |
| 1931: | W, 23-18 | at Lexington, Ky. |
| 1932: | W, 48-28 | at Lexington, Ky. |
| 1939: | W, 67-47 | at Lexington, Ky. |
| 1942: | W, 62-32 | at Lexington, Ky. |
| 1952: | W, 96-46 | at Lexington, Ky. |
| 1957: | W, 94-66 | at Lexington, Ky. |
| at Lexington, Ky.: UK leads, 11-1 at Lexington, Va.: UK leads, 1-0 | | |

WASHINGTON STATE (UK LEADS, 1-0)

| Season | Score | Site |
|--------|----------|--|
| 1975: | W, 97-75 | at Lexington (UKIT) at Lexington: UK leads, 1-0 |

WASHINGTON UNIVERSITY OF ST. LOUIS (UK LEADS, 2-0)

| Season | Score | Site |
|--------|----------|---|
| 1943: | W, 45-38 | at Lexington |
| 1948: | W, 69-39 | at Memphis, Tenn. at Lexington: UK leads, 1-0 at Neutral Sites: UK leads, 1-0 at Memphis, Tenn.: UK leads, 1-0 |

WAYNE (UK LEADS, 1-0)

| Season | Score | Site |
|--------|----------|---|
| 1956: | W, 84-64 | at Iowa City, Iowa (NCAA) at Neutral Sites: UK leads, 1-0 at Iowa City, Iowa: UK leads, 1-0 |

WESTERN CAROLINA (UK LEADS, 2-0)

| Season | Score | Site |
|--------|----------|---|
| 1989: | W, 78-60 | at Lexington |
| 1997: | W, 82-55 | at Lexington at Lexington: UK leads, 2-0 |

WESTERN KENTUCKY (UK LEADS, 4-2)

| Season | Score | Site |
|--|-----------|---------------------------|
| 1971: | L, 107-83 | at Athens, Ga. (NCAA) |
| 1986: | W, 71-64 | at Charlotte, N.C. (NCAA) |
| 1991: | W, 84-70 | at Louisville, Ky. |
| 1992: | W, 93-83 | at Lexington |
| 2002: | L, 64-52 | at Lexington |
| 2012: | W, 81-66 | at Louisville, Ky. (NCAA) |
| at Lexington: Tied, 1-1 at Neutral Sites: UK leads, 2-1 at Athens, Ga.: WKU leads, 1-0 at Charlotte, N.C.: UK leads, 1-0 at Louisville, Ky.: UK leads, 2-0 | | |

WESTERN ONTARIO (UK LEADS, 4-0)

| Season | Score | Site |
|--------|----------|---|
| 1946: | W, 51-42 | at Lexington |
| | W, 71-28 | at Lexington |
| 1948: | W, 98-41 | at Lexington |
| 1950: | W, 90-18 | at Lexington at Lexington: UK leads, 4-0 |

WEST TEXAS STATE (UK LEADS, 2-0)

| Season | Score | Site |
|--------|-----------|---|
| 1951: | W, 73-43 | at Lexington |
| 1979: | W, 121-67 | at Lexington at Lexington: UK leads, 2-0 |

WEST VIRGINIA (UK LEADS, 16-5)

| Season | Score | Site |
|--------|------------|--------------------------|
| 1924: | W, 24-21 | at Lexington |
| 1925: | W, 29-19 | at Lexington |
| 1927: | W, 44-26 | at Lexington |
| 1940: | L, 47-38 | at Lexington |
| 1941: | W, 46-34 | at Lexington |
| | L, 56-43 | at Morgantown, W.Va. |
| 1946: | W, 59-51 | at New York (NIT) |
| 1958: | L, 77-70 | at Lexington (UKIT) |
| 1959: | W, 97-91 | at Lexington (UKIT) |
| 1960: | L, 79-70 | at Lexington (UKIT) |
| 1963: | W, 79-75 | at Lexington (UKIT) |
| 1965: | W, 102-78 | at Lexington (UKIT) |
| 1970: | W, 106-87 | at Lexington |
| 1971: | W, 106-100 | at Morgantown, W.Va. |
| 1992: | W, 106-80 | at Lexington |
| 2006: | W, 80-66 | at Kansas City, Mo. |
| 2009: | W, 54-43 | at Las Vegas |
| 2010: | L, 73-66 | at Syracuse, N.Y. (NCAA) |
| 2011: | W, 71-63 | at Tampa, Fla. (NCAA) |
| 2015: | W, 78-39 | at Cleveland (NCAA) |

| | | |
|-------|----------|---|
| 2018: | W, 83-76 | at Morgantown, W.Va. at Lexington: UK leads, 9-3 at Morgantown, W.Va.: UK leads 2-1 at Neutral Sites: UK leads, 5-1 at Cleveland: UK leads, 1-0 at Kansas City, Mo.: UK leads, 1-0 at Las Vegas: UK leads, 1-0 at New York: UK leads, 1-0 at Syracuse, N.Y.: WV leads, 1-0 at Tampa, Fla.: UK leads, 1-0 |
|-------|----------|---|

WICHITA STATE (UK LEADS, 2-0)

| Season | Score | Site |
|--------|----------|---|
| 2014: | W, 78-76 | St. Louis (NCAA) |
| 2017: | W, 65-62 | Indianapolis (NCAA) at Neutral Sites: UK leads, 2-0 at Indianapolis: UK leads, 1-0 at St. Louis: UK leads, 1-0 |

WILLIAM & MARY (UK LEADS, 1-0)

| Season | Score | Site |
|--------|----------|---|
| 2005: | W, 92-47 | at Lexington at Lexington: UK leads, 1-0 |

WINTHROP (UK LEADS, 3-0)

| Season | Score | Site |
|--------|----------|---|
| 2004: | W, 65-44 | at Lexington |
| 2011: | W, 89-52 | at Lexington |
| 2019: | W, 87-74 | at Lexington at Lexington: UK leads, 3-0 |

WISCONSIN (UK LEADS, 4-2)

| Season | Score | Site |
|--------|-----------|--|
| 1963: | W, 108-85 | at Lexington (UKIT) |
| 1969: | L, 69-65 | at Chicago |
| 1977: | W, 72-64 | at Lexington |
| 2003: | W, 63-57 | at Minneapolis (NCAA) |
| 2014: | W, 74-73 | at Arlington, Texas (NCAA) |
| 2015: | L, 71-64 | at Indianapolis (NCAA) at Lexington: UK leads, 2-0 at Neutral Sites: Tied, 2-2 at Arlington, Texas: UK leads, 1-0 at Chicago: UW leads, 1-0 at Indianapolis: UW leads, 1-0 at Minneapolis: UK leads, 1-0 |

WISCONSIN-GREEN BAY (UK LEADS, 1-0)

| Season | Score | Site |
|--------|----------|---|
| 1996: | W, 74-62 | at Lexington at Lexington: UK leads, 1-0 |

WOFFORD (UK LEADS, 1-0)

| Season | Score | Site |
|--------|----------|--|
| 2019: | W, 62-56 | at Jacksonville, Fla. at Neutral Sites: UK leads, 1-0 at Jacksonville, Fla.: UK leads, 1-0 |

WRIGHT FIELD (UK LEADS, 1-0)

| Season | Score | Site |
|--------|----------|---|
| 1944: | W, 61-28 | at Lexington at Lexington: UK leads, 1-0 |

WRIGHT STATE (UK LEADS, 4-0)

| Season | Score | Site |
|--------|----------|--|
| 1993: | W, 81-65 | at Lexington |
| 1997: | W, 90-62 | at Lexington |
| 1999: | W, 97-75 | at Cincinnati |
| 2016: | W, 78-63 | at Lexington at Lexington: UK leads, 3-0 at Neutral Sites: UK leads, 1-0 at Cincinnati: UK leads, 1-0 |

**WYOMING (UK LEADS, 2-0)**

| <i>Season</i> | <i>Score</i> | <i>Site</i> |
|--|--------------|---------------------|
| 1945: | W, 50-46 | at Buffalo, N.Y. |
| 1984: | W, 66-40 | at Lexington (UKIT) |
| <i>at Lexington: UK leads, 1-0</i> | | |
| <i>at Neutral Sites: UK leads, 1-0</i> | | |
| <i>at Buffalo, N.Y.: UK leads, 1-0</i> | | |

XAVIER (UK LEADS, 37-2)

| <i>Season</i> | <i>Score</i> | <i>Site</i> |
|--------------------------------------|------------------------|---------------|
| 1935: | W, 40-27 | at Cincinnati |
| | W, 46-29 | at Lexington |
| 1936: | W, 36-32 | at Cincinnati |
| | W, 49-40 | at Lexington |
| 1937: | W, 34-28 ^{OT} | at Cincinnati |
| | W, 23-15 | at Lexington |
| 1938: | L, 39-32 | at Cincinnati |
| | W, 45-29 | at Lexington |
| 1939: | W, 41-31 | at Cincinnati |
| | W, 43-23 | at Lexington |
| 1940: | W, 42-41 | at Cincinnati |
| | W, 37-29 | at Lexington |
| 1941: | W, 48-43 | at Cincinnati |
| | L, 49-44 | at Lexington |
| 1942: | W, 40-39 | at Cincinnati |
| | W, 44-36 | at Lexington |
| 1943: | W, 43-38 | at Lexington |
| | W, 48-36 | at Lexington |
| 1946: | W, 62-36 | at Cincinnati |
| | W, 83-40 | at Lexington |
| 1947: | W, 71-34 | at Lexington |
| | W, 58-31 | at Cincinnati |
| 1948: | W, 79-37 | at Lexington |
| | W, 59-37 | at Cincinnati |
| 1949: | W, 96-50 | at Lexington |
| | W, 51-40 | at Cincinnati |
| 1950: | W, 58-47 | at Cincinnati |
| | W, 58-53 | at Lexington |
| 1951: | W, 67-56 | at Cincinnati |
| | W, 78-51 | at Lexington |
| 1952: | W, 97-72 | at Cincinnati |
| | W, 83-50 | at Lexington |
| 1954: | W, 81-66 | at Cincinnati |
| | W, 77-71 | at Lexington |
| 1955: | W, 73-69 | at Cincinnati |
| | W, 66-55 | at Lexington |
| 1963: | W, 90-76 | at Lexington |
| 1968: | W, 111-76 | at Lexington |
| 1969: | W, 115-77 | at Lexington |
| <i>at Lexington: UK leads, 21-1</i> | | |
| <i>at Cincinnati: UK leads, 16-1</i> | | |

YALE (UK LEADS, 1-0)

| <i>Season</i> | <i>Score</i> | <i>Site</i> |
|------------------------------------|--------------|--------------|
| 1962: | W, 79-58 | at Lexington |
| <i>at Lexington: UK leads, 1-0</i> | | |



SEC CREDENTIAL POLICY

By accepting or using a media credential (“Credential”) for access to any game or athletic contest sponsored or hosted

by the Southeastern Conference (the “SEC”) or by any one or more of its member institutions (herein an “Event” or the “Events”) each person and entity issued such a Credential (herein referred to, along with the employer of each such person, collectively as a “Bearer”) agrees to the following terms and conditions:

GENERAL

Each Bearer must be and hereby represents that he or she is acting on a specific assignment for an accredited media agency and has a legitimate working function in connection with the Event attended. The Credential is not transferable and may be revoked at any time.

The rights and privileges granted to Bearer may be terminated if any term or condition for use of the Credential is breached. The unauthorized use of the Credential subjects the Bearer to ejection from the Event.

While within the Event venue, Bearer shall, at all times, adhere to the policies in place for the Event, abide by and respect access limitations, and accept and follow directions provided by the SEC or the SEC member institution(s) hosting the Event.

Bearer assumes all risks incidental to the performance by the Bearer of Bearer’s services in connection with the Event and assumes all risks incidental to each Event, whether occurring before, during or after the actual playing of the Event, and agrees that the SEC, its member institutions, and their respective agents, employees, directors, officers, student-athletes, coaches, and contractors shall not be liable for bodily injury, property damage or theft losses suffered or incurred by Bearer at the Event. Bearer understands that sports contests are physical, and that in the normal course of play it is possible for balls, players, or other objects to leave the court, track, course, or field of play and impact spectators. Bearer hereby waives and releases any and all Claims (as defined below) against the SEC and its member institutions arising directly or indirectly from any such injury, including those attributable to their negligence or that of their agents.

In the event that the name or likeness of Bearer is included in any broadcast, telecast, photograph, film, video or other media taken in connection with any Event, Bearer grants the SEC (or, if the media is controlled by a SEC member, grants such SEC member) the nonexclusive, transferable, perpetual right and license to use (and to sub-license the use of) such name and likeness in any media worldwide whether now known or thereafter devised.

Bearer agrees to indemnify and save harmless the SEC, its member institutions, and their respective agents, employees, directors, officers, student-athletes, coaches, and contractors, of and from any and all claims, liabilities, demands and causes of action asserted by persons and entities other than the SEC and its member institutions (jointly “Claims”) arising out of any act or omission, or anything done or purported to have been done, by Bearer, including but not limited to Claims arising from Bearer’s breach of any term or condition hereof. With respect to any Claim that might give rise to liability of the Bearer as an indemnitor, the indemnified party shall: (a) have the right to fully participate in the litigation of such claim with counsel selected by the indemnified party at the sole expense of the Bearer, and (b) not be obligated, without its consent, to participate in any settlement of such Claim.

SEC REAL-TIME INTERNET POLICY

By acceptance and use of an SEC media credential, the holder agrees to the following conditions for any and all athletic events hosted by the SEC and its member institutions:

1. The SEC and its member institutions grant a media organization a limited license to use certain gathered information on the media organization’s own Internet or online site beginning at the start of an athletic event and up to the conclusion of such event, all subject to the following limitations and conditions:
 - (a) No more than 10 still photographs may be used for news coverage of the game and other editorial purposes during the event.
 - (b) Video tape may only be shown as part of a single, non-archived, online “simulcast” of a television station’s regularly-scheduled news program.
 - (c) While a game is in progress, the use of textual statistical information is time-delayed and limited in amount (e.g., updates pertaining to score,



injuries and national, conference or institutional record-breaking performances, a condensed halftime story) so that an organization's Internet or online game coverage does not undercut the authorized and rights-paying fee organization's rights to play-by-play accounts of the game and/or exclusivity as to such rights.

2. Any proposed media use on an Internet or on-line sight of the game information that is more detailed and/or more than described above will require separate written authorization by the SEC and/or its member institutions. However, such written authorization will not permit the use of game information in entertainment contexts and will not authorize game coverage that, due to immediacy or detail, constitutes or approaches a play-by-play account of a game.
3. Should any of these conditions be breached, the SEC and/or its member institutions will issue a written warning for the first violation. If this violation occurs during the last game of the institutions' regularly-scheduled season, the media organization may not be credentialed for the SEC Tournament. A second violation of this policy will result in revocation of credentials to cover future basketball games hosted by the SEC and/or its member institutions.



CREDENTIAL REQUESTS

Requests for single-game credentials should be made as far in advance as possible and no later than five days prior to game day online at sportssystem.com/Kentucky.

Stephanie Guy
Office Coordinator
859.257.3838
stephanie.guy@uky.edu

CREDENTIAL CRITERIA

The University of Kentucky's decision to issue credentials to a media outlet for the purposes of covering a UK basketball home or away event is determined by a variety of factors. They include the following:

- Amount of coverage given to Kentucky throughout the season
- Intention/ability to cover all 22 sports at Kentucky
- Compliance with SEC media policy
- Distribution/size of publication: free, subscription, sale on newsstands, website traffic, etc.

- Radio or TV station program format and size of audience
- Length of existence of the publication, amount of original copy generated, number of full-time employees of the publication and the journalistic experience of the reporter(s)
- Attendance at Kentucky media sessions, including Olympic sport opportunities
- Space availability
- Professionalism, which includes but is not limited to conduct at games, press conferences, practices, on social media, etc.

The University of Kentucky has the right to revoke credentials under its own discretion.

INTERVIEW POLICIES-GENERAL

All interviews with University of Kentucky basketball players or staff members must be arranged through the UK Athletics Communications and Public Relations office. Media should never contact a player, coach or staff member directly.

The Wildcat Coal Lodge, dormitories, team locker rooms and other team quarters are private team areas. Media members are not permitted in these areas unless accompanied by appropriate university personnel.

PRACTICE/PRESS CONFERENCES

Other than announced exceptions, UK basketball practices are closed to the media. UK will accept requests to attend practice. All requests must be made 24 hours prior to practice. In cases in which practices are open to the media, cell phones must be turned on silent or vibrate while in the practice facility.

Player interviews are conducted prior to practices the day before a game and will be available to all UK media in the Joe Craft Center lobby area. UK will accept requests for player interviews, but they must be submitted 24 hours prior to the scheduled availability.

Coach John Calipari or an assistant coach will meet with members of the media immediately following player interviews in the Memorial Coliseum media room or the Joe Craft Center lobby area.

Gameday shoot-arounds are closed to the media.

TELEPHONE PLAYER INTERVIEWS

Telephone interviews are available to the media on a call-back basis. Individual player and coach telephone numbers will not be given to members of the media.

Players are instructed not to conduct interviews when contacted directly by telephone. The UK Athletics Communications and Public Relations office will arrange for telephone interviews at a time most convenient for the student-athlete.

Other special requests are handled on a case-by-case basis.

POSTGAME INTERVIEWS

Postgame interviews will be conducted in the media room. UK's opponent will address the media first approximately 10 minutes after the game. Following the conclusion of the visiting team, Coach Calipari conducts his postgame press conference in the media room while a player is taken to the UK Sports Network.

Following Coach Calipari's press conference, selected UK players are brought to the media interview room. No one-on-one interviews will be conducted postgame. Requests for such interviews should be made to the UK Athletics Communications and Public Relations office.

UKathletics.com

The official website for University of Kentucky Athletics is updated 24 hours before each game with the latest game notes and quotes from Coach John Calipari and selected players.

Following each game, the site will post a game box score with summary, postgame quotes and notes from all games and updated season statistics.

ACCESSING PUBLICITY PHOTOS/LOGOS

Media members wishing to obtain photos and logos of the University of Kentucky men's basketball team may do so by going to bit.ly/UKMBB_Photo_2020. The password is ukmedia2019-20.

For additional photo needs, please contact the UK Athletics Communications and Public Relations office.

SEC SERVICES

John Calipari, along with the other 13 conference coaches, will participate in the Southeastern Conference's teleconference call. This year the calls will be conducted Jan. 2, Jan. 23 and March 9. To listen only, media can call 877.381.5694. To ask questions, contact the SEC media relations office at 205.458.3010 for additional details. Information also can be obtained on the web at www.secsports.com.

TELECONFERENCE SCHEDULE (ET)

| | |
|-------------------|--------------------------------|
| 11:00 a.m. | Jerry Stackhouse, Vanderbilt |
| 11:07 a.m. | Michael White, Florida |
| 11:14 a.m. | Frank Martin, South Carolina |
| 11:21 a.m. | Tom Crean, Georgia |
| 11:28 a.m. | Will Wade, LSU |
| 11:35 a.m. | John Calipari, Kentucky |
| 11:42 a.m. | Rick Barnes, Tennessee |
| 11:49 a.m. | Eric Musselman, Arkansas |
| 11:56 a.m. | Nate Oats, Alabama |
| 12:03 p.m. | Bruce Pearl, Auburn |
| 12:10 p.m. | Kermit Davis, Ole Miss |
| 12:17 p.m. | Ben Howland, Mississippi State |
| 12:24 p.m. | Cuonzo Martin, Missouri |
| 12:31 p.m. | Buzz Williams, Texas A&M |



RADIO/TV RIGHTS

Broadcasting rights to UK games are assigned exclusively to the UK Sports Network. One reciprocal rights fee waiver is guaranteed opponent schools visiting Lexington. Contact Brad Tucker, network coordinator, at tucker@jmisports.com. Two phone lines and an ISDN line are available for visiting radio.

VIDEO HIGHLIGHTS

UK Sports Video can provide highlight footage of most UK games. Contact Greg Gorham at greg.gorham@uky.edu to request assistance.

GAMEDAY MEDIA SERVICES

MEDIA PARKING

A limited number of spots are available in the Langley Garage. The city of Lexington assesses a charge for parking privileges. Requests should be made when submitting press and/or photo credential requests. The media parking area can be accessed from South Broadway. The garage opens three hours before tipoff.

MEDIA WILL CALL

Media will call is located at the main entrance to Rupp Arena off of High Street. Credentials are not available at the public will call window and will not be mailed. Will call will open two hours prior to the start of the game.



MEDIA SERVICES

The University of Kentucky uses a computerized statistics system. Working media will receive:

- Game program and notes
- Halftime statistics
- Final statistics
- Complete play-by-play
- Shot charts
- Coach and player quotes

MEDIA ROOM

The media room and photo compound is located beneath section 28 and can be accessed through the floor exit beneath section 26. Working facilities, with electrical outlets and a limited number of telephones, are available.

MEDIA SEATING

The UK Athletics Communications and Public Relations office will assign seats for each game. The seating chart will be available in the media room. Available seating areas will be upstairs on media row on the third floor only. Media row can be accessed through sections 16, 29 and 33, or by taking the elevator in the media room to the third floor.



WIRELESS INTERNET

UK provides media members with complimentary wireless internet access at Rupp Arena. Contact a UK Athletics Communications and Public Relations staff member for details.



TELEPHONES

A limited number of telephones are available in the Rupp Arena media room. Newspapers and radio stations desiring their own private lines, to be installed either on press row or in the media room, should contact Windstream at 800.843.9214.



PHOTO/VIDEO COMPOUND

A photo compound is available in the media room for use by photographers only. Courtesy wireless internet and phone lines can be utilized for filing digital photography. If outlets wish to install their own phone lines, they can be ordered from the Windstream phone number listed above.

PHOTOGRAPHERS

The photo zones are appropriately marked on the Rupp Arena floor on both baselines. Photo/video spots are assigned. Because of safety concerns, no

shooting is allowed on either sideline. Due to the amount of space, photo credentials will be limited. Additional spots (unassigned) are available on media row in front of the stairwell of section 32. See Chet White at the site for technical assistance.

Prior to moving or installing any cables around the basketball floor and/or in the seating area, including cable trays or otherwise, please coordinate your efforts with the Lexington Center/Rupp Arena technical staff.

Professional DSLR still cameras and video cameras are required to shoot from the floor. No point-and-shoot still cameras or flip video cameras will be allowed on the floor. Please have rubber/non-scratch pads under stools to avoid scratching the Rupp Arena floor. Per NCAA regulations, stools shall not exceed nine inches in height.

GAMEDAY LIVE STATS

Live in-game stats will be provided at the web address <http://Kentucky.StatBroadcast.com>. A password is required. This is for media use only and the Stat Broadcast link and password should not be publicized.



Standing (L-R): Brennan Canada, Kahlil Whitney, EJ Montgomery, Nick Richards, Nate Sestina, Keion Brooks Jr., Dontaie Allen
Sitting (L-R): Riley Welch, Johnny Juzang, Ashton Hagans, Immanuel Quickley, Tyrese Maxey, Zan Payne

2019-20 SCHEDULE

OCTOBER

| | | |
|----|---------------------------------|--------|
| 11 | BIG BLUE MADNESS SECN | 7 p.m. |
| 18 | BLUE-WHITE GAME SECN | 7 p.m. |
| 27 | GEORGETOWN COLLEGE (EXH) SECN | 5 p.m. |

NOVEMBER

| | | |
|----|--|-----------|
| 1 | KENTUCKY STATE (EXH) SECN | 7 p.m. |
| 5 | vs. Michigan State ¹ ESPN | 9:30 p.m. |
| 8 | EASTERN KENTUCKY SECN | 7 p.m. |
| 12 | EVANSVILLE SECN | 7 p.m. |
| 18 | UTAH VALLEY ² ESPN2 | 7 p.m. |
| 22 | MOUNT ST. MARY'S ² SECN | 7 p.m. |
| 24 | LAMAR ² SECN | 6 p.m. |
| 29 | UAB ² SECN | 7 p.m. |

DECEMBER

| | | |
|----|-----------------------------------|-----------|
| 7 | FAIRLEIGH DICKINSON SECN | 4 p.m. |
| 14 | GEORGIA TECH ESPN | 5 p.m. |
| 18 | vs. Utah ³ ESPN2 | 11 p.m. |
| 21 | vs. Ohio State ⁴ CBS | 5:15 p.m. |
| 28 | LOUISVILLE CBS | 3:45 p.m. |

JANUARY

| | | |
|----|--------------------------------|-----------|
| 4 | MISSOURI SECN | 2 p.m. |
| 7 | at Georgia ESPN/ESPN2/ESPNU | 9 p.m. |
| 11 | ALABAMA ESPN/ESPN2/ESPNU | Noon |
| 15 | at South Carolina SECN | 6:30 p.m. |
| 18 | at Arkansas ESPN/ESPN2/ESPNU | 4 p.m. |

| | | |
|----|-----------------------------------|-----------|
| 21 | GEORGIA ESPN/ESPN2/ESPNU/SECN | 7 p.m. |
| 25 | at Texas Tech ⁵ ESPN | 6 p.m. |
| 29 | VANDERBILT SECN | 6:30 p.m. |

FEBRUARY

| | | |
|----|---------------------------------------|-----------|
| 1 | at Auburn ESPN/ESPN2/ESPNU | 6/8 p.m. |
| 4 | MISSISSIPPI ST. ESPN/ESPN2/ESPNU | 9 p.m. |
| 8 | at Tennessee CBS | 1 p.m. |
| 11 | at Vanderbilt ESPN/ESPN2/ESPNU/SECN | 7 p.m. |
| 15 | OLE MISS ESPN/ESPN2/ESPNU | 2 p.m. |
| 18 | at LSU ESPN/ESPN2/ESPNU | 9 p.m. |
| 22 | FLORIDA ESPN/ESPN2/ESPNU | 6/8 p.m. |
| 25 | at Texas A&M ESPN/ESPN2/ESPNU | 7 p.m. |
| 29 | AUBURN CBS | 3:45 p.m. |

MARCH

| | | |
|-------|---|--------|
| 3 | TENNESSEE ESPN/ESPN2/ESPNU | 9 p.m. |
| -7 | at Florida CBS | 1 p.m. |
| 11-15 | SEC Tournament ⁶ ESPN/SECN | |

- 1-Champions Classic (Madison Square Garden/New York)
- 2-BBN Showcase (Rupp Arena/Lexington, Ky.)
- 3-T-Mobile Arena (Las Vegas)
- 4-CBS Sports Classic (T-Mobile Arena/Las Vegas)
- 5-Big 12/SEC Challenge (United Supermarkets Arena/Lubbock, Texas)
- 6-SEC Tournament (Bridgestone Arena/Nashville)

Home Games in BOLD | All Times Eastern