



VS.



SATURDAY, OCT. 19 • 6 PM ET • ESPN
ATHENS, GA. • SANFORD STADIUM (92,746)

KENTUCKY TO STEP BETWEEN THE HEDGES AT GEORGIA

Kentucky will head to Georgia this week riding the emotional high of a thrilling victory over Arkansas at Kroger Field last Saturday night. The game is set for a 6 p.m. ET kickoff and will air on ESPN.

Junior athlete Lynn Bowden Jr. turned in a virtuoso performance against the Razorbacks in his first career start at quarterback, scooting his way to 196 rushing yards and two touchdowns, as well as 78 passing yards and his first career passing touchdown. The rushing total is the second-most for a quarterback in UK history and came at a time the Cats needed it most. UK churned out 330 total rushing yards in ending a three-game losing streak.

The defense held up its end of the bargain too, rebounding from a 74-yard scoring run on the second play of the game to hold Arkansas to 231 total yards the rest of the night. The unit stopped a potential game-winning drive in the closing minutes.

Georgia is coming off its first defeat of the season, a double overtime upset at the hands of South Carolina.

KENTUCKY WILDCATS
(3-3, 1-3 SEC)

8/31	TOLEDO [SECN]	W, 38-24
9/7	E. MICHIGAN [SECNA]	W, 38-17
9/14	#9/8 FLORIDA* [ESPN]	L, 21-29
9/21	at Mississippi State* [SECN]	L, 13-28
9/28	at South Carolina* [SECN]	L, 7-24
10/12	ARKANSAS* [SECN]	W, 24-20
10/19	#10/10 at Georgia* [ESPN]	6 p.m.
10/26	MISSOURI* [SECN]	7:30 p.m.
11/9	TENNESSEE*	TBA
11/16	at Vanderbilt*	TBA
11/23	TENNESSEE MARTIN	TBA
11/30	LOUISVILLE	TBA

All times ET; *SEC game; Home games in bold

#10/10 GEORGIA BULLDOGS
(5-1, 2-1 SEC)

8/31	at Vanderbilt*	W, 30-6
9/7	MURRAY STATE	W, 63-17
9/14	ARKANSAS STATE	W, 55-0
9/21	NOTRE DAME	W, 23-17
10/5	at Tennessee*	W, 43-14
10/12	SOUTH CAROLINA*	L, 17-20 (2OT)
10/19	KENTUCKY*	6 p.m.
11/2	vs. Florida*^	TBA
11/9	MISSOURI*	TBA
11/16	at Auburn*	TBA
11/23	TEXAS A&M*	TBA
11/30	at Georgia Tech	TBA

All times ET; *SEC game; ^Jacksonville, Fla.; Home games in bold

GAME CENTER - #BRINGIT

Record:	KENTUCKY WILDCATS 3-3 (1-3 SEC)
Ranking:	AP - NR; Coaches - NR
Coach:	Mark Stoops (Iowa, '89)
Record:	39-42 (7th season)
at UK:	same
vs. UGA:	0-6
Last Game:	W, 24-20, vs. Arkansas (10/12/19)
Series:	Georgia leads 58-12-2

Record:	GEORGIA BULLDOGS 5-1 (2-1 SEC)
Ranking:	AP - 10; Coaches - 10
Coach:	Kirby Smart (Georgia, '98)
Record:	37-11 (4th season)
at UGA:	same
vs. UK:	3-0
Last Game:	17-20 (2OT) , vs. S. Carolina (10/12/19)

Last Meeting: UGA won, 34-17, in Lexington on 11/3/18

QUICK NOTES

- Kentucky is 3-3 on the season and 1-3 in SEC play, including a 24-20 comeback win over Arkansas last Saturday night at Kroger Field.
- The rally from a 13-point deficit was tied for the eighth-largest comeback in school history, and the fourth time in coach Mark Stoops' tenure the Cats have won after erasing a 13-point or larger deficit.
- Junior athlete and midseason All-American, Lynn Bowden Jr., was sensational in UK's win over Arkansas, shifting over to play quarterback due to injuries and then delivering a virtuoso performance with 196 rushing yards and two touchdowns to go along with 78 passing yards and his first career passing touchdown.
- Bowden earned the Manning Award Quarterback of the Week for his play vs. Arkansas.
- Bowden ranks fifth in the FBS and first in the SEC in all-purpose yards (896).
- Bowden ranks sixth nationally and leads the SEC in all-purpose yards per game (149.3).
- Bowden is tied for fifth in the FBS and first in the SEC in carries/receptions of at least 20 yards this season (12).
- Bowden leads the SEC and is 25th nationally in kick return average at 25.0 yards per return.
- Bowden's 196 rushing yards vs. Arkansas are the second-most for a quarterback in UK history.
- Bowden reached 1,000 career receiving yards in the season opener and 100 career receptions vs. Florida. He had 210 all-purpose yards vs. Mississippi State.
- Bowden is the second player in school history to have at least 125 receiving yards in two SEC road games in a career (Larry Seiple).
- FBS players since 2000 to have at least 20 rushing attempts, 10 passing attempts, and a punt return in the same game: Antwaan Randle El, Julian Edelman, Lynn Bowden, Jr.
- Bowden is just the second FBS player since 2000 to have at least six rushing attempts, three receptions, three kickoff returns, and two passing completions in a single game (Kalen Ballage, Arizona State vs. Oregon, Oct. 29, 2016).
- Junior punter Max Duffy is leading the FBS in punting at 50.4 yards per kick. He was named the Ray Guy Award Punter of the Week for his performance at South Carolina on Sept. 28. He was named a midseason All-American by the AP, ESPN and Sporting News.
- Duffy now is the school's all-time leading punter at 46.48 yards per kick.

ABOUT THE GAME

TV • ESPN

Play-by-Play	Jason Benetti
Analyst	Rod Gilmore
Sideline	Quint Kessenich

RADIO • UK SPORTS NETWORK

Play-by-Play	Tom Leach
Analyst	Jeff Piecoro
Sideline	Dick Gabriel

SATELLITE RADIO

Channel 387 - XM

INTERNET RADIO • www.UKathletics.com

Live Audio - free; Live Stats

TICKETS • UKathletics.com

HASHTAG • #BRINGIT



SEC STANDINGS

EASTERN DIVISION

Team	SEC	Pct.	All	Pct.
Missouri	2-0	1.000	5-1	.833
Florida	3-1	.750	6-1	.857
Georgia	2-1	.667	5-1	.833
South Carolina	2-2	.500	3-3	.500
Tennessee	1-2	.333	2-4	.333
KENTUCKY	1-3	.250	3-3	.500
Vanderbilt	0-3	.000	1-5	.167

WESTERN DIVISION

Team	SEC	Pct.	All	Pct.
Alabama	3-0	1.000	6-0	1.000
LSU	2-0	1.000	6-0	1.000
Auburn	2-1	.667	5-1	.833
Ole Miss	2-2	.500	3-4	.429
Miss. State	1-2	.333	3-3	.500
Texas A&M	1-2	.333	3-3	.500
Arkansas	0-3	.000	2-4	.333

WEEK EIGHT IN SEC

October 19

KENTUCKY AT GEORGIA
6 P.M.; ESPN

Florida at South Carolina
Noon; ESPN

Auburn at Arkansas
Noon; SEC Network

LSU at Mississippi State
3:30 p.m.; CBS

Missouri at Vanderbilt
4 p.m.; SEC Network

Texas A&M at Ole Miss
7:30 p.m.; SEC Network

Tennessee at Alabama
9 p.m.; ESPN

All times ET

- WR Ahmad Wagner ranks 20th nationally in yards per catch at 20.67 per reception.
- Since 2016, UK is 12-5 in games decided by seven points or less.
- The Cats now are 13-6 over their past 19 games.
- This is coach Mark Stoops' seventh season in Lexington and the Wildcats have either matched or exceeded the previous season's win total in each of the past six seasons, making them the only program in FBS to accomplish that feat.
- Stoops now has 39 wins during his tenure, tied with Rich Brooks for the fifth-most in school history. Stoops also has 29 wins at Kroger Field, tied for the second-most home wins.
- UK has allowed 24 points or less in 17 of its last 20 games. That is the best such stretch since October 14, 1978 to Sept. 6, 1980. UK allowed 24 points or less in 18 of 19 games in that stretch.
- Kentucky has allowed 34 points or less in 20 consecutive games, the longest such streak since a 20-game streak that includes all 11 games of the 1981 season and the first nine games of the 1982 season. It is tied for the second-longest active such streak in FBS.
- UK has gone 83 consecutive games without being shut out, the second-longest such streak in school history. The longest was 87 games from Sept. 13, 1986 to Nov. 13, 1993. The current streak began on Nov. 10, 2012.
- The UK offense already has delivered four scoring drives of at least 90 yards this season. UK has already matched the team total of four 90+ yard scoring drives from last season.
- UK has made 129 consecutive extra points, the seventh-longest active streak in the nation.
- UK is now 9-5 in its last 14 SEC home games, best since a 9-5 stretch from 1953-57.
- Stoops' "recruit and develop" mentality culminated in 2018 with a 10-3 record, UK's best season in 41 years and only the third 10-win season in school history.
- UK's 5-3 SEC record also was the team's first winning league mark since 1977. The Cats finished second in the SEC Eastern Division.
- What production returned for the 2019 season? Forty-one letterwinners are back, including 10 starters: Logan Stenberg (LG), Drake Jackson (C), Lynn Bowden Jr. (WR), Terry Wilson (QB), Calvin Taylor Jr. (DE), Quinton Bohanna (NG), Jamar "Boogie Watson (SLB), Kash Daniel (MLB), Blake Best (SNAP) and Max Duffy (P). The Cats also welcomed the return of junior offensive tackle Landon Young who missed the 2018 season with a knee injury and sophomore defensive end Joshua Paschal who has been battling melanoma and only saw limited action in the final three games last season. Young played in all 13 games as a sophomore, starting in six at left tackle.
- UK's five 2019 NFL draft picks (Allen, Lonnie Johnson Jr., Mike Edwards, Snell, George Asafo-Adjei) were the most since eight players (James Ramsey, Jim Kovach, Kelly Kirchbaum, Rod Stewart, Bob Winkel, Robert Hawkins, Dan Fowler and David Stephens) were chosen in 1979.

SCOUTING GEORGIA

- Georgia is 5-1 on the season, including a 2-1 start in league play.
- The Bulldogs are coming off their first loss of the season, a 20-17 double-overtime loss at home to South Carolina last weekend.
- UK and Georgia have played one common opponent thus far: South Carolina. The Cats lost 24-7 in Columbia on Sept. 28 and the Gamecocks followed it up with an upset win in Athens.
- Kirby Smart is in his fourth season with the Bulldogs and owns a 37-11 record during his tenure. The Bulldogs have played in the College Football Playoff twice.
- The Bulldogs scored a big win earlier this season when they knocked off Notre Dame in a thriller.
- Georgia ranks 10th nationally in total offense and 12th nationally in total defense as one of the most balanced teams in the country.
- Quarterback Jake Fromm has been incredibly efficient, completing 70 percent of his passes with nine touchdowns and just three interceptions. He is 28-6 as a starter at UGA.
- The Bulldogs' receiving corps is a balanced group with eight players having caught at least nine passes and none with more than 19.
- Georgia has 29 players who have recorded a tackle for loss this season and 11 who have gotten to the quarterback for a sack.

SERIES VS. GEORGIA

- Georgia leads the all-time series 58-12-2.
- The Bulldogs own a 29-4-2 edge in Athens.
- Georgia has won nine straight meetings dating to 2010. The Cats won 34-27 in Athens in 2009.
- The scoring margin during the current nine-game UGA winning streak in the series is 19.3.
- The winner has scored at least 27 points in seven straight games 10 of the past 11.
- UK is 3-25 all-time in games played against a ranked Georgia squad with the last win coming in 1988.



WEEK EIGHT POLLS

AP TOP 25

- 1 Alabama
- 2 LSU
- 3 Clemson
- 4 Ohio State
- 5 Oklahoma
- 6 Wisconsin
- 7 Penn State
- 8 Notre Dame
- 9 **Florida**
- 10 **Georgia**
- 11 Auburn
- 12 Oregon
- 13 Utah
- 14 Boise State
- 15 Texas
- 16 Michigan
- 17 Arizona State
- 18 Baylor
- 19 SMU
- 20 Minnesota
- 21 Cincinnati
- 22 **Missouri**
- 23 Iowa
- 24 Appalachian State
- 25 Washington

2019 UK Opponents Receiving Votes: South Carolina

COACHES TOP 25

- 1 Alabama
- 2 Clemson
- 3 LSU
- 4 Ohio State
- 5 Oklahoma
- 6 Wisconsin
- 7 Penn State
- 8 Notre Dame
- 9 **Florida**
- 10 **Georgia**
- 11 Auburn
- 12 Oregon
- 13 Boise State
- 14 Utah
- 15 Texas
- 16 Michigan
- 17 Arizona State
- 18 Baylor
- 19 SMU
- 20 Minnesota
- 21 Cincinnati
- 22 Iowa
- 23 Washington
- 24 Appalachian State
- 25 Temple

2019 UK Opponents Receiving Votes: South Carolina

COMPARISON STATS

KENTUCKY	GEORGIA
3-3	Record 5-1
1-3	Conference Record 2-1
23.5	Scoring/game 38.5
384.3	Total Offense/game 504.8
192.3	Rushing/game 237.2
192.0	Passing/game 267.7
22.6	Kickoff Returns (avg.) 16.3
10.8	Punt Returns (avg.) 14.3
50.4	Punting (avg) 45.9
31:29	Time of Possession 33:40
37.0	Third-Down Conv. (pct) 46.3
50.0	Fourth-Down Conv. (pct) 25.0
23.7	Points Allowed/game 12.3
380.7	Total Defense/game 281.7
173.2	Rushing Defense/game 73.3
207.5	Passing Defense/game 208.3

- The two teams played nine times from 1939-49, and after a six-year lull, have played annually since 1956. The Wildcats won that initial game 13-6.
- Biggest UK win: 33 (33-0) in 1977 in Athens
- Biggest Georgia win: 45 (62-17) in 2004 in Lexington
- Games decided by 7 points or less: Georgia leads 17-8-2
- Last season's meeting determined the SEC East winner, with the No. 6 Bulldogs defeating the No. 11 Cats 34-17 in Lexington.
- The Bulldogs out-rushed the Cats 331 to 84 in the game, controlling the clock and the line of scrimmage behind a powerful running game.
- UK athlete Lynn Bowden Jr. caught six passes for 52 yards in that game, while running back A.J. Rose caught four passes for 59 yards, including a 31-yard touchdown from Terry Wilson.

KENTUCKY-GEORGIA CONNECTIONS

- Kentucky has 14 players from the state of Georgia on its roster, the fourth-most from any state behind Ohio and Kentucky (23) and Florida (18).
- The 14 players include LB Marquez Bemby (Stone Mountain), LS Blake Best Duluth), DL T.J. Carter (Mableton), S Yusuf Corker (McDonough), LB Jamin Davis (Ludowici), DB Taj Dodson (Union Grove), CB Jordan Griffin (Riverdale), DE Shawn Lawson (Jonesboro), DL Qua Mahone (Jordan City), LB K.D. McDaniel (Tifton), S Quandre Mosley (Brunswick), RB Christopher Rodriguez Jr. (McDonough), DE Calvin Taylor Jr. (Augusta) and LB Tra Wilkins (Lithonia).
- Georgia does not have a player on its roster from Kentucky.
- UK head coach Mark Stoops and offensive coordinator Eddie Gran and Georgia co-offensive coordinator/quarterbacks coach James Coley all know each other quite well from their time at Florida State. Coley and Gran worked hand-in-hand on the Seminoles' offense as Stoops ran the defense.

A UK WIN WOULD...

- End a nine-game losing streak to Georgia dating to 2010.
- Be UK's first victory in Athens since 2009, a 34-27 triumph, and fifth win in 36 trips there overall.
- Be UK's fourth-ever win over a ranked Georgia team.
- Give UK its first win over a ranked Georgia team since 1988 when UK upset 11th-ranked Georgia, 16-10 in Lexington on Oct. 22.
- Give UK its first-ever win over a ranked Georgia team in Athens.
- Give UK its first win over a top-10 team since defeating No. 10 South Carolina in 2010, 31-28, in Lexington.
- Give UK its first win over a top-10 team on the road since upsetting No. 4 Penn State in 1977.
- Give UK its first win over a ranked SEC team on the road since 1998 vs. No. 21 LSU, 39-36, in Baton Rouge.
- Give UK its first win over a top-10 SEC team on the road since 19664 when the Cats upset top-ranked Ole Miss in Oxford, 27-21.
- Give coach Mark Stoops 40 career victories at UK, moving him within one of Jerry Claiborne (1982-89) and Blanton Collier (1954-61) for third on the school's all-time list.
- Even UK's record in October games under Stoops to 12-11.

KENTUCKY IN THE POLLS

DATE	AP	COACHES	BCS
Preseason	-	RV	-
Week 2	-	RV	-
Week 3	RV	RV	-
Week 4	-	RV	-
Week 5	-	-	-
Week 6	-	-	-
Week 7	-	-	-
Week 8	-	-	-
Week 9			
Week 10			
Week 11			
Week 12			
Week 13			
Week 14			
Week 15			





KENTUCKY BY THE NUMBERS

Table with 3 columns: Category, 2019, Stoops. Rows include Record, SEC, TV Games, Opponent leads, etc.

MILESTONES TO WATCH

- Junior WR Lynn Bowden Jr. has 114 career receptions and is the 17th Wildcat player to catch at least 100 passes in his career. He ranks 13th on the school's all-time list and needs 17 more to break into UK's top 10 list and tie Rafael Little at No. 10 with 131 (2004-07).

CATS VS. THE RANKED

- Kentucky has played 250 ranked teams in the Associated Press Poll in its history. The Cats are 44-201-5 in those games.

BOW DOWN TO BOWDEN

- Junior athlete Lynn Bowden Jr. took his explosive playmaking and versatility to another level in the Cats' 24-20 win over Arkansas on Oct. 12, shifting over to make his first start at quarterback due to injuries to Terry Wilson and Sawyer Smith.



TRACKING KENTUCKY'S OPPONENTS

Opponent	UK vs. Opp	Opp. Record	Last Game	Next Game
vs. Toledo	Aug. 31	4-2	L, 7-20, at Bowling Green	at Ball State - Oct. 19
vs. Eastern Michigan	Sept. 7	3-3	L, 23-29, vs. Ball State	vs. Western Michigan - Oct. 19
vs. Florida	Sept. 14	6-1	L, 28-42, at LSU	at South Carolina - Oct. 19
at Mississippi State	Sept. 21	3-3	L, 10-20, at Tennessee	vs. LSU - Oct. 19
at South Carolina	Sept. 28	3-3	W, 20-17 (2OT), at Georgia	vs. Florida - Oct. 19
vs. Arkansas	Oct. 12	2-4	L, 20-24, at Kentucky	vs. Auburn - Oct. 19
AT GEORGIA	OCT. 19	5-1	L, 17-20 (2OT), vs. SOUTH CAROLINA	vs. KENTUCKY - OCT. 19
vs. Missouri	Oct. 26	5-1	W, 38-27, vs. Ole Miss	at Vanderbilt - Oct. 19
vs. Tennessee	Nov. 9	2-4	W, 20-10, vs. Mississippi State	at Alabama - Oct. 19
at Vanderbilt	Nov. 16	1-5	L, 10-34, vs. UNLV	vs. Missouri - Oct. 19
vs. Tennessee Martin	Nov. 23	4-2	W, 55-14, at Tennessee Tech	vs. Eastern Illinois - Oct. 19
vs. Louisville	Nov. 30	4-2	W, 62-59, at Wake Forest	vs. Clemson - Oct. 19

DOMINANT DUFFY

- UK punter Max Duffy continues to be an absolute weapon for the Cats, dominating the field position game with his booming and accurate leg. The Australian punter and Ray Guy Award candidate has the UK career record, averaging 46.5 on 86 kicks.
- Duffy was named the Ray Guy Award Punter of the Week for week five after setting two school records in the Sept. 28 game against South Carolina: He broke his own single-game school record (min. 8 punts), averaging 51.1 yards on nine kicks...For the game, had four punts inside the 20 with no touchbacks and his net average was 51.3 yards per punt...Created a turnover as he had one punt that hit a South Carolina player and was recovered by the Wildcats...All five punts that originated from at least the UK 27-yard line ended up inside the Gamecock 20 ... During that game he also became UK's career punting average leader.
- For the season, he is averaging a nation-high 50.4 yards per punt with a team net of 47.69 yards, also tops in the nation.

BOWDEN, DUFFY NAMED MIDSEASON ALL-AMERICANS

Kentucky juniors Lynn Bowden Jr. and Max Duffy have been named midseason All-Americans by The Associated Press and ESPN. On the AP team, Bowden was named to the first team as an all-purpose player, while Duffy earned second-team honors as a punter. Duffy was also named a midseason All-American by Sporting News.

- Bowden currently leads the SEC and ranks sixth nationally in all-purpose yards, averaging 149.33 per game.
- Earned several honors this week after his thrilling performance vs. Arkansas on Saturday, including All-SEC Co-Offensive Player of the Week, Paul Hornung Honor Roll and a Manning Award "Star of the Week"
- Accounted for 274 yards of total offense and all three touchdowns in his first collegiate start as a quarterback ... Connected on 7 of 11 passes for 78 yards and his first career scoring pass, and also rushed a career-high 24 times for 196 yards and two touchdowns, including the game-winning 24-yard touchdown scamper in the fourth quarter
- His 196 rushing yards were the most for a Wildcat against an SEC foe in 14 years. It was the second-most rushing yards for a Kentucky quarterback in school history.
- Bowden is UK's leading receiver with 30 catches for 348 yards and one TD this season
- Currently ranks 13th on UK's career receptions list and is 18th on the career receiving yards list with 1,303 yards
- Leads the team in kick returns with eight for 200 yards (25.0) and punt returns with four for 53 yards (13.2)
- Duffy leads the nation in punting at the midway point of the season with a 50.4-yard average per kick
- Has been consistently dominant and earned Ray Guy Award Punter of the Week for week five vs. South Carolina when he broke his own single-game record (min. eight punts) by averaging 51.1 yards on nine kicks
- Is Kentucky's career punting average leader
- Currently averaging 46.5 yards on 86 career punts

LAST SATURDAY

- Kentucky scored a thrilling 24-20 victory over Arkansas at Kroger Field, delivering a feel-good win on a night where the program honored the late Jared Lorenzen.

100-YARD RUSHERS

Player	2019	Career	'19 Opponent
A.J. Rose	1	3	Miss. State
Lynn Bowden Jr.	1	1	Arkansas
Terry Wilson		1	

100-YARD RECEIVERS

Player	2019	Career	'19 Opponent
Lynn Bowden Jr.	1	2	Miss. State

INTERCEPTIONS

Player	2019	Career
Tyrell Ajian	1	2
Jordan Griffin	1	2
Kash Daniel	1	1
Quandre Mosley	1	1
DeAndre Square	1	1
Jamin Davis		1

TRACKING SACK LEADERS

Player	2019	Career
Boogie Watson	3.5	10.5
Calvin Taylor Jr.	3.0	6.0
DeAndre Square	1.5	2.5
T.J. Carter	1.0	5.0
Josh Paschal	1.0	4.5
Quinton Bohanna	1.0	2.5
Brandin Echols	1.0	1.0
Jordan Griffin	1.0	1.0
Kordell Looney	1.0	1.0
Jordan Wright	1.0	1.0
Phil Hoskins		3.0
Chris Oats		2.0
Kash Daniel		1.0
Marquan McCall		1.0

DOUBLE-FIGURE TACKLERS

Player	2019	Career
Kash Daniel	1	4
Brandin Echols	1	1
DeAndre Square	1	1



2019 INJURY REPORT

WR Isaiah Epps - Out indefinitely - left foot fracture

DT Phil Hoskins - Out indefinitely - right knee

S Davonte Robinson - Out for the season - right quadriceps injury

QB Nik Scalzo - Out for the season - torn ACL in right knee

QB Terry Wilson - Out for the season - torn patellar tendon in left knee

STAT SUPERLATIVES

Most Games Played (min. 30): Blake Best (45), Kash Daniel (45), Logan Stenberg (44), T.J. Carter (43), Jordan Griffin (38), Justin Rigg (34), Calvin Taylor Jr. (33), Lynn Bowden Jr. (32), Grant McKinniss (32), Boogie Watson (31), Mason Wolfe (31), Quinton Bohanna (30), Kordell Looney (30)

Most Games Started (min. 20): Logan Stenberg (32), Drake Jackson (26)

Consecutive Games Started (min. 12): Logan Stenberg (32), Drake Jackson (26), Max Duffy (19)

Consecutive Games with a Tackle (min. 12): Kash Daniel (19), DeAndre Square (15)

Consecutive Games with a Reception (min. 5): Josh Ali (6)

#LAFAMILIA

Kentucky football has several set of sons playing for fathers who were former Wildcats or who are currently working for UK Football:

- Senior OLB Elijah Barnett is the son of former Wildcat, Oliver Barnett (1986-89).
Redshirt-freshman TE Brendan Bates is the grandson of former UK basketball player Gene Neff (1951-52).
Sophomore WR Zac Berezowitz is the son of UK Football's chief of staff Dan Berezowitz. Identical twins Brayden and Bryan serve as a graduate assistant and student assistant in the football office, respectively.
Sophomore center Tyler Couch is the son former Cat, the late Joey Couch (1988-91).
Freshman DB Moses Douglass is the son of former Wildcat Maurice Douglass (1984-85).
Sophomore WR Darren Edmond is the son of UK Football's director of performance Corey Edmond.
Senior TE Drew Schlegel is the son of former Wildcat Mike Schlegel (1992-95).
We have brothers, too. Walk-on defensive ends Richard and Alex Brascom of Louisville, Ky., are fraternal twins.

- The Cats rallied from a 13-0 deficit that saw Arkansas take a 7-0 lead two plays into the game after a 74-yard scoring run.
After the 74-yard run the UK defense buckled down and allowed just 231 total yards the rest of the game.
The win is the 39th for head coach Mark Stoops and his 29th at Kroger Field.
UK outscored the Razorbacks 17-7 in the second half.
UK rallied to win after trailing 13-0. It was the 10th time under Stoops that UK has rallied from at least 10 points behind to win, most of any head coach in school history.
UK has rallied from 13 down to defeat Arkansas three times, more than any opponent in school history. UK also rallied from 13 behind to defeat the Razorbacks in 2007 and 2008.
UK rushed for 330 yards tonight, most in an SEC home game since 2010 vs. Vanderbilt (341 yards).
Since 1985, UK is 34-0 in home games when rushing for at least 250 yards.
Sophomore wide receiver Clevan Thomas made his first collegiate start. He caught two passes for 10 yards and his first collegiate touchdown.
Sophomore safety Yusuf Corker tied his career high for tackles for the second consecutive game with nine stops. He also had a pass breakup and quarterback hurry.
Junior linebacker Boogie Watson had two tackles, including a quarterback sack. He leads the team with 3.5 sacks this season and has 10.5 for his career.
Senior defensive tackle Calvin Taylor Jr. came up big on the final possession of the game. He had a quarterback sack on third down, then tipped Arkansas' fourth-down pass on the Razorbacks' final offensive play. Taylor had two PBU during the game.
Junior kicker Matt Ruffolo hit a career-long 50-yard field goal.

PASCHAL BATTLED CANCER, RETURNS TO THE FIELD; MAYO CLINIC COMEBACK PLAYER OF THE YEAR AND CAPITAL ONE ORANGE BOWL-FWAA COURAGE AWARD NOMINEE

- In July of 2018, defensive lineman Josh Paschal was diagnosed with malignant melanoma on the bottom of his right foot. He underwent three surgeries, and followed that by ongoing monthly immunotherapy treatments. His final treatment was Aug. 7, 2019.
In an extremely emotional moment for everyone associated with Kentucky football, Paschal returned to action against Middle Tennessee on Nov. 17, 2018. He started the game and saw occasional action throughout. In the second quarter, he made a tackle on a third down play that forced a punt. When his name was called as the tackler, the Kroger Field crowd gave him a roar of approval and rousing ovation.
Teammate Kash Daniel offered this unique perspective of what Paschal means to the Cats: "You ever like look at a living room and you look at one piece of furniture, like a carpet, and you're like, 'Wow, that really ties the room together.' That's what Josh does to this team, and Josh ties this team together. It's a funny way to put it, but seriously, that guy's the heartbeat of this team."

WILSON OUT FOR SEASON

- Junior quarterback Terry Wilson will miss the remainder of the 2019 season because of a torn patellar tendon in his left knee that will require surgery.
Wilson was injured late in the third quarter of UK's win over Eastern Michigan. In two games this season, Wilson completed 33 of 52 passes (63.5 percent) for 360 yards and two touchdowns. He also had 44 net rushing yards and a TD. In the 2018 season, he completed 67.2 percent of his passes for 1,889 yards and 11 touchdowns, also running for 547 net yards and four TDs.
The junior from Oklahoma City, Okla., started all 15 games since his arrival last season. He has led Kentucky to a 12-3 record, including UK's first winning Southeastern Conference mark since 1977 and a VRBO Citrus Bowl championship. He is one of the most historically significant quarterbacks in Kentucky annals. Official starting lineups are available since 1993, however it is likely that Wilson's 12-3 record in his first 15 starts is matched only by College Football Hall of Famer Vito "Babe" Parilli. As Kentucky's quarterback in 1949-51, Parilli likely led his Wildcats to a 12-3 record in his first 15 starts - a 9-3 record in 1949 and a 3-0 mark to begin the 1950 season.

PETERS GRANTED ELIGIBILITY

- Outside linebacker Xavier Peters was granted immediate eligibility for the 2019 season after transferring into the program this summer. He will have four seasons of eligibility remaining.
The 6-foot-4, 235-pounder from Middletown, Ohio redshirted the 2018 season while at Florida State, appearing in two games but preserving his season of eligibility under NCAA rules. He



recorded a solo tackle and pass breakup in a win over Wake Forest and also saw action against eventual national champion Clemson.

- Peters was a consensus four-star prospect in the class of 2018 and ranked as the No. 5 overall prospect in the talent-rich state of Ohio. He also was the No. 15 outside linebacker in the nation according to 247Sports and honored as an Under Armour All-American.

YOUNG NAMED TO ALLSTATE AFCA NATIONAL GOOD WORKS TEAM

- Junior offensive tackle has been selected to the 2019 Allstate AFCA (American Football Coaches Association) Good Works Team®, an annual award given to college football players for the impact they make off the field. His one of just 11 players from the FBS named to the team.
- His numerous community service projects include volunteering at a local nursing home, speaking to youth organizations, volunteering at Habitat for Humanity and traveling to Ethiopia for a one-week service trip to help the people of Addis Abab and Korah

OFFENSE

- “Balance” has been the hallmark of the Kentucky offense under Eddie Gran, UK assistant head coach for offense. The Wildcats have totaled more than 2,000 rushing yards and 2,000 passing yards in all three seasons that Gran has been here. Prior to Gran’s arrival, this had been accomplished in only two seasons total in school history.
- The Cats have averaged at least 25.5 points per game in all three seasons, only the third time in school history UK averaged at least 25.5 in three straight years.
- In the Gran era, UK has rushed for 7,738 yards, best three-year total since the 1970s, when Kentucky ran the ball almost exclusively.
- UK has had a 1,000-yard rusher in three straight seasons (Boom Williams, Benny Snell Jr.); prior to this, UK had never had 1,000-yard rushers in back-to-back seasons, let alone three straight seasons.
- Despite having starting quarterbacks who had never played in a major-college game in 2016 (Stephen Johnson) and 2018 (Terry Wilson), UK won 24 games over three seasons and went to three straight bowl games.
- Two wide receivers (Garrett Johnson and Dorian Baker) and one tight end (C.J. Conrad) became 1,000-yard career receivers during the last three seasons.
- UK has won 24 games in three seasons (2016-18), the most in school history since 1949-51.

Quarterbacks

- Junior Terry Wilson won the starting job at the start of the 2018 season and led the Wildcats to their first 10-win season since 1977. The 10 wins are the most for a first-year starting QB in school history.
- Troy transfer Sawyer Smith stepped in for Wilson at the start of the fourth quarter vs. Eastern Michigan and completed 5 of 9 passes for 76 and two touchdowns. In his first career start vs. Florida, Smith going 23-of-35 for 267 yards and two touchdowns.
- Smith played in all 13 games last season for Troy, starting the final seven games for coach Neal Brown, a former Kentucky wide receiver and offensive coordinator. Smith went 5-2 as the starter, completing 144-of-229 passes for 1,669 yards and 14 touchdowns. He also rushed for 191 yards and a score. The 6-foot-3, 219-pounder graduated from Troy in July 2019 with a degree in social science and is working on a master’s degree in sport leadership at UK.
- Sophomores and Kentucky natives Walker Wood (Lexington) and Kolbe Langhi (Hopkinsville) backup Smith, along with freshman signal caller Amani Gilmore (Amite, La.).
- Junior wide receiver Lynn Bowden Jr., who played quarterback in high school, made his first career start against Arkansas and delivered a brilliant performance that resulted in him winning SEC Player of the Week, Manning Quarterback Player of the Week and other national honors after rushing for 196 yards and two scores as part of his night.
- True freshman Nik Scalzo (Fort Lauderdale, Fla.) is out for the season after suffering a torn ACL in preseason camp.

Running Backs

- The biggest question mark entering the 2019 season was who would succeed UK’s all-time leading rusher and All-American Benny Snell Jr.? Before foregoing his senior season and declaring for the NFL Draft, Snell set just about every rushing record at UK, including becoming the first player in school history to rush for 1,000 yards or more in three straight seasons.
- Junior A.J. Rose has earned the starting nod and has rushed for 420 yards and two scores on 82 carries this season. He is averaging 5.1 yards per carry and 70.0 yards per game.

CATS SCRATCHES

SOPH • DT • ABULE ABADI-FITZGERALD

- Born in Yenagoa, Nigeria
- Moved to United States at age 12

r-FRESHMAN • TE • BRENDEN BATES

- Parents, Doug and Kelly, and brother, Doug, all played/play Division I-A sports
- Grandfather is former UK Basketball player Gene Neff

SENIOR • LB • ELIJAH BARNETT

- Dad, Oliver, played at UK from 1986 to 1989 and finished as the Cats’ all-time sacks leader, a record that stood until Nov. 17, 2018 when Josh Allen broke it

SENIOR • LB • KASH DANIEL

- Father, Scott, was a former professional bass fisherman
- Kash was a member of the 2019 UK Bass Fishing Team

FRESHMAN • DB • MOSES DOUGLASS

- Father, Maurice, was a defensive back at Kentucky from 1984-85 and went on to an 11-year career with the Chicago Bears and New York Giants

JUNIOR • P • MAX DUFFY

- Currently 26 years old, the oldest player on the team ... Turns 27 in April of 2020
- Second straight punter from Australia, following Matt Panton

r-FRESHMAN • OL • KENNETH HORSEY

- Had open-heart surgery in April of 2018
- Competed in martial arts for 14 years

JUNIOR • C • DRAKE JACKSON

- Family owns and operates a popular barbecue business in Kentucky

JUNIOR • RB • A.J. ROSE

- Earned an Eagle Scout, the highest achievement or rank attainable in the Boy Scouting program of the Boy Scouts of America
- Only four percent of Boy Scouts are granted this rank after a lengthy review process
- UK associate athletics director for marketing, Nathan Schwake, recently named his baby girl AJ (Amory Juliet) Rose Schwake after him

SENIOR • TE • DREW SCHLEGEL

- Dad, Mike, was a tackle and a team captain at Kentucky from 1992-95
- Aspires to be an alpaca farmer

r-JUNIOR • OT • LANDON YOUNG

- Runner-up in both shotput and discus at 2013 USATF National Junior Olympics Track and Field Championships
- Won the 2016 state wrestling title

IF THE TEAM HAD A BAND:

Singers: Kash Daniel, Darren Edmond, Xavier



CATS SCRATCHES CONTINUED

Peters, Ahmad Wagner
Dancers: Abule Abadi-Fitzgerald, Brenden Bates (excellent worm)
Tap dancer: Boogie Watson
Drummer: Cedric Dort Jr.
Piano: Darren Edmond
Trombone: Shawn Lawson
Beat creators: Davoan Hawkins, Qua Mahone, Jaylen Scott

HONORING THE CATS IN 2019

Quinton Bohanna:

* Fourth-Team Defense Preseason All-SEC (Athlon Sports)

Lynn Bowden Jr.:

* Midseason First-Team All-American (AP)
* Midseason All-American (ESPN, Sporting News)
* Manning Quarterback Player of the Week, Week Seven (10/17/19)
* SEC Offensive Player of the Week (10/14/19)
* Paul Hornung Award Honor Roll, Week Two (9/9/19)
* Paul Hornung Award Honor Roll, Week Seven (10/14/19)
* Manning Award "Star of the Week" (10/14/19)
* Second-Team Offense; Third-Team Specialist Preseason All-SEC (Athlon Sports, Media)
* Second-Team All-Purpose; Third-Team Offense, Specialist Preseason All-SEC (Coaches)

Kash Daniel:

* Third-Team Defense Preseason All-SEC (Athlon Sports, Media)

Max Duffy:

* Ray Guy Award Punter of the Week, Week 5
* Midseason Second-Team All-American (AP)
* Midseason All-American (ESPN, Sporting News)

Drake Jackson:

* First-Team Offense Preseason All-SEC (Athlon Sports)
* Third-Team Offense All-SEC (Coaches, Media)

DeAndre Square:

* National Defensive Team of the Week for the Toledo Game - (Pro Football Focus)

Logan Stenberg:

* Second-Team Preseason All-American (Sporting News)
* Second-Team Offense Preseason All-SEC (Athlon Sports, Coaches)
* Third-Team Offense All-SEC (Media)

Landon Young:

* SEC Offensive Lineman of the Week (9/9/19)
* 2019 Allstate AFCA Good Works Team
* Fourth-Team Offense Preseason All-SEC (Athlon Sports)



- Rose is tied for 22nd nationally and tied for second in the SEC in carries of at least 20 yards this season (six).
Rose (six) and Bowden (five) each have at least five carries of at least 20 yards so far this season. Kentucky is one of five FBS schools to have at least two players with at least five carries of at least 20 yards along with Oklahoma, Oklahoma State, Ole Miss and Toledo.
Also making names for themselves after redshirting last season are Christopher Rodriguez and Kavosiey Smoke. Smoke has proven to be a big-play threat with touchdown runs of 40 and 32 yards already this season. He's the first back in UK history to have scoring runs of at least 32 yards in each of the first two games of a season. In six games, Smoke has 57 rushes for 328 yards and a team-high three touchdowns.
Rodriguez had six carries for a career-high 65 yards and a score vs. South Carolina. For the season, he is averaging 9.0 yards per attempt.

Wide Receivers

- Wide receivers coach Michael Smith is in his second season with the Wildcats and is having to rely on a plethora of young talent as three of the top four wideouts from last season are gone.
UK's top target has been Lynn Bowden Jr., whose speed and elusiveness make him a breakaway threat anytime he has the ball. He is among the SEC leaders in receiving with 30 catches for 348 yards and one touchdown.
Last season, Bowden set the UK record for most pass receptions by a sophomore with 67 catches. He also led the team with 745 receiving yards, averaging 11.1 yards per catch.
Former Iowa basketball player Ahmad Wagner has proven to be a difficult cover (see note below) and is second on the team in catches and yards. He ranks among the nation's best in yards per catch.
UK is currently missing the services of junior Isaiah Epps, who has been out since the summer with a foot fracture.

AHMAD FLAG-NER

- Kentucky's secret weapon on offense might just be the presence of senior Ahmad Wagner, a.k.a. "Ahmad Flag-ner" (h/t Curtis Burch). Wagner, a 6-foot-5, 238-pound receiver, is in his final year of eligibility after transferring from Iowa where he played three seasons on the basketball team.
Wagner now has been targeted 35 times in his career, with 12 catches for 248 yards and 11 pass interference penalties drawn (one catch and PI occurred on the same play).
It's interesting to note that, of his 22 possessions that had a completion or pass interference, 15 of them eventually scored a touchdown or field goal.

Table with 5 columns: Year, Passes Thrown To, Reception, Pass Interference, Incomplete. Totals: 35, 12, 11*, 13

Tight Ends

- Justin Rigg and Keaton Upshaw have had the unenviable task of replacing four-year starter C.J. Conrad. The duo has given UK size and speed at the position and combined for 15 receptions for 177 yards through the first six games.



2019 TEAM CAPTAINS

Five players were voted team captains by their peers on Friday, Aug. 30. They are Lynn Bowden Jr., Kash Daniel, Josh Paschal, Logan Stenberg and Terry Wilson. The four game captains for each game will be decided on a week-by-week basis. They are listed below.

Toledo	Lynn Bowden Jr., Kash Daniel, Logan Stenberg, Terry Wilson
Eastern Michigan	Lynn Bowden Jr., Kash Daniel, Josh Paschal, Terry Wilson
Florida	Lynn Bowden Jr., Kash Daniel, Logan Stenberg, Terry Wilson
Miss. State	Lynn Bowden Jr., Josh Paschal, Logan Stenberg, Calvin Taylor Jr.
South Carolina	Lynn Bowden Jr., Kash Daniel, Josh Paschal, Logan Stenberg
Arkansas	Lynn Bowden Jr., Kash Daniel, Josh Paschal, Logan Stenberg
Georgia	TBD
Missouri	TBD
Tennessee	TBD
Vanderbilt	TBD
Tennessee Martin	TBD
Louisville	TBD

- Upshaw sat out last season due to a season-ending knee injury has been impressive with six catches for 70 yards and a touchdown catch vs. the Gators. Rigg has seven catches for 64 yards.
- Senior Drew Schlegel and redshirt freshman Brenden Bates also see action, primarily in blocking situations.

Offensive Line

- Offensive line coach John Schlarman can be described in one word - tough. The 2018 Capital One Orange Bowl-FWAA Courage Award nominee was diagnosed with cholangiocarcinoma in July of 2018. Despite his health issues, he has coached through countless chemotherapy treatments and has not missed a practice or a game.
- Schlarman was a four-year starter with the Wildcats from 1994-97. He is in his seventh season at UK.
- The O-line boasts three returning starters in center Drake Jackson, left guard Logan Stenberg and left tackle Landon Young who helped Benny Snell Jr., become the first player in school history with 1,000 rushing yards in three consecutive seasons.
- Young is in his second season as a starter. He sat out the entire 2018 season with a knee injury. His backup is sophomore Naasir Watkins who saw significant action last season.
- The graduation of George Asafo-Adjei, selected in the seventh round of the NFL Draft by the N.Y. Giants, freed up the right tackle spot. Sophomores Darian Kinnard and Naasir Watkins, who both saw significant action last season, are stepping in nicely at that position.
- At left guard, three-year starter Logan Stenberg deciding to come back for his senior season was a big boost. He's a preseason second-team All-American by *Sporting News* and provides leadership and experience on the line. He's backed up by redshirt freshman Kenneth Horsey. An interesting note about Horsey - he had open-heart surgery in April of 2018.
- Replacing 2018 First Team All-American and All-SEC performer Bunchy Stallings at right guard is junior Luke Fortner, who started every game at that spot. Junior Luke Fortner has started in all four games at that spot, while senior Mason Wolfe is the backup.
- The center spot is locked up by junior Drake Jackson who has a current streak of 26 consecutive starts under his belt. Redshirt freshman Quintin Wilson is an additional option as well.

SPECIAL TEAMS

- Special teams coordinator Dean Hood brings a wealth of knowledge to the program as he is in his 32nd year of college coaching.
- Looking to replace the production of 2018 senior kicker Miles Butler, is redshirt freshman Chance Poore and junior Matt Ruffolo. Poore is 3-of-7 this season with a long of 46 and 14-of-14 extra points. Ruffolo hit his first career field goal at Mississippi State before drilling a career-long 50-yarder in the win over Arkansas.
- Australian transplant Max Duffy once again handles the punting duties. Duffy currently leads the nation in punting with a 50.4 average and eight 50-plus-yard punts. The 26-year-old arrived in the United States as an early enrollee in January of 2018. See more notes on Duffy below.
- Senior Grant McKinniss handles the kickoff duties and has 20 touchbacks so far this season.
- Senior Blake Best is the snapper for punts, field goals and PATs. He has handled FG/PATs the last three seasons and has added punt snaps this year.
- Lynn Bowden Jr. has handled punt and kickoff returns this season. He is averaging 13.2 yards

ON THE WATCH LISTS

Quinton Bohanna:
* Outland Trophy

Lynn Bowden Jr.:
* Hornung Award
* Biletnikoff Award

Jared Casey:
• FWAA 2019 Freshman All-American Team and Shaun Alexander Freshman of the Year

Kash Daniel:
* Reese's Senior Bowl

Max Duffy:
* Ray Guy Award

Jordan Griffin:
* Reese's Senior Bowl

Drake Jackson:
* Rimington Trophy

Josh Paschal:
* Mayo Clinic Comeback Player of the Year
* Capital One Orange Bowl-FWAA Courage Award

Logan Stenberg:
* Outland Trophy
* Reese's Senior Bowl

Calvin Taylor Jr.:
* Reese's Senior Bowl

Landon Young:
* Wuerffel Trophy

Mason Wolfe:
* Reese's Senior Bowl

WHERE ARE THE COACHES?

SIDELINE

- Mark Stoops**, Head Coach
- Eddie Gran**, HC Offense/RBs
- Vince Marrow**, Tight Ends
- John Schlarman**, Offensive Line
- Michael Smith**, Wide Receivers
- Steve Clinkscale**, Defensive Backs
- Derrick LeBlanc**, Defensive Line
- Brad White**, Defensive Coordinator, OLBs

PRESS BOX

- Darin Hinshaw**, Co-OC/Quarterbacks
- Dean Hood**, Safeties, Special Teams
- Jon Sumrall**, Inside Linebackers





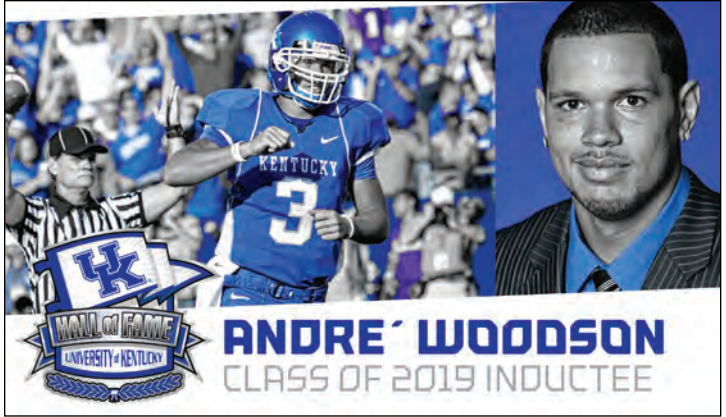
on punt returns and hopes to add to his two punt return TDs from last season (at Missouri and vs. Penn State in the VRBO Citrus Bowl). He is averaging 25 yards on kickoff returns.

DOMINANT DUFFY

- UK punter Max Duffy continues to be an absolute weapon for the Cats, dominating the field position game with his booming and accurate leg. The Australian punter and Ray Guy Award candidate has the UK career record, averaging 46.5 on 86 kicks
- Duffy was named the Ray Guy Award Punter of the Week for week five after setting two school records in the Sept. 28 game against South Carolina: He broke his own single-game school record (min. 8 punts), averaging 51.1 yards on nine kicks...For the game, had four punts inside the 20 with no touchbacks and his net average was 51.3 yards per punt...Created a turnover as he had one punt that hit a South Carolina player and was recovered by the Wildcats...All five punts that originated from at least the UK 27-yard line ended up inside the Gamecock 20 ... During that game he also became UK's career punting average leader.
- Duffy made a huge impact in Kentucky's win over Toledo ... Punted six times for a 54-yard average, the second-highest single-game average in school history (min. 5 punts) ... Became the fifth different SEC punter since 2000 to average at least 54 yards per punt in a single game (min. six punts), and the first to do so since Florida's Johnny Townsend vs. Georgia on Oct. 28, 2017 ... Every punt was at least 53 yards, other than a 46-yarder that was downed on the 3-yard line ... Toledo did not score on those possessions and UK scored 24 points on subsequent possessions.
- His punting also made a huge impact in Kentucky's win over EMU ... Punted three times, with the three punts forcing Eastern Michigan to start on its own 8, 11 and 13-yard lines ... Average starting field position for EMU after Duffy's punts was inside its own 11-yard line ... EMU did not score following any of his punts, helping set up UK touchdowns on both of its subsequent possessions (a third EMU possession ended the half).
- Against Florida, he had two punts for 109 yards, including a season-long 63-yarder. Both were inside the 20-yard line.
- For the season, he is averaging a nation-high 50.4 yards per punt with a team net of 47.69 yards.

DEFENSE

- Kentucky has a new defensive coordinator in Brad White, who joined the staff in 2018 as outside linebackers coach. White was promoted after Matt House accepted the linebackers position with the Kansas City Chiefs.
- White has significant rebuilding on defense with only four starters returning from 2018.
- Kentucky is one of seven FBS schools to not allow a passing play of at least 40 yards so far this season.
- Since the start of last season, Kentucky and Washington are tied for the fewest passing plays of at least 40 yards allowed among FBS schools (four).
- Kentucky is tied for first nationally in fewest passing touchdowns allowed (three).
- Kentucky is tied for 14th nationally and ranks fourth in the SEC in passes defended per game (six).
- Last season, UK ranked sixth nationally in scoring defense, allowing just 16.8 points per game. The defense also ranked 23rd nationally and fourth in the SEC in total defense yards per game (338.2), 18th in passing yards allowed (188.3) and 36th nationally in team passing efficiency defense (119.06 rating points).



WOODSON ELECTED TO UK ATHLETICS HOF

The University of Kentucky Athletics Hall of Fame Class of 2019 consisting of DeMarcus Cousins (men's basketball), Henri Junghanel (rifle), A'dia Mathies (women's basketball), Vic Nelson (cross country/track and field), Don Weber (cross country/track and field and Andre' Woodson (football), were inducted during Hall of Fame Weekend, Sept. 13-14, in conjunction with the football home game vs. Florida.

Andre' Woodson, Football (2004-07)

Kentucky's Most Valuable Player in 2006 and '07, leading the Wildcats to a pair of eight-win seasons and victories in the Music City Bowls ... Also MVP of both bowl wins ... Led UK to six fourth-quarter/overtime come-from-behind wins as a junior and senior, including victories over No. 9 Louisville and No. 1 LSU ... Threw for 9,360 yards and 79 touchdowns in his career ... Magnificent senior season, completing 63 percent of his passes for 3,709 yards and 40 TDs ... Set NCAA record for most consecutive passes without an interception ... Set SEC record for most TD passes in a season (40) and lowest interception ratio in a career ... All totaled, set two NCAA records, four SEC records and three UK records.

- The 16.8 points per game in 2018 was the best since the 1979 defense allowed 13 points per contest.
- The positions where a starter from 2018 does not return are outside linebacker (Josh Allen), two cornerback spots (Derrick Baity and Lonnie Johnson Jr.), strong safety (Mike Edwards), free safety Darius West, weakside linebacker (Jordan Jones) and defensive tackle (Adrian Middleton).
- UK has allowed 24 points or less in 16 of its last 19 games. That is the best such stretch since October 14, 1978 to Sept. 6, 1980. UK allowed 24 points or less in 18 of 19 games in that stretch.
- Kentucky has allowed 34 points or less in 20 consecutive games, the longest such streak since a 20-game streak that includes all 11 games of the 1981 season and the first nine games of the 1982 season. It is tied for the second-longest active such streak in FBS.
- Kentucky's defense recorded an interception in each of the first four games of a season for the first time since 2007.

Linebackers

- The biggest task on defense has been replacing outside linebacker Josh Allen, who was National Defensive Player of the Year and first-team All-American last season after compiling these impressive numbers in 2018 - team-high 88 tackles, 21 TFL, 17 sacks, 7 QBH, 5 FF, 4 QBH, 2 FR and 1 blocked kick. However, junior outside linebackers Josh Paschal and Jamar "Boogie" Watson along with sophomore outside linebacker Jordan Wright are narrowing the gap.



- Watson leads the team with five tackles for loss, 3.5 quarterback sacks and six QB hurries.
- Paschal, who played in all 13 games as a true freshman in 2017, redshirted last season due to battling melanoma in his right foot. He is tied for the team lead in tackles for loss with 5.0 and his sixth in total tackles with 19.
- Senior middle linebacker Kash Daniel is the team's leading returning tackler from 2018. He had 75 tackles along with 7.5 TFL and five QBH, despite playing most of the season with a broken left hand. He's currently the team's No. 3 tackler with 33 and has added 4.0 TFL, an interception, three PBU and two QBH.
- Backing up Daniel is sophomore Chris Oats who has 20 tackles.
- Sophomore DeAndre Square has emerged as a big-play performer this season. He is currently UK's leading tackler with 40 and has 3.0 TFL, 1.5 sacks, one interception and three QBH.

Defensive Line

- Defensive line coach Derrick LeBlanc, a former defensive lineman at Northwestern State known for his toughness, is in his third season at Kentucky. His line features seven returning letter winners, including two returning starters in nose guard Quinton Bohanna and 6-foot-9 defensive end/tackle Calvin Taylor Jr. Taylor leads the down linemen with 17 tackles, including four for loss and three sacks. Bohanna has 12 tackles and a sack.
- End T.J. Carter is having his best year as a senior with 13 tackles, including three for loss.
- Noseguard Marquan McCall (10 tackles, one TFL), end Kordell Looney (five tackles), and Abule Abad-Fitzgerald (three tackles) have provided quality depth.
- UK has missed the services of senior tackle Phil Hoskins, a fine pass rusher, who is out indefinitely because of a knee injury.

Secondary

- Coach Steve Clinkscale might have one of the hardest jobs as he has had to replace five talented defensive backs, including all four starters, from 2018. Gone are safeties Mike Edwards, now with the Tampa Bay Buccaneers, and Darius West as well as cornerbacks Derrick Baity, Lonnie Johnson Jr., now the Houston Texans' starting corner, and Chris Westry. The five combined for 161 career starts, 853 tackles, 77 PBUs and 24 interceptions.
- Kentucky received a big blow in late July when junior and Lexington native Davonte Robinson suffered an injury to his right quadriceps muscle that will require surgery and force him to miss the season. The safety played in all 13 games last season with three starting assignments. He showed big-play potential last season, charting 42 tackles (sixth on the team) and, on the final play of the game at Florida, returned a fumble 30 yards for a touchdown.
- At strong safety, Jordan Griffin, who has played in 38 career games with nine starting assignments, is the lone senior in the secondary. In five games played this season, he has 12 tackles, 1.0 TFL/sack, one INT and two PBUs. Griffin missed most of the last two games because of injury, with junior college transfer Quandre Mosely starting in his place. Mosely had an interception in his first at Mississippi State.
- Sophomore Tyrell Ajian is the starter in the nickel package. He has 10 tackles in six games with his first career INT coming against No. 9 Florida.
- Sophomore free safety Yusuf Corker, who saw action in eight games last season, is the secondary's leading tackler in 2019 with 40. He also has three PBUs and one fumble recovery. He recorded a career-high nine tackles in back-to-back games vs. South Carolina and Arkansas. Corker was forced to miss the second half of the Florida game after a targeting penalty.

CATS IN THE PROS

A total of 14 former Kentucky Wildcats are currently on National Football League rosters, with two additional players in the CFL. Here is the list, along with their years at UK (as of September 23):



Arizona Cardinals
Corey Peters, DT (2006-09)

Chicago Bears
Danny Trevathan, LB (2008-11)

Green Bay Packers
Za'Darius Smith, OLB (2013-14)

Dallas Cowboys
Randall Cobb, WR (2008-10)
Chris Westry, CB (2016-18)

Houston Texans
Lonnie Johnson Jr., CB (2017-18)

Jacksonville Jaguars
Josh Allen, DE/LB (2015-18)

New Orleans Saints
Larry Warford, G (2009-12)

New York Giants
George Asafo-Adjei, OT (2016-18)

New York Jets
Avery Williamson, LB (2010-13)

Pittsburgh Steelers
Bud Dupree, OLB (2011-14)
Benny Snell, Jr., RB (2016-18)

Tampa Bay Buccaneers
Mike Edwards, S (2016-2019)

Tennessee Titans
Wesley Woodyard, LB (2004-07)

OTHER CATS IN NFL ROLES

Chicago Bears, Assistant Dir. of Player Personnel
Champ Kelly, WR/DB (1998-2001)

San Francisco 49ers, Director of Player Engagement
Austin Moss, DE (2006-09)

Oakland Raiders, Pro Scout
Quentus Cumby, DB (1999-02)

CATS IN THE CFL

Micah Johnson, LB (2006-09)
Saskatchewan Roughriders

Chris Matthews, WR (2009-10)
Montreal Alouettes

- Junior college transfer Brandin Echols is the starter at one cornerback spot and has shined with 31 tackles (fourth on the team) and a team-high six PBUs. True freshmen M.J. Devonshire serves as his backup.
- The other cornerback starter is sophomore Cedric Dort Jr., who is backed up by redshirt freshmen Jamari Brown.

DOUBLE DIPPING

- There are only five schools in FBS/Division I that maintain at least three straight seasons of playing in a bowl game and the basketball program earning a bid to the NCAA men's basketball tournament. Kentucky has done so in three consecutive years after making the TaxSlayer Bowl, Franklin American Mortgage Music City Bowl and VRBO Citrus Bowl:

Michigan - 4





KENTUCKY - 3
Florida State - 3
Kansas State - 3
Virginia Tech - 3

HERE, THERE, EVERYWHERE

- While most college football programs recruit regionally, Kentucky has expanded its reach as far west as Colorado, east to Maryland, north to Michigan and south to Florida. Furthermore, the Cats have a second kicker/punter from Australia, tapping into the ranks of young men who have a history with Australian rules football.
- The Cats' geographic roster breaks down in 15 different states and Australia: Kentucky (22), Ohio (21), Florida (18), Georgia (16), Tennessee (4), Maryland (3), Oklahoma (3), Alabama (3), Michigan (3), Louisiana (2), South Carolina (2), Colorado (1), Mississippi (1), Pennsylvania (1), and Australia (1).

CATS TIE/IMPROVE WIN TOTAL SIX STRAIGHT SEASONS

UK is the **only** program in the country that has tied or improved its win total in each of the last six seasons:

- 2012: two wins
- 2013: two wins (first season under Coach Mark Stoops)
- 2014: five wins
- 2015: five wins
- 2016: seven wins
- 2017: seven wins
- 2018: ten wins

LIFT THEM UP

A unique partnership with Toyota Motor Manufacturing Kentucky (TMMK), the Kentucky College of Engineering and the Kentucky Children's Hospital will bring special guests to the Cat Walk presented by Chevy this season as the Kentucky football team arrives at Kroger Field.

A brand-new and specially built push cart vehicle will provide a Kentucky Children's Hospital patient the chance to both accompany the Wildcats on the Cat Walk and attend a game at Kroger Field. A new patient will be chosen by the Kentucky Children's Hospital each week to participate.

Offensive tackle and College of Engineering junior Luke Fortner (Sylvania, Ohio) and a team of TMMK engineers have worked for months to design, test and manufacture the device through a project called "Lift Them Up."

The vehicle made its first appearance at the Cat Walk before Kentucky's season opener vs. Toledo.

The vehicle was inspired by themes of the design of the Kentucky Children's Hospital. Hospital patients are asked to contribute to the vehicle's constantly changing paint scheme by submitting drawings that could become new additions.

CATS IN THE NFL DRAFT

The 2019 NFL Draft was one for the history books as Kentucky saw five of its players, Josh Allen, Lonnie Johnson Jr., Mike Edwards, Benny Snell Jr., and George Asafa-Adjei selected. UK had a player chosen in each of the first four rounds, a UK first. The only other schools to accomplish that feat in this year's draft were Alabama, Ohio State and Oklahoma.

- UK's five draft picks were the most since eight players (James Ramsey, Jim Kovach, Kelly Kirchbaum, Rod Stewart, Bob Winkel, Robert Hawkins, Dan Fowler and David Stephens) were chosen in 1979
- Josh Allen, selected as the seventh overall pick by the Jacksonville Jaguars, was the 17th player in UK history selected in the first round.



COUCH NAMED TO COLLEGE FOOTBALL HOF BALLOT

Former Kentucky quarterback Tim Couch has been named to the ballot for induction into the College Football Hall of Fame, the National Football Foundation (NFF) & College Hall of Fame. Couch is one of 76 players and five coaches from the Football Bowl Subdivision and 101 players and 33 coaches from the divisional ranks.

A storied name of the Kentucky program, Couch, was the team's quarterback from 1996-98. After giving up his senior season of eligibility, he was drafted as the No. 1 pick by Cleveland in the 1999 NFL Draft. In 1998, the junior quarterback was named a first-team All-American and consensus Southeastern Conference Player of the Year. Couch completed 400 of 553 passes for 4,275 yards and 36 touchdowns and led the nation in pass completions while ranked second in completion percentage, passing yardage and touchdown passes, and fourth in total offense. After guiding the Wildcats to the Outback Bowl, UK's first New Year's Day bowl appearance in 47 years, Couch finished fourth in Heisman Trophy balloting. He was also a finalist for the Davey O'Brien National Quarterback Award as a junior and sophomore. His breakout sophomore campaign featured 363 of 547 passes completed for 3,884 yards and 37 touchdowns while leading the nation in pass attempts, completions, yardage, and completion percentage. Also during his sophomore year, Couch earned second-team All-SEC honors and finished ninth in Heisman voting. He played in seven games as a true freshman, with two starts. Career wise, Couch completed 795 passes on 1,184 attempts for 8,435 yards and 74 touchdowns. The legend ended his career with seven NCAA records, 14 SEC records, and 26 school records.

The announcement of the 2020 Class will be made in January 2020 in the days leading up to the College Football Playoff (CFP) National Championship in New Orleans. The 2020 College Football Hall of Fame Class will officially be inducted during the 63rd NFF Annual Awards Dinner on Dec. 8, 2020, at the New York Hilton Midtown. They will also be honored at their respective schools with an NFF Hall of Fame On-Campus Salute, presented by Fidelity Investments, during the 2020 season.

- Allen was UK's highest draft pick since Dewayne Robertson was selected as the fourth pick by the Jets in 2003.
- Allen was the 11th player in UK history chosen in the top 10 and the first since Dewayne Robertson was selected as the fourth pick by the Jets in 2003.
- Allen was the sixth player drafted under head coach Mark Stoops at Kentucky and the second first-round pick, joining Bud Dupree (Pittsburgh Steelers) in 2015.
- Since 2001, Coach Stoops has recruited and developed 12 first-round draft picks.



- Kentucky has had a linebacker drafted in five of the last six NFL drafts (2019 - Josh Allen, 2016 - Josh Forrest, 2015 - Bud Dupree, 2015 - Za'Darius Smith, 2014 - Avery Williamson).
- UK is the only school in the nation to have first-round picks in the 2019 NFL (Josh Allen, Mike Edwards, Lonnie Johnson Jr., Benny Snell Jr., George Asafo-Adjei), MLB (Zack Thompson), and NBA Draft (P.J. Washington, Tyler Herro and Keldon Johnson).

ACADEMIC SUCCESS

- Kentucky currently has five players on its roster who have already earned their undergraduate degrees and are in graduate school or will work on a second degree. They are Blake Best (master's degree in finance), Logan Stenberg (second degree in communication), Calvin Taylor Jr. (second degree in communication) and Mason Wolfe (master's degree in sport leadership). Troy transfer Sawyer Smith graduated in July and is now pursuing a master's degree at UK in sport leadership.
- Eight Wildcats are on track to graduate in December. They are Elijah Barnett, Kash Daniel, Max Duffy, Luke Fortner, Jordan Griffin, Phil Hoskins, Drake Jackson and Grant McKinniss.
- Seven Wildcats were named to the First Year SEC Academic Honor Roll: Brenden Bates – Marketing; Zachary Berezowitz - Economics; Tyler Couch – Sociology; Max Duffy – Psychology; Collin Hartmann – Management; Shawn Lawson – Undeclared; Quintin Wilson – Management
- Several players have strong cume GPAs over their academic careers, including:

Blake Best – 4.0

Luke Fortner – 3.491

Jordan Griffin – 3.495

Josh Paschal – 3.493

Brett Slusher – 3.793

Clevan Thomas – 3.453

Quintin Wilson – 3.735

Mason Wolfe – 3.623

THREE WILDCATS TO ETHIOPIA

- In May of 2019, three Wildcats, defensive end Calvin Taylor Jr., offensive tackle Landon Young and linebacker Jamar “Boogie” Watson, were chosen by the athletic department to participate in a service/ educational trip to the Ethiopia. During the week-long trip, they delivered essential nutrition, supplies, hope and love to families living in Korah, a slum made up of all the trash accumulated in Addis Ababa. With the care packages delivered, it could prevent them from digging for two weeks to a month; visited an orphanage with approximatley

2020 SCHEDULE

DATE	OPPONENT	LOCATION
Sept. 5	EASTERN MICHIGAN	LEXINGTON
Sept. 12	at Florida	Gainesville, Fla.
Sept. 19	KENT STATE	LEXINGTON
Sept. 26	SOUTH CAROLINA	LEXINGTON
Oct. 3	at Auburn	Auburn, Ala.
Oct. 10	EASTERN ILLINOIS	LEXINGTON
Oct. 17	VANDERBILT	LEXINGTON
Oct. 24	at Missouri	Columbia, Mo.
Nov. 7	at Tennessee	Knoxville, Tenn.
Nov. 14	MISSISSIPPI STATE	LEXINGTON
Nov. 21	GEORGIA	LEXINGTON
Nov. 28	at Louisville	Louisville, Ky.

KENTUCKY CAREER RECORDS

Receiving Yardage, Career

#	Player	Years	Rec	Yards	Avg	TD
1.	Craig Yeast	1995-98	208	2,899	13.9	28
2.	Keenan Burton	2003-07	189	2,376	12.6	25
3.	Derek Abney	2000-03	197	2,339	11.9	18
4.	Garrett Johnson	2014-17	155	2,089	13.5	11
5.	Dicky Lyons Jr.	2004, 2006-08	141	1,752	12.4	18
6.	Quentin McCord	1996, 1998-2000	112	1,743	15.6	15
7.	La’Rod King	2009-12	134	1,706	12.7	17
8.	Randall Cobb	2008-10	144	1,661	11.5	13
9.	Anthony White	1996-99	194	1,520	7.8	8
10.	Felix Wilson	1977-79	90	1,508	16.8	10
11.	Tom Hutchinson	1960-62	94	1,483	15.7	9
12.	Kevin Coleman	1995-98	107	1,428	13.3	13
13.	Larry Seiple	1964-66	72	1,422	19.8	10
14.	Jacob Tamme	2004-07	133	1,417	10.6	11
15.	Jeff Badet	2013, 2015-16	82	1,385	16.9	7
16.	Rafael Little	2004-07	131	1,324	10.1	5
17.	James Whalen	1997-99	120	1,324	11.0	13
18.	Lynn Bowden Jr.	2017-present	114	1,305	11.4	6
19.	Rick Kestner	1963-65	82	1,280	15.6	10
20.	Chris Matthews	2009-10	93	1,279	13.9	12
21.	Ryan Timmons	2013-16	112	1,254	11.2	5
22.	Derek Smith	1999-2001	89	1,224	13.8	9
23.	Phil Logan	1987-90	83	1,219	14.7	7
24.	Steve Meilinger	1951-53	75	1,210	16.1	17
25.	Steve Johnson	2006-07	72	1,200	16.6	14
26.	Dorian Baker	2014-18	101	1,148	11.7	6
27.	Javess Blue	2013-14	72	1,111	15.4	9
28.	Derek Homer	1997-2000	129	1,052	8.2	2
29.	Demarco Robinson	2011-14	86	1,028	12.0	3
30.	C.J. Conrad	2015-18	80	1,015	12.7	12

Most Punt Return Touchdowns, Career

- 6 Derek Abney, 2000-03
- 3 Dicky Lyons Sr., 1966-68
Larry Carter, 1976-79
- 2 **Lynn Bowden Jr., 2017-present**

Most Kickoff Return Yards, Career

- 2315 Derek Abney (95 ret.), 2000-03
- 1715 Keenan Burton (67 ret.), 2003-07
- 1669 Kio Sanford (74 ret.), 1994-97
- 1608 **Lynn Bowden Jr. (70 ret.), 2017-present**
- 1560 Kurt Johnson (64 ret.), 1989-92
- 1464 Derrick Locke (54 ret.), 2007-10

Most Kickoff Returns, Career

- 95 Derek Abney, 2000-03
- 74 Kio Sanford, 1994-97
- 74 Kurt Johnson, 1989-92
- 70 **Lynn Bowden, Jr., 2017-present**
- 67 Keenan Burton, 2003-07

Punting, Career (min. 75 punts)

- 46.48 **Max Duffy (2018-present); 86 punts, 3997 yards**
- 44.43 Glenn Pakulak (2000-02); 134 punts, 5954 yards
- 42.59 Paul Calhoun (1981-84); 198 punts, 8432 yards

Most Career Wins By A Head Coach, School History

- 60 Paul Bryant (1946-53)
- 47 Fran Curci (1973-81)
- 41 Jerry Claiborne (1982-89)
- 41 Blanton Collier (1954-61)
- 39 Rich Brooks (2003-09)
- 39 **Mark Stoops (2013-present)**

Most Career Home Wins By A Head Coach, School History

- 33 Paul Bryant (1946-53)
- 32 Jerry Claiborne (1982-89)
- 29 Fran Curci (1973-81)
- 29 Blanton Collier (1954-61)
- 29 **Mark Stoops (2013-present)**





80 children; took teenagers from Korah to play arcade games and see the Avengers movie; paired with a feeding program that supplies meals to government schools in Cherkos, a poorer region in Addis Ababa. The program began as a result of kids fainting and lack of focus in the classroom due to malnutrition at home, often missing breakfast in the morning and at night only leaving them with one meal per day.

- UK has taken football student-athletes to Ethiopia on a service trip since 2011. Due to the state department’s travel ban to Ethiopia in 2017, the Cats visited the DR.

- 2011: Stuart Hines, Danny Trevathan
- 2012: Mikie Benton, Matt Smith, Larry Warford
- 2013: Kevin Mitchell, Jonathan George, Avery Williamson
- 2014: Alvin “Bud” Dupree, Landon Foster, Braylon Heard
- 2015: Austin MacGinnis, Marcus McWilson, Alex Montgomery
- 2016: Greg Hart, De’Niro Laster, Courtney Love
- *2017: Jordan Bonner, C.J. Conrad, Denzil Ware (Dominican Republic)
- 2018: George Asafo-Adjei, Bunchy Stallings, Tristan Yeomans
- 2019: Calvin Taylor Jr., Landon Young, Jamar “Boogie” Watson

ROSE IS AN EAGLE

- Senior RB A.J. Rose earned an Eagle Scout, the highest achievement or rank attainable in the Boy Scouting program of the Boy Scouts of America
- Only four percent of Boy Scouts are granted this rank after a lengthy review process
- Other Notable Eagle Scouts
 - >> Neil Armstrong - Astronaut
 - >> Gerald R. Ford - first Eagle Scout to serve as President
 - >> Peter McLoughlin - President of the Seattle Seahawks
 - >> Steven Spielberg - Filmmaker
 - >> Sam Walton- Founder of Wal-Mart
 - >> Reed Timmer – Famous storm chaser

#BRINGIT

- #BringIt is UK’s mantra for the 2019 season. It originated from the VRBO Citrus Bowl win over Penn State, when the Nittany Lions unsuccessfully tried a fourth-down fake punt on the game’s first possession. Coach Mark Stoops was seen on the sideline shouting, “Bring it on!” The inspirational moment helped spark the Wildcats toward the upset victory.

COACHING CHANGES

- UK defensive coordinator, Matt House, was hired to be the linebackers coach for the Kansas City Chiefs in February of 2019. That move prompted head coach Mark Stoops to promote outside linebackers coach Brad White to defensive coordinator and hire a former Wildcat, Jon Sumrall, to coach the inside linebackers.

TEN MID-YEAR ENROLLEES

- Kentucky welcomed 10 mid-year enrollees to the program in January. Seven (Jared Casey, Eli Cox, Taj Dodson, Moses Douglass, Isaiah Gibson, DeMarcus Harris, Tra Wilkins), are high school standouts who graduated in December, while Marquez Bemby (not participating in spring practice due to a knee injury), Brandin Echols, Quandre Mosely are junior college transfers.
- Bemby will have three years of eligibility, while Echols and Mosely will have two years.
- The 10 enrollees are:
 - OLB Marquez Bemby (Stone Mountain, Georgia)
 - OLB Jared Casey (Louisville, Kentucky)
 - OL Eli Cox (Nicholasville, Kentucky)

- DB Taj Dodson (Union Grove, Georgia)
- DB Moses Douglass (Springfield, Ohio)
- DB Brandin Echols (Southaven, Mississippi)
- DL Isaiah Gibson (Springfield, Ohio)
- WR DeMarcus Harris (Vero Beach, Florida)
- DB Quandre Mosely (Brunswick, Georgia)
- LB Tra Wilkins (Stone Mountain, Georgia)

KENTUCKY’S YOUNGSTOWN BOYS

As a neighbor of Pittsburgh, a.k.a. Steel City USA, Youngstown, Ohio has a reputation as a blue collar community defined by hard work and relationships forged over generations that are stronger than steel. Kentucky’s football program is, in many ways, defined by that bond as it creates a southern alumni club from Youngstown, the hometown of head coach Mark Stoops and several other key members of the program. Below is a list of staffers and players from Youngstown, Ohio:

- Mark Stoops** - Head Coach (Cardinal Mooney)
- Vince Marrow** - Recruiting Coord./Tight Ends (Cardinal Mooney)
- Steve Clinkscale** - Defensive Backs (Chaney)
- Frank Buffano** - Director of Operations (Cardinal Mooney)
- Lynn Bowden Jr.** - Wide Receiver (Warren Harding)

DID YOU KNOW?

- Kentucky was the only school in the nation to have first-round picks in the 2019 NFL (Josh Allen), MLB (Zack Thompson), and NBA (PJ Washington, Tyler Herro, Keldon Johnson) drafts.
- This is the 129th season of intercollegiate football for Kentucky.
- Kentucky is in its seventh season under head coach **Mark Stoops**, who has energized the UK fan base with record-setting recruiting classes, facility upgrades and an influx in talent.
- A picture of longevity, UK Equipment Manager **Tom Kalinowski** is in his 42nd season in that role. A group of former players, staff members and current UK coaches pitched in during the summer of 2017 to surprise him with a new Ford Escape. He also was a student manager in 1974-77, giving him 46 years in UK football.
- The Kentucky cheerleaders have won an unprecedented 24 national cheerleading championships, including 20 of the last 24, at the annual Universal Cheerleaders Association championships.
- Kentucky is one of only 10 schools that have won an NCAA men’s basketball championship while also having a claim on a national championship in football.
- UK is one of only seven universities in the U.S. that have programs in agriculture, engineering, law, medicine and pharmacy on a single campus.



KROGER FIELD

On game day, Kroger Field often becomes the third-largest city in Kentucky.



- Since its opening in 1973, Kentucky has played 301 games within the friendly confines of newly-named Kroger Field. UK has a 165-134-4 record (.552), 29-18 under Mark Stoops.
- UK set a new Kroger Field attendance record when 63,543 fans packed the stadium for the Nov. 3, 2018 game vs. No. 6 Georgia.
- Two of the top five crowds in Kroger Field history came in 2018.
- UK announced its first sellout since 2015 when 62,945 fans attended the Florida game on Sept. 23, 2017.
- Since the 1999 expansion, UK has averaged 62,382 fans per game and ranked in the nation's top 30 teams in attendance in 14 of the last 16 seasons.
- The playing surface is named C.M. Newton Grounds at Kroger Field in honor of the former UK Director of Athletics.

KROGER FIELD

Commonwealth Stadium was renamed to Kroger Field in May of 2017. The agreement--which is between Kroger and JMI Sports, UK's multimedia rights partner-- begins at approximately \$1.85 million annually with a term of up to 12 years. With the partnership, Kroger becomes the Official Fuel Partner of the University of Kentucky and the Official Grocery Partner of Move-In at UK while also providing additional engagement opportunities with UK students. Per the agreement, Kroger is also the Official Nutrition and Pharmacy Partner of UK Athletics. Kroger Field was transformed into a state-of-the-art facility after a \$126-million reinvention which was completed prior to the 2015

season. The project was handled by HNTB. The outside of the stadium underwent a dramatic external facelift, receiving a modern look, but one that remained uniquely Kentucky. Inside, the capacity of Kroger Field was reduced over the course of the two-year project to approximately 61,000, but the value of all remaining seats were increased, from the top of the upper deck to front-row seats at midfield. Concourses were revamped and widened throughout the stadium with improved concessions, restrooms and security. Players and coaches reaped the benefits of the new Kroger Field as well, as home-team facilities were built, and a multi-purpose recruiting room hosts future Wildcats on their on-campus visits.

FACTS AND FIGURES

Seating Capacity: 61,000, including the Commonwealth Suites. New bench-back seating has been installed in the South upper level of Kroger Field.

Playing Field: UK switched from natural grass to synthetic turf for the 2015 season. Other SEC schools with a turf surface are: Arkansas, Mississippi State, Missouri and Vanderbilt.

Video Boards: Video boards by Daktronics measuring at 39 by 79 feet, each, bring a total of 6,162 square feet of video capability. The video boards put UK among the nation's leaders in video square footage. The interior seating bowl also has LED ribbon boards.

Sound System: Sportsound system delivers pounding bass energy, smooth mid- and high-range frequencies, and high-impact entertainment. Components of the sound system include a main speaker cluster behind the end zone, under-balcony speakers and concourse speakers.

GAME DAY EXPERIENCES

The "Cat Walk" on Talbott Todd Way: With the unveiling of the new \$45 million Kentucky Football Training Facility in August of 2016, the headquarters of the program moved next door to Kroger Field. That means the Cat Walk presented by Chevy will still begin outside Gate 1 two hours and 15 minutes prior to kickoff, but the team proceeds past Gate 1 and between Kroger Field and Nutter Field House which has been dedicated to former Wildcat Talbott Todd (1963-65). Todd, who passed away from ALS in August of 2017, was an avid supporter of the program. From Talbott Todd Way the team will walk to the locker room in the Joe Craft Kentucky Football Training Facility.

Pregame concerts: The Kentucky Football Pregame Concert Series has returned for the 2018 season. Concerts will begin on the stage outside Gate 12 immediately following the Cat Walk and last until 30 minutes prior to kickoff. The Cat Walk takes place two hours and 15 minutes prior to kickoff.

Coca Cola Fan Zone: Fans of all ages, but especially the younger Wildcats, will enjoy playing at the Fan Zone located in Nutter Field House. It will have inflatable games, free posters, face tattoos and more, available two hours before kickoff.

Lift Them Up: A unique partnership with Toyota Motor Manufacturing Kentucky (TMMK), the Kentucky College of Engineering and the Kentucky Children's Hospital was launched in 2019 that brings special guests to the Cat Walk presented by Chevy this season as the Kentucky football team arrives at Kroger Field. A brand-new and specially built push cart vehicle provides a Kentucky Children's Hospital patient the chance to both accompany the Wildcats on the Cat Walk and attend a game at Kroger Field. A new patient is chosen by the Kentucky Children's Hospital each week to participate.

TOP ATTENDANCES FOR KROGER FIELD

1.	63,543	Georgia, 2018
2.	63,407	Auburn, 2015
3.	63,380	EKU, 2015
4.	63,081	South Carolina, 2018
5.	63,076	Florida, 2019



WHEN WAS THE LAST TIME ...

KENTUCKY

Scored 40 points: 56 at Louisville, Nov. 24, 2018
Scored 50 points: 56 at Louisville, Nov. 24, 2018
Scored 60 points: 62 vs. New Mexico State, Sept. 17, 2016
Scored 70 points: 77 vs. Texas El-Paso, Sept. 7, 2002
Scored 80 points: 83 vs. North Dakota, Nov. 18, 1950
Shut Out an Opponent: vs. Miami (42-0), Sept. 5, 2009
Shut Out an Opponent in the 2nd half: at Louisville, Nov. 24, 2018
Scored on first series: FG, vs. Penn State, Jan. 1, 2019 (Citrus Bowl)
Scored on first play from scrimmage of game: at Louisville, Nov. 26, 2016
Scored a TD on first series: at Louisville, Nov. 24, 2018
HAD 25 FIRST DOWNS: 26 VS. FLORIDA, SEPT. 14, 2019
Had 30 First Downs: 30 vs. Mississippi State, Oct. 25, 2015
HAD 250 YARDS RUSHING: 330 VS ARKANSAS, OCT. 12, 2019
HAD 300 YARDS RUSHING: 330 VS ARKANSAS, OCT. 12, 2019
Had 400 yards rushing: 443 vs. Tennessee, Nov. 13, 2016
Had below 50 yards rushing: 48 vs. Florida, Sept. 28, 2013
Had 300 yards passing: 352 at Louisville, Nov. 26, 2016
Had 400 yards passing: 401 vs. Mississippi State, Oct. 25, 2014
Had below 50 yards passing: 18 vs. Vanderbilt, Oct. 20, 2018
Had 300 yards rushing and passing: (381/311) vs. New Mexico State, Sept. 17, 2016
Had 500 yards total offense: 601 at Louisville, Nov. 24, 2018
Had 600 yards total offense: 601 at Louisville, Nov. 24, 2018
Had below 200 yards total offense: 178 at Texas A&M, Oct. 6, 2018
HELD OPP. BELOW 100 YARDS RUSHING: 49, VS. EASTERN MICHIGAN, SEPT. 7, 2019
HELD OPP. BELOW 50 YARDS RUSHING: 49 VS. EASTERN MICHIGAN, SEPT. 7, 2019
Held opp. below 100 yards passing: 79 at Louisville, Nov. 24, 2018
Held opp. below 50 yards passing: 27 vs. Austin Peay, Nov. 19, 2016
Held opponent below 200 yards total offense: 139 vs. Vanderbilt, Sept. 27, 2014
Held opp. below 100 yards total offense: 91 vs. Vanderbilt, Nov. 16, 1996
Recorded a safety: at Mississippi State, Nov. 24, 2013
Recorded zero penalties: vs. Auburn, Oct. 17, 2009
Had a player with 30 rush attempts: 32 by Benny Snell vs. Vanderbilt, Oct. 20, 2018
HAD A PLAYER RUSH FOR 100 YARDS: 196 BY LYNN BOWDEN JR. VS. ARKANSAS, OCT. 12, 2019
Had 2 players rush for 100 yards: A.J. Rose (112) Benny Snell (100) at Louisville, Nov. 24, 2018
Had 2 players rush for 175 yards or more: Benny Snell (192) and Boom Williams (182) vs. Missouri, Oct. 29, 2016
Had 2 players rush for 100 yards or more in consecutive games: Benny Snell and A.J. Rose vs. Central Michigan (Sept. 1, 2018); Snell and Terry Wilson at Florida (Sept. 8, 2018).
Had a player rush for 100 yards in consecutive games: Benny Snell (100 at Louisville, 11/24/18 and vs. Penn State, 1/1/19 (Citrus Bowl)
Had a player rush for 100 yards in four consecutive games: Derrick Locke, 2010
Had a true freshman rush for 100 yards: 152 by Benny Snell vs. Austin Peay, Nov. 19, 2016
Had a player rush for 200 yards: 211, Benny Snell vs. Louisville, Nov. 25, 2017
Had 4 players with 50+ yards rushing in the same game: 5 vs. Tennessee, Nov. 12, 2016
Had a player with 3 rushing touchdowns: 3 by Benny Snell vs. Mississippi State, Sept. 22, 2018
Had a player with 4 rushing touchdowns: 4 by Benny Snell vs. Mississippi State, Sept. 22, 2018
Had a player with 50 pass attempts: 60 by Maxwell Smith, vs. WKU, Sept. 15, 2012
Had a player with 60 pass attempts: 60 by Maxwell Smith, vs. WKU, Sept. 15, 2012
Had a player with 30 pass completions: 37 by Maxwell Smith, vs. WKU, Sept. 15, 2012
Had a player with 300 passing yards: 338 by Stephen Johnson at Louisville, Nov. 26, 2016
Had 2 players pass for 100 yards: Maxwell Smith (109), Jalen Whitlow (105) vs. Louisville, Sept. 14, 2013
Had a player with 3 or more touchdowns passes: 3 by Terry Wilson at Louisville, Nov. 24, 2018
Had a player with 2 passing touchdowns and 2 rushing touchdowns: Patrick Towles, vs. Mississippi State, Oct. 25, 2014
Had a player with 10+ receptions: 13 by Lynn Bowden Jr. at Missouri, Oct. 27, 2018
Had a player with 100 yards receiving: 166 by Lynn Bowden Jr. at Missouri, Oct. 27, 2018
Had a player with consecutive 100-yard receiving games: Jeff Badet, 2 (10/22-10/29/16)
Had 2 players with 100 yards receiving: 116 by Matt Roark and 102 by La'Rod King, vs. Ole Miss, Nov. 5, 2011
Had a player with 3 touchdown receptions: 3 by C.J. Conrad vs. New Mexico State, Sept. 17, 2016
Had a player with 100 rushing and 100 receiving yards in the same game: Rafael Little (132 rushing, 114 receiving) vs. Vanderbilt, Nov. 11, 2006
Had a 100-yard passer and a 100-yard rusher in the same game: Terry Wilson (151 passing yards, 105 Rushing) vs. Florida, Sept. 22, 2018
HAD A 100-YARD RUSHER AND A 100-YARD RECEIVER IN THE SAME GAME: A.J. ROSE (105

RUSH), LYNN BOWDEN JR. (129 RECEIVING), AT MISS. STATE, SEPT. 21, 2019
Had a player score a TD by rushing and receiving in the same game: Boom Williams vs. Missouri, Oct. 29, 2016
Had a player throw a TD pass and score a rushing and receiving TD in the same game: Randall Cobb vs. Auburn, Oct. 9, 2010
Had a player throw at least two TD passes and score a rushing TD in consecutive games: Patrick Towles in 2015
Had a player throw a TD pass, score a receiving TD and score on a punt return for a TD in the same game: Randall Cobb vs. WKU, Sept. 11, 2010
Had a player return a kickoff for a TD: Derrick Locke (100 yards) vs. Louisville, Sept. 19, 2009
Had a player return a punt for a TD: Lynn Bowden Jr. (58 yards) vs. Penn State, Jan. 1, 2019 (Citrus Bowl)
Had a player return an interception for a TD: Mike Edwards, 66 yards, vs. Middle Tennessee, Nov. 17, 2018
Had a player recover/return a fumble for a TD: Darius West, at Texas A&M (40 yards), Sept. 8, 2018
Had two defensive TDs in the same game: Mike Douglas (fumble) and Fred Tiller (interception) vs. Louisville, Nov. 29, 2014
Had a player recover two fumbles in one game: Josh Allen vs. Georgia, Nov. 3, 2018
Had a player block a punt: Josh Paschal vs. Eastern Michigan, Sept. 30, 2017
Had a player block a field goal: Josh Allen at Missouri, vs. Penn State, Jan. 1, 2019 (Citrus Bowl)
Had a player block a PAT: Lonnie Johnson Jr. vs. Eastern Kentucky, Sept. 9, 2017
Had a player return a blocked FG for a TD: David Jones (57 yards) vs. Vanderbilt, Nov. 15, 2008
Had a player return a blocked punt for a TD: Andrew Hopewell (6 yards), vs. Arkansas, Nov. 1, 2006
Had a player score a TD on a fake field goal: Joe Mansour (25 yards), vs. Florida, Sept. 28, 2013
Had a field goal of 50 yards or more: Austin MacGinnis (53 yards) vs. Missouri, Oct. 7, 2017
Played an overtime game: at Texas A&M, Oct. 6, 2018 - (L, 14-20)
Won an overtime game: vs. EKU, Oct. 3, 2015 - (W, 34-27)
Won a game on the last play of regulation as time expired: 15-14 at Missouri, Oct. 27, 2018 (2-yard TD pass)

OPPONENT

Scored 40 points: 44 by Louisville, Nov. 25, 2017
Scored 50 points: 52 by Tennessee, Oct. 31, 2015
Scored 10 or less points: 10 by Louisville, Nov. 24, 2018
Shut Out Kentucky: 0-40 by Vanderbilt, Nov. 3, 2012
Shut Out Kentucky in 2nd half: by South Carolina, Sept. 29, 2018
Rushed for 300 yards: 331 by Georgia, Nov. 3, 2018
PASSED FOR 300 YARDS: 300 BY FLORIDA, SEPT. 14, 2019
Had 500 yards of total offense: 562 by Louisville, Nov. 25, 2017
Recorded a safety: Louisville, Aug. 31, 2008
Blocked a Kentucky punt: Southern Miss, Sept. 3, 2016
Blocked a Kentucky field goal: Florida, Sept. 25, 2010
Blocked a Kentucky PAT: at Vanderbilt, Nov. 16, 2013
Had a player with 30 rush attempts: 32, Justin Jackson (Northwestern), Dec. 29, 2017
HAD A PLAYER WITH 100 YARDS RUSHING: 134, RAKEEM BOYD (ARKANSAS), OCT. 12, 2019
Had a player with 200 yards rushing: 252 by Anthony Dixon (MSU), Oct. 31, 2009
HAD TWP PLAYERS WITH 100 YARDS RUSHING: 107, TAVIEN FEASTER, 102, RICO DOWDLE (SOUTH CAROLINA), SEPT. 28, 2019
HAD A PLAYER WITH 40 PASS ATTEMPTS: 53 BY MIKE GLASS (E. MICHIGAN, SEPT. 7, 2019)
Had a player with 25 pass completions: 30 by Kyle Shurmur (Vanderbilt, Nov. 11, 2017)
Had a player with 300 yards passing: 308 by Kyle Shurmur (Vanderbilt, Nov. 11, 2017)
HAD TWO PLAYERS WITH 100 YARDS PASSING: 174 BY FELEIPE FRANKS AND 126 BY KYLE TRASK (FLORIDA), SEPT. 14, 2019
Had a player with 10 pass receptions: 10, Ryan Markush (EKU), Sept. 9, 2017
Had a player with 100 yards receiving: 129, Emanuel Hall (Missouri), Oct. 7, 2017
Had a player with 200 yards receiving: 216 by Demarcus Robinson (Florida), Sept. 13, 2014
Had two players with 100 yards receiving: 111, Korey Robertson and 103, Quez Watkins (Southern Miss), Sept. 2, 2017
Had a player return a kickoff for a TD: Evan Berry (UT), 100 yards, Oct. 31, 2015
Had a player return a punt for a TD: Cameron Sutton (UT), 84 yards, Oct. 31, 2015
Had a player return a blocked FG for a TD: Neiko Thorpe (69 yards) vs. Auburn, Oct. 17, 2009
Had a player return a blocked punt for a TD: Chris Rainey (23 yards) vs. Florida, Sept. 26, 2009
HAD A PLAYER RETURN AN INTERCEPTION FOR A TD: WILLIE GAY JR. (MISS. STATE), 52 YARDS, SEPT. 21, 2019
Had a player return a fumble for a TD: Devonni Reed (Central Michigan), 20 yards, Sept. 1, 2018





2019 GAME-BY-GAME STARTERS

OFFENSIVE STARTERS

	TE/WR	LT	LG	C	RG	RT	WR	WR	WR	RB	QB
vs. Toledo	Rigg	Young	Stenberg	Jackson	Fortner	Kinnard	Ali	Wagner	Bowden Jr.	Rose	Wilson
vs. Eastern Mich.	Dailey Jr.	Young	Stenberg	Jackson	Fortner	Kinnard	Ali	Wagner	Bowden Jr.	Rose	Wilson
vs. Florida	Rigg	Young	Stenberg	Jackson	Fortner	Kinnard	Ali	Wagner	Bowden Jr.	Rose	Smith
at Miss. State	Rigg	Young	Stenberg	Jackson	Fortner	Kinnard	Ali	Wagner	Bowden Jr.	Rose	Smith
at South Carolina	Rigg	Young	Stenberg	Jackson	Fortner	Kinnard	Ali	Upshaw	Bowden Jr.	Rose	Smith
vs. Arkansas	Rigg	Young	Stenberg	Jackson	Fortner	Kinnard	Ali	Wagner	Thomas	Rose	Bowden Jr.
at Georgia											
vs. Missouri											
vs. Tennessee											
at Vanderbilt											
vs. UT Martin											
vs. Louisville											

DEFENSIVE STARTERS

	DE	DE/OLB	NG	DT	SLB/NICK	WLB	MLB	CB	SS	FS	CB
vs. Toledo	Carter	Paschal	Bohanna	Taylor	Watson	Square	Daniel	Dort	Griffin	Corker	J. Brown
vs. Eastern Mich.	Carter	Paschal	Bohanna	Taylor	Watson	Square	Daniel	Dort	Griffin	Corker	J. Brown
vs. Florida	Carter	Paschal	Bohanna	Taylor	Griffin	Square	Daniel	Dort	Ajian	Corker	Echols
at Miss. State	Looney	Paschal	Bohanna	Taylor	Ajian	Square	Oats	Dort	Mosely	Corker	Echols
at South Carolina	Carter	Paschal	Bohanna	Taylor	Watson	Square	Daniel	Dort	Mosely	Corker	Echols
vs. Arkansas	Carter	Paschal	Bohanna	Taylor	Watson	Square	Daniel	Dort	Griffin	Corker	Echols
at Georgia											
vs. Missouri											
vs. Tennessee											
at Vanderbilt											
vs. UT Martin											
vs. Louisville											




2019 GAME NOTES

1

KENTUCKY 38, TOLEDO 24

AUG. 31, 2019 • LEXINGTON, KY
KROGER FIELD (54,610)



Terry Wilson threw two touchdown passes, Asim Rose and Kavosiey Smoke each ran for TDs and Kentucky overcame Toledo to pull away 38-24 in the season opener for both schools.

The Wildcats rallied twice against the Rockets to enter the break tied at 14 before taking control in the second half. A third-quarter fumble recovery led to Chance Poore's 46-yard, go-ahead field goal before Bryce Oliver's leaping grab of Wilson's 32-yard TD pass provided a 10-point lead.

Smoke's 40-yard TD run down the left side midway through the fourth made it 31-17. Kentucky then converted DeAndre Square's interception into Wilson's 2-yard TD pass to Josh Ali to clinch the first meeting between the schools.

Wilson completed 19 of 26 passes for 246 yards. Justin Rigg recovered Chris Rodriguez's goal-line fumble in the end zone for Kentucky's first TD and A.J. Rose (16 carries, 64 yards) ran for an 11-yard score. Smoke had 78 yards rushing on seven carries as the Wildcats outgained Toledo 422-347.

Toledo led twice on first-half TD runs of 5 yards by former Kentucky running back Bryant Koback and 21 by quarterback Mitchell Guadagni.

Guadagni left the game in third after his helmet was knocked off after being tackled by Chris Oats, who was ejected for targeting. Replacement Carter Bradley ran for a 7-yard TD with 1:02 remaining.

SCORING SUMMARY

Toledo	7	7	3	7	-	24
Kentucky	0	14	10	14	-	38

1st 12:15 TOLEDO - KOBACK, Bryant 5 yd run (DAVIS, Evan kick), 7-63 2:45 7 - 0
 2nd 14:55 UK - Justin Rigg 0 yd fumble recovery (Chance Poore kick), 14-97 6:42 7 - 7
 11:31 TOLEDO - GUADAGNI, M. 21 yd run (DAVIS, Evan kick), 7-75 3:24 14 - 7
 06:01 UK - Asim Rose 11 yd run (Chance Poore kick), 3-56 0:59 14 - 14
 3rd 11:33 UK - Chance Poore 46 yd field goal, 4-6 1:28 14 - 17
 07:17 UK - Bryce Oliver 32 yd pass from Terry Wilson (Chance Poore kick), 5-67 2:23 14 - 24
 03:07 TOLEDO - DAVIS, Evan 46 yd field goal, 5-33 1:58 17 - 24
 4th 08:26 UK - Kavosiey Smoke 40 yd run (Chance Poore kick), 7-92 1:51 17 - 31
 05:32 UK - Josh Ali 2 yd pass from Terry Wilson (Chance Poore kick), 5-33 2:09 17 - 38
 01:02 TOLEDO - BRADLEY, Carter 7 yd run (DAVIS, Evan kick), 6-41 1:22 24 - 38

TEAM STATISTICS

	TOLEDO	UK
First Downs	15	20
Rush Att./Net Rush	39/181	39/176
Passing C/A/I	11/25/1	19/26/0
Offensive Plays	64	65
Total Offense	347	422
Fumbles/Lost	1/1	4/2
Penalties/Yards	11/80	7/61
Punts/Average	8/42.4	6/54.0
Third-Down Conv.	7 of 16	3 of 11
Time of Possession	29:15	30:45

INDIVIDUAL STATISTICS

RUSHING (ATT.-YD.-TD)

Toledo - Kocack, 15-73-1, Guadagni 14-73-1, Jones 2-24, Seymour 3-8, Bradley 5-3-1
UK - Smoke 7-78-1, Rose 16-64-1, Rodriguez 5-34, Wilson 9-1

PASSING (COMP-ATT-INT-YARDS-TD)

Toledo - Bradley 4-13-1-44-0, Guadagni 7-12-0-122-0
UK - Wilson 19-26-0-246-2

RECEIVING (REC-YARDS-TD)

Toledo- Mitchell 3-59, McKinley-Lewis 3-53, Kovacks 2-18, Seymour 1-22, Rosi 1-17, Phillips 1-(-3)
UK - Bowden 6-77, Wagner 3-57, Rose 3-36, Dailey 2-31, Upshaw 2-19, Oliver 1-32-1, Rodriguez 1-2, Ali 1-2

TACKLES

Toledo - Holt 10, Anderson 8, Fisher 7, Hines 6, Blue 6
UK - Square 11, Corker 7, Griffin 6, Wright 6, Oats 5

2

KENTUCKY 38, EASTERN MICHIGAN 17

SEPT. 7, 2019 • LEXINGTON, KY
KROGER FIELD (55,240)



Backup quarterback Sawyer Smith threw two touchdown passes in relief of injured Terry Wilson, who rushed for a TD before hurting his left leg, and Kentucky rolled past Eastern Michigan 38-17 in Kroger Field.

Wilson's 2-yard TD run in the third quarter put the Wildcats up 24-3 before he was carted off later with the injury following a horse-collar tackle by EMU defensive lineman Turan Rush, who was flagged on a play with offsetting penalties. Wilson exited to cheers after teammates offered supportive handshakes.

Smith, a junior transfer from Troy, came in and hit Ahmad Wagner for a 54-yard touchdown and Lynn Bowden for the final 2-yard TD with 54 seconds remaining. Asim Rose and Kavosiey Smoke rushed for TDs of 8 and 32 yards, respectively, in a game the Wildcats led throughout.

Kentucky outgained the Eagles (1-1) 461-386, including a 239-49 rushing edge. But the Wildcats committed seven penalties for 84 yards, several of which snuffed first-half chances to put the game out of reach.

Eagles quarterback Mike Glass III threw TD passes of 26 and 7 yards and completed 34 of 53 attempts for 337 yards.

SCORING SUMMARY

Eastern Michigan	0	3	7	7	-	17
Kentucky	14	3	7	14	-	38

1st 06:56 UK - Asim Rose 8 yd run (Chance Poore kick), 3-26 1:13 0 - 7
 02:09 UK - Kavosiey Smoke 32 yd run (Chance Poore kick), 6-90 2:10 0 - 14
 2nd 07:43 UK - Chance Poore 40 yd field goal, 4--11 0:37 0 - 17
 01:52 EMU - RYLAND, Chad 24 yd field goal, 10-62 3:05 3 - 17
 3rd 05:01 UK - Terry Wilson 2 yd run (Chance Poore kick), 15-94 7:47 3 - 24
 02:15 EMU - LATU, Line 26 yd pass from GLASS, Mike (RYLAND, Chad kick), 5-75 2:46 10 - 24
 4th 14:20 UK - Ahmad Wagner 54 yd pass from Sawyer Smith (Chance Poore kick), 5-72 2:45 10 - 31
 10:41 EMU - CANNON, Bryson 7 yd pass from GLASS, Mike (RYLAND, Chad kick), 12-75 3:39 17 - 31
 00:54 UK - Lynn Bowden 2 yd pass from Sawyer Smith (Chance Poore kick), 7-41 2:57 17 - 38

TEAM STATISTICS

	EMU	UK
First Downs	24	26
Rush Att./Net Rush	22/49	39/239
Passing C/A/I	34/53/2	20/36/0
Offensive Plays	75	75
Total Offense	386	461
Fumbles/Lost	1/0	2/1
Penalties/Yards	5/46	7/84
Punts/Average	4/43.5	3/43.3
Third-Down Conv.	6 of 14	9 of 14
Time of Possession	26:59	33:01

INDIVIDUAL STATISTICS

RUSHING (ATT.-YD.-TD)

EMU - Glass 10-35, Vann 8-9, Turner 3-5, Hutchinson 1-0
UK - Smoke 11-92-1, Rose 17-82-1, Wilson 8-43-1, Bowden 2-17, Smith 1-5

PASSING (COMP-ATT-INT-YARDS-TD)

EMU - Glass 34-53-2-2
UK - Wilson 14-26-0-114-0, Smith 5-9-76-2, Bowden 1-1-32

RECEIVING (REC-YARDS-TD)

EMU - Sexton 7-54, Williams 6-54, Jackson 5-71, Latu 4-49, Drummond 3-40, Cannon 3-20-1, Beydoun 2-24, Vann 2-13, Oakes 2-12
UK - Bowden 7-54-1, Rose 4-12, Wagner 3-71-1, Upshaw 2-19, Wilson 1-32, Dailey 1-14, Ali 1-11, Rigg 1-9

TACKLES


EMU - Calhoun 10, Hoying 9, Myrick 7
UK - Echols 7, Corker 7, Square 5, Daniel 5, Paschal 5



3

NO. 9 FLORIDA 29 , KENTUCKY 21

SEPT. 14, 2019 • LEXINGTON, KY
KROGER FIELD (63,076)



In his first start at quarterback for Kentucky, Sawyer Smith passed for 251 yards and two touchdowns, but the Cats suffered their first loss of the season, falling to No. 8 Florida 29-21 at Kroger Field.

The game was evenly played throughout before the Gators put it away late. Florida had 438 yards of total offense, while Kentucky had 407. The Cats had 27 first downs, compared to just 21 for the Gators.

The Gators got on the board first, when Feleipe Franks connected with Freddie Swain on a 15-yard touchdown pass, giving them a 7-0 lead with 6:27 left in the first quarter.

Early in the second, UK evened the score when Smith connected with Ahmad Wagner on a spectacular, acrobatic 26-yard TD score.

On UF's next possession, Franks was sacked by Kordell Looney, who forced a fumble that was recovered by UK's Taj Dodson at the UK 46 yard line. From there, the Cats drove and eventually took the lead on a one-yard TD run by Smith with 7:46 left in the first half.

Florida's next drive appeared to be one that would tie the game. However, the Gators' march stalled inside Kentucky territory, and McPherson's 27-yard field goal attempt missed to the right, keeping the score 14-7. That would be the score at halftime.

On the first drive of the second half, Kentucky appeared ready to stretch its lead until Smith was intercepted by Shawn Davis, who returned the pick to the Kentucky 21-yard line. The Gators got to the UK 12-yard line before a penalty backed them up. Eventually, McPherson convert, a 32-yard field goal attempt, cutting Kentucky's lead to 14-10.

U K had the answer, marching 75 yards in just six plays, culminating with a 13-yard touchdown pass from Smith to Keaton Upshaw, the first of Upshaw's career. Poore's PAT gave the Cats a 21-10 lead with 5:39 to play in the third quarter. The key play in the drive was an athletic catch by Wagner for 21 yards, which was compounded by a 15-yard penalty on the Gators.

Florida, with backup Kyle Trask playing QB in place of the injured Franks, proceeded to march 62 yards in six plays, and cut into Kentucky's lead when Lamical Perine scored on an eight-yard run. Florida's two-point conversion try was no good, and the Gators trailed 21-16 with 12:41 to play.

After a Smith interception, Florida would re-take the lead with a four-play, 66-yard scoring drive, capped by Trask's four-yard touchdown run. The two-point try failed again, and the Gators led 22-21 with 4:11 to play.

That set the stage for Kentucky's final drive, when the Cats drove deep into Florida territory with less than a minute to play. With 58 seconds left in the game, Poore tried a 35-yard field goal, but missed right.

On Florida's next possession, as the Gators were running out the clock, Josh Hammond broke free and scampered 76 yards for a touchdown to put the game away.

SCORING SUMMARY

Florida	7	0	3	19	-	29
Kentucky	0	14	7	0	-	21

- 1st 06:27 UF - F. Swain 15 yd pass from F. Franks (E. Mcpherson kick), 8-31 5:03 7 - 0
- 2nd 14:16 UK - Ahmad Wagner 26 yd pass from Sawyer Smith (Chance Poore kick), 12-79 7:05 7 - 7
- 07:46 UK - Sawyer Smith 1 yd run (Chance Poore kick), 11-54 5:57 7 - 14
- 3rd 07:50 UF - E. Mcpherson 32 yd field goal, 4-6 2:02 10 - 14
- 05:39 UK - Keaton Upshaw 13 yd pass from Sawyer Smith (Chance Poore kick), 6-75 2:11 10 - 21
- 4th 12:41 UF - L. Perine 8 yd run (K. Trask pass failed), 6-62 2:15 16 - 21
- 04:11 UF - K. Trask 4 yd run (K. Trask rush failed), 4-66 1:54 22 - 21
- 00:33 UF - J. Hammond 76 yd run (E. Mcpherson kick), 3-80 0:21 29 - 21

TEAM STATISTICS

	UF	UK
First Downs	21	26
Rush Att./Net Rush	27/138	41/140
Passing C/A/I	21/30/1	23/35/3
Offensive Plays	57	76
Total Offense	438	407
Fumbles/Lost	1/1	1/1
Penalties/Yards	7/78	9/79
Punts/Average	1/44.0	2/54.5
Third-Down Conv.	4 of 8	8 of 15
Time of Possession	25:05	34:55

INDIVIDUAL STATISTICS

RUSHING (ATT.-YD.-TD)

Florida - Hammond 1-76-1, Perine 14-27-1, Franks 8-23, Pierce 2-8, Trask 1-4-1
UK - Smoke 16-81, Rose 14-46, Smith 9-12-1, Bowden 21-1

PASSING (COMP-ATT-INT-YARDS-TD)

Florida - Franks 12-17-1-174-1, Trask 9-13-0-126-0 UK - Smith 23-25-3-267-2

RECEIVING (REC-YARDS-TD)

Florida - Jefferson 7-93, Pitts 4-63, Swain 4-57-1, Perine 3-23, Grimes 2-50, Hammond 1-14
UK - Bowden 7-70, Rigg 5-50, Wagner 3-70-1, Ali 2-28, Rose 2-18, Upshaw 1-13-1, Schlegel 1-2, Dailey 1-8


TACKLES

Florida - Reese 16, Miller 7, Greenard 6 UK - Daniel 10, Echols 7, Square 6

4

MISSISSIPPI STATE 28 , KENTUCKY 13

SEPT. 21, 2019 • STARKVILLE, MISS.
DAVIS WADE STADIUM (54,556)



Lynn Bowden Jr. caught seven passes for 129 yards, and A.J. Rose carried nine times for 105 yards, but Kentucky lost at Mississippi State 28-13 on Saturday at Davis Wade Stadium.

Quarterback Sawyer Smith connected on 15 of 41 passing for 232 yards, but no touchdowns. Josh Ali caught a career-high five passes for 61 yards in the game.

Kentucky got the ball to begin the game and after Rose earned a first down on the ground, Smith was intercepted by Willie Gay, who returned the pick 52 yards for a touchdown. Jace Christmann added the PAT and the Bulldogs grabbed a 7-0 lead just 1:25 into the game.

After the teams exchanged punts, Kentucky mounted its first big drive of the game. The Cats went 10 plays, covering 58 yards, and UK got on the board when Chance Poore nailed a 40-yard field goal, cutting the MSU lead to 7-3 with 2:49 remaining in the first quarter. That would be the score after the first 15 minutes of play.

MSU had the answer, marching 75 yards in nine plays, capped by a Kylin Hill nine-yard touchdown rush early in the second quarter. The PAT was good, and the Bulldogs led 14-3 with 13:24 left in the first half.

After another Kentucky punt, MSU drove 80 yards in 10 plays and Hill scored again, this time from two yards out. Christmann's extra point made it 21-3 with 4:45 left in the first half.

Late in the first half, MSU appeared to be ready to add to the lead, but Quandre Moseley intercepted the first pass of his UK career and returned it 39 yards to the MSU 49 yard line with 48 seconds left in the half. But the Cats settled for a 47-yard field goal try that Poore missed to the left, and the teams went to the locker room with the Bulldogs leading 21-3.

Mississippi State took the second half kickoff and immediately drove into Kentucky territory. But Brandin Echols, who led Kentucky with 10 tackles on the day, forced a fumble, which was recovered by UK's Jamari Brown at the UK 20. The Cats took advantage of the turnover, going 80 yards in 11 plays, finishing with a Kavosiey Smoke two-yard touchdown rush. Poore's PAT made it 21-10 MSU with 5:30 left in the third quarter.

After MSU was forced to punt, Kentucky mounted another drive, getting deep inside Bulldog territory early in the fourth quarter. But the Cats could not punch it in, and Poore missed a 26-yard field goal with 12:15 to play.

Kentucky's final points of the game came later in the fourth quarter when Matt Ruffolo attempted, and made, his first career field goal. The 29-yarder cut the MSU lead to 21-13, but the Bulldogs added a late touchdown to provide the final margin of victory.

SCORING SUMMARY

Kentucky	3	0	7	3	-	13
Mississippi State	7	14	0	7	-	28

- 1st 13:35 MS - Willie Gay Jr. 52 yd interception return (Jace Christmann kick) 0 - 7
- 02:49 UK - Chance Poore 40 yd field goal, 10-58 4:22 3 - 7
- 2nd 13:24 MS - Kylin Hill 12 yd run (Jace Christmann kick), 9-75 4:25 3 - 14
- 04:45 MS - Kylin Hill 2 yd run (Jace Christmann kick), 10-80 5:51 3 - 21
- 3rd 05:30 UK - Kavosiey Smoke 2 yd run (Chance Poore kick), 11-80 3:40 10 - 21
- 4th 04:39 UK - Matt Ruffolo 29 yd field goal, 11-55 4:32 13 - 21
- 01:39 MS - Kylin Hill 1 yd run (Jace Christmann kick), 6-75 3:00 13 - 28

TEAM STATISTICS

	UK	MS
First Downs	21	22
Rush Att./Net Rush	28/154	40/241
Passing C/A/I	15/42/1	17/22/1
Offensive Plays	70	62
Total Offense	386	421
Fumbles/Lost	1/0	1/1
Penalties/Yards	5/40	5/45
Punts/Average	3/51.3	3/49.0
Third-Down Conv.	1 of 12	6 of 10
Time of Possession	26:54	33:06

INDIVIDUAL STATISTICS

RUSHING (ATT.-YD.-TD)

UK - Rose 9-105, Bowden 3-37, Smoke 10-25-1, Team 1-(-)-5, Smith 5-(-)-8
MS - Shrader 11-125, Hill 26-120-3, Dear 1-0

PASSING (COMP-ATT-INT-YARDS-TD)

UK - Smith 15-41-1-232-0; Bowden 0-1-0-0-0
MS - Shrader 17-22-1-180-0

RECEIVING (REC-YARDS-TD)

UK - Bowden 7-129, Ali 5-61, Upshaw 1-19, Wagner 1-15, Thomas 1-8
MS - Mitchell 4-36, Green 3-20, Zuber 3-16, Thomas 2-46, Dear 2-28, Payton 2-14, Williams 1-20

TACKLES

UK - Echols 10, Square 9, Corker 7
MS - Morgan 9, Landrews 7, Thompson 7





2019 GAME NOTES

5

SOUTH CAROLINA 24 , KENTUCKY 7 SEPT. 28, 2019 • COLUMBIA, S.C. WILLIAMS-BRICE STADIUM (80,828)



Christopher Rodriguez Jr. rushed for a career-high 65 yards and his first career touchdown, but Kentucky lost at South Carolina 24-7 at Williams-Brice Stadium.

Kentucky had its struggles on offense all night. Other than Rodriguez, one of the bright spots was Lynn Bowden Jr. who was seemingly all over the field. Bowden had six carries for 44 yards, caught three passes for 18 yards, completed both of his passes for seven yards and returned three kickoffs for 84 yards in the game.

On defense, Jamar Watson led the way with a pair of sacks, while Yusuf Corker had nine tackles and Chris Oats had eight.

South Carolina took the opening kickoff and marched 75 yards in 11 plays, culminating with a Tavien Feaster two-yard touchdown rush. Parker White added the point after and the Gamecocks grabbed a 7-0 lead with 11:09 remaining in the first period.

Kentucky got a first down on its first possession before Sawyer Smith was intercepted near midfield. But the Cats' defense held, forcing a punt. Kentucky punted on its next possession, but the Cats got a break when the punt hit a South Carolina player and was recovered by Brett Slusher at the Gamecock 39. However, the Cats could not convert, giving the ball back to South Carolina.

The teams would then exchange punts near the end of the first quarter, which would end with South Carolina leading 7-0.

Early in the second quarter, South Carolina drove deep into Kentucky territory, but the UK defense stood tall again, forcing a 26-yard field goal that White converted, giving the Gamecocks a 10-0 lead with 11:43 left in the first half. Neither team would score for the rest of the half, and South Carolina took a 10-point lead into the break.

Kentucky received the second-half kickoff, but the Cats turned the ball over, and South Carolina struck immediately, with a 30-yard touchdown rush from Rico Dowdle. The PAT gave the Gamecocks a 17-0 lead with 13:59 left in the third quarter. The Gamecocks added a fourth-quarter touchdown to lead 24-0 before Rodriguez's late touchdown got the Cats on the board.

SCORING SUMMARY

Kentucky	0	0	3	7	-	7
South Carolina	7	3	7	7	-	24

- 1st 11:09 SC - Tavien Feaster 2 yd run (Parker White kick), 11-75 3:51 0 - 7
- 2nd 11:43 SC - Parker White 26 yd field goal, 10-62 4:39 0 - 10
- 3rd 13:59 SC - Rico Dowdle 30 yd run (Parker White kick), 1-30 0:07 0 - 17
- 4th 07:48 SC - Tavien Feaster 19 yd run (Parker White kick), 7-85 3:30 0 - 24
- 02:32 UK - Chris Rodriguez 2 yd run (Matt Ruffolo kick), 5-84 2:00 7 - 24

TEAM STATISTICS

	UK	SC
First Downs	9	21
Rush Att./Net Rush	28/115	46/247
Passing C/A/I	13/34/1	15/27/0
Offensive Plays	62	73
Total Offense	212	387
Fumbles/Lost	2/1	2/1
Penalties/Yards	4/20	5/40
Punts/Average	9/51.1	9/51.2
Third-Down Conv.	2 of 15	5 of 15
Time of Possession	26:10	33:50

INDIVIDUAL STATISTICS

RUSHING (ATT.-YD.-TD)

UK - Rodriguez 6-65-1, Bowden 6-44, Rose 10-33, Smoke 2-7, Smith 4-(-34)
SC - Feaster 15-107-2, Dowdle 15-102-1, Denson 10-41, Hlilinski 5-(-1)

PASSING (COMP-ATT-INT-YARDS-TD)

UK - Smith 11-32-1-90-0, Bowden 2-2-0-7-0
SC - Kilinski 15-27-0-140-0

RECEIVING (REC-YARDS-TD)


UK - Ali 30-18, Bowden 30-18, Wagner 2-35, Dailey 2-8, Rose 1-11, Rigg 1-5, Thomas 3-8
SC - Edwards 6-37, Smith 2-30, Dawkins 2-19, Feaster 2-12, Dowdle 1-23, Vann 1-15, Legette 1-4

TACKLES

UK - Corker 9, Oats 8, Taylor 7, Carter 6
SC - Jones 7, Mukuamu 6, Three with 5

6

KENTUCKY 24, ARKANSAS 20 OCT. 12, 2019 • LEXINGTON, KY. KROGER FIELD (57,060)



Lynn Bowden Jr. accounted for three touchdowns in his first start at quarterback, including the go-ahead 24-yard scoring run with 6:53 remaining, to rally Kentucky past Arkansas 24-20 to end a three-game losing streak.

Emotions ran high for the entirety of Jared Lorenzen Day at Kroger Field. Lorenzen's family and teammates were on the field for a pregame ceremony and Wilson led the crowd in 22 seconds of noise in lieu of a moment of silence. The evening ended just as Lorenzen would have wanted: with a dramatic 24-20 win over Arkansas in comeback fashion on the strength of a total team effort.

The Wildcats' top receiver took first-team snaps during the bye while banged-up Sawyer Smith recovered and was announced as the starter before the game. Trailing 13-0, the junior led Kentucky back from a sluggish offensive start with a 3-yard run late in the first half before eventually seizing the lead with a 10-yard TD pass to Clevan Thomas late in the third.

Bowden then directed a 75-yard drive ending with his second TD run and sealed the close victory with a 51-yard run in the final minutes. He finished with a career-best 196 yards rushing on 24 carries and completed 7 of 11 passes for 78 yards.

A.J. Rose added 90 yards rushing on 16 carries as the Wildcats outrushed the Razorbacks (2-4, 0-3) 330-183 and outgained them 418-305 overall.

Rakeem Boyd rushed for 134 yards and two touchdowns, including a 74-yard TD run on the game's second play, as Arkansas took a 13-0 lead. His 2-yard TD put the Razorbacks ahead 20-17 but they ended up losing their 14th consecutive SEC game and third close contest in a row.

"Well, really proud that we got win for in Jared's memory and for his family," Stoops said. "And proud of our team by the way they played and hopefully they kept him in the back of their mind because that's how Jared played. He really laid it on the line for his team each and every week and I was proud of our group tonight in his memory."

SCORING SUMMARY

Arkansas	7	6	0	7	-	20
Kentucky	0	7	10	24	-	24

- 1st 14:18 AR - Rakeem Boyd 74 yd run (Connor Limpert kick), 2-75 0:42 7 - 0
- 2nd 14:57 AR - Connor Limpert 28 yd field goal, 8-22 1:50 10 - 0
- 05:48 AR - Connor Limpert 44 yd field goal, 10-45 3:58 13 - 0
- 00:55 UK - Lynn Bowden 3 yd run (Matt Ruffolo kick), 10-75 4:53 13 - 7
- 3rd 09:02 UK - Matt Ruffolo 50 yd field goal, 13-45 5:52 13 - 10
- 01:50 UK - Clevan Thomas 10 yd pass from Lynn Bowden (Matt Ruffolo kick), 6-48 3:16 13 - 17
- 4th 10:35 AR - Rakeem Boyd 2 yd run (Connor Limpert kick), 3-29 0:52 20 - 17
- 06:53 UK - Lynn Bowden 24 yd run (Matt Ruffolo kick), 6-75 3:42 20 - 24

TEAM STATISTICS

	ARK	UK
First Downs	16	21
Rush Att./Net Rush	30/183	54/330
Passing C/A/I	12/27/0	8/12/0
Offensive Plays	57	66
Total Offense	305	418
Fumbles/Lost	1/0	2/1
Penalties/Yards	5/39	7/44
Punts/Average	4/44.2	3/44.3
Third-Down Conv.	6 of 13	7 of 14
Time of Possession	22:49	37:11

INDIVIDUAL STATISTICS

RUSHING (ATT.-YD.-TD)

ARK - Boyd 15-134-2, Whaley 9-42, Burk 1-11, Starkel 1-(-9)
UK - Bowden 24-196-2, Rose 16-90, Smoke 11-45, Hayes 1-2

PASSING (COMP-ATT-INT-YARDS-TD)

ARK - Starkel 7-19-0-41-0, Hicks 5-8-0-81-0
UK - Bowden 7-11-0-78-1, Rose 1-1-0-10-0

RECEIVING (REC-YARDS-TD)

ARK - O'Grady 4-44, Woods, 3-18, Burks 2-25, Knox 2-24, Morris 1-11
UK - Rigg 2-43, Ali 2-13, Thomas 2-10-1, Dailey 1-14, Oliver 1-8

TACKLES

ARK - Foucha 11, Harris 10, Pool 10
UK - Corker 9, Square 5, Daniel 5, Mosely 5, Griffin 4



2019 GAME-BY-GAME STATISTICS

Game	Score	First Downs	Time of Possession	Rushing (No-Yds-TD)	Passing (Cmp-Att-Int-Yds-TD)	Total Offense (Plays-Yds-TD)	3rd Down Conversions	Fumbles-Lost
KENTUCKY	38	20	30:45	39-176-3	19-26-0-246-2	65-422-5	3-of-11	4-2
vs. Toledo	24	15	29:15	39-181-3	11-25-1-166-0	64-347-3	7-of-16	1-1
KENTUCKY	38	26	33:01	39-239-3	20-36-0-222-2	75-461-5	9-of-14	2-1
vs. Eastern Michigan	17	24	26:59	22-49-0	34-53-2-337-2	75-386-2	6-of-14	1-0
KENTUCKY	21	26	34:55	41-140-1	23-35-3-267-2	76-407-3	8-of-15	1-1
vs. Florida	29	21	25:05	27-138-3	21-30-1-300-1	57-438-4	4-of-8	1-1
KENTUCKY	13	21	26:54	28-154-1	15-42-1-232-0	70-386-1	1-of-12	1-0
at Mississippi State	28	22	33:06	40-241-3	17-22-1-180-0	62-421-3	6-of-10	1-1
KENTUCKY	7	9	26:10	28-115-1	13-34-1-97-0	62-212-1	0-of-2	2-1
at South Carolina	23	21	33:50	46-247-3	15-27-0-140-0	73-387-3	0-of-0	2-1
KENTUCKY	24	21	35:05	54-330-2	8-12-0-88-1	66-418-3	7-of-14	2-1
vs. Arkansas	20	16	22:49	30-183-2	12-27-0-122-0	57-305-2	6-of-13	1-0
KENTUCKY								
at Georgia								
KENTUCKY								
vs. Missouri								
KENTUCKY								
vs. Tennessee								
KENTUCKY								
at Vanderbilt								
KENTUCKY								
vs. UT Martin								
KENTUCKY								
vs. Louisville								

GAME-BY GAME RUSHING

(No-Yds-TD)	Bowden	Rodriguez	Rose	Smoke	S. Smith	Tisdale	Wilson
vs. Toledo	0-0-0	5-34-0	16-64-1	7-78-1	0-0-0	0-0-0	9-1-0
vs. EMU	2-17-0	0-0-0	17-82-1	11-92-1	1-5-0	0-0-0	8-43-1
vs. Florida	2-1-0	0-0-0	14-46-0	16-81-0	9-12-1	0-0-0	0-0-0
at Miss. State	3-37-0	0-0-0	9-105-0	10-25-1	5-(-8)-0	0-0-0	0-0-0
at South Carolina	6-44-0	6-65-1	10-33-0	2-7-0	4-(-34)-0	0-0-0	0-0-0
vs. Arkansas	24-196-2	0-0-0	16-90-0	11-45-0	0-0-0	0-0-0	0-0-0
at Georgia							
vs. Missouri							
vs. Tennessee							
at Vanderbilt							
vs. UT Martin							
vs. Louisville							

GAME-BY GAME RECEIVING

(Rec-Yds-TD)	Ali	Bowden	Dailey Jr.	Harris	Oliver	Rigg	Rose	Rodriguez	Schlegel	Smoke	Thomas Jr.	Upshaw	Wagner
vs. Toledo	1-2-1	6-77-0	2-31-0	0-0-0	1-32-1	0-0-1	3-26-0	1-2-0	0-0-0	0-0-0	0-0-0	2-19-0	3-57-0
vs. EMU	1-11-0	7-54-1	1-14-0	0-0-0	0-0-0	1-9-0	4-12-0	0-0-0	0-0-0	0-0-0	0-0-0	2-19-0	3-71-1
vs. Florida	2-28-0	7-70-0	1-8-0	0-0-0	0-0-0	5-50-0	2-18-0	0-0-0	1-12-0	1-(-2)-0	0-0-0	1-13-1	3-70-1
at Miss. State	5-61-0	7-129-0	0-0-0	0-0-0	0-0-0	0-0-0	0-0-0	0-0-0	0-0-0	0-0-0	1-8-0	1-10-0	1-15-0
at South Carolina	3-18-0	3-18-0	2-8-0	0-0-0	0-0-0	1-5-0	1-11-0	0-0-0	0-0-0	0-0-0	1-2-0	0-0-0	2-35-0
vs. Arkansas	2-13-0	0-0-0	1-14-0	0-0-0	1-8-0	2-43-0	0-0-0	0-0-0	0-0-0	0-0-0	2-10-1	0-0-0	0-0-0
at Georgia													
vs. Missouri													
vs. Tennessee													
at Vanderbilt													
vs. UT Martin													
vs. Louisville													



2019 GAME NOTES

GAME-BY-GAME PASSING

(Cmp-Att-Int-Yds-TD)	S. Smith	Wilson
vs. Toledo	0-0-0-0-0	19-26-0-246-2
vs. EMU	5-9-0-76-2	14-26-0-114-0
vs. Florida	23-35-3-267-2	0-0-0-0-0
at Miss. State	15-41-1-232-0	0-0-0-0-0
at South Carolina	11-32-1-90-0	0-0-0-0-0
vs. Arkansas	0-0-0-0-0	7-11-0-78-1
at Georgia		
vs. Missouri		
vs. Tennessee		
at Vanderbilt		
vs. UT Martin		
vs. Louisville		

GAME-BY-GAME PUNTING

(No-Yds-Avg-LG-In20)	Duffy
vs. Toledo	6-324-54.0-61-2
vs. EMU	3-130-43.3-56-3
vs. Florida	2-109-54.5-63-2
at Miss. State	3-154-51.3-56-1
at South Carolina	9-460-51.1-62-4
vs. Arkansas	3-133-44.3-54-2
at Georgia	
vs. Missouri	
vs. Tennessee	
at Vanderbilt	
vs. UT Martin	
vs. Louisville	

GAME-BY-GAME FIELD GOALS

FG Made (Miss)	McKinniss	Poore	Ruffolo
vs. Toledo	-	46	-
vs. EMU	-	40 (49)	-
vs. Florida	-	(35)	-
at Miss. State	-	40 (47)(26)	29
at South Carolina	-	-	-
vs. Arkansas	-	-	(47) 50
at Georgia			
vs. Missouri			
vs. Tennessee			
at Vanderbilt			
vs. UT Martin			
vs. Louisville			

GAME-BY-GAME DEFENSIVE LINE (Tackles-Tackles-For-Loss-Sacks)

Game	Abadi-Fitz.	Bohanna	Carter	Looney	McCall	Taylor Jr.	Paschal	Wright
vs. Toledo	1-0-0	2-0-0	2-1-1	1-0-0	2-0-0	3-1-1	4-1-1	6-1-0
vs. EMU	0-0-0	1-0-0	2-1-0	1-0-0	2-0-0	0-0-0	5-2-0	2-1-1
vs. Florida	0-0-0	1-0-0	1-0-0	1-1-1	1-1-0	5-1-0	1-0-0	1-0-0
at Miss. State	0-0-0	4-0-0	1-0-0	2-0-0	2-0-0	1-0-0	4-1-0	0-0-0
at S. Carolina	1-0-0	2-0-0	6-1-0	0-0-0	1-0-0	7-1-1	3-0-0	1-0-0
vs. Arkansas	1-0-0	2-1-1	1-0-0	0-0-0	2-0-0	1-1-1	2-1-0	2-0-0
at Georgia								
vs. Missouri								
vs. Tennessee								
at Vanderbilt								
vs. UT Martin								
vs. Louisville								

GAME-BY-GAME LINEBACKERS (Tackles-Tackles-For-Loss-Sacks-Pass Breakups)

Game	Daniel	Casey	Davis	Oats	Square	Watson
vs. Toledo	11-0-0-0	1-0-0-0	8-1.5-1-0	0-0-0-0	3-0-0-0	6-0-0-1
vs. EMU	5-0-0-0	0-0-0-0	0-0-0-0	1-0-0-0	5-0-0-0	1-0-0-0
vs. Florida	10-1-0-1	0-0-0-0	0-0-0-0	0-0-0-0	6-0-0-0	3-1-0-0
at Miss. State	5-0-0-0	0-0-0-0	0-0-0-0	5-0-0-0	9-1.5-1-0	5-0.5-0-0
at S. Carolina	4-0-0-2	0-0-0-0	0-0-0-0	8-0-0-0	4-0-0-1	4-2-2-0
vs. Arkansas	5-2-0-0	0-0-0-0	0-0-0-0	1-0-0-0	5-0-0-0	2-1-1-0
at Georgia						
vs. Missouri						
vs. Tennessee						
at Vanderbilt						
vs. UT Martin						
vs. Louisville						

GAME-BY-GAME DEFENSIVE BACKS (Tackles-Pass Breakups-Int.)

Game	Ajian	Brown	Corker	Devonshire Jr.	Dodson	Dort	Echols	Griffin	Garner	Mosely
vs. Toledo	0-0-0	2-0-0	7-0-0	0-0-0	1-0-0	0-0-0	1-3-0	6-0-0	0-0-0	0-0-0
vs. EMU	3-0-0	3-0-0	7-0-0	2-1-0	1-0-0	2-1-0	7-0-0	1-2-1	1-0-0	0-0-0
vs. Florida	2-0-1	3-0-0	1-0-0	0-0-0	1-0-0	0-0-0	7-0-0	1-0-0	0-0-0	0-0-0
at Miss. State	2-1-0	2-0-0	7-2-0	0-0-0	0-0-0	1-0-0	10-0-0	0-0-0	0-0-0	4-0-1
at S. Carolina	3-0-0	0-0-0	9-0-0	0-0-0	0-0-0	2-0-0	4-1-0	0-0-0	0-0-0	4-1-0
vs. Arkansas	0-0-0	1-2-0	9-1-0	0-0-0	0-0-0	1-0-0	2-2-0	4-0-0	0-0-0	5-0-0
at Georgia										
vs. Missouri										
vs. Tennessee										
at Vanderbilt										
vs. UT Martin										
vs. Louisville										



2019 MISCELLANEOUS STATISTICS

TURNOVERS

Opponent	FORCED BY KENTUCKY					FORCED BY OPPONENT			
	Fum	Int	Tot	Margin	UK Pts Off	Fum	Int	Tot	Opp Pts Off
vs. Toledo	1	0	1	-2	10	2	1	3	10
vs. Eastern Michigan	0	2	2	+1	3	1	0	1	0
vs. Florida	1	1	2	-2	7	1	3	4	16
at Miss. State	1	1	2	+1	7	0	1	1	7
at South Carolina	2	0	2	-1	0	2	1	3	7
vs. Arkansas	0	0	0	-1	0	1	0	1	3
at Georgia									
vs. Missouri									
vs. Tennessee									
at Vanderbilt									
vs. UT Martin									
vs. Louisville									
TOTALS	5	4	9	0	27	7	6	13	43

KENTUCKY BIG PLAYS

Opponent	RUSHING					PASSING				SPECIAL TEAMS	
	15+	20+	30+	40+	50+	20+	30+	40+	50+	Block	Return for TD
vs. Toledo	3	3	1	1	0	4	3	1	0	0	0
vs. Eastern Michigan	5	2	1	0	0	1	1	0	0	0	0
vs. Florida	3	2	0	0	0	5	0	0	0	0	0
at Miss. State	4	2	1	0	0	5	2	0	0	0	0
at South Carolina	3	3	1	1	0	1	0	0	0	0	0
vs. Arkansas	7	5	1	1	1	1	1	0	0	0	0
at Georgia											
vs. Missouri											
vs. Tennessee											
at Vanderbilt											
vs. UT Martin											
vs. Louisville											
TOTALS	25	17	5	3	1	17	7	1	0	0	0

OPPONENT BIG PLAYS

Opponent	RUSHING					PASSING				SPECIAL TEAMS	
	15+	20+	30+	40+	50+	20+	30+	40+	50+	Block	Return for TD
vs. Toledo	3	1	0	0	0	3	1	0	0	0	0
vs. Eastern Michigan	1	0	0	0	0	4	1	0	0	0	0
vs. Florida	1	1	1	1	1	5	3	0	0	0	0
at Miss. State	3	2	2	1	0	4	0	0	0	0	0
at South Carolina	5	2	0	0	0	2	0	0	0	0	0
vs. Arkansas	2	2	1	1	1	1	0	0	0	0	0
at Georgia											
vs. Missouri											
vs. Tennessee											
at Vanderbilt											
vs. UT Martin											
vs. Louisville											
TOTALS	15	8	4	3	2	19	5	0	0	0	0

DRIVE CHART STATISTICS

Opponent	No.	Avg Plays	Avg Yds	Avg Time	For TD	Avg Plays	Avg Yds	Avg Time
vs. Toledo	15	4.3	28.1	2:03	5	6.8	69.0	2:48
vs. Eastern Michigan	11	6.8	41.9	3:00	5	7.2	64.6	3:02
vs. Florida	11	6.9	37	3:10	3	9.6	69.3	5:04
at Miss. State	10	7	38.6	2:69	1	11.0	80.0	3:40
at South Carolina	15	4.1	14.1	1:44	1	5.0	84.0	2:00
vs. Arkansas	10	6.6	41.8	3:30	3	7.3	66	3:57
at Georgia								
vs. Missouri								
vs. Tennessee								
at Vanderbilt								
vs. UT Martin								
vs. Louisville								



2019 EXPLOSIVE PLAYS

RUNS 15+

Bowden, 15 yards
 Bowden, 17 yards
 Bowden, 20 yards
 Bowden, 26 yards
 Bowden, 17 yards
 Bowden, 22 yards
 Bowden, 24 yards*
 Bowden, 51 yards
 Bowden, 15 yards
(9 rush for 207 yards, 23 avg., 1 TD)
 Rodriguez, 21 yards
 Rodriguez, 44 yards
(2 rush for 65 yards, 32.5 avg., 0 TD)
 Rose, 21 yards
 Rose, 31 yards
 Rose, 25 yards
 Rose, 20 yards
 Rose, 27 yards
(5 rush for 124 yards, 24.8 avg., 0 TD)
 Smoke, 21 yards
 Smoke, 40 yards*
 Smoke, 32 yards*
 Smoke, 21 yards
 Smoke, 25 yards
(5 rush for 139 yards, 27.8 avg., 2 TD)
 Wilson, 15 yards
 Wilson, 19 yards
(2 rush for 34 yards, 17.0 avg., 0 TD)
Total: 23 rush for 569 yards, 24.7 avg, 3 TD

RECEIVING 20+

Ali, 20 yards
 Ali, 20 yards
(2 rec. for 40 yards, 20 avg., 0 TD)
 Bowden, 29 yards
 Bowden, 30 yards
 Bowden, 21 yards
 Bowden, 30 yards
 Bowden, 21 yards
 Bowden, 39 yards
 Bowden, 20 yards
(7 rec. for 190 yards, 27.14 avg., 0 TD)
 Oliver, 32 yards*
(1 rec. for 32 yards, 32.0 avg., 1 TD)
 Rigg, 23 yards
 Rigg, 31 yards
(2 rec. for 54 yards, 27.0 avg., 0 TD)
 Wagner, 40 yards
 Wagner, 54 yards*
 Wagner, 23 yards
 Wagner, 26 yards*
 Wagner, 21 yards
 Wager, 26 yards
(6 rec. for 190 yards, 31.6 avg., 2 TD)
 Wilson, 32 yards
(1 rec. for 32 yards, 32.0 avg., 0 TD)
Total: 19 rec. for 538 yards, 28.3 avg., 3 TD)

KICK RETURNS 30+

Total: 0 return for 0 yards, 0 avg, 0 TD

PUNT RETURNS 20+

Bowden, 29 yards
 Bowden, 37 yards
 Bowden, 20 yards
(3 ret. for 86 yards, 28.6 avg., 0 TD)
Total: 3 return for 86 yards, 28.6 avg., 0 TD

DEFENSIVE RETURNS 20+

Ajian, 22 yards
(1 ret., 22 yards, 22.0 avg., 0 TD)
Total: 1 returns for 22 yards, 22.0 avg., 0 TD
Total: 47 plays for 1241 yards, 26.4 avg., 6 TD
** denotes a touchdown scoring play*

UK LONG PLAYS (20+) BY THE NUMBERS

20+ Plays By Yards	No.	TD
100+	0	0
90-99	0	0
80-89	0	0
70-79	0	0
60-69	0	0
50-59	1	1
40-49	3	1
30-39	10	2
20-29	26	2
TOTAL	40	6

20+ Plays By Type

20+ Plays By Type	No.	TD
Rushing	17	3
Passing	19	3
Punt returns	3	0
Kick returns (30+)	0	0
Interceptions	1	0
Fumble returns	0	0
TOTAL	40	6

OPPONENT BIG PLAYS

Total:
 Run (15+) 18 for 513 yds
 Receiving (20+) 19 for 487 yds
 Kick Returns (30+) 1 for 37 yds
 Punt Returns (20+) 1 for 26 yds
 Defensive Returns (20+) 1 for 52 yds
TOTAL: 40 for 1115 yards (27.8 avg.)



2019 SCORING DRIVE ANALYSIS

GAME-BY-GAME SCORING DRIVES

Game	Plays/Yards	Time (Poss.)	Qtr./Clock	Res.	Scoring Play
TOL	14/97	6:42	2/14:55	TD	Rigg fumble recovery
TOL	3/56	0:59	2/6:01	TD	Rose 11 yd rush
TOL	4/6	1:28	3/11:33	FG	Poore 46 yd FG
TOL	5/67	2:23	3/7:17	TD	Oliver 32 yd pass from Wilson
TOL	7/92	1:51	4/8:26	TD	Smoke 40 yd rush
TOL	5/33	2:09	4/5:32	TD	Ali 2 yd pass from Wilson
EMU	3/26	1:13	1/6:56	TD	Rose 8 yd rush
EMU	6/90	2:10	1/2:09	TD	Smoke 32 yd rush
EMU	10/62	0:37	2/7:43	FG	Poore 40 yd FG
EMU	15/94	7:47	3/5:01	TD	Wilson 2 yd rush
EMU	5/72	2:45	4/14:20	TD	Wagner 54 yd pass from S. Smith
EMU	7/41	2:57	4/0:54	TD	Bowden 2 yd pass from S. Smith
UF	12/79	7:05	2/14:16	TD	Wagner 26 yd pass from S. Smith
UF	11/54	5:57	2/7:46	TD	S. Smith 1 yd rush
UF	6/75	2:11	3/5:39	TD	Upshaw 13 yd pass from S. Smith
MSU	10/58	4:22	1/2:49	FG	Poore 40 yd FG
MSU	11/80	3:40	3/5:30	TD	Smoke 2 yd rush
MSU	11/55	4:32	4/4:39	FG	Ruffolo 29 yd FG
SC	5/84	2:00	4/02:32	TD	Rodriguez 2 yd rush
ARK	10/75	4:53	2/0:55	TD	Bowden 3 yd rush
ARK	13/45	5:52	3/9:02	FG	Ruffolo 50 yd FG
ARK	6/48	3:16	3/1:50	TD	Thomas 10 yd pass from Bowden
ARK	6/75	3:42	4/6:53	TD	Bowden 24 yd rush

GAME OPENING DRIVES

Game	KENTUCKY		OPPONENT	
	Res/Pts	Yds	Res/Pts	Yds
TOLEDO	Punt/0	-5	TD/7	63
EASTERN MICHIGAN	Punt/0	32	Punt/0	-2
FLORIDA	FUM/0	6	INT/0	38
MISSISSIPPI STATE	INT/0	23	TD/7	0
SOUTH CAROLINA	INT/0	15	TD/7	75
ARKANSAS	Punt/0	25	TD/7	75
GEORGIA				
MISSOURI				
TENNESSEE				
VANDERBILT				
UT MARTIN				
LOUISVILLE				
Total/Avg	0/0.0	96/16	28/4.6	249/41.5

2ND HALF OPENING DRIVES

Game	KENTUCKY		OPPONENT	
	Res/Pts	Yds	Res/Pts	Yds
TOLEDO	Punt/0	9	TO/0	5
EASTERN MICHIGAN	TD/7	94	Punt/0	31
FLORIDA	INT/0	57	FG/3	6
MISSISSIPPI STATE	Punt/0	21	TD/7	80
SOUTH CAROLINA	Punt/0	2	Punt/0	32
ARKANSAS	FG/3	45	Punt/0	6
GEORGIA				
MISSOURI				
TENNESSEE				
VANDERBILT				
UT MARTIN				
LOUISVILLE				
Total/Avg	10/1.6	228/38	10/1.6	160/26.6

GAME-BY-GAME TD DRIVES

Yds	TD	Drive	Poss. Time	TDs	Plays	TDs
0-9	9	2	00:00-00:59	1	1	0
10-19	3	0	01:00-01:59	2	2	0
20-29	2	1	02:00-02:59	7	3	2
30-39	2	1	03:00-03:59	3	4	0
40-49	1	2	04:00-04:59	1	5	5
50-59	1	2	05:00-05:59	1	6	4
60-69	0	1	06:00-06:59	1	7	1
70-79	0	5	07:00-07:59	2	8	0
80-89	0	0	08:00-08:59	0	9	0
90-99	0	4	09:00-09:59	0	10	1
Total	18	18	10:00-10:59	0	11	2
			11:00-11:59	0	12	1
			12:00-12:59	0	13	0
			13:00-13:59	0	14	1
			14:00-14:59	0	15	1
			15:00 - +	0	16	0

DRIVE ANALYSIS

Game	Total Drive	TD	FG	MFG	P	TO	4DN
TOLEDO	15	5	1	0	6	2	1-1
EASTERN MICHIGAN	11	5	1	1	3	1	0-0
FLORIDA	11	3	0	1	2	4	1-2
MISSISSIPPI STATE	10	1	2	1	3	1	3-4
SOUTH CAROLINA	15	1	0	0	9	2	0-2
ARKANSAS	10	3	1	1	3	1	0-1
GEORGIA							
MISSOURI							
TENNESSEE							
VANDERBILT							
UT MARTIN							
LOUISVILLE							
Totals	72	18	5	4	26	11	5-10





UK Athletics Comm./PR
Susan Lax

WEEKLY MEDIA SCHEDULE - WEEK 8 - GEORGIA GAME

859.608.5019
slax0@uky.edu

Monday - 14	Tuesday - 15	Wednesday - 16	Thursday - 17	Friday - 18	Saturday - 19	Sunday - 20
Stoops news conference - Noon ET Live on UKAthletics.com Mark Stoops Call-In Show: 6-7 p.m. ET UK Sports Network/UK Football Facebook	Interview request deadline 5:15 p.m., OC Eddie Gran, select players	Stoops - SEC Teleconference <u>12:40 p.m. ET</u> Interview request deadline 5:15 p.m., DC Brad White, select players	Coach Stoops Post-Practice Time 5:20	No availability Travel to Georgia	UK at Georgia 6 p.m. ET Athens, Ga.	No availability

QUICK FACTS

Location: Lexington, Ky.
 Founded: 1865
 Enrollment: 30,277
 Nickname: Wildcats
 Colors: Blue (PMS 286) and White
 Conference: Southeastern (Eastern Division)
 Stadium: Kroger Field (61,000)
 President: Dr. Eli Capilouto
 Athletics Director: Mitch Barnhart
 Faculty Representative: Joseph L. Fink III

COACHING STAFF

Assistant Coaches:

Steve Clinkscale, defensive backs
Eddie Gran, assistant head coach offense/
 running backs
Darin Hinshaw, co-offensive coordinator, QBs
Dean Hood, special teams coordinator, safeties
Derrick LeBlanc, defensive line
Vince Marrow, associate head coach, tight ends,
 recruiting coordinator
John Schlarman, offensive line
Michael Smith, wide receivers
Jon Sumrall, inside linebackers
Brad White, defensive coordinator/outside
 linebackers

Quality Control:

Louie Matsakis
 Mark Perry
 Joe Scola
 Josh Estes-Waugh
 Walt Wells

Graduate Assistants:

Brayden Berezowitz (defense)
 Cameron Davis (defense)
 Evan McKissack (offense)
 Maxwell Smith (offense)
 Bryan Berezowitz (student assistant)

FOOTBALL ATHLETICS COMMUNICATIONS AND PUBLIC RELATIONS STAFF DIRECTORY

Assistant AD/Athletics Communications and PR/ Stoops Contact

Tony Neely - 859-576-9943 (cell)
 tneely@uky.edu

Associate Athletics Communications and PR Director/Football Contact

Susan Lax - 859-608-5019 (cell)
 slax0@uky.edu

Assistant Athletics Communications and PR Director/Secondary Football Contact

Matt May - 859-806-7463 (cell)
 matt.may@uky.edu

Associate Athletics Communications and PR Director/Credentials and Press Box Coordinator

Evan Crane - 859-257-8431
 wesley.crane@uky.edu

Office Coordinator

Stephanie Guy - 859-257-3838
 stephanie.guy@uky.edu

MEDIA INFORMATION

Media credentials for the 2019 University of Kentucky football home schedule should be requested online at www.sportssystem.com/kentucky.

Credentials should be requested by the sports editor/director of the media entity. All of the credential requests from a media outlet should go on one credential form. If you have any questions, please contact Evan Crane at 859-257-3838.

Credentials for UK away games should be requested through the home team credential system.

HOW TO GET WIFI AT KROGER FIELD

Wireless internet availability has changed across campus at all UK Athletics sporting events. A username and password is required to log onto our athletics media wifi. In order to acquire a username and password we must have your correct email address and cell phone number **when you request credentials**. PLEASE do not just upload generic emails for all your attendees in sportssystem.com. In order to acquire a username and password we must have you or your attendees correct email address and cell phone number.

If you have not received an email from UKY IT Administration by Friday morning of game week with log in information, please email Stephanie.Guy@uky.edu.

UK WEBSITE -- UKATHLETICS.COM

Visit the official University of Kentucky Athletics website at UKathletics.com. The official Southeastern Conference website is secsports.com.

UK WEEKLY NEWS CONFERENCE

Every Monday head coach Mark Stoops will host a news conference/luncheon in the Kroger Field Media Room inside Gate 1. Lunch will be served at 11:15 a.m. in the recruiting room by Gate 14 with Coach Stoops talking at noon in the media room. The news conference is streamed live on UKAthletics.com and on the official Facebook page of Kentucky football.

UK game notes and an updated depth chart will be released at approximately 11 a.m. ET on Monday. A video link and transcript of the news conference will be emailed on Monday afternoons.

SEC HEAD COACHES' TELECONFERENCE

The SEC head coaches' teleconference is on Wednesdays from 11 a.m. to 1 p.m. ET. Coach Mark Stoops' time slot is 12:40 p.m. The call-in number is 877-381-5694. A passcode will be issued each week by the SEC office (205-458-3010).

INTERVIEWS AT PRACTICE

Interviews will be conducted at the Joe Craft Football Training Center or by telephone at the conclusion of each practice on Tuesdays (offensives coaches and players) and Wednesdays (defensive coaches and players/special teams). Contact Susan Lax for assistance.

COLLEGEPRESSBOX.COM

Collegepressbox.com is the official media website for Division I football. Access and download weekly game notes, quotes, statistics, media guides, headshots, logos and more for each conference and its member schools. Register for access at collegepressbox.com/register.

THE UK HEALTHCARE MARK STOOPS SHOW

Coach Mark Stoops will return to the airwaves for his weekly call-in show on Monday from 6-7 p.m. The UK HealthCare Mark Stoops Show is hosted by The Voice of the Wildcats, Tom Leach. Fans will have the opportunity to ask questions of Coach Stoops by tweeting to [@UKSportsNetwork](https://twitter.com/UKSportsNetwork) or by calling 1-800-606-GAME (4263) or 859-280-2287 (CATS).

The show airs in Lexington on 630 WLAP, online at UKathletics.com and on UK Sports Network affiliates throughout Kentucky. A live video stream of the show will be available on UKathletics.com as well as on the Official Kentucky Football Facebook page.



ALPHABETICAL ROSTER

94	Abule Abadi-Fitzgerald, DT, So-Sq, Lakeland, Fla.
23	Tyrell Ajian, S, So-1L, Mansfield, Ohio
84	B.J. Alexander, WR, Fr-RS, Miami Gardens, Fla.
6	Josh Ali, WR, Jr-2L, Hollywood, Fla.
38	Sam Babbush, K, Fr-HS, Beachwood, Ohio
39	Elijah Barnett, OLB, Sr-Sq, Lexington, Ky.
63	Alex Bascom, DE, Fr-HS, Louisville, Ky.
64	Richard Bascom, DE, Fr-HS, Louisville, Ky.
80	Brenden Bates, TE, Fr-RS, Cincinnati, Ohio
37	Tyler Beisner, WR, So-Sq, Goshen, Ky.
42	Marquez Bembry, OLB, So-JC, Stone Mountain, Ga.
24	Zac Berezowitz, S, So-Sq, Lexington, Ky.
53	Blake Best, LS, 6-1, Duluth, Ga.
95	Quinton Bohanna, NG, Jr-2L, Cordova, Tenn.
1	Lynn Bowden Jr., WR, Jr-2L, Youngstown, Ohio
32	Jamari Brown, DB, Fr-RS, Sunrise, Fla.
74	Ryan Bryant, OG, Fr-HS, Ashland, Ky.
95	Lance Butler, K, Fr-HS, Paducah, Ky.
98	Cavon Butler, DL, Fr-HS, Toledo, Ohio
72	Sawyer Carrier, C, Fr-HS, Stanford, Ky.
90	T.J. Carter, DE, Sr-3L, Mableton, Ga.
6	Jared Casey, OLB, Fr-HS, Louisville, Ky.
29	Yusuf Corker, S, So-1L, McDonough, Ga.
62	Tyler Couch, OL, So-Sq, Paintsville, Ky.
75	Eli Cox, OL, Fr-HS, Nicholasville, Ky.
82	Tae Tae Crumes, WR, Fr-HS, Louisville, Ky.
89	Allen Dailey Jr., WR, So-1L, Pinson, Ala.
56	Kash Daniel, LB, Sr-3L, Paintsville, Ky.
44	Jamin Davis, LB, So-1L, Ludowici, Ga.
51	Cade Degraw, LS, Fr-HS, Lake Cormorant, Miss.
11	Patrick Delahunty, QB, Fr-HS, Cleveland, Ohio
36	M.J. Devonshire Jr., CB, Fr-HS Aliquippa, Pa.
30	Taj Dodson, DB, Fr-HS, Union City, Ga.
27	Cedrick Dort Jr., DB, So-1L, Palm Beach Gardens, Fla.
61	Austin Dotson, OT, So-1L, Belfry, Ky.
11	Moses Douglass, DB, Fr-HS, Springfield, Ohio
30	Ben Drake, DB, Fr-HS, Charlottesville, Va.
93	Max Duffy, P, Jr-1L, Perth, Australia
26	Brandin Echols, DB, Jr-JC, Southaven, Miss.
31	Darren Edmond, WR, So-Sq, Norman, Okla.
46	Braxton Eiserman, LB, Fr-HS, Jackson, Ky.
81	Isaiah Epps, WR, Jr-2L, Jenks, Okla.
79	Luke Fortner, OT, Jr-2L, Sylvania, Ohio
37	Stanley Garner, CB, Fr-RS, Fort Lauderdale, Fla.
34	Jalen Geiger, DB, Fr-HS, Columbia, S.C.
96	Isaiah Gibson, DL, Fr-HS, Springfield, Ohio
13	Amani Gilmore, QB, Fr-HS, Amite, La.
94	Colin Goodfellow, P, Jr-Sq, Cleveland, Ohio
19	Jed Green, FS, Fr-HS, Lexington, Ky.
3	Jordan Griffin, S, Sr-3L, Riverdale, Ga.
45	Manny Harper, WR, So-Sq, Louisville, Ky.
86	DeMarcus Harris, WR, Fr-HS, Vero Beach, Fla.
69	Collin Hartmann, DE, So-Sq, Somerset, Ky.
55	Davoan Hawkins, DL, Fr-RS, Lauderhill, Fla.
19	Akeem Hayes, WR, Fr-RS, Hollywood, Fla.
36	Patrick Henschen, TE, Jr-Sq, Newport, Ky.
40	Jackson High, LB, Jr-Sq, Union, Ky.
68	Kenneth Horsey, OL, Fr-RS, Sanford, Fla.
92	Phil Hoskins, DL, Sr-2L, Toledo, Ohio
52	Drake Jackson, C, Jr-2L, Versailles, Ky.
29	Wesley Johnson, WR, Sr-Tr, Louisville, Ky.

NUMERICAL ROSTER

1	Lynn Bowden Jr.	WR	6-1	206	Jr-2L	Youngstown, Ohio (Warren Harding)
2	Kelvin Joseph	CB	6-1	195	So-Tr	Baton Rouge, La. (LSU/Scotlandville Magnet)
3*	Jordan Griffin	S	6-0	194	Sr-3L	Riverdale, Ga. (Jonesboro)
3*	Terry Wilson	QB	6-3	208	Jr-1L	Oklahoma City, Okla. (Garden City CC/Oregon/Del City)
4	Joshua Paschal	OLB	6-3	284	So-2L	Prince George's County, Md. (Our Lady of Good Counsel)
5	Xavier Peters	OLB	6-4	235	Fr-Tr	Middletown, Ohio (Florida State/Lakota West)
6*	Josh Ali	WR	6-0	193	Jr-2L	Hollywood, Fla. (Chaminade-Madonna)
6*	Jared Casey	OLB	6-3	224	Fr-HS	Louisville, Ky. (Ballard)
9	Davonte Robinson	S	6-2	194	Jr-2L	Lexington, Ky. (Henry Clay)
10	Asim "A.J." Rose Jr.	RB	6-1	218	Jr-2L	Cleveland, Ohio (Garfield Heights)
11*	Patrick Delahunty	QB	6-0	192	Fr-HS	Cleveland, Ohio (St. Ignatius)
11*	Moses Douglass	DB	6-2	205	Fr-HS	Springfield, Ohio (Springfield)
12*	Chance Poore	K	6-2	223	Fr-RS	Anderson, S.C. (Westside)
12*	Sawyer Smith	QB	6-3	219	Jr-Tr	Cantonment, Fla. (Troy/Tate)
13	Amani Gilmore	QB	6-2	202	Fr-HS	Amite, La. (Amite)
14	Ahmad Wagner	WR	6-5	237	Sr-1L	Huber Heights, Ohio (Iowa/Wayne)
15*	Kolbe Langhi	QB	6-4	234	So-Sq	Hopkinsville, Ky. (Christian County)
15*	Jordan Wright	OLB	6-5	238	So-1L	Fort Lauderdale, Fla. (Dillard)
16	Nik Scalzo	QB	6-0	180	Fr-HS	Fort Lauderdale, Fla. (Cardinal Gibbons)
17*	DeAndre Square	LB	6-1	217	So-1L	Detroit, Mich. (Cass Tech)
17*	Walker Wood	QB	6-0	191	So-Sq	Lexington, Ky. (Lafayette)
18	Clevan Thomas Jr.	WR	5-11	213	So-1L	Miami, Fla. (Charles W. Flanagan)
19*	Jed Green	FS	5-10	180	Fr-HS	Lexington, Ky. (Lexington Christian)
19*	Akeem Hayes	WR	5-8	158	Fr-RS	Hollywood, Fla. (Chaminade-Madonna)
20	Kavosiey Smoke	RB	5-9	220	Fr-RS	Wetumpka, Ala. (Wetumpka)
21*	Quandre Mosely	DB	6-2	193	Jr-JC	Brunswick, Ga. (Eastern Arizona CC/Glynn Academy)
21*	Keegan Sullivan	QB	6-2	173	Fr-HS	Louisville, Ky. (St. Xavier)
22	Chris Oats	LB	6-3	231	So-1L	Cincinnati, Ohio (Winton Woods)
23	Tyrell Ajian	S	6-0	195	So-1L	Mansfield, Ohio (Madison Comprehensive)
24*	Zac Berezowitz	S	5-11	175	So-Sq	Lexington, Ky. (Henry Clay)
24*	Chris Rodriguez Jr.	RB	5-11	224	Fr-RS	McDonough, Ga. (Ola)
25	Brett Slusher	WR	6-2	200	Sr-1L	Fort Mitchell, Ky. (Beechwood)
26	Brandin Echols	DB	5-11	178	Jr-JC	Southaven, Miss. (Northwest Mississippi CC/Southaven)
27	Cedrick Dort Jr.	DB	5-11	182	So-1L	Palm Beach Gardens, Fla. (Dwyer)
28*	Zach Johnson	S	5-10	191	Sr-2L	Cincinnati, Ohio (Colerain)
28*	Chance Martin	WR	5-11	161	Fr-HS	Ruskin, Fla. (Lennard)
29*	Yusuf Corker	S	6-0	195	So-1L	McDonough, Ga. (Woodland)
29*	Wesley Johnson	WR	6-1	206	Sr-Tr	Louisville, Ky. (Louisville, Ky./Rollins College/North Oldham)
30*	Taj Dodson	DB	6-1	192	Fr-HS	Union City, Ga. (Creekside)
30*	Ben Drake	DB	6-1	175	Fr-HS	Charlottesville, Va. (Monticello)
31*	Darren Edmond	WR	5-11	192	So-Sq	Norman, Okla. (Paul Laurence Dunbar - KY)
31*	Jamar "Boogie" Watson	OLB	6-3	242	Jr-2L	Forestville, Md. (Bishop McNamara)
32*	Jamari Brown	DB	6-1	196	Fr-RS	Sunrise, Fla. (Blanche Ely)
32*	Tyler Markray	RB	5-10	226	Fr-RS	West Bloomfield, Mich. (Walled Lake Central)
33*	Jaylen Scott	DB	5-10	194	Jr-Sq	Clarksville, Tenn. (Kenwood/ASA College Miami)
33*	Travis Tisdale	RB	5-9	174	Fr-HS	Andrews, S.C. (Lowndes (Ga.))
34*	Jalen Geiger	DB	6-1	188	Fr-HS	Columbia, S.C. (Spring Valley)
34*	Micah White	WR	6-3	180	Fr-HS	Johns Creek, Ga. (Milton)
36*	M.J. Devonshire Jr.	CB	5-11	175	Fr-HS	Aliquippa, Pa. (Aliquippa)
36*	Patrick Henschen	TE	6-6	232	Jr-Sq	Newport, Ky. (Newport Central Catholic)
37*	Tyler Beisner	WR	5-9	149	So-Sq	Goshen, Ky. (North Oldham)
37*	Stanley Garner	CB	6-1	184	Fr-RS	Fort Lauderdale, Fla. (Dillard)
38*	Sam Babbush	K	5-10	150	Fr-HS	Beachwood, Ohio (Beachwood)
38*	William Nalty	LB	6-0	221	Jr-Sq	Metairie, La. (Metairie Park Country Day)
39*	Elijah Barnett	OLB	6-3	234	Sr-Sq	Lexington, Ky. (Henry Clay)
39*	Dillon Wheatley	FB	6-1	205	So-Tr	Richmond, Ky. (Pikeville/Lexington Christian)
40	Jackson High	LB	5-11	242	Jr-Sq	Union, Ky. (Ryle)
42	Marquez Bembry	OLB	6-3	233	So-JC	Stone Mountain, Ga. (Jones County JC/Mount Vernon Presbyterian)
44	Jamin Davis	LB	6-4	228	So-1L	Ludowici, Ga. (Long County)
45*	Manny Harper	WR	5-8	186	So-Sq	Louisville, Ky. (Waggener)
45*	J.J. Weaver	OLB	6-5	234	Fr-HS	Louisville, Ky. (Moore Traditional)
46*	Braxton Eiserman	LB	6-1	238	Fr-HS	Jackson, Ky. (Breathitt County)
46*	Drew Schlegel	FB	5-11	223	Sr-1L	Parker, Colo. (Regis Jesuit)
47	K.D. McDaniel	OLB	6-2	227	Fr-HS	Tifton, Ga. (Tift County)
48*	Jack Varga	FB	5-11	235	Fr-HS	Louisville, Ky. (St. Xavier)



2019 GAME NOTES

28 Zach Johnson, S, Sr-2L, Cincinnati, Ohio
 2 Kelvin Joseph, CB, So-Tr, Baton Rouge, La.
 58 Alex King, OLB, So-1L, Mason, Ohio
 70 Darian Kinnard, OL, So-1L, Knoxville, Tenn.
 15 Kolbe Langhi, QB 6-4, 234, So-Sq, Hopkinsville, Ky.
 49 Shawn Lawson, DE, So-Sq, Jonesboro, Ga.
 78 Nick Lewis, OT, Fr-RS, Jacksonville, Fla.
 97 Ben Logsdon, K, Sr-Tr, Louisville, Ky.
 59 Kordell Looney, DT, Jr-2L, Springfield, Ohio
 93 Qua Mahone, DL, Fr-RS, Jordan City, Ga.
 32 Tyler Markray, RB, Fr-RS, West Bloomfield, Mich.
 28 Chance Martin, WR, Fr-HS, Ruskin, Fla.
 50 Marquan McCall, DL, So-1L, Detroit, Mich.
 47 K.D. McDaniel, OLB, Fr-HS, Tifton, Ga.
 86 Grant McKinniss, P, Sr-2L, Findlay, Ohio
 54 Jordan Morrow, LS, Fr-HS, Louisville, Ky.
 21 Quandre Mosely, DB, Jr-JC, Brunswick, Ga.
 38 William Nalty, LB, Jr-Sq, Metairie, La.
 73 Matthew Napier, OT, So-Sq, Nicholasville, Ky.
 22 Chris Oats, LB, So-1L, Cincinnati, Ohio
 87 Nik Ognenovic, TE, Fr-HS, Fort Lauderdale, Fla.
 85 Bryce Oliver, WR, Fr-RS, Fort Lauderdale, Fla.
 4 Joshua Paschal, OLB, So-2L, Prince George's County, Md.
 5 Xavier Peters, OLB, Fr-Tr, Middletown, Ohio
 12 Chance Poore, K, Fr-RS, Anderson, S.C.
 76 Jake Pope, OT, Fr-HS, Fort Lauderdale, Fla.
 83 Justin Rigg, TE, Jr-2L, Springboro, Ohio
 9 Davonte Robinson, S, Jr-2L, Lexington, Ky.
 24 Christopher Rodriguez Jr., RB, Fr-RS, McDonough, Ga.
 10 "A.J." Rose Jr., RB, Jr-2L, Cleveland, Ohio
 96 Matt Ruffolo, K, Jr-Sq, Centerville, Ohio
 16 Nik Scalzo, QB, Fr-HS, Fort Lauderdale, Fla.
 46 Drew Schlegel, TE/FB, Sr-1L, Parker, Colo.
 46 Jaylen Scott, DB, Jr-Sq, Clarksville, Tenn.
 25 Brett Slusher, WR, Sr-1L, Fort Mitchell, Ky.
 12 Sawyer Smith, QB, Jr-Tr, Cantonment, Fla.
 20 Kavosiey Smoke, RB, Fr-RS, Wetumpka, Ala.
 17 DeAndre Square, LB, So-1L, Detroit, Mich.
 71 Logan Stenberg, OG, Sr-3L, Madison, Ala.
 21 Keegan Sullivan, QB, Fr-HS, Louisville, Ky.
 91 Calvin Taylor Jr., DE, Sr-2L, Augusta, Ga.
 33 Travis Tisdale, RB, Fr-HS, Andrews, S.C.
 18 Clevan Thomas Jr., WR, So-1L Miami, Fla.
 88 Keaton Upshaw, TE, Fr-RS, Lima, Ohio
 48 Jack Varga, FB, Fr-HS, Louisville, Ky.
 14 Ahmad Wagner, WR, Sr-1L, Huber Heights, Ohio
 66 Naasir Watkins, OL, So-1L, Laurel, Md.
 31 "Boogie" Watson, OLB, Jr-2L, Forestville, Md.
 45 J.J. Weaver, OLB, Fr-HS, Louisville, Ky.
 39 Dillon Wheatley, So-Tr, Richmond, Ky.
 34 Micah White, WR, Fr-HS, Johns Creek, Ga.
 48 Tra Wilkins, LB, Fr-HS, Lithonia, Ga.
 60 Quintin Wilson, C, Fr-RS, Cincinnati, Ohio
 3 Terry Wilson, QB, Jr-1L, Oklahoma City, Okla.
 77 Mason Wolfe, OT, Sr-2L, Henderson, Ky.
 17 Walker Wood, QB, So-Sq, Lexington, Ky.
 15 Jordan Wright, OLB, So-1L, Fort Lauderdale, Fla.
 67 Landon Young, OT, Jr-2L, Lexington, Ky.

48* Tra Wilkins LB 6-0 219 Fr-HS
 49 Shawn Lawson DE 6-3 226 So-Sq
 50 Marquan McCall DL 6-3 371 So-1L
 51 Cade Degraw LS 5-11 209 Fr-HS
 52 Drake Jackson C 6-2 312 Jr-2L
 53 Blake Best LS 6-1 221 Sr-3L
 54 Jordan Morrow LS 6-1 220 Fr-HS
 55 Davoan Hawkins DL 6-2 293 Fr-RS
 56 Kash Daniel LB 6-1 226 Sr-3L
 58 Alex King OLB 6-3 249 So-1L
 59 Kordell Looney DT 6-3 292 Jr-2L
 60 Quintin Wilson C 6-1 302 Fr-RS
 61 Austin Dotson OT 6-6 324 So-1L
 62 Tyler Couch OL 6-1 276 So-Sq
 63 Alex Bascom DE 6-5 260 Fr-HS
 64 Richard Bascom DE 6-5 260 Fr-HS
 66 Naasir Watkins OL 6-5 302 So-1L
 67 Landon Young OT 6-7 321 Jr-2L
 68 Kenneth Horsey OL 6-3 321 Fr-RS
 69 Collin Hartmann DE 6-4 281 So-Sq
 70 Darian Kinnard OL 6-5 325 So-1L
 71 Logan Stenberg OG 6-6 321 Sr-3L
 72 Sawyer Carrier C 6-5 250 Fr-HS
 73 Matthew Napier OT 6-6 332 So-Sq
 74 Ryan Bryant OG 6-5 285 Fr-HS
 75 Eli Cox OL 6-4 308 Fr-HS
 76 Jake Pope OT 6-7 293 Fr-HS
 77 Mason Wolfe OT 6-6 323 Sr-2L
 78 Nick Lewis OT 6-9 354 Fr-RS
 79 Luke Fortner OT 6-6 305 Jr-2L
 80 Brenden Bates TE 6-4 256 Fr-RS
 81 Isaiah Epps WR 6-2 191 Jr-2L
 82 Tae Tae Crumes WR 6-1 172 Fr-HS
 83 Justin Rigg TE 6-6 263 Jr-2L
 84 B.J. Alexander WR 6-3 192 Fr-RS
 85 Bryce Oliver WR 6-1 208 Fr-RS
 86* DeMarcus Harris WR 6-1 176 Fr-HS
 86* Grant McKinniss P 6-1 192 Sr-2L
 87 Nik Ognenovic TE 6-5 228 Fr-HS
 88 Keaton Upshaw TE 6-6 255 Fr-RS
 89 Allen Dailey Jr. WR 6-3 204 So-1L
 90 T.J. Carter DE 6-4 287 Sr-3L
 91 Calvin Taylor Jr. DE 6-9 311 Sr-2L
 92 Phil Hoskins DL 6-5 310 Sr-2L
 93* Max Duffy P 6-1 194 Jr-1L
 93* Qua Mahone DL 6-3 300 Fr-RS
 94* Abule Abadi-Fitzgerald DT 6-6 290 So-Sq
 94* Colin Goodfellow P 6-2 223 Jr-Sq
 95* Quinton Bohanna NG 6-4 361 Jr-2L
 95* Lance Butler K 6-1 175 Fr-HS
 96* Isaiah Gibson DL 6-3 295 Fr-HS
 96* Matt Ruffolo K 5-11 213 Jr-Sq
 97 Ben Logsdon K 6-4 186 Sr-Tr
 98 Cavon Butler DL 6-3 304 Fr-HS

Lithonia, Ga. (Stephenson)
 Jonesboro, Ga. (Jonesboro)
 Detroit, Mich. (Oak Park)
 Lake Cormorant, Miss. (Lake Cormorant)
 Versailles, Ky. (Woodford County)
 Duluth, Ga. (Peachtree Ridge)
 Louisville, Ky. (St. Xavier HS)
 Lauderhill, Fla. (Chaminade-Madonna)
 Paintsville, Ky. (Paintsville)
 Mason, Ohio (William Mason)
 Springfield, Ohio (Springfield)
 Cincinnati, Ohio (Turpin)
 Belfry, Ky. (Belfry)
 Paintsville, Ky. (Paintsville)
 Louisville, Ky. (St. Xavier)
 Louisville, Ky. (St. Xavier)
 Laurel, Md. (Our Lady of Good Counsel)
 Lexington, Ky. (Lafayette)
 Sanford, Fla. (Sanford Seminole)
 Somerset, Ky. (Somerset)
 Knoxville, Tenn. (St. Ignatius - Ohio)
 Madison, Ala. (James Clemens)
 Stanford, Ky. (Lincoln County)
 Nicholasville, Ky. (East Jessamine)
 Ashland, Ky. (Ashland Blazer)
 Nicholasville, Ky. (West Jessamine)
 Fort Lauderdale, Fla. (St. Thomas Aquinas)
 Henderson, Ky. (Henderson County)
 Jacksonville, Fla. (The Bolles School)
 Sylvania, Ohio (Sylvania Northview)
 Cincinnati, Ohio (Archbishop Moeller)
 Jenks, Okla. (Jenks)
 Louisville, Ky. (Butler)
 Springboro, Ohio (Springboro)
 Miami Gardens, Fla. (Chaminade-Madonna)
 Fort Lauderdale, Fla. (Dillard)
 Vero Beach, Fla. (Vero Beach)
 Findlay, Ohio (Findlay)
 Fort Lauderdale, Fla. (Cardinal Gibbons)
 Lima, Ohio (Lima Senior)
 Pinson, Ala. (Pinson Valley)
 Mableton, Ga. (Whitefield Academy)
 Augusta, Ga. (Augusta Christian)
 Toledo, Ohio (Highland CC/Whitmer)
 Perth, Australia (Curtin Univ./Kent Street)
 Jordan City, Ga. (Manchester)
 Lakeland, Fla. (Victory Christian Academy)
 Cleveland, Ohio (St. Ignatius)
 Cordova, Tenn. (Cordova)
 Paducah, Ky. (Paducah Tilghman)
 Springfield, Ohio (Springfield)
 Centerville, Ohio (Archbishop Alter)
 Louisville, Ky. (Centre/St. Xavier)
 Toledo, Ohio (Whitmer)

PRONUNCIATION GUIDE

Abule (**ah-BOO-lay**) Abadi (**ah-BODY**) Fitzgerald
 Tyrell Ajian (**a-jun**)
 Zac Berezowitz: Berezowitz (**BREZ-o-wits**)
 Lynn Bowden (**BO-den – long "o sound**)
 Cavon Butler (**cuh-VON**)
 Yusuf (**YOU-suf**) Corker
 Jamin (**JAY-min**) Davis
 Taj (**same as "Taj Mahal"**) Dodon
 Jalen Geiger (**GI-ger**)
 Davoan (**day-VEE-on**) Hawkins
 Patrick Henschen (**HEN-chen**)

Kolbe (**kol-bee**) Langhi (**lang-EE**)
 Qua (**quay**) Mahone
 Quandre (**QUAN-dray**) Mosley
 Nik Ognenovic (**Oh-GEN-oh-vick**)
 Davonte (**da-VON-tay**) Robinson
 Kavosiey (**kah-VAH-see-ay**) Smoke
 Drew Schlegel (**SHLAY-gul**)
 Clevan (**clea-VAN – like the van you drive**) Thomas
 Naasir (**nah-SEER**) Watkins
 Tra (**trey**) Wilkins





HEAD COACH MARK STOOPS / SEVENTH SEASON / IOWA, 1989

No. 1, Mark Stoops, Kentucky

Kentucky might have gone bowling last year [2017], but absolutely no one outside of the biggest blue die-hards could've seen what was coming ... Stoops put together a masterpiece. Ten wins, a victory over Florida for the first time since 1986, a 46-point blowout over Louisville, and a Citrus Bowl win over Penn State – it was a special coaching job.

So wrote Pete Fiutak of CollegeFootballNews.com, who put Mark Stoops atop his list of the nation's best coaching performances of the 2018 season.

Early on, one could sense that the '18 campaign could be special when Stoops' troops won at Florida -- the Wildcats' first victory over the Gators in 32 years -- resulting in UK being named the National Team of the Week by the Football Writers Association of America.

Kentucky went on to win five Southeastern Conference games, including a 28-7 win over No. 14-ranked Mississippi State and a miraculous comeback at Missouri, as Stoops posted UK's first winning SEC record in 41 years.

The regular season concluded with a 56-10 win at in-state rival Louisville, the largest margin of victory in the history of the Governor's Cup series.

A season that featured five victories considered upsets by the experts was fittingly finished with the finale -- a 27-24 triumph over favored, No. 12-ranked Penn State in the VRBO Citrus Bowl.

All totaled, the 10-3 record was Kentucky's best season since 1977 and only the third 10-win season in school history. UK was No. 11 in the final *USA Today* coaches' poll and No. 12 in the final Associated Press tabulation, the school's first appearance in the final rankings since 1984.

Stoops was well-recognized for Kentucky's breakthrough season. In addition to the No. 1 listing from CollegeFootballNews.com, he was named SEC Coach of the Year by the league coaches, Athlon Sports and The Associated Press. His name also appeared on watch lists for National Coach of the Year honors.

Stoops' individual accolades also extended to his players. Linebacker Josh Allen earned three National Defensive Player of the Year Awards and was a unanimous first-team All-American.





STOOPS AND CO. MAKING A HIT IN RECRUITING

In six seasons at the helm of the Kentucky football program, head coach Mark Stoops and his staff have been making noise on the recruiting trail. Kentucky's seven classes under Stoops have ranked in the top 50 by all four major recruiting services. Below is a look at UK's recruiting success under Stoops and Co.

Outlet	2013	2014	2015	2016	2017	2018	2019
Rivals	#29	#17	#35	#29	#26	#30	#30
ESPN	#36	#20	#43	#34	#30	#36	#36
247Sports	#41	#23	#38	#34	#29	#38	#34
Scout.com	#38	#21	#45	#39	#35	#44	#34



Offensive guard Bunchy Stallings also was a first-team All-American and running back Benny Snell earned second-team All-America while becoming UK's all-time leading rusher.

The 2018 season continued a remarkable trend – since Stoops took over as coach of the Cats in 2013, UK is the only school in the nation that has tied or improved its win total in each of the last six seasons.

That steady progression has culminated in multiple achievements:

- From 2016-18, UK won at least seven games and finished at least .500 in the Southeastern Conference each season. It's the first time UK won seven games and finished at least .500 in the league in three consecutive seasons since 1949-51.
- The Wildcats placed second in the SEC Eastern Division in 2016 and 2018, the team's best finishes since the league split into divisions in 1992.
- UK's 2016-17-18 bowl appearances are only the third time in school history that the Cats have advanced to a bowl in at least three consecutive seasons.
- UK won three road games in both 2017 and '18. It's the first time UK has won

three road games in back-to-back seasons since 1949-50.

How has Stoops accomplished all of this? The coach would tell you that there's been nothing magical about the process.

True to his blue-collar roots in Youngstown, Ohio, the methodical advancement made by Stoops' teams is a reflection of the coach's rock-steady work ethic, tireless recruiting, and ability to adapt.

Stoops' ability to adjust when necessary shone its brightest at the beginning of the 2016 season. After losing the first two games of the schedule, and seeing his starting quarterback out for the season with an injury, and seeing his defense struggle in the early stages, Stoops didn't retreat. The Wildcat coach chose determination over despair and went back to work, revising the offense for a new QB while becoming more involved in helping coach the defense.

The results? The Wildcats went 7-3 in the last 10 regular-season games, topped by a win at No. 11-ranked Louisville. Stoops was named 2016 SEC Coach of the Year runner-up by Athlon Sports. That was the beginning of a turnaround which resulted in three straight bowl games and culminated in the VRBO

Citrus Bowl victory – representing UK's first New Year's Day bowl game in 20 years.

Stoops came to Kentucky from Florida State, where he was defensive coordinator from 2010-12. He inherited a unit ranked 108th in the nation in total defense and turned it into one of the nation's best. In the 2012 season, the Seminoles were second in the nation in total defense, allowing 254.1 yards per game, and sixth nationally in scoring defense at 14.7 points per game. Playing well against the run and the pass, FSU was third in the country in rushing defense and led the nation in pass defense. FSU led the ACC in seven defensive categories. Stoops also coached the defensive backs under head coach Jimbo Fisher.

Eight Seminoles on defense earned 2012 All-ACC honors, including four first-team selections, highlighted by one of the nation's top defensive end duos in Bjoern Werner and Cornelius Carradine, who combined for 24 sacks and 31 tackles for loss. Werner was a finalist for the 2012 Bronko Nagurski Award as the National Defensive Player of the Year and was among the national leaders in sacks with 13. Stoops also coached cornerback Ronald Darby to ACC Defensive Rookie of the Year.

The Seminoles' prowess was a continuation of the 2011 season, when Stoops' defenders led the nation in fewest yards allowed per carry (2.3), ranked fourth in the nation in total defense (275 yards per game), second in rushing defense (82.7 ypg), fourth in scoring defense (15.1 points per game), and eighth in tackles for loss (8.6 per game) and quarterback sacks (3.1 per game). FSU led the ACC in eight defensive categories.

Stoops overhauled the Florida State defense in 2010, his first season as defensive coordinator. The Seminoles gave up 19.6 points per game, third-best in the ACC and 20th nationally. FSU ranked 42nd nationally in total defense that season; in contrast, the



team was 108th nationally in total defense and 94th in scoring defense in 2009, the year before Stoops' arrival. FSU improved its overall defense by more than 80 yards per game, primarily by limiting opponents to 75 fewer rushing yards per game. The Seminoles ranked third in the nation in quarterback sacks and were 21st in tackles for loss. In the secondary, Stoops coached Xavier Rhodes to ACC Defensive Rookie of the Year honors and National Defensive Freshman of the Year accolades.

During Stoops' three seasons, FSU went 10-4, 9-4 and 12-2, including wins over South Carolina in the 2010 Chick-fil-A Bowl, Notre Dame in the 2011 Champs Sports Bowl and Northern Illinois in the 2013 Orange Bowl.

Stoops was defensive coordinator and DBs coach at Arizona from 2004-09, working for his brother, Mike, who was head coach of the Wildcats. During Mark's time there, Arizona's records improved steadily, going 3-8, 3-8, 6-6, 5-7, 8-5 and 8-5. The Wildcats advanced to the Las Vegas Bowl and Holiday Bowl during the last two years. Mark and Mike are also brothers of Bob Stoops, who retired in 2017 after 18 years as the Oklahoma head coach. The eldest Stoops brother, Ron Jr., is special teams coordinator at Youngstown State.

Stoops inherited an Arizona unit that was 109th in the nation in total defense and 107th in scoring defense in 2003, the year before he arrived. By the end of his term at Arizona, the Wildcats ranked in the nation's top 25 in total defense his final two sea-

Most Wins By A Head Coach, School History

1. 60 Paul "Bear" Bryant (1946-1953)
2. 47 Fran Curci (1973-1981)
3. 41 Jerry Claiborne (1982-1989)
- 41 Blanton Collier (1954-1961)
5. 39 Rich Brooks (2003-2009)
- 39 Mark Stoops (2013-Present)**
7. 32 Harry Gamage (1927-1933)
8. 26 Bill Curry (1990-1996)

Most Wins By A Head Coach At Kroger Field

1. 32 Jerry Claiborne (1982-1989)
2. 29 Fran Curci (1973-1981)
- 29 Mark Stoops (2013-Present)**
4. 25 Rich Brooks (2003-2009)
5. 21 Bill Curry (1990-1996)

sons and ranked as high as 33rd in scoring defense.

Prior to Arizona, Stoops coached the defensive backs three years at Miami (Fla.). The 2001 national champion Hurricanes led the nation in pass efficiency defense, scoring defense and turnover margin. That team also established a school record with 27 interceptions and 45 total takeaways.

Stoops' 2002 secondary led the nation in pass defense and pass efficiency defense. Despite having to replace all four starters in the defensive backfield, the 2003 team led the nation in pass defense. In his three seasons, Miami went 35-3, including the 12-0 Rose Bowl title campaign, plus appearances in the Fiesta and Orange bowls. Ten Miami defensive backs who played at least one season under Stoops were eventually selected in the National Football League draft – seven in the first round.

STOOPS VS. ALL OPPONENTS

Opponent	Record
Alabama	0-2
Alabama State	1-0
Arkansas	1-0
Auburn	0-1
Austin Peay	1-0
Central Michigan	1-0
Charlotte	1-0
Eastern Kentucky	2-0
Eastern Michigan	2-0
Florida	1-6
Georgia	0-6
Georgia Tech	0-1
Louisiana-Lafayette	1-0
Louisiana-Monroe	1-0
Louisville	2-4
LSU	0-1
Miami (Ohio)	1-0
Middle Tennessee	1-0
Mississippi State	2-5
Missouri	4-2
Murray State	1-0
New Mexico State	1-0
Northwestern	0-1
Ohio	1-0
Ole Miss	0-1
Penn State	1-0
South Carolina	5-2
Southern Miss	1-1
Tennessee	1-5
Tennessee-Martin	1-0
Texas A&M	0-1
Toledo	1-0
Vanderbilt	4-2
Western Kentucky	0-1
Totals:	39-42

Stoops got his first experience in leading a defense as co-defensive coordinator at Houston in the 2000 season. He coached the secondary at Wyoming from 1997-99 and the Cowboys notched three straight winning





THE MARK STOOPS COACHING FILE

Year	School	Position	W-L	Bowl
1990	Iowa	Graduate Assistant	8-4	Rose
1991	Iowa	Graduate Assistant	10-1-1	Holiday
1992-95	Nordonia HS	Defensive Backs		
1996	South Florida	Defensive Backs	0-0	
1997	Wyoming	Defensive Backs	7-6	
1998	Wyoming	Defensive Backs	8-3	
1999	Wyoming	Defensive Backs	7-4	
2000	Houston	Co-Defensive Coord., Safeties	3-8	
2001	Miami (Fla.)	Defensive Backs	12-0	Rose
2002	Miami (Fla.)	Defensive Backs	12-1	Fiesta
2003	Miami (Fla.)	Defensive Backs	11-2	Orange
2004	Arizona	Defensive Coordinator, DBs	3-8	
2005	Arizona	Defensive Coordinator, DBs	3-8	
2006	Arizona	Defensive Coordinator, DBs	6-6	
2007	Arizona	Defensive Coordinator, DBs	5-7	
2008	Arizona	Defensive Coordinator, DBs	8-5	Las Vegas
2009	Arizona	Defensive Coordinator, DBs	8-5	Holiday
2010	Florida State	Defensive Coordinator, DBs	10-4	Chick-fil-A
2011	Florida State	Defensive Coordinator, DBs	9-4	Champs Sports
2012	Florida State	Defensive Coordinator, DBs	12-2	Orange
2013	Kentucky	Head Coach	2-10	
2014	Kentucky	Head Coach	5-7	
2015	Kentucky	Head Coach	5-7	
2016	Kentucky	Head Coach	7-6	TaxSlayer
2017	Kentucky	Head Coach	7-6	Music City
2018	Kentucky	Head Coach	10-3	Citrus
2019	Kentucky	Head Coach	3-3	

seasons. A highlight of his time there was a school-record 24 interceptions in the '97 season. His first full-time coaching job was in 1996 at South Florida, helping USF in the start-up of its program before the Bulls had their first kickoff in '97.

Stoops has recruited and developed numerous outstanding defensive backs, many of whom went on to National Football League careers. Among the notables are Antoine Cason and Michael Johnson at Arizona, Miami's Philip Buchanon, Kelly Jennings, Brandon Meriweather, Ed Reed, Antrel Rolle, Mike Rumph and Sean Taylor and Wyoming's Brian Lee.

Stoops was raised in Youngstown, Ohio. As did brothers Bob and Mike, Mark played in the secondary at the University of Iowa for Hall of Fame coach Hayden Fry. He participated in four bowl games as a player. Fry hired Stoops as a graduate assistant coach at Iowa in the 1990 and '91 seasons. The Hawkeyes won the 1990 Big Ten title and played in the Rose Bowl, duplicating feats Stoops also achieved as a player. Stoops went on to coach four years in high school before entering the collegiate ranks.

Mark and his wife, Chantel, have two sons, Will and Zack.



ASSISTANT COACHES



STEVE CLINKSCALE DEFENSIVE BACKS

Clinkscale has a huge rebuilding process following the departure of the top five defensive backs from last season, including all four starters. Safeties Davonte Robinson, Jordan Griffin, Tyrell Ajian and Yusuf Corker all have game experience.

2001-06	Ashland	Defensive Backs
2007	Ashland	Linebackers
2008	Western Carolina	Defensive Backs
2009	Toledo	Cornerbacks
2010-11	Toledo	Special Teams Coordinator, Cornerbacks
2012	Illinois	Cornerbacks
2013-14	Cincinnati	Defensive Backs
2015	Cincinnati	Co-Defensive Coordinator, Defensive Backs
2016-present	Kentucky	Defensive Backs



Brad White



EDDIE GRAN ASSISTANT HEAD COACH FOR OFFENSE/RUNNING BACKS

UK has had more than 2,000 rushing yards and 2,000 passing yards in all three seasons under Gran, the first time in school history that has been accomplished. However, only four starters return on the UK attack, and all-time leading rusher Benny Snell Jr. must be replaced.

1987-88	California Lutheran	Wide Receivers
1989	Southeast Missouri	Running Backs
1989	East Carolina	Graduate Assistant
1990-91	Miami (Fla.)	Graduate Assistant
1992-93	Cincinnati	Wide Receivers
1994	Idaho State	Wide Receivers
1995-98	Ole Miss	Special Teams Coordinator, Running Backs
1999-2008	Auburn	Special Teams Coordinator, Running Backs
2009	Tennessee	Special Teams Coordinator, Running Backs
2010-12	Florida State	Associate Head Coach, Offensive Coordinator, Running Backs
2013-15	Cincinnati	Offensive Coordinator, Running Backs
2016-present	Kentucky	Assistant Head Coach for Offense, Running Backs



DARIN HINSHAW CO-OFFENSIVE COORDINATOR/ QUARTERBACKS

Hinshaw has worked with Eddie Gran on an offense that has generated 2,000 rushing yards and 2,000 passing yards in three consecutive seasons, the first time in school history that has been accomplished. Under Hinshaw's guidance Terry Wilson helped lead the Wildcats to 10 wins last season, a school record for a first-year starting quarterback.

1999	Central Florida	Graduate Assistant
2000	Central Florida	Quarterbacks
2001-02	Middle Tennessee	Running Backs
2003-05	Middle Tennessee	Co-Offensive Coordinator
2006	Georgia Southern	Offensive Coordinator, Quarterbacks
2007-09	Memphis	Wide Receivers
2010-11	Tennessee	Quarterbacks
2012	Tennessee	Wide Receivers
2013-15	Cincinnati	Passing Game Coordinator, Quarterbacks
2016-present	Kentucky	Co-Offensive Coordinator, Quarterbacks



Eddie Gran



DEAN HOOD SPECIAL TEAMS COORDINATOR/ DEFENSIVE BACKS

During Hood's two seasons, UK special teams have turned in solid -- and often spectacular -- performances. Kick return ace Lynn Bowden, punter Max Duffy and kicker Chance Poore return this season. On defense, Hood will work with Steve Clinkscale to help rebuild a secondary that lost its top five players.

1987-88	Fairmont (W.Va.)	Secondary Coach
1989	Colgate	Assistant Secondary Coach
1990-93	Glennville State (W.Va.)	Defensive Coordinator/Assistant Head Coach
1994-96	Eastern Kentucky	Secondary Coach
1997-98	Eastern Kentucky	Defensive Coordinator/ Secondary Coach
1999-2000	Ohio	Secondary Coach
2001-07	Wake Forest	Defensive Coordinator/Secondary Coach
2008-15	Eastern Kentucky	Head Coach
2016	Charlotte	Assistant Head Coach/Special Teams Coordinator/Tight Ends
2017	Kentucky	Special Teams Coord./Outside Linebackers
2018-present	Kentucky	Special Teams Coord./Defensive Backs



2019 GAME NOTES



DERRICK LeBLANC

DEFENSIVE LINE

LeBlanc's maturing defensive line totaled 23.5 tackles for loss and 9.5 quarterback sacks last season, well up from 2017. A deep rotation was the strength of the unit last season, and returning for this year are noseguard Quinton Bohanna and Marquan McCall, tackle Phil Hoskins and ends Calvin Taylor Jr., T.J. Carter and Kordell Looney.

2000	LSU	Defensive Graduate Assistant/ Defensive Line
2001-04	Henderson State	Defensive Line
2005	Arkansas Tech	Defensive Line
2006-07	Missouri State	Defensive Line
2008-11	LSU	Assistant Strength & Conditioning Coord.
2012	Wyoming	Defensive Line
2013-14	Southern Miss	Defensive Line
2016	North Texas	Defensive Line
2017-present	Kentucky	Defensive Line



MICHAEL SMITH

WIDE RECEIVERS

In Smith's first year at Kentucky, he helped develop Lynn Bowden Jr. into one of the best wide receivers in the SEC. He caught 67 passes and was named All-SEC as an all-purpose player. Young receivers must emerge this season to add variety to the receiver corps.

1993	Kansas State	Student Assistant
1995-96	Kansas State	Graduate Assistant
1997-2005	Kansas State	Running Backs
2006	Rice	Running Backs
2007	Arizona	Running Backs
2008	Arizona	Inside Wide Receivers
2009-12	Kansas State	Wide Receivers
2013-17	Arkansas	Wide Receivers
2018-present	Kentucky	Wide Receivers



VINCE MARROW

ASSOCIATE HEAD COACH/TIGHT ENDS/RECRUITING COORDINATOR

For the first time since 2014, Marrow goes into the season without the services of reliable tight end C.J. Conrad. However, Marrow is excited about long-time backup Justin Rigg and talented young players Brenden Bates and Keaton Upshaw as well as freshman Nik Ogenovic.

2005-06	Berlin (NFL Europe)	Tackles, Tight Ends
2006-07	Rhein (NFL Europe)	Tackles, Tight Ends
2008	Toledo	Tight Ends
2009	Holland HS	Head Coach
2010	Omaha (United Football League)	Tight Ends
2011-12	Nebraska	Graduate Assistant / Tight Ends
2013	Kentucky	Tight Ends
2014-18	Kentucky	Tight Ends, Recruiting Coordinator
2019-present	Kentucky	Associate Head Coach/Tight Ends



JON SUMRALL

INSIDE LINEBACKERS

Jon Sumrall returned to his alma mater in 2019 to coach the inside linebackers. Sumrall inherits senior Kash Daniel who leads the unit from middle linebacker. A pair of sophomores showed great potential last season, Chris Oats and DeAndre Square, and are the starting the season making impressive plays from the weakside and as a backup to Daniel.

2005-06	Kentucky	Graduate Assistant
2007-09	San Diego	Defensive Line, Recruiting Coordinator
2010	San Diego	Co-Defensive Coordinator, Linebackers
2011	San Diego	Asst. Head Coach, Co-Defensive Coordinator, Linebackers
2012-13	Tulane	Defensive Line
2014	Tulane	Assistant Linebackers
2015-17	Troy	Special Teams Coordinator, Linebackers
2018	Ole Miss	Linebackers
2019-present	Kentucky	Inside Linebackers



JOHN SCHLARMAN

OFFENSIVE LINE

Schlarmann's line paved the way for the Wildcats to win 10 games and help Benny Snell Jr., become UK's all-time leading rusher. Three starters have departed, including All-America guard Bunchy Stallings, but senior guard Logan Stenberg, junior center Drake Jackson and junior tackle Landon Young (injured in '18) are back to lead the way.

1998-99	Bourbon County HS	Defensive Line
2000-01	Kentucky	Graduate Assistant / Offensive Line
2002	Kentucky	Graduate Assistant / Tight Ends, Offensive Line
2003-04	Campbell County HS	Head Coach
2005-06	Newport HS	Head Coach
2007-09	Troy	Offensive Line
2010-12	Troy	Offensive Line, Running Game Coordinator
2013-present	Kentucky	Offensive Line



BRAD WHITE

DEFENSIVE COORDINATOR/ OUTSIDE LINEBACKERS

White was promoted to defensive coordinator in February and faces a big challenge with only four starters returning from last season. In his first year at UK, White developed Josh Allen into UK's all-time leading pass rusher and winner of three National Defensive Player of the Year honors - Bednarik Award, Nagurski Award and Lott Trophy.

2007-08	Wake Forest	Defensive Graduate Assistant
2009	Murray State	Safeties
2010-11	Air Force	Inside Linebackers
2012-13	Indianapolis (NFL)	Defensive Quality Control
2014	Indianapolis (NFL)	Assistant Linebackers
2015-17	Indianapolis (NFL)	Outside Linebackers
2018	Kentucky	Outside Linebackers
2019	Kentucky	Defensive Coordinator/Outside Linebackers

The Automated ScoreBook
Kentucky Wildcats Game Results (as of Oct 13, 2019)
All games

Date	Opponent		Score	Overall	Conference	Time	Attend
Aug 31, 2019	TOLEDO ROCKETS	W	38-24	1-0	0-0	3:24	54610
Sep 07, 2019	EASTERN MICHIGAN	W	38-17	2-0	0-0	3:34	55240
* Sep 14, 2019	#9 FLORIDA	L	21-29	2-1	0-1	3:32	63076
* Sep 21 2019	at Mississippi State	L	13-28	2-2	0-2	3:19	54556
* Sep 28, 2019	at South Carolina	L	7-24	2-3	0-3	3:22	80828
* Oct 12, 2019	ARKANSAS	W	24-20	3-3	1-3	3:02	57060

The Automated ScoreBook
Kentucky Wildcats Overall Team Statistics (as of Oct 13, 2019)
All games

Team Statistics	UK	OPP
SCORING	141	142
Points Per Game	23.5	23.7
Points Off Turnovers	27	43
FIRST DOWNS	123	119
Rushing	60	48
Passing	52	58
Penalty	11	13
RUSHING YARDAGE	1154	1039
Yards gained rushing	1287	1176
Yards lost rushing	133	137
Rushing Attempts	229	204
Average Per Rush	5.0	5.1
Average Per Game	192.3	173.2
TDs Rushing	11	14
PASSING YARDAGE	1152	1245
Comp-Att-Int	98-185-5	110-184-5
Average Per Pass	6.2	6.8
Average Per Catch	11.8	11.3
Average Per Game	192.0	207.5
TDs Passing	7	3
TOTAL OFFENSE	2306	2284
Total Plays	414	388
Average Per Play	5.6	5.9
Average Per Game	384.3	380.7
KICK RETURNS: #-Yards	12-271	4-97
PUNT RETURNS: #-Yards	8-86	5-30
INT RETURNS: #-Yards	5-97	5-122
KICK RETURN AVERAGE	22.6	24.2
PUNT RETURN AVERAGE	10.8	6.0
INT RETURN AVERAGE	19.4	24.4
FUMBLES-LOST	12-6	7-4
PENALTIES-Yards	39-328	38-328
Average Per Game	54.7	54.7
PUNTS-Yards	26-1310	29-1342
Average Per Punt	50.4	46.3
Net punt average	47.7	40.6
KICKOFFS-Yards	28-1788	29-1837
Average Per Kick	63.9	63.3
Net kick average	39.9	39.3
TIME OF POSSESSION/Game	31:29	28:31
3RD-DOWN Conversions	30/81	34/76
3rd-Down Pct	37%	45%
4TH-DOWN Conversions	5/10	1/4
4th-Down Pct	50%	25%
SACKS BY-Yards	15-98	12-73
MISC YARDS	0	0
TOUCHDOWNS SCORED	18	18
FIELD GOALS-ATTEMPTS	5-10	6-7
ON-SIDE KICKS	0-1	0-1
RED-ZONE SCORES	(15-21) 71%	(16-20) 80%
RED-ZONE TOUCHDOWNS	(12-21) 57%	(12-20) 60%
PAT-ATTEMPTS	(18-18) 100%	(16-16) 100%
ATTENDANCE	229986	135384
Games/Avg Per Game	4/57496	2/67692
Neutral Site Games		0/0

Score by Quarters	1st	2nd	3rd	4th	OT	Total
Kentucky Wildcats	17	38	41	45	0	141
Opponents	35	33	20	54	0	142

The Automated ScoreBook
Kentucky Wildcats Overall Individual Statistics (as of Oct 13, 2019)
All games

Rushing	gp-gs	att	gain	loss	net	avg	td	lg	avg/g
Asim Rose	6-6	82	436	16	420	5.1	2	31	70.0
Kavosiey Smoke	6-0	57	338	10	328	5.8	3	40	54.7
Lynn Bowden Jr.	6-6	37	313	18	295	8.0	2	51	49.2
Chris Rodriguez Jr.	6-0	11	99	0	99	9.0	1	44	16.5
Terry Wilson	2-2	17	67	23	44	2.6	1	15	22.0
Akeem Hayes	2-0	1	2	0	2	2.0	0	2	1.0
Justin Rigg	6-5	0	0	0	0	0.0	1	0	0.0
Team	3-0	5	0	9	-9	-1.8	0	0	-3.0
Sawyer Smith	4-3	19	32	57	-25	-1.3	1	6	-6.2
Total	6	229	1287	133	1154	5.0	11	51	192.3
Opponents	6	204	1176	137	1039	5.1	14	76	173.2

Passing	gp-gs	effic	comp-att-int	pct	yds	td	lg	avg/g
Sawyer Smith	4-3	96.63	54-117-5	46.2	665	4	54	166.2
Terry Wilson	2-2	134.31	33-52-0	63.5	360	2	40	180.0
Lynn Bowden Jr.	6-6	154.19	10-15-0	66.7	117	1	32	19.5
Asim Rose	6-6	184.00	1-1-0	100.0	10	0	10	1.7
Total	6	112.36	98-185-5	53.0	1152	7	54	192.0
Opponents	6	116.57	110-184-5	59.8	1245	3	39	207.5

Receiving	gp-gs	no.	yds	avg	td	lg	avg/g
Lynn Bowden Jr.	6-6	30	348	11.6	1	39	58.0
Josh Ali	6-6	14	133	9.5	1	20	22.2
Ahmad Wagner	6-5	12	248	20.7	2	54	41.3
Asim Rose	6-6	10	67	6.7	0	13	11.2
Justin Rigg	6-5	9	107	11.9	0	31	17.8
Allen Dailey Jr.	6-1	7	75	10.7	0	17	12.5
Keaton Upshaw	6-1	6	70	11.7	1	19	11.7
Clevan Thomas Jr.	6-1	4	20	5.0	1	10	3.3
Bryce Oliver	6-0	2	40	20.0	1	32	6.7
Terry Wilson	2-2	1	32	32.0	0	32	16.0
Drew Schlegel	6-0	1	12	12.0	0	12	2.0
Chris Rodriguez Jr.	6-0	1	2	2.0	0	6	0.3
Kavosiey Smoke	6-0	1	-2	-2.0	0	0	-0.3
Total	6	98	1152	11.8	7	54	192.0
Opponents	6	110	1245	11.3	3	39	207.5

Punt Returns	no.	yds	avg	td	lg
Josh Ali	4	33	8.2	0	18
Lynn Bowden Jr.	4	53	13.2	0	29
Total	8	86	10.8	0	29
Opponents	5	30	6.0	0	26

Interceptions	no.	yds	avg	td	lg
Tyrell Ajian	1	22	22.0	0	22
DeAndre Square	1	3	3.0	0	3
Jordan Griffin	1	15	15.0	0	15
Quandre Mosely	1	39	39.0	0	39
Kash Daniel	1	18	18.0	0	18
Total	5	97	19.4	0	39
Opponents	5	122	24.4	1	72

Kick Returns	no.	yds	avg	td	lg
Lynn Bowden Jr.	8	200	25.0	0	37
Zach Johnson	2	48	24.0	0	26
Chris Rodriguez Jr.	1	20	20.0	0	20
Drew Schlegel	1	3	3.0	0	3
Total	12	271	22.6	0	37
Opponents	4	97	24.2	0	37

Fumble Returns	no.	yds	avg	td	lg
Total	0	0	0.0	0	0
Opponents	1	3	3.0	0	3

The Automated ScoreBook
Kentucky Wildcats Overall Individual Statistics (as of Oct 13, 2019)
All games

Scoring	td	fg	PAT				dpx	saf	pts
			kick	rush	rcv	pass			
Chance Poore	-	3-7	14-14	-	-	-	-	-	23
Lynn Bowden Jr.	3	-	-	-	-	-	-	-	18
Kavosiey Smoke	3	-	-	-	-	-	-	-	18
Ahmad Wagner	2	-	-	-	-	-	-	-	12
Asim Rose	2	-	-	-	-	-	-	-	12
Matt Ruffolo	-	2-3	4-4	-	-	-	-	-	10
Chris Rodriguez Jr.	1	-	-	-	-	-	-	-	6
Keaton Upshaw	1	-	-	-	-	-	-	-	6
Sawyer Smith	1	-	-	-	-	-	-	-	6
Justin Rigg	1	-	-	-	-	-	-	-	6
Josh Ali	1	-	-	-	-	-	-	-	6
Clevan Thomas Jr.	1	-	-	-	-	-	-	-	6
Bryce Oliver	1	-	-	-	-	-	-	-	6
Terry Wilson	1	-	-	-	-	-	-	-	6
Total	18	5-10	18-18	-	-	-	-	-	141
Opponents	18	6-7	16-16	0-1	-	0-1	-	-	142

Total Offense	g	plays	rush	pass	total	avg/g
Sawyer Smith	4	136	-25	665	640	160.0
Asim Rose	6	83	420	10	430	71.7
Lynn Bowden Jr.	6	52	295	117	412	68.7
Terry Wilson	2	69	44	360	404	202.0
Kavosiey Smoke	6	57	328	0	328	54.7
Chris Rodriguez Jr.	6	11	99	0	99	16.5
Akeem Hayes	2	1	2	0	2	1.0
Team	3	5	-9	0	-9	-3.0
Total	6	414	1154	1152	2306	384.3
Opponents	6	388	1039	1245	2284	380.7

Field Goals	fg	pct.	01-19	20-29	30-39	40-49	50-99	lg	blk
Chance Poore	3-7	42.9	0-0	0-1	0-1	3-5	0-0	46	0
Matt Ruffolo	2-3	66.7	0-0	1-1	0-0	0-1	1-1	50	0

Punting	no.	yds	avg	lg	tb	fc	i20	50+	blk
Max Duffy	26	1310	50.4	63	2	6	14	13	0
Total	26	1310	50.4	63	2	6	14	13	0
Opponents	29	1342	46.3	65	4	3	14	8	0

FG Sequence	Kentucky Wildcats	Opponents
Toledo Rockets	(46)	(46)
Eastern Michigan	(40),49	(24)
Florida	35	27,(32)
Mississippi State	(40),47,26,(29)	-
South Carolina	-	(26)
Arkansas	47,(50)	(28),(44)

Kickoffs	no.	yds	avg	tb	ob	retn	net	ydln
Grant McKinniss	28	1788	63.9	23	0			
Total	28	1788	63.9	23	0	24.2	39.9	25
Opponents	29	1837	63.3	17	0	22.6	39.3	25

Numbers in (parentheses) indicate field goal was made.

The Automated ScoreBook
Kentucky Wildcats Overall Individual Statistics (as of Oct 13, 2019)
All games

<u>All Purpose</u>	<u>g</u>	<u>rush</u>	<u>rcv</u>	<u>pr</u>	<u>kr</u>	<u>ir</u>	<u>total</u>	<u>avg/g</u>
Lynn Bowden Jr.	6	295	348	53	200	0	896	149.3
Asim Rose	6	420	67	0	0	0	487	81.2
Kavosiey Smoke	6	328	-2	0	0	0	326	54.3
Ahmad Wagner	6	0	248	0	0	0	248	41.3
Josh Ali	6	0	133	33	0	0	166	27.7
Chris Rodriguez	6	99	2	0	20	0	121	20.2
Justin Rigg	6	0	107	0	0	0	107	17.8
Terry Wilson	2	44	32	0	0	0	76	38.0
Allen Dailey Jr.	6	0	75	0	0	0	75	12.5
Keaton Upshaw	6	0	70	0	0	0	70	11.7
Zach Johnson	6	0	0	0	48	0	48	8.0
Bryce Oliver	6	0	40	0	0	0	40	6.7
Quandre Mosely	6	0	0	0	0	39	39	6.5
Tyrell Ajian	6	0	0	0	0	22	22	3.7
Clevan Thomas	6	0	20	0	0	0	20	3.3
Kash Daniel	6	0	0	0	0	18	18	3.0
Jordan Griffin	5	0	0	0	0	15	15	3.0
Drew Schlegel	6	0	12	0	3	0	15	2.5
DeAndre Square	6	0	0	0	0	3	3	0.5
Akeem Hayes	2	2	0	0	0	0	2	1.0
Team	3	-9	0	0	0	0	-9	-3.0
Sawyer Smith	4	-25	0	0	0	0	-25	-6.2
Total	6	1154	1152	86	271	97	2760	460.0
Opponents	6	1039	1245	30	97	122	2533	422.2

The Automated ScoreBook
Kentucky Wildcats Overall Defensive Statistics (as of Oct 13, 2019)
All games

##	Defensive Leaders	gp-gs	Tackles			tfl/yds	Sacks	Pass defense			Fumbles		blkd	
			ua	a	tot		no-yds	int-yds	brup	qbh	rcv-yds	ff	kick	saf
29	Yusuf Corker	6-6	28	12	40	.	.	.	3	1	1-0	.	.	.
17	DeAndre Square	6-6	25	15	40	3.0-16	1.5-13	1-3	1	3
56	Kash Daniel	6-5	21	12	33	4.0-6	.	1-18	3	2
26	Brandin Echols	6-4	26	5	31	1.0-5	1.0-5	.	6	.	.	1	.	.
22	Chris Oats	6-1	15	5	20
4	Joshua Paschal	6-6	12	7	19	5.0-24	1.0-10	.	1	.	.	1	.	.
31	Jamar Watson	6-4	12	5	17	5.0-23	3.5-21	.	.	6	.	1	.	.
91	Calvin Taylor Jr.	6-6	12	5	17	4.0-19	3.0-18	.	3	2	.	1	.	.
90	T.J. Carter	6-5	9	4	13	3.0-13	1.0-5	.	.	2
21	Quandre Mosely	6-2	8	5	13	.	.	1-39	1
95	Quinton Bohanna	6-6	4	8	12	1.0-3	1.0-3	.	1
15	Jordan Wright	6-0	7	5	12	2.0-16	1.0-13	.	.	1
36	Jordan Griffin	5-4	7	5	12	1.0-5	1.0-5	1-15	2
32	Jamari Brown	6-2	10	1	11	1.0-1	.	.	5	.	1-0	.	.	.
50	Marquan Mccall	6-0	4	6	10	1.0-1	.	.	1
23	Tyrell Ajian	6-2	9	1	10	.	.	1-22	1
27	Cedrick Dort Jr.	6-6	6	.	6	.	.	.	1	.	.	1	.	.
59	Kordell Looney	6-1	2	3	5	1.0-5	1.0-5	.	1	1	.	1	.	.
94	A. Abadi-Fitzgerald	6-0	.	3	3
30	Taj Dodson	3-0	3	.	3	1-0	.	.	.
25	Brett Slusher	6-0	1	1	2	1-0	.	.	.
36	M.J. Devonshire	1-0	2	.	2	.	.	.	1
37	Stanley Garner	5-0	1	.	1
93	Max Duffy	6-0	1	.	1
85	Bryce Oliver	6-0	1	.	1
8H	DeMarcus Harris	2-0	1	.	1
53	Blake Best	6-0	.	1	1
86	Grant McKinniss	6-0	1	.	1
12	Sawyer Smith	4-3	1	.	1
44	Jamin Davis	6-0	.	1	1
Total		6	229	110	339	32-137	15-98	5-97	31	18	4-0	6	.	.
Opponents		6	245	132	377	32-115	12-73	5-122	29	14	6-3	9	.	.

The Automated ScoreBook
Kentucky Wildcats Individual Season/Career Statistics (as of Oct 13, 2019)
All games

	SEASON									CAREER								
Rushing	gp	att	gain	loss	net	avg	td	lg	avg/g	gp	att	gain	loss	net	avg	td	lg	avg/g
Asim Rose	6	82	436	16	420	5.1	2	31	70.0	26	168	951	52	899	5.4	7	75	34.6
Kavosiey Smoke	6	57	338	10	328	5.8	3	40	54.7	8	61	383	10	373	6.1	4	40	46.6
Lynn Bowden Jr.	6	37	313	18	295	8.0	2	51	49.2	32	58	389	32	357	6.2	2	51	11.2
Chris Rodriguez Jr.	6	11	99	0	99	9.0	1	44	16.5	9	13	142	0	142	10.9	1	44	15.8
Terry Wilson	2	17	67	23	44	2.6	1	15	22.0	15	152	809	218	591	3.9	5	42	39.4
Akeem Hayes	2	1	2	0	2	2.0	0	2	1.0	3	1	2	0	2	2.0	0	2	0.7
Justin Rigg	6	0	0	0	0	0.0	1	0	0.0	34	0	0	0	0	0.0	1	0	0.0
Team	3	5	0	9	-9	-1.8	0	0	-3.0									
Sawyer Smith	4	19	32	57	-25	-1.3	1	6	-6.2	4	19	32	57	-25	-1.3	1	6	-6.2
Total	6	229	1287	133	1154	5.0	11	51	192.3									
Opponents	6	204	1176	137	1039	5.1	14	76	173.2									
Passing	gp	effic	comp-att-int	pct	yds	td	lg	avg/g	gp	effic	comp-att-int	pct	yds	td	lg	avg/g		
Sawyer Smith	4	96.63	54-117-5	46.2	665	4	54	166.2	4	96.63	54-117-5	46.2	665	4	54	166.2		
Terry Wilson	2	134.31	33-52-0	63.5	360	2	40	180.0	15	134.00	213-320-8	66.6	2249	13	54	149.9		
Lynn Bowden Jr.	6	154.19	10-15-0	66.7	117	1	32	19.5	32	149.28	13-20-2	65.0	209	1	36	6.5		
Asim Rose	6	184.00	1-1-0	100.0	10	0	10	1.7	26	184.00	1-1-0	100.0	10	0	10	0.4		
Total	6	112.36	98-185-5	53.0	1152	7	54	192.0										
Opponents	6	116.57	110-184-5	59.8	1245	3	39	207.5										
Receiving	gp	no.	yds	avg	td	lg	avg/g	gp	no.	yds	avg	td	lg	avg/g				
Lynn Bowden Jr.	6	30	348	11.6	1	39	58.0	32	114	1303	11.4	6	54	40.7				
Josh Ali	6	14	133	9.5	1	20	22.2	27	27	273	10.1	2	32	10.1				
Ahmad Wagner	6	12	248	20.7	2	54	41.3	17	12	248	20.7	2	54	14.6				
Asim Rose	6	10	67	6.7	0	13	11.2	26	19	150	7.9	1	31	5.8				
Justin Rigg	6	9	107	11.9	0	31	17.8	34	16	192	12.0	0	31	5.6				
Allen Dailey Jr.	6	7	75	10.7	0	17	12.5	19	9	113	12.6	1	23	5.9				
Keaton Upshaw	6	6	70	11.7	1	19	11.7	6	6	70	11.7	1	19	11.7				
Clevan Thomas Jr.	6	4	20	5.0	1	10	3.3	18	8	87	10.9	1	40	4.8				
Bryce Oliver	6	2	40	20.0	1	32	6.7	7	2	40	20.0	1	32	5.7				
Terry Wilson	2	1	32	32.0	0	32	16.0	15	2	26	13.0	0	32	1.7				
Drew Schlegel	6	1	12	12.0	0	12	2.0	17	1	12	12.0	0	12	0.7				
Chris Rodriguez Jr.	6	1	2	2.0	0	6	0.3	9	1	2	2.0	0	6	0.2				
Kavosiey Smoke	6	1	-2	-2.0	0	0	-0.3	8	1	-2	-2.0	0	0	-0.2				
Total	6	98	1152	11.8	7	54	192.0											
Opponents	6	110	1245	11.3	3	39	207.5											
Total Offense	g	plays	rush	pass	total	avg/g	g	plays	rush	pass	total	avg/g						
Sawyer Smith	4	136	-25	665	640	160.0	4	136	-25	665	640	160.0						
Asim Rose	6	83	420	10	430	71.7	26	169	899	10	909	35.0						
Lynn Bowden Jr.	6	52	295	117	412	68.7	32	78	357	209	566	17.7						
Terry Wilson	2	69	44	360	404	202.0	15	472	591	2249	2840	189.3						
Kavosiey Smoke	6	57	328	0	328	54.7	8	61	373	0	373	46.6						
Chris Rodriguez Jr.	6	11	99	0	99	16.5	9	13	142	0	142	15.8						
Akeem Hayes	2	1	2	0	2	1.0	3	1	2	0	2	0.7						
Team	3	5	-9	0	-9	-3.0												
Total	6	414	1154	1152	2306	384.3												
Opponents	6	388	1039	1245	2284	380.7												

The Automated ScoreBook
Kentucky Wildcats Individual Season/Career Statistics (as of Oct 13, 2019)
All games

Scoring	SEASON						CAREER									
	td	fg	PAT			dpx	saf	pts	td	fg	PAT			dpx	saf	pts
kick	rush	rcv	pass	kick	rush				rcv	pass						
Chance Poore	-	3-7	14-14	-	-	-	-	-	-	5-11	17-17	-	-	-	-	32
Kavosiey Smoke	3	-	-	-	-	-	-	18	4	-	-	-	-	-	-	24
Lynn Bowden Jr.	3	-	-	-	-	-	-	18	10	-	-	-	-	0-1	-	60
Asim Rose	2	-	-	-	-	-	-	12	8	-	-	-	-	-	-	48
Ahmad Wagner	2	-	-	-	-	-	-	12	2	-	-	-	-	-	-	12
Matt Ruffolo	-	2-3	4-4	-	-	-	-	10	-	2-3	4-4	-	-	-	-	10
Sawyer Smith	1	-	-	-	-	-	-	6	1	-	-	-	-	-	-	6
Bryce Oliver	1	-	-	-	-	-	-	6	1	-	-	-	-	-	-	6
Terry Wilson	1	-	-	-	-	-	-	6	5	-	-	-	-	-	-	30
Chris Rodriguez Jr.	1	-	-	-	-	-	-	6	1	-	-	-	-	-	-	6
Keaton Upshaw	1	-	-	-	-	-	-	6	1	-	-	-	-	-	-	6
Clevan Thomas Jr.	1	-	-	-	-	-	-	6	1	-	-	-	-	-	-	6
Justin Rigg	1	-	-	-	-	-	-	6	1	-	-	-	-	-	-	6
Josh Ali	1	-	-	-	-	-	-	6	2	-	-	-	-	-	-	12
Total	18	5-10	18-18	-	-	-	-	141								
Opponents	18	6-7	16-16	0-1	-	0-1	-	142								

Punt Returns	no.	yds	avg	td	lg	no.	yds	avg	td	lg
Josh Ali	4	33	8.2	0	18	4	33	8.2	0	18
Lynn Bowden Jr.	4	53	13.2	0	29	9	199	22.1	2	67
Total	8	86	10.8	0	29					
Opponents	5	30	6.0	0	26					

Kick Returns	no.	yds	avg	td	lg	no.	yds	avg	td	lg
Lynn Bowden Jr.	8	200	25.0	0	37	70	1608	23.0	0	93
Zach Johnson	2	48	24.0	0	26	4	83	20.8	0	26
Chris Rodriguez Jr.	1	20	20.0	0	20	1	20	20.0	0	20
Drew Schlegel	1	3	3.0	0	3	1	3	3.0	0	3
Total	12	271	22.6	0	37					
Opponents	4	97	24.2	0	37					

Interceptions	no.	yds	avg	td	lg	no.	yds	avg	td	lg
Kash Daniel	1	18	18.0	0	18	1	18	18.0	0	18
Tyrell Ajian	1	22	22.0	0	22	2	57	28.5	0	35
DeAndre Square	1	3	3.0	0	3	1	3	3.0	0	3
Jordan Griffin	1	15	15.0	0	15	2	17	8.5	0	15
Quandre Mosely	1	39	39.0	0	39	1	39	39.0	0	39
Total	5	97	19.4	0	39					
Opponents	5	122	24.4	1	72					

Fumble Returns	no.	yds	avg	td	lg	no.	yds	avg	td	lg
Total	0	0	0.0	0	0					
Opponents	1	3	3.0	0	3					

The Automated ScoreBook
Kentucky Wildcats Individual Season/Career Statistics (as of Oct 13, 2019)
All games

All Purpose	SEASON								CAREER							
	g	rush	rcv	pr	kr	ir	total	avg/g	g	rush	rcv	pr	kr	ir	total	avg/g
Lynn Bowden Jr.	6	295	348	53	200	0	896	149.3	32	357	1303	199	1608	0	3467	108.3
Asim Rose	6	420	67	0	0	0	487	81.2	26	899	150	0	9	0	1058	40.7
Kavosiey Smoke	6	328	-2	0	0	0	326	54.3	8	373	-2	0	0	0	371	46.4
Ahmad Wagner	6	0	248	0	0	0	248	41.3	17	0	248	0	0	0	248	14.6
Josh Ali	6	0	133	33	0	0	166	27.7	27	0	273	33	0	0	306	11.3
Chris Rodriguez	6	99	2	0	20	0	121	20.2	9	142	2	0	20	0	164	18.2
Justin Rigg	6	0	107	0	0	0	107	17.8	34	0	192	0	0	0	192	5.6
Terry Wilson	2	44	32	0	0	0	76	38.0	15	591	26	0	0	0	617	41.1
Allen Dailey Jr.	6	0	75	0	0	0	75	12.5	19	0	113	0	0	0	113	5.9
Keaton Upshaw	6	0	70	0	0	0	70	11.7	6	0	70	0	0	0	70	11.7
Zach Johnson	6	0	0	0	48	0	48	8.0	27	0	0	0	83	0	83	3.1
Bryce Oliver	6	0	40	0	0	0	40	6.7	7	0	40	0	0	0	40	5.7
Quandre Mosely	6	0	0	0	0	39	39	6.5	6	0	0	0	0	39	39	6.5
Tyrell Ajian	6	0	0	0	0	22	22	3.7	19	0	0	0	0	57	57	3.0
Clevan Thomas J	6	0	20	0	0	0	20	3.3	18	0	87	0	0	0	87	4.8
Kash Daniel	6	0	0	0	0	18	18	3.0	45	6	0	0	28	18	52	1.2
Jordan Griffin	5	0	0	0	0	15	15	3.0	38	0	0	0	0	17	17	0.4
Drew Schlegel	6	0	12	0	3	0	15	2.5	17	0	12	0	3	0	15	0.9
DeAndre Square	6	0	0	0	0	3	3	0.5	19	0	0	0	0	3	3	0.2
Akeem Hayes	2	2	0	0	0	0	2	1.0	3	2	-1	0	0	0	1	0.3
Team	3	-9	0	0	0	0	-9	-3.0								
Sawyer Smith	4	-25	0	0	0	0	-25	-6.2	4	-25	0	0	0	0	-25	-6.2
Total	6	1154	1152	86	271	97	2760	460.0								
Opponents	6	1039	1245	30	97	122	2533	422.2								

Field Goals	att	good	long	blkd	att	good	long	blkd
Chance Poore	7	3	46	0	11	5	46	1
Matt Ruffolo	3	2	50	0	3	2	50	0
Total	10	5	50	0				
Opponents	7	6	46	0				

Punting	no.	yds	avg	lg	blk	no.	yds	avg	lg	blk
Max Duffy	26	1310	50.4	63	0	86	3997	46.5	67	0
Total	26	1310	50.4	63	0					
Opponents	29	1342	46.3	65	0					

Kickoffs	no.	yds	avg	tb	ob	no.	yds	avg	tb	ob
Grant McKinniss	28	1788	63.9	23	0	94	5857	62.3	59	0
Total	28	1788	63.9	23	0					
Opponents	29	1837	63.3	17	0					

The Automated ScoreBook
Kentucky Wildcats Game Superlatives (as of Oct 13, 2019)
All games

INDIVIDUAL GAME HIGHS

Rushes	24	Lynn Bowden Jr. vs Arkansas (Oct 12, 2019)
Yards Rushing	196	Lynn Bowden Jr. vs Arkansas (Oct 12, 2019)
TD Rushes	2	Lynn Bowden Jr. vs Arkansas (Oct 12, 2019)
Long Rush	51	Lynn Bowden Jr. vs Arkansas (Oct 12, 2019)
Pass attempts	41	Sawyer Smith at Mississippi State (Sep 21 2019)
Pass completions	23	Sawyer Smith vs Florida (Sep 14, 2019)
Yards Passing	267	Sawyer Smith vs Florida (Sep 14, 2019)
TD Passes	2	Terry Wilson vs Toledo Rockets (Aug 31, 2019)
	2	Sawyer Smith vs Eastern Michigan (Sep 07, 2019)
	2	Sawyer Smith vs Florida (Sep 14, 2019)
Long Pass	54	Sawyer Smith vs Eastern Michigan (Sep 07, 2019)
Receptions	7	Lynn Bowden Jr. vs Eastern Michigan (Sep 07, 2019)
	7	Lynn Bowden Jr. vs Florida (Sep 14, 2019)
	7	Lynn Bowden Jr. at Mississippi State (Sep 21 2019)
Yards Receiving	129	Lynn Bowden Jr. at Mississippi State (Sep 21 2019)
TD Receptions	1	Josh Ali vs Toledo Rockets (Aug 31, 2019)
	1	Bryce Oliver vs Toledo Rockets (Aug 31, 2019)
	1	Lynn Bowden Jr. vs Eastern Michigan (Sep 07, 2019)
	1	Ahmad Wagner vs Eastern Michigan (Sep 07, 2019)
	1	Ahmad Wagner vs Florida (Sep 14, 2019)
	1	Keaton Upshaw vs Florida (Sep 14, 2019)
	1	Clevan Thomas Jr. vs Arkansas (Oct 12, 2019)
Long Reception	54	Ahmad Wagner vs Eastern Michigan (Sep 07, 2019)
Field Goals	1	Chance Poore vs Toledo Rockets (Aug 31, 2019)
	1	Chance Poore vs Eastern Michigan (Sep 07, 2019)
	1	Chance Poore at Mississippi State (Sep 21 2019)
	1	Matt Ruffolo at Mississippi State (Sep 21 2019)
	1	Matt Ruffolo vs Arkansas (Oct 12, 2019)
Long Field Goal	50	Matt Ruffolo vs Arkansas (Oct 12, 2019)
Punts	9	Max Duffy at South Carolina (Sep 28, 2019)
Punting Avg	54.5	Max Duffy vs Florida (Sep 14, 2019)
Long Punt	63	Max Duffy vs Florida (Sep 14, 2019)
Punts inside 20	4	Max Duffy at South Carolina (Sep 28, 2019)
Long Punt Return	29	Lynn Bowden Jr. vs Eastern Michigan (Sep 07, 2019)
Long Kickoff Return	37	Lynn Bowden Jr. vs Eastern Michigan (Sep 07, 2019)
	37	Lynn Bowden Jr. at South Carolina (Sep 28, 2019)
Tackles	11	DeAndre Square vs Toledo Rockets (Aug 31, 2019)
Sacks	2.0	Jamar Watson at South Carolina (Sep 28, 2019)
Tackles For Loss	2.0	Joshua Paschal vs Eastern Michigan (Sep 07, 2019)
	2.0	Jamar Watson at South Carolina (Sep 28, 2019)
	2.0	Kash Daniel vs Arkansas (Oct 12, 2019)
Interceptions	1	DeAndre Square vs Toledo Rockets (Aug 31, 2019)
	1	Jordan Griffin vs Eastern Michigan (Sep 07, 2019)
	1	Kash Daniel vs Eastern Michigan (Sep 07, 2019)
	1	Tyrell Ajian vs Florida (Sep 14, 2019)
	1	Quandre Mosely at Mississippi State (Sep 21 2019)

The Automated ScoreBook
Kentucky Wildcats Game Superlatives (as of Oct 13, 2019)
All games

TEAM GAME HIGHS

Rushes	54	vs Arkansas (Oct 12, 2019)
Yards Rushing	330	vs Arkansas (Oct 12, 2019)
Yards Per Rush	6.1	vs Eastern Michigan (Sep 07, 2019)
TD Rushes	3	vs Toledo Rockets (Aug 31, 2019)
	3	vs Eastern Michigan (Sep 07, 2019)
Pass attempts	42	at Mississippi State (Sep 21 2019)
Pass completions	23	vs Florida (Sep 14, 2019)
Yards Passing	267	vs Florida (Sep 14, 2019)
Yards Per Pass	9.5	vs Toledo Rockets (Aug 31, 2019)
TD Passes	2	vs Toledo Rockets (Aug 31, 2019)
	2	vs Eastern Michigan (Sep 07, 2019)
	2	vs Florida (Sep 14, 2019)
Total Plays	76	vs Florida (Sep 14, 2019)
Total Offense	461	vs Eastern Michigan (Sep 07, 2019)
Yards Per Play	6.5	vs Toledo Rockets (Aug 31, 2019)
Points	38	vs Toledo Rockets (Aug 31, 2019)
	38	vs Eastern Michigan (Sep 07, 2019)
Sacks By	4	vs Toledo Rockets (Aug 31, 2019)
First Downs	26	vs Eastern Michigan (Sep 07, 2019)
	26	vs Florida (Sep 14, 2019)
Penalties	9	vs Florida (Sep 14, 2019)
Penalty Yards	84	vs Eastern Michigan (Sep 07, 2019)
Turnovers	4	vs Florida (Sep 14, 2019)
Interceptions By	2	vs Eastern Michigan (Sep 07, 2019)
Punts	9	at South Carolina (Sep 28, 2019)
Punting Avg	54.5	vs Florida (Sep 14, 2019)
Long Punt	63	vs Florida (Sep 14, 2019)
Punts inside 20	4	at South Carolina (Sep 28, 2019)
Long Punt Return	29	vs Eastern Michigan (Sep 07, 2019)

The Automated ScoreBook
Kentucky Wildcats Game Superlatives (as of Oct 13, 2019)
All games

OPPONENT INDIVIDUAL GAME HIGHS

Rushes	26	Kylin Hill, at Mississippi State (Sep 21 2019)
Yards Rushing	134	Rakeem Boyd, vs Arkansas (Oct 12, 2019)
TD Rushes	3	Kylin Hill, at Mississippi State (Sep 21 2019)
Long Rush	76	J. Hammond, vs Florida (Sep 14, 2019)
Pass attempts	53	GLASS, Mike, vs Eastern Michigan (Sep 07, 2019)
Pass completions	34	GLASS, Mike, vs Eastern Michigan (Sep 07, 2019)
Yards Passing	337	GLASS, Mike, vs Eastern Michigan (Sep 07, 2019)
TD Passes	2	GLASS, Mike, vs Eastern Michigan (Sep 07, 2019)
Long Pass	39	M. Guadagni, vs Toledo Rockets (Aug 31, 2019)
Receptions	7	SEXTON, Mathew, vs Eastern Michigan (Sep 07, 2019)
	7	V. Jefferson, vs Florida (Sep 14, 2019)
Yards Receiving	93	V. Jefferson, vs Florida (Sep 14, 2019)
TD Receptions	1	LATU, Line, vs Eastern Michigan (Sep 07, 2019)
	1	CANNON, Bryson, vs Eastern Michigan (Sep 07, 2019)
	1	F. Swain, vs Florida (Sep 14, 2019)
Long Reception	39	Mckinley-Lewis, vs Toledo Rockets (Aug 31, 2019)
Field Goals	2	Connor Limpert, vs Arkansas (Oct 12, 2019)
Long Field Goal	46	Evan Davis, vs Toledo Rockets (Aug 31, 2019)
Punts	9	Joseph Charlton, at South Carolina (Sep 28, 2019)
Punting Avg	51.2	Joseph Charlton, at South Carolina (Sep 28, 2019)
Long Punt	65	Joseph Charlton, at South Carolina (Sep 28, 2019)
Punts inside 20	5	Joseph Charlton, at South Carolina (Sep 28, 2019)
Long Punt Return	26	Treyton Burks, vs Arkansas (Oct 12, 2019)
Long Kickoff Return	37	Ronnie Jones, vs Toledo Rockets (Aug 31, 2019)
Tackles	16	D. Reese Ii, vs Florida (Sep 14, 2019)
Sacks	3.0	D.J. Wonnum, at South Carolina (Sep 28, 2019)
Tackles For Loss	3.0	D.J. Wonnum, at South Carolina (Sep 28, 2019)
Interceptions	2	S. Davis, vs Florida (Sep 14, 2019)

The Automated ScoreBook
Kentucky Wildcats Game Superlatives (as of Oct 13, 2019)
All games

OPPONENT TEAM GAME HIGHS

Rushes	46	at South Carolina (Sep 28, 2019)
Yards Rushing	247	at South Carolina (Sep 28, 2019)
Yards Per Rush	6.1	vs Arkansas (Oct 12, 2019)
TD Rushes	3	vs Toledo Rockets (Aug 31, 2019)
	3	vs Florida (Sep 14, 2019)
	3	at Mississippi State (Sep 21 2019)
	3	at South Carolina (Sep 28, 2019)
Pass attempts	53	vs Eastern Michigan (Sep 07, 2019)
Pass completions	34	vs Eastern Michigan (Sep 07, 2019)
Yards Passing	337	vs Eastern Michigan (Sep 07, 2019)
Yards Per Pass	10.0	vs Florida (Sep 14, 2019)
TD Passes	2	vs Eastern Michigan (Sep 07, 2019)
Total Plays	75	vs Eastern Michigan (Sep 07, 2019)
Total Offense	438	vs Florida (Sep 14, 2019)
Yards Per Play	7.7	vs Florida (Sep 14, 2019)
Points	29	vs Florida (Sep 14, 2019)
Sacks By	4	at South Carolina (Sep 28, 2019)
First Downs	24	vs Eastern Michigan (Sep 07, 2019)
Penalties	11	vs Toledo Rockets (Aug 31, 2019)
Penalty Yards	80	vs Toledo Rockets (Aug 31, 2019)
Turnovers	2	vs Toledo Rockets (Aug 31, 2019)
	2	vs Eastern Michigan (Sep 07, 2019)
	2	vs Florida (Sep 14, 2019)
	2	at Mississippi State (Sep 21 2019)
Interceptions By	3	vs Florida (Sep 14, 2019)
Punts	9	at South Carolina (Sep 28, 2019)
Punting Avg	51.2	at South Carolina (Sep 28, 2019)
Long Punt	65	at South Carolina (Sep 28, 2019)
Punts inside 20	5	at South Carolina (Sep 28, 2019)
Long Punt Return	26	vs Arkansas (Oct 12, 2019)

The Automated ScoreBook
Kentucky Wildcats Team Game-by-Game (as of Oct 13, 2019)
All games

TEAM STATISTICS

Date	Opponent	Rushing				Receiving				Passing				Kick Returns				Punt Returns				tot off
		no.	yds	td	lg	no.	yds	td	lg	cmp-att-int	yds	td	lg	no.	yds	td	lg	no.	yds	td	lg	
Aug 31	TOLEDO ROCKETS	39	176	3	40	19	246	2	40	19-26-0	246	2	40	3	62	0	24	2	5	0	6	422
Sep 07	EASTERN MICHIGAN	39	239	3	32	20	222	2	54	20-36-0	222	2	54	1	37	0	37	1	29	0	29	461
Sep 14	FLORIDA	41	140	1	21	23	267	2	26	23-35-3	267	2	26	1	18	0	18	0	0	0	0	407
Sep 21 20	at Mississippi State	28	154	1	31	15	232	0	39	15-42-1	232	0	39	2	22	0	19	1	25	0	25	386
Sep 28	at South Carolina	28	115	1	44	13	97	0	26	13-34-1	97	0	26	3	84	0	37	1	9	0	9	212
Oct 12	ARKANSAS	54	330	2	51	8	88	1	31	8-12-0	88	1	31	2	48	0	26	3	18	0	18	418
Kentucky Wildcats		229	1154	11	51	98	1152	7	54	98-185-5	1152	7	54	12	271	0	37	8	86	0	29	2306
		204	1039	14	76	110	1245	3	39	110-184-5	1245	3	39	4	97	0	37	5	30	0	26	2284

Games: 6 • Avg/rush: 5.0 • Avg/catch: 11.8 • Pass effic: 112.36 • KR avg: 22.6 • PR avg: 10.8 • All purpose avg/game: 460.0 • Total offense avg/gm: 384.3

Date	Opponent	Tackles				Sacks no-yds	Fumble		Pass Defense			blkd kick	PAT Attempts			off		
		ua	a	total	tfl-yds		ff	fr-yds	int-yds	qbh	brup		kick	rush	rcv	saf	t/o	pts
Aug 31	TOLEDO ROCKETS	32	34	66	7.0-35	4.0-28	1	1-0	1-3	1	5	0	5-5	0	0	0	10	38
Sep 07	EASTERN MICHIGAN	44	8	52	5.0-28	2.0-18	1	0-0	2-33	4	5	0	5-5	0	0	0	3	38
Sep 14	FLORIDA	34	12	46	5.0-10	1.0-5	1	1-0	1-22	4	4	0	3-3	0	0	0	7	21
Sep 21	at Mississippi State	36	28	64	4.0-20	2.0-14	1	1-0	1-39	0	4	0	1-1	0	0	0	7	13
Sep 28	at South Carolina	47	16	63	4.0-20	3.0-15	1	1-0	0-0	5	6	0	1-1	0	0	0	0	7
Oct 12	ARKANSAS	36	12	48	7.0-24	3.0-18	1	0-0	0-0	4	7	0	3-3	0	0	0	0	24
Kentucky Wildcats		229	110	339	32.0-137	15.0-98	6	4-0	5-97	18	31	0	18-18	0	0	0	27	141
		245	132	377	32.0-115	12.0-73	9	6-3	5-122	14	29	0	16-16	0	0	0	43	142

Date	Opponent	Punting							Field Goals			Kickoffs						
		no.	yds	avg	long	blkd	tb	fc	50+	i20	md-att	long	blkd	no.	yds	avg	tb	ob
Aug 31	TOLEDO ROCKETS	6	324	54.0	61	0	0	1	5	2	1-1	46	0	7	451	64.4	5	0
Sep 07	EASTERN MICHIGAN	3	130	43.3	56	0	0	1	1	3	1-2	40	0	7	430	61.4	6	0
Sep 14	FLORIDA	2	109	54.5	63	0	0	1	1	2	0-1	0	0	4	260	65.0	4	0
Sep 21	at Mississippi State	3	154	51.3	56	0	2	1	2	1	2-4	40	0	4	260	65.0	4	0
Sep 28	at South Carolina	9	460	51.1	62	0	0	0	3	4	0-0	0	0	1	65	65.0	1	0
Oct 12	ARKANSAS	3	133	44.3	54	0	0	2	1	2	1-2	50	0	5	322	64.4	3	0
Kentucky Wildcats		26	1310	50.4	63	0	2	6	13	14	5-10	50	0	28	1788	63.9	23	0
		29	1342	46.3	65	0	4	3	8	14	6-7	46	0	29	1837	63.3	17	0

The Automated ScoreBook
Kentucky Wildcats Opponent Game-by-Game (as of Oct 13, 2019)
All games

OPPONENT STATISTICS

Date	Opponent	Rushing				Receiving				Passing				Kick Returns				Punt Returns				tot off
		no.	yds	td	lg	no.	yds	td	lg	cmp-att-int	yds	td	lg	no.	yds	td	lg	no.	yds	td	lg	
Aug 31	TOLEDO ROCKETS	39	181	3	21	11	166	0	39	11-25-1	166	0	39	2	59	0	37	3	6	0	5	347
Sep 07	EASTERN MICHIGAN	22	49	0	16	34	337	2	38	34-53-2	337	2	38	0	0	0	0	0	0	0	0	386
Sep 14	FLORIDA	27	138	3	76	21	300	1	32	21-30-1	300	1	32	0	0	0	0	0	0	0	0	438
Sep 21 20	at Mississippi State	40	241	3	49	17	180	0	25	17-22-1	180	0	25	0	0	0	0	0	0	0	0	421
Sep 28	at South Carolina	46	247	3	30	15	140	0	23	15-27-0	140	0	23	0	0	0	0	1	-2	0	0	387
Oct 12	ARKANSAS	30	183	2	74	12	122	0	22	12-27-0	122	0	22	2	38	0	23	1	26	0	26	305
Opponents		204	1039	14	76	110	1245	3	39	110-184-5	1245	3	39	4	97	0	37	5	30	0	26	2284
		229	1154	11	51	98	1152	7	54	98-185-5	1152	7	54	12	271	0	37	8	86	0	29	2306

Games: 6 • Avg/rush: 5.1 • Avg/catch: 11.3 • Pass effic: 116.57 • KR avg: 24.2 • PR avg: 6.0 • All purpose avg/game: 422.2 • Total offense avg/gm: 380.7

Date	Opponent	Tackles				Sacks	Fumble		Pass Defense			blkd	PAT Attempts			off		
		ua	a	total	tfl-yds	no-yds	ff	fr-yds	int-yds	qbh	brup	kick	kick	rush	rcv	saf	t/o	pts
Aug 31	TOLEDO ROCKETS	41	26	67	7.0-20	1.0-6	3	2-3	0-0	1	1	0	3-3	0	0	0	10	24
Sep 07	EASTERN MICHIGAN	46	16	62	2.0-2	2.0-2	2	1-0	0-0	0	3	0	2-2	0	0	0	0	17
Sep 14	FLORIDA	45	18	63	3.0-11	1.0-8	0	1-0	3-70	3	3	0	2-2	0	0	0	16	29
Sep 21	at Mississippi State	31	28	59	5.0-19	3.0-16	1	0-0	1-52	5	13	0	4-4	0	0	0	7	28
Sep 28	at South Carolina	36	16	52	8.0-46	4.0-34	2	1-0	1-0	5	8	0	3-3	0	0	0	7	24
Oct 12	ARKANSAS	46	28	74	7.0-17	1.0-7	1	1-0	0-0	0	1	0	2-2	0	0	0	3	20
Opponents		245	132	377	32.0-115	12.0-73	9	6-3	5-122	14	29	0	16-16	0	0	0	43	142
		229	110	339	32.0-137	15.0-98	6	4-0	5-97	18	31	0	18-18	0	0	0	27	141

Date	Opponent	Punting							Field Goals			Kickoffs						
		no.	yds	avg	long	blkd	tb	fc	50+	i20	md-att	long	blkd	no.	yds	avg	tb	ob
Aug 31	TOLEDO ROCKETS	8	339	42.4	58	0	0	2	2	4	1-1	46	0	4	250	62.5	1	0
Sep 07	EASTERN MICHIGAN	4	174	43.5	49	0	0	0	0	2	1-1	24	0	4	259	64.8	3	0
Sep 14	FLORIDA	1	44	44.0	44	0	0	0	0	1	1-2	32	0	6	387	64.5	5	0
Sep 21	at Mississippi State	3	147	49.0	50	0	2	0	1	0	0-0	0	0	5	295	59.0	3	0
Sep 28	at South Carolina	9	461	51.2	65	0	2	1	4	5	1-1	26	0	5	323	64.6	2	0
Oct 12	ARKANSAS	4	177	44.2	50	0	0	0	1	2	2-2	44	0	5	323	64.6	3	0
Opponents		29	1342	46.3	65	0	4	3	8	14	6-7	46	0	29	1837	63.3	17	0
		26	1310	50.4	63	0	2	6	13	14	5-10	50	0	28	1788	63.9	23	0

The Automated ScoreBook
Kentucky Wildcats Team Game-by-Game Comparison (as of Oct 13, 2019)
All games

Opponent	Score	First Downs				Pen	Rushing Number-Yards	Passing		Total Offense Plays-Yards	Return Yards	Turn- Overs
		Total	Rush	Pass	Comp-Att-Int			Yards				
TOLEDO ROCKETS	38 - 24	20 / 15	8 / 6	9 / 7	3 / 2	39-176 / 39-181	19-26-0 / 11-25-1	246 / 166	65-422 / 64-347	70 / 68	2 / 2	
EASTERN MICHIGAN	38 - 17	26 / 24	14 / 6	10 / 16	2 / 2	39-239 / 22-49	20-36-0 / 34-53-2	222 / 337	75-461 / 75-386	99 / 0	1 / 2	
FLORIDA	21 - 29	26 / 21	10 / 4	14 / 12	2 / 5	41-140 / 27-138	23-35-3 / 21-30-1	267 / 300	76-407 / 57-438	40 / 70	4 / 2	
Mississippi State	13 - 28	21 / 22	9 / 12	10 / 9	2 / 1	28-154 / 40-241	15-42-1 / 17-22-1	232 / 180	70-386 / 62-421	86 / 52	1 / 2	
South Carolina	7 - 24	9 / 21	4 / 14	4 / 7	1 / 0	28-115 / 46-247	13-34-1 / 15-27-0	97 / 140	62-212 / 73-387	93 / -2	2 / 1	
ARKANSAS	24 - 20	21 / 16	15 / 6	5 / 7	1 / 3	54-330 / 30-183	8-12-0 / 12-27-0	88 / 122	66-418 / 57-305	66 / 64	1 / 0	
Totals	141 - 142	123 / 119	60 / 48	52 / 58	11 / 13	229-1154 / 204-1039	98-185-5 / 110-184-5	1152 / 1245	414-2306 / 388-2284	454 / 252	11 / 9	

Opponent	3rd Down Conversions	4th Down Conversions	Time of Possession	TOP Margin	Avg Yds/Rush	Avg Yds/Pass	Avg Yds/Play	Punting Number-Avg	Penalties Number-Yards	Sacks
TOLEDO ROCKETS	3-11 / 7-16	1-1 / 0-0	30:45 / 29:15	1:30	4.5 / 4.6	9.5 / 6.6	6.5 / 5.4	6-54.0 / 8-42.4	7-61 / 11-80	4 / 1
EASTERN MICHIGAN	9-14 / 6-14	0-0 / 1-2	33:01 / 26:59	6:02	6.1 / 2.2	6.2 / 6.4	6.1 / 5.1	3-43.3 / 4-43.5	7-84 / 5-46	2 / 2
FLORIDA	8-15 / 4-8	1-2 / 0-1	34:55 / 25:05	9:50	3.4 / 5.1	7.6 / 10.0	5.4 / 7.7	2-54.5 / 1-44.0	9-79 / 7-78	1 / 1
Mississippi State	1-12 / 6-10	3-4 / 0-0	26:54 / 33:06	-6:12	5.5 / 6.0	5.5 / 8.2	5.5 / 6.8	3-51.3 / 3-49.0	5-40 / 5-45	2 / 3
South Carolina	2-15 / 5-15	0-2 / 0-0	26:10 / 33:50	-7:40	4.1 / 5.4	2.9 / 5.2	3.4 / 5.3	9-51.1 / 9-51.2	4-20 / 5-40	3 / 4
ARKANSAS	7-14 / 6-13	0-1 / 0-1	37:11 / 22:49	14:22	6.1 / 6.1	7.3 / 4.5	6.3 / 5.4	3-44.3 / 4-44.2	7-44 / 5-39	3 / 1
Totals	30-81 / 34-76	5-10 / 1-4	188:56 / 171:04	17:52	5.0 / 5.1	6.2 / 6.8	5.6 / 5.9	26-50.4 / 29-46.3	39-328 / 38-328	15 / 12

Note: Game totals are displayed in the format TEAM/OPPONENT for each category

The Automated ScoreBook
Kentucky Wildcats By-Quarter Statistics (as of Oct 13, 2019)
All games

3rd-Down Conversions

Date	Opponent	Score	Overall	1st Qtr	2nd Qtr	3rd Qtr	4th Qtr	Overtime
Aug 31, 2019	TOLEDO ROCKETS	W 38-24	3-11 27.3	1-3 33.3	0-2 0.0	0-3 0.0	2-3 66.7	
Sep 07, 2019	EASTERN MICHIGAN	W 38-17	9-14 64.3	3-4 75.0	3-6 50.0	2-2 100.0	1-2 50.0	
Sep 14, 2019	FLORIDA	L 21-29	8-15 53.3	2-3 66.7	3-4 75.0	3-4 75.0	0-4 0.0	
Sep 21 2019	at Mississippi State	L 13-28	1-12 8.3	1-3 33.3	0-3 0.0	0-1 0.0	0-5 0.0	
Sep 28, 2019	at South Carolina	L 7-24	2-15 13.3	0-4 0.0	0-2 0.0	2-6 33.3	0-3 0.0	
Oct 12, 2019	ARKANSAS	W 24-20	7-14 50.0	1-3 33.3	2-3 66.7	3-6 50.0	1-2 50.0	
Kentucky Wildcats			30-81 37.0	8-20 40.0	8-20 40.0	10-22 45.5	4-19 21.1	0-0 0.0
Opponents			34-76 44.7	11-20 55.0	9-17 52.9	5-18 27.8	9-21 42.9	0-0 0.0

4th-Down Conversions

Date	Opponent	Score	Overall	1st Qtr	2nd Qtr	3rd Qtr	4th Qtr	Overtime
Aug 31, 2019	TOLEDO ROCKETS	W 38-24	1-1 100.0	1-1 100.0	0-0 0.0	0-0 0.0	0-0 0.0	
Sep 07, 2019	EASTERN MICHIGAN	W 38-17	0-0 0.0	0-0 0.0	0-0 0.0	0-0 0.0	0-0 0.0	
Sep 14, 2019	FLORIDA	L 21-29	1-2 50.0	0-0 0.0	0-0 0.0	0-0 0.0	1-2 50.0	
Sep 21 2019	at Mississippi State	L 13-28	3-4 75.0	0-0 0.0	0-0 0.0	1-1 100.0	2-3 66.7	
Sep 28, 2019	at South Carolina	L 7-24	0-2 0.0	0-1 0.0	0-0 0.0	0-1 0.0	0-0 0.0	
Oct 12, 2019	ARKANSAS	W 24-20	0-1 0.0	0-1 0.0	0-0 0.0	0-0 0.0	0-0 0.0	
Kentucky Wildcats			5-10 50.0	1-3 33.3	0-0 0.0	1-2 50.0	3-5 60.0	0-0 0.0
Opponents			1-4 25.0	0-0 0.0	0-0 0.0	0-1 0.0	1-3 33.3	0-0 0.0

Time of Possession

Date	Opponent	Score	Overall	1st Qtr	2nd Qtr	3rd Qtr	4th Qtr	Overtime
Aug 31, 2019	TOLEDO ROCKETS	W 38-24	30:45	8:14	4:59	9:33	7:59	
Sep 07, 2019	EASTERN MICHIGAN	W 38-17	33:01	8:09	8:15	10:02	6:35	
Sep 14, 2019	FLORIDA	L 21-29	34:55	7:37	9:07	10:40	7:31	
Sep 21 2019	at Mississippi State	L 13-28	26:54	9:08	5:16	4:18	8:12	
Sep 28, 2019	at South Carolina	L 7-24	26:10	6:01	4:50	9:48	5:31	
Oct 12, 2019	ARKANSAS	W 24-20	37:11	7:52	10:04	11:15	8:00	
Kentucky Wildcats			Total	47:01	42:31	55:36	43:48	0:00
			Avg.	7:50	7:05	9:16	7:18	0:00
Opponents			Total	42:59	47:29	34:24	46:12	0:00
			Avg.	7:09	7:54	5:44	7:42	0:00

The Automated ScoreBook
Kentucky Wildcats Passing Game-by-Game (as of Oct 13, 2019)
All games

#12 Sawyer Smith	Comp	Att	Int	Pct	Yards	TD	Long	Sacked	Effic
Eastern Michigan	5	9	0	55.6	76	2	54	0-0	199.82
Florida	23	35	3	65.7	267	2	26	1-8	131.51
Mississippi State	15	41	1	36.6	232	0	39	3-16	79.24
South Carolina	11	32	1	34.4	90	0	26	4-34	51.75
TOTALS	54	117	5	46.2	665	4	54	8-58	96.63

#3 Terry Wilson	Comp	Att	Int	Pct	Yards	TD	Long	Sacked	Effic
Toledo Rockets	19	26	0	73.1	246	2	40	1-6	177.94
Eastern Michigan	14	26	0	53.8	114	0	14	2-2	90.68
TOTALS	33	52	0	63.5	360	2	40	3-8	134.31

#1 Lynn Bowden Jr.	Comp	Att	Int	Pct	Yards	TD	Long	Sacked	Effic
Eastern Michigan	1	1	0	100.0	32	0	32	0-0	368.80
Mississippi State	0	1	0	0.0	0	0	0	0-0	0.00
South Carolina	2	2	0	100.0	7	0	9	0-0	129.40
Arkansas	7	11	0	63.6	78	1	31	1-7	153.20
TOTALS	10	15	0	66.7	117	1	32	1-7	154.19

#10 Asim Rose	Comp	Att	Int	Pct	Yards	TD	Long	Sacked	Effic
Arkansas	1	1	0	100.0	10	0	10	0-0	184.00
TOTALS	1	1	0	100.0	10	0	10	0-0	184.00

The Automated ScoreBook
Kentucky Wildcats Red-Zone Results (as of Oct 13, 2019)
All games

Kentucky Wildcats Inside Opponent Red-Zone

Date	Opponent	Score	Times In RZ	Times Scored	Total Pts	Rush TDs	Pass TDs	FGs Made	Failed to score inside RZ						
									FGA	Down	Int	Fumb	Half	Game	
Aug 31, 2019	TOLEDO ROCKETS	W 38-24	3	3	21	3	2	1	0	0	0	0	0	0	0
Sep 07, 2019	EASTERN MICHIGAN	W 38-17	5	4	24	3	2	1	1	0	0	0	1	0	0
Sep 14, 2019	FLORIDA	L 21-29	4	2	14	2	1	1	0	1	0	1	0	0	0
Sep 21, 2019	at Mississippi State	L 13-28	4	2	10	1	1	0	1	2	0	0	0	0	0
Sep 28, 2019	at South Carolina	L 7-24	1	1	7	1	1	0	0	0	0	0	0	0	0
Oct 12, 2019	ARKANSAS	W 24-20	4	3	17	2	1	1	1	0	0	0	0	1	0
Totals			21	15	93	12	8	4	3	3	0	1	1	1	0
15 of 21 (71.4%)															

Opponents Inside Kentucky Wildcats Red-Zone

Date	Opponent	Score	Times In RZ	Times Scored	Total Pts	Rush TDs	Pass TDs	FGs Made	Failed to score inside RZ						
									FGA	Down	Int	Fumb	Half	Game	
Aug 31, 2019	TOLEDO ROCKETS	W 38-24	2	2	14	2	2	0	0	0	0	0	0	0	0
Sep 07, 2019	EASTERN MICHIGAN	W 38-17	3	2	10	1	0	1	1	0	0	0	0	1	0
Sep 14, 2019	FLORIDA	L 21-29	5	4	22	3	2	1	1	1	0	0	0	0	0
Sep 21, 2019	at Mississippi State	L 13-28	4	3	21	3	3	0	0	0	0	0	1	0	0
Sep 28, 2019	at South Carolina	L 7-24	3	3	17	2	2	0	1	0	0	0	0	0	0
Oct 12, 2019	ARKANSAS	W 24-20	3	2	10	1	1	0	1	0	1	0	0	0	0
Totals			20	16	94	12	10	2	4	1	1	0	1	1	0
16 of 20 (80.0%)															

The Automated ScoreBook
Kentucky Wildcats Rushing/Receiving Game-by-Game (as of Oct 13, 2019)
All games

RUSHING	No-Yds/TD	TOLEDO	EMU	UF	MS	SC	AR
Asim Rose RB	82-420/2	16-64/1	17-82/1	14-46/0	9-105/0	10-33/0	16-90/0
Kavosiey Smoke RB	57-328/3	7-78/1	11-92/1	16-81/0	10-25/1	2-7/0	11-45/0
Lynn Bowden Jr. WR	37-295/2	-	2-17/0	2-1/0	3-37/0	6-44/0	24-196/2
Chris Rodriguez RB	11-99/1	5-34/0	-	-	-	6-65/1	-
Terry Wilson QB	17-44/1	9-1/0	8-43/1	DNP	DNP	DNP	DNP
Akeem Hayes WR	1-2/0	DNP	DNP	DNP	DNP	-	1-2/0
Team	5--9/0	2--1/0	DNP	DNP	1--5/0	DNP	2--3/0
Sawyer Smith QB	19--25/1	DNP	1-5/0	9-12/1	5--8/0	4--34/0	DNP

RECEIVING	No-Yds/TD	TOLEDO	EMU	UF	MS	SC	AR
Lynn Bowden Jr. WR	30-348/1	6-77/0	7-54/1	7-70/0	7-129/0	3-18/0	-
Ahmad Wagner WR	12-248/2	3-57/0	3-71/1	3-70/1	1-15/0	2-35/0	-
Josh Ali WR	14-133/1	1-2/1	1-11/0	2-28/0	5-61/0	3-18/0	2-13/0
Justin Rigg TE	9-107/0	-	1-9/0	5-50/0	-	1-5/0	2-43/0
Allen Dailey WR	7-75/0	2-31/0	1-14/0	1-8/0	-	2-8/0	1-14/0
Keaton Upshaw TE	6-70/1	2-19/0	2-19/0	1-13/1	1-19/0	-	-
Asim Rose RB	10-67/0	3-26/0	4-12/0	2-18/0	-	1-11/0	-
Bryce Oliver WR	2-40/1	1-32/1	-	-	-	-	1-8/0
Terry Wilson QB	1-32/0	-	1-32/0	DNP	DNP	DNP	DNP
Clevan Thomas WR	4-20/1	-	-	-	1-8/0	1-2/0	2-10/1
Drew Schlegel TE	1-12/0	-	-	1-12/0	-	-	-
Chris Rodriguez RB	1-2/0	1-2/0	-	-	-	-	-
Kavosiey Smoke RB	1--2/0	-	-	1--2/0	-	-	-

The Automated ScoreBook
Kentucky Wildcats All-Purpose Yards Game-by-Game (as of Oct 13, 2019)
All games

ALL-PURPOSE YARDS	Total	TOLEDO	EMU	UF	MS	SC	AR
Lynn Bowden Jr.	896	118	137	89	210	146	196
Asim Rose	487	90	94	64	105	44	90
Kavosiey Smoke	326	78	92	79	25	7	45
Ahmad Wagner	248	57	71	70	15	35	-
Josh Ali	166	8	11	28	61	27	31
Chris Rodriguez	121	56	-	-	-	65	-
Justin Rigg	107	-	9	50	-	5	43
Terry Wilson	76	1	75	DNP	DNP	DNP	DNP
Allen Dailey	75	31	14	8	-	8	14
Keaton Upshaw	70	19	19	13	19	-	-
Zach Johnson	48	-	-	-	-	-	48
Bryce Oliver	40	32	-	-	-	-	8
Quandre Mosely	39	-	-	-	39	-	-
Tyrell Ajian	22	-	-	22	-	-	-
Clevan Thomas	20	-	-	-	8	2	10
Kash Daniel	18	-	18	-	-	-	-
Drew Schlegel	15	-	-	12	3	-	-
Jordan Griffin	15	-	15	-	-	DNP	-
DeAndre Square	3	3	-	-	-	-	-
Akeem Hayes	2	DNP	DNP	DNP	DNP	-	2
Team	-9	-1	-	-	-5	-	-3
Sawyer Smith	-25	DNP	5	12	-8	-34	DNP

The Automated ScoreBook
Kentucky Wildcats Return Stats Game-by-Game (as of Oct 13, 2019)
All games

PUNT RETURNS	No-Yds	TOLEDO	EMU	UF	MS	SC	AR
Lynn Bowden Jr.	4-53	1--1	1-29	-	1-25	-	1-0
Josh Ali	4-33	1-6	-	-	-	1-9	2-18

KICK RETURNS	No-Yds	TOLEDO	EMU	UF	MS	SC	AR
Lynn Bowden Jr.	8-200	2-42	1-37	1-18	1-19	3-84	-
Zach Johnson	2-48	-	-	-	-	-	2-48
Chris Rodriguez	1-20	1-20	-	-	-	-	-
Drew Schlegel	1-3	-	-	-	1-3	-	-

INT. RETURNS	No-Yds	TOLEDO	EMU	UF	MS	SC	AR
Tyrell Ajian	1-22	-	-	1-22	-	-	-
DeAndre Square	1-3	1-3	-	-	-	-	-
Jordan Griffin	1-15	-	1-15	-	-	DNP	-
Kash Daniel	1-18	-	1-18	-	-	-	-
Quandre Mosely	1-39	-	-	-	1-39	-	-

FUMBLE RETURNS	No-Yds	TOLEDO	EMU	UF	MS	SC	AR
-----------------------	---------------	---------------	------------	-----------	-----------	-----------	-----------

The Automated ScoreBook
Kentucky Wildcats Total Tackles Game-by-Game (as of Oct 13, 2019)
All games

Total Tackles	UA-A	Total	TOLEDO	EMU	UF	MS	SC	AR
DeAndre Square LB	25-15	40	7-4	4-1	2-4	5-4	3-1	4-1
Yusuf Corker	28-12	40	3-4	7-0	1-0	4-3	6-3	7-2
Kash Daniel LB	21-12	33	1-3	3-2	9-1	2-3	2-2	4-1
Brandin Echols DB	26-5	31	1-0	7-0	4-3	9-1	3-1	2-0
Chris Oats LB	15-5	20	3-2	1-0	-	2-3	8-0	1-0
Joshua Paschal LB	12-7	19	3-1	3-2	1-0	2-2	2-1	1-1
Calvin Taylor DE	12-5	17	2-1	-	2-3	0-1	7-0	1-0
Jamar Watson LB	12-5	17	1-1	1-0	3-0	3-2	3-1	1-1
T.J. Carter DE	9-4	13	2-0	1-1	1-0	1-0	4-2	0-1
Quandre Mosely DB	8-5	13	-	-	-	2-2	3-1	3-2
Jordan Wright LB	7-5	12	2-4	2-0	0-1	-	1-0	2-0
Jordan Griffin	7-5	12	2-4	1-0	1-0	-	DNP	3-1
Quinton Bohanna NG	4-8	12	0-2	0-1	1-0	0-4	1-1	2-0
Jamari Brown DB	10-1	11	1-1	3-0	3-0	2-0	-	1-0
Tyrell Ajian	9-1	10	-	3-0	2-0	2-0	2-1	-
Marquan Mccall DL	4-6	10	0-2	1-1	1-0	1-1	0-1	1-1
Cedrick Dort DB	6-0	6	-	2-0	-	1-0	2-0	1-0
Kordell Looney DT	2-3	5	0-1	1-0	1-0	0-2	-	-
Taj Dodson DB	3-0	3	1-0	1-0	1-0	DNP	DNP	DNP
Abule Abadi DT	0-3	3	0-1	-	-	-	0-1	0-1
M.J. Devonshire CB	2-0	2	DNP	2-0	DNP	DNP	DNP	DNP
Brett Slusher	1-1	2	0-1	-	-	-	-	1-0
Grant McKinniss	1-0	1	1-0	-	-	-	-	-
Sawyer Smith	1-0	1	DNP	-	1-0	-	-	DNP
Jamin Davis LB	0-1	1	0-1	-	-	-	-	-
Blake Best	0-1	1	0-1	-	-	-	-	-
Max Duffy	1-0	1	-	-	-	-	-	1-0
DeMarcus Harris	1-0	1	1-0	-	DNP	DNP	DNP	DNP
Bryce Oliver	1-0	1	1-0	-	-	-	-	-
Stanley Garner CB	1-0	1	-	1-0	DNP	-	-	-

The Automated ScoreBook
Kentucky Wildcats Tackle For Loss Game-by-Game (as of Oct 13, 2019)
All games

TACKLES FOR LOSS	UA-A	Total	TOLEDO	EMU	UF	MS	SC	AR
Joshua Paschal LB	5-0	5.0	1.0-10	2.0-7	-	1.0-4	-	1.0-3
Jamar Watson LB	4-2	5.0	0.5-4	-	1.0-1	0.5-1	2.0-9	1.0-8
Kash Daniel LB	4-0	4.0	1.0-2	-	1.0-2	-	-	2.0-2
Calvin Taylor DE	4-0	4.0	1.0-5	-	1.0-1	-	1.0-6	1.0-7
T.J. Carter DE	3-0	3.0	1.0-5	1.0-3	-	-	1.0-5	-
DeAndre Square LB	2-2	3.0	1.5-6	-	-	1.5-10	-	-
Jordan Wright LB	2-0	2.0	1.0-3	1.0-13	-	-	-	-
Quinton Bohanna NG	1-0	1.0	-	-	-	-	-	1.0-3
Marquan Mccall DL	1-0	1.0	-	-	1.0-1	-	-	-
Jordan Griffin	1-0	1.0	-	1.0-5	-	-	DNP	-
Jamari Brown DB	1-0	1.0	-	-	-	-	-	1.0-1
Kordell Looney DT	1-0	1.0	-	-	1.0-5	-	-	-
Brandin Echols DB	1-0	1.0	-	-	-	1.0-5	-	-

The Automated ScoreBook
Kentucky Wildcats Sacks Game-by-Game (as of Oct 13, 2019)
All games

SACKS	UA-A	Total	TOLEDO	EMU	UF	MS	SC	AR
Jamar Watson LB	3-1	3.5	0.5-4	-	-	-	2.0-9	1.0-8
Calvin Taylor DE	3-0	3.0	1.0-5	-	-	-	1.0-6	1.0-7
DeAndre Square LB	1-1	1.5	0.5-4	-	-	1.0-9	-	-
Kordell Looney DT	1-0	1.0	-	-	1.0-5	-	-	-
Jordan Griffin	1-0	1.0	-	1.0-5	-	-	DNP	-
Brandin Echols DB	1-0	1.0	-	-	-	1.0-5	-	-
Quinton Bohanna NG	1-0	1.0	-	-	-	-	-	1.0-3
T.J. Carter DE	1-0	1.0	1.0-5	-	-	-	-	-
Jordan Wright LB	1-0	1.0	-	1.0-13	-	-	-	-
Joshua Paschal LB	1-0	1.0	1.0-10	-	-	-	-	-

The Automated ScoreBook
Kentucky Wildcats Fumbles Game-by-Game (as of Oct 13, 2019)
All games

FUMBLES	No-Lost	TOLEDO	EMU	UF	MS	SC	AR
Lynn Bowden Jr. WR	4-2	1-1	1-0	-	-	1-0	1-1
Sawyer Smith QB	3-2	DNP	-	1-1	1-0	1-1	DNP
Chris Rodriguez RB	2-1	2-1	-	-	-	-	-
Josh Ali WR	1-0	-	-	-	-	-	1-0
Terry Wilson QB	1-0	1-0	-	DNP	DNP	DNP	DNP
Asim Rose RB	1-1	-	1-1	-	-	-	-

FUMBLES FORCED	Number	TOLEDO	EMU	UF	MS	SC	AR
Kordell Looney	1	-	-	1	-	-	-
Calvin Taylor	1	-	-	-	-	1	-
Jamar Watson	1	-	-	-	-	-	1
Joshua Paschal	1	1	-	-	-	-	-
Brandin Echols	1	-	-	-	1	-	-
Cedrick Dort	1	-	1	-	-	-	-

FUMBLES RECOVERED	Number	TOLEDO	EMU	UF	MS	SC	AR
Brett Slusher WR	1	-	-	-	-	1	-
Jamari Brown	1	-	-	-	1	-	-
Taj Dodson	1	-	-	1	DNP	DNP	DNP
Yusuf Corker	1	1	-	-	-	-	-

The Automated ScoreBook
Kentucky Wildcats Games Played (as of Oct 13, 2019)
All games

##	PLAYER	GP-GS	TOLEDO	EMU	UF	MS	SC	AR
1	Lynn Bowden Jr.	6/6	START	START	START	START	START	START
94	Abule Abadi	6/-	XXX	XXX	XXX	XXX	XXX	XXX
23	Tyrell Ajian	6/2	XXX	XXX	START	START	XXX	XXX
6	Josh Ali	6/6	START	START	START	START	START	START
80	Brenden Bates	6/-	XXX	XXX	XXX	XXX	XXX	XXX
53	Blake Best	6/-	XXX	XXX	XXX	XXX	XXX	XXX
95	Quinton Bohanna	6/6	START	START	START	START	START	START
32	Jamari Brown	6/2	START	START	XXX	XXX	XXX	XXX
90	T.J. Carter	6/5	START	START	START	XXX	START	START
29	Yusuf Corker	6/6	START	START	START	START	START	START
89	Allen Dailey	6/1	XXX	START	XXX	XXX	XXX	XXX
56	Kash Daniel	6/5	START	START	START	XXX	START	START
44	Jamin Davis	6/-	XXX	XXX	XXX	XXX	XXX	XXX
36	M.J. Devonshire	1/-	...	XXX
30	Taj Dodson	3/-	XXX	XXX	XXX
27	Cedrick Dort	6/6	START	START	START	START	START	START
61	Austin Dotson	3/-	XXX	XXX	XXX
11	Moses Douglass	1/-	...	XXX
93	Max Duffy	6/-	XXX	XXX	XXX	XXX	XXX	XXX
26	Brandin Echols	6/4	XXX	XXX	START	START	START	START
79	Luke Fortner	6/6	START	START	START	START	START	START
37	Stanley Garner	5/-	XXX	XXX	...	XXX	XXX	XXX
3G	Jordan Griffin	5/4	START	START	START	XXX	...	START
8H	DeMarcus Harris	2/-	XXX	XXX
55	Davoan Hawkins	4/-	XXX	XXX	...	XXX	...	XXX
19	Akeem Hayes	2/-	XXX	XXX
68	Kenneth Horsey	1/-	...	XXX
52	Drake Jackson	6/6	START	START	START	START	START	START
28	Zach Johnson	6/-	XXX	XXX	XXX	XXX	XXX	XXX
70	Darian Kinnard	6/6	START	START	START	START	START	START
78	Nick Lewis	5/-	XXX	...	XXX	XXX	XXX	XXX
59	Kordell Looney	6/1	XXX	XXX	XXX	START	XXX	XXX
50	Marquan Mccall	6/-	XXX	XXX	XXX	XXX	XXX	XXX
86	Grant McKinniss	6/-	XXX	XXX	XXX	XXX	XXX	XXX
21	Quandre Mosely	6/2	XXX	XXX	XXX	START	START	XXX
22	Chris Oats	6/1	XXX	XXX	XXX	START	XXX	XXX
85	Bryce Oliver	6/-	XXX	XXX	XXX	XXX	XXX	XXX
4	Joshua Paschal	6/6	START	START	START	START	START	START
5	Xavier Peters	2/-	XXX	XXX
1P	Chance Poore	5/-	XXX	XXX	XXX	XXX	XXX	...
83	Justin Rigg	6/5	START	XXX	START	START	START	START
24	Chris Rodriguez	6/-	XXX	XXX	XXX	XXX	XXX	XXX
10	Asim Rose	6/6	START	START	START	START	START	START
9R	Matt Ruffolo	3/-	XXX	XXX	XXX
46	Drew Schlegel	6/-	XXX	XXX	XXX	XXX	XXX	XXX
25	Brett Slusher	6/-	XXX	XXX	XXX	XXX	XXX	XXX
12	Sawyer Smith	4/3	...	XXX	START	START	START	...

NCAA Statistics

Kentucky - 2019-20 Football Ranking Summary thru games 10/12/2019

Statistic	National Rank	Conference Rank	Value	National Leader	Value	Conference Leader	Value
3rd Down Conversion Pct (130 ranked)	90	12	0.370	Ohio St.	0.559	LSU	0.551
3rd Down Conversion Pct Defense (130 ranked)	113	14	0.447	Wisconsin	0.157	Auburn	0.307
4th Down Conversion Pct (130 ranked)	66	7	0.500	5 teams tied	1.000	Alabama	0.875
4th Down Conversion Pct Defense (130 ranked)	9	2	0.250	Kansas St. Maryland North Carolina	0.000 0.000 0.000	Florida	0.167
Blocked Kicks (35 ranked)				Appalachian St. Northern Ill.	4 4	4 teams tied	2
Blocked Kicks Allowed (130 ranked)	1	1	0	64 teams tied	0	8 teams tied	0
Blocked Punts (10 ranked)				Penn St.	3	Alabama	2
Blocked Punts Allowed (129 ranked)	1	1	0	96 teams tied	0	11 teams tied	0
Completion Percentage (130 ranked)	117	14	0.530	LSU	0.778	LSU	0.778
Defensive TDs (27 ranked)				Missouri	5	Missouri	5
Fewest Penalties (130 ranked)	70	7	39	Rice Air Force	18 18	Tennessee	30
Fewest Penalties Per Game (130 ranked)	72	8	6.50	Rice Air Force	3.00 3.00	Tennessee	5.00
Fewest Penalty Yards (130 ranked)	59	6	328	Rice	147	Mississippi St.	263
Fewest Penalty Yards Per Game (130 ranked)	60	7	54.67	Rice	24.50	Mississippi St.	43.83
First Downs Defense (130 ranked)	59	7	119	TCU	62	Missouri	86
First Downs Offense (130 ranked)	77	11	123	Ohio St.	168	LSU	161
Fumbles Lost (130 ranked)	102	10	6	Oregon St. Appalachian St.	0 0	4 teams tied	2
Fumbles Recovered (121 ranked)	54	6	4	Mississippi St. UAB Illinois	10 10 10	Mississippi St.	10
Kickoff Return Defense (130 ranked)	111	11	24.25	Tennessee	9.00	Tennessee	9.00
Kickoff Returns (130 ranked)	45	5	22.58	Utah St.	32.88	LSU	28.86
Net Punting (130 ranked)	1	1	47.69	Kentucky	47.69	Kentucky	47.69
Passes Had Intercepted (130 ranked)	61	8	5	Kent St. Utah Ga. Southern	0 0 0	Alabama Ole Miss	2 2
Passes Intercepted (127 ranked)	50	10	5	San Jose St.	13	Florida	12
Passing Offense (130 ranked)	104	13	192.0	Washington St.	452.7	LSU	395.5
Passing Yards Allowed (130 ranked)	53	5	207.5	Wisconsin	129.0	Missouri	154.7
Passing Yards per Completion (130 ranked)	86	11	11.76	Air Force	22.56	Alabama	14.74
Punt Return Defense (130 ranked)	57	5	6.00	FIU	-2.29	Florida	-1.50
Punt Returns (130 ranked)	40	10	10.75	FIU	30.86	Alabama	22.21
Red Zone Defense (128 ranked)	44	9	0.800	Florida	0.471	Florida	0.471
Red Zone Offense (130 ranked)	116	13	0.714	Notre Dame Iowa LSU	1.000 1.000 1.000	LSU	1.000
Rushing Defense (130 ranked)	82	12	173.2	Wisconsin	44.7	Georgia	73.3
Rushing Offense (130 ranked)	41	6	192.3	Navy	327.2	Georgia	237.2
Sacks Allowed (130 ranked)	61	7	2.00	Air Force Boston College	0.50 0.50	Georgia	0.67
Scoring Defense (130 ranked)	50	9	23.7	Wisconsin	4.8	Georgia	12.3
Scoring Offense (130 ranked)	99	12	23.5	LSU	52.5	LSU	52.5
Tackles for Loss Allowed (130 ranked)	44	7	5.33	Hawaii Washington St.	3.00 3.00	Georgia	3.50
Team Passing Efficiency (130 ranked)	114	13	112.36	Oklahoma	207.15	LSU	207.00
Team Passing Efficiency Defense (130 ranked)	29	4	116.57	Wisconsin	75.36	Missouri	92.64
Team Sacks (129 ranked)	43	5	2.50	Ohio St.	4.67	Florida	3.71
Team Tackles for Loss (129 ranked)	89	11	5.3	South Fla.	10.3	Auburn	7.5
Time of Possession (130 ranked)	40	5	31:08	Wisconsin	37:35	Georgia	33:40
Total Defense (130 ranked)	60	9	380.7	Wisconsin	173.7	Missouri	262.7
Total Offense (130 ranked)	89	11	384.3	Oklahoma	621.7	LSU	561.0
Turnover Margin (130 ranked)	87	12	-0.33	San Jose St.	2.00	Alabama	1.33
Turnovers Gained (130 ranked)	54	9	9	San Jose St.	18	Florida	17
Turnovers Lost (129 ranked)	93	10	11	Oregon St. Appalachian St.	2 2	Alabama	4
Winning Percentage (128 ranked)	64	7	0.500	12 teams tied	1.000	LSU Alabama	1.000 1.000

Statistic	Player	National Rank	Conference Rank	Value	National Leader	Value	Conference Leader	Value
All Purpose (200 ranked)	Lynn Bowden Jr. Asim Rose	6 165	1 22	149.33 81.17	Chuba Hubbard, Oklahoma St.	193.00	Lynn Bowden Jr., Kentucky	149.33
Blocked Kicks (1 ranked)					5 players tied		2 Ale Kaho, Alabama	2
Combined Kick Returns (195 ranked)	Lynn Bowden Jr.	39	3	253	Isaiah Rodgers, Massachusetts	834	Jaylen Waddle, Alabama	267
Completion Percentage (113 ranked)					Joe Burrow, LSU	0.796	Joe Burrow, LSU	0.796
Completions Per Game (100 ranked)					Anthony Gordon, Washington St.	35.17	Joe Burrow, LSU	24.67
Field Goal Percentage (110 ranked)	Chance Poore	107	13	0.429	9 players tied	1.000	Brent Cimaglia, Tennessee	0.917
Field Goals Per Game (137 ranked)	Chance Poore	107	13	0.60	Tyler Bass, Ga. Southern	2.40	Rodrigo Blankenship, Georgia	2.00
Forced Fumbles (69 ranked)					Jake Hansen, Illinois	0.83	Tim Washington, Mississippi St.	0.40
Fumbles Recovered (44 ranked)	Jamari Brown Yusuf Corker Taj Dodson Brett Slusher	44 44 44 44	6 6 6 6	1 1 1 1	4 players tied		35 players tied	2
Interceptions Per Game (115 ranked)	Jordan Griffin	115	15	0.2	Douglas Coleman, Texas Tech	1.0	Israel Mukuamu, South Carolina	0.7
Kickoff Return TDs (2 ranked)					Jaylond Adams, Southern Miss.	2	Jerrion Ealy, Ole Miss	1
Kickoff Returns (73 ranked)	Lynn Bowden Jr.	25	1	25.0	Hassan Hall, Louisville	38.8	Lynn Bowden Jr., Kentucky	25.0
Passes Defended (37 ranked)					Samuel Womack, Toledo	2.2	Derek Stingley Jr., LSU	2.0
Passing Efficiency (113 ranked)					Joe Burrow, LSU	218.1	Joe Burrow, LSU	218.1
Passing TDs (122 ranked)	Sawyer Smith	122	13	4	Tua Tagovailoa, Alabama	27	Tua Tagovailoa, Alabama	27
Passing Yards (130 ranked)	Sawyer Smith	119	14	665	Anthony Gordon, Washington St.	2,612	Joe Burrow, LSU	2,157
Passing Yards Per Game (130 ranked)					Anthony Gordon, Washington St.	435.3	Joe Burrow, LSU	359.5
Passing Yards per Completion (113 ranked)					Sean Chambers, Wyoming	18.14	Tua Tagovailoa, Alabama	15.01
Points Responsible For (171 ranked)					Tua Tagovailoa, Alabama	174	Tua Tagovailoa, Alabama	174
Points Responsible For Per Game (187 ranked)					Tua Tagovailoa, Alabama	29.0	Tua Tagovailoa, Alabama	29.0
Punt Return TDs (1 ranked)					30 players tied		6 players tied	1
Punt Returns (55 ranked)					Jaylen Waddle, Alabama	22.3	Jaylen Waddle, Alabama	22.3
Punting (104 ranked)	Max Duffy	1	1	50.4	Max Duffy, Kentucky	50.4	Max Duffy, Kentucky	50.4
Receiving TDs (169 ranked)	Ahmad Wagner	169	24	2	Omar Bayless, Arkansas St. Ceedee Lamb, Oklahoma	10 10	Devonta Smith, Alabama	9
Receiving Yards (198 ranked)	Lynn Bowden Jr.	115	13	348	Omar Bayless, Arkansas St.	843	Justin Jefferson, LSU	670
Receiving Yards Per Game (199 ranked)	Lynn Bowden Jr.	111	13	58.0	Omar Bayless, Arkansas St.	140.5	Ja'Marr Chase, LSU	115.6
Receptions Per Game (198 ranked)	Lynn Bowden Jr.	60	10	5.0	Devin Duvernay, Texas	8.8	Jerry Jeudy, Alabama	7.0
Rush Yards Per Carry (155 ranked)	Asim Rose	65	9	5.12	Trey Ragas, Louisiana	9.08	D'Andre Swift, Georgia	6.44
Rushing TDs (120 ranked)	Kavosiey Smoke	120	13	3	Jonathan Taylor, Wisconsin	14	Clyde Edwards-Helaire, LSU Larry Rountree, Missouri Ja'Tarvious Whitlow, Auburn	7 7 7
Rushing Yards (199 ranked)	Asim Rose Kavosiey Smoke Lynn Bowden Jr.	76 131 157	12 16 19	420 328 295	Chuba Hubbard, Oklahoma St.	1,094	Rakeem Boyd, Arkansas	617
Rushing Yards Per Game (200 ranked)	Asim Rose Kavosiey Smoke Lynn Bowden Jr.	80 139 155	11 15 18	70.0 54.7 49.2	Chuba Hubbard, Oklahoma St.	182.3	Rakeem Boyd, Arkansas	102.8
Sacks (98 ranked)	Jamar Watson Calvin Taylor Jr.	67 98	6 11	0.58 0.50	Curtis Weaver, Boise St.	1.50	Javon Kinlaw, South Carolina	0.83
Scoring (186 ranked)					Jonathan Taylor, Wisconsin	18.0	Rodrigo Blankenship, Georgia	10.5
Solo Tackles (44 ranked)					David Woodward, Utah St.	8.6	Cale Garrett, Missouri	5.8
Tackles For Loss (43 ranked)					DeAngelo Malone, Western Ky.	2.3		
Total Interceptions (30 ranked)					Douglas Coleman, Texas Tech	6	Israel Mukuamu, South Carolina	4
Total Offense (200 ranked)	Asim Rose	198	23	71.7	Anthony Gordon, Washington St.	442.3	Joe Burrow, LSU	377.0
Total Points Scored (130 ranked)					Jonathan Taylor, Wisconsin	108	Rodrigo Blankenship, Georgia	63
Total Tackles (481 ranked)	Yusuf Corker DeAndre Square Kash Daniel Brandin Echols	176 176 339 381	14 14 31 34	6.7 6.7 5.5 5.2	David Woodward, Utah St.	14.2	Cale Garrett, Missouri	8.6
Total Touchdowns (143 ranked)					Jonathan Taylor, Wisconsin	18	Devonta Smith, Alabama	9
Yards per Pass Attempt (113 ranked)					Jalen Hurts, Oklahoma	12.83	Joe Burrow, LSU	11.60
Yards per Reception (200 ranked)	Ahmad Wagner	20	3	20.67	Quez Watkins, Southern Miss.	26.40	Henry Ruggs III, Alabama	21.89



2019 DEPTH CHART (10/14)

OFFENSE

Left Tackle

67 Landon Young, 6-7, 321, Jr-2L
66 Naasir Watkins, 6-5, 302, So-1L

Left Guard

71 Logan Stenberg, 6-6, 321, Sr-3L
68 Kenneth Horsey, 6-3, 321, Fr-RS

Center

52 Drake Jackson, 6-2, 312, Jr-2L
60 Quintin Wilson, 6-1, 302, Fr-RS

Right Guard

79 Luke Fortner, 6-6, 305, Jr-2L
77 Mason Wolfe, 6-6, 323, Sr-2L

Right Tackle

70 Darian Kinnard, 6-5, 325, So-1L
66 Naasir Watkins, 6-5, 302, So-1L

Tight End

83 Justin Rigg, 6-6, 263, Jr-2L
88 Keaton Upshaw, 6-6, 255, Fr-RS

Wide Receiver (X)

14 Ahmad Wagner, 6-5, 237, Sr-1L
86 DeMarcus Harris, 6-1, 176, Fr-HS

Wide Receiver (Y)

89 Allen Dailey Jr., 6-3, 204, So-1L
18 Clevan Thomas Jr., 5-11, 213, So-1L

Wide Receiver (F)

1 Lynn Bowden Jr., 6-1, 206, Jr-2L
18 Clevan Thomas Jr., 5-11, 213, So-1L

Wide Receiver (Z)

6 Josh Ali, 6-0, 193, Jr-2L
85 Bryce Oliver, 6-1, 208, Fr-RS

Quarterback

1 Lynn Bowden Jr., 6-1, 206, Jr-2L
or 12 Sawyer Smith, 6-3, 219, Jr-Tr
17 Walker Wood, 6-0, 191, So-Sq

Running Back

10 A.J. Rose, 6-1, 218, Jr-2L
20 Kavosiey Smoke, 5-9, 220, Fr-RS
or 24 Christopher Rodriguez Jr., 5-11, 224, Fr-RS

SPECIALISTS

Kicker

12 Chance Poore, 6-2, 223, Fr-RS
96 Matt Ruffolo, 5-11, 213, Jr-Sq

Punter

93 Max Duffy, 6-1, 194, Jr-1L
86 Grant McKinniss, 6-1, 192, Sr-2L

Long Snapper

53 Blake Best, 6-1, 221, Sr-3L
51 Cade Degraw, 5-11, 209, Fr-HS

Punt Return

1 Lynn Bowden Jr., 6-1, 206, Jr-2L

Kickoff Return

1 Lynn Bowden Jr., 6-1, 206, Jr-2L

Holder

86 Grant McKinniss, 6-1, 192, Sr-2L
93 Max Duffy, 6-1, 194, Jr-1L

DEFENSE

Strongside Linebacker

31 Jamar "Boogie" Watson, 6-3, 224, Jr-2L
6 Jared Casey, 6-3, 224, Fr-HS

Defensive Tackle

91 Calvin Taylor Jr., 6-9, 300, Sr-2L
94 Abule Abadi-Fitzgerald, 6-6, 290, So-Sq

Nose Guard

95 Quinton Bohanna, 6-4, 361, Jr-2L
50 Marquan McCall, 6-3, 371, So-1L

Defensive End

90 T.J. Carter, 6-4, 287, Sr-3L
59 Kordell Looney, 6-3, 292, Jr-2L

Defensive End/Outside Linebacker

4 Josh Paschal, 6-3, 284, So-2L
15 Jordan Wright, 6-5, 238, So-1L

Middle Linebacker

56 Kash Daniel, 6-1, 226, Sr-3L
22 Chris Oats, 6-3, 231, So-1L

Weakside Linebacker

17 DeAndre Square, 6-1, 217, So-1L
44 Jamin Davis, 6-4, 228, So-1L

Nickelback

3 Jordan Griffin, 6-0, 197, Sr-3L
23 Tyrell Aijan, 6-0, 195, So-1L

Cornerback

27 Cedrick Dort Jr., 5-11, 182, So-1L
32 Jamari Brown, 6-1, 196, Fr-RS

Cornerback

26 Brandin Echols, 5-11, 178, Jr-JC
36 M.J. Devonshire Jr., 5-11, 175, Fr-HS

Strong Safety

3 Jordan Griffin, 6-0, 197, Sr-3L
or 21 Quandre Mosely, 6-2, 193, Jr-JC

Free Safety

29 Yusuf Corker, 6-0, 195, So-1L
30 Taj Dodson, 6-1, 192, Fr-HS