

MOUNT ST. MARY'S MOUNTAINEERS

2019-20 Men's Basketball Game Notes



MOUNT ST. MARY'S		#9 KENTUCKY	
Overall	NEC	Overall	SEC
1-4	0-0	Record	3-1
1-0	0-0	Home	2-1
0-4	0-0	Away	0-0
0-0	0-0	Neutral	1-0
260	-	KenPom	5

2019-20 Schedule/Results

Date	Opponent (TV)	Time/Result
Nov. 6	at Georgetown (CBSSN)	L, 68-81
Nov. 9	GETTYSBURG	W, 75-58
Nov. 12	at No. 20 Washington (Pac12)	L, 46-56
Nov. 15	at Lamar^	L, 61-76
Nov. 20	at UAB^	L, 51-58
Nov. 22	at Kentucky^ (SEC)	7:00 pm
Nov. 26	UTAH VALLEY^	7:00 pm
Nov. 30	at Howard	4:00 pm
Dec. 3	at Grand Canyon	9:00 pm
Dec. 7	LOYOLA	4:00 pm
Dec. 17	AMERICAN	7:00 pm
Dec. 20	at Navy	1:00 pm
Dec. 27	COPPIN STATE	7:00 pm
Jan. 2	WAGNER*	7:00 pm
Jan. 4	LONG ISLAND* (CBSSN)	2:00 pm
Jan. 9	at Merrimack*	7:00 pm
Jan. 11	at Bryant*	4:00 pm
Jan. 18	CENTRAL CONNECTICUT*	4:00 pm
Jan. 20	ST. FRANCIS BROOKLYN*	7:00 pm
Jan. 25	BRYANT*	5:00 pm
Jan. 30	at Sacred Heart*	12:00 pm
Feb. 1	at Fairleigh Dickinson*	3:30 pm
Feb. 6	at Long Island*	7:00 pm
Feb. 8	at St. Francis Brooklyn*	4:00 pm
Feb. 13	ROBERT MORRIS* (ESPN3; MASN)	7:00 pm
Feb. 15	SAINT FRANCIS U*	4:00 pm
Feb. 18	at Wagner*	7:00 pm
Feb. 21	at Robert Morris*	7:00 pm
Feb. 23	MERRIMACK*	3:00 pm
Feb. 27	at Saint Francis U*	7:00 pm
Feb. 29	FAIRLEIGH DICKINSON*	4:00 pm

Mar. 4	NEC Quarterfinals (at higher seed)
Mar. 7	NEC Semifinals (at higher seed)
Mar. 10	NEC Championship Game (at higher seed)

HOME GAMES IN CAPS
 MASN - Mid-Atlantic Sports
 CBSSN - CBS Sports Network
 ^ - BBN Showcase
 * - Northeast Conference Game
 ESPN3 - ESPN 3 game
 BTN - Big Ten Network
 ! - NEC Tournament Game
 SEC - SEC Network Extra
 PAC12 - Pac 12 Networks

#MOUNTMAYHEM

MOUNT STORYLINES

► The Mountaineers lost at UAB, 58-51, on Wednesday night to fall to 1-4 on the season. In a hard-fought defensive battle, the Mount's Damian Chong Qui converted back-to-back buckets to tie the score at 51-51. UAB's Jalen Benjamin broke the tie with a three-pointer with 1:45 left, and then hit 4-of-4 at the line in the final 29 seconds to complete the scoring. Jalen Gibbs led the Mount with 15 points while Nana Opoku chipped in 13. Malik Jefferson notched his second double-double of the year with 10 points and 11 boards. The Mount held UAB to 34.4 percent shooting in the game.

► The Mountaineers are 0-1 all-time against Kentucky. The only meeting between the two teams came in the First Round of the 1995 NCAA Tournament with the Wildcats posting a 113-67 victory on March 16 at the Pyramid in Memphis, Tenn. Tony Delk led Kentucky with 20 points while Walter McCarty added 17 points and 11 rebounds. Chris McGuthrie led the Mount with 20 points while Riley Inge chipped in 15 points and eight assists.






► The Mountaineers are 0-3 all-time against teams from the Southeastern Conference. The Mount lost to Auburn (89-83) in its second-ever NCAA Division I game on Nov. 26, 1988, fell to Kentucky in the 1995 NCAA Tournament (113-67) and lost at Arkansas on Nov. 28, 2016 (89-76).

► Mount St. Mary's was picked to finish in seventh place in the annual Northeast Conference Preseason Coaches Poll. Long Island has been tabbed as the preseason NEC favorites, followed by Sacred Heart, Saint Francis U, Fairleigh Dickinson, Robert Morris, Bryant, Mount St. Mary's, St. Francis Brooklyn, Wagner, Central Connecticut and Merrimack.

TRENDING

► The Mountaineers are holding opponents to 65.8 points per game this season, including holding three of the past four opponents under 60 points. The Mount held UAB to 34.4 percent shooting on Wednesday, and is holding opponents this season to 42.1 percent from the field.

MOUNT ST. MARY'S PROBABLE STARTERS

	0 VADO MORSE Guard So. 6-0 167 Suitland, Md. Bullis School	Points 12.2	Rebounds 4.0/3.2	Assists 2.4	Minutes 31.3
Last Game: Had two points on 1-of-9 shooting in 19 minutes of action at UAB		Note: Named the 2019 Northeast Conference Rookie of the Year			
	2 JALEN GIBBS Guard Jr. 6-3 180 Indian Head, Md. North Point	Points 15.0	Rebounds 2.7	Assists 2.0	Minutes 30.7
Last Game: Scored team-high 15 points on 6-of-12 shooting in 58-51 loss at UAB.		Note: Returned to the lineup at UAB after missing the previous two games due to ankle injury.			
	15 DAMIAN CHONG QUI Guard So. 5-8 145 Baltimore, Md. McDonough	Points 7.8	Rebounds 3.2	Assists 3.0	Minutes 32.2
Last Game: Had seven points and six assists in 37 minutes of action at UAB.		Note: Has a 2.14-to-1 assist-to-turnover ratio this season.			
	22 NANA OPOKU Forward So.-R. 6-9 210 Woodbridge, Va. Potomac	Points 8.6	Rebounds 4.4	Blocks 0.6	Minutes 22.7
Last Game: Recorded 13 points and four rebounds at UAB on Wednesday night.		Note: Shooting 61.5 percent (16-of-26) from the field this season.			
	42 MALIK JEFFERSON Forward So. 6-9 230 Hopewell, Va. Hopewell	Points 8.4	Rebounds 8.8	Blocks 0.4	Minutes 26.2
Last Game: Posted second double-double of season with 10 points and 11 boards at UAB.		Note: Has grabbed 10 or more rebounds in three of the Mount's past four contests.			

GAMEDAY INFO

Game No.	6
Date	Friday, November 22, 2019
Tip Time	7:00 p.m.
Location	Lexington, Ky.
Arena	Rupp Arena
Capacity	23,500
Watch	SEC Network
Talent	Mike Morgan and Jon Surdold

SERIES INFO

Series	Kentucky leads, 1-0
Last Mount Win	--
Last Kentucky Win	Kentucky 113, Mount 67 (3-16-95)
at Mount	0-0
at Kentucky	0-0
at Neutral Site	0-1

BY THE NUMBERS

Category	Mount	Kentucky
Record	1-4	3-1
Streak	L3	W1
Scoring Offense	60.2	76.5
Scoring Margin	-5.6	+13.5
Field Goal Pct.	.404	.439
Field Goal Pct. Defense	.421	.357
3-Point Pct.	.281	.213
3-Point Pct. Defense	.333	.275
Free Throw Pct.	.620	.789
Rebound Margin	-3.2	+11.3
Assists per Game	9.8	10.8
Turnovers per Game	14.4	13.8
Turnover Margin	-1.2	+0.8
Steals per Game	6.4	5.0
Blocks per Game	2.6	3.3

NCAA TOURNAMENT 1995, 1999, 2008, 2014, 2017

2019-20 MOUNT BASKETBALL ROSTER

No.	Name	Pos.	Ht./Wt.	Cl.	Hometown/High School
0	Vado Morse	G	6-0/167	So.	Suitland, Md./Bullis School
1	Dee Barnes	G	6-4/180	So.	California, Md./Great Mills
2	Jalen Gibbs	G	6-3/185	Jr.	Indian Head, Md./North Point
3	Matt Becht	G	6-2/175	Fr.-R	Vienna, Va./Bishop O'Connell
5	Ayan Teel	G	5-9/160	Fr.	Bowie, Md./Bishop O'Connell (Va.)
11	Naim Miller	G	6-4/205	Fr.	Pittsburgh, Pa./First Love Christian Academy
12	Odri Dedolli	G	6-4/185	Jr.	Tirana, Albania/Montverde Academy (Fla.)
13	Omar Habwe	F	6-6/225	Jr.	Lexington, Va./St. James School (Md.)
15	Damian Chong Qui	G	5-8/145	So.	Baltimore, Md./McDonough
21	Chidozie Collin Nnamane	F	6-9/210	So.	Enugu State, Nigeria/St. Albans (D.C.)
22	Nana Opoku	F	6-9/210	So.-R	Woodbridge, Va./Potomac
23	Brandon Leftwich	G	6-3/183	Jr.-R	Brooklyn, N.Y./Xaverian
34	Jalen Jefferson	F	6-7/200	So.	Hopewell, Va./Hopewell
42	Malik Jefferson	F	6-9/230	So.	Hopewell, Va./Hopewell

COACHING STAFF

Head Coach: Dan Engelstad (St. Mary's '07, 2nd Season)
 Associate Head Coach: Will Holland (Mount St. Mary's '10, 4th Season)
 Assistant Coach: Xavier Joyner (Husson '95, 2nd Season)
 Assistant Coach: Matt Miller (St. Mary's '05, 2nd Season)
 Dir. of Basketball Ops: Matt Graves (Belmont Abbey '12, 1st Season)
 Graduate Assistant: AJ Rawlings (West Virginia '19, 1st Season)
 Strength & Conditioning Coach: Brendan O'Leary (5th Season)
 Athletic Trainer: Mark Myers (4th Season)

PRONUNCIATION GUIDE

Matt Becht	Beck-t
Damian Chong Qui	Qwee
Odri Dedolli	OH-dree da-DOLF-ee
Dan Engelstad	ENG-guhl-stadd
Omar Habwe	hobb-way
Naim Miller	NYE-eem
Vado Morse	Vah-doe
Chidozie Collin Nnamane	Chi-DOE-zee-ay NOM-in-ay
Nana Opoku	oh-POE-koo
Ayan Teel	EYE-an

2019-20 RADIO/TV CHART



0 VADO MORSE
G, 6-0, 167, Sophomore
Suitland, Md.



1 DEE BARNES
G, 6-4, 180, Sophomore
California, Md.



2 JALEN GIBBS
G, 6-3, 185, Junior
Indian Head, Md.



3 MATT BECHT
G, 6-2, 175, Freshman-R
Vienna, Va.



5 AYAN TEEL
G, 5-9, 160, Freshman
Bowie, Md.



11 NAIM MILLER
G, 6-4, 205, Freshman
Pittsburgh, Pa.



12 ODRI DEDOLLI
G, 6-4, 185, Junior
Tirana, Albania



13 OMAR HABWE
F, 6-6, 225, Junior
Lexington, Va.



15 DAMIAN CHONG QUI
G, 5-8, 145, Sophomore
Baltimore, Md.



21 CHIDOZIE NNAMANE
F, 6-9, 210, Sophomore
Enugu State, Nigeria



22 NANA OPOKU
F, 6-9, 210, Sophomore-R
Woodbridge, Va.



23 BRANDON LEFTWICH
G, 6-3, 183, Junior-R
Brooklyn, N.Y.



34 JALEN JEFFERSON
F, 6-7, 200, Sophomore
Hopewell, Va.



42 MALIK JEFFERSON
F, 6-9, 230, Sophomore
Hopewell, Va.



HC DAN ENGELSTAD
2nd Season
St. Mary's (Md.) '07

NCAA TOURNAMENT 1995, 1999, 2008, 2014, 2017



MOUNT ST. MARY'S ATHLETIC COMMUNICATIONS

Mark Vandergrift, Assistant AD for Communications/Men's Basketball Contact
Email: vandergrift@msmary.edu O: 301.447.5384 C: 717.357.3326

16300 Old Emmitsburg Rd.
Emmitsburg, MD 21727

UNIVERSITY INFORMATION

Mount St. Mary's University
Emmitsburg, Md.

Founded1808
Enrollment.....2,166
Nickname.....Mountaineers, The Mount
School Colors.....Blue and White
Affiliation.....NCAA Division I
Conference.....Northeast
Interim President.....Dr. Timothy Trainor
Director of Athletics.....Lynne Robinson
Athletic Dept. Phone.....301-447-5296
Ticket Office Phone.....301-447-5700
Website.....www.mountathletics.com

HEAD COACH - DAN ENGELSTAD

Seasons.....7th Season Overall/2nd Season at MSM
Overall Record.....114-60
Record at MSM.....10-26
NEC Record.....6-12
NEC Tournament Record.....0-0

KNOTT ARENA

OpenedNov. 28, 1987
Season.....31st
Capacity.....3,121
Student Section.....Mount Maniacs
Record at Knott Arena.....246-158 (.609)
Engelstad's Record at Knott Arena.....5-9 (.357)

ALL-TIME RECORD

- ▶ 111th season of basketball
- ▶ Years: 1908 to present
- ▶ Overall Record: 1526-1125 (.576)
- ▶ NEC Record: 272-264 (.507)
- ▶ NCAA Division I Tournament Record: 2-5
- ▶ NEC Tournament Record: 2-17

NEC REGULAR SEASON TITLES

1996, 2017

NEC TOURNAMENT TITLES

1995, 1999, 2008, 2014, 2017

NCAA TOURNAMENT HISTORY

Division I

Appearances (5): 1995, 1999, 2008, 2014, 2017

Division II

Appearances (14): 1957, 1961, 1962, 1963, 1967, 1969, 1970,

1979, 1980, 1981, 1982, 1985, 1986, 1987

Final Four (5): 1957, 1961, 1962, 1981, 1985

National Championship (1): 1962

NIT TOURNAMENT HISTORY

Appearances (1): 1996

▶ MOUNT ST. MARY'S UPDATE

- ◆ The Mountaineers lost at UAB, 58-51, in a defensive battle on Wednesday night at Bartow Arena in Birmingham, Ala. The Mount trailed 27-25 at the half, but built a four-point lead (43-39) with just over nine minutes remaining. UAB fought back to take a 51-47 advantage, but the Mount's Damian Chong Qui connected on back-to-back buckets to even the score at 51-51 with 3:12 left. UAB took the lead on a Jalen Benjamin three-pointer with 1:45 left, and Benjamin sealed the win with four free throws in the final 29 seconds.
- ◆ The Mount held UAB to 34.4 percent shooting in the game, including 4-of-17 (.235) from three-point range. Jalen Gibbs returned to the lineup after missing a pair of games due to an ankle injury to lead the Mount with 15 points. Nana Opoku chipped in 13 points while Malik Jefferson notched a double-double with 10 points and 11 boards.
- ◆ The Mount is averaging 60.2 points per game this season while allowing 65.8.

▶ ABOUT THE WILDCATS

- ◆ Kentucky enters the game ninth in the county with a 3-1 record this season. The Wildcats opened the year with a 69-62 victory over No. 1 Michigan State. Kentucky is coming off an 82-74 win over Utah Valley on Monday. The lone loss of the season for the Wildcats was a 67-64 loss to Evansville at Rupp Arena.
- ◆ Tyrese Maxey leads Kentucky in scoring at 16.0 points per game while three others are also in double figures: Immanuel Quickley (14.0), Nick Richards (13.8) and Ashton Hagans (12.8).
- ◆ Kentuck is holding opponents to 63.0 points per game, 35.7 percent overall shooting, and 27.5 percent shooting from three-point range. On offense, Kentucky has struggled from three-point range, converting just 13-of-61 (.213) from beyond the arc over the first four games.

▶ THE MOUNT vs. the SOUTHEASTERN CONFERENCE

- ◆ Mount St. Mary's is 0-3 all-time against Conference USA opponents. The Mount's last game against an SEC opponent was an 89-76 loss at Arkansas on November 28, 2016.
- ◆ The Mountaineers are 0-1 against Arkansas, Kentucky and Auburn. The game against Kentucky was the in the First Round of the 1995 NCAA Tournament.

The Mount vs. the SEC		
Date	Opponent	Result
Nov. 28, 2016	at Arkansas	L, 76-89
Mar. 16, 1995	vs. #2 Kentucky	L, 67-113
Nov. 26, 1988	at Auburn	L, 83-89

▶ MOUNT vs. RANKED OPPONENTS

- ◆ Mount St. Mary's is 1-31 all-time against ranked opponents. This is the Mount's second game against a ranked opponent this season. The Mountaineers lost at No. 20 Washington, 56-46, on November 12.
- ◆ The Mount's win came at No. 21 Georgia Tech on Dec. 18, 1995. Jeff Balistrere hit a game-winning lay-up at the buzzer to send the Mount to the win.
- ◆ The Mount lost to #2 Kentucky, 113-67, in the First Round of the 1995 NCAA Tournament.
- ◆ This will be the 13th time the Mount has faced a top 10 opponent, and the first since falling to #1 Villanova, 76-56, in the First Round of the 2017 NCAA Tournament.
- ◆ Head coach Dan Engelstad is 0-1 against ranked opponents at the Mount.

The Mount vs. Ranked Opponents

Date	Result
Nov. 12, 2019	#20 Washington 56, Mount St. Mary's 46
Nov. 13, 2017	#13 Notre Dame 88, Mount St. Mary's 62
Mar. 16, 2017	#1 Villanova 76, Mount St. Mary's 56
Nov. 26, 2016	#25 Michigan 64, Mount St. Mary's 47
Nov. 14, 2016	#20 Iowa State 73, Mount St. Mary's 55
Nov. 11, 2016	#20 West Virginia 87, Mount St. Mary's 59
Nov. 21, 2015	#10 Gonzaga 101, Mount St. Mary's 56
Nov. 13, 2015	#3 Maryland 80, Mount St. Mary's 56
Dec. 9, 2014	#25 Notre Dame 93, Mount St. Mary's 67
Nov. 14, 2014	#2 Arizona 78, Mount St. Mary's 55
Nov. 29, 2013	#1 Michigan State 98, Mount St. Mary's 65
Dec. 19, 2012	#6 Indiana 93, Mount St. Mary's 54
Nov. 11, 2011	#22 Marquette 91, Mount St. Mary's 37
Nov. 30, 2009	#18 Georgetown 83, Mount St. Mary's 62
Nov. 14, 2009	#17 Oklahoma 95, Mount St. Mary's 71
Dec. 20, 2008	#15 Georgetown 69, Mount St. Mary's 58
Mar. 21, 2008	#1 North Carolina 113, Mount St. Mary's 74
Jan. 4, 2005	#22 Maryland 89, Mount St. Mary's 56
Nov. 29, 2003	#21 Notre Dame 78, Mount St. Mary's 64
Jan. 5, 2003	#7 Texas 80, Mount St. Mary's 64
Nov. 16, 2000	#18 Wake Forest 108, Mount St. Mary's 61
Dec. 29, 1999	#22 Oklahoma 94, Mount St. Mary's 41
Mar. 12, 1999	#2 Michigan State 76, Mount St. Mary's 53
Nov. 22, 1997	#23 Maryland 102, Mount St. Mary's 74
Dec. 21, 1996	#10 Villanova 91, Mount St. Mary's 66
Dec. 18, 1995	Mount St. Mary's 71, #21 Georgia Tech 69
Nov. 25, 1995	#11 Wake Forest 75, Mount St. Mary's 62
Mar. 16, 1995	#2 Kentucky 113, Mount St. Mary's 67
Dec. 20, 1993	#14 Georgia Tech 79, Mount St. Mary's 62
Dec. 1, 1961	#5 Providence 65, Mount St. Mary's 59
Dec. 19, 1951	#18 Villanova 97, Mount St. Mary's 64
Dec. 18, 1950	#18 Villanova 92, Mount St. Mary's 61

THE ALL-TIME SERIES vs. KENTUCKY

► This will be the second meeting all-time between the Mount and Kentucky. The Wildcats posted a 113-67 victory over the Mountaineers on March 16, 1995, in the First Round of the NCAA Tournament at the Pyramid in Memphis, Tenn.

► Tony Delk led Kentucky with 20 points while Walter McCarty added 17 points and 11 rebounds. Chris McGuthrie led the Mount with 20 points while Riley Inge chipped in 15 points and eight assists.

► The Mount is 0-3 all-time against the SEC, with losses to Auburn, Kentucky and Arkansas.

SERIES QUICK FACTS

Overall	Kentucky leads, 1-0
at Kentucky	0-0
at Mount	0-0
at Neutral Site	0-1
First Meeting	UK 113, Mount 67 (3-16-1995)
Engelstad vs. Kentucky	0-0
Most Mount Points	67 (3-16-1995)
Most Kentucky Points	113 (3-16-1995)
Fewest Mount Points	67 (3-16-1995)
Fewest Kentucky Points	113 (3-16-1995)
Current Streak	L1
Longest Mount Streak	
Longest Kentucky Streak	L1
In Overtime	

GAME BY GAME

DATE	SITE	W/L	SCORE
3-16-1995	N	L	67-113

Kentucky leads, 1-0
Home: 0-0 * Away: 0-0
Neutral: 0-1

► NEC PRESEASON POLL

- ♦ Mount St. Mary's was picked to finish in seventh place in the annual Northeast Conference Preseason Coaches Poll.
- ♦ Long Island has been tabbed as the preseason NEC favorites, followed by Sacred Heart, Saint Francis U, Fairleigh Dickinson, Robert Morris, Bryant, Mount St. Mary's, St. Francis Brooklyn, Wagner, Central Connecticut and Merrimack.
- ♦ The preseason All-NEC team includes E.J. Anosike (Sacred Heart), Keith Braxton (Saint Francis U), Raiquan Clark (Long Island), Adam Grant (Bryant) and Jahliil Jenkins (Fairleigh Dickinson).

2019-20 NEC Preseason Coaches Poll

1. Long Island (5)
2. Sacred Heart (3)
3. Saint Francis U (1)
4. Fairleigh Dickinson (2)
5. Robert Morris
6. Bryant
7. Mount St. Mary's
8. St. Francis Brooklyn
9. Wagner
10. Central Connecticut
11. Merrimack

► VADO MORSE

♦ Sophomore guard Vado Morse led the Mount in scoring last year at 14.7 points per game. Morse scored in double figures in each of the first four games before being held to two points on 1-of-9 shooting at UAB on Wednesday. Morse is averaging 12.2 points per game this season.

♦ As a freshman in 2018-19, Morse averaged a team-high 14.7 points per game. His scoring average was the third-highest by a Mount freshman since the school moved to NCAA Division I in 1988-89. He was named the 2019 Northeast Conference Rookie of the Year after winning NEC Rookie of the Week honors a league-high six times last season.

MOUNT TOP FRESHMEN SCORING AVERAGES (D1 ERA)

Avg.	Player	Season
19.8	Chris McGuthrie	1992-93
15.6	Landy Thompson	2002-03
14.7	Vado Morse	2018-19

► JEFFERSON ON THE BOARDS

- ♦ Sophomore forward Malik Jefferson had 10 points and 11 rebounds for his second double-double of the season, and the fifth of his career, in the Mount's 58-51 loss at UAB.
- ♦ Jefferson has collected double-figure rebounds in three of the past four games, and leads the team with 8.8 rebounds per contest.
- ♦ Jefferson now has seven career games with double fig-

ures in rebounds, including a career-high 20 against American last season.

► MORE BOARDWORK

- ♦ Sophomore Malik Jefferson pulled down a record-breaking 20 rebounds in the Mount's win at American last season. Jefferson tallied 12 points and 20 rebounds in the Mount's 56-55. The 20 rebounds set a new Mount Division I record for rebounds in a game. The Mountaineers moved to NCAA Division I in 1988-89.
- ♦ Jefferson's 20 rebounds broke the Mount's previous NCAA Division I high of 18 boards set by Chris Cavanagh against Fairleigh Dickinson on Feb. 15, 1992.
- ♦ Not to be outdone, Omar Habwe pulled down a career-high 17 rebounds in the Mount's 66-59 loss to Bryant on January 10, 2019, en route to his first collegiate double-double. Habwe, who had a previous career high of seven rebounds, collected 16 of his rebounds on the defensive glass.

MOUNT TOP REBOUNDING GAMES in D1 ERA (Since 1988-89)

Reb.	Player	Opponent (Date)
20	Malik Jefferson	at American (12-18-2018)
18	Chris Cavanagh	Fairleigh Dickinson (2-15-1992)
17	Omar Habwe	Bryant (1-10-19)
16	Markus Mitchell	at Wagner (1-24-2008)
16	Chris Cavanagh	at Bucknell (2-11-1991)
16	Randy Edney	Wagner (1-18-1994)

► THE CUPBOARD IS NOT BARE

- ♦ After having one of the youngest teams in the nation last year, head coach Dan Engelstad returns almost his whole roster in terms of output this season.
- ♦ The Mountaineers return nearly 95 percent of the minutes played from last season and a whopping 96.8 percent of its scoring from 2018-19.

BY THE NUMBERS...WHAT'S RETURNING

	Overall	Conference
Category	Pct. Returning	Pct. Returning
Scoring	96.8	99.6
Rebounding	95.4	97.9
Assists	94.6	99.0
Steals	93.8	99.0
Minutes	94.9	98.9

► THE MOUNT AND THE NORTHEAST CONFERENCE

- ♦ The Mount is in its 31st season in the Northeast Conference.
- ♦ Mount St. Mary's has won the NEC Tournament title five times (1995, 1999, 2008, 2014 and 2017), to earn the league's automatic bid to the NCAA Tournament. The Mount won the NEC regular season title in 2017 and 1996, advancing to the

THE LAST TIME IT HAPPENED

LAST TIME A MOUNTAINEER PLAYER...

Scored 20+ Points	Morse (23), M. Jefferson (20)	3/2/19	at St. Francis Brooklyn
Scored 25+ Points	Jalen Gibbs (30)	12/15/18	Wilson
Scored 30+ Points	Jalen Gibbs (30)	12/15/18	Wilson
Scored 35+ Points	Junior Robinson (39)	12/2/17	Loyola
Scored 40+ Points	Sam Prescott (44)	2/14/13	Bryant
Led Scoring off Bench	Vado Morse (17)	1/15/19	at Lamar
Grabbed 15+ Rebounds	Omar Habwe (17)	1/10/19	Bryant
Grabbed 10+ Rebounds	Malik Jefferson (11)	11/20/19	at UAB
Had 10+ Assists	Junior Robinson (10)	1/3/18	at Saint Francis U
Had 15+ assists	Riley Inge (15)	1/8/94	Robert Morris
Had double-double	Malik Jefferson (10/11)	11/20/19	at UAB
Had pts/rebs double-double	Malik Jefferson (10/11)	11/20/19	at UAB
Had pts/ast double-double	Junior Robinson (20/10)	1/3/18	at Saint Francis U
Had 5+ blocks	Nana Opoku (9)	2/2/19	Saint Francis U
Had 10+ blocks	Gerben Van Dorpe (10)	1/11/96	Rider
Had 5+ steals	Omar Habwe (5)	12/15/18	Wilson
Had 10+ steals	Durrelle Lewis (10)	12/28/79	Glassboro State
Played all 40 mins. (reg.)	Jalen Gibbs (40)	1/3/19	at Saint Francis U
Played 50+ mins.	Chris Yann (53)	1/4/07	at LIU Brooklyn
	Jeremy Goode (50)	1/4/07	at LIU Brooklyn
Played 55+ mins.	Landy Thompson (55)	2/2/04	at Central Connecticut
Played 60+ mins.	Dave Samuels (60)	3/9/62	vs. Albright
	Dick Talley (60)	3/9/62	vs. Albright
	John O'Reilly (60)	3/9/62	vs. Albright
	Ed Pfeiffer (60)	3/9/62	vs. Albright
	Dave Maloney (60)	3/9/62	vs. Albright

LAST TIME THE MOUNTAINEERS...

Scored 100+ points	Mount 103, Norfolk State 84	1/3/14
Scored 90+ points	Mount 96, Bryant 80	1/4/18
Allowed 100+ points	NC State 105, Mount 55	11/6/18
Allowed 90+ points	Maryland 92, Mount 77	11/18/18
Allowed less than 50 points	Mount 83, St. Mary's (Md.) 44	12/22/18
Shot 60 percent or better	68.1 (32-of-47) vs. Coppin State	12/22/16
Shot 50 percent or better	51.1 (23-of-45) vs. Robert Morris	2/14/19
Blocked 10 shots	11 vs. Saint Francis U	2/2/19
Had 5 or fewer turnovers	4 at Bryant	1/5/17
Forced 20 turnovers	25 vs. Robert Morris	1/26/17
Won by 30+ points	Mount 83, St. Mary's (Md.) 44	12/22/18
Won by 40+ points	Mount 80, Widener 33	1/21/88
Won by 50+ points	Mount 109, Pitt-Johnstown 59	2/18/87
Won 5 in a row	Jan. 25, 2018 thru Feb. 8, 2015 (5 Games)	
Won 10 in a row	Jan. 28, 2010 thru Mar. 7, 2010 (11 Games)	
Won 15 in a row	Jan. 20, 1996 thru Mar. 1, 1996 (15 Games)	
Won 20 in a row	Feb. 12, 1957 thru Mar. 13, 1957 (21 games)	
Five players in double figures	at Central Connecticut	2/21/19
Six players in double figures	vs. Bryant	1/4/18
Two players with double-double	Jonah Antonio/Donald Carey vs. York (Pa.)	11/21/17
Two players with 10+ ast. same game	Riley Inge/Chris McGuthrie vs. St. Francis BK	2/11/95
Two players with 10+ rebs. same game	Pat Atangana/Angel Rivera vs. FDU	1/26/02
Two players with 20+ points same game	Vado Morse/Malik Jefferson at St. Francis BK	3/2/19

NIT in 1996.

OPOKU'S BLOCK PARTY

◆ Sophomore Nana Opoku led the Mountaineers with 47 blocks last season. The 6-9 forward blocked a career-best nine shots in the Mount's game versus Saint Francis U on February 2, 2019. That is the third-best single-game mark in Mount history.

MOUNT TOP BLOCKED SHOT GAMES

Reb.	Player	Opponent (Date)
11	Randy Edney	LIU Brooklyn (1-15-1994)
10	Gerben van Dorpe	Rider (1-11-1996)
9	Nana Opoku	Saint Francis U (2-2-2019)

THE MOUNT AND THE NCAA TOURNAMENT

◆ Mount St. Mary's has advanced to the NCAA Division I Tournament on five occasions (1995, 1999, 2008, 2014, 2017). The Mountaineers have been a No. 16 seed in each of their five NCAA Appearances.

◆ In their last NCAA appearance, the Mount defeated New Orleans, 67-66, in the Opening Round before falling to top-seeded Villanova, 76-56, in Buffalo, N.Y. The Mount led the majority of the first half in that game, and trailed 30-29 at the break.

◆ Mount St. Mary's made 14 appearances in the NCAA Division II Tournament, advancing to the Division II Final Four five times (1957, 1961, 1962, 1981, 1985). The Mount won the College Division (now DII) title in 1962 with a 58-57 victory over Sacramento State.

Mount St. Mary's All-Time NCAA Tournament Games

Date	Opponent	Round	Score
3-16-95	vs. #1 Kentucky	First	L, 67-113
3-12-99	vs. #1 Michigan State	First	L, 53-76
3-18-08	vs. #16 Coppin State	Opening	W, 69-60
3-21-08	vs. #1 North Carolina	First	L, 74-113
3-18-14	vs. #16 Albany	Opening	L, 64-71
3-14-17	vs. #16 New Orleans	Opening	W, 67-66
3-16-17	vs. #1 Villanova	First	L, 56-76

OVERALL RECORD: 2-5

HOME SWEET HOME

◆ The Mountaineers have posted a 65-26 record (.714) at home since the start of the 2012-13 season. Going back further, the Mount is 99-46 (.683) since the start of the 2009-10 campaign.

◆ The Mount has posted a winning record at Knott Arena in 12 of the past 13 seasons. Overall, the Mount has had a .500 or better record at home in 26 of the 31 seasons played at Knott Arena.

◆ Mount St. Mary's has led the Northeast Conference in attendance in each of the past four years.

NON-CONFERENCE SCHEDULE

◆ The Mount has a history of playing difficult non-conference slates, and this year is no different with games against Georgetown, Washington, UAB, Kentucky and Grand Canyon.

◆ In part due to the tough schedules, the Mount has struggled in non-conference play since moving to NCAA Division I, posting a record of 92-225 (.290).

◆ Playing on the road in non-conference action has been a challenge as the Mountaineers are 30-168 (.152) on the road in non-conference games since 1988. Mount St. Mary's is 53-43 (.552) at home and 8-14 (.364) on a neutral court over that time. The Mount is 10-72 (.122) over its past 82 non-conference road games.

2019-20 Northeast Conference Standings

Team	NEC	Pct.	Overall	Pct.
Bryant	0-0	.000	4-3	.571
Merrimack	0-0	.000	3-3	.500
Saint Francis U	0-0	.000	2-3	.400
Wagner	0-0	.000	2-3	.400
Fairleigh Dickinson	0-0	.000	1-3	.250
Long Island	0-0	.000	1-3	.250
Sacred Heart	0-0	.000	1-3	.250
St. Francis Brooklyn	0-0	.000	1-3	.250
Mount St. Mary's	0-0	.000	1-4	.200
Robert Morris	0-0	.000	1-4	.200
Central Connecticut	0-0	.000	0-5	.000

This Week's Games

Monday, November 18

Bryant 73, Niagara 62
Army 81, Fairleigh Dickinson 65
Long Island 92, Delaware State 84

Tuesday, November 19

New Hampshire 77, Central Connecticut 63
Delaware 79, Saint Francis U 64
Sacred Heart 84, Brown 63
Providence 93, Merrimack 56

Wednesday, November 20

Drexel 86, Bryant 74
UAB 58, Mount St. Mary's 51
Wagner 81, Saint Peter's 77 (ot)

Thursday, November 21

Medgar Evans at St. Francis Brooklyn, 7 pm
Robert Morris at Illinois-Chicago, 8 pm

Friday, November 22

Sacred Heart vs. Presbyterian, 5 pm
Mount St. Mary's at Kentucky, 7 pm
Lesley at Merrimack, 7 pm
Long Island at San Diego State, 10 pm

Saturday, November 23

Robert Morris at Marquette, 2 pm
Saint Francis U at Florida State, 2:30 pm
Stony Brook at Wagner, 3 pm
Sacred Heart vs. Albany, 4 pm
Central Connecticut vs. Vermont, 7:30 pm

Sunday, November 24

Fairleigh Dickinson at Lafayette, 1pm
Central Connecticut vs. Rider/Columbia, TBA
Merrimack at Hartford, 2 pm
Long Island at Texas Tech, 2 pm
Sacred Heart at Quinnipiac, 3:30 pm

THE MOUNT'S RECORD WHEN

	Under Engelstad	2019-20
Ahead at the half	7-5	1-1
Behind at the half	2-18	0-2
Tied at the half	1-3	0-1
FG% of .450 or more	6-5	0-1
FG% less than .450	4-21	1-3
Better FG% than opponent	8-6	1-1
Worse/Same FG% than opp.	2-20	0-3
Opponent FG% .450 or more	1-15	0-2
Opponent FG% less than .450	9-11	1-2
3FG% of 40% or higher	3-2	0-0
3FG% less than 40%	7-24	1-4
Try 25 or more 3FGs	2-10	0-2
Try less than 25 3FGs	8-16	1-2
Make 10+ 3FGs	2-4	0-0
Make 6-10 3FGs	5-15	0-4
Make 5 or less 3FGs	3-7	1-0
Try at least 20 FTs	6-10	1-0
Try fewer than 20 FTs	4-16	0-4
Outrebound opponent	7-3	1-1
Tied or outrebounded	3-23	0-3
Same or fewer TOs than opp.	7-12	1-1
More TOs than opponent	3-14	0-3
Force 17+ turnovers	3-2	0-0
Commit 10 or less turnovers	3-3	0-0
Score fewer than 50 points	0-1	0-1
Score 50-59 points	1-8	0-1
Score 60-69 points	0-12	0-2
Score 70-79 points	8-5	1-0
Score 80-89 points	1-0	0-0
Score 90 or more points	0-0	0-0
Allow fewer than 50 points	1-0	0-0
Allow 50-59 points	4-3	1-2
Allow 60-69 points	2-3	0-0
Allow 70-79 points	3-10	0-1
Allow 80-89 points	0-7	0-1
Allow 90 or more points	0-3	0-0
Overtime	0-0	0-0
vs. AP top 25 opponents	0-1	0-1
Home games	5-9	1-0
Road games	5-17	0-4
Neutral site games	0-0	0-0
Day games	5-10	0-0
Night games	4-16	0-4
Televised games	1-7	0-2
Games Decided by...		
3 points or less	4-2	0-0
5 points or less	0-0	0-0
6-10 points	0-11	0-2
11-19 points	5-10	1-2
20 or more points	1-3	0-0

THE MOUNT BY POSSESSION

GAME	Offense PPP	Defense PPP
at Georgetown	0.94	1.12
GETTYSBURG	1.06	0.82
at Washington	0.73	0.89
at Lamar	0.91	1.13
at UAB	0.85	0.97
at Kentucky		
UTAH VALLEY		
at Howard		
at Grand Canyon		
LOYOLA		
AMERICAN		
at Navy		
COPPIN STATE		
WAGNER		
LONG ISLAND		
at Merrimack		
at Bryant		
CENTRAL CONNECTICUT		
ST. FRANCIS BROOKLYN		
BRYANT		
at Sacred Heart		
at Fairleigh Dickinson		
at Long Island		
at St. Francis Brooklyn		
ROBERT MORRIS		
SAINT FRANCIS U		
at Wagner		
at Robert Morris		
MERRIMACK		
at Saint Francis U		
FAIRLEIGH DICKINSON		

OVERALL

Mount offensive high - 1.06 vs. Gettysburg (11-9-19)

Mount offensive low - 0.73 at Washington (11-12-19)

Mount defensive high - 1.13 at Lamar (11-15-19)

Mount defensive low - 0.82 vs. Gettysburg (11-9-19)

NEC PLAY

Mount offensive high -

Mount offensive low -

Mount defensive high -

Mount defensive low -

♦ The Mount has had just one winning season in non-conference play at the Division I level. The 2002-03 team went 5-4 in non-conference action before finishing the year with an 11-16 record.

► THE MOUNT IN NOVEMBER

♦ The month of November has not been kind to Mount St. Mary's over the years. The Mount is just 25-104 all-time in games played in November since moving to NCAA Division I in 1988-89. A big factor in that record is that 95 of the 129 games have been played on the road.

♦ The Mount is 14-12 at home, 8-87 on the road and 3-5 at a neutral site in November in the DI era.

♦ The Mountaineers went 22-9 in November prior to the move to NCAA Division I.

All-Time 20-Point Games

(Since Joining NCAA Division I)

Name	20-Point Games
Chris McGuthrie	50
Junior Robinson	34
Kevin Booth	33
Gregory Harris	28
Landy Thompson	28
Jeremy Goode	21
Rashad Whack	19
Julian Norfleet	19
Riley Inge	18
John Miller	16
Chris Yarn	15
Elijah Long	10
BK Ashe	10
Michael Watson	10
Scott Murphy	8
Mike Tate	8
Gerben Van Dorpe	8
Vado Morse	7
Charles Cook	7
Jalen Gibbs	6
Jean Calou	6
Silas Cheung	6
Jamion Christian	6
Robert Balgac	5
Phil Galvin	5
Jeff Hall	5
Sam Prescott	4
Shivaughn Wiggins	4
Pat Atangana	4
Jerry Lloyd	4
Melvin Whitaker	4
Shawn Atupem	4
Miles Wilson	4
Malik Jefferson	3
Chris Wray	3
Gregory Graves	3
Lamar Trice	3
Eric Bethel	3
Kiel Butler	3
Chris Cavanaugh	3
Tony Hayden	3
Aaron Herbert	3
Keith Price	3
Alex Watson	3
Terrence Wilson	3
Omar Habwe	2
Jonah Antonio	2
Kelvin Parker	2
Danny Thompson	2
Kelly Beidler	2
Will Holland	2
Mychal Kearse	2
Irv Conwell	2
Dee Barnes	1
Charles Glover	1
Will Miller	1
Chris Martin	1
Andrew Smeathers	1
Raven Barber	1
Koki Adasi	1
Mike Brown	1
Anthony Carr	1
Nick Dodson	1
Newton Gayle	1
Doug John	1
Antonio Johnson	1
Dave Kapaona	1
Angel Rivera	1
Sefton Robinson	1
Konata Springer	1
Chad Stull	1
Larry Townes	1
Cliff Warren	1

All-Time 30-Point Games

(Since Joining NCAA Division I)

Name	30-Point Games
Chris McGuthrie	13
Kevin Booth	7
Landy Thompson	6
Junior Robinson	5
Scott Murphy	2
Jalen Gibbs	1
Julian Norfleet	1
Rashad Whack	1
Charles Cook	1
Gregory Harris	1
Riley Inge	1

All-Time 40-Point Games

(Since Joining NCAA Division I)

Name	40-Point Games
Chris McGuthrie	1
Sam Prescott	1

All-Time Double-Doubles

(Since Joining NCAA Division I)

Name	Double-Doubles
Michael Watson	15
Mychal Kearse	13
Pat Atangana	13
Riley Inge	11
Alex Watson	11
Gregory Harris	9
Gregory Graves	8
Kelly Beidler	8
Gerben Van Dorpe	7
Randy Edney	6
Anthony Carr	6
Chris Cavanagh	6
Malik Jefferson	5
Chris Wray	5
Melvin Whitaker	5
Tony Hayden	5
Robert Balgac	4
Newton Gayle	4
Chad Stull	4
Danny Thompson	3
Jeremy Goode	3
Junior Robinson	2
Miles Wilson	2
Elijah Long	2
Julian Norfleet	2
Rashad Whack	2
Markus Mitchell	2
Nick Dodson	2
Chris McGuthrie	2
Mike Tate	2
Jeff Hall	2
Omar Habwe	1
Jonah Antonio	1
Donald Carey	1
Mawdo Sallah	1
Taylor Danaher	1
BK Ashe	1
Raven Barber	1
Kelvin Parker	1
Will Holland	1
Sam Atupem	1
Kiel Butler	1
Landy Thompson	1
Jerry Lloyd	1
Angel Rivera	1
Jamion Christian	1
Aaron Herbert	1
Keith Price	1
Terrence Wilson	1
Michael Cook	1
Konata Springer	1
Mike Brown	1
Kevin Booth	1

Starter/Bench Scoring

Game	Total	Starters	Bench
at Georgetown	68	57	11
GETTYSBURG	75	61	14
at Washington	46	34	12
at Lamar	61	21	40
at UAB	51	47	4
at Kentucky			
UTAH VALLEY			
at Howard			
at Grand Canyon			
LOYOLA			
AMERICAN			
at Navy			
COPPIN STATE			
WAGNER			
LONG ISLAND			
at Merrimack			
at Bryant			
CENTRAL CONNECTICUT			
ST. FRANCIS BROOKLYN			
BRYANT			
at Sacred Heart			
at Fairleigh Dickinson			
at Long Island			
at St. Francis Brooklyn			
ROBERT MORRIS			
SAINT FRANCIS U			
at Wagner			
at Robert Morris			
MERRIMACK			
at Saint Francis U			
FAIRLEIGH DICKINSON			

SPECIALTY STATS

Dunks	2019-20	Career
Nana Opoku	5	19
Malik Jefferson	2	13
Omar Habwe	-	10
Collin Nnamane	-	5
Dee Barnes	-	2
Jalen Gibbs	-	2
Brandon Leftwich	-	1

HEAD COACH DAN ENGELSTAD

THE ENGELSTAD FILE (114-60/7th Season Overall)

at Mount St. Mary's

Year	Overall/NEC	Notes
2018-19	9-22/6-12	
2019-20	1-4/0-0	
TOTAL	10-26/6-12	

at Southern Vermont

Year	Overall/NECC	Notes
2017-18	22-6	NECC Coach of the Year
2016-17	17-10	
2015-16	24-4/16-0	NECC Coach of the Year
2014-15	25-4/16-0	NECC Coach of the Year
2013-14	16-10	
TOTAL	104-34	

Assistant Coaching Experience

Holy Cross	2010-13
Mount St. Mary's	2007-10

Playing Experience

St. Mary's	2003-07
------------	---------



Dan Engelstad enters his second season at the helm of the Mount St. Mary's basketball program. Named the 22nd head coach in Mount St. Mary's men's basketball program history on May 9, 2018, Engelstad guided the youngest team in the nation in his first season.

Engelstad, a former assistant coach at the Mount under Milan Brown, spent the previous five seasons at the helm of Southern Vermont College (SVC) in Bennington, Vermont, where he led a remarkable turnaround and helped carry the program to new heights. The Bethesda, Maryland native posted a 104-34 (.754) career record at SVC, was named the New England Collegiate Conference (NECC) Coach of the Year three times, and helped guide the program to a pair of NECC Championships, including the school's first-ever title in 2016.

Engelstad took over at Southern Vermont following a 1-24 season, and guided SVC to one of the top turnarounds in the country in 2013-14. The Mountaineers, who finished the campaign at 16-10 overall, opened the season with a victory over nationally-ranked Williams College, and went on to win the Tri-State Tournament and finish fourth in the NECC, as they earned their first playoff berth since 2011.

The following year, Engelstad led the Mountaineers to a historic season as they finished with the best record in program history at 25-4 overall, and went a perfect 16-0 in NECC play. Engelstad earned his first of three NECC Coach of the Year Awards that season after guiding Southern Vermont to a regular season title and an appearance in the conference championship game. Although the Mountaineers lost in the NECC Championship game, they were invited to the Eastern College Athletic Conference (ECAC) Division III New England Tournament as the No. 1 seed, where they defeated Anna Maria and Fitchburg State to capture the school's first-ever ECAC Championship in any sport. In addition to Engelstad earning coach of the year honors, he also saw his players collect the NECC Player of the Year (DeShawn Hamlet) and Rookie of the Year (Daemond Carter) Awards.

In 2015-16, Engelstad's Mountaineers went 24-4 on the year and recorded their second straight undefeated record in conference play at 16-0, earning Engelstad Coach of the Year honors once again. Entering the conference tournament as the top-seed, SVC rolled past Regis College and Becker College to earn its first-ever

NECC Championship and second berth to the Division III NCAA Tournament, where the Mountaineers were eventually edged by Tufts. Engelstad became the program's all-time winningest coach during the season with a victory over Elms College on February 18.

During the 2016-17 campaign, SVC received weekly recognition in the NCAA Division III Northeast regional rankings and received votes for the national top-25 poll. Engelstad led the Mountaineers to their third consecutive Tri-State Shootout Tournament Championship during the regular season, and helped SVC reach the NECC Title game for the third straight season as well.

This past season, Engelstad guided the Mountaineers to another 20-plus win season as they earned the No. 1 seed in the NECC Tournament for the fourth consecutive year. In the conference tournament, they topped Lesley College and Becker to capture the second NECC Title in program history, and Engelstad earned Coach of the Year honors for his third time in five seasons. In addition to his own personal honors, his players won two major awards as Mike Pierre was tabbed the NECC Player of the Year and Daemond Carter earned NECC Defensive Player of the Year honors.

Prior to his time at Southern Vermont, Engelstad served as an assistant coach for three years (2010-13) at Holy Cross, where he was the defensive coordinator and played a vital role in recruiting and scouting. While at Holy Cross, he recruited and assisted in the development of current Toronto Raptor Malcolm Miller.

Engelstad started his career as an assistant coach at Mount St. Mary's from 2007-10 under Brown. He helped guide the Mount to a 2008 Northeast Conference Championship, which was the third title in program history. The Mountaineers went on to record their first-ever NCAA Division I Tournament win with a victory over Coppin State in the opening round.

Outside of the collegiate realm, Engelstad was a head coach in The Basketball Tournament, commonly known as TBT, which is a 5-on-5, winner take all tournament composed of professional players, some of whom have previously played in the NBA, at major Division I colleges, and on professional international teams.

Engelstad is also the director and founder of the Fast Break Basketball Camp in Bethesda, Maryland, and coached the Walt Whitman

Varsity Summer League team in 2005 and 2006. In the summer of 2006, Engelstad served as an intern in the Washington Wizards front office, where he worked for President of Basketball Operations, Ernie Grunfeld.

Engelstad is a 2007 graduate of St. Mary's College (Maryland) with a bachelor's degree in political science. He served as a team captain (2004-07) for the Seahawks and graduated as the school's all-time leader with 419 career assists.

Engelstad is married to the former Camille Trainor, and the two have daughters Laney and newborn Elise.



NCAA TOURNAMENT 1995, 1999, 2008, 2014, 2017



Guard | So. | 6-0 | 167
Suitland, Md.
Bullis School



2019-20 HIGHS		
Category	Opponent	Date
Pts.....18	at Georgetown	11-6-19
Reb.....4	vs. two opponents	
FG.....7	at Lamar	11-15-19
FGA.....15	vs. two opponents	
3FG.....3	vs. two opponents	
3FGA.....8	at Georgetown	11-6-19
FT.....4	Gettysburg	11-9-19
FTA.....5	Gettysburg	11-9-19
Ast.....3	at Georgetown	11-6-19
Stl.....4	Gettysburg	11-9-19
Blk.....		
Min.....38	at Georgetown	11-6-19

CAREER HIGHS		
Category	Opponent	Date
Pts.....24	vs. two opponents	
Reb.....7	at Sacred Heart	2-9-19
FG.....9	at Sacred Heart	2-9-19
FGA.....19	Wagner	2-16-19
3FG.....5	St. Francis BK	1-26-19
3FGA.....11	St. Francis BK	1-26-19
FT.....10	Robert Morris	2-14-19
FTA.....12	Robert Morris	2-14-19
Ast.....8	at CCSU	2-21-19
Stl.....4	vs. two opponents	
Blk.....1	at FDU	1-21-19
Min.....38	vs. five opponents	

MISCELLANEOUS		
Category	19-20	Career
10+ points	4	26
20+ points	0	7
5+ rebounds	0	4
10+ rebounds	0	0
2+ three-pointers	3	21
5+ assists	0	4
2+ steals	1	9
2+ blocks	0	0
Double-Doubles	0	0
Leading Scorer	3	15
Leading Rebounder	0	1
Assists Leader	3	15

NEWS AND NOTES

- ◆ Named the Northeast Conference Rookie of the Year last season after averaging 14.7 points, 2.9 assists and 2.6 rebounds per game.
- ◆ Scored 18 points in season opener at Georgetown...Tallied team-high 10 points in 56-46 loss at No. 20 Washington...Led the Mount with 17 points off the bench in 76-61 loss at Lamar.

2019-20 Game-by-Game Statistics

Opponent	Date	MIN	FG-A	3FG-A	FT-A	O-R-D	PF	AST	TO	BLK	STL	PTS
at Georgetown	11-6	38	6-15	3-8	3-4	0-4-4	3	3	4	0	1	18
GETTYSBURG	11-9	31	5-12	0-3	4-5	0-3-3	0	3	1	0	4	14
at Washington	11-12	36	4-15	2-7	0-0	0-4-4	1	3	2	0	1	10
at Lamar	11-15	32	7-13	3-6	0-3	0-3-3	2	2	2	0	0	17
at UAB	11-20	19	1-9	0-4	0-0	1-1-2	1	1	2	0	1	2
at Kentucky	11-22											
UTAH VALLEY	11-26											
at Howard	11-30											
at Grand Canyon	12-3											
LOYOLA	12-7											
AMERICAN	12-17											
at Navy	12-20											
COPPIN ST.	12-27											
WAGNER	1-2											
LONG ISLAND	1-4											
at Merrimack	1-9											
at Bryant	1-11											
CENTRAL CONNECTICUT	1-18											
ST. FRANCIS BROOKLYN	1-20											
BRYANT	1-25											
at Sacred Heart	1-30											
at Fairleigh Dickinson	2-1											
at Long Island	2-6											
at St. Francis Brooklyn	2-8											
ROBERT MORRIS	2-13											
SAINT FRANCIS U	2-15											
at Wagner	2-18											
at Robert Morris	2-21											
MERRIMACK	2-23											
at Saint Francis U	2-27											
FAIRLEIGH DICKINSON	2-29											

CAREER STATISTICS

Year	GP-GS	Min/Avg	Total		3-Point		Rebounds										Pts/Avg
			FG-FGA	Pct	FG-FGA	Pct	FT-FTA	Pct	Off-Def	Tot	Avg	PF-FO	Ast	TO	Blk	Stl	
2018-19	30-24	923/30.8	141-338	.417	58-163	.356	102-131	.779	13-64	77	2.6	68-2	87	72	1	32	442/14.7
2019-20	5-4	157/31.4	23-64	.359	8-28	.286	7-12	.583	1-15	16	3.2	7-0	12	12	0	7	61/12.2
TOTAL	35-28	1080/30.9	164-402	.408	66-191	.346	109-143	.762	14-79	93	2.7	75-2	99	84	1	39	503/14.4

CAREER NEC STATISTICS

			Total		3-Point		Rebounds										
Year	GP-GS	Min/Avg	FG-FGA	Pct	FG-FGA	Pct	FT-FTA	Pct	Off-Def	Tot	Avg	PF-FO	Ast	TO	Blk	Stl	Pts/Avg
2018-19	18-17	613/34.1	96-219	.438	40-109	.367	72-95	.758	9-49	58	3.2	44-1	65	50	1	17	304/16.9
TOTAL	18-17	613/34.1	96-219	.438	40-109	.367	72-95	.758	9-49	58	3.2	44-1	65	50	1	17	304/16.9

DEE BARNES 1

Guard | So | 6-4 | 180
California, Md.
Great Mills



2019-20 HIGHS		
Category	Opponent	Date
Pts.....5	at Lamar	11-15-19
Reb.....4	Gettysburg	11-9-19
FG.....1	at Lamar	11-15-19
FGA.....4	vs. two opponents	
3FG.....1	at Lamar	11-15-19
3FGA.....4	at Lamar	11-15-19
FT.....2	at Lamar	11-15-19
FTA.....2	vs. two opponents	
Ast.....		
Stl.....1	at Lamar	11-15-19
Blk.....		
Min.....13	at Lamar	11-15-19

CAREER HIGHS		
Category	Opponent	Date
Pts.....26	at St. John's	12-5-18
Reb.....4	vs. three opponents	
FG.....8	at St. John's	12-5-18
FGA.....12	Lehigh	12-8-18
3FG.....7	at St. John's	12-5-18
3FGA.....10	at St. John's	12-5-18
FT.....3	at St. John's	12-5-18
FTA.....7	at St. John's	12-5-18
Ast.....2	vs. two opponents	
Stl.....2	at St. John's	12-5-18
Blk.....2	at CCSU	2-21-19
Min.....32	at Minnesota	12-30-18

MISCELLANEOUS		
Category	19-20	Career
10+ points.....	0	4
20+ points.....	0	1
5+ rebounds.....	0	0
10+ rebounds.....	0	0
2+ three-pointers.....	0	5
5+ assists.....	0	0
2+ steals.....	0	1
2+ blocks.....	0	1
Double-Doubles.....	0	0
Leading Scorer.....	0	1
Leading Rebounder.....	0	0
Assists Leader.....	0	0

NEWS AND NOTES

- ◆ Averaged 5.8 points and 1.6 rebounds in 27 games played with six starts as a freshman last season.
- ◆ Scored career high 26 points in his first collegiate start at St. John's, hitting 7-of-10 from three-point range in that game.
- ◆ Switched jersey numbers with Jalen Gibbs this season. Wore #2 last year.
- ◆ Made season debut against Gettysburg after missing opener with a hand injury.

2019-20 Game-by-Game Statistics

Opponent	Date	MIN	FG-A	3FG-A	FT-A	O-R-D	PF	AST	TO	BLK	STL	PTS
at Georgetown	11-6	Did Not Dress-Injury										
GETTYSBURG	11-9	12	0-4	0-2	1-2	1-3-4	0	0	2	0	0	1
at Washington	11-12	9	0-3	0-2	0-0	1-0-1	1	0	0	0	0	0
at Lamar	11-15	13	1-4	1-4	2-2	0-0-0	2	0	0	0	1	5
at UAB	11-20	16	0-2	0-2	0-0	1-1-2	3	1	1	0	0	0
at Kentucky	11-22											
UTAH VALLEY	11-26											
at Howard	11-30											
at Grand Canyon	12-3											
LOYOLA	12-7											
AMERICAN	12-17											
at Navy	12-20											
COPPIN ST.	12-27											
WAGNER	1-2											
LONG ISLAND	1-4											
at Merrimack	1-9											
at Bryant	1-11											
CENTRAL CONNECTICUT	1-18											
ST. FRANCIS BROOKLYN	1-20											
BRYANT	1-25											
at Sacred Heart	1-30											
at Fairleigh Dickinson	2-1											
at Long Island	2-6											
at St. Francis Brooklyn	2-8											
ROBERT MORRIS	2-13											
SAINT FRANCIS U	2-15											
at Wagner	2-18											
at Robert Morris	2-21											
MERRIMACK	2-23											
at Saint Francis U	2-27											
FAIRLEIGH DICKINSON	2-29											

CAREER STATISTICS

Year	GP-GS	Min/Avg	Total		3-Point		FT-FTA	Pct	Rebounds		PF-FO	Ast	TO	Blk	Stl	Pts/Avg
			FG-FGA	Pct	FG-FGA	Pct			Pct	Off-Def	Tot					
2018-19	27-6	436/16.1	57-135	.422	29-80	.363	14-32	.438	12-30	42	1.6	55-2	9	28	11	9 157/5.8
2019-20	4-0	49/12.3	1-13	.077	1-10	.100	3-4	.750	3-4	7	1.8	6-0	1	3	0	1 6/1.5
TOTAL	31-6	485/15.6	58-148	.392	30-90	.333	17-36	.472	15-34	49	1.6	61-2	10	31	11	10 163/5.3

CAREER NEC STATISTICS

Year	GP-GS	Min/Avg	Total		3-Point		FT-FTA	Pct	Rebounds		PF-FO	Ast	TO	Blk	Stl	Pts/Avg
			FG-FGA	Pct	FG-FGA	Pct			Pct	Off-Def	Tot					
2018-19	16-0	261/16.3	24-62	.387	12-37	.324	10-19	.526	7-19	26	1.6	34-1	6	16	8	4 70/4.4
TOTAL	16-0	261/16.3	24-62	.387	12-37	.324	10-19	.526	7-19	26	1.6	34-1	6	16	8	4 70/4.4

JALEN GIBBS 2

Guard | Jr. | 6-3 | 185
Indian Head, Md.
North Point



NEWS AND NOTES

- ♦ Switched jersey numbers with Dee Barnes this season. Wore #1 last year.
- ♦ Scored 19 points while adding four rebounds, four assists and three steals in loss to Georgetown in season opener...Returned to lineup after missing two games with ankle injury to lead Mount with 15 points in 58-51 loss at UAB.

2019-20 HIGHS

Category	Opponent	Date
Pts.....19	at Georgetown	11-6-19
Reb.....4	at Georgetown	11-6-19
FG.....7	at Georgetown	11-6-19
FGA.....13	at Georgetown	11-6-19
3FG.....3	at UAB	11-20-19
3FGA.....8	at UAB	11-20-19
FT.....5	at Georgetown	11-6-19
FTA.....7	at Georgetown	11-6-19
Ast.....4	at Georgetown	11-6-19
Stl.....3	at Georgetown	11-6-19
Blk.....		
Min.....39	at UAB	11-20-19

CAREER HIGHS

Category	Opponent	Date
Pts.....30	Wilson	12-15-18
Reb.....9	St. Mary's (Md.)	12-22-18
FG.....11	Wilson	12-15-18
FGA.....19	Wilson	12-15-18
3FG.....6	Wilson	12-15-18
3FGA.....12	Wilson	12-15-18
FT.....5	vs. four opponents	
FTA.....8	vs. two opponents	
Ast.....4	vs. two opponents	
Stl.....3	vs. two opponents	
Blk.....		
Min.....40	at Saint Francis U	1-3-19

MISCELLANEOUS

Category	19-20	Career
10+ points.....	3	24
20+ points.....	0	6
5+ rebounds.....	0	21
10+ rebounds.....	0	0
2+ three-pointers.....	1	17
5+ assists.....	0	0
2+ steals.....	1	7
2+ blocks.....	0	0
Double-Doubles.....	0	0
Leading Scorer.....	2	10
Leading Rebounder.....	0	9
Assists Leader.....	0	4

2019-20 Game-by-Game Statistics

Opponent	Date	MIN	FG-A	3FG-A	FT-A	O-R-D	PF	AST	TO	BLK	STL	PTS
at Georgetown	11-6	36	7-13	0-2	5-7	2-2-4	2	4	1	0	3	19
GETTYSBURG	11-9	17	4-6	1-3	2-2	0-1-1	0	0	3	0	0	11
at Washington	11-12	Did Not Dress--Injury										
at Lamar	11-15	Did Not Dress--Injury										
at UAB	11-20	39	6-12	3-8	0-0	0-3-3	2	2	2	0	0	15
at Kentucky	11-22											
UTAH VALLEY	11-26											
at Howard	11-30											
at Grand Canyon	12-3											
LOYOLA	12-7											
AMERICAN	12-17											
at Navy	12-20											
COPPIN ST.	12-27											
WAGNER	1-2											
LONG ISLAND	1-4											
at Merrimack	1-9											
at Bryant	1-11											
CENTRAL CONNECTICUT	1-18											
ST. FRANCIS BROOKLYN	1-20											
BRYANT	1-25											
at Sacred Heart	1-30											
at Fairleigh Dickinson	2-1											
at Long Island	2-6											
at St. Francis Brooklyn	2-8											
ROBERT MORRIS	2-13											
SAINT FRANCIS U	2-15											
at Wagner	2-18											
at Robert Morris	2-21											
MERRIMACK	2-23											
at Saint Francis U	2-27											
FAIRLEIGH DICKINSON	2-29											

CAREER STATISTICS

Year	GP-GS	Min/Avg	Total		3-Point		FT-FTA	Pct	Rebounds		PF-FO	Ast	TO	Blk	Stl	Pts/Avg	
			FG-FGA	Pct	FG-FGA	Pct			Off-Def	Tot							
2017-18*	32-0	344/10.8	38-97	.392	14-49	.286	17-26	.654	7-47	54	1-7	10-0	13	15	0	12	107/3.3
2018-19	31-31	1032/33.3	148-360	.411	47-159	.296	57-79	.722	19-140	159	5-1	60-2	49	63	0	19	400/12.9
2019-20	3-3	92/30.7	17-31	.548	4-13	.308	7-9	.778	2-6	8	2-7	4-0	6	6	0	3	45/15.0
TOTAL	34-34	1124/33.1	165-391	.422	51-172	.297	64-88	.727	21-146	167	4-9	64-2	55	69	0	22	445/13.1
All*	66-34	1468/22.2	203-488	.416	65-221	.294	81-114	.711	28-193	221	3-3	74-2	68	84	0	34	552/8.4
* Played at Drake in 2017-18																	

* Played at Drake in 2017-18

CAREER NEC STATISTICS

			Total		3-Point		Rebounds										
Year	GP-GS	Min/Avg	FG-FGA	Pct	FG-FGA	Pct	FT-FTA	Pct	Off-Def	Tot	Avg	PF-FO	Ast	TO	Blk	Stl	Pts/Avg
2018-19	18-18	616/34.2	76-194	.392	27-95	.284	26-32	.813	6-76	82	4.6	36-2	20	30	0	7	205/11.4
TOTAL	18-18	616/34.2	76-194	.392	27-95	.284	26-32	.813	6-76	82	4.6	36-2	20	30	0	7	205/11.4

MATT BECHT 3

Guard | Fr.-R | 6-2 | 175
Arlington, Va.
Bishop O'Connell



2019-20 HIGHS		
Category	Opponent	Date
Pts.....		
Reb.....		
FG.....		
FGA.....		
3FG.....		
3FGA.....		
FT.....		
FTA.....		
Ast.....		
Stl.....		
Blk.....		
Min.....		

CAREER HIGHS		
Category	Opponent	Date
Pts.....6	at Marshall	11-14-18
Reb.....5	at Marshall	11-14-18
FG.....2	at Marshall	11-14-18
FGA.....4	vs. two opponents	
3FG.....2	at Marshall	11-14-18
3FGA.....4	at Marshall	11-14-18
FT.....		
FTA.....		
Ast.....2	at Marshall	11-14-18
Stl.....		
Blk.....		
Min.....17	at Marshall	11-14-18

MISCELLANEOUS	
Category	19-20 Career
10+ points.....	0
20+ points.....	0
5+ rebounds.....	0
10+ rebounds.....	0
2+ three-pointers.....	0
5+ assists.....	0
2+ steals.....	0
2+ blocks.....	0
Double-Doubles.....	0
Leading Scorer.....	0
Leading Rebounder.....	0
Assists Leader.....	0

NEWS AND NOTES

♦ Appeared in three games before missing the rest of the season due to injury as a freshman in 2018-19.

2019-20 Game-by-Game Statistics

Opponent	Date	MIN	FG-A	3FG-A	FT-A	O-R-D	PF	AST	TO	BLK	STL	PTS
at Georgetown	11-6	Did Not Dress-Injury										
GETTYSBURG	11-9	Did Not Dress-Injury										
at Washington	11-12	Did Not Dress-Injury										
at Lamar	11-15	Did Not Dress-Injury										
at UAB	11-20	Did Not Dress-Injury										
at Kentucky	11-22											
UTAH VALLEY	11-26											
at Howard	11-30											
at Grand Canyon	12-3											
LOYOLA	12-7											
AMERICAN	12-17											
at Navy	12-20											
COPPIN ST.	12-27											
WAGNER	1-2											
LONG ISLAND	1-4											
at Merrimack	1-9											
at Bryant	1-11											
CENTRAL CONNECTICUT	1-18											
ST. FRANCIS BROOKLYN	1-20											
BRYANT	1-25											
at Sacred Heart	1-30											
at Fairleigh Dickinson	2-1											
at Long Island	2-6											
at St. Francis Brooklyn	2-8											
ROBERT MORRIS	2-13											
SAINT FRANCIS U	2-15											
at Wagner	2-18											
at Robert Morris	2-21											
MERRIMACK	2-23											
at Saint Francis U	2-27											
FAIRLEIGH DICKINSON	2-29											

CAREER STATISTICS

Year	GP-GS	Min/Avg	Total		3-Point		FT-FTA	Pct	Rebounds		PF-FO	Ast	TO	Blk	Stl	Pts/Avg
			FG-FGA	Pct	FG-FGA	Pct			Tot	Avg						
2018-19	3-0	32/10.7	3-9	.333	3-8	.375	0-0	.000	2-4	6	2.0	2-0	2	3	0	9/3.0
TOTAL	3-0	32/10.7	3-9	.333	3-8	.375	0-0	.000	2-4	6	2.0	2-0	2	3	0	9/3.0

CAREER NEC STATISTICS

Year	GP-GS	Min/Avg	Total		3-Point		FT-FTA	Pct	Rebounds		PF-FO	Ast	TO	Blk	Stl	Pts/Avg
			FG-FGA	Pct	FG-FGA	Pct			Tot	Avg						
2018-19	0-0															
TOTAL	0-0															

NCAA TOURNAMENT 1995, 1999, 2008, 2014, 2017

AYAN TEEL 5

Guard | Fr. | 5-9 | 160
Bowie, Md.
Bishop O'Connell (Va.)



2019-20 HIGHS

Category	Opponent	Date
Pts.....		
Reb.....		
FG.....		
FGA.....		
3FG.....		
3FGA.....		
FT.....		
FTA.....		
Ast.....		
Stl.....		
Blk.....		
Min.....		

CAREER HIGHS

Category	Opponent	Date
Pts.....		
Reb.....		
FG.....		
FGA.....		
3FG.....		
3FGA.....		
FT.....		
FTA.....		
Ast.....		
Stl.....		
Blk.....		
Min.....		

MISCELLANEOUS

Category	19-20	Career
10+ points.....	0	0
20+ points.....	0	0
5+ rebounds.....	0	0
10+ rebounds.....	0	0
2+ three-pointers.....	0	0
5+ assists.....	0	0
2+ steals.....	0	0
2+ blocks.....	0	0
Double-Doubles.....	0	0
Leading Scorer.....	0	0
Leading Rebounder.....	0	0
Assists Leader.....	0	0

NEWS AND NOTES

♦ Shot 50 percent from three-point range as a senior at Bishop O'Connell, averaging eight points and two assists per game.

2019-20 Game-by-Game Statistics

Opponent	Date	MIN	FG-A	3FG-A	FT-A	O-R-D	PF	AST	TO	BLK	STL	PTS
at Georgetown	11-6	Did Not Dress--Injury										
GETTYSBURG	11-9	Did Not Dress--Injury										
at Washington	11-12	Did Not Dress--Injury										
at Lamar	11-15	Did Not Dress--Injury										
at UAB	11-20	Did Not Dress--Injury										
at Kentucky	11-22											
UTAH VALLEY	11-26											
at Howard	11-30											
at Grand Canyon	12-3											
LOYOLA	12-7											
AMERICAN	12-17											
at Navy	12-20											
COPPIN ST.	12-27											
WAGNER	1-2											
LONG ISLAND	1-4											
at Merrimack	1-9											
at Bryant	1-11											
CENTRAL CONNECTICUT	1-18											
ST. FRANCIS BROOKLYN	1-20											
BRYANT	1-25											
at Sacred Heart	1-30											
at Fairleigh Dickinson	2-1											
at Long Island	2-6											
at St. Francis Brooklyn	2-8											
ROBERT MORRIS	2-13											
SAINT FRANCIS U	2-15											
at Wagner	2-18											
at Robert Morris	2-21											
MERRIMACK	2-23											
at Saint Francis U	2-27											
FAIRLEIGH DICKINSON	2-29											

CAREER STATISTICS

Year	GP-GS	Min/Avg	Total		3-Point		Rebounds		PF-FO	Ast	TO	Blk	Stl	Pts/Avg
			FG-FGA	Pct	FG-FGA	Pct	FT-FTA	Pct	Off-Def	Tot	Avg			
2019-20														
TOTAL	0-0													

CAREER NEC STATISTICS

Year	GP-GS	Min/Avg	Total		3-Point		Rebounds		PF-FO	Ast	TO	Blk	Stl	Pts/Avg
			FG-FGA	Pct	FG-FGA	Pct	FT-FTA	Pct	Off-Def	Tot	Avg			
2019-20														
TOTAL	0-0													



Guard | Fr. | 6-4 | 205
Pittsburgh, Pa.
First Love Christian Academy



2019-20 HIGHS		
Category	Opponent	Date
Pts.....9	at Washington	11-12-19
Reb.....3	at Lamar	11-15-19
FG.....3	at Washington	11-12-19
FGA.....8	at Lamar	11-15-19
3FG.....3	at Washington	11-12-19
3FGA.....5	at Lamar	11-15-19
FT.....		
FTA.....1	at Lamar	11-15-19
Ast.....2	Gettysburg	11-9-19
Stl.....1	vs. two opponents	
Blk.....		
Min.....21	Gettysburg	11-9-19

CAREER HIGHS		
Category	Opponent	Date
Pts.....9	at Washington	11-12-19
Reb.....3	at Lamar	11-15-19
FG.....3	at Washington	11-12-19
FGA.....8	at Lamar	11-15-19
3FG.....3	at Washington	11-12-19
3FGA.....5	at Lamar	11-15-19
FT.....		
FTA.....1	at Lamar	11-15-19
Ast.....2	Gettysburg	11-9-19
Stl.....1	vs. two opponents	
Blk.....		
Min.....21	Gettysburg	11-9-19

MISCELLANEOUS	
Category.....	19-20 Career
10+ points.....	0
20+ points.....	0
5+ rebounds.....	0
10+ rebounds.....	0
2+ three-pointers.....	1
5+ assists.....	0
2+ steals.....	0
2+ blocks.....	0
Double-Doubles.....	0
Leading Scorer.....	0
Leading Rebounder.....	0
Assists Leader.....	1

NEWS AND NOTES

- ◆ Averaged 17.5 points and 5.3 rebounds as a senior for First Love Christian Academy last year.
- ◆ Played 12 minutes in collegiate debut at Georgetown in season opener...Scored first collegiate points on a three-pointer against Gettysburg...Tallied nine points, hitting 3-of-4 from three-point range, in 56-46 loss at No. 20 Washington...Made first collegiate start at Lamar.

2019-20 Game-by-Game Statistics

Opponent	Date	MIN	FG-A	3FG-A	FT-A	O-R-D	PF	AST	TO	BLK	STL	PTS
at Georgetown	11-6	12	0-1	0-1	0-0	0-1-1	0	0	0	0	0	0
GETTYSBURG	11-9	21	1-5	1-4	0-0	0-2-2	1	2	1	0	1	3
at Washington	11-12	20	3-4	3-4	0-0	0-1-1	2	1	1	0	0	9
at Lamar	11-15	18	0-8	0-5	0-1	2-1-3	1	2	3	0	1	0
at UAB	11-20	8	1-3	0-1	0-0	0-0-0	0	0	1	0	0	2
at Kentucky	11-22											
UTAH VALLEY	11-26											
at Howard	11-30											
at Grand Canyon	12-3											
LOYOLA	12-7											
AMERICAN	12-17											
at Navy	12-20											
COPPIN ST.	12-27											
WAGNER	1-2											
LONG ISLAND	1-4											
at Merrimack	1-9											
at Bryant	1-11											
CENTRAL CONNECTICUT	1-18											
ST. FRANCIS BROOKLYN	1-20											
BRYANT	1-25											
at Sacred Heart	1-30											
at Fairleigh Dickinson	2-1											
at Long Island	2-6											
at St. Francis Brooklyn	2-8											
ROBERT MORRIS	2-13											
SAINT FRANCIS U	2-15											
at Wagner	2-18											
at Robert Morris	2-21											
MERRIMACK	2-23											
at Saint Francis U	2-27											
FAIRLEIGH DICKINSON	2-29											

CAREER STATISTICS

Year	GP-GS	Min/Avg	Total		3-Point		FT-FTA	Rebounds				PF-FO	Ast	TO	Blk	Stl	Pts/Avg
			FG-FGA	Pct	FG-FGA	Pct		Pct	Off-Def	Tot	Avg						
2019-20	5-1	79/15.8	5-21	.238	4-15	.267	0-1	.000	2-5	7	1.4	4-0	5	6	0	2	14/2.8
TOTAL	5-1	79/15.8	5-21	.238	4-15	.267	0-1	.000	2-5	7	1.4	4-0	5	6	0	2	14/2.8

CAREER NEC STATISTICS

Year	GP-GS	Min/Avg	Total		3-Point		FT-FTA	Rebounds				PF-FO	Ast	TO	Blk	Stl	Pts/Avg
			FG-FGA	Pct	FG-FGA	Pct		Pct	Off-Def	Tot	Avg						
2019-20																	
TOTAL	0-0																

ODRI DEDOLLI 12

Guard | Jr. | 6-4 | 185
Tirana, Albania
Montverde Academy (Fla.)



NEWS AND NOTES

- ♦ Junior walk-on who has appeared in six career games.
- ♦ Played for the Albanian U20 National team this summer at the 2019 U20 European Championships. Averaged 9.1 points and 3.3 rebounds per game at the event.

2019-20 HIGHS

Category	Opponent	Date
Pts.....3	at Lamar	11-15-19
Reb.....1	at Lamar	11-15-19
FG.....1	at Lamar	11-15-19
3FG.....1	at Lamar	11-15-19
3FGA.....1	at Lamar	11-15-19
FT.....		
FTA.....		
Ast.....		
Stl.....		
Blk.....		
Min.....2	vs. two opponents	

CAREER HIGHS

Category	Opponent	Date
Pts.....3	vs. two opponents	
Reb.....2	at Fair. Dickinson	1-21-19
FG.....1	vs. two opponents	
FGA.....4	St. Mary's (Md.)	12-22-18
3FG.....1	vs. two opponents	
3FGA.....2	vs. two opponents	
FT.....		
FTA.....		
Ast.....		
Stl.....		
Blk.....		
Min.....4	St. Mary's (Md.)	12-22-18

MISCELLANEOUS

Category	19-20	Career
10+ points.....	0	0
20+ points.....	0	0
5+ rebounds.....	0	0
10+ rebounds.....	0	0
2+ three-pointers.....	0	0
5+ assists.....	0	0
2+ steals.....	0	0
2+ blocks.....	0	0
Double-Doubles.....	0	0
Leading Scorer.....	0	0
Leading Rebounder.....	0	0
Assists Leader.....	0	0

2019-20 Game-by-Game Statistics

Opponent	Date	MIN	FG-A	3FG-A	FT-A	O-R-D	PF	AST	TO	BLK	STL	PTS
at Georgetown	11-6	0+	0-0	0-0	0-0	0-0-0	0	0	0	0	0	0
GETTYSBURG	11-9	2	0-0	0-0	0-0	0-0-0	0	0	0	0	0	0
at Washington	11-12	DNP—Coaches Decision										
at Lamar	11-15	2	1-1	1-1	0-0	0-0-0	0	0	0	0	0	3
at UAB	11-20	DNP—Coaches Decision										
at Kentucky	11-22											
UTAH VALLEY	11-26											
at Howard	11-30											
at Grand Canyon	12-3											
LOYOLA	12-7											
AMERICAN	12-17											
at Navy	12-20											
COPPIN ST.	12-27											
WAGNER	1-2											
LONG ISLAND	1-4											
at Merrimack	1-9											
at Bryant	1-11											
CENTRAL CONNECTICUT	1-18											
ST. FRANCIS BROOKLYN	1-20											
BRYANT	1-25											
at Sacred Heart	1-30											
at Fairleigh Dickinson	2-1											
at Long Island	2-6											
at St. Francis Brooklyn	2-8											
ROBERT MORRIS	2-13											
SAINT FRANCIS U	2-15											
at Wagner	2-18											
at Robert Morris	2-21											
MERRIMACK	2-23											
at Saint Francis U	2-27											
FAIRLEIGH DICKINSON	2-29											

CAREER STATISTICS

Year	GP-GS	Min/Avg	Total		3-Point		FT-FTA	Rebounds		PF-FO	Ast	TO	Blk	Stl	Pts/Avg
			FG-FGA	Pct	FG-FGA	Pct		Pct Off-Def	Tot	Avg					
2017-18	1-0	2/2.0	0-1	.000	0-1	.000	0-0	.000	0-1	1	1.0	0-0	0	0	0/0.0
2018-19	5-0	9/1.8	2-6	.333	2-4	.500	0-0	.000	0-2	2	0.4	0-0	0	0	6/1.2
2019-20	3-0	4/1.3	1-1	1.000	1-1	1.000	0-0	.000	0-0	0	0.0	0-0	0	1	3/1.0
TOTAL	9-0	15/1.7	3-8	.375	3-6	.500	0-0	.000	0-3	3	0.3	0-0	0	1	9/1.0

CAREER NEC STATISTICS

Year	GP-GS	Min/Avg	Total		3-Point		FT-FTA	Rebounds		PF-FO	Ast	TO	Blk	Stl	Pts/Avg
			FG-FGA	Pct	FG-FGA	Pct		Pct Off-Def	Tot	Avg					
2018-19	3-0	4/1.3	1-2	.500	1-2	.500	0-0	.000	0-2	2	0.7	0-0	0	0	3/1.0
TOTAL	3-0	4/1.3	1-2	.500	1-2	.500	0-0	.000	0-2	2	0.7	0-0	0	0	3/1.0

OMAR HABWE 13

Forward | Jr. | 6-6 | 225
Lexington, Va.
St. James School (Md.)



NEWS AND NOTES

- ◆ Averaged 9.4 points and 4.9 rebounds while appearing in all 31 games as a sophomore in 2018-19.
- ◆ Pulled down a career high 17 rebounds at home against Bryant on Jan. 10, 2019.

2018-19 HIGHS

Category	Opponent	Date
Pts.....8	at Georgetown	11-6-19
Reb.....5	at Lamar	11-15-19
FG.....3	at Georgetown	11-6-19
FGA.....8	at Lamar	11-15-19
3FG.....2	at Georgetown	11-6-19
3FGA.....6	at Lamar	11-15-19
FT.....3	at Washington	11-12-19
FTA.....6	at Washington	11-12-19
Ast.....1	vs. two opponents	
Stl.....1	at Washington	11-12-19
Blk.....		
Min.....25	at Lamar	11-15-19

CAREER HIGHS

Category	Opponent	Date
Pts.....24	Lehigh	12-8-18
Reb.....17	Bryant	1-10-19
FG.....8	at Saint Francis U	1-3-19
FGA.....16	at Saint Francis U	1-3-19
3FG.....4	vs. two opponents	
3FGA.....9	at Saint Francis U	1-3-19
FT.....11	Lehigh	12-8-18
FTA.....12	Lehigh	12-8-18
Ast.....5	Wilson	12-15-18
Stl.....5	Wilson	12-15-18
Blk.....2	Saint Francis U	2-3-18
Min.....38	at Robert Morris	1-5-19

MISCELLANEOUS

Category	19-20	Career
10+ points.....	0	12
20+ points.....	0	2
5+ rebounds.....	1	16
10+ rebounds.....	0	1
2+ three-pointers.....	1	9
5+ assists.....	0	0
2+ steals.....	0	9
2+ blocks.....	0	1
Double-Doubles.....	0	0
Leading Scorer.....	0	5
Leading Rebounder.....	0	5
Assists Leader.....	0	2

2019-20 Game-by-Game Statistics

Opponent	Date	MIN	FG-A	3FG-A	FT-A	O-R-D	PF	AST	TO	BLK	STL	PTS
at Georgetown	11-6	24	3-7	2-5	0-0	1-1-2	3	1	3	0	0	8
GETTYSBURG	11-9	17	1-4	1-4	2-2	0-4-4	0	0	0	0	0	5
at Washington	11-12	20	0-5	0-2	3-6	2-1-3	2	0	2	0	1	3
at Lamar	11-15	25	2-8	1-6	1-2	2-3-5	6	1	4	0	0	6
at UAB	11-20	6	0-2	0-2	0-0	0-2-2	2	0	2	0	0	0
at Kentucky	11-22											
UTAH VALLEY	11-26											
at Howard	11-30											
at Grand Canyon	12-3											
LOYOLA	12-7											
AMERICAN	12-17											
at Navy	12-20											
COPPIN ST.	12-27											
WAGNER	1-2											
LONG ISLAND	1-4											
at Merrimack	1-9											
at Bryant	1-11											
CENTRAL CONNECTICUT	1-18											
ST. FRANCIS BROOKLYN	1-20											
BRYANT	1-25											
at Sacred Heart	1-30											
at Fairleigh Dickinson	2-1											
at Long Island	2-6											
at St. Francis Brooklyn	2-8											
ROBERT MORRIS	2-13											
SAINT FRANCIS U	2-15											
at Wagner	2-18											
at Robert Morris	2-21											
MERRIMACK	2-23											
at Saint Francis U	2-27											
FAIRLEIGH DICKINSON	2-29											

CAREER STATISTICS

Year	GP-GS	Min/Avg	FG-FGA	Pct	3-Point	FG-FGA	Pct	FT-FTA	Pct	Rebounds	Avg	PF-FO	Ast	TO	Blk	Stl	Pts/Avg
2017-18	31-1	344/11.1	27-48	.563	7-19	.368	7-19	.368	.677	14-34	48	1.5	33-0	8	3	11	82/2.6
2018-19	31-23	879/28.4	82-236	.347	42-129	.326	86-114	.754	.754	37-116	153	4.9	72-0	38	45	2	292/9.4
2019-20	5-0	92/18.4	6-26	.231	4-19	.211	6-10	.600	.600	5-11	16	3.2	13-1	2	11	0	22/4.4
TOTAL	67-24	1315/19.6	115-310	.371	53-167	.317	113-155	.729	.729	56-161	217	3.2	118-1	48	64	5	396/5.9

CAREER NEG STATISTICS

Year	GP-GS	Min/Avg	FG-FGA	Pct	3-Point	FG-FGA	Pct	FT-FTA	Pct	Rebounds	Avg	PF-FO	Ast	TO	Blk	Stl	Pts/Avg
2017-18	18-1	186/10.3	15-25	.600	6-12	.500	12-19	.632	.632	7-21	28	1.6	16-0	3	6	3	48/2.7
2018-19	18-17	522/29.0	53-145	.366	28-75	.373	43-57	.754	.754	17-74	91	5.1	41-0	19	25	1	177/9.8
TOTAL	36-18	708/19.7	68-170	.400	34-87	.391	55-76	.724	.724	24-95	119	3.3	57-0	22	31	4	225/6.3

NCAA TOURNAMENT 1995, 1999, 2008, 2014, 2017

DAMIAN CHONG QUI

15

Guard | So. | 5-8 | 145
Baltimore, Md.
McDonough



NEWS AND NOTES

- ◆ Averaged 6.8 points and 3.7 assists per game as a freshman for the Mountaineers in 2018-19 as a walk-on. Started the final 24 games while appearing in all 31 contests. Earned a scholarship after the season.
- ◆ Posted 13 points and four rebounds in win over Gettysburg...Had nine points and four rebounds in 56-46 loss at No. 20 Washington.

2019-20 HIGHS

Category	Opponent	Date
Pts.....13	Gettysburg	11-9-19
Reb.....4	vs. two opponents	
FG.....3	Gettysburg	11-9-19
FGA.....8	at Washington	11-12-19
3FG.....2	at Washington	11-12-19
3FGA.....5	vs. two opponents	
FT.....7	Gettysburg	11-9-19
FTA.....8	Gettysburg	11-9-19
Ast.....6	at UAB	11-20-19
Stl.....3	Gettysburg	11-9-19
Blk.....1	at UAB	11-20-19
Min.....37	at UAB	11-20-19

CAREER HIGHS

Category	Opponent	Date
Pts.....17	Bryant	1-10-19
Reb.....8	at CCSU	2-21-19
FG.....6	at Bryant	2-23-19
FGA.....11	at Saint Francis U	1-3-19
3FG.....3	vs. two opponents	
3FGA.....8	vs. two opponents	
FT.....7	Gettysburg	11-9-19
FTA.....8	Gettysburg	11-9-19
Ast.....8	at St. Francis BK	3-2-19
Stl.....3	Gettysburg	11-9-19
Blk.....1	at Minnesota	12-30-18
Min.....38	at St. Francis BK	3-2-19

MISCELLANEOUS

Category	19-20	Career
10+ points.....	1	10
20+ points.....	0	0
5+ rebounds.....	0	7
10+ rebounds.....	0	0
2+ three-pointers.....	1	8
5+ assists.....	2	15
2+ steals.....	2	9
2+ blocks.....	0	0
Double-Doubles.....	0	0
Leading Scorer.....	0	1
Leading Rebounder.....	0	1
Assists Leader.....	2	19

2019-20 Game-by-Game Statistics

Opponent	Date	MIN	FG-A	3FG-A	FT-A	O-R-D	PF	AST	TO	BLK	STL	PTS
at Georgetown	11-6	32	1-5	1-3	0-1	0-3-3	3	5	1	0	1	3
GETTYSBURG	11-9	31	3-5	0-1	7-8	0-4-4	2	2	1	0	3	13
at Washington	11-12	35	2-8	2-5	3-4	1-3-4	2	1	3	0	2	9
at Lamar	11-15	26	3-7	1-2	0-0	0-3-3	0	1	2	0	1	7
at UAB	11-20	37	3-7	1-5	0-0	0-2-2	2	6	0	1	1	7
at Kentucky	11-22											
UTAH VALLEY	11-26											
at Howard	11-30											
at Grand Canyon	12-3											
LOYOLA	12-7											
AMERICAN	12-17											
at Navy	12-20											
COPPIN ST.	12-27											
WAGNER	1-2											
LONG ISLAND	1-4											
at Merrimack	1-9											
at Bryant	1-11											
CENTRAL CONNECTICUT	1-18											
ST. FRANCIS BROOKLYN	1-20											
BRYANT	1-25											
at Sacred Heart	1-30											
at Fairleigh Dickinson	2-1											
at Long Island	2-6											
at St. Francis Brooklyn	2-8											
ROBERT MORRIS	2-13											
SAINT FRANCIS U	2-15											
at Wagner	2-18											
at Robert Morris	2-21											
MERRIMACK	2-23											
at Saint Francis U	2-27											
FAIRLEIGH DICKINSON	2-29											

CAREER STATISTICS

			Total		3-Point				Rebounds													
Year	GP-GS	Min/Avg	FG-FGA	Pct	FG-FGA	Pct	FT-FTA	Pct	Off-Def	Tot	Avg	PF-FO	Ast	TO	Blk	Stl	Pts/Avg					
2018-19	31-24	884/28.5	73-199	.367	24-89	.270	42-63	.667	12-76	88	2.8	75-2	116	51	1	26	212/6.8					
2019-20	5-5	162/32.4	12-32	.375	5-16	.313	10-13	.769	1-15	16	3.2	9-0	15	7	1	8	39/7.8					
TOTAL	36-29	1046/29.1	85-231	.368	29-105	.276	52-76	.684	13-91	104	2.9	84-2	131	58	2	34	251/7.0					

CAREER NEC STATISTICS

			Total		3-Point			Rebounds									
Year	GP-GS	Min/Avg	FG-FGA	Pct	FG-FGA	Pct	FT-FTA	Pct	Off-Def	Tot	Avg	PF-FO	Ast	TO	Blk	Stl	Pts/Avg
2018-19	18-18	598/33.2	52-140	.371	19-65	.292	29-43	.674	9-54	63	3.5	47-2	79	36	0	18	152/8.4
TOTAL	18-18	598/33.2	52-140	.371	19-65	.292	29-43	.674	9-54	63	3.5	47-2	79	36	0	18	152/8.4

CHIDOZIE COLLIN NNAMENE

21

Forward | So. | 6-9 | 210
Enugu State, Nigeria
St. Albans (D.C.)



NEWS AND NOTES

- ◆ Averaged 2.9 points and 2.5 rebounds in 11.7 minutes per game while appearing in 27 games as a freshman.
- ◆ Made first collegiate start at No.20 Washington, finishing with five points and two assists in 28 minutes of action.

2019-20 HIGHS

Category	Opponent	Date
Pts.....5	vs. two opponents	
Reb.....5	at Georgetown	11-6-19
FG.....2	at Washington	11-12-19
FGA.....4	vs. two opponents	
3FG.....1	vs. three opponents	
3FGA.....1	Gettysburg	11-9-19
FT.....5	Gettysburg	11-9-19
FTA.....8	Gettysburg	11-9-19
Ast.....2	at Washington	11-12-19
Stl.....2	Gettysburg	11-9-19
Blk.....2	vs. two opponents	
Min.....28	at Washington	11-12-19

CAREER HIGHS

Category	Opponent	Date
Pts.....9	at LIU Brooklyn	2-7-19
Reb.....8	at Saint Francis U	1-3-19
FG.....4	vs. two opponents	
FGA.....6	St. Mary's (Md.)	12-22-18
3FG.....1	at LIU Brooklyn	2-7-19
3FGA.....2	vs. two opponents	
FT.....5	Gettysburg	11-9-19
FTA.....8	Gettysburg	11-9-19
Ast.....2	at Washington	11-12-19
Stl.....2	Gettysburg	11-9-19
Blk.....2	vs. five opponents	
Min.....28	at Washington	11-12-19

MISCELLANEOUS

Category	19-20	Career
10+ points.....0	0	0
20+ points.....0	0	0
5+ rebounds.....1	1	4
10+ rebounds.....0	0	0
2+ three-pointers.....0	0	0
5+ assists.....0	0	0
2+ steals.....1	1	1
2+ blocks.....2	2	5
Double-Doubles.....0	0	0
Leading Scorer.....0	0	0
Leading Rebounder.....0	0	1
Assists Leader.....0	0	0

2019-20 Game-by-Game Statistics

Opponent	Date	MIN	FG-A	3FG-A	FT-A	O-R-D	PF	AST	TO	BLK	STL	PTS
at Georgetown	11-6	16	1-4	0-0	1-2	1-4-5	1	0	0	2	0	3
GETTYSBURG	11-9	14	0-1	0-1	5-8	3-0-3	2	0	0	1	2	5
at Washington	11-12	28	2-4	0-1	1-2	0-0-0	3	2	2	1	1	5
at Lamar	11-15	17	1-2	0-1	0-0	0-0-0	4	0	0	0	0	2
at UAB	11-20	10	1-1	0-0	0-0	1-0-1	2	0	2	2	0	2
at Kentucky	11-22											
UTAH VALLEY	11-26											
at Howard	11-30											
at Grand Canyon	12-3											
LOYOLA	12-7											
AMERICAN	12-17											
at Navy	12-20											
COPPIN ST.	12-27											
WAGNER	1-2											
LONG ISLAND	1-4											
at Merrimack	1-9											
at Bryant	1-11											
CENTRAL CONNECTICUT	1-18											
ST. FRANCIS BROOKLYN	1-20											
BRYANT	1-25											
at Sacred Heart	1-30											
at Fairleigh Dickinson	2-1											
at Long Island	2-6											
at St. Francis Brooklyn	2-8											
ROBERT MORRIS	2-13											
SAINT FRANCIS U	2-15											
at Wagner	2-18											
at Robert Morris	2-21											
MERRIMACK	2-23											
at Saint Francis U	2-27											
FAIRLEIGH DICKINSON	2-29											

CAREER STATISTICS

Year	GP-GS	Min/Avg	Total FG-FGA	Pct	3-Point FG-FGA	Pct	FT-FTA	Pct	Off-Def	Tot	Avg	PF-FO	Ast	TO	Blk	Stl	Pts/Avg
2018-19	27-0	317/11.7	30-64	.469	1-8	.125	16-30	.533	28-40	68	2.5	54-0	4	25	18	3	77/2.9
2019-20	5-2	83/16.6	5-12	.417	0-3	.000	7-12	.583	5-4	9	1.8	12-0	2	4	6	3	17/3.4
TOTAL	32-2	400/12.5	35-76	.461	1-11	.091	23-42	.548	33-44	77	2.4	66-0	6	29	24	6	94/2.9

CAREER NEC STATISTICS

Year	GP-GS	Min/Avg	Total FG-FGA	Pct	3-Point FG-FGA	Pct	FT-FTA	Pct	Off-Def	Tot	Avg	PF-FO	Ast	TO	Blk	Stl	Pts/Avg
2018-19	18-0	214/11.9	19-38	.500	1-5	.200	14-23	.609	15-26	41	2.3	32-0	3	14	9	2	53/2.9
TOTAL	18-0	214/11.9	19-38	.500	1-5	.200	14-23	.609	15-26	41	2.3	32-0	3	14	9	2	53/2.9

NANA OPOKU 22

Forward | So.-R | 6-9 | 210
Woodbridge, Va.
Potomac



NEWS AND NOTES

◆ Scored nine points while adding six rebounds and a pair of blocks in win over Gettysburg...Had six points and five boards at No. 20 Washington...Had 13 points on 5-of-7 shooting in 58-51 loss at UAB.

2019-20 HIGHS

Category	Opponent	Date
Pts.....13	at UAB	11-20-19
Reb.....7	at Lamar	11-15-19
FG.....5	at UAB	11-20-19
FGA.....7	vs. two opponents	
3FG.....2	vs. two opponents	
3FGA.....3	at UAB	11-20-19
FT.....3	Gettysburg	11-9-19
FTA.....5	Gettysburg	11-9-19
Ast.....2	Gettysburg	11-9-19
Stl.....2	at Lamar	11-15-19
Blk.....2	Gettysburg	11-9-19
Min.....31	at UAB	11-20-19

CAREER HIGHS

Category	Opponent	Date
Pts.....15	vs. two opponents	
Reb.....9	vs. two opponents	
FG.....5	vs. four opponents	
FGA.....9	LIU Brooklyn	1-24-19
3FG.....2	vs. five opponents	
3FGA.....5	LIU Brooklyn	1-24-19
FT.....9	at Morgan State	11-25-18
FTA.....11	at Morgan State	11-25-18
Ast.....3	at Loyola	12-1-18
Stl.....2	vs. two opponents	
Blk.....9	Saint Francis U	2-2-19
Min.....38	at Hofstra	11-9-18

MISCELLANEOUS

Category	19-20	Career
10+ points.....	1	6
20+ points.....	0	0
5+ rebounds.....	2	10
10+ rebounds.....	0	0
2+ three-pointers.....	2	5
5+ assists.....	0	0
2+ steals.....	1	2
2+ blocks.....	1	12
Double-Doubles.....	0	0
Leading Scorer.....	0	0
Leading Rebounder.....	1	4
Assists Leader.....	0	1

2019-20 Game-by-Game Statistics

Opponent	Date	MIN	FG-A	3FG-A	FT-A	O-R-D	PF	AST	TO	BLK	STL	PTS
at Georgetown	11-6	16	3-4	2-2	1-1	0-0-0	5	0	1	0	0	9
GETTYSBURG	11-9	21	3-4	0-1	3-5	5-1-6	4	2	1	2	1	9
at Washington	11-12	21	3-7	0-1	0-1	2-3-5	2	0	3	0	0	6
at Lamar	11-15	24	2-4	0-1	2-4	2-5-7	2	1	4	1	2	6
at UAB	11-20	31	5-7	2-3	1-1	1-3-4	2	1	1	0	0	13
at Kentucky	11-22											
UTAH VALLEY	11-26											
at Howard	11-30											
at Grand Canyon	12-3											
LOYOLA	12-7											
AMERICAN	12-17											
at Navy	12-20											
COPPIN ST.	12-27											
WAGNER	1-2											
LONG ISLAND	1-4											
at Merrimack	1-9											
at Bryant	1-11											
CENTRAL CONNECTICUT	1-18											
ST. FRANCIS BROOKLYN	1-20											
BRYANT	1-25											
at Sacred Heart	1-30											
at Fairleigh Dickinson	2-1											
at Long Island	2-6											
at St. Francis Brooklyn	2-8											
ROBERT MORRIS	2-13											
SAINT FRANCIS U	2-15											
at Wagner	2-18											
at Robert Morris	2-21											
MERRIMACK	2-23											
at Saint Francis U	2-27											
FAIRLEIGH DICKINSON	2-29											

CAREER STATISTICS

Year	GP-GS	Min/Avg	Total		3-Point		FT-FTA	Pct	Rebounds		PF-FO	Ast	TO	Blk	Stl	Pts/Avg
			FG-FGA	Pct	FG-FGA	Pct			Pct	Off-Def	Tot					
2018-19	30-15	698/23.3	53-126	.421	11-49	.224	42-57	.737	34-78	112	3.7	65-2	14	46	47	9 159/5.3
2019-20	5-5	113/22.6	16-26	.615	4-8	.500	7-12	.583	10-12	22	4.4	15-1	4	10	3	43/8.6
TOTAL	35-20	811/23.2	69-152	.454	15-57	.263	49-69	.710	44-90	134	3.8	80-3	18	56	50	12 202/5.8

CAREER NEC STATISTICS

Year	GP-GS	Min/Avg	Total		3-Point		FT-FTA	Pct	Rebounds		PF-FO	Ast	TO	Blk	Stl	Pts/Avg
			FG-FGA	Pct	FG-FGA	Pct			Pct	Off-Def	Tot					
2018-19	17-2	346/20.4	25-59	.424	4-18	.222	19-28	.679	15-34	49	2.9	38-0	3	17	33	3 73/4.3
TOTAL	17-2	346/20.4	25-59	.424	4-18	.222	19-28	.679	15-34	49	2.9	38-0	3	17	33	3 73/4.3

BRANDON LEFTWICH 23

Guard | Jr.-R | 6-3 | 183
Brooklyn, N.Y.
Xaverian



NEWS AND NOTES

- ◆ Appeared in eight games for the Mountaineers during the 2018-19 season.
- ◆ His mother, Michelle Leftwich, is the Vice President, Salary Cap Administration for the Atlanta Hawks.
- ◆ Scored six points on 3-of-3 shooting at Lamar.

2019-20 HIGHS

Category	Opponent	Date
Pts.....6	at Lamar	11-15-19
Reb.....2	at Lamar	11-15-19
FG.....3	at Lamar	11-15-19
FGA.....3	at Lamar	11-15-19
3FG.....		
3FGA.....		
FT.....		
FTA.....		
Ast.....2	at Lamar	11-15-19
Stl.....		
Blk.....		
Min.....15	at Lamar	11-15-19

CAREER HIGHS

Category	Opponent	Date
Pts.....6	at Lamar	11-15-19
Reb.....2	at Lamar	11-15-19
FG.....3	at Lamar	11-15-19
FGA.....3	at Lamar	11-15-19
3FG.....		
3FGA.....1	at Bryant	2-23-19
FT.....1	vs. four opponents	
FTA.....2	vs. three opponents	
Ast.....3	Washington (Md.)	12-17-17
Stl.....1	vs. two opponents	
Blk.....		
Min.....15	at Lamar	11-15-19

MISCELLANEOUS

Category	19-20	Career
10+ points.....	0	0
20+ points.....	0	0
5+ rebounds.....	0	0
10+ rebounds.....	0	0
2+ three-pointers.....	0	0
5+ assists.....	0	0
2+ steals.....	0	0
2+ blocks.....	0	0
Double-Doubles.....	0	0
Leading Scorer.....	0	0
Leading Rebounder.....	0	0
Assists Leader.....	0	0

2019-20 Game-by-Game Statistics

Opponent	Date	MIN	FG-A	3FG-A	FT-A	O-R-D	PF	AST	TO	BLK	STL	PTS
at Georgetown	11-6	1	0-0	0-0	0-0	0-0-0	0	0	2	0	0	0
GETTYSBURG	11-9	7	0-1	0-0	0-0	0-1-1	1	0	0	0	0	0
at Washington	11-12	DNP—Coaches Decision										
at Lamar	11-15	15	3-3	0-0	0-0	0-2-2	2	2	2	0	0	6
at UAB	11-20	2	0-1	0-0	0-0	0-0-0	0	0	1	0	0	0
at Kentucky	11-22											
UTAH VALLEY	11-26											
at Howard	11-30											
at Grand Canyon	12-3											
LOYOLA	12-7											
AMERICAN	12-17											
at Navy	12-20											
COPPIN ST.	12-27											
WAGNER	1-2											
LONG ISLAND	1-4											
at Merrimack	1-9											
at Bryant	1-11											
CENTRAL CONNECTICUT	1-18											
ST. FRANCIS BROOKLYN	1-20											
BRYANT	1-25											
at Sacred Heart	1-30											
at Fairleigh Dickinson	2-1											
at Long Island	2-6											
at St. Francis Brooklyn	2-8											
ROBERT MORRIS	2-13											
SAINT FRANCIS U	2-15											
at Wagner	2-18											
at Robert Morris	2-21											
MERRIMACK	2-23											
at Saint Francis U	2-27											
FAIRLEIGH DICKINSON	2-29											

CAREER STATISTICS

Year	GP-GS	Min/Avg	Total		3-Point		FT-FTA	Pct	Rebounds		PF-FO	Ast	TO	Blk	Stl	Pts/Avg
			FG-FGA	Pct	FG-FGA	Pct			Pct	Off-Def	Tot					
2017-18	10-0	12/1.2	1-4	.250	0-0	.000	2-4	.500	0-2	2	0.2	1-0	4	3	0	4/0.4
2018-19	8-0	15/1.9	1-4	.250	0-1	.000	2-4	.500	1-1	2	0.3	2-0	5	4	0	4/0.5
2019-20	4-0	25/6.3	3-5	.600	0-0	.000	0-0	.000	0-3	3	0.8	3-0	2	5	0	6/1.5
TOTAL	22-0	52/2.4	5-13	.385	0-1	.000	4-8	.500	1-6	7	0.3	6-0	11	12	0	14/0.6

CAREER NEC STATISTICS

Year	GP-GS	Min/Avg	Total		3-Point		FT-FTA	Pct	Rebounds		PF-FO	Ast	TO	Blk	Stl	Pts/Avg
			FG-FGA	Pct	FG-FGA	Pct			Pct	Off-Def	Tot					
2017-18	3-0	4/1.3	1-2	.500	0-0	.000	2-3	.667	0-1	1	0.3	0-0	1	0	0	4/1.3
2018-19	4-0	4/1.0	1-2	.500	0-1	.000	0-0	.000	1-1	2	0.5	0-0	1	0	0	2/0.5
TOTAL	7-0	8/1.1	2-4	.500	0-1	.000	2-3	.667	1-2	3	0.4	0-0	2	0	0	6/0.9

NCAA TOURNAMENT 1995, 1999, 2008, 2014, 2017

JALEN JEFFERSON 34

Forward | So. | 6-7 | 200
Hopewell, Va.
Hopewell



NEWS AND NOTES

♦ Played in eight games for the Mountaineers as a freshman in 2018-19. His twin brother, Malik, is also a sophomore forward for the Mountaineers.

2019-20 HIGHS

Category	Opponent	Date
Pts.....3	at Lamar	11-15-10
Reb.....3	at Lamar	11-15-19
FG.....1	at Lamar	11-15-19
FGA.....2	at Lamar	11-15-19
3FG.....1	at Lamar	11-15-19
3FGA.....1	at Lamar	11-15-19
FT.....1		
FTA.....1		
Ast.....1		
Stl.....1		
Blk.....1	Gettysburg	11-9-19
Min.....10	at Lamar	11-15-19

CAREER HIGHS

Category	Opponent	Date
Pts.....3	vs. two opponents	
Reb.....3	at Lamar	11-15-19
FG.....1	vs. two opponents	
FGA.....2	vs. two opponents	
3FG.....1	at Lamar	11-15-19
3FGA.....1	at Lamar	11-15-19
FT.....1	St. Mary's (Md.)	12-22-18
FTA.....1	St. Mary's (Md.)	12-22-18
Ast.....1		
Stl.....1		
Blk.....1	Gettysburg	11-9-19
Min.....10	at Lamar	11-15-19

MISCELLANEOUS

Category	19-20	Career
10+ points.....	0	0
20+ points.....	0	0
5+ rebounds.....	0	0
10+ rebounds.....	0	0
2+ three-pointers.....	0	0
5+ assists.....	0	0
2+ steals.....	0	0
2+ blocks.....	0	0
Double-Doubles.....	0	0
Leading Scorer.....	0	0
Leading Rebounder.....	0	0
Assists Leader.....	0	0

2019-20 Game-by-Game Statistics

Opponent	Date	MIN	FG-A	3FG-A	FT-A	O-R-D	PF	AST	TO	BLK	STL	PTS
at Georgetown	11-6	1	0-0	0-0	0-0	0-0-0	0	0	0	0	0	0
GETTYSBURG	11-9	2	0-0	0-0	0-0	0-1-1	0	0	0	1	0	0
at Washington	11-12	DNP—Coaches Decision										
at Lamar	11-15	10	1-2	1-1	0-0	1-2-3	0	0	0	0	0	3
at UAB	11-20	DNP—Coaches Decision										
at Kentucky	11-22											
UTAH VALLEY	11-26											
at Howard	11-30											
at Grand Canyon	12-3											
LOYOLA	12-7											
AMERICAN	12-17											
at Navy	12-20											
COPPIN ST.	12-27											
WAGNER	1-2											
LONG ISLAND	1-4											
at Merrimack	1-9											
at Bryant	1-11											
CENTRAL CONNECTICUT	1-18											
ST. FRANCIS BROOKLYN	1-20											
BRYANT	1-25											
at Sacred Heart	1-30											
at Fairleigh Dickinson	2-1											
at Long Island	2-6											
at St. Francis Brooklyn	2-8											
ROBERT MORRIS	2-13											
SAINT FRANCIS U	2-15											
at Wagner	2-18											
at Robert Morris	2-21											
MERRIMACK	2-23											
at Saint Francis U	2-27											
FAIRLEIGH DICKINSON	2-29											

CAREER STATISTICS

Year	GP-GS	Min/Avg	Total FG-FGA	Pct	3-Point FG-FGA	Pct	FT-FTA	Pct	Off-Def	Tot	Avg	PF-FO	Ast	TO	Blk	Stl	Pts/Avg
2018-19	5-0	8/1.6	1-2	.500	0-0	.000	1-1	1.000	2-0	2	0.4	0-0	0	0	0	0	3/0.6
2019-20	3-0	13/4.3	1-2	.500	1-1	1.000	0-0	.000	1-3	4	1.3	0-0	0	0	1	0	3/1.0
TOTAL	8-0	21/2.6	2-4	.500	1-1	1.000	1-1	1.000	3-3	6	0.8	0-0	0	0	1	0	6/0.8

CAREER NEC STATISTICS

Year	GP-GS	Min/Avg	Total FG-FGA	Pct	3-Point FG-FGA	Pct	FT-FTA	Pct	Off-Def	Tot	Avg	PF-FO	Ast	TO	Blk	Stl	Pts/Avg
2018-19	3-0	3/1.0	0-0	.000	0-0	.000	0-0	.000	0-0	0	0.0	0-0	0	0	0	0	0/0.0
TOTAL	3-0	3/1.0	0-0	.000	0-0	.000	0-0	.000	0-0	0	0.0	0-0	0	0	0	0	0/0.0

MALIK JEFFERSON 42

Forward | Fr. | 6-9 | 230
Hopewell, Va.
Hopewell



2018-19 HIGHS		
Category	Opponent	Date
Pts.....14	Gettysburg	11-9-19
Reb.....13	Gettysburg	11-9-19
FG.....6	Gettysburg	11-9-19
FGA.....11	Gettysburg	11-9-19
3FG.....		
3FGA.....		
FT.....2	Gettysburg	11-9-19
FTA.....4	Gettysburg	11-9-19
Ast.....		
Stl.....2	at Georgetown	11-6-19
Blk.....1	vs. two opponents	
Min.....32	vs. two opponents	

CAREER HIGHS		
Category	Opponent	Date
Pts.....22	at Loyola	12-1-18
Reb.....20	at American	12-18-18
FG.....10	at Loyola	12-1-18
FGA.....15	at Loyola	12-1-18
3FG.....		
3FGA.....		
FT.....4	at St. Francis BK	3-2-19
FTA.....7	at Morgan State	11-25-18
Ast.....2	vs. two opponents	
Stl.....2	at Robert Morris	1-5-19
Blk.....2	vs. six opponents	
Min.....34	at St. Francis BK	3-2-19

MISCELLANEOUS		
Category	19-20	Career
10+ points.....	2	13
20+ points.....	0	3
5+ rebounds.....	3	20
10+ rebounds.....	3	7
2+ three-pointers.....	0	0
5+ assists.....	0	0
2+ steals.....	1	2
2+ blocks.....	0	6
Double-Doubles.....	1	4
Leading Scorer.....	0	4
Leading Rebounder.....	4	18
Assists Leader.....	0	0

NEWS AND NOTES

- ◆ Averaged 8.5 points and 6.1 rebounds while shooting 59.2 percent from the field as a freshman, starting 30 of 31 games in the 2018-19 season.
- ◆ His twin brother, Jalen, is also a sophomore forward on the Mount roster.
- ◆ Pulled down 20 rebounds in the Mount's win at American last season. The 20 rebounds are the most by a Mount player in a game in the school's Division I era (since 1988-89).
- ◆ Recorded fourth career double-double with 14 points and 13 rebounds in the home opening win over Gettysburg...Pulled down game-high 11 rebounds at No. 20 Washington...Had 10 points and 11 rebounds in the Mount's 58-51 loss at UAB.

2019-20 Game-by-Game Statistics

Opponent	Date	MIN	FG-A	3FG-A	FT-A	O-R-D	PF	AST	TO	BLK	STL	PTS
at Georgetown	11-6	22	4-5	0-0	0-1	0-6-6	3	0	2	0	2	8
GETTYSBURG	11-9	26	6-11	0-0	2-4	2-11-13	1	0	2	1	0	14
at Washington	11-12	32	2-9	0-0	0-0	4-7-11	3	0	1	0	1	4
at Lamar	11-15	19	3-4	0-0	0-1	2-1-3	1	0	0	0	1	6
at UAB	11-20	32	5-10	0-0	0-0	2-9-11	1	0	1	1	0	10
at Kentucky	11-22											
UTAH VALLEY	11-26											
at Howard	11-30											
at Grand Canyon	12-3											
LOYOLA	12-7											
AMERICAN	12-17											
at Navy	12-20											
COPPIN ST.	12-27											
WAGNER	1-2											
LONG ISLAND	1-4											
at Merrimack	1-9											
at Bryant	1-11											
CENTRAL CONNECTICUT	1-18											
ST. FRANCIS BROOKLYN	1-20											
BRYANT	1-25											
at Sacred Heart	1-30											
at Fairleigh Dickinson	2-1											
at Long Island	2-6											
at St. Francis Brooklyn	2-8											
ROBERT MORRIS	2-13											
SAINT FRANCIS U	2-15											
at Wagner	2-18											
at Robert Morris	2-21											
MERRIMACK	2-23											
at Saint Francis U	2-27											
FAIRLEIGH DICKINSON	2-29											

CAREER STATISTICS

Year	GP-GS	Min/Avg	Total		3-Point		Rebounds										
			FG-FGA	Pct	FG-FGA	Pct	FT-FTA	Pct	Off-Def	Tot	Avg	PF-FO	Ast	TO	Blk	Stl	Pts/Avg
2018-19	31-30	648/20.9	116-196	.592	0-0	.000	33-67	.493	81-108	189	6.1	100-4	11	37	22	9	265/8.5
2019-20	5-5	131/26.2	20-39	.513	0-0	.000	2-6	.333	10-34	44	8.8	9-0	0	6	2	4	42/8.4
TOTAL	36-35	779/21.6	136-235	.579	0-0	.000	35-73	.479	91-142	233	6.5	109-4	11	43	24	13	307/8.5

CAREER NEC STATISTICS

	Total				3-Point		Rebounds										
Year	GP-GS	Min/Avg	FG-FGA	Pct	FG-FGA	Pct	FT-FTA	Pct	Off-Def	Tot	Avg	PF-FO	Ast	TO	Blk	Stl	Pts/Avg
2018-19	18-18	381/21.2	74-113	.655	0-0	.000	24-47	.511	38-52	90	5.0	55-2	10	19	14	7	172/9.6
TOTAL	18-18	381/21.2	74-113	.655	0-0	.000	24-47	.511	38-52	90	5.0	55-2	10	19	14	7	172/9.6

2019-20 OVERALL STATISTICS



2019-20 Mount St. Mary's Men's Basketball Combined Team Statistics

Page 1/1
as of Nov 21, 2019

Game Records

Record	Overall	Home	Away	Neutral
ALL GAMES	1-4	1-0	0-4	0-0
CONFERENCE	0-0	0-0	0-0	0-0
NON-CONFERENCE	1-4	1-0	0-4	0-0

Score by Periods

Team	1st	2nd	OT	TOT
Mount St. Mary's	148	153	0	301
Opponents	143	186	0	329

Team Box Score

No.	Player				Total		3-Point		F-Throw		Rebounds															
		GP-GS	MIN	AVG	FG-FGA	FG%	3FG-FGA	3FG%	FT-FTA	FT%	OFF	DEF	TOT	AVG	PF	DQ	A	TO	BLK	STL	PTS	AVG				
2	GIBBS, Jalen	3-3	92:02	30.7	17-31	.548	4-13	.308	7-9	.778	2	6	8	2.7	4	0	6	6	0	3	45	15.0				
0	MORSE, Vado	5-4	156:29	31.3	23-64	.359	8-28	.286	7-12	.583	1	15	16	3.2	7	0	12	12	0	7	61	12.2				
22	OPOKU, Nana	5-5	113:42	22.7	16-26	.615	4-8	.500	7-12	.583	10	12	22	4.4	15	1	4	10	3	3	43	8.6				
42	JEFFERSON, Malik	5-5	131:04	26.2	20-39	.513	0-0	.000	2-6	.333	10	34	44	8.8	9	0	0	6	2	4	42	8.4				
15	CHONG QUI, Damian	5-5	160:58	32.2	12-32	.375	5-16	.313	10-13	.769	1	15	16	3.2	9	0	15	7	1	8	39	7.8				
13	HABWE, Omar	5-0	92:05	18.4	6-26	.231	4-19	.211	6-10	.600	5	11	16	3.2	13	1	2	11	0	1	22	4.4				
21	NNAMENE, Chidozie Collin	5-2	84:14	16.8	5-12	.417	0-3	.000	7-12	.583	5	4	9	1.8	12	0	2	4	6	3	17	3.4				
11	MILLER, Naim	5-1	78:51	15.8	5-21	.238	4-15	.267	0-1	.000	2	5	7	1.4	4	0	5	6	0	2	14	2.8				
23	LEFTWICH, Brandon	4-0	24:41	6.2	3-5	.600	0-0	.000	0-0	.000	0	3	3	0.8	3	0	2	5	0	0	6	1.5				
1	BARNES, Dee	4-0	49:06	12.3	1-13	.077	1-10	.100	3-4	.750	3	4	7	1.8	6	0	1	3	0	1	6	1.5				
12	DEDOLLI, Odri	3-0	03:55	1.3	1-1	1.000	1-1	1.000	0-0	.000	0	0	0	0.0	0	0	0	1	0	0	3	1.0				
34	JEFFERSON, Jalen	3-0	12:53	4.3	1-2	.500	1-1	1.000	0-0	.000	1	3	4	1.3	0	0	0	0	1	0	3	1.0				
Team											10 5 15				1											
Total		5			110-272	.404	32-114	.281	49-79	.620	50	117	167	33.4	82	2	49	72	13	32	301	60.2				
Opponents		5			123-292	.421	33-99	.333	50-72	.694	58	125	183	36.6	77	-	72	66	20	35	329	65.8				

Team Statistics

	MSM	OPP
Scoring	301	329
Points per game	60.2	65.8
Scoring margin	-5.6	-
Field goals-att	110-272	123-292
Field goal pct	.404	.421
3 point fg-att	32-114	33-99
3-point FG pct	.281	.333
3-pt FG made per game	6.4	6.6
Free throws-att	49-79	50-72
Free throw pct	.620	.694
F-Throws made per game	9.8	10.0
Rebounds	167	183
Rebounds per game	33.4	36.6
Rebounding margin	-3.2	-
Assists	49	72
Assists per game	9.8	14.4
Turnovers	72	66
Turnovers per game	14.4	13.2
Turnover margin	-1.2	-
Assist/turnover ratio	0.7	1.1
Steals	32	35
Steals per game	6.4	7.0
Blocks	13	20
Blocks per game	2.6	4.0
Winning streak	0	-
Home win streak	1	-
Attendance	2062	16951
Home games-Avg/Game	1-2062	4-4238
Neutral site-Avg/Game	-	0-0

Team Results

Date	Opponent		Score	Att.
11/06/19	at Georgetown	L	68-81	5214
11/09/19	Gettysburg	W	75-58	2062
11/12/19	at Washington	L	46-56	7480
11/15/19	at Lamar University	L	61-76	1590
11/20/19	at UAB	L	51-58	2667



2019-20 BOX SCORES



Official Basketball Box Score - Final
Mt. St. Mary's at Georgetown
11/07/19 Capital One Arena, Washington
2019-20 Men's Basketball

Game Time: 12:00 AM
Game Duration: 1:58
Attendance: 5,314

Officials: Brian O'Connell, Jeff Clark, Justin Porterfield

Mt. St. Mary's - 68

Record: 0-1

NO. Name	Min	FG	3P	FT	Rebounds	Fouls	TP	AS	TO	ST	Blocks	+
M-A	M-A	M-A	M-A	OR DR TOT	PF FD						BS BA	
22 Nana Opoku	F 16:26	3-4	2-2	1-1	0 0 0	5 1	9	0	1	0	0 0	-9
42 Malik Jefferson	F 22:23	4-5	0-0	0-1	0 6 6	3 1	8	0	2	2	0 0	-20
0 Vado Morse	G 37:35	6-15	3-8	3-4	0 4 4	3 3	18	3	4	1	0 0	-13
2 Jalen Gibbs	G 36:27	7-13	0-2	5-7	2 2 4	2 4	19	4	1	3	0 1	-9
15 Damian Chong Qui	G 32:13	1-5	1-3	0-1	0 3 3	3 1	3	5	1	1	0 0	-17
21 Collin Nnamene	16:15	1-4	0-0	1-2	1 4 5	1 2	3	0	0	0	2 0	6
13 Omar Habwe	24:10	3-7	2-5	0-0	1 1 2	3 1	8	1	3	0	0 0	-3
11 Naim Miller	12:16	0-1	0-1	0-0	0 1 1	0 1	0	0	0	0	0 0	2
23 Brandon Leftwich	01:15	0-0	0-0	0-0	0 0 0	0 0	0	0	2	0	0 0	-2
3 Jalen Jefferson	00:46	0-0	0-0	0-0	0 0 0	0 0	0	0	0	0	0 0	0
12 Odri Dedoli	00:14	0-0	0-0	0-0	0 0 0	0 0	0	0	0	0	0 0	0
Team					0 1 1		0		1			
Totals		25-54	8-21	10-16	4 22 26	20 14	68	13	15	7	2 1	-13

Technical Fouls: NONE

Georgetown - 81

Record: 1-0

NO. Name	Min	FG	3P	FT	Rebounds	Fouls	TP	AS	TO	ST	Blocks	+
M-A	M-A	M-A	M-A	OR DR TOT	PF FD						BS BA	
1 Jamorko Pickett	F 27:16	3-6	0-1	0-0	2 6 8	1 1	6	2	1	1	0 0	21
44 Omer Yurtseven	C 29:25	7-9	0-0	6-6	5 7 12	2 4	20	1	4	0	0 0	11
2 Mac McClung	G 24:07	6-9	2-4	2-2	0 1 1	1 1	16	1	2	1	0 0	12
3 James Akinjo	G 32:37	7-15	3-6	3-3	0 3 3	1 5	20	5	1	3	0 1	26
4 Jagan Mosely	G 21:05	2-2	2-2	1-3	1 2 3	3 2	7	4	1	2	0 0	20
12 Terrell Allen	15:01	0-4	0-1	1-2	1 0 1	0 2	1	1	0	0	0 1	-14
34 Qudus Wahab	10:35	1-1	0-0	0-1	0 1 1	3 2	2	0	0	0	0 0	2
11 Galen Alexander	15:20	1-5	1-3	2-2	0 2 2	2 1	5	1	1	2	0 0	-5
00 Jahvon Blair	14:02	0-5	0-4	0-0	1 2 3	0 0	0	1	2	0	0 0	1
15 Myron Gardner	10:32	1-3	0-0	2-2	0 3 3	1 2	4	0	0	0	1 0	-9
Team					1 2 3		0		1			
Totals		28-59	8-21	17-21	11 29 40	14 20	81	16	13	9	1 2	13

Technical Fouls: NONE

	MSM	HOYAS
Biggest lead	19 (2 nd 17:26)	14 (2 nd 0:59)
Best Scoring Run	8 (1 st 9:27)	20 (2 nd 0:59)
Lead Changes	2	
Times Tied	3	
Time with Lead	31:50	06:58



Official Basketball Box Score - Final
Gettysburg at Mount St. Mary's
11/07/19 Knott Arena, Emmburg
2019-20 Men's Basketball

Game Time: 12:00 AM
Game Duration: 1:45
Attendance: 2,062

Officials: Jim Bruno, Johnne Glech, Joseph Palacz

Gettysburg - 58

Record: 0-0

NO. Name	Min	FG	3P	FT	Rebounds	Fouls	TP	AS	TO	ST	Blocks	+
M-A	M-A	M-A	M-A	OR DR TOT	PF FD						BS BA	
30 Avery Close	F 14:22	3-6	0-2	1-2	1 2 3	3 2	7	2	3	0	0 0	-12
2 Elijah Williams	G 19:24	3-11	2-5	1-2	2 1 3	5 1	9	1	1	0	0 1	0
12 Alex Leder	G 29:37	4-13	2-3	0-0	1 0 1	2 1	10	2	4	0	0 2	-8
22 Nick Andini	G 23:18	4-9	0-3	1-1	1 7 8	1 2	9	1	0	1	0 0	-10
35 Spence Curto	G 18:34	3-6	2-3	0-0	1 3 4	2 0	8	0	1	2	0 0	-2
33 Ryan McKeon	15:56	1-3	0-0	0-0	1 2 3	4 0	5	2	1	2	0 0	-17
4 Danny Duffey	21:14	2-6	1-2	0-0	0 1 1	0 0	5	2	1	0	0 0	-16
23 Chris Jack	14:57	1-3	1-2	0-0	1 0 1	2 0	3	0	1	0	0 1	-12
5 CJ Zavada	08:11	1-1	0-0	0-0	0 0 0	2 1	2	1	0	0	0 0	-10
34 Sukky Nd-Ezuma	09:22	0-0	0-0	0-0	1 2 3	2 0	0	1	0	1	0 0	5
13 Solomon Neuhaus	09:23	0-2	0-2	0-0	0 0 0	0 0	1	0	1	3	1 0	-3
24 Josh Russell	02:39	0-0	0-0	0-0	0 0 0	0 0	1	0	0	0	0 0	0
1 Jack Rooney	08:10	1-3	1-3	0-0	0 0 0	0 0	0	3	0	0	0 0	-1
15 Kevin Fromelt	04:41	0-0	0-0	0-0	0 0 0	0 0	0	1	0	1	0 0	0
21 Evan Czulada	02:12	0-1	0-0	0-0	1 1 2	1 0	0	0	1	0	0 1	1
Team					1 3 4		0		0			
Totals		23-64	9-25	3-5	11 22 33	22 11	58	13	16	8	0 5	-17

Technical Fouls: NONE

Mount St. Mary's - 75

Record: 1-1

NO. Name	Min	FG	3P	FT	Rebounds	Fouls	TP	AS	TO	ST	Blocks	+
M-A	M-A	M-A	M-A	OR DR TOT	PF FD						BS BA	
22 Nana Opoku	F 21:23	3-4	0-1	3-5	5 1 6	4 4	9	2	1	2	0 0	16
42 Malik Jefferson	F 25:57	6-11	0-0	2-4	2 11 13	1 2	14	0	2	0	1 0	16
0 Vado Morse	G 31:22	5-12	0-3	4-5	0 3 3	0 4	14	3	2	4	0 0	21
2 Jalen Gibbs	G 16:35	4-6	1-3	2-2	0 1 1	0 1	11	0	3	0	0 0	10
15 Damian Chong Qui	G 31:13	3-5	0-1	7-8	0 4 4	2 4	13	2	1	3	0 0	17
11 Naim Miller	20:40	1-5	1-4	0-0	0 2 2	1 0	3	2	1	1	0 0	0
21 Chidzie Collin Nnamene	13:53	0-1	0-1	5-8	3 0 3	2 4	5	0	0	2	1 0	5
13 Omar Habwe	17:00	1-4	1-4	3-5	0 4 4	0 2	5	0	0	0	0 0	0
1 Dee Barnes	11:35	0-4	0-2	1-2	1 3 4	0 0	1	1	0	2	0 0	0
23 Brandon Leftwich	06:48	0-1	0-0	0-0	1 1 1	0 0	0	0	0	0	0 0	-4
12 Odri Dedoli	01:47	0-0	0-0	0-0	0 0 0	0 0	0	0	1	0	0 0	-3
34 Jalen Jefferson	01:47	0-0	0-0	0-0	1 1 0	0 0	0	0	0	1	0 0	-3
Team					2 0 2		0		0			
Totals		23-53	3-19	26-36	13 31 44	11 22	75	9	13	11	5 0	17

Technical Fouls: NONE

	GBURG	MSM
Biggest lead	0 (1 st 20:00)	20 (2 nd 7:56)
Best Scoring Run	7 (2 nd 14:33)	10 (2 nd 12:03)
Lead Changes	11	11
Times Tied	0	
Time with Lead	00:00	39:41



Official Basketball Box Score - Final
Mount St. Mary's at Washington
11/13/19 Alaska Airlines Arena, Seattle
2019-20 Men's Basketball

Game Time: 2:00 AM
Game Duration: 1:48
Attendance: 7,480

Officials: Tommy Nunez, Larry Scritto, Rick Bostel

Mount St. Mary's - 46

Record: 1-2

NO. Name	M/A	FG	3P	FT	Rebounds	Fouls	TP	AS	TO	ST	Blocks	+/-
					OR DR TOT	PF FD					BS BA	
21 Chidzie Collin Nnamene	F 27:31	2-4	0-1	1-2	0 0 0	3 1	5	2	2	1	1 0	-2
22 Nana Opoku	F 20:38	3-7	0-1	0-1	2 3 5	2 1	6	0	3	0	0 2	-12
42 Malik Jefferson	F 31:40	2-9	0-0	0-0	4 7 11	3 2	4	0	1	1	0 3	-15
0 Vado Morse	G 36:24	4-15	2-7	0-0	0 4 4	1 1	10	3	2	1	0 2	-13
15 Damian Chong Qui	G 34:54	2-6	2-5	3-4	1 3 4	2 4	9	1	3	2	0 2	-3
13 Omar Habwe	20:01	0-5	0-2	3-6	2 1 3	2 5	3	2	1	0 1	-4	
11 Naim Miller	20:05	3-4	3-4	0-0	1 1 2	0 0	9	1	1	0 0	0 0	-5
1 Dee Barnes	08:47	0-3	0-2	0-0	1 0 1	1 0	0	0	0	0	0 1	-4
Team					3 2 5		0		0			
Totals		16-55	7-22	7-13	13 21 34	16 14	46	7	14	6	1 1	-10

Technical Fouls: NONE

Washington - 56

Record: 2-0

NO. Name	Min	FG	3P	FT	Rebounds	Fouls	TP	AS	TO	ST	Blocks	BS	BA
		M-A	M-A	M-A	OR DR TOT	PF FD							
4 Jaden McDaniels	F 38:46	2-9	1-3	0-0	2 7 9	2 1	5	4	5	2	2	0	10
11 Nahziah Carter	F 30:55	5-12	1-4	3-4	1 2 3	3 1	14	3	1	1	1	0	23
13 Hameir Wright	F 29:43	3-8	2-5	1-2	2 5 7	3 3	9	4	2	1	2	0	11
33 Isaiah Stewart	F 34:40	7-10	0-1	2-4	1 4 5	3 6	18	1	1	0	5	0	18
55 Quade Green	G 34:04	2-4	0-1	1-2	3 6 1	1 1	5	3	3	2	0	1	4
5 Jamal Bey	17:38	2-6	0-1	0-2	1 1 2	2 1	4	0	2	0	0	0	-14
1 Nate Roberts	01:48	0-0	0-0	0-0	0 0 0	0 0	0	0	0	0	1	0	0
14 Sam Timmins	03:21	0-0	0-0	0-0	0 0 0	0 0	1	0	0	0	0	0	-6
10 Elijah Hardy	09:05	1-4	1-3	0-0	0 1 1	2 0	3	1	1	1	0	0	4
Team					0 2 2		0		0				
Totals		22-53	5-18	7-14	10 25 35	14 16	56	16	15	7	11	1	10

Technical Fouls: NONE

	MSM	UWM
Biggest lead	4 (1 st 16:28)	10 (2 nd 0:45)
Best Scoring Run	8 (2 nd 11:24)	8 (2 nd 18:44)
Lead Changes	6	
Times Tied	4	
Time with Lead	12:54	23:48



Official Basketball Box Score - Final
Mount St. Mary's at Lamar University
11/16/19 Montage Center, Beaumont, TX
2019-20 Lamar University Men's Basketball

Game Time: 1:00
Game Duration: 1
Attendance: 1

Officials: Brent Dugas, Tucson Grigg, Joe Wilb

Mount St. Mary's - 61

Record: 1-3

Mount St. Mary's - 61		Record: 1-3												
NO. Name	Min	FG M-A	3P M-A	FT M-A	Rebounds OR DR TOT	Fouls PF FD	TP	AS	TO	ST	Blocks BS BA	+/-		
21 Chidozie Collin Nnamene	F 16:35	1-2	0-1	0-0	0 0 0	4 0	2	0	0	0	0	-6		
22 Nana Opoku	F 24:07	2-4	0-1	2-4	2 5 7	2 2	6	1	4	2	1 0	-12		
42 Malik Jefferson	F 19:05	3-4	0-0	0-1	2 1 3	1 2	6	0	0	0	1 0	-4		
11 Niam Miller	F 17:58	0-8	0-5	0-1	2 1 3	1 1 0	2	3	1	0	2 0	-7		
15 Damien Chong Qui	G 25:38	3-7	1-2	0-0	0 3 3	0 3 0	7	1	2	1	0 0	-30		
0 Vado Morse	G 32:08	7-13	3-6	0-3	0 3 3	2 4 17	2	2	0	0	0 0	-17		
13 Omar Hawbe	F 24:53	2-8	1-6	1-2	3 3 5	6 2 6	1	4	0	0	0 0	-28		
1 Dee Barnes	F 12:44	1-4	1-4	2-2	0 0 0	2 3 5	0	0	1	0	0 0	-8		
23 Brandon Lefthwich	F 14:38	3-3	0-0	0 2 2	0 2 2	2 0 6	2	2	0	0	0 0	14		
34 Jalen Jefferson	F 10:20	1-2	1-1	0 0	1 2 3	0 0 0	0	0	0	0	0 0	16		
12 Odri Dedolli	F 01:54	1-1	0-0	0 0 0	0 0 0	0 0 3	0	0	0	0	0 0	7		
Team					4 1 5	0 0	0	0	0	0				
Totals		24-56	8-27	5-13	13 21 34	20 17	61	9	17	6	1 4	-15		

2019-20 BOX SCORES



Official Basketball Box Score - Game Totals - Final Statistics
Mount St. Mary's vs UAB
11/20/19 7:00 PM at Birmingham, Ala.



Mount St. Mary's 51 • 1-4

#	Player	Total		3-Ptr	Rebounds			PF	TP	A	TO	Blk	Stl	Min
		FG-FGA	FG-FGA	FT-FTA	Off	Def	Tot							
22	Opoku, Nana	f	5-7	2-3	1-1	1	3	4	2	13	1	1	0	31
42	Jefferson, Malik	f	5-10	0-0	0-0	2	9	11	1	10	0	1	1	32
00	Morse, Vado	g	1-9	0-4	0-0	1	1	2	1	2	1	2	0	19
02	Gibbs, Jalen	g	6-12	3-8	0-0	0	3	3	2	15	2	2	0	39
15	Chong Qui, Damian	g	3-7	1-5	0-0	0	2	2	2	7	6	0	1	37
01	Barnes, Dee		0-2	0-2	0-0	1	1	2	3	0	1	1	0	16
11	Miller, Naim		1-3	0-1	0-0	0	0	0	0	2	0	1	0	8
13	Habwe, Omar		0-2	0-2	0-0	0	2	2	2	0	0	2	0	6
21	Nnamene, Chidozie C		1-1	0-0	0-0	1	0	1	2	2	0	2	2	10
23	Leftwich, Brandon		0-1	0-0	0-0	0	0	0	0	0	1	0	0	2
Team					1	1	2							
Totals			22-54	6-25	1-1	7	22	29	15	51	11	13	4	200

FG % 1st Half: 10-27 37.0% 2nd half: 12-27 44.4% Game: 22-54 40.7% Deadball
 3FG % 1st Half: 4-14 28.6% 2nd half: 2-11 18.2% Game: 6-25 24.0% Rebounds
 FT % 1st Half: 1-1 100.0 2nd half: 0-0 0.0% Game: 1-1 100.0 0

UAB 58 • 3-1

#	Player	Total		3-Ptr	Rebounds			PF	TP	A	TO	Blk	Stl	Min
		FG-FGA	FG-FGA	FT-FTA	Off	Def	Tot							
02	PEARSON, Tamell	f	1-4	0-0	0-0	1	1	2	0	2	0	3	1	13
05	GUEYE, Makhtar	f	1-7	0-3	2-2	3	4	7	3	4	4	1	0	31
00	SCOTT-GRAYSON, Tyre	g	3-11	1-4	1-2	1	4	5	2	8	2	2	0	27
03	LOVAN, Tavin	g	5-10	0-2	2-2	2	3	5	1	12	1	2	1	34
13	BENJAMIN, Jalen	g	4-14	2-6	4-4	0	2	2	1	14	0	0	0	32
10	HURTADO, Luis		1-2	1-2	0-0	0	0	0	0	3	1	0	0	8
11	NICHOLSON, Kassim		2-5	0-0	0-0	1	3	4	1	4	0	1	1	20
12	BUTLER, Will		4-7	0-0	1-2	4	5	9	0	9	0	0	1	24
25	RALAT, Antonio		0-1	0-0	2-2	2	1	3	2	2	2	1	0	11
Team					4	2	6							
Totals			21-61	4-17	12-14	18	25	43	10	58	10	10	4	200

FG % 1st Half: 9-29 31.0% 2nd half: 12-32 37.5% Game: 21-61 34.4% Deadball
 3FG % 1st Half: 3-12 25.0% 2nd half: 1-5 20.0% Game: 4-17 23.5% Rebounds
 FT % 1st Half: 6-8 75.0% 2nd half: 6-6 100.0% Game: 12-14 85.7% 2

Officials: Kipp Kissinger, Olandis Poole, Rob Foster
 Technical fouls: Mount St. Mary's-None. UAB-None.
 Attendance: 2667

Score by periods	1st	2nd	Total
Mount St. Mary's	25	26	51
UAB	27	31	58

	In	Off	2nd	Fast	Bench
Points	Paint	T/O	Chance	Break	
MSM	22	6	11	0	4
UAB	20	19	14	4	18

Last FG - MSM 2nd-03:12, UAB 2nd-01:45.
 Largest lead - MSM by 4 2nd-16:59, UAB by 8 1st-14:50.
 MSM led for 11:38. UAB led for 19:04. Game was tied for 09:10.

Score tied - 7 times.
 Lead changed - 12 times.