

GAME 10 | #PoweredByTheT

TENNESSEE VOLUNTEERS

4-5 | 2-3 SEC

Head Coach: Jeremy Pruitt
Record at UT: 9-12 (.429) / 2nd year
Career Record: Same
Last Game: W, 30-7 vs. UAB

AT

KENTUCKY WILDCATS

4-4 | 2-4 SEC

Head Coach: Mark Stoops
Record at UK: 40-43 (.482) / 7th year
Career Record: Same
Last Game: W, 29-7 vs. Missouri

TENNESSEE AT KENTUCKY - NOVEMBER 9, 2019 | 7:30 P.M. ET | SEC NETWORK | KROGER FIELD (61,000) | LEXINGTON, KY.



QUICK COMPARISON

24.7 (93/11)	Points/Game	(113/13)	21.3
24.1 (46/9)	Points Allowed/Game	(32/7)	21.3
138.6 (94/11)	Rush Yards/Game	(32/5)	201.4
137.7 (43/8)	Rush Yards Allowed/Game	(83/12)	174.9
210.2 (88/9)	Pass Yards/Game	(118/14)	154.0
213.3 (51/7)	Pass Yards Allowed/Game	(14/3)	180.5
348.8 (106/13)	Total Offense/Game	(103/11)	355.4
351.0 (39/8)	Total Defense/Game	(46/9)	355.4

(National Ranking/Conference Ranking)



KEY STORYLINES

UT LOOKS TO MOVE TO .500 AT KENTUCKY

- **VOLS FACE WILDCATS:** Saturday's matchup will be the 115th in the all-time series, which dates back to 1893. Tennessee has played and beaten Kentucky more than any other team and holds an 80-25-9 record. Tennessee is 37-15-3 in Lexington all time and has won 32 of the past 34 meetings overall against Kentucky. The Vols held a 26-game winning streak in the series from 1985-2010.
- **10TH ALL-TIME:** UT holds an 842-395-53 all-time record.
- **LAST TIME VS UK:** Led by OLB Darrell Taylor's four-sack game, the Vols routed No. 11 Kentucky, 24-7, on Nov. 10, 2018 in one of the top victories of Jeremy Pruitt's inaugural season.
- **LAST TIME IN LEXINGTON:** Tennessee recovered four fumbles and got 120 yards and two touchdowns on the ground from RB Ty Chandler, but lost 29-26.

CIMAGLIA PROVES TO BE ONE OF NATION'S TOP PKs

- **'AUTOMAGLIA' CIMAGLIA:** K Brent Cimaglia leads the SEC and ranks tied-for-third in the nation with 18 field goals made, while his .900 FG % (18-of-20) leads the SEC. He drilled a career-long 53-yarder against UAB and is a remarkable 8-of-9 on field goals from 40 yards or longer in 2019. He holds the UT record for career FG percentage (78.3 percent, 36-of-46).
- Cimaglia made 4-of-6 FGs as a freshman at UK in 2017.

FRESHMAN ALL-AMERICANS

- **LB HENRY TO'O TO'O & LT WANYA MORRIS:** both have eight starts as true freshman and are playing like Freshman All-Americans. To'o To'o started from the first snap and is second on UT with 48 tackles, while Morris has held his own protecting QBs against the top DLs in the nation.

JENNINGS LEAVING HIS MARK

- **WHERE HE RANKS:** Jennings ranks fourth in the SEC in receiving yards (722) and sixth in receptions (47) and TD catches (7). He is even better in SEC-only games, ranking third in the league in yards/game (88.8). He was named SEC Co-Offensive Player of the Week following his 7-catch, 174-yard, 2-TD performance vs. USC, and he scored his first-career rushing TD against UAB.
- Jennings has 134 receptions for 1,906 yards and 17 TD catches in his career to rank in the Top 10 in each category:
 - Receptions: **6. 134** | Next up: **5. Gerald Jones** (142)
 - Rec. Yards: **9. 1,906** | Next up: **8. Larry Seivers** (1,924)
 - Rec. TDs: **t-8. 17** | Next up: **5. Three tied at 18**

DEFENSE ROUNDING INTO FORM

- **THOMPSON'S THREE PICKS LEAD TO 30-7 WIN:** Sophomore CB Bryce Thompson, an FWAA Freshman All-American in 2018, tied the Tennessee school-record with three INTs versus UAB in the 30-7 win over the Blazers. Thompson's three picks were the most by a Vol since 1999 and led a defensive effort that held UAB to only 237 yards of total offense.
- **NO ROOM TO RUN:** The Vols' defense has been stout against the run the past two games, allowing 141 yards on 55 carries (2.6 ypc) against UAB and South Carolina. The fewest rushing yards against UT under Pruitt are UAB (63 yards, 2019), Kentucky (77 yards, 2018) and South Carolina (78 yards, 2019).

OUR QBs: SHROUT, GUARANTANO, MAURER, JENNINGS

- **4 UNDER CENTER:** Against UAB, redshirt freshman J.T. ShROUT became the fourth different QB to start (and win) for the Vols in 2019, marking the first time in over 30 years that UT has started four different signal-callers.

ON THE AIR

TV: SEC NETWORK

Play-by-Play: Tom Hart
Analyst: Jordan Rodgers
Sideline: Cole Cubelic

RADIO: VOL NETWORK

Local: WIVK-FM 107.7 | WNML-FM 99.1
Sirius: -- | **XM:** Ch. 380
Internet: Ch. 969
Web: UTSports.com

Play-by-Play: Bob Kesling
Analyst: Tim Priest
Analyst: Brent Hubbs

SOCIAL MEDIA

Twitter/Instagram: @Vol_Football
Facebook: Tennessee Football

BY THE NUMBERS

63

Tennessee held UAB to 63 yards on the ground, the lowest rushing total by an opponent of the Jeremy Pruitt era and the fewest UT has allowed since Nebraska had 61 on Dec. 30, 2016.

13

The Vols lead the SEC with 13 INTs through nine games, already eclipsing their total from 2018 (nine) and ranking tied for third in the nation.

21

UT has played 21 true freshmen through eight games. Seven true freshmen have started a total of 32 games, led by LB Henry To'o To'o (8 starts), LT Wanya Morris (8 starts), and RT Darnell Wright (6 starts).

21.8

Marquez Callaway leads the SEC in yards per catch (21.8) and is averaging 20.8 yards per touch overall, proving to be one of the most explosive players in the nation. He has a 20.8 PR avg. and an 18.5 KR avg.

SCHEDULE & RESULTS

GEORGIA STATE	BYU	CHATTANOOGA	at FLORIDA	GEORGIA	MISSISSIPPI ST.	at ALABAMA	SOUTH CAROLINA	UAB	at KENTUCKY	at MISSOURI	VANDERBILT
AUG. 31 / ESPNU	SEPT. 7 / ESPN	SEPT. 14 / SECN	SEPT. 21 / ESPN	OCT. 5 / ESPN	OCT. 12 / SECN	OCT. 19 / ESPN	OCT. 26 / SECN	NOV. 2 / ESPNU	NOV. 9 / SECN	NOV. 23 / TBA	NOV. 30 / SECN
L, 38-30	L, 29-26 (20T)	W, 45-0	L, 34-3	L, 43-14	W, 20-10	L, 35-13	W, 41-21	W, 30-7	7:30 P.M. ET	TBA	4 P.M. ET

THIS WEEK'S OPPONENT

NOTING THE KENTUCKY WILDCATS



KENTUCKY STAT LEADERS

RUSHING	G	Att.	Yds.	Avg.	TD	Yds/G
Lynn Bowden Jr.	8	75	598	8.0	4	74.75
Asim Rose	8	106	508	4.8	3	63.50
Kavosiey Smoke	8	61	2341	5.6	4	42.63

PASSING	G	Cmp-Att.	Pct.	Yds.	TD/INT
Sawyer Smith	5	155-118	46.61	674	4/5
Lynn Bowden Jr.	8	15-37	40.54	188	1/0

RECEIVING	G	No.	Yds.	Avg.	TD	Yds/G
Lynn Bowden Jr.	8	30	348	11.60	1	43.50
Ahmad Wagner	8	13	249	19.15	2	31.13
Josh Ali	8	15	142	9.47	1	17.75

DEFENSE	G	Solo	Asst	Total	TFL	Other
Yusuf Corker	8	38	19	57	0	3 BU
DeAndre Square	8	36	20	56	4.0	1.5 Sacks
Brandin Echols	8	30	8	38	1.0	7 BU

2019 SCHEDULE

Date	Opponent	Time/Result
Aug. 31	Toledo (SECN)	W, 38-24
Sept. 7	Eastern Michigan (SECN-Alt.)	W, 38-17
Sept. 14	Florida* (ESPN)	L, 21-29
Sept. 21	at Mississippi State* (SECN)	L, 13-28
Sept. 28	at South Carolina* (SECN)	L, 7-24
Oct. 12	Arkansas* (SECN)	W, 24-20
Oct. 19	at Georgia* (ESPN)	L, 0-21
Oct. 26	Missouri* (SECN)	W, 29-7
Nov. 9	Tennessee (SECN)*	7:30 p.m.
Nov. 16	at Vanderbilt (SECN)*	3:30 p.m.
Nov. 23	UT Martin (SECN)	3:30 p.m.
Nov. 30	Louisville (SECN)	12 p.m.

* Southeastern Conference game

SERIES HISTORY vs. KENTUCKY

115TH MEETING

(80-25-9)

in Knoxville: 43-10-6
 in Lexington: 37-15-3
 Biggest Win: 52 points (52-0, 1994 in Knoxville)
 Biggest Loss: 56 points (56-0, 1893 in Knoxville)
 Longest Winning Streak: 26 games (1985-2010)
 Longest Losing Streak: 4 games (1909-12)
 Current Streak: Tennessee 1 game

AS KENTUCKY A&M

1893	Knoxville	L	0-56
1899	Knoxville	W	12-0
1901	Knoxville	W	5-0
1906	Lexington	L	0-21
1907	Knoxville	T	0-0

AS KENTUCKY STATE

1908	Knoxville	W	7-0
1909	Lexington	L	0-17
1910	Knoxville	L	0-10
1911	Lexington	L	0-12
1912	Knoxville	L	6-13
1913	Lexington	W	13-7
1914	Knoxville	W	23-6
1915	Lexington	L	0-6
1916	Knoxville	T	0-0

AS KENTUCKY

1919	Lexington	L	0-13
1920	Knoxville	W	14-7
1921	Lexington	T	0-0
1922	Knoxville	W	14-7
1923	Lexington	W	18-0
1924	Knoxville	L	6-27
1925	Lexington	L	20-23
1926	Knoxville	W	6-0
1927	Lexington	W	20-0
1928	Knoxville	T	0-0
1929	Lexington	T	6-6
1930	Knoxville	W	8-0
1931	Lexington	T	6-6
1932	Knoxville	W	26-0
1933	Lexington	W	27-0
1934	Knoxville	W	19-0
1935	Lexington	L	0-27
1936	Knoxville	W	7-6
1937	Lexington	W	13-0
1938	Knoxville	W	46-0
1939	Lexington	W	19-0
1940	Knoxville	W	33-0
1941	Lexington	W	20-7
1942	Knoxville	W	26-0
1944	Knoxville	W	26-13
1944	Lexington	W	21-7
1945	Lexington	W	14-0
1946	Knoxville	W	7-0
1947	Lexington	W	13-6
1948	Knoxville	T	0-0
1949	Lexington	W	6-0
1950	Knoxville	W	7-0
1951	Lexington	W	28-0

1952	Knoxville	T	14-14
1953	Lexington	L	21-27
1954	Knoxville	L	13-14
1955	Lexington	L	0-23
1956	Knoxville	W	20-7
1957	Lexington	L	6-20
1958	Knoxville	L	2-6
1959	Lexington	L	0-20
1960	Knoxville	T	10-10
1961	Lexington	W	26-16
1962	Knoxville	L	10-12
1963	Lexington	W	19-0
1964	Knoxville	L	7-12
1965	Lexington	W	19-3
1966	Knoxville	W	28-19
1967	Lexington	W	17-7
1968	Knoxville	W	24-7
1969	Lexington	W	31-26
1970	Knoxville	W	45-0
1971	Lexington	W	21-7
1972	Knoxville	W	17-7
1973	Lexington	W	16-14
1974	Knoxville	W	24-7
1975	Lexington	W	17-13
1976	Knoxville	L	0-7
1977	Lexington	L	17-21
1978	Knoxville	W	29-14
1979	Lexington	W	20-17
1980	Knoxville	W	45-14
1981	Lexington	L	10-21
1982	Knoxville	W	28-7
1983	Lexington	W	10-0
1984	Knoxville	L	12-17
1985	Lexington	W	42-0
1986	Knoxville	W	28-9
1987	Lexington	W	24-22
1988	Knoxville	W	28-24
1989	Lexington	W	31-10
1990	Knoxville	W	42-28
1991	Lexington	W	16-7
1992	Knoxville	W	34-13
1993	Lexington	W	48-0
1994	Knoxville	W	52-0
1995	Lexington	W	34-31
1996	Knoxville	W	56-10
1997	Lexington	W	59-31
1998	Knoxville	W	59-21
1999	Lexington	W	56-21
2000	Knoxville	W	59-20
2001	Lexington	W	38-35
2002	Knoxville	W	24-0
2003	Lexington	W	20-7
2004	Knoxville	W	37-31
2005	Lexington	W	27-8
2006	Knoxville	W	17-12
2007	Lexington (4OT)	W	52-50
2008	Knoxville	W	28-10
2009	Lexington (OT)	W	30-24
2010	Knoxville	W	24-14
2011	Lexington	L	7-10
2012	Knoxville	W	37-17
2013	Lexington	W	27-14
2014	Knoxville	W	50-16
2015	Lexington	W	52-21
2016	Knoxville	W	49-36
2017	Lexington	L	26-29
2018	Knoxville	W	24-7

INSIDE THE SERIES

Overtime Games: 2 (Tennessee 52, Kentucky 50 4 OT in 2007; Tennessee 30, Kentucky 24 in 2009)

Largest Margin Overcome To Win: -21 (Tennessee trailed 21-0 in 2nd quarter and won 38-35 in 2001)

Rushing Yards: 186, Charlie Garner, 1993
 100-Yard Rushing Games: 29, last Ty Chandler, 120 in 2017

Attempts: 39, Montario Hardesty, 2009
 Longest Rush: 80, Travis Stephens, 2000 & Stanley Morgan, 1975

TD Rushes: 3, five times, last Rajion Neal, 2013

Passing Yards: 523, Peyton Manning, 1997
 300-Yard Pass Games: 7, last Tyler Bray, 354 in 2010

Longest Pass: 80, Peyton Manning to Peerless Price, 1996

TD Passes: 7, Erik Ainge, 2007
 Passing Comps: 28, Erik Ainge, 2007

Passing Attempts: 45, Erik Ainge, 2007

Rec. Yards: 225, Johnny Mills, 1966
 100-Yard Rec. Games: 17, last Josh Malone 103 in 2015

Catches: 11 Thomas Woods, 1988 & Gary Kreis, 1969

TD Catches: 3, Carl Pickens, 1990; Marcus Nash, 1997; Donte' Stallworth, 2001

Tackles: 24, Andy Spiva, 1976
 Sacks: 4.5, Corey Miller, 2013

Interceptions: 3, J.W. Sherrill, 1949

Kicking Points: 17, Alan Duncan, 1978
 Field Goals: 5, Alan Duncan, 1978 & Fuad Reveiz, 1982

Punts: 14, Craig Colquitt, 1976

UT-UK STAFF CONNECTIONS

Tennessee assistant head coach/passing game coordinator/WRs coach Tee Martin was the Wildcats' wide receivers coach in 2010 and 2011. In 2011, he also served as their passing game coordinator.

UT defensive coordinator Derrick Ansley coached defensive backs at Kentucky from 2013-15.

UK assistant head coach and running backs coach Eddie Gran was UT's special teams coordinator in 2009.

From 2010-2011, Darin Hinshaw served as UT's quarterbacks coach and coached wide receivers in 2012.
 Offensive quality control analyst Michael Colosimo came to UT in 2019 following three years as a GA at Kentucky.

STAT COMPARISON

CATEGORY	UT	UK
Record	4-5	4-4
Conf. Record	2-3	2-4
Scoring Offense	24.7	21.3
Total Offense	348.8	355.4
Rushing Offense	138.6	201.4
Passing Offense	210.2	154.0
Scoring Defense	24.11	21.25
Total Defense	351.0	355.4
Rushing Defense	137.7	174.9
Passing Defense	213.33	180.5
Kickoff Ret. Avg.	20.25	24.71
Punt Ret. Avg.	21.70	9.85
Net Punting	38.44	46.21
Time of Possession	30:18	31:06
3rd Down Conversions	41.32%	33.96%
Opp. 3rd Down Conversions	41.46%	40.20%
Fumbles Recovered	4	6
Passes Intercepted	13	5
Fumbles Lost	5	9
Interceptions Thrown	10	5
Turnovers Gained	17	11
Turnovers Lost	15	14
Passing Efficiency	132.97	105.54
Pass Efficiency Defense	122.52	114.44
Penalties	54	50
Yards Penalized	446	436
Sacks	23	19
Tackles For Loss	45	39
First Downs	167	147
First Downs Rushing	70	79
First Downs Passing	79	55
Red Zone Offense	75%	72%
Red Zone Defense	80%	78.3%

KENTUCKY COACHING STAFF

Mark Stoops	Head Coach
Vince Marrow	Associate Head Coach/TEs
Eddie Gran	Assistant Head Coach/RBs
Darin Hinshaw	Co-Offensive Coord./QBs
Brad White	Defensive Coord./OLBs
Dean Hood	Special Teams Coord./DBs
John Schlarman	Offensive Line
Steve Clinkscale	Defensive Backs
Michael Smith	Wide Receivers
Derrick LeBlanc	Defensive Line
Jon Sumrall	Inside Linebackers

2018 TENNESSEE-KENTUCKY RECAP

KENTUCKY	0	0	7	0	-	7
TENNESSEE	3	14	7	0	-	24

Nov. 11 | Neyland Stadium | Knoxville, Tenn. | 3:30 p.m. ET | Attendance: 95,258

Vols Dominate No. 11/12/12 Kentucky, 24-7

KNOXVILLE, Tenn. – Tennessee used a balanced offensive attack and stifling defense to take down #11/12/12 Kentucky, 24-7, on Saturday night for the Volunteers' 17th-straight victory over the Wildcats at Neyland Stadium.

"We challenged our players this week that we wanted to have the most rushing yards, and I think we did," head coach Jeremy Pruitt said. "I thought for the first time, we had a little bit of physicality for the entire game. It wasn't perfect, but it was definitely very positive. I know those guys are enjoying that in the locker room. I thought defensively, we kept them from creating explosive plays. We kind of made them one dimensional and it's a lot easier to guard the pass if you make them one dimensional."

The Vols, who led 17-0 at the half, put 24 points on the scoreboard against a defense ranked eighth nationally with just 15.3 points allowed per contest. They also surrendered their fewest points to an SEC opponent since Oct. 18, 2008, when UT won 34-3 versus Mississippi State.

The triumph was UT's second over a ranked foe this season, following a 30-24 road win over #21/21 Auburn on Oct. 13. The Vols improved to 5-5 overall and 2-4 in the SEC. UK, meanwhile, dropped to 7-3 overall and 5-3 in league play as a crowd of 95,258 looked on.

Pruitt became the only head coach of the 14 current SEC head coaches to have two wins over ranked opponents in his first regular season as a head coach. Pruitt also is the first Tennessee head coach with multiple wins over a ranked team in his first season since Phillip Fulmer in 1993.

Redshirt sophomore quarterback Jarrett Guarantano completed 12 of 20 passes for 197 yards and two scores on the evening and broke a UT record along the way. On an incomplete pass attempt to redshirt junior wide receiver Jauan Jennings with 1:48 left in the third quarter, Guarantano threw his 144th-consecutive pass without an interception, breaking the previous Vols record of 143, set by Casey Clausen in 2003. Guarantano's streak now stands at 146.

UT rolled up 215 yards on the ground against a defense that was surrendering only 133.2 per contest. Only Georgia (331) had more yards on the ground against the Wildcats this season. Sophomore running back Ty Chandler led the Vol rushing attack, carrying the ball 16 times for a game-high 89 yards. Classmate Tim Jordan added 63 yards and a score on 15 attempts, while sophomore wide receiver Jordan Murphy added 59 yards on one rush.

Defensively, the Vols held Kentucky to its second-lowest rushing total of the season at 77 yards on 35 carries. The Cats had been averaging 199.6 per game on the ground. Highly-touted running back Bennie Snell was kept in check, gaining only 81 yards on 20 carries.

UK managed 185 yards through the air, but Tennessee's defenders were disruptive to the Cats' passing game all night long. The Vols recorded five sacks for minus 40 yards, with redshirt junior linebacker Darrell Taylor tallying a career-high four for 33 yards in losses and sophomore linebacker Deandre Johnson recording one for minus seven. Taylor's four-sack effort was only the third in UT history, with Reggie White and Corey Miller also accomplishing that feat.

Junior corner Marquill Osborne contributed a pair of second-half interceptions to end Kentucky drives. Freshman corner Bryce Thompson had three pass break-ups, while sophomore safety Theo Jackson had two. Junior linebacker Daniel Bituli led all defenders with eight tackles, including six solos. Taylor and senior safety Micah Abernathy added seven stops each.

STAT LEADERS

TENNESSEE

Rushing	Att	Yds	TD	Long	Avg.
Chandler	16	89	0	29	5.6
Jordan	16	63	1	22	4.2
Murphy	1	59	0	59	59
Fils-aime	2	5	0	4	2.5
London	1	3	0	3	3.0
Guarantano	3	0	0	5	0.0
TEAM	2	-4	0	0	0.0
Totals	40	215	1	59	5.4

Passing	C-A-I	Yds	TD	Long	Sack
Guarantano	12-20-0	197	2	39	1
Totals	12-20-0	197	2	39	1

Receiving	No.	Yds	TD	Long
Callaway	2	56	1	39
Jordan	2	41	0	34
Murphy	1	38	0	38
Palmer	1	25	0	25
Wood-Anderson	4	18	1	9
Jennings	1	11	0	11
Wolf	1	8	0	8
Totals	12	197	2	39

KENTUCKY

Rushing	Att	Yds	TD	Long	Avg.
Snell	20	81	0	19	4.1
Rose	2	9	0	5	4.5
Bowden Jr.	2	1	0	4	.5
Wilson	10	-6	0	19	-0.6
TEAM	1	-8	0	0	-8.0
Totals	35	77	0	19	2.2

Passing	C-A-I	Yds	TD	Long	Sack
Wilson	21-34-1	172	1	20	5
Hoak	2-4-1	13	0	8	0
Totals	23-38-2	185	1	20	5













Receiving	No.	Yds	TD	Long
Bowden Jr	6	57	0	16
Conrad	2	39	1	20
Richardson	4	37	0	20
Snell	6	25	0	8
Bouvier	3	19	0	9
Rose	1	4	0	4
Epps	1	4	0	4
Totals	23	185	1	20

SCORING SUMMARY

Team	Qtr	Time	Scoring Play	Conversion	Plays	TOP	Score
UT	1	5:09	Cimaglia 19 yd field goal	-	8-55	3:25	3-0
UT	2	2:05	Jordan 3 yd run	PAT Good	6-81	2:48	10-0
UT	2	0:00	Callaway 39 yd pass from Guarantano	PAT Good	5-72	1:00	17-0
UT	3	7:49	Wood-Anderson 2 yd pass from Guarantano	PAT Good	8-85	4:14	24-0
UK	3	1:56	Conrad 19 yd pass from Wilson	PAT Good	5-60	2:04	24-7



SCHEDULE & RESULTS

Date	Opponent	Location	TV	Time	Series/Result	Notable
Aug. 31	 GEORGIA STATE Panthers (6-2)	Knoxville, Tenn. Neyland Stadium	ESPNU	3:30 ET	L, 38-30	QB Jarrett Guarantano records second-career 300-yard passing game (311)
Sept. 7	 BYU Cougars (4-4)	Knoxville, Tenn. Neyland Stadium	ESPN	7 ET	L, 29-26 (2 OT)	Jauan Jennings had 88 yards receiving and 2 TDs in double OT loss to Cougars
Sept. 14	 CHATTANOOGA Mocs (4-5)	Knoxville, Tenn. Neyland Stadium	SEC Network	12 ET	W, 45-0	Vols forced five turnovers and blocked a punt to record second shutout under Pruitt
Sept. 21	 at #9/8 FLORIDA * Gators (7-2)	Gainesville, Fla. Ben Hill Griffin Stadium	ESPN	12 ET	L, 34-3	Vols forced three turnovers but struggled on offense in loss to the Gators
Oct. 5	 #3/3 GEORGIA * Bulldogs (7-1)	Knoxville, Tenn. Neyland Stadium	ESPN	7 ET	L, 43-14	Vols had two players with 100-plus yards receiving for first time since 2012
Oct. 12	 --/RV MISSISSIPPI STATE * Bulldogs (4-5)	Knoxville, Tenn. Neyland Stadium	SEC Network	12 ET	W, 20-10	Vols recorded seven sacks, the most of the Jeremy Pruitt era, to stifle Bulldogs
Oct. 19	 at #1/1 ALABAMA * Crimson Tide (8-0)	Tuscaloosa, Ala. Bryant-Denny Stadium	ESPN	9 ET	L, 35-13	Vols held Crimson Tide to season lows in points, passing yards and total yards
Oct. 26	 --/RV SOUTH CAROLINA * Gamecocks (4-5)	Knoxville, Tenn. Neyland Stadium	SEC Network	4 ET	W, 41-21	Vols record season-high 351 passing yards and outscore SC 24-0 in second half
Nov. 2	 --/RV UAB Blazers (6-2)	Knoxville, Tenn. Neyland Stadium	ESPNU	7 ET	W, 30-7	CB Bryce Thompson ties school record with 3 INTs as Vols hold UAB to season low in yards
Nov. 9	 at KENTUCKY * Wildcats (4-4)	Lexington, Ky. Kroger Field	SEC Network	7:30 ET	80-25-9	UT's 2018 upset win over No. 11 UK was its first over a top-15 team since Oct. 19, 2013
Nov. 23	 at MISSOURI * Tigers (5-3)	Columbia, Mo. Memorial Stadium	TBA	TBA	2-5	RB Ty Chandler tied his career-high with two rushing TDs in last year's meeting
Nov. 30	 VANDERBILT * Commodores (2-6)	Knoxville, Tenn. Neyland Stadium	SEC Network	4 ET	75-32-5	UT has been playing Vanderbilt longer than any other opponent (First game was in 1892)

**Rankings indicative of when game was played (AP, Coaches, CFP)

VOLS IN THE STATS RANKINGS

TEAM (FBS & SEC)

Category	FBS	SEC	Value
Rushing Offense	94	11	138.6
Passing Offense	88	9	210.2
Passing Efficiency	76	8	132.97
Red Zone Offense	109	10	0.750
Total Offense	106	13	348.8
Scoring Offense	93	11	24.7
Rushing Defense	43	8	137.7
Passing Yards Allowed	51	7	213.3
Pass Efficiency Defense	39	9	122.52
Red Zone Defense	38	9	0.794
Total Defense	39	8	351.0
Scoring Defense	46	9	24.1
Net Punting	66	10	38.44
Punt Return Average	2	1	21.7
Kickoff Return Average	76	6	20.25
Turnover Margin	51	8	0.22
Sacks	39	4	2.56
Sacks Allowed	65	7	2.0
Tackles for Loss	104	12	5.0
Tackles for Loss Allowed	84	13	6.33

INDIVIDUAL (TOP 50 FBS)

Category	Name	Rk	Value
Field Goal Pct	Brent Cimaglia	13	90.0%
Field Goals/Game	Brent Cimaglia	3	2.0
Interceptions/Game	Nigel Warrior	43	0.3
Passing Efficiency	Jarrett Guarantano	45	144.4
Passing YPC	Jarrett Guarantano	35	13.13
Punt Return TDs	Brandon Johnson	1	1
	Daniel Bituli	1	1
	Marquez Callaway	1	1
Receiving TDs	Jauan Jennings	24	7
Receiving Yards	Jauan Jennings	23	722
Receiving Yards/Game	Jauan Jennings	32	80.2
Sacks/Game	Darrell Taylor	43	0.67
Scoring	Brent Cimaglia	27	8.7
Total Interceptions	Bryce Thompson	20	3
	Nigel Warrior	20	3
Total Points	Brent Cimaglia	14	78
Yards/Pass Attempt	Jarrett Guarantano	43	7.99
Yards/Reception	Marquez Callaway	11	21.33

INDIVIDUAL (TOP 10 SEC)

Category	Name	Rk	Value
Completion Pct	Jarrett Guarantano	8	60.9%
Field Goal Pct	Brent Cimaglia	1	90.0%
Field Goals/Game	Brent Cimaglia	1	2.0
Fumbles Recovered	LaTrell Bumphus	8	1
	Aubrey Solomon	8	1
	Darrell Taylor	8	1
	Henry To'o To'o	8	1
Interceptions/Game	Nigel Warrior	5	0.3
Passing Efficiency	Jarrett Guarantano	6	144.4
Passing TDs	Jarrett Guarantano	7	11
Passing Yards	Jarrett Guarantano	9	1,287
Passing YPC	Jarrett Guarantano	6	13.13
Points Responsible For	Brent Cimaglia	7	78
Points For/Game	Brent Cimaglia	9	8.7
Punt Return TDs	Brandon Johnson	1	1
	Daniel Bituli	1	1
	Marquez Callaway	1	1
Receiving TDs	Jauan Jennings	6	7
Receiving Yards	Jauan Jennings	4	722
Receiving Yards/Game	Jauan Jennings	6	80.2
Receptions/Game	Jauan Jennings	8	5.2
Sacks/Game	Darrell Taylor	3	0.67
Scoring	Brent Cimaglia	3	8.7
Total Interceptions	Bryce Thompson	3	3
	Nigel Warrior	3	3
Total Points	Brent Cimaglia	1	78
Total Touchdowns	Jauan Jennings	6	8
Yards/Pass Attempt	Jarrett Guarantano	6	7.99
Yards/Reception	Marquez Callaway	1	21.33
	Jauan Jennings	8	15.36

2019 AWARDS & HONORS

KIVON BENNETT • LB • R-SO

- PFF College SEC Team of the Week (Wk 9)

DANIEL BITULI • LB • SR

- SEC Co-Defensive Player of the Week (Wk 9)
- College Sports Madness Nat'l Def. POTW (Wk 9)
- PFF College Nat'l Team of the Week (Wk 9)
- PFF College SEC Team of the Week (Wk 9)

WARREN BURRELL • DB • FR

- FWAA Freshman All-America Team Watch List

MARQUEZ CALLAWAY • WR • SR

- Second Team All-SEC (RS) (Media)
- Second Team All-SEC (RS) (Coaches)

TY CHANDLER • RB • JR

- Doak Walker Award Watch List

JOE DOYLE • P • R-SO

- Ray Guy Award Watch List

JARRETT GUARANTANO • QB • R-JR

- Maxwell Award Watch List
- Johnny Unitas Golden Arm Award Watch List
- PFF College SEC Team of the Week (Wk 9)

JAUAN JENNINGS • WR • R-SR

- SEC Co-Offensive Player of the Week (Wk 9)
- PFF College Nat'l Team of the Week (Wk 9)
- PFF College SEC Team of the Week (Wk 9)
- PFF College SEC Team of the Week (Wk 6)
- PFF College SEC Team of the Week (Wk 1)

RYAN JOHNSON • OL • R-JR

- Wuerffel Trophy Watch List

BRANDON KENNEDY • OL • R-SR

- SEC Co-Offensive Lineman of the Week (Wk 9)
- Rimington Trophy Watch List

RILEY LOVINGOOD • LS • R-SR

- Patrick Mannelly Award Watch List

WANYA MORRIS • OL • FR

- ESPN True Freshman All-America Team
- FWAA Freshman All-America Midseason Watch List
- FWAA Freshman All-America Team Watch List
- The Athletic Midseason Freshman All-America Team

TREY SMITH • OL • JR

- Wuerffel Trophy Watch List
- SEC Co-Offensive Lineman of the Week (Wk 7)
- PFF College SEC Team of the Week (Wk 7)

DARRELL TAYLOR • OLB • R-SR

- Third Team All-SEC (Coaches)
- Chuck Bednarik Award Watch List
- Butkus Award Watch List
- Bronko Nagurski Trophy Watch List
- PFF College Nat'l Team of the Week (Wk 9)
- PFF College SEC Team of the Week (Wk 9)
- PFF College SEC Team of the Week (Wk 7)

BRYCE THOMPSON • DB • SO

- SEC Defensive Player of the Week (Wk 10)
- PFF College Nat'l Team of the Week (Wk 10)

HENRY TO'O TO'O • LB • FR

- ESPN True Freshman All-America Team
- FWAA Freshman All-America Midseason Watch List
- FWAA Freshman All-America Team Watch List
- The Athletic Midseason Freshman All-America Team
- PFF College Nat'l Team of the Week (Wk 10)

NIGEL WARRIOR • DB • SR

- Third Team All-SEC (Coaches)
- PFF College SEC Team of the Week (Wk 9)
- PFF College SEC Team of the Week (Wk 7)
- PFF College Nat'l Team of the Week (Wk 3)

DOMINICK WOOD-ANDERSON • TE • SR

- John Mackey Award Watch List

DARNELL WRIGHT • OL • FR

- ESPN True Freshman All-America Team
- FWAA Freshman All-America Midseason Watch List
- FWAA Freshman All-America Team Watch List

NOTING THE VOLTS

LAST SEASON VS. KENTUCKY

- In **Jeremy Pruitt's** first season as head coach, Tennessee defeated No. 11 Kentucky in Knoxville, 24-7.
- It was the second ranked win of Pruitt's first season on Rocky Top.
- **Darrell Taylor** tallied four sacks in the win, becoming just the third Vol in program history to register a four-sack game.
- Kentucky's seven points were the fewest that the Vols had allowed to an SEC opponent since Oct. 18, 2008.

THOMPSON MAKES HISTORY

- Sophomore DB **Bryce Thompson** tied a program record for single-game interceptions against UAB, registering three picks in the first half last week.
- Thompson is the eighth Vol in program history to have three interceptions in a game and first since **Deon Grant** had three (also all in the first half) against Auburn on Oct. 2, 1999.
- Thompson is the fourth player in the nation this season to record three interceptions in a game and the second SEC player to do so.
- The Irmo, South Carolina native was named SEC Defensive Player of the Week and also earned a spot on the PFF College National Defensive Team of the Week for his performance.

DEFENSE PROGRESSING UNDER PRUITT

- Through the first 21 games of the **Jeremy Pruitt** era, Tennessee has held its opponent to seven or fewer points on six occasions.
- In the 50 games preceding Pruitt being named head coach, Tennessee only held its opponent to seven or fewer points four times.
- In Tennessee's Week 10 matchup with UAB, the Vols' defense held UAB to its lowest offensive output of the season, allowing only 237 yards.
- UAB rushed for just 63 yards, the fewest that a Pruitt-coached UT defense has allowed. It stands as the fewest the Vols have allowed since Dec. 30, 2016.

DEFENSE DOMINANT IN LAST 4 GAMES

- Over the last four games against Mississippi State, No. 1 Alabama, South Carolina and UAB (who entered 6-1), the Tennessee defense is allowing:
 - 318.5 total yards
 - 18.3 points
 - 100.5 rushing yards
 - 3.2 yards per rush
- With those marks for a full season, UT would rank in the top 20 nationally in each category.
- The Vols have also forced eight turnovers during that stretch, including seven interceptions, and tallied 15 sacks.

FOUR QBs HAVE STARTED FOR VOLTS

- Redshirt freshman quarterback **J.T. ShROUT** made his first-career start against UAB, becoming the fourth different Vol to start (and win) at quarterback this season.
- It marks the first time in more than 30 years that Tennessee has had four different players start at quarterback in one season.
- While ShROUT started, redshirt junior **Jarrett Guarantano** came off the bench for the fifth straight game and finished 13-of-21 for 147 yards, 1 TD and 1 INT despite having surgery on his broken left (non-throwing) hand six days before.
- Guarantano (1,287 yards, 11 TDs, 5 INTs, 9 games, 4 starts), ShROUT (179 yards, 1 TD, 4 games, 1 start), freshman **Brian Maurer** (426 yards, 2 TDs, 5 INTs, 5 games, 3 starts) and wide receiver **Jauan Jennings** (no pass attempts in 2019, 45 rush yards, 1 TD, 1 start in Wildcat) have all taken snaps under center in 2019.

NO FLY ZONE

- Tennessee is tied for third in the nation and leads the SEC with 13 interceptions on the season.
- The Vols have recorded multiple interceptions in four games this season - Chattanooga (4), Florida (2), Mississippi State (3) and UAB (3).
- Through nine games, eight different players have intercepted a pass for the Vols.

JENNINGS CLIMBING ALL-TIME CHARTS

- Wide receiver **Jauan Jennings** has been the biggest threat through the air for the Vols' offense this season. The redshirt senior has 47 receptions for 722 yards and seven touchdowns.
- Jennings ranks fourth in the SEC in receiving yards, fifth in receptions and sixth in touchdown receptions.
- Jennings had three receiving touchdowns over the course of the entire 2018 season. He surpassed that total through just three games in 2019. During UT's game at Alabama on Oct. 19, Jennings also surpassed his 2018 season-long receptions output of 30.
- Jennings recorded his first-career rushing touchdown on a two-yard run out of the wildcat formation against UAB. He has now caught, thrown for and rushed for a touchdown during his Tennessee career.
- Jennings had a career day during Tennessee's win over South Carolina, registering a career-high 174 receiving yards on a career-high-tying seven catches. He was named the SEC Co-Offensive Player of the Week for his efforts.
- Jennings' 174 yards receiving against the Gamecocks were the most by a Tennessee player since **Cordarrelle Patterson** had 219 against Troy on Nov. 3, 2012. It was the most in an SEC game since **Denarius Moore** had 228 at South Carolina on Oct. 30, 2010, and tied overall for the 10th most receiving yards in program history against an SEC foe.
- Jennings became the first Tennessee player with more than 150 yards receiving and two touchdowns against an SEC opponent since **Donté Stallworth** had 169 yards and three touchdowns at Kentucky on Nov. 17, 2001.
- Jennings' two-touchdown outing was his second of the season (BYU). Jennings is the first Tennessee receiver to record two games of multiple touchdowns in the same season since **Josh Malone** in 2016.
- Nine games into his senior season, Jennings has continued to climb Tennessee's all-time list for career receiving touchdowns (8th), career receptions (6th) and career receiving yards (9th).

All-Time Career Touchdown Receptions Leaders

4.	19	Peerless Price	1995-98
5.	18	Justin Hunter	2010-12
	18	Denarius Moore	2007-10
	18	Corey Fleming	1990-93
8.	17	Jauan Jennings	2015-Pres.

All-Time Career Receptions Leaders

4.	147	Peerless Price	1995-98
5.	142	Gerald Jones	2007-10
6.	134	Jauan Jennings	2015-Pres.

All-Time Career Receiving Yards Leaders

6.	2,042	Tim McGee	1982-85
7.	2,004	Denarius Moore	2007-10
8.	1,924	Larry Seivers	1973-76
9.	1,906	Jauan Jennings	2015-Pres.

AUTOMAGLIA

- **Brent Cimaglia** nailed a 53-yard field goal in the second quarter of Tennessee's win over UAB - the longest made field goal by a Vol since **Jeff Hall** had a 53-yarder against Oklahoma State on Sept. 30, 1995. It was tied for the eighth-longest made field goal in program history.

SI NAMES UT AMONG ELITE

- Tennessee ranks in Sports Illustrated's Top 10 for Best Fight Song (No. 3), Best Stadium (No. 8), Best College Town (No. 8) and All-Time College Football Program (No. 9).
- Tennessee is only college football program ranked in the Top 10 on each of the five lists.



VOLS' 2019 SIGNING CLASS

EARLY ENROLLEES

OL Chris Akporoghene - Warri, Nigeria
 DB Warren Burrell - Suwanee, Ga.
 LB Quavaris Crouch - Charlotte, N.C.
 DB Tyus Fields - Cornelius, N.C.
 RB Eric Gray - Memphis, Tenn.
 WR Ramel Keyton - Marietta, Ga.
 TE Jackson Lowe - Cartersville, Ga.
 QB Brian Maurer - Ocala, Fla.
 DB Jaylen McCollough - Austell, Ga.
 OL Wanya Morris - Savannah, Ga.

DECEMBER SIGNEES

OL Chris Akporoghene - Warri, Nigeria
 ATH Aaron Beasley - Franklin, Ga.
 TE Sean Brown - Rome, Ga.
 DB Warren Burrell - Suwanee, Ga.
 LB Quavaris Crouch - Charlotte, N.C.
 DB Tyus Fields - Cornelius, N.C.
 RB Eric Gray - Memphis, Tenn.
 LB Roman Harrison - Bainbridge, Ga.
 WR Ramel Keyton - Marietta, Ga.
 OL Jackson Lampley - Nashville, Tenn.
 TE Jackson Lowe - Cartersville, Ga.
 QB Brian Maurer - Ocala, Fla.
 DB Jaylen McCollough - Austell, Ga.
 DB Jerrod Means - Lovejoy, Ga.
 DL Darel Middleton - Knoxville, Tenn.
 OL Wanya Morris - Savannah, Ga.
 DL Elijah Simmons - Memphis, Tenn.
 DL Savion Williams - Washington, D.C.

FEBRUARY SIGNEES

LB Henry To'o To'o - Sacramento, Calif.
 OL Darnell Wright - Huntington, W. Va.



NOTING THE VOLS

- Cimaglia has now made 18 field goals this season, tied for the ninth most made field goals in a single season in program history.
- For the season, Cimaglia is 18-for-20 on field goals and a perfect 24-for-24 on extra points. His FG percentage of 90.0 ranks first in the SEC.
- Cimaglia's 18 made field goals are the most of any kicker in the SEC and tied for third in the nation.
- The junior has made eight field goals from 40+ yards this season: 40 (2x), 46, 48 (2x), 49, 51 and 53.
- Cimaglia has made 20 of his last 22 field goals and has hit 12 of his last 15 field goal attempts of 40 or more yards dating back to the end of last season.
- Cimaglia ranks first in Tennessee history in field goal percentage at 78.3 percent (36-of-46) (min. 25 made). He is also a perfect 59-for-59 on extra points.

All-Time Career Field Goal Percentage Leaders

1.	78.3	Brent Cimaglia (33-43)	2017-Pres.
2.	77.9	Alex Walls (53-68)	1999-2002
3.	74.7	Fuad Reveiz (71-95)	1981-84
4.	74.0	Michael Palardy (37-50)	2010-13
5.	72.7	Greg Burke (32-44)	1989-90

SPECIAL TEAMS HAVE BEEN SPECIAL

- Through the first nine games of the 2019 season, Tennessee ranks at or near the top of the nation in several special teams categories.
- **Brent Cimaglia's** 18 made field goals are the most by any kicker in the SEC and tied for third-most in the nation.
- UT has made 211 consecutive point after attempts (PATs), the second-longest streak in the nation behind Georgia (278).
- Tennessee has allowed just six kickoff returns this season, which ranks second in the nation. The 90 return yards allowed ranks second nationally as well.
- **Paxton Brooks** has registered touchbacks on 35 of his 46 kickoffs, and his 76.1 percent touchback rate is 13th in the nation.
- UT ranks second nationally and first in the SEC in punt returns with an average of 21.7 yards per return.
- Tennessee has scored two touchdowns this season off of blocked punts. Against Chattanooga, **Brandon Johnson** scooped up a punt blocked by **Tyler Byrd** and took it 24 yards for a score. In Tennessee's win over South Carolina, **Daniel Bituli** blocked a punt and the recovered it in the end zone for a score.

CALLAWAY, JENNINGS BOTH TOP 100 (2X)

- **Marquez Callaway** and **Juan Jennings** have eclipsed 100 yards receiving in the same game twice this season, most recently in UT's win over South Carolina.
- It marks the first time that the Vols have had two receivers both record 100-plus yards in a game twice during the same season since 2012 (vs. Troy and Missouri), when **Jim Chaney** was also the offensive coordinator.
- In the win over the Gamecocks, Jennings hauled in seven passes for a career-high 174 yards and two touchdowns. Callaway caught three passes for 102 yards and a touchdown.
- Against No. 3 Georgia on Oct. 5, Callaway had three catches for 105 yards and a touchdown while Jennings had 114 yards and a score on seven catches.
- Jennings has five career games of 100 or more yards while Callaway has three.

CALLAWAY TO THE HOUSE

- Senior wide receiver and punt returner **Marquez Callaway** registered the third punt return touchdown of his career against South Carolina with a 65-yard scoring return in the second quarter.
- Callaway is currently tied for the program record for punt return average at 14.7 yards per return, which also ranks fourth among active FBS players.

- He's also now tied for second in school history in punt return touchdowns with **Cameron Sutton** and **Stanley Morgan**. All three of his returns for touchdowns have been for 60 or more yards.
- Callaway's other touchdown returns came in 2016 vs. Tennessee Tech (62 yards) and 2018 vs. Charlotte (82 yards).

DT BACK IN THE BACKFIELD

- Senior linebacker **Darrell Taylor** recorded the fifth multi-sack game of his career during Tennessee's win over South Carolina, registering two sacks along with a two pass breakups. He followed up that performance with another sack against UAB.
- With 17 sacks during his Tennessee career, Taylor is second in the SEC among active players in career sacks, trailing only Florida's Jabari Zuniga (18.5).
- Taylor's six forced fumbles while at Tennessee are also tied for the most career forced fumbles in the SEC and tied for ninth in the FBS.
- Taylor has six sacks, seven tackles for loss, 33 tackles, three quarterback hurries, four pass breakups, a forced fumble and a fumble recovery through the season's first nine games.
- Taylor is on the Bednarik, Butkus and Nagurski Preseason Watch Lists.
- Taylor became the third Tennessee player ever to tally four sacks in a game against Kentucky on Nov. 10, 2018, joining **Reggie White** (1983 vs. The Citadel) and **Corey Miller** (2013 at Kentucky).
- Taylor also had three sacks and two forced fumbles against No. 2 Georgia in 2018.
- Last season, Taylor joined **Derek Barnett** (2014) and **Leonard Little** (1996) as the only players in program history to record two games of three or more sacks in the same season.

BITULI BACK LEADING VOLS DEFENSE

- Senior linebacker **Daniel Bituli** registered a season-high 15 tackles during Tennessee's win over South Carolina, the third-highest single game tackles total by any SEC player this season.
- Bituli also blocked a punt and then recovered it in the end zone for a touchdown against the Gamecocks, his second-career touchdown.
- Bituli has led the Vols in tackles for two straight seasons, making him the 11th Vol to lead UT in tackles in back-to-back seasons. He currently ranks fourth on the team this season with 43 tackles.
- The Nashville native had 79 tackles as a junior in 2018 and 90 tackles as a sophomore in 2017, including a 23-tackle game in the season-opener versus Georgia Tech.
- Bituli could become just the second player in Tennessee history (**A.J. Johnson**, 2012-14) to lead the team in tackles for three straight seasons if he were to accomplish the feat again in 2019.

WARRIOR MENTALITY

- Senior **DB Nigel Warrior** has been a force in the Vols' secondary this season. The preseason All-SEC selection is tied for the team lead with three interceptions (tied for third in the SEC) and leads the team with 50 total tackles. Against Alabama on Oct. 19, Warrior eclipsed the 200 career tackles mark.
- Warrior led the team with six tackles against UAB.
- The College Park, Ga., native entered the season with just one career interception. His thee picks so far this season have come against Chattanooga, Mississippi State and Alabama.
- Warrior has been named to the PFF College SEC Defensive Team of the Week three times this year.

ON THIS DAY...

NOV.
9

THE RECORD: 9-6-1
THE STREAK: L3
LAST TIME:
L, 55-23 vs. No. 7 Auburn
Knoxville, Tenn.
Nov. 9, 2013

LAST FIVE GAMES ON NOV. 9

2013	L, 55-23	No. 7 Auburn
2002	L, 26-3	No. 2 Miami (FL)
1996	L, 21-17	at Memphis
1991	W, 35-34	at No. 5 Notre Dame
1985	W, 17-7	at Memphis State

DID YOU KNOW: Tennessee has played (114 games) and beaten (80 wins) Kentucky more than any other opponent in program history.



Tennessee's All-Time Record on the SEC Network: 24-7

Last Five Times on SEC Network:

- Oct. 26, 2019 - vs. South Carolina (W, 41-21)
- Oct. 12, 2019 - vs. Mississippi State (W, 20-10)
- Sept. 14, 2019 - vs. Chattanooga (W, 45-0)
- Nov. 24, 2018 - at Vanderbilt (L, 38-13)
- Nov. 10, 2018 - vs. No. 11 Kentucky (W, 24-7)

FUTURE SCHEDULES

2020

- Sept. 5: Charlotte
- Sept. 12: at Oklahoma
- Sept. 19: Furman
- Nov. 21: Troy

2021

- Sept. 4: Bowling Green
- Sept. 11: Pittsburgh
- Sept. 18: South Alabama

2022

- Sept. 3: Ball State
- Sept. 10: at Pittsburgh
- Sept. 17: Army

2023

- Sept. 2: at BYU

2024

- Sept. 7: Oklahoma

NOTING THE VOLTS

THREE VOLTS PLAY QB IN WIN OVER USC

- Three Tennessee players - **Jauan Jennings, J.T. Shrout** and **Jarrett Guarantano** - all saw time at quarterback for the Vols during the 41-21 win over South Carolina. The Vols recorded a season-high 351 yards passing.
- The 2019 season marks the first time since 2004 that Tennessee has recorded wins with three different starting quarterbacks (**Brent Schaeffer, Erik Ainge** and **Rick Clausen**).
- Guarantano (229) and Shrout (122) both passed for more than 100 yards, becoming the first UT duo to both pass for more than 100 yards in an SEC game since **Tyler Bray** and **Matt Simms** at South Carolina on Oct. 30, 2010.
- Jennings was credited with the start at quarterback, as Tennessee opened its first offensive series in the wildcat formation. He became the first skill non-quarterback player to start a game at QB for UT since Oct. 3, 2009 (**Nu'Keese Richardson**).
- Jennings rushed the ball five times for 18 yards out of the wildcat formation. His lone throw - a 33-yard completion to **Marquez Callaway** - was called back after a penalty.
- Shrout played the majority of the first two offensive series for the Vols before being replaced by Guarantano. Shrout then re-entered the game midway through the third quarter after Guarantano left due to injury. The redshirt freshman finished 7-for-11 passing for 122 yards and a touchdown - a 55-yarder to Callaway that pushed Tennessee's lead to double digits.
- Guarantano took over for Tennessee's third series and played until midway through the third quarter when he exited the game due to injury. He completed 11 of 19 passes for 229 yards and two touchdowns, both to Jennings.
- Guarantano eclipsed 4,000 career passing yards during his outing, becoming just the 11th player in program history to hit that milestone.

DEFENSE LIMITS HIGH-POWERED TIDE

- During Tennessee's clash with No. 1 Alabama on Oct. 19, the Vols held the Crimson Tide's offense to season lows in points (35), passing yards (233) and total yards (373).
- Alabama's total yardage output was its lowest since Nov. 10, 2018 against Mississippi State, who finished the season as the nation's third-ranked defense in terms of yards allowed to opponents.
- On Alabama's second drive of the game, **Nigel Warrior** intercepted quarterback Tua Tagovailoa's pass in the end zone and returned it 59 yards. Tagovailoa has thrown just 10 interceptions in his career, two of which have been against Tennessee.

JORDAN SHINES AT ALABAMA

- For the second time this season, junior running back **Tim Jordan** led Tennessee in rushing at No. 1 Alabama, finishing with a season-high 94 yards.
- Jordan's 94 yards on 17 carries against the Tide marked the second-best rushing performance of his collegiate career (118 yards vs. West Virginia; 9/1/18).
- Jordan's 33-yard run in the second quarter at Alabama was the longest of his Tennessee career.

MAURER IMPRESSIVE EARLY

- True freshman **Brian Maurer** has started three games this season for Tennessee, becoming the eighth true freshman quarterback in program history to start at least three games in a season.
- Before leaving the game against No. 1 Alabama due to injury in the second quarter, Maurer was 5-of-7 through the air for 62 yards. He also rushed for a score on a two-yard QB sneak.

- Maurer's rushing touchdown was the first by a UT quarterback against Alabama since **Casey Clausen's** game-winning 1-yard touchdown in the fifth overtime of Tennessee's 51-43 win over the Crimson Tide in Tuscaloosa in 2003.
- Maurer's second start against Mississippi State was cut short due to injury, but in just under two quarters of action, he finished 4-of-7 through the air for 61 yards and had three carries for 41 yards.
- Maurer provided an instant spark for the Vols in his first-career start vs. No. 3 Georgia during week six. He completed a 73-yard touchdown pass to **Marquez Callaway** for his first-career completion inside Neyland Stadium and later found **Jauan Jennings** for a 12-yard score to start the second quarter to put the Vols ahead 14-10. Maurer completed 10 of his first 17 throws and finished with 205 yards in the first half as Tennessee held a lead over Georgia until the 1:59 mark in the second quarter.
- **Other Maurer notes:**
 - The Ocala, Fla. native the 11th true freshman to start at quarterback in UT history and the first ever to make his first start against a Top-5 team.
 - Maurer's start against Alabama marked the 43rd game in which a true freshman has started at quarterback for the Vols since freshman eligibility was restored in 1973. **Alan Cockrell** was the first true freshman quarterback to start for the Vols on Sept. 19, 1981 against Colorado State.
 - Maurer's 259 passing yards against Georgia were the second-most in UT history by a true freshman making his first-career start behind only **Tyler Bray's** 325 passing yards at Memphis on Nov. 6, 2010. It also marks the seventh-most yards passing by a UT true freshman all-time.
 - His 73-yard touchdown to Callaway was the longest pass play for the Vols since Oct. 31, 2015 when **Josh Dobbs** found **Josh Malone** for a 75-yard score.
 - Maurer's 205 yards in the first half against Georgia marked the first time a Tennessee signal-caller had 200 passing yards in a half since **Josh Dobbs** had 212 yards in the first half at Vanderbilt in 2016.

QBS COMBINE FOR WIN OVER STATE

- True freshman **Brian Maurer** started at quarterback for the Vols in the win over Mississippi State and played nearly the entire first half before exiting due to injury. **Jarrett Guarantano** played for the final drive of the first half and the entirety of the second half.
- During the second quarter, Maurer recorded a career-long 23-yard rush, the longest rush by a quarterback since **Will McBride** tallied a 43-yard carry against Missouri on Nov. 11, 2017. Maurer led the Vols in the first half with 41 yards rushing and finished the game 4-of-7 through the air with 61 passing yards.
- Guarantano entered the game with 59 seconds left in the first half and stayed in for the remainder of the game. He finished 6-of-7 passing for 106 yards and one touchdown.
- Guarantano led Tennessee on a 9-play, 91-yard drive in the fourth quarter to seal the win - the Vols' longest scoring drive of the season.

MORRIS, WRIGHT GET O-LINE STARTS

- True freshmen **Wanya Morris** (LT) and **Darnell Wright** (RG/RT) have both started on the offensive line for Tennessee in six games this season, marking the first time since 2010 that two true freshmen have started at least six games for the Vols on the offensive line.
- Wright started Tennessee's games against Chattanooga and Florida at right guard before starting at right tackle against Georgia, Mississippi State, Alabama and South Carolina. Morris has started eight games this season, all at left tackle.

DRAFT PROSPECTS

- Two Tennessee upperclassmen are already receiving some major attention when it comes to the 2020 NFL Draft.
- Redshirt senior outside linebacker **Darrell Taylor** and junior offensive lineman **Trey Smith** were both tabbed as projected first-round picks in a Mock Draft by CBS Sports' Chris Trapasso.
- Taylor was projected to be chosen with the 27th pick and was rated as the 55th best player overall.
- Smith was projected to be selected with the 18th pick and was rated as the 34th best overall prospect.



DEGREES IN HAND

- Three players on Tennessee's roster have already graduated prior to the 2019 season, while 10 others are expected to graduate in December.

Current graduates:

- Ryan Johnson (OL | R-Jr.)
- Brandon Kennedy (OL | R-Sr.)
- Riley Lovingood (LS | R-Sr.)

Expected to graduate in December:

- Matt Ballard (LB | R-Jr.)
- Marquez Callaway (WR | Sr.)
- Andrew Craig (TE | R-Jr.)
- Carlin Fils-aime (RB | Sr.)
- Jarrett Guarantano (QB | R-Jr.)
- Juan Jennings (WR | R-Sr.)
- Brandon Johnson (WR | Sr.)
- Landon Knoll (LB | R-Sr.)
- Marcus Tatum (OL | R-Jr.)
- Darrell Taylor (LB | R-Sr.)



NOTING THE VOLTS

DEFENSE STIFLES MISSISSIPPI STATE

- Tennessee's defense recorded seven sacks in the win over Mississippi State on Oct. 12, the most that the Bulldogs have allowed all season and the Vols' most since Sept. 23, 2017 against UMass.
- The seven sacks were UT's most in an SEC game since also recording seven at Vanderbilt on Nov. 22, 2008.
- Mississippi State's Kylin Hill entered the Bulldogs' Oct. 12 game vs. Tennessee as the SEC's leading rusher, averaging 119.2 yards per game - Tennessee held him to 13 yards rushing on 11 carries, his lowest output since Nov. 11, 2017 when he had seven yards against Alabama.

35 PLAYERS HAVE DEBUTED FOR VOLTS

- Through nine games, 21 Tennessee true freshmen and 14 other players have made their career debuts in the Orange and White.
- Four true freshmen — **Henry To'o To'o** (8), **Wanya Morris** (8), **Darnell Wright** (6) and **Warren Burrell** (4) — have started at least four games.
- Two non-freshmen newcomers have started games this season for Tennessee: **Aubrey Solomon** (7) and **Darel Middleton** (3).

JG RANKS HIGH ON UT ALL-TIME LISTS

- Tennessee redshirt junior quarterback **Jarrett Guarantano** currently ranks third in program history for career completion percentage with a 61.7 percent rate, edging out **Heath Shuler** and **Tony Robinson** and coming in just behind **Peyton Manning** and **Jeff Francis** (min. 400 attempts).
- Guarantano also ranks ninth in program history in career passing yards with 4,191. He needs 402 yards to pass **Tea Martin** (4,592) for eighth.
- Guarantano has tossed only 10 interceptions in 546 career attempts and his 1.83 interception percentage is the lowest in school history (min. 400 attempts).
- Guarantano ranks No. 7 in the SEC with 11 touchdown passes.
- During the 2018 season, Guarantano threw 166 consecutive passes without an interception - a program record. Guarantano finished the season with a 4:1 TD-to-INT ratio - the best by a UT starting quarterback since Manning in 1995.

All-Time Career Passing Yards Leaders

7.	5,867	Jeff Francis	1985-88
8.	4,592	Tee Martin	1996-99
9.	4,191	Jarrett Guarantano	2017-Pres.

All-Time Career Completion Percentage Leaders

1.	62.5	Peyton Manning	1994-97
2.	62.0	Jeff Francis	1985-88
3.	61.7	Jarrett Guarantano	2017-Pres.
4.	61.6	Heath Shuler	1991-93
5.	61.6	Tony Robinson	1982-85

(min. 400 attempts)

FRESHMEN SHINING EARLY

- Tennessee has had seven true freshmen start games this season, which is tied for second nationally with Texas A&M, UMass and Stanford. Alabama (9) is the only school with more.
- In total, 33 true or redshirt freshmen have seen action for Tennessee this season.
- A starter at linebacker in eight of nine games, **Henry To'o To'o** ranks second on the team in tackles with 48. In the season opener, he became the first true freshman to lead the Vols in tackles in a season opener since **Dwayne Goodrich** did so against UNLV in 1996.
- Linebacker **Quavaris Crouch** has seen action in all nine games and earned his first start against Alabama. Crouch has 22 tackles, two pass breakups and four quarterback hurries. Crouch, a high school running back, also registered a rush against Florida

in which he picked up four yards and a first down, as well as one both against Alabama and UAB.

- Running back **Eric Gray** has rushed for 194 yards, including a 77-yard performance against BYU. Gray has also caught nine passes for 60 yards. He recorded his first-career touchdown on a 13-yard reception from **Jarrett Guarantano** against UAB.
- Cornerback **Warren Burrell** has earned four starts and produced 12 tackles.
- In his first action as a Vol, DB **Kenney Solomon** intercepted a pass in the end zone against Chattanooga.
- Fellow linebacker **Roman Harrison** has played in seven games and registered five tackles and a quarterback hurry.
- **Wanya Morris** and **Darnell Wright** have each seen large amounts of playing time on the offensive line, with Morris earning eight starts at left tackle and Wright starting six games — two at right guard and four at right tackle.

CHANDLER A BIG PLAY THREAT

- Junior running back **Ty Chandler** recorded a 31-yard rush vs. UAB to mark his fifth 20-plus yard play of the season. He closed the night with 16 carries and a game-high 85 yards rushing.
- Chandler also scored his third touchdown of the season and Tennessee's first TD of the game on an 11-yard rush in the second quarter against UAB.
- Chandler eclipsed 150 yards rushing in a game for the second time in his career during Tennessee's Sept. 7 matchup against BYU, going for 154 yards on 26 carries.
- Chandler's 53-yard run in the second quarter against BYU was his third career run of 50 or more yards.
- In addition to his runs of 50 yards or more, Chandler has recorded 14 plays of 30 or more yards. Seven of those plays have been rushes, two have been receptions and five have come on kick returns.
- The Nashville native has totaled a team-leading 569 yards and three touchdowns on the ground through nine games.
- In kick return yardage, Chandler rank fifth in the SEC at 14.6 yards per return.
- Chandler led the Vols in rushing last season with 630 yards on 115 carries (5.5 ypc) and four rushing TDs.

13 VOLTS HAVE MORE THAN 12 STARTS

- UT has 13 players that have started over 12 games led by DB **Nigel Warrior** (33), WR **Marquez Callaway** (31), WR **Jauan Jennings** (27), OL **Trey Smith** (27), LB **Darrell Taylor** (26), LB **Daniel Bituli** (25), QB **Jarrett Guarantano** (22), WR **Josh Palmer** (23), OL **Ryan Johnson** (19), RB **Ty Chandler** (17) and DB **Baylen Buchanan** (14).
- DB **Bryce Thompson** (16) and TE **Dominick Wood-Anderson** (15) have both joined the group this year.
- Jennings has logged at least one start in five straight seasons. He started the 2017 season-opener before redshirting due to injury.

BOUNCING BACK

- Time and time again, the Tennessee Volunteers have rebounded from season-opening losses to PUT ON MORE STEAM and CARRY THE FIGHT to the rest of their opponents.
- **1967:** Opened the season with a 20-16 loss at UCLA and won the next nine games to win the SEC Championship and be named National Champions by one publication.
- **1981:** Lost the first two games in blowouts (44-0 at Georgia and 43-7 at Southern Cal), but rallied to finish 8-4, including a bowl win over Wisconsin.
- **1988:** Lost the first six games, but won the last five to set the momentum up for the 1989 (11-1) SEC Championship team.

TENNESSEE TRUE FRESHMEN

Tennessee has had **21 true freshmen** play in a game this season:

Name	Pos.	GP	GS
Chris Akporoghene	OL	2	0
Aaron Beasley	DB/LB	5	0
Sean Brown	TE	1	0
Warren Burrell	DB	7	4
Quavaris Crouch	LB	9	1
Tyus Fields	DB	3	0
Kwauze Garland	DB	2	0
Eric Gray	RB	9	0
Roman Harrison	LB	7	0
Ramel Keyton	WR	8	0
Jackson Lampley	OL	2	0
Brian Maurer	QB	5	3
Jaylen McCollough	DB	9	2
Jerrold Means	WR	4	0
Isaiah Montgomery	WR	2	0
Wanya Morris	OL	9	8
Fred Orr	RB	3	0
Elijah Simmons	DL	1	0
Kenney Solomon	DB	7	0
Henry To'o To'o	LB	9	8
Darnell Wright	OL	8	6
TOTAL		112	32

CFB 150 ANNIVERSARY

- The College Football 150th Anniversary (CFB 150) non-profit, headed by Executive Director Kevin Weiberg, was launched to stage several initiatives to commemorate the milestone, and several organizations have announced their own plans for celebrating the 150th anniversary. Joining the effort, the National Football Foundation (NFF) has established a special ceremonial committee, the NFF 150th Anniversary Team of Excellence, which is comprised of NFF Board Members who played football and have gone on to great success in life, to oversee the organization's plans.
- All teams will wear an special CFB 150 patch on their jerseys this season.
- Tennessee has also used social media to aid the initiative with a series of posts on its accounts, including a thread highlighting some of the most memorable moments in the program's history via the Tennessee Athletics (@Vol_Sports) Twitter account.



NOTING THE VOLTS

- **1994:** Lost three of the first four games (including opener at UCLA and a 31-0 loss at home to Florida) before finishing 7-1 down the stretch to go 8-4 with a Gator Bowl win over Virginia Tech.

- **2007:** Lost first game at California and rallied to finish 10-4, win the SEC East, play in the SEC Championship Game and beat Wisconsin in the Outback Bowl.

WELCOME BACK!

- Defensive coordinator/defensive backs coach **Derrick Ansley**, offensive coordinator **Jim Chaney** and assistant head coach/passing game coordinator/wide receivers coach **Tee Martin** all returned to Rocky Top to join **Jeremy Pruitt's** staff this offseason.
- Ansley, who served as Tennessee's defensive backs coach during the 2012 season, came back to UT following a one-year stint as the Oakland Raiders' defensive backs coach. Ansley also coached defensive backs at Alabama alongside Pruitt in 2016 and 2017.
- Chaney's offenses set multiple program records during his time as Tennessee's offensive coordinator and quarterbacks coach from 2009-12. Since last coaching in Knoxville, Chaney has served as offensive coordinator at Arkansas (2013-14), Pitt (2015) and Georgia (2016-18).
- Quarterback of Tennessee's 1998 BCS National Championship team, Martin returned to Rocky Top coming off of a seven-year stint at USC. He coached 11 NFL Draft picks as offensive coordinator and wide receivers coach at USC and Kentucky.

UT SIGNS ONE OF TOP 2019 CLASSES

- According to 247 Sports Composite's Team recruiting rankings, Tennessee finished with the No. 12 recruiting class in the nation.
- ESPN, Rivals, The Athletic, Sports Illustrated and SB Nation named Tennessee a "National Signing Day Winner" following the additions of four-star linebacker **Henry To'o To'o** and five-star offensive lineman **Darnell Wright** on February's signing day.
- Tennessee's 2019 recruiting class included 13 four-star prospects and two five-star prospects (Wright and fellow offensive lineman **Wanya Morris**).
- UT signed players from seven different states - Tennessee, Georgia, California, West Virginia, Maryland, Florida and North Carolina; also one from Nigeria.
- Tennessee signed three Under Armour All-Americans and three All-American Bowl participants.
- Morris, Wright and To'o To'o, along with DB **Warren Burrell** were all named to the FWA All-American Team Preseason Watch List. UT led all teams with its four selections.
- Morris, Wright and To'o To'o were also all named to ESPN's Preseason Freshman All-America Team.
- Tight ends coach **Brian Niedermeyer** was named 247 Sports National Recruiter of the Year for his efforts on the recruiting trail. Niedermeyer joined **Jeremy Pruitt** (2013) and **Tee Martin** (2016) as winners of the National Recruiter of the Year award currently on Tennessee's staff.

TENNESSEE ALL-TIME RECEPTIONS LEADERS

Rk.	Player	Receptions	Yards	Touchdowns	Seasons
1.	Joey Kent	183	2,814	25	1993-96
2.	Marcus Nash	177	2,447	20	1994-97
3.	Cedrick Wilson	159	2,137	24	1997-2000
4.	Peerless Price	147	2,298	19	1995-98
5.	Gerald Jones	142	1,710	10	2007-10
6.	Jauan Jennings	134	1,906	17	2015-Pres.

TENNESSEE ALL-TIME RECEIVING YARDS LEADERS

Rk.	Player	Yards	Receptions	Yards/Catch	Seasons
4.	Robert Meachem	2,140	125	17.1	2004-06
5.	Cedrick Wilson	2,137	159	13.4	1993-96
6.	Tim McGee	2,042	123	16.6	1994-97
7.	Denarius Moore	2,004	112	17.9	1997-2000
8.	Larry Seivers	1,924	117	16.4	1995-98
9.	Jauan Jennings	1,906	134	14.2	2015-Pres.

TENNESSEE ALL-TIME TOUCHDOWN RECEPTIONS LEADERS

Rk.	Player	Touchdowns	Seasons
1.	Joey Kent	25	1993-96
2.	Cedrick Wilson	24	1997-2000
3.	Marcus Nash	20	1994-97
4.	Peerless Price	19	1995-98
5.	Justin Hunter	18	2010-12
	Denarius Moore	18	1995-98
	Cory Fleming	18	1990-93
8.	Jauan Jennings	17	2015-Pres.
	Robert Meachem	17	2004-06

MOST OT GAMES, WINS EVER

- Tennessee has played 21 overtime games in program history — the most of any FBS team since the overtime rule was implemented during the 1995-96 bowl season.
- The Vols are 13-8 in overtime games and their 21 overtime appearances are the most in FBS history.

Team	Total	Wins	Losses	Pct.
Tennessee	21	13	8	.619
Arkansas	19	12	7	.632
Oregon	19	10	8	.556
TCU	19	9	10	.474
Fresno State	18	7	11	.389
Utah	17	9	8	.529
Missouri	16	11	5	.688

ALL-TIME WINS (FBS)

Rank	Team	Won	Lost	Tied
1.	Michigan	960	344	36
2.	Ohio State*	919	325	53
3.	Texas	913	373	33
	Alabama*	913	329	43
5.	Oklahoma	903	326	53
	Notre Dame*	903	326	42
7.	Nebraska	901	393	40
8.	Penn State	895	391	41
9.	USC*	844	349	54
10.	Tennessee	842	395	53
11.	Georgia	826	424	54
12.	LSU	805	415	47
13.	Auburn	774	443	47
14.	West Virginia	753	502	45
	Clemson	753	459	45

* Teams who have vacated wins

BY THE NUMBERS

TENNESSEE'S COACHING STAFF

16

Tennessee's on-field coaching staff has won a combined 16 national championships over the course of their careers. Jeremy Pruitt has the most with five.

29

Tennessee's coaching staff has also combined for a total of 29 conference championships.

200

UT's coaching staff has coached more than 200 NFL Draft picks during their combined careers, including 37 first-round selections.

66

The Vols' 11-man coaching staff have coached 66 All-Americans over the course of their careers.

8

Eight of Tennessee's on-field coaches have coached high school football during their careers.

QUOTE ME ON THAT...

Head coach Jeremy Pruitt on the team's recent improvement:

"Our guys work really hard at practice. They work hard to prepare and to give themselves a chance to have success. They are a fun group to be around. We have had to execute at a little higher level in all three phases of our team, but you can see some of the guys are gaining confidence with the fact they have been around and have been in the system a little longer. The younger guys are gaining confidence and some of the guys that have been here. It just comes from doing the same stuff over and over again. We just have to improve this week."

Redshirt junior QB Jarrett Guarantano on playing despite having surgery last Sunday:

"I owe it to my teammates. I don't like how I started off the season, honestly. That's just tough having the team lose. My teammates deserve this from me, and if I'm able to help them out in any way, I think I should. That's really the main point. Guys are saying, 'just chill out this week,' or 'wait until you rehab.' I couldn't do it."

Freshman LB Henry To'o To'o on forcing turnovers:

"Takeaways (are) huge. The coaches push us every week to try to get a ball out, get an interception or just make something happen during practice. So, to be able to see it happen on the field was great."

Freshman RB Eric Gray on being patient and waiting for his opportunity:

"It's really about just trusting the process. Tim (Jordan) and Ty (Chandler) are great backs and I learn a lot from them. Being in practice with them, seeing them throughout the games, being able to watch film with them, they've really taught me a lot as a freshman."

300-YD PASSERS, 100-YD RUSHERS, 100-YD RECEIVERS

300-YARD PASSING PERFORMANCES

Jarrett Guarantano (2)

Yds	Opponent	Date	Score
311	Georgia State	8/31/19	L, 38-30
328	at #21 Auburn	10/13/18	W, 30-24

100-YARD RUSHING PERFORMANCES

Ty Chandler (3)

Yds	Opponent	Date	Score
154	BYU	9/7/19	L, 29-26 (2OT)
158	UTEP	9/15/18	W, 24-0
120	at Kentucky	10/28/17	L, 29-26

Tim Jordan (1)

Yds	Opponent	Date	Score
118	vs. #17 WVU	9/1/18	L, 40-14

100-YARD RECEIVING PERFORMANCES

Jauan Jennings (5)

Yds	Opponent	Date	Score
174	South Carolina	10/26/19	W, 41-21
114	#3 Georgia	10/5/19	L, 43-14
108	Georgia State	8/31/19	L, 38-30
102	#1 Alabama	10/20/18	L, 58-21
111	#19 Florida	9/24/16	W, 38-28

Marquez Callaway (3)

Yds	Opponent	Date	Score
102	South Carolina	10/26/19	W, 41-21
105	#3 Georgia	10/5/19	L, 43-14
115	vs. Georgia Tech	9/4/17	W, 42-41 (2OT)

Brandon Johnson (2)

Yds	Opponent	Date	Score
107	Vanderbilt	11/25/17	L, 24-42
123	UMass	9/23/17	W, 17-13

PROGRAM MILESTONES

VICTORIES

No.	Date	Score	Opponent	Place
1	Oct. 15, 1892	25-0	Maryville	Maryville
50	Oct. 17, 1908	7-0	Kentucky State	Knoxville
100	Nov. 6, 1920	49-0	Transylvania	Knoxville
150	Oct. 27, 1928	26-7	Washington & Lee	Knoxville
200	Oct. 13, 1934	27-0	Mississippi	Knoxville
250	Nov. 16, 1940	41-14	Virginia	Knoxville
300	Oct. 16, 1948	21-6	Alabama	Knoxville
350	Oct. 15, 1955	20-0	Alabama	Birmingham
400	Nov. 9, 1963	26-0	Tulane	New Orleans
450	Oct. 3, 1970	48-3	Army	Knoxville
500	Nov. 22, 1975	17-13	Kentucky	Lexington
550	Nov. 26, 1983	34-24	Vanderbilt	Knoxville
600	Jan. 1, 1990	31-27	Arkansas	Dallas (Cotton)
650	Oct. 7, 1995	49-31	Arkansas	Fayetteville
700	Sept. 2, 2000	19-16	Southern Mississippi	Knoxville
750	Oct. 1, 2005	27-10	Mississippi	Knoxville
800	Aug. 31, 2013	45-0	Austin Peay	Knoxville

Current Total: 842 wins

LOSSES

No.	Date	Score	Opponent	Place
1	Nov. 21, 1891	24-0	Sewanee	Chattanooga
50	Nov. 6, 1909	51-0	Vanderbilt	Nashville
100	Oct. 19, 1935	25-0	Alabama	Knoxville
150	Sept. 27, 1958	13-0	Auburn	Birmingham
200	Dec. 29, 1973	28-19	Texas Tech	Jacksonville (Gator)
250	Oct. 13, 1984	43-30	Florida	Knoxville
300	Dec. 31, 2002	30-3	Maryland	Atlanta (Peach)
350	Oct. 13, 2012	41-31	Mississippi State	Starkville

Current Total: 395 losses

THE LAST TIME TENNESSEE...

INDIVIDUAL

Rushed for 100 yards - 154, Ty Chandler vs. BYU, 9/7/19
Rushed for 200 yards - 223, Arian Foster vs. Vanderbilt, 11/19/05
Rushed for 250 yards - 294, Chuck Webb vs. Mississippi, 11/18/89
QB Rushed for 100 yards - 118, Joshua Dobbs vs. Nebraska, 12/30/16
Passed for 300 yards - 311, Jarrett Guarantano vs. Georgia State, 8/31/19
Passed for 400 yards - 404, Tyler Bray vs. Missouri, 11/10/12
Passed for 500 yards - 530, Tyler Bray vs. Troy, 11/3/12
Had 100 yards receiving - J. Jennings (174) & M. Callaway (102) vs. South Carolina, 10/26/19
Had 150 yards receiving - 174, Jauan Jennings vs. South Carolina, 10/16/19
Had 200 yards receiving - 219, Cordarrelle Patterson, vs. Troy, 11/3/12
Returned onside kick for TD - 44, Bret Smith at S. Carolina, 10/30/04
Returned opening kickoff for TD - 91, Ty Chandler vs. Indiana State, 9/9/17
Returned conventional kickoff for TD - 100, Evan Berry at South Carolina, 10/29/16
Returned kickoff 100 yards - Evan Berry at South Carolina, 10/29/16
Returned punt for TD - 65, Marquez Callaway vs. South Carolina, 10/26/19
Returned a blocked punt for TD - 29, Daniel Bituli vs. South Carolina, 10/26/19
Returned punt at least 75 yards - 82, Marquez Callaway vs. Charlotte, 11/4/18 (TD)
Had a rushing + punt return TD in same game - Alvin Kamara vs. WCU, 9/19/15 (2, 50)
Returned INT for TD - 27 yards, Kyle Phillips vs. Alabama, 10/20/18
Returned a fumble for TD - 8 yards, Alontae Taylor at Auburn, 10/13/18
Returned PAT for a score - 97, Floyd Miley vs. Mississippi, 11/17/90 (blocked kick return)
Rushed for three TDs - 4, John Kelly vs. Georgia Tech, 9/4/17
Rushed for four TDs - 4, John Kelly vs. Georgia Tech, 9/4/17
Threw four TD passes - 4, Joshua Dobbs vs. Florida, 9/24/16
Caught three TD passes - 3, Justin Hunter vs. Troy, 11/3/12
Made four FGs - 4, Brent Cimaglia vs. BYU, 9/7/19
Had an 80-yard run - 81, Ty Chandler vs. UTEP, 9/15/18
Had an 80-yard completion - 81, Tyler Bray to Justin Hunter vs. Montana, 9/4/11
Had 20+ tackles - 23, Daniel Bituli vs. Georgia Tech, 9/4/17
Recorded three sacks - 4.0, Darrell Taylor vs. Kentucky, 11/10/18
Forced two fumbles - 2, Darrell Taylor at Georgia, 9/29/18
Intercepted two passes - 3, Bryce Thompson vs. UAB, 11/2/19
Intercepted three passes - 3, Bryce Thompson vs. UAB, 11/2/19
Made a 50-yard FG - 53, Brent Cimaglia vs. UAB, 11/2/19

TEAM

Shut out an opponent - 45-0 vs. Chattanooga, 9/14/19
Shut out consecutive opponents - at Vanderbilt and vs. Kentucky, 11/23/02 & 11/30/02 (24-0)
Rushed for more than 300 yards - 345 vs. UTEP, 9/15/18 (50 att.)
Rushed for more than 400 yards - 406 vs. Vanderbilt, 11/26/94 (60 att.)
Passed for more than 300 yards - 351 vs. South Carolina, 10/26/19 (30 att.)
Passed for more than 400 yards - 402 at Texas A&M, 10/8/16 (48 att.)
Had more than 500 yards total off. - 512 vs. UTEP, 9/15/18 (345 rush, 167 pass)
Had more than 600 yards total off. - 609 vs. Missouri, 11/19/16 (386 rush, 223 pass)
Scored 50 points - 59 vs. ETSU, 9/8/18 (Score: 59-3)
Scored 60 points - 63 vs. Missouri, 11/19/16 (Score: 63-37)
Scored 70 points - 70 vs. Louisiana-Monroe, 9/23/00 (Score: 70-3)
Scored 30+ points in a quarter - vs. Western Carolina, 9/19/15 (2nd quarter, 31 points)
Scored 35+ points in a quarter - Arkansas, 11/22/00 (1st quarter, 35 points)
Failed to rush for 100 yards - 70 vs. Georgia, 10/5/19 (29 att.)
Failed to pass for 100 yards - 44 at Alabama 10/21/17 (9-of-16, 1 int.)
Held opponent to fewer than 100 yards rushing - 63 vs. UAB, 11/2/19 (25 att.)
Held opponent to fewer than 100 yards passing - 76 vs. Chattanooga, 9/14/19 (9-of-26)
Held opponent to fewer than 100 yards total off. - 83 vs. W. Ky, 9/5/09 (34 rush, 49 pass)
Held opponent without a TD - vs. Chattanooga, 9/14/19 (Score: Tennessee 45-0)
Failed to get a first down - vs. Auburn, 9/27/58 (Score: Auburn 13-0)
Scored a safety - vs. Vanderbilt 11/28/15 (Derek Barnett sack)
Committed no turnovers - vs. South Carolina, 10/26/19
Forced opponent into five turnovers - vs. Chattanooga, 9/14/19
Intercepted four passes - vs. Chattanooga, 9/14/19
Intercepted five passes - vs. Western Kentucky, 9/7/13
Committed no penalties - vs. Austin Peay, 8/31/13
Never had to punt - vs. Western Ky., 9/5/09 (15 off. possessions in 63-7 win)
Blocked a punt - vs. South Carolina, 10/26/19 (Daniel Bituli)
Returned blocked punt for TD - 29 vs. South Carolina, 10/26/19 (Daniel Bituli)
Blocked a field goal - vs. Kentucky, 11/10/18 (Shy Tuttle)
Returned blocked FG for TD - 90 vs. South Carolina, 10/28/95 (Tyrone Hines)
Returned punt and kickoff for TD in same game - at Kentucky, 10/31/15 (Evan Berry 100-yard KR; Cameron Sutton 84-yard PR)
Blocked a PAT - vs. Missouri, 11/17/18 (Tucker McCann blocked by Kyle Phillips)
Faked a punt - at Vanderbilt, 11/17/12 (Michael Palardy incomplete pass)
Successfully faked punt for 1st down - at Alabama, 10/22/11 (M. Palardy pass to A. Anderson)
Faked a FG - vs. Missouri, 11/22/14 (P. Ashford pass to A. Ellis for touchdown)
Attempted 2-pt conversion - at Vanderbilt, 11/24/18 (J. Guarantano pass unsuccessful)
Scored 2-pt conversion - vs. Florida, 9/22/18 (K. Chryst pass to J. Jennings successful)
Attempted onside kick - vs. Georgia State, 8/31/19 (Georgia State recovered)
Recovered onside kick - vs. Cincinnati, 9/10/11 (Michael Palardy recovered)
Two players with 100 yards rushing - J. Dobbs (190) & J. Kelly (101) vs. Missouri (11/19/16)
Three players with 100 yards rushing - James Stewart (145), Aaron Hayden (115) & Mose Phillips (107) vs. Vanderbilt, 11/30/91
Two players w/ 100 yards passing - J. Guarantano (229) & J. Shrout (122) vs. South Carolina, 10/29/19
Two players w/ 100 yards receiving - J. Jennings (174) & M. Callaway (102) vs. South Carolina, 10/26/19
Won OT game - vs. Georgia Tech, 9/4/17 (Score: UT 42-41, 2OT)
Lost OT game - vs. BYU, 9/7/19 (Score: BYU 29-26, 2OT)
Won game on last play - at Georgia, 10/1/16 (UT 34-31, 43-yd TD pass Dobbs to Jennings)
Lost game on last play - vs. BYU, 9/7/19 (Score: BYU 29-26: 5-yd rushing TD in 2OT)
Rallied from down 14 to win - vs. Georgia Tech, 9/4/17 (trailed 28-14 in 4Q & won, 42-41)
Beat ranked opponent - vs. #11/12/12 Kentucky, 11/10/18 (Score: Tennessee 24-7)
Beat team ranked in top 15 - vs. #11/12/12 Kentucky, 11/10/18 (Score: Tennessee 24-7)
Beat team ranked in top 10 - at #10 Georgia, 10/7/06 (Score: Tennessee 51-33)
Beat team ranked in top five - at #4 LSU, 9/26/05 (Score: Tennessee 30-27, OT)
Forced four fumbles - at Kentucky, 10/28/17
Recovered four fumbles - at Kentucky, 10/28/17

THE LAST TIME AN OPPONENT...

INDIVIDUAL

Rushed for 100 yards - 105, Najee Harris at Alabama, 10/19/19 (21 attempts)
Rushed for 200 yards - 216, Ish Witter at Missouri, 11/11/17 (24 attempts)
Rushed for 250 yards - 282, Dexter McCluster at Mississippi, 11/14/09 (25 attempts)
A QB Rushed for 100 yards - 249, TaQuon Marshall vs. Georgia Tech, 9/4/17
Passed for 300 yards - 319, Ryan Hilinski, 10/26/19
Passed for 400 yards - 429, Will Grier vs. West Virginia, 9/1/18
Passed for 500 yards - Never
Had 100 yards receiving - 156, Shi Smith vs. South Carolina, 10/26/19
Had 150 yards receiving - 156, Shi Smith vs. South Carolina, 10/26/19
Had 200 yards receiving - 233, Pharoh Cooper at South Carolina, 11/1/14
Returned a kickoff for TD - 90, Corey Grant vs. Auburn, 11/9/13
Returned a kickoff 100 yards - Brandon Boykin vs. Georgia, 10/10/09
Returned a punt for TD - 79, Eddie Jackson vs. Alabama, 10/15/16
Returned a blocked punt for TD - 17, Sean Westgate at UCLA, 9/1/08
Returned an INT for TD - 16, C.J. Henderson at Florida, 9/16/17
Returned a fumble for TD - 100, Trevon Diggs at Alabama, 10/19/19
Returned an extra point for score - Quinton Reese, Auburn (SEC Championship), 12/6/97 (yardage not recorded)
Returned a punt at least 75 yards - 79, Eddie Jackson vs. Alabama, 10/15/16 (TD)
Rushed for three TDs - 3, Benny Snell at Kentucky, 10/28/17
Rushed for four TDs - 4, Dexter McCluster at Mississippi, 11/14/09
Rushed for five TDs - 5, TaQuon Marshall vs. Georgia Tech, 9/4/17
Threw four TD passes - 4, Tua Tagovailoa vs. Alabama, 10/20/18
Caught three TD passes - 3, Josh Reed at LSU, 9/30/00 (overtime)
Made four FGs - 4, Louie Zervos, Ohio, 9/17/16
Had an 80-yard run - 85, Bo Scarbrough vs. Alabama, 10/15/16
Had an 80-yard completion - 85, Dylan Thompson to Pharoh Cooper at South Carolina (TD), 11/1/14
Recorded three sacks - 5, Alex Brown at Florida, 9/18/99
Intercepted two passes - 2, DeMarkus Acy vs. Missouri, 11/17/18
Made a 50-yard FG - 51, Jace Christmann vs. Mississippi State, 10/12/19

TEAM

Shut out Tennessee - 41-0 vs. Georgia, 9/30/17
Shut out Tennessee in consecutive games - at Kentucky and vs. Vanderbilt, 11/19/59 & 11/26/59 (Scores: 20-0, 14-0)
Rushed for more than 300 yards - 433 at Missouri, 11/11/17
Rushed for more than 400 yards - 433 at Missouri, 11/11/17
Rushed for more than 500 yards - 535 vs. Georgia Tech, 9/4/17
Passed for more than 300 yards - 319 vs. South Carolina, 10/26/19
Had more than 600 yards total offense - 659 at Missouri, 11/11/17 (433 rush, 226 pass)
Scored 50 points - 50 vs. Missouri, 11/17/18 (Score: Mizzou 50-17)
Scored 60 points - 62 at Florida, 11/16/95 (Score: Florida 62-37)
Scored 70 points - 70 at Trinity (present-day Duke), 11/4/1893 (Score: Trinity 70-0)
Failed to rush for 100 yards - 63 vs. UAB, 11/2/19 (25 att.)
Failed to pass for 100 yards - 76 vs. Chattanooga, 9/14/19 (9-of-26)
Held Tennessee to fewer than 100 yards rushing - 70 vs. Georgia, 10/5/19 (29 att.)
Held Tennessee to fewer than 100 yards passing - 44 at Alabama 10/21/17 (9-of-16, 1 int.)
Held Tennessee to fewer than 100 yards total offense - 59 vs. Alabama, 10/18/80
Held Tennessee without TD - at Florida, 9/21/19 (Score: Florida, 34-3)
Scored a safety - vs. Florida, 9/22/18 (Tim Jordan tackled in end zone)
Blocked a punt - vs. Georgia, 9/30/17 (D'Andre Walker)
Returned a blocked punt for TD - 17 at UCLA, 9/1/08 (Sean Westgate)
Blocked a FG - at Auburn, 10/13/18 (blocked by Marlon Davidson)
Blocked two FGs - at Alabama, 10/24/09 (Terrence Cody blocked both)
Returned punt and kickoff for TD in same game - Auburn, 11/9/13 (Chris Davis 85-yard punt return; Corey Grant 90-yard kickoff return)
Faked a punt - North Texas, 11/14/15 (Keena pass 4 to Tucker, unsuccessful)
Successfully faked a punt for first down - Florida, 9/18/10 (Omarius Hines 36 run)
Failed 2-pt conversion - vs. Georgia, 10/5/19 (Jake Fromm failed pass attempt)
Scored 2-pt conversion - at South Carolina, 10/27/18 (Jake Bentley rush)
Attempted an onside kick - 3 vs. Iowa, 1/2/15 (last Todd Kelly Jr. recovered)
Recovered a successful onside kick - at Mississippi State, 10/13/12
Two players with 100 yards rushing - at Missouri, I. Witter (216), L. Rountree (155), 11/11/17
Three players with 100 yards rushing - Mississippi, P. Hofer (119), J. Reed (115), M. Sweet (103), 11/15/75
Two players with 100 yards passing - Alabama, Jalen Hurts (198) and Tua Tagovailoa (134), 10/21/17
Two players with 100 yards receiving - West Virginia, David Sills V (140) and Gary Jennings Jr. (113), 9/1/18
Won OT Game - vs. BYU, 9/7/19 (Score: BYU 29-26, 2OT)
Lost OT game - vs. Georgia Tech, 9/4/17 (Score: UT 42-41, 2OT)
Beat a ranked Tennessee team - at Florida, 9/16/17 (Score: #24 UF 26, #23 UT 20)
Beat a Tennessee team ranked in the top 15 - vs. Alabama, 10/15/16 (Score: #1 UA 49, #9 UT 10)
Beat a Tennessee team ranked in the top five - Florida, 9/17/05 (Score: #6 UF 16, #5 UT 7)

Highlighted - Occurred during 2019 season

HEAD COACH JEREMY PRUITT



- FIVE-TIME NATIONAL CHAMPION (2017, 2013, 2012, 2011, 2009)
- 52 NFL DRAFT PICKS
- 16 FIRST ROUND PICKS
- 20 ALL-AMERICANS
- UPSET TWO RANKED TEAMS IN 2018
- DODD TROPHY NATIONAL COACH OF THE WEEK (NOV. 13, 2018)
- 18 ALL-CONFERENCE FIRST TEAM SELECTIONS
- COORDINATOR FOR NATION'S NO. 1 DEFENSE IN 2017, 2016 AND 2013
- FORMER ALABAMA, GEORGIA AND FLORIDA STATE DEFENSIVE COORDINATOR
- TWO-TIME BROYLES AWARD FINALIST
- HIS DEFENSES HAVE ALLOWED ONLY 16.7 PPG SINCE 2013
- NAMED TENNESSEE'S 26TH HEAD COACH ON DEC. 7, 2017

Jeremy Pruitt enters his second season as the head coach of the Tennessee football program looking to build on the foundation he set in year one on Rocky Top.

Introduced as the 26th head coach in Tennessee football history on Dec. 7, 2017, Pruitt took the helm of the Volunteers after collecting five national championships as an assistant and cementing himself as the nation's top defensive coordinator during stints at Alabama (2016-17, 2007-12), Georgia (2014-15) and Florida State (2013).

Pruitt has coached 52 NFL Draft selections, including 16 first-round picks and 20 All-Americans. Additionally, he guided the nation's No. 1 defense in 2017, 2016 and 2013. He was named the 2012 National Recruiter of the Year by 247Sports and was a two-time finalist for the Broyles Award, given to the nation's top assistant coach each year.

Pruitt's first season at UT was highlighted by a pair of upset victories over ranked opponents and a National Coach of the Week honor. Additionally, a pair of Vols collected freshman All-America honors as Tennessee improved by 33 spots nationally in total defense and 74 spots in rush defense, while allowing nearly 100 rushing yards less per game.

Pruitt was a standout high school coach before joining the Alabama staff as the Director of Player Development in 2007. He played collegiately for coaching legends Boots Donnelly, at Middle Tennessee State, and for Gene Stallings, at Alabama, after growing up in Rainsville, Ala., a town just 45 minutes south of Chattanooga.

Pruitt is a teacher at heart, spending time as a physical education instructor right out of college while serving as an assistant coach for his father, Dale Pruitt, a longtime high school head coach. He has joked that he taught every kid in Fort Payne, Ala. how to tie their shoes from 2001-04.

The list of players coached by Pruitt reads like a who's who of college football's top defensive players this decade and includes 2017 National Defensive Player of the Year Minkah Fitzpatrick, 2016 Butkus Award (nation's top LB) winner Reuben Foster, 2016 National Defensive Player of the Year Jonathan Allen, top 10 NFL draft picks Jalen Ramsey, Roquan Smith, Leonard Floyd, Mark Barron and Dee Milliner, and current NFL stars Ha Ha Clinton-Dix, Dre Kirkpatrick, Lamaricus Joyner and Telvin Smith.

VOLS IMPROVEMENT UNDER JEREMY PRUITT

Tennessee continues to improve in nearly every statistical category under Jeremy Pruitt through nine games in the 2019 season. Most notably, the Vols have improved in total offense and total defense each season since 2017. The Vols also have already eclipsed their INT total from 2018 (9) with 13 in 2019, which leads the SEC.

OFFENSE	2019	2018	2017	DEFENSE	2019	2018	2017
Scoring	24.7	22.8	19.8	Opp. Scoring	24.1	27.9	29.1
Rushing	138.6	129.1	117.4	Opp. Rushing	137.7	154.5	251.2
Passing	210.2	196.4	173.7	Opp. Passing	213.3	222.9	161.7
Tot. Offense	348.8	325.5	291.1	Opp. Tot. Offense	351.0	377.4	412.9
Offense TDs	21	30	25	Opp. 3rd Down	41%	39%	45%
3rd Down	41%	38%	31%	Opp Red Zone	80%	91%	90%
Red zone	75%	88%	80%	INTs	13	9	5
50+ plays (from scrim)	5	8	4	Sacks	2.6 (23)	2.1 (25)	1.8 (22)
20+ plays (from scrim)	37	52	38	Turnovers forced	13	15	15
Turnovers committed	1.67 (15)	1.33 (16)	1.5 (18)	Opp. 50+	2	5	7
Turnover Margin	+2	-1	-3	Opp. 20+	23	50	49
				Defense TDs	0	3	2
				Special Teams TDs	3	2	1

"WHAT THEY ARE SAYING"

ABOUT JEREMY PRUITT



Laura Rutledge
@LauraRutledge



Jeremy Pruitt... SEC coach of the year.

6:53 PM - 10 Nov 2018

"Jeremy has done a tremendous job for our program, and we appreciate everything he has done to contribute to our success. What has made Jeremy a great coach and coordinator are the same characteristics that are going to make him an outstanding head coach. He is hard-working, dedicated and organized with exceptional knowledge of the game. He is an excellent recruiter who does a great job developing players and earning their respect. He will do a great job at Tennessee and we wish him the best."

- Nick Saban, Alabama Head Coach

"Jeremy Pruitt is one of the top defensive minds in college football. He has a relentless drive to be great and he did a phenomenal job as our defensive coordinator when we won the national championship in 2013. He's a tenacious recruiter with a remarkable ability to build long-lasting relationships with his players. He loves football and he loves mentoring young men. I believe Tennessee has made a great hire with their new head coach."

- Jimbo Fisher, Texas A&M Head Coach

"Coach Pruitt was one of my favorite coaches because he had a good balance of work and play. When it was time to focus on football, we definitely focused on football but when it was time to have fun like on game days and maybe special holidays, we had fun as a family. Coach always made sure we were taken care of and made sure that we stayed on top of our game and our academics in the classroom."

- Jalen Ramsey, Jacksonville Jaguars All-Pro Cornerback

"I think Jeremy Pruitt, the recruiting class coming in this year, is outstanding. The recruits that are coming in are going to get Tennessee back to having a lot of early-round picks."

- Mel Kiper, NFL Draft Analyst

PERSONAL INFORMATION

Born: May 28, 1974
Hometown: Rainsville, Ala.
Education: West Alabama ('99)
Playing Experience: Middle Tennessee - DB (93-94), Alabama - DB (95-96)
Wife: Casey
Children: Sons: Jayse, Ridge and Flynt

COACHING CAREER

1997: Alabama Student Assistant
1998: Plainview HS Defensive Backs
1999: West Alabama Defensive Backs
2000: Plainview HS Defensive Coordinator
2001-2003: Fort Payne HS Asst.
2004: Hoover HS Defensive Backs
2005-2006: Hoover HS DC/DB
2007-2009: Alabama Dir. Player Development
2010-2012: Alabama Defensive Backs
2013: Florida State Defensive Coord./DB
2014-2015: Georgia Defensive Coord./DB
2016-2017: Alabama Defensive Coord./ILB
2018-present: Tennessee Head Coach

UT'S RECORD IN PRUITT ERA

	2018	2019	Career
Overall	5-7	4-5	9-12
Home	4-3	4-3	8-6
Road	1-3	0-2	1-5
SEC	2-6	2-3	4-9
SEC at home	1-3	2-1	3-4
SEC on road	1-3	0-2	1-5
Neutral Site	0-1	0-0	0-1
August	0-0	0-1	0-1
September	2-3	1-2	3-5
October	1-2	2-2	3-4
November	2-2	1-0	3-2
December/January	0-0	0-0	0-0
In Bowl Games	0-0	0-0	0-0
vs. Above .500 (time of game)	2-4	2-3	4-7
vs. Below or At .500 (time of game)	3-3	2-2	5-5

Non-Conference Record...	2018	2019	Career
Overall	3-1	2-2	5-3
at home	3-0	2-2	5-2
on the road	0-0	0-0	0-0
neutral site	0-1	0-0	0-1

vs. Ranked Opponents...	2018	2019	Career
Overall	2-3	0-3	2-6
vs. Top 5	0-2	0-2	0-4
at home	1-1	0-1	1-2
on the road	1-1	0-2	1-3
neutral site	0-1	0-0	0-1

Record When Allowing...	2018	2019	Career
less than 14 points	4-0	3-0	7-0
less than 21 points	4-0	3-0	7-0
21+ points	1-7	1-5	2-12
30+ points	0-6	0-4	0-10
35+ Points	0-6	0-3	0-9
Defensive Touchdown	1-1	0-2	1-3
Special Teams Touchdown	1-0	0-0	1-0

Record When...	2018	2019	Career
leading after the 1st quarter	4-1	3-2	7-3
trailing after the 1st quarter	1-6	1-3	2-9
tied after the 1st quarter	0-0	0-0	0-0
leading at halftime	4-1	3-2	7-3
trailing at halftime	1-6	1-3	2-9
tied at halftime	0-0	0-0	0-0
halftime lead/deficit within 4 pts.	3-1	1-1	4-2
leading after the 3rd quarter	5-0	4-1	9-1
trailing after the 3rd quarter	0-6	0-4	0-10
tied after the 3rd quarter	0-1	0-0	0-1
3rd Qtr. lead/deficit within 4 pts.	2-1	0-2	2-3
tied after the 4th quarter/OT	0-0	0-1	0-1
Turnover Margin Even	0-1	1-0	1-1
Turnover Margin +1 or better	4-2	3-0	7-2
Turnover Margin +2 or better	2-0	2-0	4-0
Turnover Margin +3 or better	1-0	2-0	3-0
Turnover Margin -1 or worse	1-3	0-5	1-8
Turnover Margin -2 or worse	1-2	0-3	1-5
Turnover Margin -3 or worse	0-1	0-0	0-1

Record With...	2018	2019	Career
less than 300 yards total off.	1-4	0-2	1-6
300+ yards total offense	4-3	4-3	8-6
400+ yards total offense	3-0	1-2	4-2
500+ yards total offense	2-0	0-0	2-0
600+ yards total offense	0-0	0-0	0-0
less than 100 yards rushing	2-2	0-3	2-5
100+ yards rushing	3-4	4-2	7-6
150+ yards rushing	3-1	2-1	5-2
200+ yards rushing	2-0	0-1	2-1
250+ yards rushing	1-0	0-0	1-0
less than 200 yards passing	4-4	3-3	7-7
less than 300 yards passing	3-7	3-4	6-11
300+ yards passing	1-0	1-1	2-1

ASSISTANT COACHING STAFF (PB = PRESS BOX | S = SIDELINE)



**DEFENSIVE COORDINATOR/DEFENSIVE BACKS
DERRICK ANSLEY (S)**

Coached 13 defensive backs that have been selected in the NFL Draft and five All-Americans, while winning two national championships at Alabama.

Coached DBs for Oakland Raiders in 2018, where his unit tallied 14 interceptions - up from five the year before.

Was CBs coach at UT in 2012 and spent three seasons at Kentucky (2013-15).



**OFFENSIVE COORDINATOR
JIM CHANEY (PB)**

34-year coaching veteran who returns to Rocky Top, where he served as offensive coordinator from 2009-12, following stints at Georgia (2016-18), Pitt (2015) and Arkansas (2013-14).

Since returning to the college ranks in 2009, Chaney has coached 38 NFL Draft picks and 11 1,000-yard rushers. Overall, he has coached 59 NFL Draft picks and 12 All-Americans.



**ASST. HEAD COACH/PASSING GAME COORD./WRs
TEE MARTIN (S)**

Returned to UT after seven years at USC, where he coached WRs since 2012 and added OC responsibilities in 2015. Trojans won Rose Bowl in 2016 and the Pac-12 Championship in 2017.

12 NFL Draft selections at USC and UK.

QB of Vols' 1998 National Championship team, he finished 22-3 as UT's starting QB. His .880 winning pct. is the best in school history.



**SPECIAL TEAMS COORD./INSIDE LINEBACKERS
KEVIN SHERRER (PB)**

Enters second season on Jeremy Pruitt's staff after serving as defensive coordinator/inside linebackers coach in 2017.

Has coached six linebackers selected in the NFL Draft in the last five years.

Coached outside linebackers at Georgia from 2014-17, culminating with an SEC Championship and CFP National Championship Game appearance in 2017.



**CO-DEFENSIVE COORDINATOR/OUTSIDE LINEBACKERS
CHRIS RUMPH (S)**

Charismatic and experienced, Rumph enters his second season at Tennessee.

Coached Darrell Taylor to one of the top pass-rushing seasons in the SEC in 2018 as Taylor had a trio of three-TFL games and finished with eight sacks.

Has had assistant coach stops at Florida, where he was Co-DC in 2017, Texas, Alabama (2 national championships), Clemson and Memphis.



**OFFENSIVE LINE
WILL FRIEND (S)**

Begins second season at UT after a three-year stint as the offensive coordinator at Colorado State.

Guided nation's No. 11-ranked total offensive unit (492.5 ypg) at Colorado State in 2017.

Former All-SEC offensive guard at Alabama who has made stops as an assistant at Georgia, UAB and Gardner-Webb before CSU and UT.



**RUNNING BACKS
DAVID JOHNSON (S)**

Coached wide receivers at Tennessee in 2018 before moving to running backs this offseason.

Helped guide one of nation's most prolific offenses at Memphis in 2016 and 2017 following nearly 20 years as a high school and college coach in Mississippi and Louisiana.

Coached WR Anthony Miller at Memphis, who went from a walk-on to a consensus All-American.


THEY'RE BACK

Tennessee offensive coordinator Jim Chaney (2009-12), defensive coordinator Derrick Ansley (2012) and assistant head coach Tee Martin (1996-99) all returned to Rocky Top this season.

The last time Jim Chaney was a coach at Tennessee he led the Vols to a 37-17 victory over Kentucky on Nov. 24, 2012, as the UT interim head coach inside Neyland Stadium. He guided an offense that racked up 457 total yards. QB Tyler Bray passed for 293 yards and four touchdowns that day.

The last time Tee Martin suited up as a Vol inside Neyland Stadium came on Nov. 27, 1999, when Tennessee defeated Vanderbilt, 38-10, as Martin passed for 161 yards and a score.

Derrick Ansley was also part of the staff in 2012 as the corner backs coach. It was his first full-time coaching position at the FBS level after serving as a graduate assistant at Alabama from 2010-11 and as an assistant at NCAA Division III Huntingdon College from 2005-09.



**TIGHT ENDS
BRIAN NIEDERMEYER (PB)**

Named the 2019 National Recruiter of the Year by ESPN and 247Sports after helping Tennessee secure a top recruiting class last winter.

The Eagle River, Alaska, native worked with Jeremy Pruitt at Georgia (GA) and Alabama (GA, recruiting ops.).

Made stops on staffs at Miami (Fla.) and East Texas Baptist University as well as his alma mater, Arkansas Pine Bluff.



**DEFENSIVE LINE
TRACY RUCKER (S)**

Inducted into the College Football Hall of Fame in 2004, Rucker was a two-time All-American at Auburn, winning the 1988 SEC Player of the Year award as well as the Outland and Lombardi trophies.

Rucker has coached NFL first-rounders Nick Fairley, Peria Jerry, Demarcus Ware and Jamaal Anderson during a career that has included stints at Georgia, Auburn, Ole Miss, Arkansas and Troy.



**QUARTERBACKS
CHRIS WEINKE (S)**

Second season on UT staff after coaching running backs last season.

Seven-year NFL quarterback who also won a national championship in college and as an analyst at Alabama in 2017.

Won the Heisman Trophy in 2000 at FSU.

Coached QBs for the LA Rams from 2015-16 and was the program director and head coach at IMG Football Academy from 2010-14

QUICK NOTES

- Martin and Weinke quarterbacked national championship teams in back-to-back years (1998-1999).
- Chaney is the only undefeated head coach in Tennessee history, going 1-0 as the interim coach in 2012.
- Rucker was on the Troy staff when Ansley was a star player for the Trojans.
- Sherrer, Friend and Pruitt played at Alabama together.
- Johnson coached NFL stars Tyrann Mathieu and Leonard Fournette in high school.
- Rumph's son, Christopher, is a redshirt sophomore defensive end at Duke.

TOP PERFORMANCES UNDER PRUITT: TEAM

POINTS

1.	59	vs ETSU	9/8/18
2.	45	vs UTC	9/14/19
3.	41	vs South Carolina	10/26/19
4.	30	vs UAB	11/2/19
	30	at #21 Auburn	10/13/18
	30	vs Georgia State	8/31/19

TOTAL OFFENSE

1.	512	vs UTEP	9/15/18
2.	485	vs South Carolina	10/26/19
3.	418	vs BYU	9/7/19
4.	414	vs ETSU	9/8/18
5.	412	vs #11 Kentucky	11/10/18

RUSHING YARDS

1.	345	vs UTEP	9/15/18
2.	242	vs BYU	9/7/19
3.	215	vs #11 Kentucky	11/10/18
4.	195	vs UTC	9/14/19
5.	190	vs Mississippi State	10/12/19
	190	vs ETSU	9/8/18

PASSING YARDS

1.	351	vs South Carolina	10/26/19
2.	328	at #21 Auburn	10/13/18
3.	311	vs Georgia State	8/31/19
4.	273	vs #3 Georgia	10/5/19
5.	227	vs #1 Alabama	10/20/18

PASSING TOUCHDOWNS

1.	3	vs South Carolina	10/26/19
	3	vs UTC	9/14/19
3.	8 times (four most recent below)		
	2	vs #3 Georgia	10/5/19
	2	vs BYU	9/7/19
	2	vs Georgia State	8/31/19
	2	vs #11 Kentucky	11/10/18

RUSHING TOUCHDOWNS

1.	5	vs ETSU	9/8/18
2.	2	vs UAB	11/2/19
	2	vs UTC	9/14/19
	2	vs Missouri	11/17/18
	2	vs Florida	9/22/18
	2	vs UTEP	9/15/18

PASSING COMPLETIONS

1.	27	at South Carolina	10/27/18
2.	26	vs Georgia State	8/31/19
3.	21	at #21 Auburn	10/13/18
4.	19	vs #17 West Virginia	9/1/18
5.	18	vs South Carolina	10/26/19

THIRD DOWN PERCENTAGE

1.	68.8 (11-16)	at South Carolina	10/27/18
2.	61.5 (8-13)	vs Georgia State	8/31/19
3.	52.6 (10-19)	at #21 Auburn	10/13/18
4.	46.7 (7-15)	at #1 Alabama	10/19/19
	46.7 (7-15)	vs Mississippi State	10/12/19

FIRST DOWNS

1.	24	vs UTEP	9/15/18
2.	23	at South Carolina	10/27/18
3.	22	vs UTC	9/14/19
4.	21	vs Georgia State	8/31/19
5.	20	vs UAB	11/2/19
	20	vs South Carolina	10/26/19
	20	vs #3 Georgia	10/5/19
	20	vs BYU	9/7/19

FEWEST POINTS ALLOWED

1.	0	vs UTC	9/14/19
	0	vs UTEP	9/15/18
3.	3	vs Charlotte	11/3/18
	3	vs ETSU	9/8/18
5.	7	vs UAB	11/2/19
	7	vs #11 Kentucky	11/10/18

FEWEST YARDS ALLOWED

1.	134	vs UTEP	9/15/18
2.	194	vs ETSU	9/8/18
3.	227	vs UTC	9/14/19
4.	237	vs UAB	11/2/19
5.	244	vs Charlotte	11/3/18

FEWEST RUSHING YARDS ALLOWED

1.	63	vs UAB	11/2/19
2.	77	vs #11 Kentucky	11/10/18
3.	78	vs South Carolina	10/26/19
4.	92	vs Charlotte	11/3/18
5.	95	vs UTEP	9/15/18

FEWEST PASSING YARDS ALLOWED

1.	39	vs UTEP	9/15/18
2.	69	vs ETSU	9/8/18
3.	76	vs UTC	9/14/19
4.	139	vs Georgia State	8/31/19
5.	146	vs Mississippi State	10/12/19

TURNOVERS FORCED

1.	5	vs UTC	9/14/19
2.	4	vs UAB	11/2/19
3.	3	vs Mississippi State	10/12/19
	3	at #9 Florida	9/21/19
	3	vs #11 Kentucky	11/10/18
	3	at #21 Auburn	10/13/18
	3	vs ETSU	9/8/18

SACKS

1.	7.0	vs Mississippi State	10/12/19
2.	5.0	vs #11 Kentucky	11/10/18
3.	4.0	vs BYU	9/7/19
4.	3.0	vs UAB	11/2/19
	3.0	vs South Carolina	10/26/19
	3.0	at Vanderbilt	11/24/18
	3.0	vs Charlotte	11/3/18
	3.0	at #2 Georgia	9/29/18

TACKLES FOR LOSS

1.	10.0	vs Mississippi State	10/12/19
2.	9.0	vs #11 Kentucky	11/10/18
	9.0	vs ETSU	9/8/18
4.	8.0	at Vanderbilt	11/24/18
	8.0	vs Charlotte	11/3/18

OPPONENT THIRD DOWN PERCENTAGE

1.	13.3 (2-15)	vs ETSU	9/8/18
2.	14.3 (2-14)	vs UTEP	9/15/18
3.	22.2 (4-18)	vs South Carolina	10/26/19
4.	27.3 (3-11)	vs Florida	9/22/18
5.	33.3 (4-12)	vs #11 Kentucky	11/10/18
	33.3 (5-15)	vs Charlotte	11/3/18

FEWEST OPPONENT FIRST DOWNS

1.	7	vs UTEP	9/15/18
2.	9	vs ETSU	9/8/18
3.	12	vs UAB	11/2/19
4.	13	vs Charlotte	11/3/18
5.	14	vs Florida	9/22/18

TOP PERFORMANCES UNDER PRUITT: INDIVIDUAL

PASSING YARDS

1.	328	J. Guarantano	at #21 Auburn	10/13/18
2.	311	J. Guarantano	vs Georgia State	8/31/19
3.	259	B. Maurer	vs #3 Georgia	10/5/19
4.	229	J. Guarantano	vs South Carolina	10/26/19
5.	207	J. Guarantano	at South Carolina	10/27/18

RUSHING YARDS

1.	158	T. Chandler	vs UTEP	9/15/18
2.	154	T. Chandler	vs BYU	9/7/19
3.	118	T. Jordan	vs #17 W. Virginia	9/1/18
4.	94	T. Jordan	at #1 Alabama	10/19/19
5.	89	T. Chandler	vs #12 Kentucky	11/10/18

RECEIVING YARDS

1.	174	J. Jennings	vs South Carolina	10/26/19
2.	114	J. Jennings	vs #3 Georgia	10/5/19
3.	108	J. Jennings	vs Georgia State	8/31/19
4.	105	M. Callaway	vs #3 Georgia	10/5/19
5.	102	M. Callaway	vs South Carolina	10/26/19
	102	J. Jennings	vs #1 Alabama	10/20/18

RECEPTIONS

1.	9	M. Callaway	at South Carolina	10/27/18
2.	7	J. Jennings	vs South Carolina	10/26/19
	7	J. Jennings	at #9 Florida	9/21/19
	7	J. Jennings	vs #3 Georgia	10/5/19
	7	J. Jennings	vs Georgia State	8/31/19
	7	T. Chandler	at South Carolina	10/27/18

LONGEST PASS

1.	73	Callaway from Maurer	vs #3 Georgia	10/5/19
2.	55	Callaway from Shroul	vs S. Carolina	10/26/19
3.	54	Wood-Anderson from Guarantano	vs Georgia St.	8/31/19
4.	53	Palmer from Guarantano	vs UTEP	9/15/18
5.	52	Jennings from Guarantano	vs BYU	9/7/19

LONGEST RUSH

1.	81	T. Chandler	vs UTEP	9/15/18
2.	75	T. Chandler	at Vanderbilt	11/24/18
3.	59	J. Murphy	vs #12 Kentucky	11/10/18
4.	53	T. Chandler	vs BYU	9/7/19
5.	43	M. London	vs Florida	9/22/18

SACKS

1.	4.0	D. Taylor	vs #12 Kentucky	11/10/18
	3.0	D. Taylor	at #2 Georgia	9/29/18
3.	2.0	D. Taylor	vs S. Carolina	10/26/19
	2.0	D. Taylor	vs Mississippi St.	10/12/19
	2.0	D. Bituli	at #9 Florida	9/21/19
	2.0	L. Bumphus	vs BYU	9/7/19

LONGEST PUNT

1.	71	J. Doyle	at #2 Georgia	9/29/18
2.	64	J. Doyle	at #21 Auburn	10/13/18
3.	60	J. Doyle	at #2 Georgia	9/29/18
4.	59	P. Brooks	vs UTC	9/14/19
5.	57	J. Doyle	vs Mississippi St.	10/12/19

LONGEST FIELD GOAL

1.	53	B. Cimaglia	vs UAB	11/2/19
2.	51	B. Cimaglia	vs BYU	9/7/19
3.	49	B. Cimaglia	vs Mississippi St.	10/12/19
4.	48	B. Cimaglia	vs UAB	11/2/19
	48	B. Cimaglia	vs Georgia State	8/31/19

NUMERICAL ROSTER

No.	Name	Pos.	Cl.	Ht.	Wt.	Hometown (High School/Previous School)
1	Marquez Callaway	WR	SR	6-2	204	Warner Robins, Ga./Warner Robins
2	Jarrett Guarantano	QB	R-JR	6-4	213	Lodi, N.J./Bergen Catholic
2	Alontae Taylor	DB	SO	6-0	193	Manchester, Tenn./Coffee Co. Central
3	Eric Gray	RB	FR	5-10	195	Memphis, Tenn./Lausanne Collegiate School
4	Warren Burrell	DB	FR	6-0	176	Suwanee, Ga./North Gwinnett
4	Dominick Wood-Anderson	TE	SR	6-4	257	San Diego, Calif./AZ Western/Steele Canyon
5	Josh Palmer	WR	JR	6-2	195	Brampton, Ontario./St. Thomas Aquinas (FL)
6	Deangelo Gibbs	WR	JR	6-1	200	Oxford Ga./Georgia/Grayson
6	J.J. Peterson	LB	R-FR	6-2	233	Moultrie, Ga./Colquitt County
7	Romello Edwards	DB	R-FR	6-0	187	Philadelphia, Pa./Neumann-Goretti
7	Brandon Johnson	WR	SR	6-2	195	Fort Lauderdale, Fla./American Heritage
8	Jordan Allen	LB	R-JR	6-4	238	Fairfield, Calif./Armijo/CCSF
8	Ty Chandler	RB	JR	5-11	201	Nashville, Tenn./Montgomery Bell Academy
9	Garrett Johnson	DB	R-SO	5-11	179	Memphis, Tenn./Germantown
9	Tim Jordan	RB	JR	5-11	203	Bartow, Fla./Bartow
10	Tyler Byrd	WR	SR	5-11	210	Naples, Fla./Naples
10	Jay Shoop	DB	R-SO	6-1	194	Nashville, Tenn./Father Ryan
11	Henry To'o To'o	LB	FR	6-2	232	Sacramento, Calif./De La Salle
12	Shawn Shamburger	DB	JR	5-11	187	Mobile, Ala./Colquitt County (Moultrie, Ga.)
12	J.T. Shrout	QB	R-FR	6-3	213	Santa Clarita, Calif./William S. Hart Senior
13	Deandre Johnson	LB	JR	6-3	246	Miami, Fla./Miami Southridge
13	Richard Mize Jr.	WR	R-SO	5-10	176	Apollo Beach, Fla./Calvary Christian
14	Jerrold Means	WR	FR	6-2	214	Lovejoy, Ga./Lovejoy
14	Spencer Smith	QB	FR	6-1	199	Germantown, Tenn./St. George's
15	Kwauze Garland	DB	FR	6-1	190	Conyers, Ga./Heritage
15	Jauan Jennings	WR	R-SR	6-3	208	Murfreesboro, Tenn./Blackman
17	Michael Bittner	QB	FR	6-2	208	Cincinnati, Ohio/Elder
17	Tyus Fields	DB	FR	5-10	186	Cornelius, N.C./Hough
18	Brian Maurer	QB	FR	6-3	193	Ocala, Fla./West Port
18	Nigel Warrior	DB	SR	6-0	190	College Park, Ga./Peachtree Ridge
19	Steven Orr	QB	FR	6-2	194	Davenport, Okla./Davenport
19	Darrell Taylor	LB	R-SR	6-4	255	Hopewell, Va./Hopewell
20	Kasim Hill	QB	R-SO	6-2	234	Washington, D.C./St. John's College/Maryland
20	Bryce Thompson	DB	SO	5-11	181	Irmo, S.C./Dutch Fork
22	Jaylen McCollough	DB	FR	6-0	204	Austell, Ga./Hillgrove
23	Isaiah Montgomery	WR	FR	6-0	207	Atlanta, Ga./Tri Cities
24	Aaron Beasley	LB	FR	6-1	212	Franklin, Ga./Heard County
25	Trevon Flowers	DB	SO	5-11	193	Atlanta, Ga./Tucker
26	Theo Jackson	DB	JR	6-2	190	Nashville, Tenn./Overton
26	J.T. Siekerman	WR	R-FR	5-10	179	Douglasville, Ga./Chapel Hill
27	Quavaris Crouch	LB	FR	6-1	246	Charlotte, N.C./Harding University
27	Carlin Fils-aime	RB	SR	5-11	180	Naples, Fla./Naples
28	Baylen Buchanan	DB	SR	5-11	196	Lawrenceville, Ga./Peachtree Ridge
28	James Christian	RB	R-JR	5-8	204	Booneville, Miss./Booneville
29	Brandon Davis	DB	R-FR	5-10	160	New Orleans, La./John Curtis
30	Roman Harrison	LB	FR	6-2	234	Bainbridge, Ga./Bainbridge
31	Luke Lynn	PK	FR	5-9	160	Knoxville, Tenn./South Doyle
31	Kenney Solomon	DB	FR	6-0	168	Myrtle Beach, S.C./Socastee
33	Tyrik Stewart	DB	R-SO	6-0	190	Chattanooga, Tenn./ETSU/McCallie
34	Deontae Beauchamp	LB	FR	6-1	241	Hazel Green, Ala./Hazel Green
35	Daniel Bituli	LB	SR	6-3	252	Nashville, Tenn./Nashville Christian
36	Tanner Dobrucky	WR	R-SO	5-9	189	Richmond, Va./Douglas S. Freeman
37	Paxton Brooks	P/K	SO	6-6	194	Lexington, S.C./Airport
37	Nick Humphrey	LB	JR	6-1	213	Monroe, Mich./Jefferson
38	Grant Frerking	WR	R-SO	6-5	207	Atlanta, Ga./Wesleyan
38	Solon Page III	LB	R-SO	6-2	218	Atlanta, Ga./Kell
39	West Shuler	LB	FR	6-1	227	Knoxville, Tenn./Christ School (Arden, N.C.)
39	Toby Wilson	PK	R-FR	5-10	174	Brentwood, Tenn./Brentwood Academy
40	Matt Ballard	LB	R-JR	6-0	229	Clarksville, Tenn./Clarksville
40	Fred Orr	RB	FR	5-11	200	Valdosta, Ga./Northeast (Clarksills, Tenn.)
41	Kenneth George Jr.	DB	R-JR	5-11	201	Lafayette, La./Acadiana
42	Brent Cimaglia	PK	JR	6-0	210	Nashville, Tenn./Fred J. Page
42	Chip Omer	RB	R-JR	6-0	204	Nashville, Tenn./Christ Presbyterian Academy
43	Jake Powers	DB	R-SO	6-0	198	Memphis, Tenn./Briarcrest Christian School
43	Marshall Ware	K	FR	5-10	175	Germantown, Tenn./Germantown
44	Cheyenne Labruzzo	DB	R-SO	5-11	185	Albany, La./Albany
46	Riley Lovingood	LS	R-SR	6-0	216	Hendersonville, Tenn./Beech Senior
46	Cameron Miller	RB	R-FR	5-10	206	Knoxville, Tenn./Bearden
47	Joe Doyle	P	R-SO	6-0	204	Knoxville, Tenn./Farragut
47	Landon Knoll	LB	R-SR	6-3	216	Old Hickory, Tenn./Father Ryan
48	Ja'Quain Blakely	DL	R-JR	6-2	284	Moultrie, Ga./Colquitt County
50	Jackson Lampley	OL	FR	6-4	318	Nashville, Tenn./Montgomery Bell Academy
50	Savion Williams	DL	JR	6-4	304	Washington, D.C./Lackawanna College
51	Elijah Simmons	DL	FR	6-2	340	Memphis, Tenn./Pearl-Cohn (Nashville, Tenn.)
52	Bryan Aiken	LB	FR	6-4	260	Mt. Juliet, Tenn./Mt. Juliet
52	Matthew Salanasky	LS	FR	5-11	225	Morristown, Tenn./Morristown West
53	Dawson Stephens	OL	R-JR	6-1	306	Kathleen, Ga./Stetson/Veterans

ALPHABETICAL

No.	Name	Pos.
79	Jarius Abercrombie	OL
52	Bryan Aiken	LB
77	Chris Akporoghene	OL
8	Jordan Allen	LB
65	Parker Ball	OL
40	Matt Ballard	LB
24	Aaron Beasley	DB
34	Deontae Beauchamp	LB
95	Kivon Bennett	LB
17	Michael Bittner	QB
35	Daniel Bituli	LB
48	Ja'Quain Blakely	DL
37	Paxton Brooks	P/K
83	Sean Brown	TE
28	Baylen Buchanan	DB
88	LaTrell Bumphus	DL
4	Warren Burrell	DB
94	Matthew Butler	DL
10	Tyler Byrd	WR
74	K'Rojhn Calbert	OL
1	Marquez Callaway	WR
75	Jerome Carvin	OL
8	Ty Chandler	RB
28	James Christian	RB
42	Brent Cimaglia	PK
84	Braden Collins	WR
86	Andrew Craig	TE
27	Quavaris Crouch	LB
29	Brandon Davis	DB
66	Dayne Davis	OL
36	Tanner Dobrucky	WR
47	Joe Doyle	P
7	Romello Edwards	DB
90	Greg Emerson	DL
88	Princeton Fant	TE
17	Tyus Fields	DB
27	Carlin Fils-aime	RB
25	Trevon Flowers	DB
38	Grant Frerking	WR
57	Nyles Gaddy	LB
79	Kurott Garland	DL
15	Kwauze Garland	DB
41	Kenneth George Jr.	DB
6	Deangelo Gibbs	WR
93	Emmit Gooden	DL
3	Eric Gray	RB
96	Isaac Green	DL
2	Jarrett Guarantano	QB
54	Kingston Harris	DL
30	Roman Harrison	LB
20	Kasim Hill	QB
37	Nick Humphrey	LB
26	Theo Jackson	DB
15	Jauan Jennings	WR
7	Brandon Johnson	WR
13	Deandre Johnson	LB
9	Garrett Johnson	DB
58	Jahmir Johnson	OL
70	Ryan Johnson	OL
9	Tim Jordan	RB
55	Brandon Kennedy	OL
80	Ramel Keyton	WR
47	Landon Knoll	LB
55	Gatkek Kueth	DL
44	Cheyenne Labruzzo	DB
50	Jackson Lampley	OL
78	Ollie Lane	OL
56	Riley Locklear	OL
46	Riley Lovingood	LS
82	Jackson Lowe	TE
31	Luke Lynn	PK
18	Brian Maurer	QB
22	Jaylen McCollough	DB
14	Jerrold Means	WR
97	Darel Middleton	DL
46	Cameron Miller	RB
99	John Mincey	DL

NUMERICAL ROSTER

No.	Name	Pos.	Cl.	Ht.	Wt.	Hometown (High School/Previous School)
54	Kingston Harris	DL	R-FR	6-3	306	Orlando, Fla./IMG Academy
55	Brandon Kennedy	OL	R-SR	6-3	301	Wetumpka, Ala./Wetumpka
55	Gatkek Kueth	DL	R-SO	6-2	253	Gallatin, Tenn./Gallatin
56	Riley Locklear	OL	JR	6-4	286	Huntington, W. Va./Spring Valley
56	Ethan Rinke	LB	FR	6-3	239	Athens, Ala./Athens
57	Nyles Gaddy	LB	R-FR	6-4	231	Nashville, Tenn./Father Ryan
58	Jahmir Johnson	OL	R-JR	6-5	285	Philadelphia, Pa./Rhode Island/AZ Western
59	Jake Yelich	LS	R-JR	6-2	233	Crown Point, Ind./Crown Point
64	Wanya Morris	OL	FR	6-4	313	Savannah, Ga./Grayson
65	Parker Ball	OL	FR	6-4	284	Douglasville, Ga./Douglas County
66	Dayne Davis	OL	FR	6-7	330	Bluff City, Tenn./Sullivan East
67	Airin Spell	OL	R-FR	6-1	293	Paducah, Ky./Brentwood Academy
68	Marcus Tatum	OL	R-JR	6-6	316	Daytona Beach, Fla./Mainland
69	James Parsons	OL	FR	6-5	300	Kings Mountain, N.C./Kings Mountain
70	Ryan Johnson	OL	R-JR	6-6	301	Brentwood, Tenn./Brentwood Academy
72	Darnell Wright	OL	FR	6-6	330	Huntington, W. Va./Huntington
73	Trey Smith	OL	JR	6-6	325	Jackson, Tenn./University School of Jackson
74	K'Rojhn Calbert	OL	R-SO	6-5	330	McMinnville, Tenn./Warren County Senior
75	Jerome Carvin	OL	SO	6-5	313	Memphis, Tenn./Cordova
77	Chris Akporoghene	OL	FR	6-3	296	Warri, Nigeria/IMG Academy
78	Ollie Lane	OL	R-FR	6-4	308	Corryton, Tenn./Gibbs
79	Jarious Abercrombie	OL	SO	6-4	310	Birmingham, Ala./Wenonah
79	Kurott Garland	DL	R-FR	6-3	304	Conyers, Ga./Heritage
80	Ramel Keyton	WR	FR	6-2	189	Marietta, Ga./Marietta
81	Austin Pope	TE	R-JR	6-4	235	Knoxville, Tenn./Christian Academy of Knoxville
82	Jackson Lowe	TE	FR	6-4	249	Cartersville, Ga./Cartersville
83	Sean Brown	TE	FR	6-5	241	Rome, Ga./Coosa
84	Braden Collins	WR	SO	6-2	195	Knoxville, Tenn./Farragut/Appalachian State
85	Cedric Tillman	WR	R-FR	6-3	211	Las Vegas, Nev./Bishop Gorman
86	Andrew Craig	TE	R-JR	6-4	244	Knoxville, Tenn./Webb School
87	Jacob Warren	TE	R-FR	6-6	241	Knoxville, Tenn./Farragut
88	La'Trell Bumphus	DL	JR	6-3	273	Savannah, Tenn./Hardin County
88	Princeton Fant	TE	R-SO	6-2	232	Nashville, Tenn./Lavergne
89	Hunter Salmon	TE	FR	6-5	239	Birmingham, Ala./Vestavia
90	Greg Emerson	DL	R-FR	6-3	309	Jackson, Tenn./North Side
93	Emmit Gooden	DL	SR	6-3	290	Brownsville, Tenn./Haywood
94	Matthew Butler	DL	JR	6-4	285	Raleigh, N.C./Garner Senior
95	Kivon Bennett	LB	R-SO	6-2	248	Fort Lauderdale, Fla./St. Thomas Aquinas
96	Isaac Green	DL	FR	6-0	260	Memphis, Tenn./Memphis Central
97	Darel Middleton	DL	JR	6-7	311	Knoxville, Tenn./East Mississippi C.C./Oak Ridge
98	Aubrey Solomon	DL	JR	6-5	299	Lee County/Michigan/Leesburg, Ga.
99	John Mincey	DL	SO	6-3	271	Homerville, Ga./Clinch County

ALPHABETICAL

No.	Name	Pos.
13	Richard Mize Jr.	WR
23	Isaiah Montgomery	WR
64	Wanya Morris	OL
42	Chip Omer	RB
40	Fred Orr	RB
19	Steven Orr	QB
38	Solon Page III	LB
5	Josh Palmer	WR
69	James Parsons	OL
6	J.J. Peterson	LB
81	Austin Pope	TE
43	Jake Powers	DB
56	Ethan Rinke	LB
52	Matthew Salansky	LS
89	Hunter Salmon	TE
12	Shawn Shamburger	DB
10	Jay Shoop	DB
12	J.T. Shrout	QB
39	West Shuler	LB
26	J.T. Siekerman	WR
51	Elijah Simmons	DL
14	Spencer Smith	QB
73	Trey Smith	OL
98	Aubrey Solomon	DL
31	Kenney Solomon	DB
67	Airin Spell	OL
53	Dawson Stephens	OL
33	Tyrik Stewart	DB
68	Marcus Tatum	OL
2	Alontae Taylor	DB
19	Darrell Taylor	LB
20	Bryce Thompson	DB
85	Cedric Tillman	WR
11	Henry To'o To'o	LB
43	Marshall Ware	K
87	Jacob Warren	TE
18	Nigel Warrior	DB
50	Savion Williams	DL
39	Toby Wilson	PK
4	Dominick Wood-Anderson	TE
72	Darnell Wright	OL
59	Jake Yelich	LS

PRONUNCIATION GUIDE

PLAYERS

77	Chris Akporoghene	aw-POUR-aw-go-nay
34	Deontae Beauchamp	BEACH-um
95	Kivon Bennett	KUH-von
35	Daniel Bituli	bi-TOO-lee
48	Ja'Quain Blakely	JUH-qwan
88	La'Trell Bumphus	BUM-fiss
74	K'Rojhn Calbert	KAY-rohn
1	Marquez Callaway	mar-QWEZ
42	Brent Cimaglia	si-MAG-lee-uh
27	Quavaris Crouch	KWAY-var-US
27	Carlin Fils-aime	fills-ah-ME
79	Kurott Garland	Ker-ROT
2	Jarrett Guarantano	gare-en-TAN-o

PLAYERS

15	Jauan Jennings	ja-WAHN
55	Gatkek Kueth	GAT-keck Kuth
44	Cheyenne Labruzzo	shy-anne la-BROOZE-uh
18	Brian Maurer	MAW-er (rhymes with power)
97	Darel Middleton	da-RELL (two syllables)
64	Wanya Morris	wawn-YAY (Rhymes with Kanye)
38	Solon Page III	SOUL-on
67	Airin Spell	Aaron
2	Alontae Taylor	uh-LAWN-tay
19	Darrell Taylor	dare-uhl (one syllable)
11	Henry To'o To'o	Toe-oh Toe-oh
50	Savion Williams	say-VEE-on

COACHES

Derrick Ansley	ANS-lee
Brian Niedermeyer	NEED-er-meyer
Kevin Sherrer	SHARE-er
Chris Weinke	wink-ee

QUICK FACTS

THE BASICS

Location (Founded): Knoxville, Tenn. (1794)
Conference: Southeastern
Enrollment: 28,894
Colors: Orange & White
Nickname: Volunteers or Vols
Mascot: Smokey X (Bluetick Coonhound)
Band: Pride of the Southland
Interim Chancellor: Donde Plowman
Faculty Representative: Dr. Donald Bruce
Director of Athletics: Phillip Fulmer

FACILITY INFO

Stadium (Opened): Neyland Stadium (1921)
Capacity: 102,455 (Fourth largest in CFB)
Surface: Tifway 419 Bermuda Hybrid Grass
Record at Neyland: 471-134-17 (.771)

TEAM INFO

2018 Overall Record: 5-7
Home/Away/Neutral: 4-3/1-3/0-1
SEC Record: 2-6 **SEC Finish:** 7th East
Home/Away: 1-3/1-3
Starters Returning: 18

HISTORY

First Year of Football: 1891
All-Time Overall Record: 842-395-53 (.673)
All-Time SEC Record: 338-216-19 (.607)
SEC Championships: 13 (1998, 1997, 1990, 1989, 1985, 1969, 1967, 1956, 1951, 1946, 1940, 1939, 1938)
SEC East Titles: 5 (2007, 2004, 2001, 1998, 1997)
SEC Championship Games: 5
National Championships: 6 (1998, 1967, 1951, 1950, 1940, 1938)
BCS Titles: 1 (1998)
CFP Appearances/Titles: 0/0



TENNESSEE | UNOFFICIAL PROJECTED 2-DEEP WITH PRONUNCIATION GUIDE (SUBJECT TO CHANGE)

OFFENSE

TE	4	Dominick Wood-Anderson	6-4	264	Sr.
-OR-	81	Austin Pope	6-4	235	R-Jr.
	86	Andrew Craig	6-4	244	R-Jr.
LT	64	Wanya Morris	6-4	313	Fr.
	58	Jahmir Johnson	6-5	285	R-Jr.
LG	73	Trey Smith	6-6	323	Jr.
	77	Chris Akporoghene	6-3	296	Fr.
C	55	Brandon Kennedy	6-3	301	R-Sr.
	70	Ryan Johnson	6-6	301	R-Jr.
	75	Jerome Carvin	6-5	313	So.
RG	75	Jerome Carvin	6-5	313	So.
	56	Riley Locklear	6-4	286	Jr.
	74	K'Rojhn Calbert	6-5	330	R-So.
RT	72	Darnell Wright	6-6	330	Fr.
	68	Marcus Tatum	6-6	316	R-Jr.
WR	1	Marquez Callaway	6-2	204	Sr.
	85	Cedric Tillman	6-3	211	R-Fr.
WR	5	Josh Palmer	6-2	195	Jr.
	80	Ramel Keyton	6-2	189	Fr.
	14	Jerrod Means	6-2	214	Fr.
WR	15	Jauan Jennings	6-3	208	R-Sr.
	10	Tyler Byrd	5-11	210	Sr.
QB	12	J.T. ShROUT	6-3	213	R-Fr.
-OR-	2	Jarrett Guarantano	6-4	213	R-Jr.
-OR-	18	Brian Maurer	6-3	193	Fr.
TB	8	Ty Chandler	5-11	201	Jr.
	9	Tim Jordan	5-11	203	Jr.
	3	Eric Gray	5-10	195	Fr.

PRONUNCIATION GUIDE

95	Kivon Bennett	KUH-von
35	Daniel Bituli	bi-TOO-lee
48	Ja'Quain Blakely	JUH-qwan
88	LaTrell Bumphus	BUM-fiss
74	K'Rojhn Calbert	KAY-rohn
1	Marquez Callaway	mar-QWEZ
42	Brent Cimaglia	si-MAG-lee-uh
27	Quavaris Crouch	KWAY-var-US
2	Jarrett Guarantano	gare-en-TAN-no
15	Jauan Jennings	ja-WAHN
44	Cheyenne Labruzzo	shy-anne luh-BROOZE-uh
18	Brian Mauer	MAW-er (Rhymes with power)
14	Jerrod Means	Jared
97	Darel Middleton	da-RELL (Two syllables)
64	Wanya Morris	wawn-YAY (Rhymes with Kanye)
38	Solon Page III	SOUL-on
2	Alontae Taylor	uh-LAWN-tay
19	Darrell Taylor	dare-uhl (one syllable)
11	Henry To'o To'o	Toe-oh Toe-oh
50	Savion Williams	say-VEE-on

DEFENSE

DE	97	Darel Middleton	6-7	311	Jr.
	88	LaTrell Bumphus	6-3	273	Jr.
	48	Ja'Quain Blakely	6-2	284	R-Jr.
	99	John Mincey	6-3	271	So.
DT	90	Greg Emerson	6-3	309	R-Fr.
-OR-	79	Kurott Garland	6-3	304	R-Fr.
	54	Kingston Harris	6-3	306	R-Fr.
DE	98	Aubrey Solomon	6-5	299	Jr.
	94	Matthew Butler	6-4	285	Jr.
	50	Savion Williams	6-4	304	Jr.
JACK	13	Deandre Johnson	6-3	246	Jr.
-OR-	27	Quavaris Crouch	6-1	246	Fr.
	30	Roman Harrison	6-2	234	Fr.
SAM	19	Darrell Taylor	6-4	255	R-Sr.
	95	Kivon Bennett	6-2	248	R-So.
MLB	35	Daniel Bituli	6-3	252	Sr.
	27	Quavaris Crouch	6-1	246	Fr.
	38	Solon Page III	6-2	218	R-So.
WLB	11	Henry To'o To'o	6-2	232	Fr.
	6	J.J. Peterson	6-2	233	R-Fr.
	24	Aaron Beasley	6-1	212	Fr.
CB	41	Kenneth George Jr.	5-11	201	R-Jr.
	4	Warren Burrell	6-0	176	Fr.
CB	20	Bryce Thompson	5-11	181	So.
	2	Alontae Taylor	6-0	193	So.
STAR	12	Shawn Shamburger	5-11	187	Jr.
	22	Jaylen McCollough	6-0	204	Fr.
S	18	Nigel Warrior	6-0	190	Sr.
	17	Tyus Fields	5-10	186	Fr.
S	22	Jaylen McCollough	6-0	204	Fr.
-OR-	26	Theo Jackson	6-2	190	Jr.
	44	Cheyenne Labruzzo	5-11	185	R-So.

SPECIALISTS

PK	42	Brent Cimaglia	6-0	210	Jr.
	37	Paxton Brooks	6-6	194	So.
	39	Toby Wilson	5-10	174	R-Fr.
P	37	Paxton Brooks	6-6	194	So.
	47	Joe Doyle	6-0	204	R-So.
LS	46	Riley Lovingood	6-0	216	R-Sr.
H	47	Joe Doyle	6-0	204	R-So.
KR	8	Ty Chandler	5-11	201	Jr.
	1	Marquez Callaway	6-2	204	Sr.
	20	Bryce Thompson	5-11	181	So.
	3	Eric Gray	5-10	195	Fr.
PR	1	Marquez Callaway	6-2	204	Sr.
	3	Eric Gray	5-10	195	Fr.
	20	Bryce Thompson	5-11	181	So.
KO	37	Paxton Brooks	6-6	194	So.
	42	Brent Cimaglia	6-0	210	Jr.

SEC STANDINGS

EASTERN DIVISION

	SEC	Pct.	PF	PA	Overall	Pct.	PF	PA	Home	Away	Neutral	vs. Div.	Top 25	Top 10	Streak
Georgia	4-1	.800	135	57	7-1	.875	276	91	4-1	2-0	1-0	4-1	2-0	2-0	W2
Florida	4-2	.667	170	130	7-2	.778	277	150	4-0	2-1	1-1	3-1	1-2	1-2	L1
Missouri	2-2	.500	93	91	5-3	.625	254	145	5-0	0-3	0-0	1-2	0-0	0-0	L2
South Carolina	3-4	.429	153	191	4-5	.444	245	225	3-2	1-2	0-1	3-3	1-2	1-2	W1
Tennessee	2-3	.400	91	143	4-5	.444	222	217	4-3	0-2	0-0	1-2	0-3	0-3	W2
Kentucky	2-4	.333	94	129	4-4	.500	170	170	4-1	0-3	0-0	1-3	0-2	0-2	W1
Vanderbilt	1-4	.200	78	165	2-6	.250	136	259	2-3	0-3	0-0	1-2	1-2	0-2	L1

WESTERN DIVISION

	SEC	Pct.	PF	PA	Overall	Pct.	PF	PA	Home	Away	Neutral	vs. Div.	Top 25	Top 10	Streak
Alabama	5-0	1.000	236	102	8-0	1.000	389	122	5-0	2-0	1-0	3-0	1-0	0-0	W8
LSU	4-0	1.000	167	99	8-0	1.000	347	160	5-0	3-0	0-0	2-0	3-0	3-0	W8
Auburn	4-2	.667	188	114	7-2	.778	294	157	4-0	2-2	1-0	4-1	1-2	0-2	W1
Texas A&M	3-2	.600	152	149	6-3	.667	310	197	4-2	1-1	1-0	3-2	0-3	0-3	W3
Mississippi State	2-4	.333	158	198	4-5	.444	258	272	2-2	1-3	1-0	1-3	0-2	0-2	W1
Ole Miss	2-4	.333	151	164	3-6	.333	221	236	3-2	0-4	0-0	1-3	0-3	0-1	L3
Arkansas	0-6	.000	105	239	2-7	.222	204	317	2-3	0-3	0-1	0-5	0-3	0-2	L6

AROUND THE SEC

Saturday, Nov. 9

Vanderbilt at Florida (ESPN)	12 p.m. ET
Western Kentucky at Arkansas (SECN)	12 p.m. ET
LSU at Alabama (CBS)	3:30 p.m. ET
New Mexico State at Ole Miss (SECN)	4 p.m. ET
Missouri at Georgia (ESPN)	7 p.m. ET
Appalachian State at South Carolina (ESPN2)	7 p.m. ET
Tennessee at Kentucky (SECN)	7:30 p.m. ET



NATIONAL POLLS

ASSOCIATED PRESS
(As of Nov. 3, 2019)

Rank	School (1st Place Votes)	Record	Points	PR
1	LSU (17)	8-0	1479	2
2	Alabama (21)	8-0	1472	1
3	Ohio State (17)	8-0	1467	3
4	Clemson (7)	8-0	1406	4
5	Penn State	8-0	1306	6
6	Georgia	7-1	1196	8
7	Oregon	8-1	1180	7
8	Utah	8-1	1090	9
9	Oklahoma	7-1	1045	10
10	Florida	7-2	938	6
11	Baylor	8-0	909	12
12	Auburn	7-2	901	11
13	Minnesota	8-0	831	13
14	Michigan	7-2	780	14
15	Notre Dame	6-2	571	16
16	Wisconsin	6-2	558	18
17	Cincinnati	7-1	527	17
18	Iowa	6-2	491	19
19	Memphis	8-1	448	24
20	Kansas State	6-2	364	22
21	Boise State	7-1	310	21
22	Wake Forest	7-1	296	23
23	SMU	8-1	250	15
24	San Diego State	7-1	87	25
25	Navy	7-1	83	NR

Others receiving votes:

UCF 52, Texas 37, Indiana 27, Texas A&M 19, Oklahoma State 11, Louisiana Tech 7, Appalachian State 5, Washington 2, Pittsburgh 2, Iowa State 1, Virginia 1

Bold: UT and teams on UT '19 schedule

USA TODAY COACHES
(As of Nov. 3, 2019)

Rank	School (1st Place Votes)	Record	Points	PR
1	Alabama (37)	8-0	1591	1
2	LSU (11)	8-0	1531	2
3	Clemson (9)	9-0	1495	3
4	Ohio State (8)	8-0	1492	4
5	Penn State	8-0	1361	5
6	Georgia	7-1	1263	7
7	Oregon	8-1	1236	8
8	Oklahoma	7-1	1143	9
9	Utah	8-1	1111	10
10	Baylor	8-0	980	11
11	Florida	7-2	941	6
12	Auburn	7-2	914	12
13	Minnesota	8-0	880	13
14	Michigan	7-2	746	15
15	Notre Dame	6-2	660	16
16	Wisconsin	6-2	591	17
17	Cincinnati	7-1	549	18
18	Iowa	6-2	527	19
19	Memphis	8-1	418	23
20	Wake Forest	7-1	392	22
21	Boise State	7-1	388	21
22	Kansas State	6-2	265	25
23	SMU	8-1	235	14
24	San Diego State	7-1	105	NR
25	Navy	7-1	92	NR

Others receiving votes:

Texas 79; Indiana 44; UCF 24; Appalachian State 24; Texas A&M 22; Louisiana Tech 13; Oklahoma State 5; Air Force 4; Virginia 2; Wyoming 1; Pittsburgh 1

COLLEGE FOOTBALL PLAYOFF
(As of Dec. 2, 2018)

Rank	School	'18 Record	PR
1	Alabama	13-0	1
2	Clemson	13-0	2
3	Notre Dame	12-0	3
4	Oklahoma	12-1	5
5	Georgia	11-2	4
6	Ohio State	12-1	6
7	Michigan	10-2	7
8	UCF	12-0	8
9	Washington	10-3	11
10	Florida	9-3	9
11	LSU	9-3	10
12	Penn State	9-3	12
13	Washington State	10-2	13
14	Kentucky	9-3	15
15	Texas	9-4	14
16	West Virginia	8-3	16
17	Utah	9-4	17
18	Mississippi State	8-4	18
19	Texas A&M	8-4	19
20	Syracuse	9-3	20
21	Fresno State	11-2	25
22	Northwestern	8-5	21
23	Missouri	8-4	24
24	Iowa State	8-4	23
25	Boise State	10-3	22

VOLS IN THE NFL

SUNDAY'S ACTION

- 15 VFLs have seen action in Week 9 of the NFL season as of Sunday.

WITTEN'S STILL GOT IT

- Following a one-year stint in the broadcasting booth with ESPN's Monday Night football, VFL Jason Witten has returned to the Dallas Cowboys for his 16th NFL season.
- The 11-time Pro Bowler has the second-most receptions by a tight end in NFL history and the fourth-most overall with 1,178.
- Witten also ranks 21st all-time in receiving yards and is Dallas' franchise leader in catches, yards (12,711) and TD receptions (70).
- This week, the VFL will play on Monday Night Football as the Cowboys travel to New York to take on the Giants at 8:15 p.m. ET.

COLQUITT BOWL

- VFL brothers Britton and Dustin Colquitt faced off in Week 9 of the NFL season. Dustin's team came out on top, as the Chiefs defeated the Vikings 26-3.
- Dustin punted 5 times for 251 yards, landing one punt inside the Vikings' 20 yard line.
- Britton punted eight times for 353 yards, pinning the Chiefs inside their 20 yard line twice.



DEFENSIVE HIGHLIGHTS

- For the second week in a row, Alexander Johnson led Denver in tackles with 13 as the Broncos beat the Browns, 24-19.
- Emmanuel Moseley collected five tackles in the Panthers' 28-25 win on the road against the Cardinals on Thursday night.
- Justin Coleman notched six tackles in the Lions' 31-24 loss to the Raiders on the road.

NOTABLE

- Zach Fulton started at right guard for the Texans in their dominant 26-3 win in London against the Jaguars. The VFL was part of an offensive line that paved the way for the Texans to collect 216 rushing yards. In pass protection, the unit gave up just one sack as quarterback Deshaun Watson completed 22 passes for 201 yards.

NEW YEAR, NEW CONTRACT

- 12 VFLs signed NFL contracts this offseason.
- After spending five seasons with the Miami Dolphins, VFL Ja'Wuan James agreed to a four-year deal with the Denver Broncos. The deal is worth a reported \$51 million – the largest contract in the NFL for a right tackle.
- This offseason, Justin Coleman signed with the Detroit Lions for a reported four-year, \$36 million deal. The deal made Coleman the highest-paid nickelback in the NFL.
- Ramon Foster resigned with the Steelers on a two-year deal reported to be worth \$8.25 million. The veteran has started 131 games in the regular season over a 10-year span after signing with the Steelers as an undrafted free agent in 2009.

VOLS IN THE NFL ROUNDUP

Player	Pos.	Team	Week 9 Stats Week 10 Matchup
Tyler Bray (PS)	QB	Chicago Bears	Practice Squad 11/10 vs Lions
Derek Barnett	DE	Philadelphia Eagles	1 tackle in 22-14 win vs. Bears Bye
Justin Coleman	DB	Detroit Lions	6 tackles in 31-24 loss at Raiders 11/10 at Bears
Britton Colquitt	P	Minnesota Vikings	8 punts for 353 yards, 2 inside 20 in 26-23 loss at Chiefs 11/10 at Cowboys
Dustin Colquitt	P	Kansas City Chiefs	5 punts for 251 yards, 1 inside 20 in 26-23 win vs. Vikings 11/10 at Titans
Morgan Cox	LS	Baltimore Ravens	Snapped 8 times in 37-20 win vs. Patriots 11/10 at Bengals
Jason Croom (IR)	TE	Buffalo Bills	IR 11/10 at Browns
Joshua Dobbs	QB	Jacksonville Jaguars	DNP in 26-3 loss vs. Texans Bye
Ramon Foster	G	Pittsburgh Steelers	Not Active in 26-24 win vs. Colts 11/10 vs. Rams
Zach Fulton	G	Houston Texans	Started at RG in 26-3 win at Jaguars Bye
Rashaan Gaulden	DB	Carolina Panthers	Played but did not record stats in 30-20 win vs. Titans 11/10 at Packers
Malik Jackson (IR)	DT	Philadelphia Eagles	IR Bye
Ja'Wuan James	T	Denver Broncos	Not Active in 24-19 win vs. Browns Bye
Alexander Johnson	LB	Denver Broncos	13 tackles in 24-19 win vs. Browns Bye
Jakob Johnson (IR)	FB	New England Patriots	IR Bye
Colton Jumper (IR)	LB	New Orleans Saints	Bye 11/10 vs. Falcons
Alvin Kamara	RB	New Orleans Saints	Bye 11/10 vs. Falcons
John Kelly	RB	Los Angeles Rams	Bye 11/10 at Steelers
Daniel McCullers	DT	Pittsburgh Steelers	1 QB pressure in 26-24 win vs. Colts 11/10 vs. Rams
Kahlil McKenzie (PS)	G	Seattle Seahawks	PS 11/11 at 49ers
Emmanuel Moseley	DB	San Francisco 49ers	5 tackles in 28-25 win at Cardinals 11/11 vs. Seahawks
Michael Palardy	P	Carolina Panthers	4 punts for 155 yards, 3 inside 20 in 30-20 win vs. Titans 11/10 at Packers
Cordarrelle Patterson	WR	Chicago Bears	1 catch for 5 yards, 2 KO returns for 34 yards in 22-14 loss at Eagles 11/10 vs. Lions
Kyle Phillips	DE	New York Jets	3 tackles in 26-18 loss at Dolphins 11/10 vs. Giants
Jalen Reeves-Maybin	LB	Detroit Lions	Played but did not record stats in 31-24 loss at Raiders 11/10 at Bears
Matt Simms (IR)	QB	Atlanta Falcons	Bye 11/10 at Saints
Luke Stocker	TE	Atlanta Falcons	Bye 11/10 at Saints
Cameron Sutton	DB	Pittsburgh Steelers	1 tackle in 26-24 win vs. Colts 11/10 vs. Rams
Shy Tuttle	DL	New Orleans Saints	Bye 11/10 vs. Falcons
Jason Witten	TE	Dallas Cowboys	MNF Football @ 8:15 p.m. 11/10 vs. Vikings

THE NFL DRAFT



The Vols have one of the most storied histories of producing NFL players:

354 drafted players, third most in SEC and ninth among all schools.

At least one former Vol has played in 26 of the last 27 Super Bowls, with a total of 41 playing in the big game since 2000. For Super Bowl LIII, VFL Cordarrelle Patterson was on the roster for the New England Patriots and John Kelly on the Los Angeles Rams.

Sixteen former Vols have been selected in the first round of the NFL Draft since 2000, while 77 UT players have been selected overall in that time frame.

UT is third in the SEC and seventh in the nation with 46 all-time first-round draft picks.

UT sack king Derek Barnett was selected by the Philadelphia Eagles with the 14th overall pick of the 2017 NFL Draft, making him the Vols' first NFL first-round pick since the Miami Dolphins selected Ja'Wuan James with the 19th overall selection in 2014. He also became Tennessee's first defensive player selected in the first round since 2010, when the Kansas City Chiefs selected Eric Berry with the fifth pick and the Arizona Cardinals selected Dan Williams with the 26th pick.

Six Vols were selected in the first four rounds of the 2017 NFL Draft. That marks the most Vols picked in the first four rounds since 2002.

NEYLAND STADIUM | SHIELDS-WATKINS FIELD



CAPACITY: 102,455 | OVERALL RECORD IN 96 YEARS AT NEYLAND STADIUM: 471-134-17

STADIUM NOTES

THE PROVERBIAL YARDSTICK

- One of the greatest coaches in the history of the game of football, Gen. Robert Reese Neyland is still, and will most likely always be, the yardstick by which all Tennessee football coaches are measured. For 21 years, he led the Big Orange to win after win and championship after championship. His 173 wins, seven conference titles and four national championships set the bar at one of the nation's finest football institutions.
- According to UT legend Gus Manning, no one summed up Neyland and his coaching ability better than Wallace Wade: "He could take his and beat yours or take yours and beat his." -- Wallace Wade, Alabama and Duke head coach and Neyland rival.

NEYLAND'S MAXIMS OF FOOTBALL

1. The team that makes the fewest mistakes will win.
2. Play for and make the breaks and when one comes your way -- SCORE.
3. If at first the game or the breaks go against you, don't let up -- put on more steam.
4. Protect our kickers, our QB, our lead and our ball game.
5. Ball, oskie, cover, block, cut and slice, pursue and gang tackle -- for this is the WINNING EDGE.
6. Press the kicking game. Here is where the breaks are made.
7. Carry the fight to our opponent and keep it there for 60 minutes.

100K + IS THE STANDARD

- The Vols have seen at least one home crowd of 100,000 plus in 22 of the last 23 seasons.
- Since 2010, Tennessee has enjoyed 15 home sellouts, including four during the 2014 season.

HOME SELLOUTS SINCE 2010

Sept. 18, 2017	#7 Georgia	L, 0-41
Oct. 15, 2016	#1 Alabama	L, 10-49
Sept. 24, 2016	#19 Florida	W, 38-28
Sept. 12, 2015	#19 Oklahoma	L, 24-31 (2OT)
Oct. 10, 2015	#19 Georgia	W, 38-31
Nov. 15, 2014	Kentucky	W, 50-16
Oct. 25, 2014	#4 Alabama	L, 20-34
Oct. 4, 2014	Florida	L, 9-10
Aug. 31, 2014	Utah State	W, 38-7
Nov. 9, 2013	#7 Auburn	L, 23-55
Oct. 5, 2013	#6 Georgia	L, 31-34 (OT)
Oct. 20, 2012	#1 Alabama	L, 13-44
Sept. 15, 2012	#18 Florida	L, 20-37
Oct. 8, 2011	Georgia	L, 12-20
Oct. 23, 2010	#8 Alabama	L, 10-41

TOP 10 ATTENDANCE IN 2018

- Tennessee finished the 2018 season ranked eighth in FBS in average attendance, having drawn 92,984 fans to Neyland Stadium per game.
- That average represents 91 percent of Neyland Stadium's capacity (102,455).
- UT was seventh in total attendance with 650,887 fans having seen a game at Neyland Stadium in 2018.

2018 AVERAGE HOME ATTENDANCE LEADERS

1. Michigan	110,737	5. LSU	100,819
2. Penn State	105,485	6. Texas A&M	99,844
3. Ohio State	101,947	7. Texas	97,713
4. Alabama	101,562	8. Tennessee	92,984

2018 TOTAL HOME ATTENDANCE LEADERS

1. Michigan	775,156	5. LSU	705,733
2. Penn State	738,396	6. Texas A&M	698,908
3. Ohio State	713,630	7. Tennessee	650,887
4. Alabama	710,931	8. Georgia	649,222

"QUOTES"

ABOUT NEYLAND STADIUM

"The big games I played in Neyland Stadium are right up there with the Super Bowl. It is still one of the most electric atmospheres I have ever experienced, and the passion of the fans is what makes the difference."

- Peyton Manning, Former Vol and NFL QB

"It is a remarkable experience. It starts with the Vol Walk down to the stadium, and the energy just builds and builds until you run through the 'T' for kickoff."

- Jerod Mayo, Former Vol and NFL LB

"Don't know if it is the stadium on the water, a bright orange I can even see or the 100,000+ die-hard fans but Tennessee is definitely one of my top-5 spots in college football. Neyland and Tennessee, you far exceeded my expectations."

- Brock Huard, ESPN/SEC Network game analyst

"The noise was a constant, oppressive force. I could literally feel it on my skin. But these fans weren't just loud on the first drive. Or just on 3rd down. Or just in the fourth quarter. It was every. single. play."

- Ty Darlington, former Oklahoma offensive lineman (2015)

"Last year when we went to play Tennessee in Neyland Stadium, that was probably the best game experience I've had and probably will ever have. That's a different type of loud. I can't even describe it. It was unbelievable."

- Baker Mayfield, former Oklahoma quarterback (2015)

"It's got to be Tennessee! That night in that stadium with the orange and Rocky Top -- that's my favorite!"

- Lee Corso, ESPN College Football Analyst

NATIONAL ATTENDANCE & WINNING PCT

WINNING AT HOME (Min. 50 Games)

1. Alabama: Bryant-Denny Stadium (1929)	271-53-3	.833
2. Boise State: Albertsons Stadium (1970)	269-56	.828
3. Georgia Southern: Paulson Stadium (1984)	195-41	.826
4. Marshall: Joan C. Edwards Stadium (1991)	163-35	.823
5. Oklahoma: Oklahoma Memorial Stadium (1923)	401-86-15	.814
6. Penn State: Beaver Stadium (1960)	295-74	.799
7. Auburn: Jordan-Hare Stadium (1939)	328-83-7	.793
8. Ohio State: Ohio Stadium (1922)	448-112-20	.790
9. Tennessee: Neyland Stadium (1921)	471-134-17	.771
10. Michigan: Michigan Stadium (1927)	436-129-15	.765

LARGEST CFB STADIUMS

1. Michigan Stadium (Michigan)	107,601
2. Beaver Stadium (Penn State)	106,572
3. Kyle Field (Texas A&M)	102,733
4. Neyland Stadium (Tennessee)	102,455
5. Tiger Stadium (LSU)	102,321
6. Ohio Stadium (Ohio State)	102,082
7. Bryant-Denny Stadium (Alabama)	101,821
8. Darrell K. Royal Memorial Stadium (Texas)	100,119
9. Sanford Stadium (Georgia)	92,746
10. Rose Bowl (UCLA)	90,088

PLAYER NOTES | IN NUMERICAL ORDER BY POSITION GROUP

QUARTERBACKS

#2 JARRETT GUARANTANO

6-4, 213, R-Jr., Lodi, N.J.

CAREER HONORS

- 2019 Maxwell Award Preseason Watch List
- 2019 Johnny Unitas Award Preseason Watch List
- PFF College SEC Offensive Team of the Week (10/28/19)
- Maxwell Award National Player of the Week (10/16/18)
- SEC Co-Offensive Player of the Week (10/15/18)
- PFF College National & SEC Team of the Week (10/15/18)
- CFPA Honorable Mention Nat'l Performer of the Week (10/15/18)
- Manning Star of the Week (10/15/18)
- Davey O'Brien Great 8 (10/14/18)
- PFF College SEC Team of the Week (9/14/18)
- PFF College SEC Team of the Week (10/31/17)
- MVP of Tennessee's 2018 Orange & White Spring Game

2019

- After having surgery on his left hand, completed 13 of 21 passes for 147 yards with a touchdown and an interception against UAB (11/2)
- Split time with J.T. Shrout in 41-21 win over South Carolina, completing 11-of-19 passes for 229 yards and two touchdowns (10/29)
- Came on in relief of injured Brian Maurer for second consecutive game, finishing 7-of-16 with 55 passing yards in hard-fought loss to No. 1 Alabama (10/19)
- Finished 6-of-7 for 106 passing yards and one touchdown after coming on in relief of injured Brian Maurer in win over Mississippi State (10/12)
- Posted his second consecutive two-TD game of the season against BYU with scoring-passes to Juan Jennings, marking the second-time of his career he's had back-to-back games with at least two TDs (9/7)
- Tossed second 300-yard game of his career totaling 311 yards against Georgia State with 26 completions on a career-high 40 attempts (8/31)
- Matched his career-high with two touchdowns in a game against Georgia State on a six-yard pitch to Marquez Callaway and an 18-yard throw to Juan Jennings

2018

- Had the lowest number of interceptions (three) of any quarterback in FBS who started at least 12 games in 2018. His three interceptions were the fewest by a Vols' starting quarterback since Condredge Holloway also only threw three picks in 1972
- Shattered the UT record for consecutive pass attempts without an interception by tossing 166 straight passes without a pick, breaking the mark of 143 set by Casey Clausen in 2003

NOTES

- Majoring in Psychology
- Represented UT at 2019 SEC Media Days
- Guarantano's career completion percentage of 61.7% (337 of 546) ranks third in program history (min. 400 attempts) behind only Peyton Manning (62.5) and Jeff Francis (62.0).
- His 4,191 career passing yards are ninth in Tennessee history. He needs just 402 yards to pass Tee Martin (4,592) for eighth.
- Guarantano has tossed only 10 interceptions in 546 career attempts and his 1.8 interception percentage is the lowest in school history (min. 400 attempts).
- Father, James, played WR at Rutgers (1989-92), setting the school record for receptions and was inducted into the Rutgers Hall of Fame.
- Ranked No. 21 in PFF College Top Returning QBs during 2019 preseason (Fourth among SEC QBs)

>> Full profile on Media Guide Page 72

CAREER STATS

Passing	GP/GS	Com	Att	Pct	TD	Int	Yds	Per/G	Long	High Yd
2017	9/6	86	139	62.0	4	2	997	110.8	60	LSU 242
2018	12/12	153	246	62.2	12	3	1907	158.9	53	UTEP 328
2019	9/4	98	161	61.0	11	5	1287	143.0	54	GSU 311
Totals	30/22	337	546	62.0	27	9	4191	139.7	60	LSU 328
Rushing	GP/GS	No	Yds	Avg	Per/G	TD	Long	High Yd		
2017	9/6	66	-39	-0.6	-4.3	1	13	UK 6		
2018	12/12	40	-94	-2.4	-7.8	0	14	UTEP 20		
2019	9/4	32	1	0.0	0.1	0	13	SC 15		
Totals	30/22	138	-132	-1.0	-4.4	1	14	UTEP 20		

CAREER HIGHS

Completions	27 at South Carolina, 10/27/18
Attempts	40 vs. Georgia State, 8/31/19
Completion Pct (Min. 10 Att.)	78.3 at Kentucky, 10/28/17
Passing Touchdowns	3 vs. Chattanooga, 9/14/19
Passing Yards	328 at Auburn, 10/13/18
Rushing Attempts	17 vs. South Carolina, 10/14/17
Rushing Touchdowns	1 vs. Southern Miss, 11/4/17
Rushing Yards	15 vs. South Carolina, 10/26/19
Long Rush	14 vs. UTEP, 9/15/18

GAME-BY-GAME

2019 Opp.	Comp	Att	TD	INT	Pct.	Yards	Lg	Run	Yds	TD	Lg
Ga State	26	40	2	1	65.0	311	54	10	-10	0	8
BYU	17	28	2	1	60.7	176	51	3	0	0	4
UTC	7	8	3	0	87.5	142	39	0	0	0	0
at Florida	10	17	0	2	58.8	107	27	4	6	0	6
Georgia	1	5	0	0	20.0	14	14	1	9	0	9
Miss. State	6	7	1	0	85.7	106	41	1	-5	0	0
at Alabama	7	16	0	0	43.8	55	13	7	-4	0	2
S. Carolina	11	19	2	0	57.9	229	48	2	15	0	13
UAB	13	21	1	1	61.9	147	54	4	-10	0	8

2018 Opp.	Comp	Att	TD	INT	Pct.	Yards	Lg	Run	Yds	TD	Lg
vs. WVU	19	25	1	0	76.0	172	22	3	-15	0	2
ETSU	8	13	0	0	61.5	154	51	1	-6	0	0
UTEP	12	16	1	0	75.0	168	53	6	20	0	14
Florida	7	18	0	2	38.9	164	51	4	-5	0	7
at Georgia	13	21	2	0	61.9	143	37	2	-8	0	0
at Auburn	21	32	2	0	65.6	328	42	5	-6	0	12
Alabama	5	10	0	0	50.0	63	30	3	-30	0	0
at S. Carolina	27	39	2	0	69.2	207	20	7	10	0	11
Charlotte	16	21	1	0	76.2	172	45	2	-24	0	0
Kentucky	12	20	2	0	60.0	197	39	0	0	0	0
Missouri	0	2	0	0	0.0	0	0	2	-18	0	0
at Vanderbilt	13	29	1	1	44.8	139	43	2	-12	0	0

2017 Opp.	Comp	Att	TD	INT	Pct.	Yards	Lg	Run	Yds	TD	Lg
vs. Ga. Tech											DNP
Indiana State	4	12	1	0	33.3	41	18	2	6	0	12
at Florida											DNP
UMass	2	5	0	0	40.0	-3	0	3	4	0	5
Georgia	6	7	0	0	85.7	16	9	5	-4	0	6
South Carolina	11	18	0	0	61.1	133	39	17	-2	0	11
at Alabama	9	16	0	1	56.3	44	12	11	-12	0	9
at Kentucky	18	23	0	0	78.3	242	48	15	-5	0	13
Southern Miss	9	13	0	0	69.2	102	42	2	-4	1	3
at Missouri											DNP - Injury
LSU	13	23	1	0	56.5	239	60	6	-9	0	2
Vanderbilt	14	22	2	1	63.6	183	32	5	-13	0	6

#12 J.T. SHROUT

6-3, 213, R-Fr., Santa Clarita, Calif.

2019

- Made his first-career start against UAB and finished the game 3-of-6 for 34 yards (11/2)
- Completed 7-of-11 passes for 122 yards and one touchdown (all career highs) in 41-21 win over South Carolina (10/26)
- Made his second-career appearance in loss to No. 1 Alabama, throwing an incomplete pass on his only attempt (10/19)
- Made his collegiate debut versus Chattanooga, completing 3-of-9 passes for 23 yards. His longest toss was 10 yards (9/14)

2018

- Did not appear in any games during redshirt season

NOTES

- Majoring in Recreation/Sport Management

HIGH SCHOOL

- ESPN: 3-star (No. 33 pocket passer, No. 53 prospect in California)
- 247 Sports: 3-star (No. 34 pro-style QB, No. 111 prospect in California)
- Rivals: 3-star (No. 14 pro-style QB, No. 53 prospect in California)

>> Full profile on Media Guide Page 88

CAREER STATS

Passing	GP/GS	Com	Att	Pct	TD	Int	Yds	Per/G	Long	High Yd
2019	4/1	13	27	44.8	1	0	179	48.8	55	SC 122

CAREER HIGHS

Completions	7 vs. South Carolina, 10/26/19
Attempts	11 vs. South Carolina, 10/26/19
Completion Pct (Min. 10 Att.)	63.6 vs. South Carolina, 10/26/19

Passing Touchdowns	1 vs. South Carolina, 10/26/19
Passing Yards	122 vs. South Carolina, 10/26/19
Rushing Attempts	1 (2x), last vs. South Carolina, 10/26/19
Rushing Yards	6 vs. South Carolina, 10/26/19
Long Rush	6 vs. South Carolina, 10/26/19

GAME-BY-GAME

2019 Opp.	Comp	Att	TD	INT	Pct.	Yards	Lg	Run	Yds	TD	Lg
UTC	3	9	0	0	33.3	23	10	0	0	0	0
at Alabama	0	1	0	0	0.0	0	0	1	-12	0	0
S. Carolina	7	11	1	0	63.6	122	55	1	6	0	6

#18 BRIAN MAURER

6-3, 193, Fr., Ocala, Fla.

2019

- Scored on a 2-yard quarterback sneak in first quarter against No. 1 Alabama. It was the first rushing TD by a UT QB against Bama since Casey Clausen's game-winning 1-yard touchdown in the fifth overtime of the Vols' 51-43 win over the Crimson Tide in Tuscaloosa in 2003
- Left the game at Alabama with an injury with just over one-minute remaining in the first quarter, finishing 5-of-7 for 62 yards with one interception in his first-career road start (10/19)
- Recorded a career-long 23-yard rush in the second quarter against Mississippi State (10/12), which is the longest rush by a quarterback since Will McBride tallied a 43-yard carry against Missouri on Nov. 11, 2017.
- Led the Vols in the first half with 41 yards rushing but was knocked out of the game with just under a minute left in the first half. Finished 4-of-7 and recorded 61 passing yards against MSU (10/12)
- Became the first true freshman quarterback to start for UT since Will McBride started against Missouri on Nov. 11, 2017 after starting vs. No. 3/3 Georgia on Oct. 5
- Maurer began the game 10-for-17, connecting with Marquez Callaway and Juan Jennings for the first two touchdown passes of his career. He finished 14-for-28 and 259 yards vs Georgia. Maurer's 73-yard touchdown toss to Callaway was his first completion inside Neyland Stadium (10/5)
- Threw for 205 yards in the first half vs. Georgia, becoming the first Vol to throw for 200+ yards in a half since Josh Dobbs at Vanderbilt in 2016
- Started the second-half against Florida completing his first pass attempt, going 3-of-6 on his first drive of the game and leading the Vols to their first scoring drive which was capped by a 40-yard field goal from Brent Cimaglia (9/21)
- Made his collegiate debut against Chattanooga and scored on a six-yard run
- Became the first true freshman QB to score a rushing touchdown since Josh Dobbs did so against Kentucky on Nov. 30, 2013.

NOTES

- Majoring in Management

HIGH SCHOOL

- Elite 11 quarterback who starred at West Port High School in Ocala, Fla
- An ESPN 4-star prospect
- Set the Marion County single-season passing record in 2018 with 3,543 yards and 34 touchdowns

>> Full profile on Media Guide Page 101

CAREER STATS

Passing	GP/GS	Com	Att	Pct	TD	Int	Yds	Per/G	Long	High Yd
2019	5/3	27	55	49.0	2	5	426	85.2	73	UGA 259

Rushing	GP/GS	No	Yds	Avg	Per/G	TD	Long	High Yd
2019	5/3	19	30	1.6	6.0	2	23	MSU 41

2019 Opp.	Comp	Att	TD	INT	Pct.	Yards	Lg	Run	Yds	TD	Lg
UTC	0	2	0	0	0.0	23	10	1	16	1	8
at Florida	4	11	0	1	36.4	44	22	3	1	0	6
Georgia	14	28	2	1	50.0	259	73	7	-29	0	0
Miss. State	4	7	0	2	57.1	61	28	3	41	0	23
at Alabama	5	7	0	1	71.4	62	20	2	1	1	2
S. Carolina											DNP
UAB											DNP

CAREER HIGHS

Completions	14 vs. Georgia, 10/5/19
Attempts	28 vs. Georgia, 10/5/19

Completion Pct (Min. 10 Att.)	50.0 vs. Georgia, 10/5/19
Passing Touchdowns	2 vs. Georgia, 10/5/19
Passing Yards	259 vs. Georgia, 10/5/19
Rushing Attempts	7 vs. Georgia, 10/5/19
Rushing Touchdowns	1 (2x), last at Alabama, 10/19/19
Rushing Yards	41 vs. Mississippi State, 10/12/19
Long Rush	23 vs. Mississippi State, 10/12/19

RUNNING BACKS

#3 ERIC GRAY

5-10, 195, Fr., Memphis, Tenn.

2019

- Scored his first collegiate touchdown on a 13-yard catch against UAB (11/2)
- Set career highs in carries (17) and rushing yards (77) vs. BYU (9/7)
- Made his collegiate debut against Georgia State recording seven carries for 29 yards
- Also had six catches for 51 yards. His six receptions were the most by a freshman running back since Jalen Hurd had seven at South Carolina on Nov. 1, 2014 (8/31)

NOTES

- Majoring in University Exploratory

HIGH SCHOOL

- Rated as a 4-star prospect and a Top 10 recruit in Tennessee out of Lausanne Collegiate School in Memphis
- Selected to play in the 2019 All-American Bowl
- Three-time Tennessee Mr. Football Winner (2016, 2017, 2018)
- Two-time Tennessee Gatorade Player of the Year (2017 & 2018)
- Set the Tennessee state record for career touchdowns with 138
- Held a 3.5 GPA in high school

>> Full profile on Media Guide Page 100

CAREER STATS

Rushing	GP/GS	No Yds	Avg	Per/G	TD	Long	High Yd
2019	9/0	59 216	3.4	22.4	0	16-UF	77-BYU

Receiving	GP/GS	No Yds	Avg	Per/G	TD	Long	High Yd
2019	9/0	10 73	7.3	8.1	1	14-GSU	51-GSU9

GAME-BY-GAME

2019 Opp.	Rush-Yds-TD, Lg	Rec-Yds-TD, Lg	Punt Returns
Ga. State	7-29-0, 7	6-51-0, 14	0-0-0
BYU	17-77-0, 13	2-5-0, 7	0-0-0
UTC	8-32-0, 11	1-4-0, 4	0-0-0
at Florida	6-27-0, 16	0-0-0	0-0-0
Georgia	5-5-0, 9	0-0-0	0-0-0
Miss. State	2-7-0, 5	0-0-0	0-0-0
at Alabama	3-12-0, 7	0-0-0	0-0-0
S. Carolina	3-5-0, 4	0-0-0	1-7-0
UAB	8-8-0, 6	1-13-1, 13	0-0-0

CAREER HIGHS

Rushes	17 vs. BYU, 9/7/19
Rushing Yards	77 vs. BYU, 9/7/19
Rushing Touchdowns	N/A
Long Rush	16 at Florida, 9/21/19
Receptions	6 vs. Georgia State, 8/31/19
Receiving Yards	51 vs. Georgia State, 8/31/19
Receiving Touchdowns	1 vs. UAB, 11/2/19
Long Reception	14 vs. Georgia State, 8/31/19
Punt Returns	1 vs. South Carolina, 10/26/19
Long Punt Return	7 vs. South Carolina, 10/26/19

#8 TY CHANDLER

5-11, 201, Jr., Nashville, Tenn.

CAREER

- 2019 Doak Walker Award Preseason Watch List
- PFF College SEC Team of the Week (9/19/18)
- SEC Freshman of the Week (9/9/17)

2019

- Had a game-high 85 rushing yards on 16 carries, and also scored his third rushing touchdown of the year in win over UAB (11/2)
- Had a team-high 78 rushing yards on 16 carries in win over South Carolina (10/26)
- Recorded a game-high 63 yards rushing in the Vols 20-10 win over Mississippi State (10/12)
- Posted his second rushing TD of the year on a 13-yard run to open the scoring in win over Chattanooga (9/14)

- Went over the century mark for the third time in his career, rushing for 154 yards against BYU, including a 53-yard run in the second quarter, his longest of the season and third-longest of his career. The 154 yards is the second-highest rushing output of his career
- Led the Vols against Georgia State in rushing yards, recording 48 on six touches, including a 31-yard TD run

NOTES

- Majoring in Recreation/Sport Management
 - Led the Vols in rushing in 2018 with 630 yards on 115 carries (5.5 ypc) and scored a team-high seven touchdowns
 - Tied for team lead in touchdown receptions (three) and ranked fourth on the Vols in receptions (19) and receiving yards (183) in 2018
 - Became the first Tennessee player since LaMarcus Coker in 2006 to record two runs of 75 or more yards in the same season, recording touchdown runs of 81 yards and 75 yards during his sophomore campaign
 - In 2018, became the first Vol running back with a touchdown catch in three straight games in program history
 - Finished the 2017 season ranked fourth in the SEC and 26th nationally with a 26.1 kickoff return average
- >> Full profile on Media Guide Page 64

CAREER STATS

Rushing	GP/GS	No Yds	Avg	Per/G	TD	Long	High Yd
2017	12/1	71 305	4.3	25.4	2	30-USC	120-UK
2018	11/10	115 630	5.5	57.3	4	81-UTEP	158-UTEP
2019	9/7	111 569	5.1	63.2	3	53-BYU	154-BYU
Totals	32/18	2971504	5.1	47.0	9	81-UTEP	158-UTEP

Receiving	GP/GS	No Yds	Avg	Per/G	TD	Long	High Yd
2017	12/1	10 108	10.8	9.0	0	23-UK	33-UK
2018	11/10	19 183	9.6	16.6	3	42-AU	62-AU
2019	9/7	8 30	3.8	3.3	0	9-UAB	14-UAB
Totals	32/18	37 321	8.7	10.0	3	42-AU	62-AU

Kick Returns	GP/GS	No Yds	Avg	Per/G	TD	Long	High Yd
2017	12/1	17 416	24.5	34.7	1	91-ISU	112-MU
2018	11/10	7 113	16.1	10.3	0	27-SC	69-UA
2019	8/7	9 204	22.7	25.5	0	58-UTC	58-UTC
Totals	31/18	33 733	22.2	23.6	1	91-ISU	112-MU

CAREER HIGHS

Rushes	22 at Kentucky, 10/28/17
Rushing Yards	158 vs. UTEP 9/15/18
Rushing Touchdowns	2 (2x), last vs. Missouri 11/17/18
Long Rush	81 vs. UTEP 9/15/18
Receptions	7 at South Carolina, 10/27/18
Receiving Yards	62 at Auburn, 10/13/18
Receiving Touchdowns	1 (3x) last, vs. Alabama, 10/20/18
Long Reception	42 at Auburn, 10/13/18
Kickoff Returns	5 (2x) last, at Missouri, 11/11/17
Kickoff Return Yards	112 at Missouri, 11/11/17
Long Kickoff Return	91 vs. Indiana State, 9/9/17
KR Touchdowns	1 vs. Indiana State, 9/9/17

GAME-BY-GAME

2019 Opp.	Rush-Yds-TD, Lg	Rec-Yds-TD, Lg	KO Returns
Ga. State	6-50-1,31	1-4-0, 4	3-72-0, 33
BYU	26-154-0, 53	2-0-0, 1	1-18-18
UTC	10-46-1, 13	0-0-0	1-58-58
at Florida	10-34-0, 11	0-0-0	0-0-0
Georgia	7-38-0, 16	1-3-0, 3	0-0-0
Miss. State	16-63-0, 15	0-0-0	1-14-0, 14
at Alabama	4-23-0, 25	2-9-0, 8	3-42-0, 15
S. Carolina	16-78-0, 15	0-0-0	0-0-0
UAB	1-85-1, 31	2-14-0, 9	0-0-0

2018 Opp.	Rush-Yds-TD, Lg	Rec-Yds-TD, Lg	KO Returns
vs. WVU	4-(-4)-0, 5	0-0-0	1-17-0, 17
ETSU	DNP	DNP	DNP
UTEP	12-158-1, 81	0-0-0	0-0-0
Florida	19-66-0, 13	0-0-0	0-0-0
at Georgia	5-27-0, 17	4-53-1, 35	0-0-0
at Auburn	16-50-0, 18	5-62-1, 42	0-0-0
Alabama	9-21-0, 9	3-36-1, 26	5-69-0, 22
at S. Carolina	11-54-0, 12	7-29-0, 11	1-27-0, 27
Charlotte	2-(-4)-0, 0	0-0-0	0-0-0
Kentucky	16-89-0, 29	0-0-0	0-0-0
Missouri	14-82-2, 33	0-0-0	0-0-0
at Vanderbilt	7-88-1, 75	0-0-0	0-0-0

2017 Opp.	Rush-Yds-TD, Lg	Rec-Yds-TD, Lg	KO Returns
vs. Ga. Tech	1-7-0, 7	0-0-0	1-14-0, 14
Indiana State	4-14-0, 8	0-0-0	1-91-1, 91
at Florida	6-30-0, 7	2-31-0, 16	0-0-0
UMass	5-13-0, 7	1-11-0, 11	0-0-0
Georgia	2-7-0, 7	3-15-0, 9	2-34-0, 21
South Carolina	4-45-0, 30	1-11-0, 11	1-21-0, 21

at Alabama	4-2-0, 2	0-0-0	4-94-0, 32
at Kentucky	22-120-2, 29	2-33-0, 23	0-0-0
Southern Miss	11-15-0, 3	0-0-0	0-0-0
at Missouri	8-33-0, 13	1-7-0, 7	5-112-0, 34
LSU	0-0-0	0-0-0	1-16-0, 16
Vanderbilt	3-19-0, 16	0-0-0	2-34-0, 19

#9 TIM JORDAN

5-11, 203, Jr., Bartow, Fla.

CAREER HONORS

- PFF College SEC Offensive Team of the Week (9/4/18)

2019

- Earned third-career start in win over South Carolina, rushing for 17 yards (10/26)
- Recorded a career-long 33-yard run to set up a 37-yard field goal at No. 1 Alabama and ended the game with a season-high 94 rushing yards, the second highest total of his career (10/19)
- Had a 15-yard rushing touchdown to open the scoring in 20-10 win over Mississippi State (10/12)
- Led the Vols with nine rushes and 47 yards against No. 3 Georgia (10/5)
- Had five carries for 33 yards in win vs. Chattanooga (9/14)
- Had seven carries for 18 yards in season opener vs. Georgia State (8/31)

2018

- Finished second on the team in rushing with 522 yards on 132 carries (4.0 ypc), while averaging 43.5 yards per game

NOTES

- Majoring in Communication Studies
 - Played in all 12 games in 2017, totaling 52 yards on 11 carries as well as 65 yards on eight receptions
 - Earned ratings of 3-and 2-stars from recruiting services and rushed for 1,300 in yards and 13 TDs as a senior at Bartow High School in 2016
- >> Full profile on Media Guide Page 80

CAREER STATS

Rushing	GP/GS	No Yds	Avg	Per/G	TD	Long	High Yd
2017	12/0	11 52	4.7	4.3	0	12-UK	22-ISU
2018	12/2	132 522	4.0	43.5	3	30-WVU	118-WVU
2019	8/2	74 301	4.1	37.6	1	33-ALA	94-ALA
Totals	32/4	217 875	4.0	27.3	4	33-ALA	118-WVU

Receiving	GP/GS	No Yds	Avg	Per/G	TD	Long	High Yd
2017	12/0	8 65	8.1	5.4	0	28-LSU	44-LSU
2018	12/2	12 116	9.7	9.7	0	44-UK	41-UK
2019	7/1	4 25	6.3	4.6	0	11-UGA	11-UGA
Totals	32/4	24 206	8.6	6.4	0	34-UK	44-LSU

Kick Returns	GP/GS	No Yds	Avg	Per/G	TD	Long	High Yd
2017	12/0	3 55	18.3	4.6	0	26-UGA	29-LSU
2018	12/2	0 0	0.0	0.0	0	--	--
2019	8/2	0 0	0.0	0.0	0	--	--
Totals	32/4	3 55	18.3	1.7	0	26-GA	29-LSU

CAREER HIGHS

Rushes	20 vs. West Virginia, 9/1/18
Rushing Yards	118 vs. West Virginia, 9/1/18
Rushing Touchdowns	1 (4x), last vs. Mississippi State, 10/12/19
Long Rush	33 at Alabama, 10/19/19
Receptions	4 (2x), last vs. Georgia, 10/5/19
Receiving Yards	44 vs. LSU, 11/18/17
Long Reception	34 vs. Kentucky, 11/10/18
Kickoff Returns	2 vs. LSU, 11/18/17
Kickoff Return Yards	29 vs. LSU, 11/18/17
Long Kickoff Return	26 vs. Georgia, 9/30/17

GAME-BY-GAME

2019 Opp.	Rush-Yds-TD, Lg	Rec-Yds-TD, Lg	KO Returns
Ga. State	7-16-0, 5	1-3-0, 3	0-0-0
BYU	DNP		
UTC	5-33-0, 14	0-0-0	0-0-0
at Florida	3-16-0, 8	1-2-0, 2	0-0-0
Georgia	9-47-0, 17	4-11-0, 11	0-0-0
Miss. State	19-59-1, 15	1-9-0, 9	0-0-0
at Alabama	17-94-0, 33	0-0-0	0-0-0
S. Carolina	8-17-0, 6	0-0-0	0-0-0
UAB	6-19-0, 8	0-0-0	0-0-0

2018 Opp.	Rush-Yds-TD, Lg	Rec-Yds-TD, Lg	KO Returns
vs. WVU	20-118-1, 30	2-11-0, 8	0-0-0
ETSU	15-65-0, 16	0-0-0	0-0-0
UTEP	13-49-1, 14	0-0-0	0-0-0
Florida	9-5-0, 4	0-0-0	0-0-0
at Georgia	6-21-0, 10	0-0-0	0-0-0
at Auburn	13-26-0, 18	2-23-0, 19	0-0-0

Alabama	14-50-0, 11	1-7-0, 7	0-0-0
at S. Carolina	12-62-0, 10	4-29-0, 11	0-0-0
Charlotte	4-18-0, 9	0-0-0	0-0-0
Kentucky	15-63-1, 22	2-41-0, 34	0-0-0
Missouri	6-18-0, 18	0-0-0	0-0-0
at Vanderbilt	5-27-0, 19	1-5-0, 0	0-0-0

2017 Opp.	Rush-Yds-TD, Lg	Rec-Yds-TD, Lg	KO Returns
vs. Ga. Tech	0-0-0	0-0-0	0-0-0
Indiana State	4-22-0, 10	1-9-0, 9	0-0-0
at Florida	0-0-0	0-0-0	0-0-0
UMass	0-0-0	0-0-0	0-0-0
Georgia	1-7-0, 7	1-(-1)-0, 0	1-26-0, 26
South Carolina	0-0-0	0-0-0	0-0-0
at Alabama	2-7-0, 7	1-8-0, 8	0-0-0
at Kentucky	3-11-0, 12	2-5-0, 4	0-0-0
Southern Miss	0-0-0	0-0-0	0-0-0
at Missouri	1-5-0, 5	0-0-0	0-0-0
LSU	0-0-0	2-44-0, 28	2-29-0, 17
Vanderbilt	0-0-0	1-0-0, 0	0-0-0

#27 CARLIN FILS-AIME

5-11, 180, Sr., Naples, Fla.

2019

- Seen action in three games this season
- Made season debut as a contributor on special teams vs. No. 3 Georgia (10/5)

2018

- Finished with seven carries for 36 yards a touchdown on the season, moving from cornerback to running back for the final five games
- Moved back to running back after spending the first seven weeks as a cornerback
- Recorded his first rushing touchdown since the Indiana State game in 2017 with a 14-yard sweep to pay dirt in the third quarter at South Carolina (10/27)

NOTES

- Majoring in Communication Studies
- Made first-career start, setting career highs with 13 carries and 73 yards (5.6 avg) in loss at Kentucky (10/28/17)

>> Full profile on Media Guide Page 68

CAREER STATS

Defense	GP/GS	UT	AT	TT	Sack	TFL	FF	FR	PBU	Int	High Tk
2017	11/1	1	1	2	0-0	0-0	0	0	0	0	1-2x
2018	12/0	0	0	0	0-0	0-0	0	0	0	0	--
2019	3/0	0	0	0	0-0	0-0	0	0	0	0	--
Totals	33/1	1	4	5	0-0	0-0	0	0	0	0	--

Rushing	GP/GS	No	Yds	Avg	Per/G	TD	Long	High Yd
2016	7/0	14	58	4.1	8.3	2	8-TTU, MU	27-TTU
2017	11/1	31	215	6.9	19.5	2	30-ISU	73-UK
2018	12/0	7	36	5.1	3.3	1	14-SC	20-SC
2019	3/0	0	0	0.0	0.0	0	--	--
Totals	33/1	52	309	5.9	9.4	5	30-ISU	73-UK

Receiving	GP/GS	No	Yds	Avg	Per/G	TD	Long	High Yd
2016	7/0	0	0	0.0	0	0	--	--
2017	11/1	2	18	9.0	1.6	0	12-UK	12-UK
2018	12/0	2	0	0.0	0.0	0	--	--
2019	3/0	0	0	0.0	0.0	0	--	--
Totals	33/1	4	18	4.5	0.5	0	12-UK	12-UK

CAREER HIGHS

Rushes	13 at Kentucky, 10/28/17
Rushing Yards	73 at Kentucky, 10/28/17
Long Rush	30 vs. Indiana State, 9/9/17
Touchdowns	2 (2x), last vs. Indiana State, 9/9/17
Receptions	1 at Kentucky, 10/28/17
Receiving Yards	12 at Kentucky, 10/28/17

GAME-BY-GAME

2019 Opp.	Rush-Yards-TD, Lg	Rec-Yards-TD, Lg
Georgia	0-0-0	0-0-0
Miss. State	0-0-0	0-0-0
at Alabama	0-0-0	0-0-0

2018 Opp.	U-A-T, Other	Rush-Yds-TD, Lg	Rec-Yds-TD, Lg
vs. W. Virginia	0-0-0		
ETSU	0-0-0		
UTEP	0-0-0		
Florida	0-0-0		
at Georgia	0-0-0		
at Auburn	0-0-0		
Alabama	0-0-0		
at S. Carolina	0-0-0	3-20-1, 14	0-0-0

Charlotte	0-0-0	1-10-0, 10	2-0-0, 0
Kentucky	0-0-0	2-5-0, 4	0-0-0
Missouri	0-0-0	1-(-1)-0, 0	0-0-0
at Vanderbilt	0-0-0	0-0-0	0-0-0

2017 Opp.	Rush-Yards-TD, Lg	Rec-Yards-TD, Lg
vs. Georgia Tech	0-0-0	0-0-0
Indiana State	3-41-2, 30	0-0-0
at Florida	3-11-0, 7	0-0-0
UMass	2-6-0, 4	0-0-0
Georgia	3-16-0, 10	0-0-0
at Alabama	0-0-0	0-0-0
at Kentucky	13-73-0, 21	1-12-0, 12
Southern Miss	0-0-0	1-6-0, 6
at Missouri	3-31-0, 25	0-0-0
LSU	2-6-0, 4	0-0-0
Vanderbilt	2-31-0, 17	0-0-0

WIDE RECEIVERS

#1 MARQUEZ CALLAWAY

6-2, 204, Sr., Warner Robins, Ga.

CAREER HONORS

- 2019 Preseason All-SEC Second Team - Return Specialist (Media & Coaches)
- Member of 2017-18 VOLEaders Academy Class
- Named to the PFF College All-SEC Second Team (PR)

2019

- Leads SEC & ranks 11th nationally in yards/catch (21.33)
- Made three catches for 102 yards, including a 55-yard touchdown catch against South Carolina. Also, returned a punt 65 yards to the house for his third-career punt return touchdown (10/26)
- Led special teams against No. 1 Alabama with a 22-yard punt return and added a pair of kick returns, including a career-long 21-yarder to finish with a career-best 37 yards. Also pulled in a 13-yard reception, his first since Georgia (10/19)
- Had a big night against No. 3 Georgia, posting a season-high 105 receiving yards with an all-time best 73-yard touchdown reception. It marked the longest pass-and-catch for the Vols since Oct. 31, 2015 against Kentucky, when Josh Dobbs connected with Josh Malone for a 75-yard touchdown (10/5)
- Found the end zone for the second time this year on a season-long 39-yard catch against Chattanooga. Finished with 59 yards, also a season-high (9/14)
- Scored Tennessee's first touchdown of the season on a six-yard catch from Jarrett Guarantano to mark his third touchdown in a season opener (8/31)

2018

- Led the Vols with 37 catches and 592 receiving yards (16.0 ypc) to go along with two touchdowns
- His 11.9 punt return average (14-166) ranked No. 3 in the SEC and No. 13 in the nation
- Had an 82-yard punt return touchdown vs. Charlotte (11/3) - the second return touchdown of his career
- His 82-yard punt return TD versus Charlotte was the second-longest in the SEC in 2018
- His punt return is tied for the 12th longest punt return in Tennessee history and was the longest since 2015

NOTES

- Majoring in Communication Studies
 - Ranks fourth among active players in the FBS in career punt return average (14.7)
 - Led Vols with five touchdowns in 2017
 - Led UT's comeback victory over Georgia Tech in the 2017 season opener by catching four passes for 115 yards and two TDs in the win
- >> Full profile on Media Guide Page 62

CAREER STATS

Receiving	GP/GS	No	Yds	Avg	Per/G	TD	Long	High Yd
2016	6/0	1	13	13.0	2.2	0	13-TTU	13-TTU
2017	11/10	24	406	16.9	36.9	5	50-GT	115-GT
2018	12/12	37	592	16.0	49.3	2	51-ETSU	99-UM
2019	9/9	18	384	21.3	42.7	4	73-UGA	105-UGA
Totals	38/31	80	1395	17.4	36.7	11	73-UGA	115-GT

Punt Return	GP/GS	No	Yds	Avg	Per/G	TD	Long	High Yd
2016	6/0	2	114	57.0	19.0	1	62-TTU	114-TTU
2017	11/10	13	109	8.4	9.9	0	36-ISU	53-ISU
2018	12/12	14	166	11.9	13.8	1	82-CHA	98-CHA
2019	8/8	6	131	21.8	16.4	1	65-SC	65-SC
Totals	38/31	36	530	14.7	13.9	3	82-CHA	114-TTU

Kick Returns	GP/GS	No	Yds	Avg	Per/G	TD	Long	High Yd
2016	6/0	0	0	0	0.0	0	--	--
2017	11/10	6	49	8.2	4.5	0	13-ISU, UK	26-UK
2018	12/12	0	0	0	0.0	0	--	--
2019	9/9	2	37	18.5	4.1	0	21-ALA	37-ALA
Totals	38/31	8	86	10.8	2.3	0	21-ALA	37-ALA

CAREER HIGHS

Receptions	9 at South Carolina, 10/27/18
Receiving Yards	115 vs. Georgia Tech, 9/4/17
Receiving Touchdowns	2 vs. Georgia Tech, 9/4/17
Long Reception	73 vs. Georgia, 10/5/19
Punt Returns	4 vs. Indiana State, 9/9/17
Punt Return Total Yards	114 vs. Tennessee Tech, 11/5/16
Punt Return TDs	1 (3x), vs. South Carolina, 10/26/19 vs. Charlotte, 11/3/18 vs. Tennessee Tech, 11/5/16
Long Punt Return	82 vs. Charlotte, 11/3/18
Kick Returns	3 at Kentucky, 10/28/17
Kick Return Total Yards	37 at Alabama, 10/19/19
Long Kick Return	21 at Alabama, 10/19/19
All-Purpose Yards	167 vs. South Carolina, 10/26/19

GAME-BY-GAME

2019 Opp.	Rec-Yds-TD, Lg	Punt Returns	Kick Returns
Ga. State	3-46-1, 27	1-35-0, 30	
BYU	4-22-0, 13	1-4-0, 0	
UTC	2-59-1, 39	0-0-0	
at Florida	1-27-0, 27	1-0-0	
Georgia	3-105-1, 73	0-0-0	
Miss. State	0-0-0	1-13-0, 13	
at Alabama	1-3-0, 13	1-22-0, 22	2-37-0, 21
S. Carolina	3-102-1, 55	1-65-1, 65	0-0-0
UAB	1-10-0, 10	0-0-0	0-0-0

2018 Opp.	Rec-Yds-TD, Lg	Punt Returns (No.-Yds-TD, Lg)
vs. WVU	6-63-0, 20	1-6-0, 6
ETSU	5-78-0, 51	1-(-1)-0, 0
UTEP	1-8-0, 8	3-5-0
Florida	2-61-0, 36	1-6-0, 6
at Georgia	2-21-0, 13	0-0-0
at Auburn	2-55-0, 30	1-0-0, 0
Alabama	0-0-0	0-0-0
at S. Carolina	9-86-0, 16	1-7-0, 7
Charlotte	3-30-0, 20	3-98-1, 82
Kentucky	2-56-1, 39	1-18-0, 18
Missouri	2-98-0, 49	1-2-0, 2
at Vanderbilt	3-36-1, 17	1-25-0, 25

2017 Opp.	Rec-Yds-TD, Lg	Punt Returns (No.-Yds-TD, Lg)
vs. Georgia Tech	4-115-2, 50	0-0-0
Indiana State	1-37-1, 37	4-53-0, 36
at Florida	3-46-0, 22	1-29-0, 29
UMass	0-0-0, 0	3-27-0, 12
Georgia	0-0-0	0-0-0
South Carolina	4-37-0, 16	1-10-0, 10
at Alabama	3-14-0, 9	0-0-0
at Kentucky	2-16-0, 11	2-(-2)-0, 2
Southern Miss	2-53-0, 42	0-0-0
at Missouri	DNP - Injury	
LSU	2-72-1, 46	2-(-8)-0
Vanderbilt	3-16-1, 11	0-0-0

#5 JOSH PALMER

6-2, 195, Jr., Brampton, Ontario (Canada)

CAREER HONORS

- Member of 2018-19 VOLEaders Academy Class

2019

- Set a new career-high with five catches for 55 yards in win over South Carolina (10/26)
- Pulled in a season-long 20-yard reception at No. 1 Alabama (10/19)
- Had four catches for 56 yards vs. BYU (9/7)
- Made three catches in season opener vs. Georgia State in what was his 14th career start (8/31)

2018

- Finished the season first in the SEC and tied for fifth in the nation in yards per catch (21.0)
- Hauled in 23 catches and ranked second on the team with 484 receiving yards and two touchdowns while averaging 40.3 yards per game

NOTES

- Majoring in Management
- >> Full profile on Media Guide Page 85

CAREER STATS

Receiving	GP/GS	No	Yds	Avg	Per/G	TD	Long	High Yd
2017	12/5	9	98	10.9	8.2	0	18-ISU	31-UK
2018	12/8	23	484	21.0	40.3	2	53-UTEP	84-AU
2019	9/9	18	210	11.7	23.3	0	22-SC	56-BYU
Totals	33/22	50	792	15.8	24.0	2	53-UTEP	84-AU

Rushing	GP/GS	No	Yds	Avg	Per/G	TD	Long	High Yd
2017	12/5	1	6	6.0	0.5	0	6-USC	6-USC
2018	12/8	5	27	5.4	2.3	1	20-ETSU	20-ETSU
2019	9/9	2	4	2.0	0.4	0	4-UAB	4-UAB
Totals	33/22	8	37	4.6	1.1	1	20-ETSU	20-ETSU

CAREER HIGHS

Receptions	5 vs. South Carolina, 10/26/19
Receiving Yards	84 at Auburn, 10/13/18
Long Reception	51 vs. ETSU, 9/8/18
Receiving Touchdowns	1 at Georgia, 9/29/18
Rushes	1 (3x) last, vs. BYU, 9/7/19
Rushing Yards	20 vs. ETSU, 9/8/18
Rushing Touchdowns	1 vs. ETSU, 9/8/18
Long Rush	20 vs. ETSU, 9/8/18

GAME-BY-GAME

2019 Opp.	Rec-Yds-TD, Lg	Rushing (No.-Yds-TD, Lg)
Ga. State	3-17-0, 9	0-0-0
BYU	4-56-0, 16	1-0-0
UTC	1-18-0, 18	0-0-0
at Florida	2-24-0, 17	0-0-0
Georgia	0-0-0	0-0-0
Miss. State	1-16-0, 16	0-0-0
at Alabama	1-20-0, 20	0-0-0
S. Carolina	5-55-0, 22	0-0-0
UAB	1-4-0, 4	1-4-0, 4

2018 Opp.	Rec-Yds-TD, Lg	Rushing (No.-Yds-TD, Lg)
vs. WVU	1-33-0, 16	1-7-0, 7
ETSU	1-51-0, 51	1-20-1, 20
UTEP	2-64-0, 53	0-0-0
Florida	1-15-0, 15	0-0-0
at Georgia	1-34-1, 37	2-4-0, 3
at Auburn	3-84-0, 42	0-0-0
Alabama	1-30-0, 30	0-0-0
at S. Carolina	2-29-0, 20	0-0-0
Charlotte	4-71-1, 45	1(-4)-0
Kentucky	1-25-0, 20	0-0-0
Missouri	2-23-0, 13	0-0-0
at Vanderbilt	2-22-0, 12	0-0-0

2017 Opp.	Rec-Yds-TD, Lg	Rushing (No.-Yds-TD, Lg)
vs. Georgia Tech	1-7-0, 7	0-0-0
Indiana State	1-18-0, 18	0-0-0
at Florida	1-11-0, 11	0-0-0
UMass	1-6-0, 6	0-0-0
Georgia	1-9-0, 9	0-0-0
South Carolina	0-0-0, 0	1-6-0, 6
at Alabama	0-0-0	0-0-0
at Kentucky	2-31-0, 16	0-0-0
Southern Miss	1-11-0, 11	0-0-0
at Missouri	1-5-0, 5	0-0-0
LSU	0-0-0	0-0-0
Vanderbilt	0-0-0	0-0-0

#10 TYLER BYRD

5-11, 210, Sr., Naples, Fla.

2019

- Made first-career start in win vs. South Carolina (10/26)
- Recorded the third touchdown of his career and his first of the season on a 39-yard reception against Mississippi State with 2:35 left in the game, capping a nine-play 91-yard drive (10/12)
- Recorded the first blocked punt of his career vs. Chattanooga. Brandon Johnson scooped the ball for a 24-yard touchdown (9/14)

2018

- Saw action in 10 games for Vols, finishing with one catch for 20 yards, which was a touchdown reception against No. 1 Alabama (10/20)

NOTES

- Majoring in Communication Studies
- Made two catches for 21 yards and caught his first-career TD, which turned out to be the game-winner in a victory over UMass (9/23/17)

>> Full profile on Media Guide Page 60

CAREER STATS

Receiving	GP/GS	No	Yds	Avg	Per/G	TD	Long	High Yd
2016	13/0	15	209	13.9	16.1	0	44-UK	60-TAMU
2017	11/0	3	27	9.0	2.5	1	13-UMa	21-UMA
2018	10/0	1	20	20.0	2.0	1	20-UA	20-UA
2019	9/1	4	61	15.3	6.8	1	39-MSU	56-MSU
Totals	43/1	23	317	13.8	7.4	3	44-UK	60-TAMU

Rushing	GP/GS	No	Yds	Avg	Per/G	TD	Long	High Yd
2016	13/0	8	63	7.9	4.8	0	22-MU	24-MU
2017	11/0	2	19	9.5	1.7	0	15-UMa	15-UMa
2018	10/0	0	0	0.0	0.0	0	--	--
2019	9/1	0	0	0.0	0.0	0	--	--
Totals	43/1	10	82	8.2	1.9	0	22-MU	24-MU

Kick Return	GP/GS	No	Yds	Avg	Per/G	TD	Long	High Yd
2016	13/0	10	263	26.3	20.2	0	67-VU	99-VU
2017	11/0	1	8	8.0	0.9	0	8-MU	8-MU
2018	10/0	0	0	0.0	0.0	0	--	--
2019	9/1	0	0	0.0	0.0	0	--	--
Totals	43/1	11	271	24.6	6.5	0	67-VU	99-VU

Punt Return	GP/GS	No	Yds	Avg	Per/G	TD	Long	High Yd
2019	9/1	1	16	16.0	1.8	0	16-UTC	16-UTC
Totals	43/1	1	16	16.0	0.4	0	16-UTC	16-UTC

CAREER HIGHS

Receptions	3 (3x), last vs. Mississippi State, 10/12/19
Receiving Yards	60 at Texas A&M, 10/8/16
Receiving Touchdowns	1 (3x), last vs. Mississippi State, 10/12/19
Long Reception	44 vs. Kentucky, 11/12/16
Rushing Attempts	2 (2x), last vs. Missouri, 11/19/16
Rushing Yards	24 vs. Missouri, 11/19/16
Long Rush	22 vs. Missouri, 11/19/16
Kick Return Total Yards	99 at Vanderbilt, 11/26/16
Long Kick Return	67 at Vanderbilt, 11/26/16
All-Purpose Yards	99 at Vanderbilt, 11/26/16

GAME-BY-GAME

2019 Opp.	Rec-Yds-TD, Lg	Rushing	Return (No.-Yds-TD, Lg)
Ga. State	0-0-0	0-0-0	
BYU	0-0-0	0-0-0	
UTC	0-0-0	0-0-0	0-16-0, 16
at Florida	0-0-0	0-0-0	0-0-0
Georgia	0-0-0	0-0-0	0-0-0
Miss. State	3-56-1, 39	0-0-0	0-0-0
at Alabama	0-0-0	0-0-0	0-0-0
S. Carolina	1-5-0, 5	0-0-0	0-0-0
UAB	0-0-0	0-0-0	0-0-0

2018 Opp.	Rec-Yds-TD, Lg	Rushing (No.-Yds-TD, Lg)
vs. WVU	0-0-0	0-0-0
ETSU	0-0-0	0-0-0
UTEP	0-0-0	0-0-0
Florida	0-0-0	0-0-0
at Georgia	0-0-0	0-0-0
at Auburn	0-0-0	0-0-0
Alabama	1-20-1, 20	0-0-0
at S. Carolina	0-0-0	0-0-0
Charlotte	0-0-0	0-0-0
Kentucky	DNP	
Missouri	0-0-0	0-0-0
at Vanderbilt	DNP	

2017 Opp.	Rec-Yds-TD, Lg	Rushing (No.-Yds-TD, Lg)
vs. Georgia Tech	0-0-0	0-0-0
at Florida	0-0-0	0-0-0
UMass	2-21-1, 13	1-15-0, 15
Georgia	0-0-0	0-0-0
South Carolina	0-0-0	0-0-0
at Alabama	0-0-0	0-0-0
at Kentucky	0-0-0	1-4-0, 4
Southern Miss	1-6-0, 6	0-0-0
at Missouri	0-0-0	0-0-0
LSU	0-0-0	0-0-0
Vanderbilt	0-0-0	0-0-0

2016 Opp.	Rec-Yards-TD, Lg
App State	0-0-0
vs. V Tech	0-0-0, 1-5-0 rushing
Ohio	2-15-0, 11
Florida	3-40-0, 15
at Georgia	1-4-0, 4
at Texas A&M	3-60-0, 43, 2-11-0 rushing
Alabama	1-1-0, 1-6-0 rushing, 1-25-0 KR
at S. Carolina	1-8-0 rushing
Tenn. Tech	2-37-0, 33, 1-31-0 KR
Kentucky	1-44-0, 44, 2-31-0 KR
Missouri	2-8-0, 10, 2-24-0, 22 rushing, 2-43-0, 24, KR
at Vanderbilt	0-0-0, 3-99-0, 67 KR
vs. Nebraska	0-0-0, 1-9-0 rushing, 1-34-0 KR

#15 JUAN JENNINGS

6-3, 208, R-Sr., Murfreesboro, Tenn.

CAREER HONORS

- SEC Co-Offensive Player of the Week (10/28/19)
- PFF College National Team of the Week (10/27/19)
- PFF College SEC Offensive Team of the Week (10/28/19)
- PFF College SEC Offensive Team of the Week (10/7/19)
- PFF College SEC Offensive Team of the Week (9/5/19)
- PFF College SEC Offensive Team of the Week (10/23/18)
- PFF College SEC Offensive Team of the Week (10/16/18)
- 2017 Preseason All-SEC Third Team (Coaches & Media)
- 2017 Athlon Preseason All-SEC Third Team

2019

- Recorded his first collegiate rushing touchdown on a two-yard plunge against UAB and also finished with a game-high 70 yards receiving to move to ninth all-time in career receiving yards at UT with 1,906 (11/2)
- Started at quarterback (wildcat formation) and set a new career high with 174 receiving yards while tying career highs with seven catches and two receiving touchdowns in 41-21 win over South Carolina (10/26)
- With his performance vs. the Gamecocks, Jennings tied Robert Meachem for eighth in receiving touchdowns in program history (17). He also moved into 10th on UT's all-time receiving yards list with 1,836 and sixth on UT's all-time receptions list with 129
- His 174 receiving yards vs. South Carolina were the most by a UT player since Cordarrelle Patterson had 219 vs. Troy on Nov. 3, 2012
- Made six catches for 66 yards at No. 1 Alabama (10/19)
- Hauled in a 15-yard strike to give UT a 14-10 lead against No. 3 Georgia before recording a then career-high 114 receiving yards and matching his career-best seven catches (10/5)
- Caught his 15th career TD against Georgia, tying him for 10th all-time in program history with Tim McGee (10/5)
- Recorded his 100th career reception on a six-yard pass from Jarrett Guarantano during UT's opening drive at No. 9 Florida (9/21)
- Became the 22nd Vol to reach the 100-reception milestone. He finished the Florida game with 106 career catches and led all players with seven receptions (9/21)
- Scored his 14th career touchdown reception in the first quarter vs. Chattanooga (9/14)
- With his 99th career-reception he became the first Vol since Josh Malone in 2016 to record a receiving touchdown in each of the first three games.
- Matched his career-best with two-touchdown receptions versus BYU to lead the Vols for the second-consecutive game with 88 receiving yards, including a 51-yard catch, the second longest of his career (9/7)
- Hauled in a career-high seven receptions as he led the Vols with 108 receiving yards, the third 100-yard game of his career, and added one TD against Georgia State (8/31)

NOTES

- Majoring in Communication Studies
- Tied for eighth in program history in receiving touchdowns (17). Ranks ninth in program history in receiving yards (1,906). Ranks sixth in program history in receptions (134)
- Collected the Offensive Achievement award at the end-of-season team banquet in 2018
- Caught game-winning 43-yard Hail Mary touchdown with no time left to lift Vols to comeback win at Georgia on Oct. 1, 2016
- Had 67-yard TD and 111 receiving yards in win over Florida in 2016
- 2-for-4 passing in career with two TD passes (4-yard touchdown at Texas A&M in 2016 and 58-yard TD at UF in 2015)
- Sister, Alexis Jennings, was a two-year starter and an All-SEC selection as a senior for the South Carolina women's basketball team during the 2018-19 season

>> Full profile on Media Guide Page 75

CAREER STATS

Receiving	GP/GS	No	Yds	Avg	Per/G	TD	Long	High Yd
2015	11/6	14	149	10.6	13.5	0	30-BG	56-BG
2016	13/9	40	580	14.5	44.6	7	67-UF	111-UF
2017	1/1	3	17	5.7	17.0	0	7-GT	17-GT
2018	12/5	30	438	14.6	36.5	3	40-UA	102-AU
2019	9/6	47	722	15.4	80.2	7	51-BYU	174-SC
Totals	46/27	134	1906	14.2	41.4	17	67-UF	174-SC

Rushing	GP/GS	No	Yds	Avg	Per/G	TD	Long	High Yd
2015	11/6	7	15	2.1	1.4	0	12-WCU	13-WCU
2016	13/9	5	27	5.4	2.1	0	9-NEB	14-NEB
2017	1/1	0	0	0.0	0.0	0	--	--
2018	12/5	0	0	0.0	0.0	0	--	--
2019	9/6	9	45	5.0	5.0	1	22-MSU	22-MSU
Totals	46/27	21	87	4.1	1.9	1	22-MSU	22-MSU

Passing	GP/GS	Com	Att	Pct.	TD	Int	Yds	Per/G	Long	High Yd
2015	11/6	1	2	50.0	1	0	58	5.3	58-UF	58-UF
2016	13/9	1	2	50.0	1	0	4	0.3	4-TAMU	4-TAMU
2017	1/1	0	0	.000	0	0	0.0	--	--	--
2018	11/4	0	0	.000	0	0	0.0	--	--	--
2019	9/6	0	0	.000	0	0	0.0	--	--	--
Totals	46/27	2	4	50.0	2	0	62	1.4	58-UF	58-UF

CAREER HIGHS

Receptions	7 (4x), last vs. South Carolina, 10/26/19
Receiving Yards	174 vs. South Carolina, 10/26/19
Receiving Touchdowns	2 (3x), last vs. South Carolina, 10/26/19
Rushes	5 vs. South Carolina, 10/26/19
Rushing Yards	22 vs. Mississippi State, 10/12/19
Rushing Touchdowns	1 vs. UAB, 11/2/19
Pass Completions	1 (2x), last at Texas A&M, 10/8/16
Passing Yards	58 at Florida, 9/26/15
Passing Touchdowns	1 (2x), last at Texas A&M, 10/8/16
Interceptions (Defense)	1 vs. Kentucky, 11/12/16

GAME-BY-GAME

2019 Opp.	Rec-Yds-TD, Lg	Rush-Yds-TD, Lg	Passing
Ga. State	7-108-1, 34	0-0-0	0-0-0
BYU	4-88-2, 51	1-2-0, 2	0-0-0
UTC	1-12-1, 12	0-0-0	0-0-0
at Florida	7-73-0, 27	0-0-0	0-0-0
Georgia	7-114-1, 33	0-0-0	0-0-0
Miss. State	3-17-0, 15	1-22-0, 22	0-0-0
at Alabama	6-66-0, 18	1-1-0, 1	0-0-0
S. Carolina	7-174-2, 48	5-18-0, 11	0-0-0
UAB	15-70-0, 23	1-2-1, 2	0-0-0

2018 Opp.	Rec-Yds-TD, Lg	Rush-Yds-TD, Lg	Passing
vs. West Virginia	2-29-0, 19	0-0-0	0-0-0
ETSU	1-8-0	0-0-0	0-0-0
UTEP	3-22-1, 14	0-0-0	0-0-0
Florida	4-60-0, 28	0-0-0	0-0-0
at Georgia	2-14-0, 12	0-0-0	0-0-0
at Auburn	5-71-1, 25	0-0-0	0-0-0
Alabama	6-102-0, 40	0-0-0	0-0-0
at S. Carolina	3-26-1, 16	0-0-0	0-0-0
Charlotte	0-0-0	0-0-0	0-0-0
Kentucky	1-11-0, 11	0-0-0	0-0-0
Missouri	1-41-0, 41	0-0-0	0-0-0
at Vanderbilt	2-51-0, 43	0-0-0	0-0-0

2017 Opp.	Rec-Yds-TD, Lg	Rush-Yds-TD, Lg
vs. Georgia Tech	3-17-0, 7	0-0-0

2016 Opp.	Rec-Yds-TD, Lg	Rush-Yds-TD, Lg	Passing
App State	1-0-0	0-0-0	
vs. Virginia Tech	2-7-1, 5	0-0-0	
Ohio	3-24-0, 17	0-0-0	
Florida	3-111-1, 67	0-0-0	0-1-0
at Georgia	3-71-1, 43	0-0-0	
at Texas A&M	5-68-0, 20	0-0-0	1-1-4, TD
Alabama	3-20-0, 11	0-0-0	
at South Carolina	3-54-1, 25	0-0-0	
Tenn. Tech	2-5-1, 3	0-0-0	
Kentucky	1-19-0, 19	1-7-0, 7	DEF: 1 INT
Missouri	4-67-2, 49	1-4-0, 4	
at Vanderbilt	4-75-0, 28	1-2-0, 2	
vs. Nebraska	6-59-0, 15	2-14-0, 9	

2015 Opp.	Rec-Yds-TD, Lg	Rush-Yds-TD, Lg	Passing
vs. B. Green	3-56-0, 30	2-3-0, 4	
Oklahoma	1-5-0, 5	0-0-0	
W. Carolina	2-15-0, 12	2-13-0, 12	
at Florida	1-1-0, 1	0-0-0	1-1-58, TD
Arkansas	2-10-0, 6	0-0-0	0-1-0
Georgia	1-13-0, 13	2-1-0, 1	
at Alabama	0-0-0	0-0-0	
at Kentucky	1-11-0, 11	1- (-2)-0, -2	
So. Carolina	1-5-0, 5	0-0-0	
North Texas	1-26-0, 16	0-0-0	
at Missouri	DNP-INJ		
Vanderbilt	DNP-INJ		
Northwestern	1-7-0, 7	0-0-0	

#80 RAMEL KEYTON

6-2, 189, Fr., Marietta, Ga.

2019

- Has seen action in seven games this season
- Made collegiate debut in season opener vs. Georgia State, totaling one catch for 10 yards (8/31)

NOTES

- Major is Finance
- Recipient of Gary Mathews Athletic Scholarship Endowment Fund
- >> Full profile on Media Guide Page 100

CAREER STATS

Receiving	GP/GS	No	Yds	Avg	Per/G	TD	Long	High Yd
2019	8/0	1	41	41.0	5.1	0	41-MSU	41-MSU

CAREER HIGHS

Receptions	1 vs. Mississippi State, 10/12/19
Receiving Yards	41 vs. Mississippi State, 10/12/19
Long Reception	41 vs. Mississippi State, 10/12/19

GAME-BY-GAME

2019 Opp.	Rec-Yds-TD, Lg	Rush-Yds-TD, Lg
Ga. State	0-0-0	1-10-0, 10
BYU	0-0-0	0-0-0
UTC	0-0-0	0-0-0
at Florida	DNP	
Georgia	0-0-0	0-0-0
Miss. State	1-41-0, 41	0-0-0
Alabama	0-0-0	0-0-0
S. Carolina	0-0-0	0-0-0
UAB	0-0-0	0-0-0

#85 CEDRIC TILLMAN

6-3, 211, R-Fr., Las Vegas, Nev.

2019

- Made one catch for 19 yards vs. South Carolina (10/26)
- Scored the first touchdown of his collegiate career vs. Chattanooga on a career-long 28-yard reception (9/14)

2018

- Appeared in four games before redshirting

NOTES

- Major is University Exploratory

CAREER STATS

Receiving	GP/GS	No	Yds	Avg	Per/G	TD	Long	High Yd
2018	4/0	1	-3	-3.0	-0.8	0	0	--
2019	7/0	4	60	15.0	8.6	1	28-UTC	38-UTC
Totals	11/0	5	57	11.4	5.2	1	28-UTC	38-UTC

CAREER HIGHS

Receptions	2 vs. Chattanooga, 9/14/19
Receiving Yards	38 vs. Chattanooga, 9/14/19
Long Reception	28 vs. Chattanooga, 9/14/19

GAME-BY-GAME

2019 Opp.	Rec-Yds-TD, Lg	Rush-Yds-TD, Lg
Ga. State	1-3-0, 3	0-0-0
BYU	0-0-0	0-0-0
UTC	2-38-1, 28	0-0-0
at Florida	0-0-0	0-0-0
Georgia	0-0-0	0-0-0
Miss. State	DNP	
Alabama	DNP	
S. Carolina	1-19-0, 19	0-0-0
UAB	0-0-0	0-0-0

TIGHT ENDS

#4 DOMINICK WOOD-ANDERSON

6-4, 264, Sr., San Diego, Calif.

CAREER HONORS

- 2019 John Mackey Award Preseason Watch List

2019

- Matched his season high with three receptions and totaled 34 receiving yards against UAB (11/2)
- Made third consecutive start at No. 1 Alabama after also starting vs. Mississippi State and Georgia. Finished with two catches for six yards (10/19)
- Started against No. 3 Georgia and recorded a pair of catches for 30 yards (10/5)
- Recorded a career-high 79 receiving yards and a career-long 54-yard reception for the Vols in the season opener vs. Georgia State(8/31)

2018

- Started in 10 of the 11 games he played in during his first season at Tennessee

NOTES

- Majoring in Communication Studies
- Rated as a 4-star recruit and the nation's No. 1 junior college tight end prospect out of Arizona Western C.C
- 2017 All-Western States Football League (WSFL) First Team
- 2017 All-Arizona Community College Athletic Conference (ACCAC) First Team
- Helped lead the Matadors to the 2017 NJCAA Championship game
- Played quarterback in high school
- >> Full profile on Media Guide Page 96

CAREER STATS

Receiving	GP/GS	No	Yds	Avg	Per/G	TD	Long	High Yd
2018	11/10	17	140	8.2	12.7	2	33-CHA	53-CHA
2019	9/5	13	191	14.7	21.2	0	54-GSU	79-GSU
Totals	20/15	30	331	11.0	16.6	2	54-GSU	79-GSU

CAREER HIGHS

Receptions	4 vs. Kentucky, 11/10/18
Receiving Yards	79 vs. Georgia State, 8/31/19
Long Reception	54 vs. Georgia State, 8/31/19
Receiving Touchdowns	1 (2x), last vs. Kentucky, 11/10/18
Rushes	1 vs. Mississippi State, 10/12/19
Rushing Yards	5 vs. Mississippi State, 10/12/19
Long Rush	5 vs. Mississippi State, 10/12/19

GAME-BY-GAME

2019 Opp.	Rec-Yds-TD, Lg	Rush-Yds-TD, Lg
Ga. State	3-79-0, 54	
BYU	1-5-0, 5	
UTC	1-6-0, 6	
at Florida	0-0-0	
Georgia	2-30-0, 16	
Miss. State	1-28-0, 28	1-5-0, 5
at Alabama	2-9-0, 6	0-0-0
S. Carolina	0-0-0	0-0-0
UAB	3-34-0, 23	0-0-0

2018 Opp.

Rec-Yds-TD, Lg	Rush-Yds-TD, Lg
vs. West Virginia	1-1-1, 1
ETSU	1-12-0, 12
UTEP	2-21-0, 11
Florida	0-0-0, 0
at Georgia	2-17-0, 10
at Auburn	1-4-0, 4
Alabama	DNP
at South Carolina	0-0-0
Charlotte	3-53-0, 33
Kentucky	4-18-1, 9
Missouri	0-0-0
at Vanderbilt	3-14-0, 8

#81 AUSTIN POPE

6-4, 235, R-Jr., Knoxville, Tenn.

2019

- Started and made one catch for six yards in win over UAB (11/2)
- Started against No. 3 Georgia and recorded a season-long 10-yard reception (10/5)
- Made his fifth collegiate start in the 45-0 shutout vs. Chattanooga (9/14)

2018

- Saw action in 11 games with two starts as a tight end/fullback for the Vols
- Caught a career-long 55-yard pass in SEC opener against Florida (9/22)
- Started for the first time in win over UTEP (9/15)

NOTES

- Majoring in Communication Studies
- Made first-career start in loss at Kentucky (10/28/17)
- Made first-career catch in loss at No. 24 Florida (9/16/17)
- >> Full profile on Media Guide Page 87

CAREER STATS

Receiving	GP/GS	No	Yds	Avg	Per/G	TD	Long	High Yd
2016								DNP - Redshirt
2017	9/1	2	9	4.5	1.0	0	10-UF	10-UF
2018	11/2	1	55	55.0	5.0	0	55-UF	55-UF
2019	9/7	4	21	5.3	2.3	0	10-UGA	10-UGA
Totals	29/10	7	85	12.1	2.9	0	55-UF	55-UF

CAREER HIGHS

Receptions	1 (7x), last vs. UAB, 11/2/19
Receiving Yards	55 vs. Florida, 9/22/18
Long Reception	55 vs. Florida, 9/22/18

GAME-BY-GAME

2019 Opp.	Rec-Yds-TD, Lg
Ga. State	1-0-0
BYU	0-0-0
UTC	0-0-0
at Florida	1-5-0, 5
Georgia	1-10-0, 10
Miss. State	0-0-0
at Alabama	0-0-0
S. Carolina	0-0-0
UAB	1-6-0, 6

2018 Opp.	Rec-Yds-TD, Lg
West Virginia	0-0-0
ETSU	0-0-0
UTEP	0-0-0
Florida	1-55-0, 55
at Georgia	0-0-0
at Auburn	0-0-0
Alabama	0-0-0
at S. Carolina	0-0-0
Charlotte	0-0-0
Kentucky	0-0-0
Missouri	DNP
at Vanderbilt	0-0-0

2017 Opp.	Rec-Yds-TD, Lg
Indiana State	0-0-0
at Florida	1-10-0, 10
UMass	1-(-1)-0, 0
Georgia	0-0-0
South Carolina	0-0-0
at Alabama	0-0-0
at Kentucky	0-0-0
Southern Miss	0-0-0
at Missouri	0-0-0

#86 ANDREW CRAIG

6-4, 244, R-Jr., Knoxville, Tenn.

CAREER HONORS

- 2018 Fall SEC Academic Honor Roll
- 2017 Fall SEC Academic Honor Roll
- 2016 Fall SEC Academic Honor Roll

2019

- Has appeared in eight games so far this season
- Recorded his first-career catch, a 29-yard reception against UAB (11/2)

2018

- Played in 11 games as a reserve tight end and as a goal-line fullback

NOTES

- Majoring in Supply Chain Management

HIGH SCHOOL

- Helped lead Webb School to Division II-A State championships in 2013 and 2014
 - Two-time All-State defensive lineman
- >> Full profile on Media Guide Page 66

#87 JACOB WARREN

6-6, 241, R-Fr., Knoxville, Tenn.

2019

- Appeared in five games this season
- Recorded his first-career catch with a 1-yard reception in win over UAB (11/2)
- Made his collegiate debut double-OT loss vs. BYU (9/7) and saw action in 45-0 win over Chattanooga (9/14)

2018

- Did not see any action, redshirted

NOTES

- Majoring in Kinesiology

HIGH SCHOOL

- A 3-star prospect and one of the top recruits in Tennessee after starring at Farragut High School
 - Played in the 2017 Toyota East West Tennessee Football All-Star Classic
- >> Full profile on Media Guide Page 93

#88 PRINCETON FANT

6-2, 232, R-So., Nashville, Tenn.

2019

- Had one catch in win vs. South Carolina (10/26)
- Saw action as a reserve tight end/wide receiver in win over Mississippi State (10/12) and at No. 1 Alabama (10/19)
- Made first-career reception, a 19-yard catch in win over Chattanooga (9/14)

2018

- Played in two games as a running back
- Had three carries for seven yards against ETSU
- Moved to tight end after the season

NOTES

- Majoring in Communications

HIGH SCHOOL

- A three-star prospect out of Laverne High School
 - Captained the Wolverines all four years of high school
- >> Full profile on Media Guide Page 68

OFFENSIVE LINEMEN

#50 JACKSON LAMPLEY

6-4, 318, Fr., Nashville, Tenn.

2019

- Saw action as a reserve against No. 3 Georgia (10/5)
- Made collegiate debut in 45-0 shutout vs. Chattanooga (9/14)

NOTES

- Majoring in Management

HIGH SCHOOL

- A 4-star recruit and a top-10 prospect in the state of Tennessee
 - 2018 USA Today Tennessee Preseason All-State selection
 - 2017 USA Today All-USA Tennessee Football First Team
 - 2017 Tennessee DII-AAA All-State selection
 - Paved the way for current teammate Ty Chandler as a sophomore offensive lineman in 2016.
- >> Full profile on Media Guide Page 101

CAREER STATS

Games Played/Started: 2019: 2/0
Career: 2/0

#55 BRANDON KENNEDY

6-3, 301, R-Sr., Wetumpka, Ala.

CAREER HONORS

- 2019 Rimington Trophy Preseason Watch List
- SEC Offensive Lineman of the Week (10/28/19)
- 2018 Fall SEC Academic Honor Roll

2019

- Only Tennessee offensive lineman to start every game this season at the same position (center)
- Helped pave the way for 242 yards rushing in double-OT loss to BYU (9/7)
- Started in the season opener and played every offensive snap vs. Georgia State (8/31)

2018

- Suffered a season-ending knee injury in practice after starting the season opener at center vs. West Virginia (9/1)

NOTES

- Majoring in Sport Psychology & Motor Behavior (Graduate)
 - Spent three seasons at Alabama (2015-17), appearing in 10 games as a reserve offensive lineman
- >> Full profile on Media Guide Page 81

CAREER STATS

Games Played/Started: 2016: 7/0; 2017: 3/0; 2018: 1/1; 2019: 9/9
Career: 20/10; Alabama: 10/0; Tennessee: 10/10

#56 RILEY LOCKLEAR

6-4, 286, Jr., Huntington, W. Va.

2019

- Saw action in win vs. South Carolina after missing previous two games with injury (10/26)
- Recorded second start of season vs. No. 3 Georgia at right guard (10/5)
- Started in the season opener vs. Georgia State at right guard (8/31)

2018

- Saw action in six games for the Vols this season
- Returned from injury to play vs. No. 1 Alabama (10/20)
- Saw action at guard in SEC opener against Florida (9/22)
- Played guard in wins over ETSU (9/8) and UTEP (9/15)

NOTES

- Majoring in Kinesiology
- >> Full profile on Media Guide Page 82

CAREER STATS

Games Played/Started: 2017: 5/1; 2018: 6/0; 2019: 7/2
Career: 18/3

#58 JAHMIR JOHNSON

6-5, 285, R-Jr., Philadelphia, Pa.

CAREER HONORS

- 2018 Recipient of the Tennessee Trenches Award at year-end banquet

2019

- Returned from injury and saw action for the first time since the BYU game in win vs. South Carolina (10/26)
- Started his first game of the season at left tackle versus BYU (9/7)
- Appeared in the season opener vs. Georgia State (8/31)

2018

- Made 11 starts at left guard in 2018, flashing the toughness and attitude to become a successful offensive lineman in the SEC
- Got his first-career start for the Vols in the season opener against West Virginia (9/1)
- Helped lead the Vols to a pair of upset victories over ranked teams: 30-24 at No. 21 Auburn (10/13) and 24-7 versus No. 11 Kentucky (11/10)

NOTES

- Majoring in Communication Studies
 - One of three Arizona Western transfers to play in the season opener the Vols
- >> Full profile on Media Guide Page 78

CAREER STATS

Games Played/Started: 2018: 11/11; 2019: 3/1
Career: 14/12

#64 WANYA MORRIS

6-4, 313, Fr., Savannah, Ga.

CAREER HONORS

- 2019 ESPN Preseason Freshman All-America Team
- 2019 FWAA Freshman All-America Midseason Watch List
- 2019 FWAA Freshman All-America Team Watch List
- The Athletic Midseason Freshman All-America Team

2019

- Has started eight of UT's nine games at left tackle
- Played LT and RT in win over South Carolina (10/26)
- Became the first Tennessee true freshman to start on the offensive line in a season opener since Trey Smith did so in 2017 against Georgia Tech, starting at left tackle vs. Georgia State (8/31)

NOTES

- Majoring in Communication Studies
- Enrolled early and participated in spring practice

HIGH SCHOOL

- 5-star offensive line recruit and national Top 15 prospect out of Grayson High School in Georgia
- Selected to participate in the 2019 Under Armour All-American Game

- Ranked No. 7 in USA Today's High School Football Chosen 25 rankings
- 2018 MaxPreps preseason First-Team All-American
- Recorded 73 pancake blocks during his senior season
- > [Full profile on Media Guide Page 103](#)

CAREER STATS

Games Played/Started: 2019: 9/8
Career: 9/8

#68 MARCUS TATUM

6-6, 316, R-Jr., Daytona Beach, Fla.

CAREER HONORS

- 2018 Fall SEC Academic Honor Roll

2019

- Started at RT vs. UAB, his third start of the year (11/2)
- Saw significant action in win vs. South Carolina (10/26)
- Started first two games of the season at right tackle

2018

- Started the final five games at left tackle
- Played in all 12 games for the Vols
- Got his first start at left tackle in road game at South Carolina (10/27)
- Helped lead the Vols to a 24-7 victory over No. 11 Kentucky (11/10)

NOTES

- Majoring in Recreation & Sport Management
- >> [Full profile on Media Guide Page 89](#)

CAREER STATS

Games Played/Started: 2016: 2/0; 2017: 4/3; 2018: 12/5; 2019: 9/3
Career: 27/11

#70 RYAN JOHNSON

6-6, 301, R-Jr., Brentwood, Tenn.

CAREER HONORS

- 2019 Wuerffel Trophy Preseason Watch List
- Member of the 2019-20 VOLEaders Class
- 2018 Google Cloud Academic All-District Team
- 2018-19 SEC Fall Academic Honor Roll
- PFF College SEC Offensive Team of the Week (11/13/18)
- Recipient of the 2018 Commitment to Academic Excellence Award at the year-end team banquet
- 2017-18 SEC Fall Academic Honor Roll
- 2016-17 First-Year SEC Academic Honor Roll

2019

- Has played in every game this season
- Started for the first time since BYU game, getting the nod at right guard against Mississippi State (10/12)
- Helped pave the way for 242 yards rushing in double-OT loss to BYU while starting at right guard (9/7)
- Started in the season opener at left guard vs. Georgia State (8/31)

NOTES

- Enters his redshirt junior season with a degree in civil engineering already in hand and is pursuing a master's degree in structural engineering
- One of two Vols' linemen to start all 12 games in 2018
- Interested in a career in home building
- Hobbies include playing guitar
- Versatile offensive lineman who started final four games of 2017 at three different positions (C, LG, RG)
- >> [Full profile on Media Guide Page 79](#)

CAREER STATS

Games Played/Started: 2017: 12/4; 2018 12/12; 2019: 9/3
Career: 33/19

#72 DARNELL WRIGHT

6-6, 330, Fr., Huntington, W. Va.

CAREER HONORS

- 2019 ESPN Preseason Freshman All-America Team
- 2019 FWAA Freshman All-America Midseason Watch List
- 2019 FWAA Freshman All-America Team Watch List

2019

- Has started six games at right tackles
- Made fifth straight start at No. 1 Alabama (10/19)

- Made his fourth-consecutive start, his second at right tackle vs. Mississippi State on Oct. 12, after starting against No. 3 Georgia on Oct. 5
- Started for the first time of his career at right guard in UT's 45-0 win vs. Chattanooga (9/14)
- Made his collegiate debut in the season opener versus Georgia State (8/31)

NOTES

- Major is Forestry

HIGH SCHOOL

- 5-star recruit and one of the nation's Top-10 prospects coming out of Huntington High School in West Virginia
- Played in the 2019 Under Armour All-America Game
- 2019 First-Team American Family Insurance All-USA
- 2018 First-Team USA Today All-USA West Virginia Team
- > [Full profile on Media Guide Page 105](#)

CAREER STATS

Games Played/Started: 2019: 8/6
Career: 8/6

#73 TREY SMITH

6-6, 325, Jr., Jackson, Tenn.

CAREER HONORS

- 2019 Wuerffel Trophy Preseason Watch List
- SEC Co-Offensive Lineman of the Week (10/14/19)
- PFF College SEC Offensive Team of the Week (10/14/19)
- 2018 SEC Community Service Team
- Member of 2017-18 VOLEaders Academy Class
- 2018 Outland Trophy Watch List
- 2018 Preseason All-SEC First Team (Media & Coaches)
- Ranked No. 59 among Sports Illustrated's Top 100 College Football Players for 2018
- 2017 FWAA Freshman All-American
- 2017 247Sports True Freshman All-American
- 2017 Freshman All-SEC Team
- 2017 All-SEC Second Team (AP & Coaches)

2019

- Has started the last eight games at left guard
- Made his first start of the year (LG) and helped pave the way for 242 yards rushing in double-OT loss to BYU (9/7)
- With 2:07 to go in the first quarter, made his season debut at left tackle versus Georgia State after being cleared to play by physicians prior to Week 1

2018

- Started first seven games in 2018 at left tackle and 19 straight games to begin his UT career prior to injury that ruled him out for the remainder of the 2018 season
- Physicians discovered blood clots in his lungs on the Wednesday prior to the South Carolina game on Oct. 27

NOTES

- Majoring in Recreation/Sport Management
- Became first true freshman to start at left tackle in over 30 years when he did so against Southern Miss (11/4/17)
- Led the Vols with 55 knockdowns in 2017 and finished as the SEC's top-rated freshman player (80.6 grade) according to PFF College
- >> [Full profile on Media Guide Page 89](#)

CAREER STATS

Games Played/Started: 2017: 12/12; 2018: 7/7; 2019: 9/8
Career: 28/27

#74 K'ROJHN CALBERT

6-5, 330, R-So., McMinnville, Tenn.

2019

- Made his first-collegiate start at right tackle in UT's 45-0 victory against Chattanooga (9/14)
- Appeared in the season opener vs. Georgia State (8/31) and double-OT loss to BYU (9/7)

2018

- Made Tennessee debut in home opener vs. ETSU (9/8)

NOTES

- Majoring in History
- Consensus 3-start prospect coming out of high school
- >> [Full profile on Media Guide Page 61](#)

CAREER STATS

Games Played/Started: 2018: 10/0; 2019: 9/2
Career: 17/2

#75 JEROME CARVIN

6-5, 313, So., Memphis, Tenn.

2019

- Has appeared in seven games this season and started the last two at right guard
- Made first start of the season at No. 1 Alabama, starting at right guard (10/19)

2018

- Made his first-career start at right guard in the home opener against ETSU (9/8)
- One of eight true freshmen to make their collegiate debut in the season opener against West Virginia (9/1)

NOTES

- Majoring in Communication Studies
- ESPN: 3-star (No. 28 OG prospect, No. 19 prospect in TN)
- 247 Sports: 3-star (No. 27 OT prospect, No. 13 prospect in TN)
- Rivals: 4-star (No. 17 OT prospect, No. 8 prospect in TN)
- >> [Full profile on Media Guide Page 64](#)

CAREER STATS

Games Played/Started: 2018: 12/6; 2019: 8/3
Career: 20/9

#77 CHRIS AKPOROGHENE

6-3, 296, Fr., Warri, Nigeria

2019

- Saw action late in the game vs. UAB (11/2)
- Made collegiate debut in the fourth quarter vs. No. 3 Georgia, entering the game at right tackle (10/5)

HIGH SCHOOL

- Played at IMG Academy in Bradenton, Fla., for his senior season after transferring from The King's Academy in Seymour, Tenn.
- Started nine games as a senior and paved the way for a rushing attack that averaged over 200 yards per game.
- Consensus 3-star recruit
- 2017 TSWA Division II-A All-State selection
- 2017 Tennessee Football Coaches Association Division II-A All-state selection
- 2017 First-Team All-PrepXtra selection

NOTES

- Major is University Exploratory
- Moved to the United State in 2016 from Warri, Nigeria
- >> [Full profile on Media Guide Page 97](#)

CAREER STATS

Games Played/Started: 2019: 2/0
Career: 2/0

DEFENSIVE LINEMEN

#48 JA'QUAIN BLAKELY

6-2, 284, R-Jr., Moultrie, Ga.

2019

- Tied his career-high with two tackles in 30-7 win over UAB (11/7)
- Tied his career-high in tackles with two in UT's 45-0 win over Chattanooga (9/14)
- Made his season debut in UT's home opener against Georgia State, recording one stop (8/31)

NOTES

- Majoring in Sociology
- Played tight end/full back in 2018
- Four-star prospect who helped lead Colquitt County to a 15-0 season and their second consecutive state championship in 2015
- >> [Full profile on Media Guide Page 57](#)

CAREER STATS

Defense	GP/GS	UT	AT	TT	Sack	TFL	FF	FR	QBH	PD	Int	High Tk
2019	9/0	3	3	6	0-0	0-0	0	0	0	0	0-0	2(2x)
Totals	23/0	5	3	8	0-0	0-0	0	0	0	0	0-0	2(3x)

CAREER HIGHS

Tackles 2 (3x), last vs. UAB 11/2/19

GAME-BY-GAME

2019 Opp.	U-A-T, Other
Georgia State	1-0-1
BYU	0-0-0
UTC	1-1-2
at Florida	0-0-0
Georgia	1-0-1
Miss State	0-0-0
at Alabama	0-0-0
S. Carolina	0-0-0
UAB	0-2-2

#50 SAVION WILLIAMS

6-4, 304, Jr., Washington, D.C.

2019

- Had two stops in the Vols' game against BYU (9/7)
- Made his Tennessee debut in season opener against Georgia State, recording five tackles (8/31)

JUCO - LACKAWANNA COLLEGE (2017-18)

- ESPN JC 50 Recruit (16)
- Helped Lackawanna to an undefeated 11-0 record and a win in the El Toro Bowl
- Part of a defense that allowed just 12.1 points per game and surrendered just 77.5 rushing yards per contest in 2018

NOTES

- Majoring in Communication Studies
- >> Full profile on Media Guide Page 104

CAREER STATS

Defense	GP/GS	UT	AT	TT	Sack	TFL	FF	FR	QBH	PD	Int	High Tk
2019	7/0	4	3	7	0-0	0-0	0	0	0	0	0-0	5-GSU
Totals	7/0	4	3	7	0-0	0-0	0	0	0	0	0-0	5-GSU

CAREER HIGHS

Tackles 5 vs. Georgia State, 8/31/19

GAME-BY-GAME

2019 Opp.	U-A-T, Other
Georgia State	3-2-5
BYU	1-1-2
UTC	0-0-0
at Florida	0-0-0
Georgia	0-0-0
Miss State	0-0-0
at Alabama	DNP
S. Carolina	0-0-0
UAB	0-0-0

#51 ELIJAH SIMMONS

6-2, 340, Fr., Memphis, Tenn.

2019

- Made his Tennessee debut in win vs. Chattanooga (9/14)

HIGH SCHOOL

- One of Tennessee's top prospects and a consensus 3-star prospect out of Pearl-Cohn High School in Nashville
- 2018 Region 5-3A Defensive MVP
- Recorded 141 total tackles during his high school career, including 13 TFLs
- Helped Pearl-Cohn win a Regional Championship all four years he was in high school
- Had a 55-yard pick-six as a senior

NOTES

- Majoring in Recreation/Sport Management
- Video of him dunking a basketball and then making a full court basket went "viral" this spring
- Appeared on stage at the 2019 NFL Draft in Nashville as one of the city's top high school players.
- >> Full profile on Media Guide Page 103

#79 KUROT G GARLAND

6-3, 304, R-Fr., Conyers, Ga.

2019

- Made his first career-start in UT's win over UAB (11/2)
- Tallied one tackle versus Georgia, Mississippi State, at Alabama and against South Carolina.
- Set a new career-high with three tackles at Florida (9/21)

- Recorded a tackle in win over Chattanooga (9/14)
- Recorded his first-career tackle against BYU (9/7)

NOTES

- Majoring in Kinesiology
- Led Heritage High School with 125 total tackles and 12.5 sacks in 2017
- >> Full profile on Media Guide Page 70

CAREER STATS

Defense	GP/GS	UT	AT	TT	Sack	TFL	FF	FR	QBH	PD	Int	High Tk
2019	9/1	2	7	9	0-0	0-0	0	0	0	0	0-0	3UF
Totals	13/1	2	7	9	0-0	0-0	0	0	0	0	0-0	3UF

CAREER HIGHS

Tackles 3 vs. Florida, 9/21/19

GAME-BY-GAME

2019 Opp.	U-A-T, Other
Georgia State	0-0-0
BYU	0-1-1
UTC	1-0-1
at Florida	0-3-3
Georgia	0-1-1
Miss State	1-0-1
at Alabama	0-1-1
S. Carolina	0-1-1
UAB	0-0-0

#88 LATRELL BUMPHUS

6-3, 273, Jr., Savannah, Tenn.

2019

- Set a new career-high with four tackles, including a TFL against Mississippi State (10/12)
- Had three tackles and his first two career sacks against BYU (9/7)
- Tallied three stops against Georgia State and recovered a fumble forced by Deandre Johnson (8/31)

NOTES

- Majoring in Communication Studies
- One of two players on the team that has recorded multiple sacks in the same game, joining Darrell Taylor
- >> Full profile on Media Guide Page 59

CAREER STATS

Defense	GP/GS	UT	AT	TT	Sack	TFL	FF	FR	QBH	PD	Int	High Tk
2019	7/6	10	6	16	2-10	3.0-11	0	1	0	0	0-0	4MSU
Totals	28/5	11	6	17	2-10	4.0-14	0	1	0	0	0-0	4MSU

CAREER HIGHS

Tackles 4 vs. Mississippi State, 10/12/19

Tackles for Loss 2 vs. BYU, 9/7/19

Sacks 2 vs. BYU, 9/7/19

Fumbles Recovered 1 vs. Georgia State, 8/31/19

GAME-BY-GAME

2019 Opp.	U-A-T, Other
Georgia State	2-1-3, 1 fr
BYU	2-1-3, 2 s, 2 tfl
UTC	1-0-1
at Florida	0-2-2
Georgia	1-1-2
Miss State	4-0-4, 1 tfl
at Alabama	DNP
S. Carolina	DNP
UAB	0-1-1

#90 GREG EMERSON

6-3, 309, R-Fr., Jackson, Tenn.

2019

- Had a pair of tackles and two PBUs against UAB (11/2)
- Set a new career-high in tackles with six against No. 1 Alabama, including a tackle-for-loss and a sack (10/19)
- Made four stops in UT's win over Mississippi State, including a career-high 1.5 TFL (10/12)
- Registered three tackles vs. No. 3 Georgia (10/5)
- Had two tackles against UTC (9/14)
- Recorded his first-career sack versus BYU (9/7)
- Made first-career start in season opener against Georgia State, posting five tackles, including 0.5 TFL (8/31)

NOTES

- Majoring in University Exploratory
- >> Full profile on Media Guide Page 68

CAREER STATS

Defense	GP/GS	UT	AT	TT	Sack	TFL	FF	FR	QBH	PD	Int	High Tk
2019	9/8	9	17	26	2-8	4.0-14	0	0	0	0	0-0	5-GSU
Totals	10/8	9	17	26	2-8	4.0-14	0	0	0	0	2-0-0	5-GSU

CAREER HIGHS

Tackles 6 at Alabama, 10/19/19

Tackles for Loss 1.5 vs. Mississippi State, 10/12/19

Sacks 1 at Alabama, 10/19/19

vs. BYU, 9/7/19

Pass Breakups 2 vs. UAB, 11/2/19

GAME-BY-GAME

2019 Opp.	U-A-T, Other
Georgia State	2-3-5, 0.5 tfl
BYU	1-1-2, 1 s, 1.0 tfl
UTC	1-1-2
at Florida	0-2-2
Georgia	1-2-3
Miss State	1-3-4, 1.5 tfl
at Alabama	2-4-6, 1 s, 1 tfl
S. Carolina	0-0-0
UAB	1-1-2, 2 pbu

#93 EMMIT GOODEN

6-3, 290, Sr., Brownsville, Tenn.

2019

- Will redshirt this season after sustaining a season-ending knee injury during fall camp

2018

- Wrapped up his first season with the Vols as a valuable member of the defensive line rotation, playing in every game with one start, and recording 33 tackles, including the third-highest TFL total on the team (7.0) and one sack
- Had two tackles and a half-tackle-for-loss at Vanderbilt, making his first-career start against the Commodores (11/24)
- Totaled three tackles and a tackle for loss vs. both Charlotte and No. 11 Kentucky (11/3, 11/10)
- Had five tackles, including a TFL vs. No. 1 Alabama (10/20)
- Led UT vs. ETSU with a career-high eight tackles, three TFLs and one sack for six yards (9/8)
- Made his first appearance for Tennessee vs. West Virginia, recording two tackles in the outing (9/1)

NOTES

- Majoring in Information Sciences
- Starred in the hit Netflix series "Last Chance U" as a member of Independence Community College in 2017
- ESPN: 4-star (No. 37 overall JUCO prospect, No. 9 DE)
- 2017 Stats: 81 tackles, 6.5 TFL, one sack
- Helped Independence C.C. finish the 2017 season ranked No. 5 nationally

CAREER STATS

Defense	GP/GS	UT	AT	TT	Sack	TFL	FF	FR	QBH	PD	Int	High Tk
2018	12/0	17	16	33	1-6	7-14	0	0	0	0	0-0	8-ETSU
Totals	12/0	17	16	33	1-6	7-14	0	0	0	0	0-0	8-ETSU

CAREER HIGHS

Tackles 8 vs. ETSU, 9/8/18

Sacks 1 vs. ETSU, 9/8/18

Tackles for Loss 3 vs. ETSU, 9/8/18

GAME-BY-GAME

2018 Opp.	U-A-T, Other
vs. West Virginia	1-1-2
ETSU	3-5-8, 1-6 s, 3-8 tfl
UTEP	1-1-2, 1-1 tfl
Florida	1-1-2
at Georgia	0-0-0
at Auburn	1-0-1
Alabama	2-3-5, 1-2 tfl
at S. Carolina	0-0-0
Charlotte	2-1-3, 1-1 tfl
Kentucky	2-1-3, 0.5-2 tfl
Missouri	4-1-5
at Vanderbilt	0-2-2, .5 tfl

#94 MATTHEW BUTLER

6-4, 285, Jr., Raleigh, N.C.

CAREER HONORS

- Member of 2018-19 VOLeaders Academy Class
- 2017-18 First-Year SEC Academic Honor Roll

2019

- Developing into the rotation on the defensive line with two starts at defensive end this season.
- Notched his third five-tackle performance at No. 1 Alabama while posting a half-tackle-for-loss (10/19)
- Made his first-career start at home against Mississippi State, recording three tackles, a TFL and a sack (10/12)
- Tied a career-high in tackles with five vs. Georgia (10/5)
- Set a career-high with five stops against Florida (9/21)
- Tied his career-high in tackles with four against Chattanooga (9/14)
- Picked up his first tackle of the season against BYU (9/7)
- Made his season debut versus Georgia State (8/31)

NOTES

- Majoring in Political Science
 - Was selected for the VOLeaders program where he led several community service efforts and traveled to Rwanda
 - Made his first tackle, a three-yard TFL, as a Vol in his first collegiate appearance on Sept. 9, 2017 vs. Indiana State
- >> Full profile on Media Guide Page 60

CAREER STATS

Defense	GP/GS	UT	AT	TT	Sack	TFL	FF	FR	PD	Int	High Tk
2017	8/0	2	2	4	0	0.5-2	0	0	0	0	2-MIZ
2018	9/0	2	11	13	0	1-2	0	0	0	0	4-UF
2019	9/2	12	14	26	1-6	1.5-8	0	0	0	0	5(3x)
Totals	26/2	16	25	41	1-6	3.0-12	0	0	0	0	5(3x)

CAREER HIGHS

Tackles	5 (3x), last at Alabama 10/19/19
Tackles For Loss	1 (2x), last vs. Mississippi State, 10/12/19
Sacks	1 vs. Mississippi State, 10/12/19

GAME-BY-GAME

2017 Opp.	U-A-T, Other	2018 Opp.	U-A-T, Other
Indiana State	1-0-1, 0.5-2 tfl vs. West Virginia DNP		
Georgia	1-0-1	ETSU	0-1-1
South Carolina	0-0-0	UTEP	0-0-0
at Alabama	0-0-0	Florida	1-3-4
Southern Miss.	0-0-0	at Georgia	0-0-0
at Missouri	1-1-2	at Auburn	0-0-0
LSU	0-0-0	Alabama	0-2-2, 0.5-1 tfl
Vanderbilt	0-0-0	at S. Carolina	DNP
		Charlotte	DNP
		Kentucky	0-1-1
		Missouri	1-1-2
		Vanderbilt	0-3-3, 0.5-1 tfl
2019 Opp.	U-A-T, Other		
Georgia State	0-0-0		
BYU	1-0-1		
UTC	3-1-4		
at Florida	4-1-5		
Georgia	2-3-5		
Miss State	1-2-3, 1 tfl, 1 s		
at Alabama	1-4-5, .5 tfl		
S. Carolina	0-0-0		
UAB	0-2-2		

#97 DAREL MIDDLETON

6-7, 311, Jr., Knoxville, Tenn.

2019

- Made one tackle and recorded first-career forced fumble in win over UAB (11/2)
- Made second-career start vs. South Carolina (10/26)
- Tied his career-high with four stops at Alabama, including a TFL (10/19)
- Recorded his first-career sack against Mississippi State while making three stops (10/12)
- Set a new career-high with four tackles vs. Georgia (10/5)
- Tied a career high with three tackles at Florida (9/21)
- Made his first-career start and UT debut in season-opener vs. Georgia State, posting three tackles (8/31)

JUCO - EAST MISSISSIPPI (2017-18)

- ESPN JC 50 Recruit (46)
- Recorded 29 tackles, including 7.0 TFLs for the Lions in 2018
- Helped lead EMCC to an undefeated season and the NJCAA National Championship

- Member of the Lions' defense that led the NJCAA in scoring defense (11.2 points per game)

NOTES

- Majoring in Communication Studies
 - A local product who played for Oak Ridge High School
- >> Full profile on Media Guide Page 102

CAREER STATS

Defense	GP/GS	UT	AT	TT	Sack	TFL	FF	FR	QBH	PD	Int	High Tk
2019	9/3	10	8	18	1-5	2.0-6	1	0	1	0	0-0	4-UGA
Totals	9/3	10	8	18	1-5	2.0-6	1	0	1	0	0-0	4-UGA

CAREER HIGHS

Tackles	4 (2x) at Alabama, 10/19/19 vs. Georgia, 10/5/19
Tackles For Loss	1 (2x) at Alabama, 10/19/19 vs. Mississippi State, 10/12/19
Sacks	1 vs. Mississippi State, 10/12/19
Forced Fumbles	1 vs. UAB, 11/2/19

GAME-BY-GAME

2019 Opp.	U-A-T, Other
Georgia State	1-2-3
BYU	0-0-0
UTC	0-0-0, 1 qbh
at Florida	2-1-3
Georgia	2-2-4
Miss State	2-1-3, 1 s, 1 tfl
at Alabama	2-2-4, 1 tfl
S. Carolina	0-0-0
UAB	1-0-1, 1 ff

#98 AUBREY SOLOMON

6-5, 299, Jr., Leesburg, Ga.

2019

- Made four tackles against UAB, including a tackle-for-loss, and notched his second-career sack while recovering the first fumble of his career in the second quarter versus the Blazers (11/2)
- Made his fifth start of the season and had two tackles against South Carolina (10/26)
- Made first-career sack in win over Mississippi State (10/12)
- Had two tackles and a TFL at Florida (9/21)
- Posted two stops against Chattanooga (9/14)
- Earned his first-career start as a Vol in season opener against Georgia State, totaling six tackles and a QBH versus the Panthers (8/31)

MICHIGAN (2017-18)

- Totaled 24 tackles and two TFLs over 18 games
- Appeared in all 13 games as a true freshman where he tallied 18 tackles and two TFLs

NOTES

- Majoring in Psychology
 - 4-star prospect and the No. 2 player in Georgia out of Lee County HS
 - Earned ALL-USA Georgia First Team honors as a senior
 - Earned MaxPreps All-America honors
 - Played in the 2017 U.S. Army All-American Bowl
- >> Full profile on Media Guide Page 104

CAREER STATS

Defense	GP/GS	UT	AT	TT	Sack	TFL	FF	FR	QBH	PD	Int	High Tk
2019	9/6	7	16	23	2-11	3.0-13	0	1	1	0	0-0	6-GSU
Totals	9/6	7	16	23	2-11	3.0-13	0	1	1	0	0-0	6-GSU

CAREER HIGHS

Tackles	6 vs. Georgia State, 8/31/19
Tackles For Loss	1 (3x), last vs. UAB, 11/2/19
Sacks	1 (2x), last vs. UAB, 11/2/19
Fumbles Recovered	1 vs. UAB, 11/2/19

GAME-BY-GAME

2019 Opp.	U-A-T, Other
Georgia State	1-5-6, 1 qbh
BYU	0-2-2
UTC	0-2-2
at Florida	1-1-2, 1 tfl
Georgia	0-1-1
Miss State	1-0-1, 1 s, 1 tfl
at Alabama	1-2-3
S. Carolina	1-1-2
UAB	2-2-4, 1 s, 1 tfl, 1 fr

#99 JOHN MINCEY

6-3, 271, So., Homerville, Ga.

2019

- Recorded two tackles in win over Chattanooga (9/14)

2018

- Played in five games as a true freshman, recording five tackles and a sack
- Made three stops against Charlotte (11/3), including his first-career sack

NOTES

- Majoring in University Exploratory
 - Named to AJC Class A All-State team in 2017
 - Named to Georgia Sports Writers Association Class A All-State First Team Defense in 2017
- >> Full profile on Media Guide Page 83

CAREER STATS

Defense	GP/GS	UT	AT	TT	Sack	TFL	FF	FR	QBH	Int	High Tk
2018	5/0	2	3	5	1-3	1-3	0	0	0	0	3-Char
2019	6/0	1	3	4	0-0	0-0	0	0	0	0	2-UTC
Totals	10/0	3	6	9	1-3	1-3	0	0	0	0-0	3-Char

CAREER HIGHS

Tackles	3 vs. Charlotte, 11/3/18
Tackles For Loss	1 vs. Charlotte, 11/3/18
Sacks	1 vs. Charlotte, 11/3/18

GAME-BY-GAME

2019 Opp.	U-A-T, Other
Georgia State	0-0-0
BYU	0-0-0
UTC	1-1-2
at Florida	DNP
Georgia	DNP
Miss State	DNP
at Alabama	0-1-1
S. Carolina	0-1-1
UAB	0-0-0

LINEBACKERS

#6 J.J. PETERSON

6-2, 233, R-Fr., Moultrie, Ga.

2019

- Recorded three stops in Tennessee's win over UAB (11/2)
- Set career-high with five tackles at No. 1 Alabama (10/19)
- Made first tackle of the season in win vs. UTC (9/14)
- Played in season opener against Georgia State (8/31)

2018

- Redshirted after playing in four games and recording a tackle against Alabama

NOTES

- Majoring in University Exploratory
 - 4-star prospect and top 10 recruit in Georgia out of Colquitt County HS
 - Selected for the 2017 U.S. Army All-American Bowl
 - Named All-USA Georgia First Team by USA Today
 - Named to the Atlanta Journal Constitution Class 7A All-State second team
- >> Full profile on Media Guide Page 86

CAREER STATS

Defense	GP/GS	UT	AT	TT	Sack	TFL	FF	FR	QBH	Int	High Tk
2018	4/0	0	1	1	0-0	0-0	0	0	0	0	1-Bama
2019	9/0	3	6	9	0-0	0-0	0	0	1	0	5-Bama
Totals	13/0	3	7	10	0-0	0-0	0	0	1	0-0	5-Bama

CAREER HIGHS

Tackles	5 at Alabama, 10/19/19
----------------	------------------------

GAME-BY-GAME

2019 Opp.	U-A-T, Other
Georgia State	0-0-0
BYU	0-0-0
UTC	0-1-1, 1 qbh
at Florida	0-0-0
Georgia	0-0-0
Miss State	0-0-0
at Alabama	1-4-5
S. Carolina	0-0-0
UAB	2-1-3

#11 HENRY TO'O TO'O

6-2, 232, Fr., Sacramento, Calif.

CAREER HONORS

- 2019 ESPN Preseason Freshman All-America Team
- 2019 FWAA Freshman All-America Midseason Watch List
- 2019 FWAA Freshman All-America Team Watch List
- The Athletic Midseason Freshman All-America Team
- PFF College National Team of the Week - 2nd team (11/3)

2019

- Made five tackles in the Vols' win over UAB (11/2)
- Matched his career-best with eight tackles against South Carolina, helping lead a defensive effort that shutout the Gamecocks in the second half (10/26)
- Totaled seven tackles versus Georgia (10/5)
- Tied his career-high with eight tackles vs. Florida while registering two QBH and a fumble recovery (9/21)
- Had a pass breakup, two tackles and a tackle for loss in win over Chattanooga (9/14)
- Had eight tackles against BYU (9/7)
- Made his debut at home against Georgia State, also marking his first-career start as a true freshman (8/31)
- Team-high seven tackles in opener vs. Ga. State (8/31)
- First freshman to lead the team in tackles in a season opener since 1996 when Dwayne Goodrich led the Vols' defense in tackles against UNLV
- Became the first true freshman to start at linebacker in the season opener since A.J. Johnson and Curt Maggitt did so in 2011 against Montana

HIGH SCHOOL

- National Top 50 recruit and one of the top five linebacker prospects in the country coming out of national powerhouse De La Salle High School in Concord, Calif.
- 2018 First-Team MaxPreps All-American
- Earned USA Today All-USA California Team honors

NOTES

- Majoring in Arts & Sciences
 - Has seven siblings
- >> Full profile on Media Guide Page 104

CAREER STATS

Defense	GP/GS	UT	AT	TT	Sack	TFL	FF	FR	QBH	PD	Int	High Tk
2019	9/8	21	27	48	0-0	2.5-7	0	1	2	1	0-0	8(2x)
Totals	9/8	21	27	48	0-0	2.5-7	0	1	2	1	0-0	8(2x)

CAREER HIGHS

Tackles	8 (3x), last vs. S. Carolina, 10/26/19
Tackles for Loss	1.0 (2x), last vs. UTC, 9/14/19
Fumbles Recovered	1 at Florida, 9/21/19
Passes Defended	1 vs. Chattanooga, 9/14/19

GAME-BY-GAME

2019 Opp.	U-A-T, Other
Georgia State	4-3-7, 0.5 tfl
BYU	2-6-8, 1.0 tfl
UTC	1-1-2, 1 tfl, 1 pbu
at Florida	4-4-8, 1 fr, 2 qbh
Georgia	2-5-7
Miss State	1-1-2
at Alabama	1-0-1
S. Carolina	3-5-8
UAB	3-2-5

#13 DEANDRE JOHNSON

6-3, 246, Jr., Miami, Fla.

2019

- Had two tackles, one sack, one PBU and one QBH vs. South Carolina (10/26)
- Made a season-high three tackles and had a QBH versus Chattanooga (9/14)
- Recorded two tackles, registered one sack, two TFL and a forced fumble against Georgia State (8/31)

NOTES

- Majoring in Communication Studies
 - Played in six games as a true freshman in 2017, recording four tackles, including two tackles for loss and a sack, and forced two fumbles
 - Majoring in communication studies
- >> Full profile on Media Guide Page 78

CAREER STATS

Defense	GP/GS	UT	AT	TT	Sack	TFL	FF	FR	QBH	Int	High Tk
2017	6/0	2	2	4	1-0	2-20	2	0	0	0-0	3-15
2018	12/1	8	5	13	2-16	3-18	0	0	1	0	4-AU
2019	9/2	4	7	1	2-12	3-14	1	0	3	0	3-UTC
Totals	27/3	14	14	28	5-38	8-52	3	0	4	0-0	4-AU

CAREER HIGHS

Tackles	4 at Auburn, 10/13/18
Tackles For Loss	2 (2x), last vs. Georgia State 8/31/19
Sacks	1 (5x), last vs. S. Carolina 10/26/19
Forced Fumbles	2 vs. Indiana State, 9/9/17

GAME-BY-GAME

2017 Opp.	U-A-T, Other	2018 Opp.	U-A-T, Other
Indiana State	2-1-3, 1 s, 2-20 tfl, 2 FF	vs. West Virginia	0-0-0
at Florida	0-0-0	ETSU	0-0-0
UMass	0-0-0	UTEP	1-0-1, 1-2 tfl
Georgia	0-0-0	Florida	0-0-0
at Alabama	0-1-1	at Georgia	0-0-0
Southern Miss	0-0-0	at Auburn 2-2-4, 1-7 s, 1-7 tfl, 1 qbh	0-0-0
		Alabama	2-0-2
		at S. Carolina	0-0-0
		Charlotte	0-1-1
		Kentucky 2-0-2, 1-9 s, 1-9 tfl	0-0-0
		Missouri	0-1-1
		at Vanderbilt	1-1-2

2019 Opp.

U-A-T, Other
Georgia State 2-0-2, 1 s, 2 tfl, 1 ff
BYU 0-0-0
UTC 0-3-3, 1 qbh
at Florida 1-1-2, 1 qbh
Georgia 0-0-0
Miss State 0-0-0
at Alabama 0-2-2
S. Carolina 1-1-2, 1 s, 1 tfl, 1 qbh, 1 pbu
UAB 0-0-0

#19 DARRELL TAYLOR

6-4, 255, R-Sr., Hopewell, Va.

CAREER HONORS

- 2019 Preseason All-SEC Third Team (Coaches)
- 2019 Chuck Bednarik Award Preseason Watch List
- 2019 Bronko Nagurski Trophy Preseason Ward List
- 2019 Butkus Award Preseason Watch List
- 2019 Phil Steele Preseason All-America Fourth Team
- PFF College National Team of the Week (10/27/19)
- PFF College SEC Defensive Team of the Week (10/18/19)
- PFF College SEC Defensive Team of the Week (10/14/19)
- 2018 Tennessee Team MVP
- Bednarik National Player of the Week (11/13/18)
- PFF College SEC Defensive Team of the Week (11/13/18)
- TSWA Defensive Player of the Week (11/13/18)
- SEC Defensive Player of the Week (11/12/18)
- Walter Camp National Defensive Player of the Week (11/11/18)
- PFF College National & SEC Team of the Week (11/7/17)

2019

- One of college football's most disruptive defenders, he has 17 sacks, 23.5 TFLs, six forced fumbles and four fumble recoveries over his 39-game career
- Picked up his sixth sack of the season in a 30-7 win over UAB (11/2)
- Captured his fifth multi-sack game of his career by totaling two sacks and adding four tackles and two PBUs against South Carolina (10/26), leading a defense that shutout the Gamecocks in the second half
- Made five tackles, two sacks and forced a fumble in win over Mississippi State (10/12)
- Had six tackles and a QBH at Florida (9/21)
- Recovered a fumble against Chattanooga (9/14)
- Registered eight stops and a sack to go along with a QBH against BYU (9/7)

2018

- Proved to be one of the SEC's most dangerous pass rushers in 2018, leading Tennessee with eight sacks and 11.0 TFLs, while starting nine games and appearing in all 12 contests
- Had three games with three or more TFLs and two games with three or more sacks - tied for most in the nation
- Named Tennessee's Team MVP in a vote by teammates and a permanent captain for 2018 at the year-end banquet
- His 8.0 sacks in league play ranked second behind Kentucky's Josh Allen (10.0)
- Also forced three fumbles - fourth in the SEC in all games - and tied for first in the SEC with two fumble recoveries
- Became just the third player in Tennessee history with four sacks in a game after logging four against the

No. 11-ranked Wildcats on Nov. 10. He also recorded a season-high seven tackles in the outing vs. Kentucky en route several National Defensive Player of the Week honors and SEC Defensive Player of the Week accolades

- Recorded three sacks and a career-high two forced fumbles at No. 2 Georgia on Sept. 29 en route to becoming the first Vol to record three sacks in a game since Derek Barnett did so at South Carolina in 2016

NOTES

- Majoring in Communication Studies
- Represented UT at SEC Media Days in 2019
- Made first-career start and made a career-high 12 tackles in 2017 season-opening win over Georgia Tech in Chick-fil-A Kickoff Game (9/4/17)
- Majoring in Communications and on track to graduate in December.

>> Full profile on Media Guide Page 91

CAREER STATS

Defense	GP/GS	UT	AT	TT	Sack	TFL	FF	FR	QBH	PD	Int	High Tk
2015												
												DNP - REDSHIRT
2016	8/0	6	3	9	0-0	1-1	0	0	3	1	0	3-TTU
2017	10/7	14	13	27	3-29	4.5-31	2	1	5	2	0	12-GT
2018	12/7	27	9	36	8-54	11-59	3	2	3	0	0	7-UK
2019	9/9	22	11	33	6-32	7-36	1	1	3	4	0	8-BYU
Totals	39/23	69	36	105	17-115	23.5-127	6	4	14	7	0	12-GT

CAREER HIGHS

Tackles	12 vs. Georgia Tech, 9/4/17
Tackles for Loss	4 vs. Kentucky, 11/10/18
Quarterback Hurries	3 vs. Tennessee Tech, 11/5/16
Sacks	4 vs. Kentucky, 11/10/18
Fumbles Forced	2 at Georgia, 9/29/18
Fumbles Recovered	1 (2x), last at Auburn, 10/13/18

GAME-BY-GAME

2017 Opp.	U-A-T, Other	2018 Opp.	U-A-T, Other
vs. Georgia Tech	6-6-12	vs. West Virginia	1-0-1
Indiana State	0-2-2, 0.5-1 tfl, 1 pd	ETSU	1-0-1, 1-1 tfl
at Florida	1-1-2, 1-15 s, 1 fr, 1 qbh	UTEP	0-1-1, 2 qbh
UMass	2-0-2, 1-1 tfl	Florida	1-1-2
Georgia	2-0-2, 1 ff	at UGA	6-0-6, 3-15 s, 2-15 tfl, 2 ff
South Carolina	DNP	at Auburn	1-4-5, 1 fr
at Alabama	DNP	Alabama	0-0-0
at Kentucky	0-0-0, 1 qbh	at S. Carolina	1-0-1
S. Miss	3-4, 2-14 tfl, 2 s, 1 fr, 1 qbh, 1 pbu	Charlotte	2-2-4, 1-1 tfl
at Missouri	0-0-0	Kentucky	6-1-7, 4-31 s, 1 fr, 1 fr
LSU	0-2-2, 1 QBH	Missouri	2-0-2
Vanderbilt	0-1-1, 1 QBH	at Vanderbilt	6-0-6, 3-11 tfl, 1-8 s

2019 Opp.

U-A-T, Other
Georgia State 2-0-2, 1 qbh
BYU 3-5-8, 1 s, 1 tfl, 1 qbh
UTC 0-0-0, 1 fr
at Florida 4-2-6, 1 qbh
Georgia 2-1-3, 1 tfl, 1 pbu
Miss State 4-1-5, 2 s, 2 tfl, 1 ff
at Alabama 2-1-3
S. Carolina 3-1-4, 2 s, 2 tfl, 2 pbu
UAB 2-0-2, 1 s, 1 tfl

#27 QUAVARIS CROUCH

6-1, 246, Fr., Charlotte, N.C.

2019

- Versatile true freshman who has played outside linebacker and middle linebacker, and also lines up at running back in some short-yardage packages
- Earned his first-career start and notched his fourth-consecutive four-tackle game on the road at No. 1 Alabama while recording a QBH and a half a TFL (10/19)
- Tied career high with four tackles in win over Mississippi State (10/12)
- Tied his career high with four tackles vs. Georgia (10/5)
- Had a career-high four tackles at Florida (9/21)
- Recorded the first tackles of his career against Chattanooga, finishing the game with three (9/14)
- Had two QBH and a pass defended against BYU (9/7)
- The true freshman made his Tennessee debut at home against Georgia State in the Vols' season opener (8/31)

HIGH SCHOOL

- North Carolina's top prospect and a 4-star recruit
- Selected to play in the 2019 All-American Bowl
- 2017 North Carolina Gatorade Player of the Year
- Three-time Class AAA All-State selection
- 2017 Charlotte Observer Player of the Year

- Rushed for 3,246 yards and 33 touchdowns while also racking up 48 tackles and 14 sacks as a junior in 2017
- Helped lead Harding to a state championship in 2017, the school's first state title since the 1950s

NOTES

- Majoring in Business Administration
- Also used as a running back in short-yardage situations
- Enrolled at Tennessee in January and participated in spring practices

>> Full profile on Media Guide Page 98

CAREER STATS

Defense	GP/GS	UT	AT	TT	Sack	TFL	FF	FR	QBH	PD	Int	High Tk
2019	9/1	8	14	22	0-0	0.5-1	0	0	4	2	0-0	4(4x)
Totals	9/1	8	14	22	0-0	0.5-1	0	0	4	2	0-0	4(4x)

Rushing	GP/GS	No	Yds	Avg	Per/G	TD	Long	High Yd
2019	9/1	4	8	2.0	0.9	0	4-UF	4-UF

CAREER HIGHS

Tackles	4 (4x), last at Alabama, (10/19/19)
Tackles for Loss	0.5 at Alabama, (10/19/19)
Passes Defended	1 (2x), last vs. UTC, 9/7/19
Rushes	2 vs. UAB, 11/2/19
Rushing Yards	4 at Florida, 9/21/19

GAME-BY-GAME

2019 Opp.	U-A-T, Other
Georgia State	0-0-0
BYU	0-0-0, 2 qbh, 1 pbu
UTC	2-1-3, 1 pbu
at Florida	1-3-4, 1 qbh
Georgia	2-2-4
Miss State	0-4-4
at Alabama	2-2-4, .5 tfl, 1 qbh
S. Carolina	0-1-1
UAB	1-1-2

2019 Opp.	Rush-Yds-TD-Lg
at Florida	1-4-0-4
at Alabama	1-1-0-1
UAB	2-3-0-2

#30 ROMAN HARRISON

6-2, 234, Fr., Bainbridge, Ga.

2019

- Had one tackle in win over UAB (11/2)
- Earned the first tackles of his Tennessee career in the Vols' win over UTC, tallying four stops (9/14)
- Made his Tennessee debut against BYU, recording a QBH against the Cougars (9/7)

HIGH SCHOOL

- 4-star prospect who led Bainbridge HS to the 2018 Class 5A Georgia State Championship
- 2018 Georgia Class 5A Defensive Player of the Year and a 2017 and 2018 All-Region 1-5A first-team selection
- Totaled 188 tackles, 50 TFLs, 21 sacks and forced three fumbles during prep career
- As a senior, had 89 tackles, 31 tackles for loss, 17 quarterback hurries and 8.5 sacks
- Blocked a field goal as time expired in regulation during Bainbridge's 47-41, three-overtime victory over Warner Robins in the state title game

NOTES

- Majoring in Psychology
- >> Full profile on Media Guide Page 100

#35 DANIEL BITULI

6-3, 252, Sr., Nashville, Tenn.

CAREER

- College Sports Madness National Defensive Player of the Week (10/28/19)
- SEC Co-Defensive Player of the Week (10/28/19)
- PFF College National Team of the Week (10/27/19)
- PFF College SEC Defensive Team of the Week (10/28/19)
- PFF College SEC Defensive Team of the Week (10/30/18)
- PFF College SEC Defensive Team of the Week (10/16/18)
- PFF College SEC Defensive Team of the Week (9/19/18)

2019

- Vols' quarterback of the defense from his middle linebacker position where he has led the team in tackles in 2017 (90) and 2018 (79)
- Had a monster 15-tackle effort against South Carolina, adding a punt block that he scored a touchdown on to lead a defensive effort that shutout the Gamecocks in the second half (10/26)
- Led the team with seven stops in Tennessee's win over Mississippi State (10/12)
- Was disruptive against Florida with six tackles, two TFL, two sacks and a forced fumble (9/21)
- Made season debut against Chattanooga, recording two tackles (9/14)
- Missed first two games with an injury

2018

- Led Tennessee in tackles for the second straight season, finishing with 79 stops in 2018 while appearing in all 12 games with 10 starts at inside linebacker
- Ranked third on the Vols with 6.5 TFLs and added one sack and one pass breakup in his third season with the Big Orange

NOTES

- Majoring in Communication Studies
 - Represented UT at SEC Media Days in 2019
 - Led Vols with 90 tackles in 2017
 - Finished ninth in the SEC in tackles per game (7.5) in 2017
 - Posted a career-high 23 tackles vs. Georgia Tech (9/4/17), the most by any Power 5 player in 2017
 - Moved to the United States from the Congo with his parents, Nikki & Patrice Bituli, when he was 3 years old
- >> Full profile on Media Guide Page 56

CAREER STATS

Defense	GP/GS	UT	AT	TT	Sack	TFL	FF	FR	PD	Int	High Tk
2016	9/0	7	2	9	0-0	0-0	0	0	0	0	5-VU
2017	12/8	42	48	90	0-0	3-6	1	0	3	1-97-1	23-GT
2018	12/10	39	40	79	1-5	6.5-18	0	0	1	0	13-CHA
2019	7/7	24	19	43	2-0-9	3-10	1	0	2	0	15-SC
Totals	40/25	112	109	221	3-14	12.5-34	2	0	6	1-97-1	23-GT

CAREER HIGHS

Tackles	23 vs. Georgia Tech, 9/4/17
Tackles for Loss	2.5 vs. Kentucky, 11/10/18
Fumbles Forced	1 vs. Georgia Tech, 9/4/17 1 at Florida, 9/21/19
Interceptions	1 at Alabama, 10/21/17
INT Returned For TD	1 (97-yard return) at Alabama, 10/21/17
Sacks	2 vs. Florida, 9/21/19

GAME-BY-GAME

2017 Opp.	U-A-T, Other	2018 Opp.	U-A-T, Other
vs. Georgia Tech	10-13-23, 1 ff	vs. West Virginia	1-4-5, 1-5 tfl
Indiana State	3-2-5, 1 tfl	ETSU	1-2-3
at Florida	2-3-5, 0.5-2 tfl	UTEP	3-3-6, 1-5 s, 1-5 tfl
UMass	3-2-5	Florida	1-3-4
Georgia	3-5-8	at Georgia	2-6-8
South Carolina	2-0-2	at Auburn	3-2-5, 0.5-1 tfl
at Alabama	3-6-9, 1 int, 1 td, 1 qbh	Alabama	5-3-8, 0.5-0 tfl
at Kentucky	1-1-2, 1 pbu	at S. Carolina	3-2-5
Southern Miss	1-3-4, 1 pbu	Charlotte	6-7-13, 1-3 tfl
at Missouri	3-4-7, 0.5-2 tfl	Kentucky	6-2-8, 2.5-4 tfl
LSU	4-4-8, 1-1 tfl	Missouri	3-2-5, 1 pbu
Vanderbilt	7-5-12	at Vanderbilt	5-4-9

2019 Opp.	U-A-T, Other
Georgia State	DNP
BYU	DNP
UTC	2-0-2, 1 qbh, 1 pbu
at Florida	5-3-8, 2 tfl, 2 s, 1 ff
Georgia	2-4-6
Miss State	2-5-7
at Alabama	2-2-4
S. Carolina	11-4-15, 1 tfl, 1 pbu, 1 qbh
UAB	0-1-1

#95 KIVON BENNETT

6-2, 248, R-So., Fort Lauderdale, Fla.

CAREER

- PFF College SEC Defensive Team of the Week (10/28/19)

2019

- Totaled three tackles and three quarterback hurries versus South Carolina (10/26)

- Set a career-high in tackles with five against No. 1 Alabama, including a TFL (10/19)
- Notched his first-career sack vs. Mississippi State (10/12)
- Earned his first-career start against BYU, setting a new career-high with four tackles and a QBH (9/7)
- Recorded a career-high three tackles in season opener versus Georgia State, including one TFL (8/31)

2018

- Saw action in four games before redshirting

NOTES

- Majoring in Recreation/Sport Management
- Father, Cornelius was the No. 2 overall draft pick by the Indianapolis Colts and starred at linebacker in the NFL from 1987-2000

>> Full profile on Media Guide Page 56

CAREER STATS

Defense	GP/GS	UT	AT	TT	Sack	TFL	FF	FR	QBH	Int	High Tk
2017	5/0	1	0	1	0-0	0-0	0	0	0	0	1-MIZ
2018	4/0	1	1	2	0-0	0-0	0	0	0	0	1(2x)
2019	9/1	6	10	16	1-7	3-12	0	0	5	0	5-Bama
Totals	18/1	8	11	19	1-7	3-12	0	0	5	0	5-Bama

CAREER HIGHS

Tackles	5 at Alabama, 10/19/19
Tackles for Loss	1 (3x), last at Alabama, 10/19/19
Sacks	1 vs. Mississippi State, 10/12/19

GAME-BY-GAME

2017 Opp.	U-A-T, Other	2018 Opp.	U-A-T, Other
Georgia Tech	DNP	vs. West Virginia	0-0-0
Indiana State	0-0-0	ETSU	DNP
at Florida	DNP	UTEP	DNP
UMass	DNP	Florida	DNP
Georgia	DNP	at Georgia	DNP
South Carolina	DNP	at Auburn	DNP
at Alabama	0-0-0	Alabama	0-0-0
at Kentucky	DNP	at S. Carolina	DNP
Southern Miss	DNP	Charlotte	DNP
at Missouri	1-0-1	Kentucky	1-0-1
LSU	DNP	Missouri	0-1-1
Vanderbilt	0-0-0	at Vanderbilt	DNP

2019 Opp.	U-A-T, Other
Georgia State	2-1-3, 1 tfl
BYU	1-3-4, 2 qbh
UTC	0-0-0
at Florida	0-0-0
Georgia	0-0-0
Miss State	1-0-1, 1s, 1 tfl
at Alabama	1-4-5, 1 tfl
S. Carolina	1-2-3, 3 qbh
UAB	0-0-0, 1 pbu

DEFENSIVE BACKS

#2 ALONTAE TAYLOR

6-0, 193, So., Manchester, Tenn.

2019

- Valuable cornerback who has 10 starts in his career, including two in 2019
- Made four stops versus South Carolina (10/26)
- Made five stops against Mississippi State, including a half tackle-for-loss (10/12)
- Posted three tackles vs. No. 3 Georgia (10/5)
- Recorded his first-career interception at Florida (9/21)
- Registered two stops versus Chattanooga (9/14)
- Made two tackles and had a PBU against BYU (9/7)
- Posted three stops in UT's season opener against Georgia State (8/31)

2018

- Became Tennessee's first true freshman defensive back to start a season opener since Cameron Sutton in 2013 against West Virginia

NOTES

- Majoring in Communication Studies
 - ESPN: 4-star (No. 46 overall prospect, No. 6 WR, No. 2 prospect in Tennessee)
 - 2018 Under Armour All-American who totaled 8,225 yards of total offense during his four-year career at Coffee County Central High School
- >> Full profile on Media Guide Page 90

CAREER STATS

Defense	GP/GS	UT	AT	TT	Sack	TFL	FF	FR	PD	BLK	Int	High Tk
2018	11/8	24	12	36	0-0	1-2	2	0	2	1	0	7-2x
2019	9/2	14	7	21	0-0	0.5-1	0	0	2	0	1	3-GSU
Totals	20/11	42	19	61	0-0	1.5-3	2	0	4	1	1	7-AU/MIZ

CAREER HIGHS

Tackles	7 (2x), last vs. Missouri, 11/17/18
Tackles for Loss	1 vs. Florida, 9/22/18
Passed Defended	1 (4x), last vs. BYU, 9/7/19
Interceptions	1 vs. Florida, 9/21/19
Forced Fumbles	1 (2x), last at Auburn, 10/13/18
Blocked Punts	1 vs. West Virginia, 9/1/18

CAREER GAME-BY-GAME

2018 Opp.	U-A-T, Other	2019 Opp.	U-A-T, Other
vs. West Virginia	3-1-4, 1 blk	Georgia State	2-1-3, 1 pbu
ETSU	1-0-1, 1 pbu	BYU	1-1-2, 1 pbu
UTEP	1-0-1	UTC	1-1-2
Florida	2-2-4, 1-2 tfl, 1 ff	at Florida	0-0-0, 1 int
at Georgia	3-1-4	Georgia	3-0-3
at Auburn	2-5-7, 1 ff, 1 td*	Miss State	2-3-5, 0.5 tfl
Alabama	0-1-1	at Alabama	1-1-2
at S. Carolina	3-0-3, 1 pbu	S. Carolina	4-0-4
Charlotte	2-0-2	UAB	0-0-0
Kentucky	2-0-2		
Missouri	5-2-7		
at Vanderbilt	4-0-4		

*continuation of Darrell Taylor's fumble recovery which resulted in a TD

#4 WARREN BURRELL

6-0, 176, Fr., Suwanee, Ga.

CAREER HONORS

- 2019 FWAA Freshman All-America Team Watch List

2019

- Had a new career-high four tackles against BYU (9/7)
- Started for the Vols in his first-ever game in a Tennessee uniform vs. Georgia State, making three stops (8/31)

HIGH SCHOOL

- Listed as a 4-star recruit by Rivals and one of the top 30 prospects in Georgia
- 2018 Georgia Preseason Class 7A All-State selection
- Had 61 tackles, seven interceptions, 11 PBUs and two blocked kicks as a junior
- Unanimous Georgia Class 7A All-State selection in 2017
- Led North Gwinnett to a 14-1 record and th Georgia Class 7A State Championship in 2017

NOTES

- Majoring in Marketing
- >> Full profile on Media Guide Page 98

CAREER STATS

Defense	GP/GS	UT	AT	TT	Sack	TFL	FF	FR	QBH	PD	Int	High Tk
2019	7/4	4	7	11	0-0	0-0	0	0	0	0	0-0	4-BYU
Totals	7/4	4	7	11	0-0	0-0	0	0	0	0	0-0	4-BYU

CAREER HIGHS

Tackles	4 vs. BYU, 9/7/19
----------------	-------------------

GAME-BY-GAME

2019 Opp.	U-A-T, Other
Georgia State	2-1-3
BYU	2-2-4
UTC	0-1-1
at Florida	0-2-2
Georgia	DNP
Miss State	DNP
at Alabama	0-1-1
S. Carolina	0-0-0
UAB	1-0-1

#12 SHAWN SHAMBURGER

5-11, 187, Jr., Mobile, Ala.

2019

- Tennessee's starter at the STAR nickel back position
- Recorded his second sack of the year in Tennessee's win over UAB, while adding three tackles and a TFL (11/2)
- Totaled three tackles and a career-best two pass breakups versus South Carolina (10/26)
- Notched five stops, including a TFL against No. 3 Georgia (10/5)

- Picked up a season-high seven tackles versus BYU (9/7)
- Had six tackles in the game against Georgia State, including one TFL, and a sack (8/31)

NOTES

- Majoring in Communication Studies
- Led the Vols with 12 tackles, including a sack, at No. 1 Alabama in his first-career start (cornerback) (10/21/17)
- >> Full profile on Media Guide Page 88

CAREER STATS

Defense	GP/GS	UT	AT	TT	Sack	TFL	FF	FR	PD	Int	High Tk
2017	11/1	14	5	19	1-1	1-1	0	0	0	0	12-AL
2018	11/2	6	5	11	0-0	0-0	0	0	2	0	3-AU
2019	9/8	21	15	36	2-21	2-14	0	0	2	0	7-BYU
Totals	31/9	41	25	66	3-22	4-24	0	0	4	0	12-AL

Kick Returns	GP/GS	No	Yds	Avg	Per/G	TD	Long	High Yd
2017								No Attempts
2018	1/0	2	42	21.0	4.7	0	23-UF	42-UF
Totals	1/0	2	42	21.0	2.1	0	23-UF	42-UF

CAREER HIGHS

Tackles	12 at Alabama, 10/21/17
Tackles For Loss	1 (4x), last vs. UAB, 11/2/19
Sacks	1 (3x), last vs. UAB, 11/2/19
Passes Defended	2 vs. South Carolina, 10/26/19
Kick Returns	2 vs. Florida, 9/22/18
Long Kick Return	23 vs. Florida, 9/22/18
Most Kick Return Yardage	42 vs. Florida, 9/22/18

CAREER GAME-BY-GAME

2017 Opp.	U-A-T, Other/KR	2018 Opp.	U-A-T, Other/KR
vs. Georgia Tech	0-0-0	vs. West Virginia	0-0-0
Indiana State	1-0-1	ETSU	1-0-1
at Florida	0-0-0	UTEP	0-1-1, 1 pbu
UMass	0-0-0	Florida	0-0-0/2-42-210, 23 Lg
Georgia	0-0-0	at Georgia	0-0-0
South Carolina	0-0-0	at Auburn	2-1-3, 1 pbu
at Alabama	7-5-12, 1-1 tfl, 1 s	Alabama	0-1-1
at Kentucky	2-0-2	at S. Carolina	0-0-0
at Missouri	4-0-4	Charlotte	0-0-0
LSU	0-0-0	Kentucky	1-1-2
Vanderbilt	0-0-0	Missouri	1-0-1
		at Vanderbilt	1-2-1

2019 Opp.	U-A-T, Other/KR
Georgia State	4-2-6, 1 s, 1 tfl
BYU	2-5-7
UTC	2-0-2
at Florida	3-0-3
Georgia	4-1-5, 1 tfl
Miss State	2-1-3
at Alabama	1-3-4
S. Carolina	1-2-3, 2 pbu
UAB	2-1-3, 1 s, 1 tfl

#17 TYUS FIELDS

5-10, 186, Fr., Cornelius, N.C.

2019

- Made his Tennessee debut at home against UTC, making his first-career tackle (9/14)

HIGH SCHOOL

- A 4-star prospect and a top-15 recruit in North Carolina
- 2017 USA Today All-USA North Carolina First Team
- 2017 AP North Carolina All-State Team selection
- Tallied 182 tackles and seven INTs during prep career

NOTES

- Majoring in Communication Studies
- Father, Mark played linebacker in the NFL for the Saints, Rams and Panthers from 1995 to 2004, earning Pro Bowl recognition twice
- His brother, Mark Fields, Jr., is a senior CB at Clemson
- >> Full profile on Media Guide Page 99

#18 NIGEL WARRIOR

6-0, 190, Sr., College Park, Ga.

CAREER HONORS

- 2019 Preseason All-SEC Third Team (Coaches)
- PFF College SEC Defensive Team of the Week (10/28/19)
- PFF College SEC Defensive Team of the Week (10/14/19)
- PFF College Nat'l & SEC Team of the Week (9/16/19)
- 2018 Bednarik Award Watch List
- 2016 SEC All-Freshman Team

2019

- Leading tackler for the Vols with 50 this season
- Logged a game-high six tackles in Tennessee's win against UAB (11/2)
- Has made 33 consecutive starts at safety for the Vols
- Totaled a season-best-tying 10 tackles and a TFL as Tennessee shutout South Carolina in the second half in a 41-21 victory (10/26)
- Intercepted Tua Tagovailoa and returned it 59 yards, setting up a Tennessee touchdown at No. 1 Alabama and also led the Vols with six tackles (10/19)
- Made four tackles, intercepted a pass and had two pass breakups in win over Mississippi State (10/12)
- Posted a season-high 10 tackles against No. 3 Georgia and had two PBUs (10/5)
- Had four tackles and a pass breakup at Florida (9/21)
- Returned an INT 22 yards, setting up a Vols' TD and made two tackles in win over Chattanooga (9/14)
- Totaled four tackles in the season opener vs. Georgia State (8/31)

NOTES

- Majoring in Arts & Sciences
- Added 3.0 TFLs, 1.0 sack, one interception, three pass breakups, one fumble recovery, one blocked kick and three forced fumbles (tied for fourth in the SEC) as a sophomore
- Father, Dale Carter was an All-American at Tennessee in 1990 and 1991 and had an All-Pro career with the Kansas City Chiefs
- >> Full profile on Media Guide Page 94

CAREER STATS

Defense	GP/GS	UT	AT	TT	Sack	TFL	FF	FR	PD	Int	High Tk
2016	12/1	19	3	22	0-0	1-1	0	0	0	0	7-TTU,MU
2017	12/12	42	41	83	1-2	3.5-7	3	1	4	1-70-1	13-GT
2018	12/12	41	23	64	0-0	1-2	0	0	1	0	9-SC
2019	9/9	26	24	50	0-0	1-1	0	0	5	3-78	10-SC
Totals	45/34	128	91	219	1-2	6.5-11	3	1	10	4-148-1	13-GT

Kick Returns	GP/GS	No	Yds	Avg	Per/G	TD	Long	High Yd
2016								No Attempts
2017								No Attempts
2018	1/0	2	54	27.0	5.4	0	41-WV	54-WV
Totals	1/0	2	54	27.0	5.4	0	41-WV	54-WV

CAREER HIGHS

Tackles	13 vs. Georgia Tech, 9/4/17
Tackles For Loss	1 (6x) last vs. S. Carolina, 10/26/19
Forced Fumbles	1 (3x), last at Kentucky, 10/28/17
Fumbles Recovered	1 at Kentucky, 10/28/17
Passes Defended	2 (2x) last vs. Mississippi State, 10/12/19
Blocks	1 at Missouri (blocked a field goal), 11/11/17
Interceptions	1 (4x), last at Alabama, 10/19/19
Kick Returns	2 vs. West Virginia, 9/1/18
Long Kick Return	41 vs. West Virginia, 9/1/18
Most Kick Return Yardage	54 vs. West Virginia, 9/1/18

CAREER GAME-BY-GAME

2017 Opp.	U-A-T, Other	2018 Opp.	U-A-T, Other
Georgia Tech	2-11-15	vs. West Virginia	1-7-8
Indiana State	3-3-6, 0.5 tfl	ETSU	4-0-4
at Florida	2-4-6, 1 ff, 1 pbu	UTEP	1-0-1
UMass	1-2-3, 1 pbu	Florida	3-0-3
Georgia	4-4-8, 1 ff	at Georgia	4-1-5
South Carolina	5-4-9	at Auburn	2-2-4, 1-2 tfl
at Alabama	4-3-7, 1-2 tfl, 1 s, 1 pbu	Alabama	5-3-8, 1 pbu
at Kentucky	6-0-6, 1 ff, 1 fr	at S. Carolina	7-2-9
Southern Miss	4-2-6, 1-1 tfl	Charlotte	1-2-3
at Missouri	3-2-5, 1 int, 1 td, 1 blk	Kentucky	4-0-4, 1 qph
LSU	4-4-8, 1-4 tfl	Missouri	6-1-7
Vanderbilt	4-2-6	at Vanderbilt	3-5-8

2019 Opp.	U-A-T, Other
Georgia State	1-3-4
BYU	0-4-4
UTC	2-0-2, 1 int
at Florida	3-1-4, 1 pbu
Georgia	3-7-10, 2 pbu
Miss State	3-1-4, 1 int, 2 pbu
at Alabama	4-2-6, 1 int
S. Carolina	6-4-10, 1 tfl
UAB	4-2-6

#20 BRYCE THOMPSON

5-11, 181, So., Irmo, S.C.

CAREER HONORS

- Became the ninth player in program history to record three interceptions in a single game - tying the school record - against UAB (11/2/19)

- SEC Defensive Player of the Week (11/4/19)
- PFF College Nat'l Defensive Team of the Week (11/3/19)
- 2018 FWAA Freshman All-American
- 2018 SEC All-Freshman Team
- 2018 PFF College SEC Midseason Second Team
- SEC Freshman of the Week (9/10/18)
- PFF College SEC Defensive Team of the Week (10/16/18)
- PFF College SEC Defensive Team of the Week (9/11/18)
- PFF College SEC Defensive Team of the Week (9/19/18)

2019

- Tied the program record for interceptions in a game with three in the first half of the Vols' win over UAB (11/2)
- Had a pair of tackles and one PBU while making his fifth straight start against South Carolina (10/26)
- Had a pair of tackles, including a TFL at Alabama (10/19)
- Posted first-career sack to go along with three tackles in win over Mississippi State (10/12)
- Had five tackles and a PBU vs. No. 3 Georgia (10/5)
- Made his season debut at Florida, setting a new career-high in tackles with seven (9/21)

2018

- Finished with the highest grade of any true freshman cornerback in the nation, according to PFF College.
- Led Tennessee in interceptions (three) and PBUs (seven), while starting 10 games and appearing in all 12 contests
- His three interceptions ranked tied for third in the SEC and first among league freshmen, while his 10 passes defended ranked tied for ninth and first among newcomers
- His three interceptions were the most by a Tennessee true freshman since Todd Kelly, Jr. also had three in 2014.

NOTES

- Majoring in University Exploratory
 - ESPN: 4-star (No. 195 overall player, No. 33 ATH, No. 6 prospect in South Carolina)
 - Caught 44 passes for 630 yards in 2017 as a senior in HS
- >> Full profile on Media Guide Page 92

CAREER STATS

Defense	GP/GS	UT	AT	TT	Sack	TFL	FF	FR	PD	Int	High Tk
2018	12/9	20	8	28	1-6	4-17	1	0	10	3-45	6-UGA
2019	6/6	13	9	22	1-4	2-0-6	0	0	2	3-28	7-UF
Totals	18/15	37	19	56	2-10	6-23	1	0	12	6-73	7-UF

Kick Returns	GP/GS	No	Yds	Avg	Per/G	TD	Long	High Yd
2018	3/0	4	100	25.0	9.1	0	35-MIZ	36-UF
Totals	3/0	4	100	25.0	9.1	0	35-MIZ	36-UF

CAREER HIGHS

Tackles	7 vs. Florida, 9/21/19
Tackles for Loss	2 vs. ETSU, 9/8/18
Sacks	1 vs. Mississippi State, 10/12/19
Forced Fumbles	1 vs. UTEP, 9/15/18
Interceptions	3 vs. UAB, 11/2/19
Pass Defended	3 vs. Kentucky, 11/10/18
Kick Returns	2 vs. Florida, 9/22/18
Long Kick Return	29 vs. Charlotte, 11/3/18
Most Kick Return Yardage	36 vs. Florida, 9/22/18

CAREER GAME-BY-GAME

2018 Opp.	U-A-T, Other/KR
vs. West Virginia	1-0-1
ETSU	4-0-4, 2-3 tfl, 1-21 int, 1 pbu
UTEP	2-1-3, 1 ff, 1 pbu
Florida	0-0-0/2-36-0, 21 Lg
at Georgia	3-3-6
at Auburn	3-2-5, 1-6 int, 1 pbu, 1 qh
Alabama	2-0-2
at S. Carolina	2-0-2, 1-8 tfl
Charlotte	2-1-3, 1-6 s, 1-6 tfl, 1-18 int/1-29-0, 29 Lg
Kentucky	1-1-2, 3 pbu
Missouri	2-0-4
at Vanderbilt	2-2-4

2019 Opp.	U-A-T, Other/KR
Georgia State	DNP
BYU	DNP
UTC	DNP
at Florida	3-4-7
Georgia	4-1-5, 1 pbu
Miss State	2-1-3, 1 s, 1 tfl
at Alabama	2-0-2, 1 tfl
S. Carolina	0-2-2, 1 pbu
UAB	2-1-3, 3 int, 1 qbu

#22 JAYLEN MCCOLLOUGH

6-0, 204, Fr., Austell, Ga.

2019

- Became seventh true freshman to start for the Vols in 2019 when he opened the game at safety vs. South Carolina, finishing with five tackles (10/26)
- Tied his career high with four tackles and posted his first-career sack at No. 1 Alabama (10/19)
- Made the first four tackles of his UT career against Chattanooga, including a TFL and a PBU (9/14)
- Made his collegiate debut for Tennessee at home against Georgia State (8/31)

HIGH SCHOOL

- Consensus 4-star recruit and one of Georgia's top 25 prospects out of Hillgrove High School
- Selected to participate in the 2019 Under Armour All-American Game
- Led Hillgrove to a 12-1 record and the state quarterfinals in 2018
- USA Today All-USA Georgia Second Team in 2017
- Totaled 77 tackles, four TFLs and six PBUs while scoring five offensive touchdowns in 2017

NOTES

- Majoring in Finance
 - Father, Eriles, played college football at Jacksonville State
- >> Full profile on Media Guide Page 102

CAREER STATS

Defense	GP/GS	UT	AT	TT	Sack	TFL	FF	FR	PD	Int	High Tk
2019	9/2	11	5	16	1-10	2-0-12	0	0	0	1	0-0
Totals	9/2	11	5	16	1-10	2-0-12	0	0	0	1	0-0

CAREER HIGHS

Tackles	5, vs. South Carolina, 10/26/19
Sacks	1 at Alabama, 10/19/19
Tackles for Loss	1 at Alabama, 10/19/19

GAME-BY-GAME

2019 Opp.	U-A-T, Other
Georgia State	0-0-0
BYU	0-0-0
UTC	3-1-4, 1 tfl, 1 pbu
at Florida	0-1-1
Georgia	0-0-0
Miss State	0-0-0
at Alabama	2-2-4, 1 s, 1 tfl
S. Carolina	4-1-5
UAB	2-0-2

#25 TREVON FLOWERS

5-11, 193, So., Atlanta, Ga.

2019

- Out indefinitely following lower leg injury
- Made his first-career interception in win over Mississippi State, but was injured later in the game (10/12)
- Set a new career-high in tackles with six on the road at No. 9 Florida (9/21)
- Had a season-high three tackles vs. Chattanooga (9/14)
- Made his second career-start at safety for UT in season opener vs. Georgia State, recording two tackles (8/31)

2018

- Appeared in seven games with one start as a true freshman defensive back in 2018, finishing with nine tackles and one PBU

NOTES

- Majoring in Recreation/Sport Management
 - Originally signed to play baseball at Kentucky
 - 247 Sports: 3-star (No. 58 S, No. 72 prospect in Georgia)
 - Took a three-year break from high school football to focus on baseball but played his fall 2017 senior season of football, starring at free safety for Tucker High School
 - Helped lead the Tigers to a 12-2 overall record and the Georgia Class 6A State semifinals as a senior in 2017
- >> Full profile on Media Guide Page 69

CAREER STATS

Defense	GP/GS	UT	AT	TT	Sack	TFL	FF	FR	PD	Int	High Tk
2018	7/1	3	6	9	0-0	0-0	0	0	1	0	5-WVU
2019	6/3	8	9	17	0-0	0-0	0	0	1	1	6-UF
Totals	13/4	11	15	26	0-0	0-0	0	0	2	1	6-UF

CAREER HIGHS

Tackles	6 vs. Florida 9/21/19
Passes Defended	1 (2x), last vs. Mississippi State, 10/12/19
Interceptions	1 vs. Mississippi State, 10/12/19

CAREER GAME-BY-GAME

2018 Opp.	U-A-T, Other	2019 Opp.	U-A-T, Other
vs. West Virginia	3-2-5, 1 pbu	Georgia State	0-2-2
ETSU	0-1-1	BYU	0-1-1
UTEP	0-0-0	UTC	1-2-3
Florida	0-2-2	at Florida	3-3-6
at Georgia	0-1-1	Georgia	2-1-3
at Auburn	DNP-INJ	Miss State	2-0-2, 1 int
Alabama	DNP-INJ		
at S. Carolina	DNP-INJ		
Charlotte	DNP-INJ		
Kentucky	DNP-INJ		
Missouri	0-0-0		
at Vanderbilt	0-0-0		

#26 THEO JACKSON

6-2, 190, Jr., Nashville, Tenn.

2019

- Had five tackles in loss to No. 1 Alabama (10/19)
- Tied his career-high with nine stops against No. 3 Georgia (10/5)
- Had six tackles and made his first-career interception at Florida (9/21)
- Led UT with a new career-high in tackles with nine versus BYU, including a TFL and a PBU (9/7)
- Made six stops against Georgia State in Tennessee's season opener, setting a new career-high (8/31)

2018

- Finished with 20 tackles, 1.0 TFL and two PBUs over 11 games with one start in 2018

NOTES

- Majoring in Sociology
- >> Full profile on Media Guide Page 74

CAREER STATS

Defense	GP/GS	UT	AT	TT	Sack	TFL	FF	FR	PD	Int	High Tk
2017	11/0	6	2	8	0-0	0-0	0	0	0	0	3-UK
2018	11/1	16	4	20	0-0	1-3	1	0	2	0	5-AL
2019	7/5	22	20	42	0-0	1-0-2	0	0	2	1	9(2x)
Totals	28/5	44	26	70	0-0	2-0-5	1	0	5	1	9(2x)

CAREER HIGHS

Tackles	9 (2x), last vs. Georgia, 10/5/19
Tackles for Loss	1 (2x), last vs. BYU, 9/7/19
Forced Fumbles	1 vs. West Virginia, 9/1/18
Passes Defended	2 (both PBUs) vs. Kentucky, 11/10/18
Interceptions	1 vs. Florida, 9/21/19

CAREER GAME-BY-GAME

2018 Opp.	U-A-T, Other	2019 Opp.	U-A-T, Other
vs. West Virginia	1-0-1, 1 ff	Georgia State	1-5-6
ETSU	2-0-2, 1-3 tfl	BYU	4-5-9, 1 tfl, 1 pbu
UTEP	3-0-3	UTC	2-1-3
Florida	3-0-3	at Florida	5-1-6, 1 int, 1 pbu
at Georgia	0-0-0	Georgia	4-5-9
at Auburn	0-1-1	Miss State	2-2-4
Alabama	4-1-5	at Alabama	4-1-5
at S. Carolina	0-0-0	S. Carolina	1-2-3
Charlotte	0-1-1	UAB	DNP
Kentucky	1-0-1, 2 pbu		
Missouri	2-1-3		
at Vanderbilt	DNP		

#28 BAYLEN BUCHANAN

5-11, 196, Sr., Lawrenceville, Ga.

2019

- Currently out with an injury

2018

- Versatile defensive back who started all 12 games and contributed at cornerback, nickel back and safety, while ranking sixth on the Vols with 49 tackles to go along with 3.0 TFLs, four PBUs, one forced fumble and one fumble recovery during his junior season
- Tallied both the first forced fumble and fumble recovery of his career while totaling three tackles vs. Missouri (11/17)
- Had four tackles and a PBU in upset win over No. 11 Kentucky (11/10)

- Tallied seven tackles and a PBU that led to an interception and defensive TD for UT against No. 1 Alabama (10/20)
- Made a season-high seven tackles at No. 21 Auburn (10/13)
- Had five tackles at No. 2 Georgia (9/29)
- Tied for team lead with five tackles vs. Florida (9/22)
- Made the first tackle for loss of his career, a two-yard stop vs. UTEP on Sept. 15
- Earned the second start of his career in the 2018 Belk College Kickoff vs. West Virginia where he recorded four tackles and a pass breakup as a cornerback (9/1)

NOTES

- Majoring in Communication Studies
 - Father, Ray starred at Louisville and played in the NFL with Indianapolis Colts, Atlanta Falcons and Oakland Raiders, earning All-Pro honors twice in 1994 and 1998
 - Played at Peachtree Ridge High School with current teammates Nigel Warrior and Deangelo Gibbs
- >> Full profile on Media Guide Page 58

CAREER STATS

Defense	GP/GS	UT	AT	TT	Sack	TFL	FF	FR	PD	Int	High Tk
2016	13/1	17	3	20	0-0	0-0	0	0	1	0-0	8-AL
2017	6/0	3	1	4	0-0	0-0	0	0	0	0-0	1-AL
2018	12/12	31	18	49	0-0	3-7	1	1	4	0-0	7-2x
Totals	31/13	51	22	73	0-0	3-7	1	1	5	0-0	8-AL

CAREER HIGHS

Tackles	8 vs. Alabama, 10/15/16
Passes Defended	1 (5x), last vs. Kentucky, 11/10/18
Tackles for Loss	1 (2x), last vs. Alabama, 10/20/18
Fumbles Forced	1 vs. Missouri, 11/17/18
Fumbles Recovered	1 vs. Missouri, 11/17/18

CAREER GAME-BY-GAME

2017 Opp.	U-A-T, Other	2018 Opp.	U-A-T, Other
vs. Georgia Tech	0-0-0	vs. West Virginia	3-1-4, 1 pbu
Indiana State	DNP	ETSU	1-0-1
at Florida	DNP	UTEP	2-0-2, 1-2 tff
UMass	DNP	Florida	3-2-5
Georgia	0-0-0	at Georgia	3-2-5
South Carolina	0-0-0	at Auburn	4-3-7
at Alabama	1-0-1	Alabama	4-3-7, 1-2 tff, 1 pbu
at Kentucky	DNP	at S. Carolina	1-1-2, 1 pbu
Southern Miss	DNP	Charlotte	2-2-4
at Missouri	DNP	Kentucky	2-2-4, 1 pbu
LSU	0-0-0	Missouri	2-1-3, 1 ff, 1 fr
Vanderbilt	2-1-3	at Vanderbilt	4-1-5, 1-3 tff

#31 KENNEY SOLOMON

6-0, 168, Fr., Myrtle Beach, S.C.

2019

- Recorded his first-career tackle in UT's win over Mississippi State (10/12)
- Made his Tennessee debut in the Vols' win over Chattanooga, intercepting a pass in the end zone (9/14)

HIGH SCHOOL

- A consensus 3-star recruit and one of the top prospects out of South Carolina
- Starred on offense, defense and special teams at Socastee High School
- Scored six touchdowns in eight games in 2018, including an 85-yard punt return
- Had over 1,000 all-purpose yards on offense and two interceptions on defense as a senior
- Totaled six interceptions as a junior in 2017

NOTES

- Majoring in Journalism & Electronic Media
 - Two-sport star in high school who finished runner-up at the South Carolina 5A State Track and Field Meet in the 100-meter dash (10.57) and the 200-meter dash (21.57)
- >> Full profile on Media Guide Page 104

#41 KENNETH GEORGE JR.

5-11, 201, R-Jr., Lafayette, La.

2019

- Has started the past five games at corner
- Made his first-career interception against Mississippi State (10/12)
- Had a career-high six tackles vs. No. 3 Georgia (10/5)

2018

- Played in the first four games of the fall before suffering a season-ending injury
- Totaled three tackles as a reserve defensive back and as a member of the special teams units

2016-17 (TRINITY VALLEY)

- Redshirted as a freshman before playing in 11 games, finishing with 27 tackles and two interceptions in 2017

HIGH SCHOOL

- Saw playing time as a member of the Acadiana High School's kickoff team and was part of back-to-back state championship squads in 2013 and 2014.

CAREER STATS

Defense	GP/GS	UT	AT	TT	Sack	TFL	FF	FR	PD	Int	High Tk
2019	9/5	10	3	13	0-0	0-0	0	0	4	1-24	6-UGA
Totals	13/5	13	3	16	0-0	0-0	0	0	4	1-24	6-UGA

CAREER HIGHS

Tackles	6 vs. Georgia, 10/5/19
Interceptions	1 vs. Mississippi State, 10/12/19
Passed Defended	2 vs. Chattanooga, 9/14/19

CAREER GAME-BY-GAME

2019 Opp.	U-A-T, Other/KR
Georgia State	0-0-0
BYU	0-0-0
UTC	0-0-0, 2 pbu
at Florida	0-1-1, 1 pbu
Georgia	4-2-6
Miss State	0-0-0, 1 int
at Alabama	2-0-2
S. Carolina	3-0-3
UAB	1-0-1

SPECIALISTS

#37 PAXTON BROOKS

P/PK, 6-6, 194, So., Lexington, S.C.

CAREER HONORS

- 2018-19 First-Year SEC Academic Honor Roll

2019

- 13th in the nation in touchback percentage (76.09%), with 35 of his 46 kickoffs ending in touchbacks
- Set a career high with five punts against UAB (11/2)
- In his first-career game as UT's first-team punter, Brooks punted four times for 176 yards (44.0 avg), dropping two inside the 20 with a long of 51 yards vs. South Carolina (10/26)
- Had two punts for 66 yards against No. 1 Alabama (10/19)
- Kicked off eight times for 510 yards with seven touchbacks against UTC, while punting once for 59 yards (9/14)

2018

- Handled kickoff duties and was the Vols' backup punter in 2018
- Ranked No. 27 in the nation in kickoff average (63.6) and totaled 23 touchbacks
- Made his collegiate debut in vs. West Virginia in the Belk College Kickoff, kicking off three times for an average of 64.3 yards per kick (9/1)

NOTES

- Majoring in Kinesiology
 - ESPN: 3-star (No. 5 P/K, No. 15 prospect in South Carolina)
 - Kohl's Professional Camps: 5-star (No. 2 P)
 - Won a punt off to earn the second spot in the 2018 Under Armour All-American Game
- >> Full profile on Media Guide Page 58

Kickoffs	GP/GS	No	Yds	Avg	TB	OB
2018	12/12	52	3201	61.6	23	1
2019	9/9	46	2855	62.1	35	1
Totals	21/21	98	6056	61.8	58	2

Punting	GP/GS	No	Yds	Avg	TB	FC	I20	I10	50+	Blk	Long
2018	1/0	1	34	34.0	0	0	1	0	1	0	34-ETSU
2019	5/2	13	557	42.8	1	2	5	0	3	0	59-UTC
Totals	5/1	9	371	40.2	0	1	4	0	3	0	59-UTC

CAREER HIGHS

Kickoffs	10 vs. ETSU, 9/8/18
Kickoff Yards	569 vs. ETSU, 9/8/18
Kickoff Average	65.0 (7x), last vs. Mississippi State, 10/12/19
Touchbacks	7 vs. UTC, 9/14/19
Punts	5 vs. UAB, 11/2/19
Punting Yards	220 vs. UAB, 11/2/19
Punting Average	59.0 vs. UTC, 9/14/19
Longest Punt	59 vs. UTC, 9/14/19
Punts Inside 20	2 (2x), last vs. UAB, 11/2/19

CAREER GAME-BY-GAME

2018 Opp.	Punting
ETSU	1-34-34.00, 34 Lg, 11-20

2019 Opp.	Punting
UTC	1-59-59.00
at Florida	1-36-36.00
at Alabama	2-66-33.00, Lg 38, 1 FC, 11-20
S. Carolina	4-176-44.00, Lg 51, 2 I-20
UAB	5-220-44.00, Lg 54, 2 I-20

2018 Opp.	Kickoffs, TB
vs. West Virginia	3-193-64.3, 1 TB
ETSU	10-569-56.9, 5 TB, 1 OB
UTEP	5-325-65.0, 4 TB
Florida	4-238-59.5, 1 TB
at Georgia	3-194-64.7, 2 TB
at Auburn	6-361-60.2, 3 TB
Alabama	4-238-59.5
at S. Carolina	5-321-64.2, 1 TB
Charlotte	3-188-62.7, 1 TB
Kentucky	4-253-63.2, 2 TB
Missouri	3-195-65.0, 2 TB
at Vanderbilt	2-126-63.0, 1 TB

2019 Opp.	Kickoffs, TB
Georgia State	5-325-65.0, 5 TB
BYU	5-325-65.0, 5 TB
UTC	8-510-63.8, 7 TB
at Florida	2-130-65.0, 2 TB
Georgia	3-195-65.0, 3 TB
Mississippi State	4-260-65.0, 3 TB
at Alabama	4-255-56.2, 1 TB
S. Carolina	8-505-63.1, 7 TB
UAB	7-380-54.3, 2 TB

#42 BRENT CIMAGLIA

PK, 6-0, 210, Jr., Nashville, Tenn.

CAREER HONORS

- Tennessee's all-time leader in Field Goal Pct (78.26%)
- 2018 Fall SEC Academic Honor Roll
- 2017-18 First-Year SEC Academic Honor Roll

2019

- Leads the SEC and ranks third in the nation in field goals made (18) and also leads the SEC in field goal percentage (90.0%)
- Nailed a career-long 53-yard field goal and finished 3-for-3 in Tennessee's win over UAB (11/2)
- Drilled a 46-yard field goal versus South Carolina and finished 2-of-3 FGs and made all five PATs (10/26)
- Tied his career-high for field goals made with four while tying his career-long of 51 yards against BYU (9/7)
- Hit a field goal of 48 yards against Georgia State while going 3-for-3 on field goal attempts (8/31)

2018

- Finished 10-of-13 on field goal attempts and nailed all 31 extra point attempts to lead Tennessee in scoring (61 points) in 2018
- Made 4-of-6 field goals from 40+ with a long of 45

NOTES

- Majoring in Business Administration
 - Finished 8-of-13 on field goals, including five 40+, and made all three of his PATs during his freshman season (2017)
 - His first made field goal was a career-long 51-yarder with 2:58 left in the first half vs. No. 24 Florida (9/16/17)
- >> Full profile on Media Guide Page 65

CAREER STATS

Kick	GP/GS	FG	FGA	Pct.	PAT	Pts	19-29	30-39	40-49	50+	Lg
2017	5/5	8	13	61.54	3-3	27	3-3	3-3	1-5	1-2	51-UF
2018	11/11	10	13	76.92	31-31	61	4-4	2-3	4-6	0	45-2X
2019	9/9	18	20	90.00	24-24	78	3-3	7-8	6-7	2-2	53-UAB
Totals	25/25	36	46	78.26	58-58	166	10-10	12-14	11-18	3-4	53-UAB

CAREER HIGHS

Field Goals Made	4 (2x), last vs. BYU, 9/7/19
Field Goals Attempted	6 at Kentucky, 10/28/17
Longest Field Goal	53 vs. UAB, 11/2/19
Longest Attempt	53 vs. UAB, 11/2/19
PATs	8 vs. ETSU, 9/8/18
Kickoffs	4 (2x), at Kentucky, 10/28/17, vs. South Carolina, 10/14/17
Touchbacks	3 vs. South Carolina, 10/14/17

CAREER GAME-BY-GAME

2017 Opp.	FGs, PATs, Pts	Kickoffs, TB
at Florida	1-3 (51G, 47 WL, 51 WR), 0-0 PAT, 3 pts	N/A
UMass	0-1 (45WR), 0-0 PAT, 0 pts	N/A
Georgia	DNP	
S. Carolina	3-3 (29G, 33G, 24G), 0-0 PAT, 9 pts	4-260-65.0, 3 TB
at Alabama	0-0, 1-1 PAT, 1 pt	2-116-58.0, 0 TB
at Kentucky	4-6 (30G, 24G, 44WL, 30G, 45G, 43WL) 2-2 PAT, 14 pt	4-260-65.0, 1 TB
Southern Miss	DNP	
at Missouri	DNP	
LSU	DNP	

2018 Opp.	FGs, PATs, Pts	Kickoffs, TB
vs. W. Virginia	0-0, 2-2 PAT, 2 pts	N/A
ETSU	1-1 (26G), 8-8 PAT, 11 pts	N/A
UTEP	1-1 (38G), 3-3 PAT, 6 pts	N/A
Florida	2-2 (32G, 41G), 1-1 PAT, 7 pts	N/A
at Georgia	DNP	
at Auburn	3-4 (42G, 48BLK, 45G, 20G), 3-3 PAT, 12 pts	N/A
Alabama	0-1 (41WL), 3-3 PAT, 3 pts	N/A
at S. Carolina	1-1 (45G), 3-3 PAT, 6 pts	N/A
Charlotte	0-1 (33WR), 2-2 PAT, 2 pts	N/A
Kentucky	1-1 (19G), 3-3 PAT, 6 pts	N/A
Missouri	1-1 (21G), 2-2 PAT, 5 pts	N/A
at Vanderbilt	0-0, 1-1 PAT, 1 Pt	N/A

2019 Opp.	FGs, PATs, Pts	Kickoffs, TB
Georgia State	3-3 (19G, 48G, 31G), 3-3 PAT, 12 pts	N/A
BYU	4-4 (51G, 39G, 22G, 40G), 2-2 PAT, 14 pts	N/A
UTC	1-1 (34G), 6-6 PAT, 9 PTS	N/A
at Florida	1-1 (40G), 3 PTS	N/A
Georgia	0-1 (47WL), 2-2 PAT, 2 PTS	N/A
Miss State	2-2 (49G, 22G), 2-2 PAT, 8 PTS	N/A
at Alabama	2-2 (37G, 32G), 1-1 PAT, 7 PTS	N/A
S. Carolina	2-3 (46G, 39WR, 31G), 5-5 PAT, 11 PTS	N/A
UAB	3-3 (36G, 48G, 53G), 3-3 PAT, 12 PTS	N/A

#46 RILEY LOVINGOOD

LS, 6-0, 216, R-Sr., Hendersonville, Tenn.

CAREER HONORS

- 2019 Patrick Mannelly Award Preseason Watch List
- 2018-19 SEC Fall Academic Honor Roll
- 2017-18 SEC Fall Academic Honor Roll
- 2016-17 SEC Fall Academic Honor Roll
- 2015-16 First-Year SEC Academic Honor Roll
- SEC Co-Special Teams Player of the Week (10/3/16)

2019

- Primary long snapper this season
- Was a team captain vs. No. 3 Georgia (10/5)

NOTES

- Snapped for VFL Trevor Daniel, who finished No. 2 in the nation in punting average in 2017
- Graduated with a degree in recreation and sport management

>> Full profile on Media Guide Page 83

CAREER STATS

Games Played/Started: 2016: 13/13; 2017: 12/12; 2018: 1/1; 2019: 9/9
Career: 36/36

#47 JOE DOYLE

P, 6-0, 204, R-So., Knoxville, Tenn.

CAREER HONORS

- 2019 Ray Guy Award Watch List
- 2018 USA Today Freshman All-American
- 2018 SEC Fall Academic Honor Roll
- Ray Guy Award Final Candidate List (11/5/18)

2019

- Is Tennessee's holder on field goal and extra points attempts
- Hit two 50+ yard punts against Mississippi State, including a season-long 57-yarder while downing two punts inside the 10 (10/12)

- Had three punts vs. BYU for an average of 45.7 yards with two 50+ yard punts and two downed inside the 20 (9/7)
- Punted one time in the season opener against Georgia State for 47 yards and was downed inside the 20 (8/31)

2018

- Had an outstanding redshirt freshman season in his first year as the Vols' starting punter, averaging 41.1 yards per punt with 23 punts down inside the 20-yard line and 12 punts of 50 yards or more
- Led the SEC with 65 punts, but allowed only eight returns for 15 yards - the fewest by any full-time punter in the SEC.
- Also led the SEC with 2,673 yards punting
- His 23 punts 1-20 ranked tied for the second in the SEC and tied for 16th in the nation
- His long punt of 71 yards came at No. 2 Georgia (9/29)
- Landed two punts inside Auburn's 10-yard line, including a 64-yarder that was downed at the 2-yard line (10/13)
- Booted a career-long 71-yarder to end Tennessee's second drive of the first quarter at No. 2 Georgia (9/29). The punt was the longest by a Vol since VFL Trevor Daniel booted a 72-yard punt at South Carolina in 2017

NOTES

- Majoring in Kinesiology
- 2017 Under Armour All-American Punter, 2017 All-State Punter
- Only punter selected for both the Army and Under Armour All-American games

CAREER STATS

Punting	GP/GS	No	Yds	Avg	TB	FC	I20	I10	50+	Blk	Long
2018	12/12	65	2673	41.1	6	28	23	11	12	0	71-UGA
2019	9/7	21	869	41.4	2	11	6	2	5	0	57-MSU
Totals	21/19	86	3542	41.2	8	39	29	13	17	0	71-UGA

CAREER HIGHS

Punts	8 at Vanderbilt, 11/24/18
Punting Yards	330 at Georgia, 9/29/18
Punting Average	55.0 vs. UTC, 9/14/19
Longest Punt	71 at Georgia, 9/29/18
Punts inside 20	4 vs. UTEP, 9/15/18
Punts inside 10	2 (4x), last vs. Mississippi State, 10/12/19
Punts of 50+ Yards	3 at Georgia, 9/29/18

CAREER GAME-BY-GAME

2018 Opp.	Punting
vs. West Virginia	6-228-38.0, 44 Lg, 3 I-20, 2 I-10
ETSU	3-137-45.67, 52 Lg, 1 I-20, 1 50+, 1 TB
UTEP	6-234-39.0, 51 Lg, 4 I-20, 2 I-10, 1 50+, 1 TB
Florida	3-132-44.0, 47 Lg, 1 I-20
at Georgia	7-330-47.14, 71 Lg, 2 I-20, 3 50+, 2 TB, 2 FC
at Auburn	4-171-42.8, 64 Lg, 3 I-20, 2 I-10, 2 50+, 1 FC
Alabama	6-228-38.0, 54 Lg, 2 I-20, 1 I-10, 2 50+
at South Carolina	2-102-51.0, 54 Lg, 2 I-20, 1 50+
Charlotte	7-281-40.1, 60 Lg, 2 I-20, 2 I-10, 1 50+, 1 TB, 4 FC
Kentucky	7-269-38.43, 52 Lg, 1 I-20, 1 I-10, 1 50+, 2 FC
Missouri	6-262-43.67, 49 Lg, 1 I-20, 1 I-10, 4 FC
at Vanderbilt	8-299-37.38, 47 Lg, 2 I-20, 5 FC

2019 Opp.	Punting
Georgia State	1-47-47.0, 47 Lg, 1 I-20, 1 FC
BYU	3-137-45.7, 52 Lg, 2 I-20, 2 FC
UTC	1-55-55.0, 55 Lg
at Florida	4-161-40.2, 44 Lg, 2 FC
Georgia	5-167-33.4, 44 Lg, 1 I-20, 3 FC
Mississippi State	4-185-46.2, 57 Lg, 2 I-20, 2 I-10, 2 50+, 2 FC, 1 TB
at Alabama	3-117-39.0, 45 Lg, 1 FC
S. Carolina	No Stats
UAB	No Stats

GAME RECAPS



GAME 1
Georgia State
Tennessee

38
30

August 31 | Neyland Stadium | Knoxville, Tenn. | 3:37 p.m. ET | Attendance: 85,503

KNOXVILLE, TENN. – Despite 108 receiving yards and a touchdown on a career-high seven catches by senior Jauan Jennings, a pair of fourth-quarter turnovers cost Tennessee, as the Vols fell to Georgia State, 38-30, in their season-opener at Neyland Stadium Saturday.

After UT took a 23-21 lead on a 31-yard field goal from Brett Cimaglia with 12:05 to go in the game, GSU tallied 17 unanswered points over a 10-minute stretch in the fourth quarter to secure the win.

UT outgained GSU in both total yards (404-352) and passing yards (311-139), however two trips to the red zone that ended in field goals instead of touchdowns proved to be pivotal to the final outcome.

Junior quarterback Jarrett Guarantano's 311-yard passing performance marked the second time he has eclipsed 300 yards in his UT career.

Senior tight end Dominick Wood-Anderson finished with a career-high 79 receiving yards on three receptions, highlighted by a 54-yard pitch-and-catch from Guarantano early in the fourth quarter to put the Vols in position to score.

Freshman linebacker Henry To'o To'o began his career on Rocky Top with an impressive seven total tackles, which tied for the team lead. He had four solo tackles and 0.5 tackles for loss.

	1	2	3	4	Final
Georgia State	7	7	7	17	38
Tennessee	14	3	3	10	30

SCORING SUMMARY

Quarter	Time	Player	Yards	Result
1st Quarter	12:00	GSU - Paige, S.	4 yd run (Wright B. kick)	6-23 2:45
	04:13	UT - Callaway, M.	6 yd pass from Guarantano, J. (Cimaglia, B. kick)	16-78 7:42
	00:09	UT - Chandler, T.	31 yd run (Cimaglia, B.), 5-46 1:58	7 - 14
2nd Quarter	03:11	GSU - McCoy, C.	17 yd pass from Ellington, D. (Wright, B. kick)	16-81 6:32
	00:00	UT - Cimaglia, B.	19 yd field goal	12-73 3:11
3rd Quarter	10:30	GSU - Payne, A.	6 yd pass from Ellington, D. (Wright, B. kick)	9-75 4:30
	03:32	UT - Cimaglia, B.	48 yd field goal	7-19 3:01
4th Quarter	12:05	UT - Cimaglia, B.	31 yd field goal	5-62 2:16
	08:56	GSU - Barnett, T.	19 yd run (Wright, B. kick)	9-75 3:09
	04:45	GSU - Ellington, D.	22 yd run (Wright, B. kick)	5-39 2:25
	02:37	GSU - Wright, B.	48 yd field goal	4-5 1:37
	00:02	UT - Jennings, J.	18 yd pass from Guarantano, J. (Cimaglia kick)	5-69 0:53

	GSU	UT
SCORE	38	30
FIRST DOWNS	24	21
RUSHES-YARDS (NET)	53-213	31-93
PASSING YDS (NET)	139	311
PASSES ATT-COMP-INT	11-24-0	26-40-1
TOTAL OFFENSE PLAYS-YARDS	77-352	71-404
FUMBLE RETURNS-YARDS	0-0	0-0
PUNT RETURNS-YARDS	0--0	1-35
KICKOFF RETURNS-YARDS	0-0	3-72
INTERCEPTION RETURNS-YARDS	1-0	0-0
PUNTS (NUMBER-AVG)	3-37.3	1-47.0
FUMBLES-LOST	1-1	4-2
PENALTIES-YARDS	5-31	3-24
POSSESSION TIME	30:34	29:26
THIRD-DOWN CONVERSIONS	10 OF 17	8 OF 13
FOURTH-DOWN CONVERSIONS	1 OF 2	0 OF 2
RED-ZONE SCORES-CHANCES	4-5	4-4
SACKS BY: NUMBER-YARDS	4-36	2-17

RUSHING: GSU-BARNETT, TRA 21-95; ELLINGTON, DAN 14-61; PAIGE, SETH 11-40; GENTRY, DEVIN 1-15; COATES, DESTIN 5-4; TEAM 1-MINUS 2
TENNESSEE-TY CHANDLER 6-48; ERIC GRAY 7-29; TIM JORDAN 7-16; RAMEL KEYTON 1-10; JARRETT GUARANTANO 10-MINUS 10.

PASSING: GSU-ELLINGTON, DAN 11-24-0-139. TENNESSEE-JARRETT GUARANTANO 26-40-1-311.

RECEIVING: GSU-MCCOY, CORNELIUS 3-43; CARTER, ROGERS 2-33; PAYNE, AUBRY 2-17; DIXON, TERRANCE 1-14; GENTRY, DEVIN 1-14; BARNETT, TRA 1-12; PINCKNEY, SAM 1-6
TENNESSEE-JAUAN JENNINGS 7-108; ERIC GRAY 6-51; DOM WOOD-ANDERSON 3-79; MARQUEZ CALLAWAY 3-46; JOSH PALMER 3-17; TY CHANDLER 1-4; CEDRIC TILLMAN 1-3; TIM JORDAN 1-3; AUSTIN POPE 1-0.



GAME 2
BYU
Tennessee

29
26

September 7 | Neyland Stadium | Knoxville, Tenn. | 7:05 p.m. ET | Attendance: 92,475

KNOXVILLE, TENN. – Despite 154 rushing yards from junior Ty Chandler and a career-high-tying two receiving touchdowns from senior Jauan Jennings, Tennessee fell, 29-26, in double-overtime to BYU Saturday at Neyland Stadium.

With less than a minute remaining in regulation, BYU drove 68 yards in five plays before Jake Oldroyd nailed the game-tying field goal with one second left on the clock.

In the first overtime, the teams traded touchdowns, with BYU scoring first and the Vols responding with a 13-yard strike from Jarrett Guarantano to Jennings to knot the score at 23-23.

In double-overtime, the Vols settled for a field goal following a three-and-out. On BYU's drive, Ty'Son Williams pushed his way into the end zone to clinch the 29-26 victory for the Cougars.

Tennessee kicker Brent Cimaglia tied a career-high with four made field goals, upping his season total to seven made tries on seven attempts.

On the defensive side of the ball, the Vols held BYU less than 300 yards of total offense in regulation, while tallying four sacks and six tackles for loss on the night.

Junior LaTrell Bumphus, had a stand out performance with two sacks, while junior Theo Jackson led UT with nine total tackles.

	1	2	3	4	OT 1	OT 2	Final
BYU	3	0	7	6	7	6	29
Tennessee	7	6	0	3	7	3	26

SCORING SUMMARY

Quarter	Time	Player	Yards	Result
1st Quarter	04:53	UT - Jennings, J.	5 yd pass from Guarantano, J. (Cimaglia, B. kick)	15-80 7:15
	00:19	BYU - Oldroyd, J.	31 yd field goal	10-61 4:34
2nd Quarter	06:22	UT - Cimaglia, B.	51 yd field goal	9-29 5:05
	00:21	UT - Cimaglia, B.	39 yd field goal	6-64 1:27
3rd Quarter	12:47	BYU - Williams, T.	16 yd run (Oldroyd, J. kick)	3-20 1:20
	4th Quarter	11:41	UT - Cimaglia, B.	22 yd field goal
07:18		BYU - Oldroyd, J.	42 yd field goal	10-50 4:23
	00:01	BYU - Oldroyd, J.	33 yd field goal	5-68 1:00
Overtime	15:00	BYU - Shumway, T.	14 yd pass from Wilson, Z. (Oldroyd kick)	3-25 0:00
	15:00	UT - Jennings, J.	13 yd pass from Guarantano, J. (Cimaglia kick)	6-25 0:00
	15:00	UT - Cimaglia, B.	40 yd field goal	4-2 0:00
	15:00	BYU - Williams, T.	5 yd run	3-25 0:00

	BYU	UT
SCORE	29	26
FIRST DOWNS	18	20
RUSHES-YARDS (NET)	30-107	49-242
PASSING YDS (NET)	232	176
PASSES ATT-COMP-INT	19-30-0	17-28-1
TOTAL OFFENSE PLAYS-YARDS	60-339	77-418
FUMBLE RETURNS-YARDS	0-0	0-0
PUNT RETURNS-YARDS	1-0	1-4
KICKOFF RETURNS-YARDS	0-0	2-20
INTERCEPTION RETURNS-YARDS	1-20	0-0
PUNTS (NUMBER-AVG)	6-43.7	3-45.7
FUMBLES-LOST	1-0	0-0
PENALTIES-YARDS	7-63	6-50
POSSESSION TIME	26:01	33:59
THIRD-DOWN CONVERSIONS	5 OF 13	5 OF 16
FOURTH-DOWN CONVERSIONS	0 OF 0	1 OF 3
RED-ZONE SCORES-CHANCES	5-5	3-4
SACKS BY: NUMBER-YARDS	1-6	4-18

RUSHING: BYU-WILLIAMS, TY'SON 17-92; ESUKPA, EMMANUEL 3-17; HIFO, ALEVA 1-13; KATO, LOPINI 2-2; WILSON, ZACH 6-MINUS 6; TEAM 1-MINUS 11.
TENNESSEE-TY CHANDLER 26-154; ERIC GRAY 17-77; JACQUEZ JONES 1-9; JAUAN JENNINGS 1-2; JARRETT GUARANTANO 3-0; JOSH PALMER 1-0.

PASSING: BYU-WILSON, ZACH 19-29-0-232. TENNESSEE-JARRETT GUARANTANO 17-28-1-176.

RECEIVING: BYU-SIMON, MICAH 7-127; WILLIAMS, TY'SON 3-8; BUSHMAN, MATT 3-40; HIFO, ALEVA 2-15; ROMNEY, GUNNER 2-15; KATO, LOPINI 1-15; SHUMWAY, TALON 1-14; MILNE, DAX 1-MINUS 2.
TENNESSEE-JAUAN JENNINGS 4-88; JOSH PALMER 4-56; MARQUEZ CALLAWAY 4-22; ERIC GRAY 2-5; TY CHANDLER 2-0; DOM WOOD-ANDERSON 1-5.

GAME RECAPS



GAME 3
Chattanooga
Tennessee

0
45

September 14 | Neyland Stadium | Knoxville, Tenn. | 12:03 p.m. ET | Attendance: 86,208

KNOXVILLE, TENN. – A dominant performance in all three phases propelled Tennessee to a 45-0 victory over Chattanooga at Neyland Stadium Saturday.

“It’s really nice for these guys. We got a good win and got five turnovers today, which was very important. We didn’t turn the ball over, which was probably the difference in the game,” head coach Jeremy Pruitt said. “We created some opportunities in special teams and with the turnovers, we were able to keep them out of the end zone. I don’t know how many guys we played, but we had the opportunity to play a whole lot of guys. That was good for those guys. We definitely improved from last week to this week. It was a good day. We’ve got to be more consistent on both sides of the ball and we’ll do that the more these guys get an opportunity to play.”

Tennessee outgained UTC 360-227 in total yards, forced five turnovers and was a perfect 4-for-4 in the red zone– with three of those possessions resulting in touchdowns.

Junior quarterback Jarrett Guarantano tossed a career-high three touchdown passes—all coming in the first half—and accounted for 142 yards through the air while completing seven of eight pass attempts.

The Vols spread the wealth all afternoon, with five separate running backs gaining 20 or more yards on the ground, along with eight different receivers hauling in at least one catch.

	1	2	3	4	Final
Chattanooga	0	0	0	0	0
Tennessee	21	17	7	0	45

SCORING SUMMARY

1st Quarter

12:16 UT - Chandler, T. 13 yd run (Cimaglia, B. kick), 6-41 2:44 0 - 7
 10:52 UT - Johnson, B. 24 yd blocked punt return (Cimaglia, B. kick) 0 - 14
 08:36 UT - Jennings, J. 12 yd pass from Guarantano, J. (Cimaglia, B.), 3-16 1:17 0 - 21

2nd Quarter

12:01 UT - Marquez, C. 39 yd pass from Guarantano, J. (Cimaglia, B. kick), 6-89 2:59 0 - 28
 05:22 UT - Tillman, C. 28 yd pass from Guarantano, J. (Cimaglia, B. kick) 9-82 5:06 0 - 35
 00:41 UT - Cimaglia, B. 34 yd field goal, 11-39 2:53 0 - 38

3rd Quarter

12:20 UT - Maurer, B. 6 yd run (Cimaglia, B. kick), 3-25 1:17 0 - 45

	UTC	UT
SCORE	0	45
FIRST DOWNS	15	22
RUSHES-YARDS (NET)	44-151	38-195
PASSING YDS (NET)	76	165
PASSES ATT-COMP-INT	9-26-4	10-19-0
TOTAL OFFENSE PLAYS-YARDS	70-227	57-360
FUMBLE RETURNS-YARDS	0-0	0-0
PUNT RETURNS-YARDS-TD	1-2-0	1-40-1
KICKOFF RETURNS-YARDS-TD	0-0-0	1-58-0
INTERCEPTION RETURNS-YARDS	0-0	4-28
PUNTS (NUMBER-AVG)	3-31.0	2-57.0
FUMBLES-LOST	2-1	0-0
PENALTIES-YARDS	4-49	5-65
POSSESSION TIME	33:13	26:47
THIRD-DOWN CONVERSIONS	6 OF 17	4 OF 10
FOURTH-DOWN CONVERSIONS	1 OF 4	1 OF 3
RED-ZONE SCORES-CHANCES	0-3	4-4
SACKS BY: NUMBER-YARDS	0-0	0-0

RUSHING: UTC-ELIJAH IBITOKUN-HANKS 15-85; AILYM FORD 15-41; NICK TIANO 2-15; JEFFREY WOOD II 8-14; DRAYTON ARNOLD 2-9; TEAM 2-MINUS 13
 TENNESSEE-TY CHANDLER 10-46; TIM JORDAN 5-33; ERIC GRAY 8-32; FRED ORR 7-32; CHIP OMER 2-24; BRIAN MAURER 4-16; JAMES CHRISTIAN 2-12.

PASSING: UTC-NICK TIANO 4-16-2-40; DRAYTON ARNOLD 5-10-2-36
 TENNESSEE-JARRETT GUARANTANO 7-8-0-142; J.T. SHROUT 3-9-0-23; BRIAN MAURER 0-2-0-0.

RECEIVING: UTC-CHRIS JAMES 2-18; LAMERIC TUCKER 1-15; DEMARCUS WILLIAMS 1-11; ANDREW MANNING 1-9; JUWAN TYUS 1-8; BRYCE NUNNELLY 1-7; KANORE MCKINNON 1-7; GAGE UPSHAW 1-1.
 TENNESSEE-MARQUEZ CALLAWAY 2-59; CEDRIC TILLMAN 2-38; PRINCETON FANT 1-19; JOSH PALMER 1-18; JAUAN JENNINGS 1-12; BRANDON JOHNSON 1-9; DOM WOOD-ANDERSON 1-6; ERIC GRAY 1-4.



GAME 4
Tennessee
#9/8 Florida

3
34

September 21 | Ben Hill Griffin Stadium | Gainesville, Fla. | 12:02 p.m. ET | Attendance: 82,776

GAINESVILLE, FLA. – Despite a third quarter that saw Tennessee force two turnovers and record a pair of sacks, the Vols fell to the No. 9/8 Florida Gators 34-3 on Saturday afternoon in Ben Hill Griffin Stadium in their SEC opener.

The UT defense completed the afternoon forcing three turnovers.

Senior linebacker Daniel Bituli recorded a game-high two sacks. His first sack of the season forced a Kyle Trask fumble, the first of his career, which was recovered by freshman Henry To'o To'o at the UF 19-yard line.

Bituli and To'o To'o had eight tackles each to lead the Vols.

In the secondary, Theo Jackson and Alonte Taylor recorded their first career interceptions in the third quarter. Taylor's came off a pass-breakup from Jackson.

Though the Vols struggled offensively, Jennings had a milestone day. UT's opening drive saw Jennings become the 22nd Vol to reach the 100-reception milestone. The catch came on a six-yard toss from Guarantano. Jennings finished the game with seven catches for 73 yards. He is now tied for 16th on the Vols' all-time reception list with 106 catches.

Quavaris Crouch recorded his first career carry in the third quarter, going four yards for a first down.

	1	2	3	4	Final
Tennessee	0	0	3	0	3
Florida	7	10	7	10	34

SCORING SUMMARY

1st Quarter

12:44 UF - Pitts,K. 19 yd pass from Trask, K. (McPherson, E. kick), 5-75 2:16 0 - 7

2nd Quarter

10:02 UF - McPherson, E. 22 yd field goal, 6-41 2:08 0 - 10
 00:00 UF - Perine, L. 1 yd run (McPherson, E. kick) 9-61 4:56 0 - 17

3rd Quarter

11:24 UT - Cimaglia, B. 40 yd field goal, 11-52 3:36 3 - 17
 09:11 UF - Swain, F. 29 yd pass from Trask, K. (McPherson, E. kick), 6-75 2:13 3 - 24

4th Quarter

11:31 UF - Pierce, D. 10 yd run (McPherson, E. kick), 8-64 3:20 3 - 31
 02:21 UF - McPherson, E. 37 yd field goal, 14-46 7:03 3 - 34

	UT	UF
SCORE	3	34
FIRST DOWNS	12	25
RUSHES-YARDS (NET)	27-88	37-128
PASSING YDS (NET)	151	313
PASSES ATT-COMP-INT	14-28-3	24-34-2
TOTAL OFFENSE PLAYS-YARDS	55-239	71-441
FUMBLE RETURNS-YARDS	0-0	0-0
PUNT RETURNS-YARDS-TD	1-0-0	1-10-0
KICKOFF RETURNS-YARDS-TD	0-0-0	0-0-0
INTERCEPTION RETURNS-YARDS	2-0	3-0
PUNTS (NUMBER-AVG)	5-39.4	1-43.0
FUMBLES-LOST	1-1	1-1
PENALTIES-YARDS	7-75	5-44
POSSESSION TIME	25:46	34:14
THIRD-DOWN CONVERSIONS	4 OF 13	5 OF 12
FOURTH-DOWN CONVERSIONS	0 OF 0	2 OF 3
RED-ZONE SCORES-CHANCES	1-2	5-5
SACKS BY: NUMBER-YARDS	2-9	4-9

RUSHING: TENNESSEE-TY CHANDLER 10-34; ERIC GRAY 6-27; TIM JORDAN 3-16; JARRETT GUARANTANO 4-6; QUVARIS CROUCH 1-4; BRIAN MAURER 3-1
 FLORIDA-LAMICAL PERINE 14-62; DAMEON PIERCE 11-39; MALIK DAVIS 6-20; JACOB COPELAND 1-8; EMORY JONES 1-5; KYLE TRASK 4-MINUS 6.

PASSING: TENNESSEE-JARRETT GUARANTANO 12-17-2-107; BRIAN MAURER 4-11-1-44
 FLORIDA-KYLE TRASK 20-28-2-293; EMORY JONES 4-6-2-20.

RECEIVING: TENNESSEE-JAUAN JENNINGS 7-73; JOSH PALMER 2-24; MARQUEZ CALLAWAY 1-27; BRANDON JOHNSON 1-22; AUSTIN POPE 1-5; TIM JORDAN 1-2; BRIAN MAURER 1-MINUS 2
 FLORIDA-KYLE PITTS 4-62; VAN JEFFERSON 4-31; FREDDIE SWAIN 3-67; TYRIE CLEVELAND 3-43; MALIK DAVIS 3-17; TREVON GRIMES 2-60; JACOB COPELAND 2-22; JOSH HAMMOND 1-10; LAMICAL PERINE 1-1; DAMEON PIERCE 1-0

GAME RECAPS



GAME 5
#3/3 Georgia
Tennessee

43
14

October 5 | Neyland Stadium | Knoxville, Tenn. | 7:06 p.m. ET | Attendance: 92,709

KNOXVILLE, TENN. – Tennessee took a 14-10 second-quarter lead over No. 3 Georgia behind gritty play from true freshman quarterback Brian Maurer before falling, 43-14, in front of a crowd of 92,709 Saturday night at Neyland Stadium.

In his first career start for the Vols (1-4, 0-2 SEC), Maurer completed 14 of 28 passes for 259 yards and two touchdowns. The Ocala, Fla., native connected on 10 of 21 attempts in the first half for 205 yards and two TDs, propelling UT to a four-point lead with 14:57 to go in the second stanza.

Redshirt senior Jauan Jennings turned in a career-high 114 yards receiving and tied his career best with seven receptions. He eclipsed the 100-yard mark for the fourth time as a Vol. Senior Marquez Callaway posted his second career 100-yard receiving game, hauling in three balls for 105 yards and a touchdown.

The efforts by Jennings and Callaway gave Tennessee a pair of 100-yard receivers in a game for the first time since Nov. 10, 2012. On that date, Justin Hunter and Mychal Rivera accomplished the feat vs. Missouri.

Georgia (5-0, 2-0 SEC) stayed unbeaten behind junior quarterback Jake Fromm, who completed 24 of 29 passes for 288 yards and two touchdowns and helped the Bulldog offense win the time of possession battle 36:28 to 23:32.

	1	2	3	4	Final
Georgia	10	16	3	14	43
Tennessee	7	7	0	0	14

SCORING SUMMARY

1st Quarter

07:07 UGA - Swift, D. 1 yd run (Blankenship, R. kick), 12-84 6:51 7 - 0
 06:25 UT - Callaway, M. 73 yd pass from Maurer, B. (Cimaglia, B. kick), 2-75 0:42 7 - 7
 02:34 UGA - UGA Blankenship, R. 50 yd field goal, 7-43 3:51 10 - 7

2nd Quarter

14:57 UT - Jennings, J. 12 yd pass from Maurer, B. (Cimaglia, B. kick), 10-75 2:37 10 - 14
 11:31 UGA - Blankenship, R. 34 yd field goal, 8-58 3:26 13 - 14
 01:59 UGA - Cager, L. 3 yd pass from Fromm, J. (Blankenship, R. kick), 6-60 2:03 20 - 14
 00:09 UGA - Pickens, G. 7 yd pass from Fromm, J. (Fromm, J. pass failed), 5-70 0:50 26 - 14

3rd Quarter

07:03 UGA - Blankenship, R. 27 yd field goal, 7-43 3:34 29 - 14

4th Quarter

08:02 UGA - Herrien, B. 1 yd run (Blankenship, R. kick), 10-75 6:04 36 - 14
 04:39 UGA - Crowder, T. 60 yd fumble recovery (Blankenship, R. kick) 43 - 14

SCORE

	UGA	UT
SCORE	43	14
FIRST DOWNS	26	20
RUSHES-YARDS (NET)	41-238	29-70
PASSING YDS (NET)	288	273
PASSES ATT-COMP-INT	24-29-0	15-33-1
TOTAL OFFENSE PLAYS-YARDS	70-526	62-343
FUMBLE RETURNS-YARDS-TD	1-60-1	0-0
PUNT RETURNS-YARDS-TD	1-6-0	0-0-0
KICKOFF RETURNS-YARDS-TD	0-0-0	0-0-0
INTERCEPTION RETURNS-YARDS-TD	1-0-0	0-0-0
PUNTS (NUMBER-AVG)	2-35.5	5-33.4
FUMBLES-LOST	0-0	2-1
PENALTIES-YARDS	11-107	6-51
POSSESSION TIME	36:28	23:32
THIRD-DOWN CONVERSIONS	5 OF 11	5 OF 12
FOURTH-DOWN CONVERSIONS	0 OF 1	0 OF 1
RED-ZONE SCORES-CHANCES	6-6	1-2
SACKS BY: NUMBER-YARDS	3-22	0-0

RUSHING: UGA-BRIAN HERRIEN 11-88; D'ANDRE SWIFT 17-72; ZAMIR WHITE 7-57; TYLER SIMMONS 3-19; JAKE FROMM 1-5; TEAM 2-MINUS 3
 TENNESSEE-TIM JORDAN 9-47; TY CHANDLER 7-38; JARRETT GUARANTANO 1-9; ERIC GRAY 5-5; BRIAN MAURER 7-MINUS 29.

PASSING: UGA-JAKE FROMM 24-29-0-288
 TENNESSEE-BRIAN MAURER 14-28-1-259; JARRETT GUARANTANO 1-5-0-14.

RECEIVING: UGA-LAWRENCE CAGER 5-58; D'ANDRE SWIFT 4-72; TYLER SIMMONS 3-26; GEORGE PICKENS 3-23; DEMETRIS ROBERTSON 2-61; ELI WOLF 2-18; MATT LANDERS 2-17; JAMES COOK 2-12; BRIAN HERRIEN 1-1
 TENNESSEE-JAUAN JENNINGS 7-114; MARQUEZ CALLAWAY 3-105; DOM WOOD-ANDERSON 2-30; TIM JORDAN 1-11; AUSTIN POPE 1-10; TY CHANDLER 1-3.



GAME 6
Mississippi State
Tennessee

10
20

October 12 | Neyland Stadium | Knoxville, Tenn. | 12:03 p.m. ET | Attendance: 85,462

KNOXVILLE, TENN. – Limiting Mississippi State to a season-low 10 points in the game, Tennessee secured its first SEC victory of the season, winning 20-10 over the Bulldogs Saturday afternoon in Neyland Stadium.

Mississippi State's (3-3, 1-2 SEC) Kylin Hill came into today's game as the SEC leader in rushing yards with 119.2 yards per game. Tennessee (2-4, 1-2 SEC) held Hill to just 13 rushing yards, the lowest amount for the Doak Walker Award Watch List member since Nov. 11, 2017 when he had seven yards against Alabama.

The Vols limited the Bulldogs to just 121 yards on the ground. They came into Saturday's matchup ranked fourth in the SEC with 206.2 rushing yards per game.

"I think our guys played gaps sound," head coach Jeremy Pruitt said. "We struck blockers, changed the line of scrimmage a little bit, wrapped-up tackled, gang tackled, and made some plays in space. Going into the game we felt like we needed to make their quarterbacks beat us, not let this guy beat us, and that's kind of what we tried to do there and I think our kids did a nice job of executing the game plan."

Senior wide receiver Tyler Byrd secured the Tennessee victory when he caught a pass in the left flat from redshirt junior quarterback Jarrett Guarantano. After getting two blocks, Byrd sprinted 39 yards down the left sideline and into the south endzone to put Tennessee up 20-10 with 2:35 left in the game.

The Tennessee defense sealed the game on Mississippi State's final drive of the game sacking Bulldog quarterback Garrett Shrader three times. The Vols' seven sacks in the game are the most in the Jeremy Pruitt era and mark the most since Tennessee also had seven sacks against UMass on Sept. 23, 2017.

	1	2	3	4	Final
MSU	0	3	0	7	10
Tennessee	7	3	3	7	20

SCORING SUMMARY

1st Quarter

04:56 UT - Jordan, T. 15 yd run (Cimaglia, B. kick), 8-60 4:31 0 - 7

2nd Quarter

07:40 MSU - Christmann, J. 51 yd field goal, 13-59 7:08 3 - 7
 00:00 UT - Cimaglia, B. 49 yd field goal, 4-5 0:59 3 - 10

3rd Quarter

06:12 UT - Cimaglia, B. 22 yd field goal, 7-56 3:46 3 - 13

4th Quarter

08:27 MSU - Thomas, D. 17 yd pass from Shrader, G. (Christmann, J. kick), 8-90 3:37 10 - 13
 02:35 UT - Byrd, T. 38 yd pass from Guarantano, J. (Cimaglia, B. kick), 9-91 5:44 10 - 20

SCORE

	MSU	UT
SCORE	10	20
FIRST DOWNS	20	14
RUSHES-YARDS (NET)	37-121	44-190
PASSING YDS (NET)	146	167
PASSES ATT-COMP-INT	11-21-3	10-14-2
TOTAL OFFENSE PLAYS-YARDS	58-267	58-357
FUMBLE RETURNS-YARDS-TD	0-0-0	0-0-0
PUNT RETURNS-YARDS-TD	0-0-0	1-13-0
KICKOFF RETURNS-YARDS-TD	1-9-0	1-14-0
INTERCEPTION RETURNS-YARDS-TD	2-0-0	3-35-0
PUNTS (NUMBER-AVG)	4-43.2	4-46.2
FUMBLES-LOST	1-0	0-0
PENALTIES-YARDS	4-15	3-34
POSSESSION TIME	26:58	33:02
THIRD-DOWN CONVERSIONS	5 OF 12	7 OF 15
FOURTH-DOWN CONVERSIONS	1 OF 1	0 OF 0
RED-ZONE SCORES-CHANCES	1-2	2-4
SACKS BY: NUMBER-YARDS	1-5	7-33

RUSHING: MSU-GARRETT SHRADER 13-62; TOMMY STEVENS 9-26; KYLIN HILL 11-13; JAVONTA PAYTON 1-11; NICK GIBSON 2-5; ISAIAH ZUBER 1-4
 TENNESSEE-TY CHANDLER 16-63; TIM JORDAN 19-59; BRIAN MAURER 3-41; JAUAN JENNINGS 1-22; ERIC GRAY 2-7; DOM WOOD-ANDERSON 1-5; TEAM 1-MINUS 2; JARRETT GUARANTANO 1-MINUS 5.

PASSING: MSU-TOMMY STEVENS 6-11-2-67; GARRETT SHRADER 5-10-1-79
 TENNESSEE-BRIAN MAURER 4-7-2-61; JARRETT GUARANTANO 6-7-0-106.

RECEIVING: MSU-OSIRUS MITCHELL 5-58; STEPHEN GUIDRY 2-36; DEDDRICK THOMAS 2-25; LEE WITHERSPOON 1-18; FARROD GREEN 1-9
 TENNESSEE-TYLER BYRD 3-56; JAUAN JENNINGS 3-17; RAMEL KEYTON 1-41; DOM WOOD-ANDERSON 1-28; JOSH PALMER 1-16; TIM JORDAN 1-9.

GAME RECAPS



GAME 7

Tennessee
#1/1 Alabama

13
35

October 19 | Bryant-Denny Stadium | Tuscaloosa, Ala. | 9:11 p.m. ET | Attendance: 101,821

TUSCALOOSA, Ala. – Tennessee went toe-to-toe with No. 1 Alabama on Saturday night in front of a capacity crowd at Bryant-Denny Stadium, but was plagued by penalties and missed opportunities inside the red zone in a 35-13 loss to the defending SEC champions.

The Vols held the Crimson Tide's high-powered offense to season lows in points (35), passing yards (233) and total yards (373), but were penalized 13 times for 93 yards and had to settle for field goals twice in the red zone.

Nigel Warrior led UT with six tackles and an interception that set up UT's lone touchdown. It was the third pick of the year for Warrior and just the second interception thrown by Bama quarterback Tua Tagovailoa this season. Of the 10 interceptions Tagovailoa has thrown in his career, two have come against the Vols.

Junior running back Tim Jordan led Tennessee's attack with 17 carries for 94 yards while Jauan Jennings hauled in six catches for 66 yards to move into 10th in career receptions in program history. Jennings now has 122 catches and passed Larry Seivers for 10th on the all-time list.

For the second straight game, the Big Orange were forced to use multiple quarterbacks after starter Brian Maurer had to leave the game with an injury.

Maurer was 5-for-7 for 62 yards and also added a rushing touchdown before having to leave the game. His 2-yard rushing score in the first quarter was the first by a UT quarterback against Alabama since Casey Clausen's game-winning 1-yard touchdown in the fifth overtime of Tennessee's 51-43 win over the Crimson Tide in Tuscaloosa in 2003.

Jarrett Guarantano completed just 7-of-16 passes for 55 yards while redshirt freshman J.T. ShROUT was 0-for-1 on the night after taking over on the final two drives.

Tagovailoa was also forced to leave the game early after sustaining an apparent lower-leg injury in the second quarter. He finished the night 11-of-12 for 155 yards and an interception. Backup quarterback Mac Jones went 6-for-11 for 72 yards after taking over for Tagovailoa.

With Tagovailoa out, the Tide leaned on their running game and junior running back Najee Harris, who had a game-high 105 rushing yards and two touchdowns on 21 carries. Alabama finished with 140 yards on the ground for the game.

Junior kicker Brent Cimaglia made both of his field goal attempts to account for the rest of the Vols' points.

	1	2	3	4	Final
Tennessee	7	3	3	0	13
Alabama	14	7	7	7	35

SCORING SUMMARY

1st Quarter

11:22 UA - Harris, N. 1 yd run (Bulovas, J. kick), 4-35 2:05 0 - 7
 04:21 UT - Maurer, B. 2 yd run (Cimaglia, B. kick), 6-41 3:12 7 - 7
 01:35 UA - Robinson Jr, B. 9 yd run (Bulovas, J. kick) 6-65 2:46 7 - 14

2nd Quarter

11:54 UT - Cimaglia, B. 37 yd field goal, 11-55 4:41 10 - 14
 09:02 UA - Harris, N. 1 yd run (Bulovas, J. kick), 6-75 2:52 10 - 21

3rd Quarter

08:32 UT - Cimaglia, B. 32 yd field goal, 11-40 4:29 13 - 21
 04:55 UA - Forristall, M. 6 yd pass from Bolden, S. (Bulovas, J. kick) 13 - 28

4th Quarter

07:21 UA - Diggs, T. 100 yd fumble recovery (Bulovas, J. kick) 13 - 35

	UT	UA
SCORE	13	35
FIRST DOWNS	18	23
RUSHES-YARDS (NET)	37-114	34-140
PASSING YDS (NET)	117	233
PASSES ATT-COMP-INT	12-24-1	18-24-1
TOTAL OFFENSE PLAYS-YARDS	61-231	58-373
FUMBLE RETURNS-YARDS-TD	0-0-0	1-100-1
PUNT RETURNS-YARDS-TD	1-22-0	2-35-0
KICKOFF RETURNS-YARDS-TD	5-79-0	2-43-0
INTERCEPTION RETURNS-YARDS-TD	1-59-0	1-4-0
PUNTS (NUMBER-AVG)	5-36.6	3-42.0
FUMBLES-LOST	1-1	0-0
PENALTIES-YARDS	13-93	8-93
POSSESSION TIME	31:44	28:16
THIRD-DOWN CONVERSIONS	7 OF 15	6 OF 10
FOURTH-DOWN CONVERSIONS	0 OF 1	0 OF 1
RED-ZONE SCORES-CHANCES	3-4	4-6
SACKS BY: NUMBER-YARDS	2-15	3-23

RUSHING: TENNESSEE-TIM JORDAN 17-94; TY CHANDLER 4-23; ERIK GRAY 3-12; BRIAN MAURER 2-1; QUAVARIS CROUCH 1-1; JAUAN JENNINGS 1-1; TEAM 1-MINUS 2; JARRETT GUARANTANO 7-MINUS 4; J.T. SHROUT 1-MINUS 12
 ALABAMA-NAJEE HARRIS 21-105; B. ROBINSON JR 7-40; KEILAN ROBINSON 3-6; TUA TAGOVAILOA 1-MINUS 5; MAC JONES 2-MINUS 6.

PASSING: TENNESSEE-JARRETT GUARANTANO 7-16-0-55; BRIAN MAURER 5-7-1-62; J.T. SHROUT 0-1-0-0
 ALABAMA-TUA TAGOVAILOA 11-12-1-155; MAC JONES 6-11-0-72; SLADE BOLDEN 1-1-0-6

RECEIVING: TENNESSEE-JAUAN JENNINGS 6-66; TY CHANDLER 2-9; DOM WOOD-ANDERSON 2-9; JOSH PALMER 1-20; MARQUEZ CALLAWAY 1-13
 ALABAMA-HENRY RUGGS III 4-72; NAJEE HARRIS 4-48; JERRY JEUDY 3-41; M. FORRISTALL 3-28; B. ROBINSON JR. 2-13; DEVONTA SMITH 1-18; JAYLEN WADDLE 1-13.



GAME 8

South Carolina
Tennessee

21
41

October 26 | Neyland Stadium | Knoxville, Tenn. | 7:01 p.m. ET | Attendance: 87,397

KNOXVILLE, Tenn. – A second-half shutout, a career day from senior receiver Jauan Jennings and two special teams scores propelled Tennessee to a 41-21 victory over South Carolina for its second SEC victory of 2019 Saturday at Neyland Stadium.

"We keep talking about finding a way to win, and we found a way to win tonight against a really good football team," Tennessee head coach Jeremy Pruitt said. "(In) the second half, the way our guys responded, it was fantastic. We moved the ball on offense. We got a blocked punt; we just really dominated the second half in all phases."

Jennings' seven catches moved him to sixth in program history with 129 career grabs. His 174 receiving yards set a new career-high, while placing him 10th all-time in UT history with 1,836 career receiving yards. Jennings also hauled in two touchdowns, moving him into a tie for eighth all-time with 17 receiving scores, tying Alvin Harper.

Fellow senior wide receiver Marquez Callaway also had a big day, racking up 102 receiving yards and a touchdown on three catches. The Georgia native also had a 65-yard punt return for a touchdown in the second quarter, the third of his career.

The duo of Jarrett Guarantano and J.T. ShROUT combined for 351 passing yards and three touchdowns through the air as the Vols recorded their most passing yards in a game since posting 402 at Texas A&M on Oct. 8, 2016. Guarantano finished the day 11-of-19 for 229 yards and two touchdowns while ShROUT went 7-for-11 for 122 yards and a touchdown in his first time seeing significant action.

Senior linebacker Daniel Bituli led the defensive effort, tallying a game-high 15 tackles with 11 of them being solo. Bituli also blocked a punt and recovered it in the end zone for a touchdown in the fourth quarter to put the final nail in the coffin.

Fellow senior Darrell Taylor chipped in with two sacks, both coming at critical moments. His performance was the fourth multi-sack game of his career.

	1	2	3	4	Final
South Carolina	7	14	0	0	21
Tennessee	3	14	14	10	41

SCORING SUMMARY

1st Quarter

14:49 SC - Smith, S. 75 yd pass from Hilinski, R. (White, P. kick), 1-75 0:11 0 - 7
 07:19 UT - Cimaglia, B. 46 yd field goal, 9-36 4:00 3 - 7

2nd Quarter

09:50 UT - Callaway, M. 65 yd punt return (Cimaglia, B. kick) 10 - 7
 03:16 SC - Denson, M. 1 yd run (White, P. kick), 9-44 2:23 10 - 14
 02:34 UT - Jennings, J. 48 yd pass from Guarantano, J. (Cimaglia, B. kick), 2-75 0:42 17 - 14
 00:10 SC - Feaster, T. 1 yd run (White, P. kick), 11-75 2:24 17 - 21

3rd Quarter

08:16 UT - Jennings, J. 19 yd pass from Guarantano, J. (Cimaglia, B. kick), 7-48 2:30 24 - 21
 05:07 UT - Callaway, M. 55 yd pass from ShROUT, J. (Cimaglia, B. kick), 4-68 2:06 31 - 21

4th Quarter

12:21 UT - Cimaglia, B. 31 yd field goal, 7-51 3:12 34 - 21
 11:41 UT - Bituli, D. 29 yd blocked punt return (Cimaglia, B. kick) 41 - 21

	SC	UT
SCORE	21	41
FIRST DOWNS	22	20
RUSHES-YARDS (NET)	30-78	38-134
PASSING YDS (NET)	319	351
PASSES ATT-COMP-INT	51-28-0	30-18-0
TOTAL OFFENSE PLAYS-YARDS	81-397	68-485
FUMBLE RETURNS-YARDS	0-0	0-0
PUNT RETURNS-YARDS	1-6	3-101
KICKOFF RETURNS-YARDS	1-15	0-0
INTERCEPTION RETURNS-YARDS	0-0	0-0
PUNTS (NUMBER-AVG)	8-44.4	4-44.0
FUMBLES-LOST	0-0	0-0
PENALTIES-YARDS	8-65	8-49
POSSESSION TIME	25:32	34:28
THIRD-DOWN CONVERSIONS	4 OF 18	5 OF 14
FOURTH-DOWN CONVERSIONS	2 OF 5	0 OF 1
RED-ZONE SCORES-CHANCES	2-2	2-3
SACKS BY: NUMBER-YARDS	0-0	3-24

RUSHING: SOUTH CAROLINA-TAVIEN FEASTER 19-80; MON DENSON 7-12; RYAN HILINSKI 4-MINUS 14.
 TENNESSEE-TY CHANDLER 16-78; JAUAN JENNINGS 5-18; TIM JORDAN 8-17; JARRETT GUARANTANO 2-15; J.T. SHROUT 1-6; ERIK GRAY 3-5; TEAM 3-MINUS 5.

PASSING: SOUTH CAROLINA-RYAN HILINSKI 28-51-0-319.
 TENNESSEE-JARRETT GUARANTANO 11-19-0-229; J.T. SHROUT 7-11-0-122.

RECEIVING: SOUTH CAROLINA-SHI SMITH 11-156; BRYAN EDWARDS 8-83; NICK MUSE 4-23; JOSH VANN 2-26; KYLE MARKWAY 1-16; ORTRE SMITH 1-10; TAVIEN FEASTER 1-5.
 TENNESSEE-JAUAN JENNINGS 7-174; JOSH PALMER 5-55; MARQUEZ CALLAWAY 3-102; CEDRIC TILLMAN 1-19; TYLER BYRD 1-5; PRINCETON FANT 1-MINUS 4.

GAME RECAPS



GAME 9
UAB
Tennessee

7
30

November 2 | Neyland Stadium | Knoxville, Tenn. | 7:02 p.m. ET | Attendance: 85,791

KNOXVILLE, Tenn. – Sophomore cornerback Bryce Thompson tied a single-game school record with three interceptions, and Tennessee converted four UAB turnovers into 20 points Saturday night en route to a 30-7 Homecoming victory in front of a crowd of 85,791 at Neyland Stadium.

"I felt like we kept them behind the chains," head coach Jeremy Pruitt said. "They do a lot of seven-man protecting, which is what they do. That is one of the reasons why they don't give up a lot of sacks, because they are in seven-man protect all the time. But we did get a little bit of pressure. I thought we guarded them in the back end. I thought our defensive staff did a really nice job getting our guys ready to play. I thought our defensive players practiced well all week, so it was not surprising how they played. So it was good when they made mistakes, we made them pay. Bryce (Thompson) made three interceptions. Darel Middleton caused a fumble that Aubrey Solomon recovered. We should've had that pick at the end, but it was dropped out there in the middle of the field. But when they make mistakes, you've got to make them pay, and we did that tonight."

Tennessee, which won for the third time in its last four outings, improved to 4-5 overall. UAB saw its record fall to 6-2.

Thompson, who had all of his takeaways in the first half, became the ninth Vol to record three picks in a contest. The most recent to do it was Deon Grant, who had a trifecta vs. Auburn in 1999. Thompson now has three interceptions this season and six for his career.

Quarterback Jarrett Guarantano, who had surgery on his left hand last Sunday after injuring it vs. South Carolina on Saturday evening, handled the majority of the snaps for Tennessee. The redshirt junior completed 13 of 21 passes for 147 yards with a touchdown and an interception.

Redshirt senior Jauan Jennings caught five balls for 70 yards to lead all receivers and moved into ninth place in career receiving yards at Tennessee with 1,906. He also added a two-yard touchdown run. Junior Ty Chandler paced UT's rushing attack with 85 yards and a touchdown on 16 carries.

Defensively, the Vols limited UAB to 237 total yards, including only 63 on the ground. UT was led in tackles by senior safety Nigel Warrior and freshman linebacker Henry T'o'o To'o, who recorded six and five stops, respectively.

	1	2	3	4	Final
UAB	0	0	0	7	7
Tennessee	6	17	7	0	30

SCORING SUMMARY

1st Quarter

13:27 UT - Cimaglia, B. 36 yd field goal, 4-1 1:19 0 - 3
 04:44 UT - Cimaglia, B. 48 yd field goal, 11-56 5:39 0 - 6

2nd Quarter

13:38 UT - Cimaglia, B. 53 yd field goal, 4-MINUS 5 1:00 0 - 9
 11:36 UT - Chandler, T. 11 yd run (Cimaglia, B. kick), 5-30 1:52 0 - 16
 03:08 UT - Jennings, J. 2 yd run (Cimaglia, B. kick), 6-43 3:29 0 - 23

3rd Quarter

01:08 UT - Gray, E. 13 yd pass from Guarantano, J. (Cimaglia, B. kick), 11-74 6:07 0 - 30

4th Quarter

02:35 UAB - Stanley, L. 15 yd pass from Hopkins, D. (Vogel, N. kick), 11-59 5:05 7 - 30

	UAB	UT
SCORE	7	30
FIRST DOWNS	12	20
RUSHES-YARDS (NET)	25-63	39-121
PASSING YDS (NET)	174	181
PASSES ATT-COMP-INT	14-30-3	16-27-1
TOTAL OFFENSE PLAYS-YARDS	55-237	66-302
FUMBLE RETURNS-YARDS-TD	0-0-0	0-0-0
PUNT RETURNS-YARDS-TD	0-0-0	1-10-0
KICKOFF RETURNS-YARDS-TD	2-23-0	0-0-0
INTERCEPTION RETURNS-YARDS-TD	1-0-0	3-28-0
PUNTS (NUMBER-AVG)	7-39.7	5-44.0
FUMBLES-LOST	2-1	2-0
PENALTIES-YARDS	5-49	3-5
POSSESSION TIME	26:05	33:55
THIRD-DOWN CONVERSIONS	6 OF 14	5 OF 13
FOURTH-DOWN CONVERSIONS	0 OF 0	0 OF 0
RED-ZONE SCORES-CHANCES	1-1	4-5
SACKS BY: NUMBER-YARDS	2-13	3-19

RUSHING: UAB-LUCIOUS STANLEY 9-34; JERMAINE BROWN JR 4-22; DYLAN HOPKINS 2-6; JONATHAN HADEN 2-4; MYRON MITCHELL 1-4; TEAM 1-MINUS 1 1-1; TYLER JOHNSTON III 6-MINUS 6
 TENNESSEE-TY CHANDLER 16-85; TIM JORDAN 6-19; J.T. SHROUT 1-10; ERIC GRAY 8-8; JOSH PALMER 1-4; QUAVARIS CROUCH 2-3; JAUAN JENNINGS 1-2; JARRETT GUARANTANO 4-MINUS 10.

PASSING: UAB-TYLER JOHNSTON III 11-22-3-136; DYLAN HOPKINS 3-8-0-38
 TENNESSEE-JARRETT GUARANTANO 13-21-1-147; J.T. SHROUT 3-6-0-34.

RECEIVING: UAB-MYRON MITCHELL 5-63; AUSTIN WATKINS 3-34; LUCIOUS STANLEY 3-30; KENDALL PARHAM 2-30; HAYDEN PITTMAN 1-17
 TENNESSEE-JAUAN JENNINGS 5-70; DOM WOOD-ANDERSON 3-34; ANDREW CRAIG 1-29; TY CHANDLER 2-14; ERIC GRAY 1-13; MARQUEZ CALLAWAY 1-10; AUSTIN POPE 1-6; JOSH PALMER 1-4; JACOB WARREN 1-1.

2019 STATISTICS

OVERALL: 4-5

SEC: 2-3

HOME: 4-3

AWAY: 0-2

NEUTRAL: 0-0

SCHEDULE & RESULTS

Date	UT (rank)	Opponent	TV	Site	Time/Result	Attend.	Top Rusher	Top Passer (C-A-Y-TD)	Top Receiver (Yds)	Top Tackler
Aug. 31	--	vs. Georgia St.	ESPNU	Knoxville	L, 38-30	85,503	T. Chandler (6-48-1)	J. Guarantano (26-40-311-1)	J. Jennings (7-108)	Two tied (7)
Sept. 7	--	vs. BYU	ESPN	Knoxville	L, 29-26 (20T)	92,475	T. Chandler (26-154-0)	J. Guarantano (17-28-176-2)	J. Jennings (4-88)	T. Jackson (9)
Sept. 14	--	vs. Chattanooga	SECN	Knoxville	W, 45-0	86,208	T. Chandler (10-46-1)	J. Guarantano (7-8-142-3)	M. Callaway (2-59)	S. Reid (7)
Sept. 21	--	at #9/8 Florida	ESPN	Gainesville	L, 34-3	82,776	T. Chandler (10-34-0)	J. Guarantano (10-17-107-0)	J. Jennings (7-73)	Two tied (8)
Oct. 5		vs. #3/3 Georgia	ESPN	Knoxville	L, 43-14	92,709	T. Jordan (9-47-0)	B. Maurer (14-28-259-2)	J. Jennings (7-114)	N. Warrior (10)
Oct. 12		vs. -/RV Miss. State	SECN	Knoxville	W, 20-10	85,462	T. Chandler (16-63-0)	J. Guarantano (6-7-106-1)	T. Byrd (3-56)	D. Bituli (7)
Oct. 19		at #1/1 Alabama	ESPN	Tuscaloosa	L, 35-13	101,821	T. Jordan (17-94-0)	B. Maurer (5-7-62-0)	J. Jennings (6-66)	N. Warrior (6)
Oct. 26		vs. South Carolina	SECN	Knoxville	W, 41-21	87,397	T. Chandler (16-78-0)	J. Guarantano (11-19-229-2)	J. Jennings (7-174)	D. Bituli (15)
Nov. 2		vs. UAB	ESPNU	Knoxville	W, 30-7	85,791	T. Chandler (16-85-1)	J. Guarantano (13-21-147-1)	J. Jennings (5-70)	N. Warrior (6)
Nov. 9		at Kentucky	SECN	Lexington	7:30 p.m. ET					
Nov. 23		at Missouri	TBA	Columbia	TBA					
Nov. 30		vs. Vanderbilt	SECN	Knoxville	4 p.m. ET					

Rankings listed (AP/Coaches/CFP) HC-Homecoming *SEC

TEAM STATISTICS

TEAM STATISTICS	UT	OPP
SCORING	222	217
Points Per Game	24.7	24.1
Points Off Turnovers	50	48
FIRST DOWNS	167	185
Rushing	70	75
Passing	79	92
Penalty	18	18
RUSHING YARDAGE	1247	1239
Yards gained rushing	1435	1451
Yards lost rushing	188	212
Rushing Attempts	332	331
Average Per Rush	3.8	3.7
Average Per Game	138.6	137.7
TDs Rushing	7	14
PASSING YARDAGE	1892	1920
Comp-Att-Int	138-243-10	158-269-13
Average Per Pass	7.8	7.1
Average Per Catch	13.7	12.2
Average Per Game	210.2	213.3
TDs Passing	14	11
TOTAL OFFENSE	3139	3159
Total Plays	575	600
Average Per Play	5.5	5.3
Average Per Game	348.8	351.0
KICK RETURNS: #-Yards	12-243	6-90
PUNT RETURNS: #-Yards	10-217	7-59
INT RETURNS: #-Yards	13-150	10-24
KICK RETURN AVERAGE	20.2	15.0
PUNT RETURN AVERAGE	21.7	8.4
INT RETURN AVERAGE	11.5	2.4
FUMBLES-LOST	10-5	8-4
PENALTIES-Yards	54-446	57-516
Average Per Game	49.6	57.3
PUNTS-Yards	34-1426	37-1513
Average Per Punt	41.9	40.9
Net punt average	38.4	33.4
KICKOFFS-Yards	46-2855	43-2563
Average Per Kick	62.1	59.6
Net kick average	41.1	40.0
TIME OF POSSESSION/Game	30:18	29:42
3RD-DOWN Conversions	50/121	51/123
3rd-Down Pct	41%	41%
4TH-DOWN Conversions	2/11	7/17
4th-Down Pct	18%	41%
SACKS BY-Yards	23-135	18-114
MISC YARDS	0	0
TOUCHDOWNS SCORED	24	27
FIELD GOALS-ATTEMPTS	18-20	10-12
ON-SIDE KICKS	0-1	0-0
RED-ZONE SCORES	(24-32) 75%	(28-35) 80%
RED-ZONE TOUCHDOWNS	(14-32) 44%	(22-35) 63%
PAT-ATTEMPTS	(24-24) 100%	(25-25) 100%
ATTENDANCE	615545	184597
Games/Avg Per Game	7/87935	2/92298
Neutral Site Games		0/0

SCORE BY QUARTERS

	1st	2nd	3rd	4th	OT	Total
Tennessee	72	70	40	30	10	222
Opponents	48	57	31	68	13	217

RUSHING

Name	GP	Att	Gain	Loss	Net	Avg	TD	Long	Avg/G
Ty Chandler	9	111	591	22	569	5.1	3	53	63.2
Tim Jordan	8	74	317	16	301	4.1	1	33	37.6
Eric Gray	9	59	216	14	202	3.4	0	16	22.4
Jauan Jennings	9	9	45	0	45	5.0	1	22	5.0
Fred Orr	3	7	32	0	32	4.6	0	12	10.7
Brian Maurer	5	19	65	35	30	1.6	2	23	6.0
Chip Omer	1	2	24	0	24	12.0	0	18	24.0
James Christian	1	2	12	0	12	6.0	0	7	12.0
Ramel Keyton	8	1	10	0	10	10.0	0	10	1.2
Jacquez Jones	3	1	9	0	9	9.0	0	9	3.0
Quavaris Crouch	9	4	8	0	8	2.0	0	4	0.9
Dom Wood-Anderson	9	1	5	0	5	5.0	0	5	0.6
Josh Palmer	9	2	4	0	4	2.0	0	4	0.4
J.T. Shrout	4	3	16	12	4	1.3	0	10	1.0
Jarrett Guarantano	9	32	81	80	1	0.0	0	13	0.1
TEAM	4	5	0	9	-9	-1.8	0	0	-2.2
Total	9	332	1435	188	1247	3.8	7	53	138.6
Opponents	9	331	1451	212	1239	3.7	14	40	137.7

PASSING

Name	GP	Rating	Comp-Att-Int	Pct	Yds	TD	Lng	Avg/G
Jarrett Guarantano	9	144.35	98-161-5	60.9	1287	11	54	143.0
Brian Maurer	5	107.97	27-55-5	49.1	426	2	73	85.2
J.T. Shrout	4	116.06	13-27-0	48.1	179	1	55	44.8
Total	9	132.97	138-243-10	56.8	1892	14	73	210.2
Opponents	9	122.52	158-269-13	58.7	1920	11	75	213.3

RECEIVING

Name	GP	Rec	Yds	Avg	TD	Long	Avg/G
Jauan Jennings	9	47	722	15.4	7	51	80.2
Marquez Callaway	9	18	384	21.3	4	73	42.7
Josh Palmer	9	18	210	11.7	0	22	23.3
Dom Wood-Anderson	9	13	191	14.7	0	54	21.2
Eric Gray	9	10	73	7.3	1	14	8.1
Ty Chandler	9	8	30	3.8	0	9	3.3
Tyler Byrd	9	4	61	15.2	1	39	6.8
Cedric Tillman	7	4	60	15.0	1	28	8.6
Tim Jordan	8	4	25	6.2	0	11	3.1
Austin Pope	9	4	21	5.2	0	10	2.3
Brandon Johnson	4	2	31	15.5	0	22	7.8
Princeton Fant	5	2	15	7.5	0	19	3.0
Ramel Keyton	8	1	41	41.0	0	41	5.1
Andrew Craig	8	1	29	29.0	0	29	3.6
Jacob Warren	5	1	1	1.0	0	1	0.2
Brian Maurer	5	1	-2	-2.0	0	0	-0.4
Total	9	138	1892	13.7	14	73	210.2
Opponents	9	158	1920	12.2	11	75	213.3

2019 STATISTICS

PUNT RETURNS

Name	Ret	Yds	Avg	TD	Long
Marquez Callaway	7	141	20.1	1	65
Tyler Byrd	1	16	16.0	0	0
Eric Gray	1	7	7.0	0	7
Daniel Bituli	1	29	29.0	1	29
Brandon Johnson	0	24	0.0	1	24
Total	10	217	21.7	3	65
Opponents	7	59	8.4	0	22

KICKOFF RETURNS

Name	Ret	Yds	Avg	TD	Long
Ty Chandler	9	204	22.7	0	58
Marquez Callaway	2	37	18.5	0	21
LaTrell Bumphus	1	2	2.0	0	2
Total	12	243	20.2	0	58
Opponents	6	90	15.0	0	24

FUMBLE RETURNS

Name	Ret	Yds	Avg	TD	Long
Total	0	0	0.0	0	0
Opponents	2	160	80.0	2	100

INTERCEPTIONS

Name	No.	Yds	Avg	TD	Long
Bryce Thompson	3	28	9.3	0	23
Nigel Warrior	3	78	26.0	0	59
Jeremy Banks	2	6	3.0	0	6
Alontae Taylor	1	0	0.0	0	0
Trevon Flowers	1	14	14.0	0	14
Kenneth George Jr.	1	24	24.0	0	24
Kenney Solomon	1	0	0.0	0	0
Theo Jackson	1	0	0.0	0	0
Total	13	150	11.5	0	59
Opponents	10	24	2.4	0	20

PUNTING

Name	Punts	Yds	Avg	Lg	TB	FC	I20	50+	Blkd
Joe Doyle	21	869	41.4	57	2	11	6	5	0
Paxton Brooks	13	557	42.8	59	1	2	5	3	0
Total	34	1426	41.9	59	3	13	11	8	0
Opponents	37	1513	40.9	66	3	7	9	11	2

KICKOFFS

Name	KO	YDS	AVG	TB	OB
Paxton Brooks	46	2855	62.1	35	1
Total	46	2855	62.1	35	1
Opponents	43	2563	59.6	24	0

FIELD GOALS

■ FIELD GOAL SEQUENCE BY PLAYER

Name	FGM-FGA	Pct.	1-19	20-29	30-39	40-49	50+	Lg	Blk
Brent Cimaglia	18-20	90.0	1-1	2-2	7-8	6-7	2-2	53	0

■ FIELD GOAL SEQUENCE BY GAME

	Tennessee	Opponents
Ga. State	(19), (48), (31)	(48)
BYU	(51), (39), (22), (40)	(31), (42), (33)
Chattanooga	(34)	-
Florida	(40)	(22), (37)
Georgia	47	(50), (34), (27)
Mississippi State	(49), (22)	(51), 36
Alabama	(37), (32)	41
South Carolina	(46), 39, (31)	-
UAB	(36), (48), (53)	-

Numbers in parentheses indicate field goal was made

* Indicates field goal was blocked

SCORING

Name	TD	FGs	PAT Kick	PAT Rush	PAT Rcv	PAT Pass	PAT DXP	Saf	Pts
Brent Cimaglia	0	18-20	24-24	0-0	0	0-0	0	0	78
Jauan Jennings	8	0-0	0-0	0-0	0	0-0	0	0	48
Marquez Callaway	5	0-0	0-0	0-0	0	0-0	0	0	30
Ty Chandler	3	0-0	0-0	0-0	0	0-0	0	0	18
Brian Maurer	2	0-0	0-0	0-0	0	0-0	0	0	12
Brandon Johnson	1	0-0	0-0	0-0	0	0-0	0	0	6
Tim Jordan	1	0-0	0-0	0-0	0	0-0	0	0	6
Cedric Tillman	1	0-0	0-0	0-0	0	0-0	0	0	6
Daniel Bituli	1	0-0	0-0	0-0	0	0-0	0	0	6
Tyler Byrd	1	0-0	0-0	0-0	0	0-0	0	0	6
Eric Gray	1	0-0	0-0	0-0	0	0-0	0	0	6
Total	24	18-20	24-24	0-0	0	0-0	0	0	222
Opponents	27	10-12	25-25	0-0	0	0-1	0	0	217

ALL-PURPOSE

Name	GP	Rush	Rec	PR	KR	IR	Tot	Avg/G
Ty Chandler	9	569	30	0	204	0	803	89.2
Jauan Jennings	9	45	722	0	0	0	767	85.2
Marquez Callaway	9	0	384	141	37	0	562	62.4
Tim Jordan	8	301	25	0	0	0	326	40.8
Eric Gray	9	202	73	7	0	0	282	31.3
Josh Palmer	9	4	210	0	0	0	214	23.8
Dom Wood-Anderson	9	5	191	0	0	0	196	21.8
Nigel Warrior	9	0	0	0	0	78	78	8.7
Tyler Byrd	9	0	61	16	0	0	77	8.6
Cedric Tillman	7	0	60	0	0	0	60	8.6
Brandon Johnson	4	0	31	24	0	0	55	13.8
Ramel Keyton	8	10	41	0	0	0	51	6.4
Fred Orr	3	32	0	0	0	0	32	10.7
Daniel Bituli	7	0	0	29	0	0	29	4.1
Andrew Craig	8	0	29	0	0	0	29	3.6
Bryce Thompson	6	0	0	0	0	28	28	4.7
Brian Maurer	5	30	-2	0	0	0	28	5.6
Chip Omer	1	24	0	0	0	0	24	24.0
Kenneth George Jr.	9	0	0	0	0	24	24	2.7
Austin Pope	9	0	21	0	0	0	21	2.3
Princeton Fant	5	0	15	0	0	0	15	3.0
Trevon Flowers	6	0	0	0	0	14	14	2.3
James Christian	1	12	0	0	0	0	12	12.0
Jacquez Jones	3	9	0	0	0	0	9	3.0
Quavaris Crouch	9	8	0	0	0	0	8	0.9
Jeremy Banks	4	0	0	0	0	6	6	1.5
J.T. Shrout	4	4	0	0	0	0	4	1.0
LaTrell Bumphus	7	0	0	0	2	0	2	0.3
Jarrett Guarantano	9	1	0	0	0	0	1	0.1
Jacob Warren	5	0	1	0	0	0	1	0.2
TEAM	4	-9	0	0	0	0	-9	-2.2
Total	9	1247	1892	217	243	150	3749	416.6
Opponents	9	1239	1920	59	90	24	3332	370.2

TOTAL OFFENSE

Name	GP	Plays	Rush	Pass	Tot	Avg/G
Jarrett Guarantano	9	193	1	1287	1288	143.1
Ty Chandler	9	111	569	0	569	63.2
Brian Maurer	5	74	30	426	456	91.2
Tim Jordan	8	74	301	0	301	37.6
Eric Gray	9	59	202	0	202	22.4
J.T. Shrout	4	30	4	179	183	45.8
Jauan Jennings	9	9	45	0	45	5.0
Fred Orr	3	7	32	0	32	10.7
Chip Omer	1	2	24	0	24	24.0
James Christian	1	2	12	0	12	12.0
Ramel Keyton	8	1	10	0	10	1.2
Jacquez Jones	3	1	9	0	9	3.0
Quavaris Crouch	9	4	8	0	8	0.9
Dom Wood-Anderson	9	1	5	0	5	0.6
Josh Palmer	9	2	4	0	4	0.4
TEAM	4	5	-9	0	-9	-2.2
Total	9	575	1247	1892	3139	348.8
Opponents	9	600	1239	1920	3159	351.0

2019 STATISTICS

DEFENSIVE STATISTICS

No.	Player	GP-GS	ST	AT	TT	TFL	Sacks	Int	PBU	QBH	FR-Yds	FF	Blk	Saf
18	Nigel Warrior	9-9	26	24	50	1.0-1	.	3-78	5
11	Henry To'o To'o	9-8	21	27	48	2.5-7	.	.	1	3	1-0	.	.	.
26	Theo Jackson	8-5	23	22	45	1.0-2	.	1-0	2
35	Daniel Bituli	7-7	24	19	43	3.0-10	2.0-9	.	2	2	.	1	1	.
12	Shawn Shamburger	9-9	21	15	36	3.0-23	2.0-21	.	2	1
19	Darrell Taylor	9-9	22	11	33	7.0-36	6.0-32	.	4	3	1-0	1	.	.
94	Matthew Butler	9-2	12	14	26	1.5-8	1.0-6
90	Greg Emerson	9-8	9	17	26	4.0-14	2.0-8	.	2
98	Aubrey Solomon	9-7	7	16	23	3.0-13	2.0-11	.	.	1	1-0	.	.	.
27	Quavaris Crouch	9-1	8	14	22	0.5-1	.	.	2	4
20	Bryce Thompson	6-6	13	9	22	2.0-6	1.0-4	3-28	2	1
2	Alontae Taylor	9-2	14	7	21	0.5-1	.	1-0	2
97	Darel Middleton	9-3	10	8	18	2.0-6	1.0-5	.	.	1	.	1	.	.
25	Trevon Flowers	6-2	8	9	17	.	.	1-14
23	Will Ignont	3-2	4	12	16	.	.	.	1	1
22	Jaylen McCollough	9-2	11	5	16	2.0-12	1.0-10	.	1
95	Kivon Bennett	9-0	6	10	16	3.0-12	1.0-7	.	1	5
88	La'Trell Bumphus	7-5	10	6	16	3.0-11	2.0-10	.	.	.	1-0	.	.	.
41	Kenneth George Jr.	9-6	10	3	13	.	.	1-24	3
4	Warren Burrell	7-4	5	7	12
21	Shanon Reid	4-0	2	9	11
13	Deandre Johnson	9-1	4	7	11	3.0-14	2.0-12	.	1	3	.	1	.	.
6	J.J. Peterson	9-0	3	6	9	1
79	Kurott Garland	9-1	2	7	9
50	Savion Williams	7-0	4	3	7
33	Jeremy Banks	4-0	1	6	7	1.0-3	.	2-6
30	Roman Harrison	7-0	1	5	6	1
48	Ja'Quain Blakely	9-0	3	3	6
38	Solon Page III	3-0	3	2	5
99	John Mincey	6-0	1	3	4
44	Cheyenne Labruzzo	5-0	3	.	3
10	Tyler Byrd	9-1	.	2	2	1	.
7	Romello Edwards	1-0	2	.	2
15	Jauan Jennings	9-6	2	.	2
85	Cedric Tillman	7-0	1	.	1	1.0-8
17	Tyus Fields	3-0	1	.	1	1.0-1
7	Brandon Johnson	4-0	1	.	1
24	Aaron Beasley	5-0	.	1	1
31	Kenney Solomon	7-0	.	1	1	.	.	1-0
3	Eric Gray	9-0	.	1	1
54	Kingston Harris	1-0	.	1	1
Total		9-0	298	312	610	45-189	23-135	13-150	31	27	4-0	4	2	.
Opponents		9-0	320	248	568	57.0-180	18-114	10-24	30	13	5-160	6	.	.

TENNESSEE GIVEAWAY/TAKEAWAY

Game	Giveaway			Takeaway			Dif.
	Fum	Int	Tot	Fum	Int	Tot	
Georgia State	2	1	3	1	0	1	-2
BYU	0	1	1	0	0	0	-1
Chattanooga	0	0	0	1	4	5	+5
at Florida	1	3	4	1	2	3	-1
Georgia	1	1	2	0	0	0	-2
Mississippi State	0	2	2	0	3	3	+1
at Alabama	1	1	2	0	1	1	-1
South Carolina	0	0	0	0	0	0	0
UAB	0	1	1	1	3	4	+3
TOTAL	5	10	15	4	13	17	+2

INTERCEPTIONS

Name	Int	Yds	Avg	TD	Long
Bryce Thompson	3	28	9.3	0	23
Nigel Warrior	3	78	26.0	0	59
Jeremy Banks	2	6	3.0	0	6
Alontae Taylor	1	0	0.0	0	0
Trevon Flowers	1	14	14.0	0	14
Kenneth George Jr.	1	24	24.0	0	24
Kenney Solomon	1	0	0.0	0	0
Theo Jackson	1	0	0.0	0	0
Total	13	150	11.5	0	59
Opponents	10	24	2.4	0	20

FUMBLES

Name	No.-Lost
Jarrett Guarantano	3-2
Ty Chandler	2-1
Brian Maurer	2-1
Eric Gray	1-1
Marquez Callaway	1-0
Jauan Jennings	1-0
TOTAL	10-5

VOLS ON OPENING OFFENSIVE DRIVES

Game	1st Half	2nd Half
Georgia State	Fumble	Downs
BYU	TOUCHDOWN	Interception
Chattanooga	TOUCHDOWN	TOUCHDOWN
at Florida	Punt	FIELD GOAL
Georgia	Punt	Punt
Mississippi State	Interception	Punt
at Alabama	Punt	FIELD GOAL
South Carolina	Punt	Missed FG
UAB	FIELD GOAL	Punt

VOLS ON OPENING DEFENSIVE SERIES

Game	1st Half	2nd Half
Georgia State	TOUCHDOWN	TOUCHDOWN
BYU	Punt	TOUCHDOWN
Chattanooga	Punt	Downs
at Florida	TOUCHDOWN	TOUCHDOWN
Georgia	TOUCHDOWN	Punt
Mississippi State	Punt	Punt
at Alabama	TOUCHDOWN	Punt
South Carolina	TOUCHDOWN	Punt
UAB	Interception	Punt

VOLS ON COIN FLIPS

Game	Pregame Flip	Score
Georgia State	LOST	L, 38-30
BYU	WON	L, 29-26 (2OT)
Chattanooga	WON	W, 45-0
at Florida	WON	L, 34-3
Georgia	WON	L, 43-14
Mississippi State	WON	W, 20-10
at Alabama	LOST	L, 35-13
South Carolina	WON	W, 41-31
UAB	WON	W, 30-7

VOLS ON VIDEO REVIEWS

18 Total Reviews
 Reviews in UT's Favor: 9
 Reviews Not in UT's Favor: 9

2019 STATISTICS

TEAM TOTALS

	Score	1st Downs	Rushing (No-Yds-TD)	Passing (C-A-Int-Yds-TD)	Total Offense (Ply-Yds)	Punts No-Avg	Fumbles No-Lost	Penalties No-Yds	KO Ret. No-Yds-TD	Punt Ret. No-Yds-TD	Int. Ret. No-Yds-TD	3rd-Dn Convs.	Time of Poss.
TENNESSEE	30	21	31-93-1	26-40-1-311-2	71-404	1-47.0	4-2	3-24	3-72-0	1-35-0	0-0-0	8-of-13	29:26
Georgia State	38	24	53-213-3	11-24-0-139-2	77-352	3-37.3	1-1	5-31	0-0-0	0-0-0	1-0-0	10-of-17	30:34
TENNESSEE	26	20	49-242-0	17-28-1-176-2	77-418	3-45.7	0-0	6-50	2-20-0	1-(-4)-0	0-0-0	5-of-16	33:59
BYU	29	18	30-107-2	19-30-0-232-1	60-339	6-43.7	1-0	7-63	0-0-0	1-0-0	1-20-0	5-of-13	26:0
TENNESSEE	45	22	38-195-2	10-19-0-165-3	57-360	2-57.0	0-0	5-65	1-58-0	1-40-1	4-28-0	4-of-10	26:47
Chattanooga	0	15	44-151-0	9-26-4-76-0	70-227	3-31.0	2-1	4-49	0-0-0	1-2-0	0-0-0	6-of-17	33:13
TENNESSEE	3	12	27-88-0	14-28-3-151-0	55-239	5-39.4	1-1	7-75	0-0-0	1-0-0	2-0-0	4-of-13	25:46
at Florida	34	25	37-128-2	24-34-2-313-2	71-441	1-43.0	1-1	5-44	0-0-0	1-10-0	3-0-0	5-of-12	34:14
TENNESSEE	14	20	29-70-0	15-33-1-273-2	62-343	5-33.4	2-1	6-51	0-0-0	0-0-0	0-0-0	5-of-12	23:32
Georgia	43	26	41-238-2	24-29-0-288-2	70-526	2-35.5	0-0	11-107	0-0-0	1-6-0	1-0-0	5-of-11	36:28
TENNESSEE	20	14	44-190-1	10-14-2-167-1	58-357	4-46.2	0-0	3-34	1-14-0	1-13-0	3-35-0	7-of-15	33:02
Mississippi State	10	20	37-121-0	11-21-3-146-1	58-267	4-43.2	1-0	4-15	1-9-0	0-0-0	2-0-0	5-of-12	26:58
TENNESSEE	13	18	37-114-1	12-24-1-117-0	61-231	5-36.6	1-1	13-93	5-79-0	1-22-0	1-59-0	7-of-15	31:44
at Alabama	35	23	34-140-3	18-24-1-233-1	58-373	3-42.0	0-0	8-93	2-43-0	2-35-0	1-4-0	6-of-10	28:16
TENNESSEE	41	20	38-134-0	18-30-0-351-3	68-485	4-44.0	0-0	8-49	0-0-0	3-101-2	0-0-0	5-of-14	34:28
South Carolina	21	22	30-78-2	28-51-0-319-1	81-397	8-44.4	0-0	8-65	1-15-0	1-6-0	0-0-0	4-of-18	25:32
TENNESSEE	30	20	39-121-2	16-27-1-181-1	66-302	5-44.0	2-0	3-5	0-0-0	1-10-0	3-28-0	5-of-13	33:55
UAB	7	12	25-63-0	14-30-3-174-1	55-237	7-39.7	2-1	5-49	2-23-0	0-0-0	1-0-0	6-of-14	26:05

STARTING LINEUPS

Offense	TE	LT	LG	C	RG	RT	WR	WR	QB	TB	FB/TE	WR
Georgia State	D. Wood-Anderson	W. Morris	R. Johnson	B. Kennedy	R. Locklear	M. Tatum	M. Callaway	J. Palmer	J. Guarantano	T. Chandler	A. Pope	---
BYU	D. Wood-Anderson	J. Johnson	T. Smith	B. Kennedy	R. Johnson	M. Tatum	M. Callaway	J. Palmer	J. Guarantano	T. Chandler	--	J. Jennings
Chattanooga	A. Pope	W. Morris	T. Smith	B. Kennedy	D. Wright	K. Calbert	M. Callaway	J. Palmer	J. Guarantano	T. Chandler	--	J. Jennings
at Florida	A. Pope	W. Morris	T. Smith	B. Kennedy	D. Wright	K. Calbert	M. Callaway	J. Palmer	J. Guarantano	T. Chandler	--	J. Jennings
Georgia	D. Wood-Anderson	W. Morris	T. Smith	B. Kennedy	R. Locklear	D. Wright	M. Callaway	J. Palmer	B. Maurer	T. Chandler	A. Pope	--
Mississippi State	D. Wood-Anderson	W. Morris	T. Smith	B. Kennedy	R. Johnson	D. Wright	M. Callaway	J. Palmer	B. Maurer	T. Chandler	A. Pope	--
at Alabama	D. Wood-Anderson	W. Morris	T. Smith	B. Kennedy	J. Carvin	D. Wright	M. Callaway	J. Palmer	B. Maurer	T. Chandler	--	J. Jennings
South Carolina	A. Pope	W. Morris	T. Smith	B. Kennedy	J. Carvin	D. Wright	M. Callaway	J. Palmer	J. Jennings	T. Jordan	--	T. Byrd
UAB	A. Pope	W. Morris	T. Smith	B. Kennedy	J. Carvin	M. Tatum	M. Callaway	J. Palmer	J. Shrout	T. Jordan	--	J. Jennings

Defense	DE	NT	DE	JACK	MLB	WLB	SAM	STAR	CB	S	S	CB
Georgia State	D. Middleton	G. Emerson	A. Solomon	--	W. Ignont	H. To'o To'o	D. Taylor	S. Shamburger	A. Taylor	N. Warrior	T. Flowers	W. Burrell
BYU	L. Bumphus	G. Emerson	A. Solomon	--	W. Ignont	H. To'o To'o	D. Taylor	S. Shamburger	A. Taylor	N. Warrior	T. Jackson	W. Burrell
Chattanooga	L. Bumphus	G. Emerson	A. Solomon	--	D. Bituli	H. To'o To'o	D. Taylor	S. Shamburger	K. George	N. Warrior	T. Jackson	W. Burrell
at Florida	L. Bumphus	G. Emerson	A. Solomon	--	D. Bituli	H. To'o To'o	D. Taylor	S. Shamburger	B. Thompson	N. Warrior	T. Jackson	W. Burrell
Georgia	L. Bumphus	G. Emerson	A. Solomon	--	D. Bituli	H. To'o To'o	D. Taylor	S. Shamburger	B. Thompson	N. Warrior	T. Jackson	K. George
Mississippi State	L. Bumphus	G. Emerson	M. Butler	--	D. Bituli	H. To'o To'o	D. Taylor	S. Shamburger	B. Thompson	N. Warrior	T. Flowers	K. George
at Alabama	M. Butler	G. Emerson	--	D. Johnson	D. Bituli	Q. Crouch	D. Taylor	S. Shamburger	B. Thompson	N. Warrior	T. Jackson	K. George
South Carolina	D. Middleton	G. Emerson	A. Solomon	--	D. Bituli	H. To'o To'o	D. Taylor	S. Shamburger	B. Thompson	N. Warrior	J. McCollough	K. George
UAB	D. Middleton	K. Garland	A. Solomon	--	D. Bituli	H. To'o To'o	D. Taylor	S. Shamburger	B. Thompson	N. Warrior	J. McCollough	K. George

STARTING EXPERIENCE

OFFENSE	'15	'16	'17	'18	'19	Tot	Strk	DEFENSE	'15	'16	'17	'18	'19	Tot	Strk	SPECIAL TEAMS	'17	'18	'19	Tot	Strk
Tyler Byrd, WR	1	1	.	Daniel Bituli, LB	.	.	8	10	7	25	7	Brent Cimaglia, PK	3	11	9	23	20
K'Rojhn Calbert, OL	2	2	.	Baylen Buchanan, DB	.	2	.	12	.	14	.	Paxton Brooks, P	.	.	2	2	2
Marquez Callaway, WR	.	.	10	12	9	31	23	LaTrell Bumphus, DL	.	.	.	1	5	6	.	Joe Doyle, P	.	12	7	19	.
Jerome Carvin, OL	.	.	.	6	3	9	3	Warren Burrell, DB	4	4	.						
Ty Chandler, RB	.	.	2	10	7	19	.	Matthew Butler, DL	2	2	.						
Jarrett Guarantano, QB	.	.	6	12	4	22	.	Quavaris Crouch, LB	1	1	.						
Jauan Jennings, WR	6	9	1	5	6	27	3	Greg Emerson, DL	8	8	.						
Brandon Johnson, WR	.	.	7	2	.	9	.	Trevon Flowers, DB	.	.	.	1	2	3	.						
Jahmir Johnson, OL	.	.	.	11	1	12	.	Kurrott Garland, DL	1	1	1						
Ryan Johnson, OL	.	.	4	12	3	19	.	Kenneth George Jr., DB	6	6	5						
Tim Jordan, RB	.	.	.	2	2	4	2	Emmit Gooden, DL	.	.	.	1	.	1	.						
Brandon Kennedy, OL	.	.	.	1	9	10	9	Theo Jackson, DB	.	.	.	1	5	6	.						
Riley Locklear, OL	.	.	2	.	2	4	.	Deandre Johnson, LB	1	1	.						
Brian Maurer, QB	3	3	.	Jaylen McCollough, DB	2	2	2						
Wanya Morris, OL	8	8	7	Darel Middleton, DL	3	3	2						
Josh Palmer, WR	.	.	6	8	9	23	10	Shawn Shamburger, DB	.	.	.	1	2	9	12	9					
Austin Pope, TE	.	.	1	2	7	10	2	Aubrey Solomon, DL	7	7	2						
J.T. Shrout, QB	1	1	1	Alontae Taylor, DB	8	2	10	.					
Trey Smith, OL	.	.	12	7	8	27	8	Henry To'o To'o, LB	8	8	2						
Marcus Tatum, OL	.	.	3	5	3	11	1	Darrell Taylor, LB	.	.	.	7	10	9	26	15					
Dom Wood-Anderson, TE	.	.	.	10	5	15	.	Bryce Thompson, DB	10	6	16	6					
Darnell Wright, OL	6	6	.	Nigel Warrior, DB	.	1	12	12	9	34	33						

2019 STATISTICS

BIG PLAYS (MORE THAN 20 YARDS)

20-YARD PLUS PLAYS

BY TENNESSEE (48)

OFFENSE (37)

Yards	Type	Player(s)	Opponent
73*	Pass	Maurer to Callaway	Georgia
55*	Pass	Shrout to Callaway	S. Carolina
54	Pass	Guarantano to Wood-Anderson	Ga. State
53	Rush	Ty Chandler	BYU
51	Pass	Guarantano to Jennings	BYU
48*	Pass	Guarantano to Jennings	S. Carolina
48	Pass	Guarantano to Callaway	S. Carolina
41	Pass	Guarantano to Keyton	MSU
39*	Pass	Guarantano to Byrd	MSU
39*	Pass	Guarantano to Callaway	UTC
37	Pass	Shrout to Jennings	S. Carolina
34	Pass	Guarantano to Jennings	Ga. State
33	Rush	Tim Jordan	Alabama
33	Pass	Maurer to Jennings	Georgia
31	Rush	Ty Chandler	UAB
31*	Rush	Ty Chandler	Ga. State
29	Pass	Shrout to Craig	UAB
28	Pass	Maurer to Wood-Anderson	MSU
28*	Pass	Guarantano to Tillman	UTC
27	Rush	Ty Chandler	BYU
27	Pass	Guarantano to Jennings	S. Carolina
27	Pass	Guarantano to Callaway	Florida
27	Pass	Guarantano to Jennings	Florida
27	Pass	Guarantano to Callaway	Ga. State
26	Pass	Guarantano to Jennings	S. Carolina
25	Rush	Ty Chandler	Alabama
23	Pass	Guarantano to Jennings	UAB
23	Pass	Guarantano to Wood-Anderson	UAB
23	Rush	Brian Maurer	MSU
22	Pass	Guarantano to Palmer	S. Carolina
22	Rush	Jauan Jennings	MSU
22	Pass	Maurer to Johnson	Florida
21	Pass	Maurer to Jennings	Georgia
21	Pass	Maurer to Callaway	Georgia
21	Maurer to Jennings	Georgia	
20	Pass	Maurer to Palmer	Alabama
20	Pass	Guarantano to Callaway	UTC

* touchdown scored on play

DEFENSE (4)

Yards	Type	Player(s)	Opponent
59	INT	Nigel Warrior	Alabama
24	INT	Kenneth George Jr.	MSU
23	INT	Bryce Thompson	UAB
22	INT	Nigel Warrior	UTC

* touchdown scored on play

SPECIAL TEAMS (7)

Yards	Type	Player(s)	Opponent
65*	PR	Marquez Callaway	South Carolina
58	KR	Ty Chandler	UTC
33	KR	Ty Chandler	Ga. State
30	PR	Marquez Callaway	Ga. State
24	KR	Ty Chandler	Ga. State
22	PR	Marquez Callaway	Alabama
21	KR	Marquez Callaway	Alabama

* touchdown scored on play

20-YARD PLUS PLAYS

BY OPPONENT (28)

OFFENSE (23)

Yards	Type	Player(s)	Opponent
75*	Pass	Hilinski to Smith	S. Carolina
64	Pass	Wilson to Simon	BYU
48	Pass	Tagovailoa to Ruggs III	Alabama
44	Pass	Fromm to Swift	Georgia
43	Pass	Trask to Grimes	Florida
40	Rush	Brian Herrien	Georgia
37	Rush	Elijah Ibitokun-Hanks	UTC
33	Pass	Fromm to Robertson	Georgia
29*	Pass	Trask to Swain	Florida
28	Pass	Fromm to Robertson	Georgia
28	Pass	Ellington to Carter	Ga. State
27	Pass	Wilson to Bushman	BYU
26	Pass	Johnston to Mitchell	UAB
24	Pass	Hilinski to Smith	S. Carolina
24	Pass	Trask to Swain	Florida
23	Pass	Johnston to Watkins	UAB
23	Rush	D'Andre Swift	Georgia
22*	Rush	Dan Ellington	Ga. State
21	Pass	Johnston to Parham	UAB
21	Pass	Jones to Harris	Alabama
21	Pass	Shrader to Mitchell	MSU
21	Pass	Fromm to Cager	Georgia
21	Pass	Trask to Copeland	Florida

* touchdown scored on play

DEFENSE (3)

Yards	Type	Player(s)	Opponent
100*	FR	Trevon Diggs	Alabama
60*	FR	Tae Crowder	Georgia
20	INT	Kavika Fonua	BYU

* touchdown scored on play

SPECIAL TEAMS (2)

Yards	Type	Player(s)	Opponent
24	KR	Henry Ruggs III	Alabama
22	PR	Jaylen Waddle	Alabama

* touchdown scored on play

UT LONG PLAYS BY THE NUMBERS

Long Plays By Yards	No.	TD	Long Plays By Type	No.	TD
100+	0	0	Rushing	8	1
90-99	0	0	Passing	29	6
80-89	0	0	Punt returns	3	1
70-79	1	1	Kick returns	4	0
60-69	1	1	Interceptions	4	0
50-59	6	1	Fumble returns	0	0
40-49	3	1	Other	0	0
30-39	10	3	TOTAL	48	8
20-29	27	1			

20-YARDS-PLUS BY PLAYER

Player	No.	TD	R	P	KR	PR	IR	FR
Marquez Callaway	12	4	0	8	1	3	0	0
Jauan Jennings	12	1	1	11	0	0	0	0
Ty Chandler	8	1	5	0	3	0	0	0
Dom Wood-Anderson	3	0	0	3	0	0	0	0
Nigel Warrior	2	0	0	0	0	0	2	0
Josh Palmer	2	0	0	2	0	0	0	0
Cedric Tillman	1	1	0	1	0	0	0	0
Tyler Byrd	1	1	0	1	0	0	0	0
Brandon Johnson	1	0	0	1	0	0	0	0
Brian Maurer	1	0	1	0	0	0	0	0
Bryce Thompson	1	0	0	0	0	0	1	0
Kenneth George Jr.	1	0	0	0	0	0	1	0
Andrew Craig	1	0	0	1	0	0	0	0
Ramel Keyton	1	0	0	1	0	0	0	0
Tim Jordan	1	0	1	0	0	0	0	0
TOTAL	48	8	8	29	4	3	4	0

20-YARDS-PLUS BY GAME

Player	No.	TD	R	P	KR	PR	IR	FR
Georgia State	7	1	1	3	2	1	0	0
BYU	3	0	2	1	0	0	0	0
Chattanooga	5	2	0	3	1	0	1	0
at Florida	3	0	0	3	0	0	0	0
Georgia	5	1	0	5	0	0	0	0
Mississippi State	6	1	2	3	0	0	1	0
at Alabama	6	0	2	1	1	1	1	0
South Carolina	8	3	0	2	0	1	0	0
UAB	5	0	1	3	0	0	1	0
TOTAL	48	8	8	24	4	3	4	0

20-YARDS-PLUS OPPONENT BY GAME

Player	No.	TD	R	P	KR	PR	IR	FR
Georgia State	2	1	1	1	0	0	0	0
BYU	3	0	0	2	0	0	1	0
Chattanooga	1	0	1	0	0	0	0	0
at Florida	4	1	0	4	0	0	0	0
Georgia	7	1	2	4	0	0	0	1
Mississippi State	1	0	0	1	0	0	0	0
at Alabama	5	0	0	2	1	1	0	1
South Carolina	2	1	0	2	0	0	0	0
UAB	3	0	0	3	0	0	0	0
TOTAL	28	4	4	19	1	1	1	2

TENNESSEE'S LONGEST PLAYS OF THE YEAR

Rushing	53	Ty Chandler vs. BYU (9/7)
Rushing TD	31	Ty Chandler vs. Georgia State (8/31)
Passing	73	Callaway from Maurer vs. Georgia (10/5)
Passing TD	73	Callaway from Maurer vs. Georgia (10/5)
Punt Return	65	Marquez Callaway vs. South Carolina (10/26)
Kick Return	58	Ty Chandler vs. Chattanooga (9/14)
INT Return	59	Nigel Warrior at Alabama (10/19)
Fumble Return	--	--
Field Goal	53	Brent Cimaglia vs. UAB (11/2)
Punt	59	Paxton Brooks vs. Chattanooga (9/14)

2019 STATISTICS

TENNESSEE MISCELLANEOUS STATS

3RD-DOWN CONVERSIONS

Date	Opponent	Score	Overall	1st Qtr	2nd Qtr	3rd Qtr	4th Qtr	OT
Aug. 31	Georgia State	L, 30-38	8-13 61.5%	3-3 100.0%	3-4 75.0%	1-3 33.3%	1-3 33.3%	
Sept. 7	BYU	L, 26-29	5-16 31.2%	1-2 50.0%	1-4 25.0%	0-3 0.0%	1-4 25.0%	2-3 66.7%
Sept. 14	Chattanooga	W, 45-0	4-10 40.0%	2-3 66.7%	2-4 50.0%	0-2 0.0%	0-1 0.0%	
Sept. 21	at Florida	L, 3-34	4-13 30.8%	1-3 33.3%	1-4 25.0%	2-5 40.0%	0-1 0.0%	
Oct. 5	Georgia	L, 14-43	5-12 41.7%	1-2 50.0%	0-3 0.0%	1-2 50.0%	3-5 60.0%	
Oct. 12	Mississippi State	W, 20-10	7-15 46.7%	2-4 50.0%	1-3 33.3%	2-5 40.0%	2-3 66.7%	
Oct. 19	at Alabama	L, 13-35	7-15 46.7%	2-3 66.7%	1-4 25.0%	2-4 50.0%	2-4 50.0%	
Oct. 26	South Carolina	W, 41-21	5-14 35.7%	3-5 60.0%	1-3 33.3%	1-3 33.3%	0-3 0.0%	
Nov. 2	UAB	W, 30-7	5-13 38.5%	1-3 33.3%	1-4 25.0%	3-4 75.0%	0-2 0.0%	
Tennessee			50-121 41.3%	16-28 57.1%	11-33 33.3%	12-31 38.7%	9-26 34.6%	2-3 66.7%
Opponents			51-123 41.5%	11-26 42.3%	14-33 42.4%	11-30 36.7%	15-34 44.1%	0-0 0.0%

4TH-DOWN CONVERSIONS

Date	Opponent	Score	Overall	1st Qtr	2nd Qtr	3rd Qtr	4th Qtr	OT
Aug. 31	Georgia State	L, 30-38	0-2 0.0%	0-0 0.0%	0-0 0.0%	0-1 0.0%	0-1 0.0%	
Sept. 7	BYU	L, 26-29	1-3 33.3%	1-1 100.0%	0-1 0.0%	0-0 0.0%	0-1 0.0%	0-0 0.0%
Sept. 14	Chattanooga	W, 45-0	1-3 33.3%	0-0 0.0%	1-1 100.0%	0-1 0.0%	0-1 0.0%	
Sept. 21	at Florida	L, 3-34	0-0 0.0%	0-0 0.0%	0-0 0.0%	0-0 0.0%	0-0 0.0%	
Oct. 5	Georgia	L, 14-43	0-1 0.0%	0-0 0.0%	0-0 0.0%	0-0 0.0%	0-1 0.0%	
Oct. 12	Mississippi State	W, 20-10	0-0 0.0%	0-0 0.0%	0-0 0.0%	0-0 0.0%	0-0 0.0%	
Oct. 19	at Alabama	L, 13-35	0-1 0.0%	0-0 0.0%	0-0 0.0%	0-0 0.0%	0-1 0.0%	
Oct. 26	South Carolina	W, 41-21	0-1 0.0%	0-0 0.0%	0-1 0.0%	0-0 0.0%	0-0 0.0%	
Nov. 2	UAB	W, 30-7	0-0 0.0%	0-0 0.0%	0-0 0.0%	0-0 0.0%	0-0 0.0%	
Tennessee			2-11 18.2%	1-1 100.0%	1-3 33.3%	0-2 0.0%	0-5 0.0%	0-0 0.0%
Opponents			7-17 41.2%	0-1 0.0%	3-3 100.0%	1-5 20.0%	3-8 37.5%	0-0 0.0%

TIME OF POSSESSION

Date	Opponent	Score	Overall	1st Qtr	2nd Qtr	3rd Qtr	4th Qtr	OT
Aug. 31	GSU	L, 30-38	29:26	10:00	7:19	5:56	6:11	
Sept. 7	BYU	L, 26-29	33:59	7:34	8:03	9:35	8:47	
Sept. 14	UTC	W, 45-0	26:47	6:13	10:58	4:04	5:32	
Sept. 21	at Florida	L, 3-34	25:46	6:31	6:01	8:37	4:37	
Oct. 5	Georgia	L, 14-43	23:32	4:18	5:30	5:40	8:04	
Oct. 12	Mississippi State	W, 20-10	33:02	7:33	6:32	9:53	9:04	
Oct. 19	at Alabama	L, 13-35	31:44	7:36	6:54	7:05	10:09	
Oct. 26	South Carolina	W, 41-21	34:28	13:01	3:53	8:47	8:47	
Nov. 2	UAB	W, 30-7	33:55	8:40	8:37	9:39	6:59	
Tennessee			Total 272:39	71:26	63:47	69:16	68:10	0:00
			Avg. 30:17	7:56	7:05	7:41	7:34	0:00
Opponents			Total 267:21	63:34	71:13	65:44	66:50	0:00
			Avg. 29:42	7:03	7:54	7:18	7:25	0:00

RED ZONE STATS

TENNESSEE INSIDE OPPONENT RED-ZONE

Date	Opponent	Score	Times In RZ	Times Scored	Total Pts	TDs	Rush TDs	Pass TDs	FGs Made	FGA	---- Failed to score inside RZ ----					Game	
											Downs	Int	Fumb	Half			
Aug. 31	Georgia State	L, 30-38	4	4	20	2	0	2	2	0	0	0	0	0	0	0	0
Sept. 7	BYU	L, 26-29	4	3	17	2	0	2	1	0	1	0	0	0	0	0	0
Sept. 14	Chattanooga	W, 45-0	4	4	24	3	2	1	1	0	0	0	0	0	0	0	0
Sept. 21	at Florida*	L, 3-34	2	1	3	0	0	0	1	0	0	1	0	0	0	0	0
Oct. 5	Georgia	L, 14-43	2	1	7	1	0	1	0	0	1	0	0	0	0	0	0
Oct. 12	Mississippi State	W, 20-10	4	2	10	1	1	0	1	0	0	2	0	0	0	0	0
Oct. 19	at Alabama	L, 13-35	4	3	13	1	1	0	2	0	0	0	1	0	0	0	0
Oct. 26	South Carolina	W, 41-21	3	2	10	1	0	1	1	0	1	0	0	0	0	0	0
Nov. 2	UAB	W, 30-7	5	4	24	3	2	1	1	0	0	1	0	0	0	0	0
Totals			32	24	128	14	6	8	10	0	3	4	1	0	0	0	0
			24 of 32 (75.0%)														

OPPONENT INSIDE TENNESSEE RED-ZONE

Date	Opponent	Score	Times In RZ	Times Scored	Total Pts	TDs	Rush TDs	Pass TDs	FGs Made	FGA	---- Failed to score inside RZ ----					Game	
											Downs	Int	Fumb	Half			
Aug. 31	Georgia State	L, 30-38	5	4	28	4	2	2	0	0	0	0	1	0	0	0	0
Sept. 7	BYU	L, 26-29	5	5	26	3	2	1	2	0	0	0	0	0	0	0	0
Sept. 14	Chattanooga	W, 45-0	3	0	0	0	0	0	0	0	1	1	1	0	0	0	0
Sept. 21	at Florida*	L, 3-34	5	5	27	3	2	1	2	0	0	0	0	0	0	0	0
Oct. 5	Georgia	L, 14-43	6	6	33	4	2	2	2	0	0	0	0	0	0	0	0
Oct. 12	Mississippi State	W, 20-10	2	1	7	1	0	1	0	1	0	0	0	0	0	0	0
Oct. 19	at Alabama	L, 13-35	6	4	28	4	3	1	0	0	1	1	0	0	0	0	0
Oct. 26	South Carolina	W, 41-21	2	2	14	2	2	0	0	0	0	0	0	0	0	0	0
Nov. 2	UAB	W, 30-7	1	1	7	1	0	1	0	0	0	0	0	0	0	0	0
Totals			35	28	170	22	13	9	6	1	2	2	2	0	0	0	0
			28 of 35 (80.0%)														

2019 STATISTICS

OFFENSIVE GAME-BY-GAME

PASSING

#2 JARRETT GUARANTANO	Att	Comp	Int	Pct	Yards	TD	Long	Sack	Yds	Effic
Georgia State	40	26	1	65.0	311	2	54	4	36	141.8
BYU	28	17	1	60.7	176	2	51	1	6	129.9
Chattanooga	8	7	0	87.5	142	3	39	0	0	360.3
at Florida	17	10	2	58.8	107	0	27	2	4	88.2
Georgia	5	1	0	20.0	14	0	14	0	0	43.5
Mississippi State	7	6	0	85.7	106	1	41	1	5	260.1
Alabama	16	7	0	43.8	55	0	13	2	11	72.6
South Carolina	19	11	0	57.9	229	2	48	0	0	193.9
UAB	21	13	1	61.9	147	1	23	2	13	126.9
TOTALS	161	98	5	60.9	1287	11	54	12	75	144.4

#18 BRIAN MAURER	Att	Comp	Int	Pct	Yards	TD	Long	Sack	Yds	Effic
Chattanooga	2	0	0	0.0	0	0	0	0	0	0.0
at Florida	11	4	1	36.4	44	0	22	2	5	51.8
Georgia	28	14	1	50.0	259	2	73	3	22	144.1
Mississippi State	7	4	2	57.1	61	0	28	0	0	73.2
Alabama	7	5	1	71.4	62	0	20	0	0	117.3
TOTALS	55	27	5	49.1	426	2	73	5	27	108.0

#12 J.T. SHROUT	Att	Comp	Int	Pct	Yards	TD	Long	Sack	Yds	Effic
Chattanooga	9	3	0	33.3	23	0	10	0	0	54.8
Alabama	1	0	0	0.0	0	0	0	1	12	0.0
South Carolina	11	7	0	63.6	122	1	55	0	0	186.8
UAB	6	3	0	50.0	34	0	29	0	0	97.6
TOTALS	27	13	0	48.1	179	1	55	1	12	116.1

RUSHING

Player	No-Yds/TD	GSU	BYU	UTC	UF	UGA	MSU	ALA	SC	UAB	UK	MIZZOU	VANDY
Chandler, T.	111-569/3	6-48/1	26-154/0	10-46/1	10-34/0	7-38/0	16-63/0	4-23/0	16-78/0	16-85/1			
Jordan, T.	74-301/1	7-16/0	DNP	5-33/0	3-16/0	9-47/0	19-59/1	17-94/0	8-17/0	6-19/0			
Gray, E.	59-202/0	7-29/0	17-77/0	8-32/0	6-27/0	5-5/0	2-7/0	3-12/0	3-5/0	8-8/0			
Jennings, J.	9-45/1	-	1-2/0	-	-	-	1-22/0	1-1/0	5-18/0	1-2/1			
Orr, F.	7-32/0	DNP	DNP	7-32/0	DNP	-	-	DNP	DNP	DNP			
Maurer, B.	19-30/2	DNP	DNP	4-16/1	3-1/0	7--29/0	3-41/0	2-1/1	DNP	DNP			
Omer, C.	2-24/0	DNP	DNP	2-24/0	DNP	DNP	DNP	DNP	DNP	DNP			
Christian, J.	2-12/0	DNP	DNP	2-12/0	DNP	DNP	DNP	DNP	DNP	DNP			
Keyton, R.	1-10/0	1-10/0	-	-	DNP	-	-	-	-	-			
Jones, J.	1-9/0	-	1-9/0	-	DNP	DNP	DNP	DNP	DNP	DNP			
Crouch, Q.	4-8/0	-	-	-	1-4/0	-	-	1-1/0	-	2-3/0			
Wood-Anderson	1-5/0	-	-	-	-	-	1-5/0	-	-	-			
Palmer, J.	2-4/0	-	1-0/0	-	-	-	-	-	-	1-4/0			
Shrout, J.	3-4/0	DNP	DNP	-	DNP	DNP	DNP	1--12/0	1-6/0	1-10/0			
Guarantano, J.	32-1/0	10--10/0	3-0/0	-	4-6/0	1-9/0	1-5/0	7--4/0	2-15/0	4--10/0			
TEAM	5--9/0	-	DNP	DNP	DNP	DNP	1--2/0	1--2/0	3--5/0	DNP			

RECEIVING

Player	No-Yds/TD	GSU	BYU	UTC	UF	UGA	MSU	ALA	SC	UAB	UK	MIZZOU	VANDY
Jennings, J.	47-722/7	7-108/1	4-88/2	1-12/1	7-73/0	7-114/1	3-17/0	6-66/0	7-174/2	5-70/0			
Callaway, M.	18-384/4	3-46/1	4-22/0	2-59/1	1-27/0	3-105/1	-	1-13/0	3-102/1	1-10/0			
Palmer, J.	18-210/0	3-17/0	4-56/0	1-18/0	2-24/0	-	1-16/0	1-20/0	5-55/0	1-4/0			
Wood-Anderson	13-191/0	3-79/0	1-5/0	1-6/0	-	2-30/0	1-28/0	2-9/0	-	3-34/0			
Gray, E.	10-73/1	6-51/0	2-5/0	1-4/0	-	-	-	-	-	1-13/1			
Byrd, T.	4-61/1	-	-	-	-	-	3-56/1	-	1-5/0	-			
Tillman, C.	4-60/1	1-3/0	-	2-38/1	-	-	DNP	DNP	1-19/0	-			
Keyton, R.	1-41/0	-	-	-	DNP	-	1-41/0	-	-	-			
Johnson, B.	2-31/0	-	-	1-9/0	1-22/0	DNP	DNP	DNP	DNP	DNP			
Chandler, T.	8-30/0	1-4/0	2-0/0	-	-	1-3/0	-	2-9/0	-	2-14/0			
Craig, A.	1-29/0	-	-	-	DNP	-	-	-	-	1-29/0			
Jordan, T.	4-25/0	1-3/0	DNP	-	1-2/0	1-11/0	1-9/0	-	-	-			
Pope, A.	4-21/0	1-0/0	-	-	1-5/0	1-10/0	-	-	-	1-6/0			
Fant, P.	2-15/0	DNP	DNP	1-19/0	DNP	DNP	-	-	1--4/0	-			
Warren, Ja.	1-1/0	DNP	-	-	DNP	DNP	DNP	-	-	1-1/0			
Maurer, B.	1--2/0	DNP	DNP	-	1--2/0	-	-	-	DNP	DNP			

TENNESSEE SCORING DRIVES

Opponent	Plays	Yards	TOP	Result	Qtr.	Time	How Scored	Opponent	Plays	Yards	TOP	Result	Qtr.	Time	How Scored
Georgia St.	16	78	7:42	TD	1	4:13	Callaway 6-yd rec	Mississippi St.	8	60	4:31	TD	1	4:56	Jordan 15-yd run
Georgia St.	5	46	1:58	TD	1	0:09	Chandler 31-yd run	Mississippi St.	4	5	0:59	FG	2	0:00	Cimaglia 49-yd FG
Georgia St.	12	73	3:11	FG	2	0:00	Cimaglia 19-yd FG	Mississippi St.	7	56	3:46	FG	3	6:12	Cimaglia 22-yd FG
Georgia St.	7	19	3:01	FG	3	3:32	Cimaglia 48-yd FG	Mississippi St.	9	91	5:44	TD	4	2:35	Byrd 39-yd rec
Georgia St.	5	62	2:16	FG	4	2:16	Cimaglia 31-yd FG	at Alabama	6	41	3:12	TD	1	4:21	Maurer 2-yd run
Georgia St.	5	69	0:53	TD	4	0:02	Jennings 18-yd rec	at Alabama	11	55	4:41	FG	2	11:54	Cimaglia 37-yd FG
BYU	15	80	7:15	TD	1	4:53	Jennings 5-yd rec	at Alabama	11	40	4:29	FG	3	8:32	Cimaglia 32-yd FG
BYU	9	29	5:05	FG	2	6:22	Cimaglia 51-yd FG	South Carolina	9	36	4:00	FG	1	7:19	Cimaglia 46-yd FG
BYU	6	64	1:27	FG	2	0:21	Cimaglia 39-yd FG	South Carolina	-	65	-	TD	2	9:50	Callaway 65-yd PR
BYU	14	77	6:46	FG	4	11:41	Cimaglia 22-yd FG	South Carolina	2	75	:42	TD	2	2:34	Jennings 48-yd rec
BYU	6	25	-	TD	OT1	N/A	Jennings 13-yd rec	South Carolina	7	48	2:30	TD	3	8:16	Jennings 19-yd rec
BYU	4	2	-	FG	OT2	N/A	Cimaglia 40-yd FG	South Carolina	4	68	2:06	TD	3	5:07	Callaway 55-yd rec
Chattanooga	6	41	2:44	TD	1	12:16	Chandler 13-yd run	South Carolina	7	31	3:12	FG	4	12:21	Cimaglia 31-yd FG
Chattanooga	-	-	-	TD	1	10:52	B. Johnson 24-yd Blocked PR	South Carolina	-	29	-	TD	4	11:41	Bituli 29-yd Blocked PR
Chattanooga	3	16	1:17	TD	1	8:36	Jennings 12-yd rec	UAB	4	1	1:19	FG	1	13:27	Cimaglia 36-yd FG
Chattanooga	6	89	2:59	TD	2	12:01	Callaway 39-yd rec	UAB	11	56	5:39	FG	1	4:44	Cimaglia 48-yd FG
Chattanooga	9	82	5:06	TD	2	5:22	Tillman 28-yd rec	UAB	4	-5	1:00	FG	2	13:38	Cimaglia 53-yd FG
Chattanooga	11	39	2:53	FG	2	0:41	Cimaglia 34-yd FG	UAB	5	30	1:52	TD	2	11:36	Chandler 11-yd run
Chattanooga	3	25	1:17	TD	3	12:20	Maurer 6-yd run	UAB	6	43	3:29	TD	2	3:08	Jennings 2-yd run
at Florida	11	52	3:36	FG	3	11:24	Cimaglia 40-yd FG	UAB	11	74	6:07	TD	3	1:08	Gray 13-yd rec
Georgia	2	75	0:42	TD	1	6:25	Callaway 73-yd rec								
Georgia	10	75	2:37	TD	2	14:57	Jennings 12-yd rec								

2019 STATISTICS

DEFENSIVE GAME-BY-GAME

TOTAL TACKLES

Player	UA-A	TOT	GSU	BYU	UTC	UF	UGA	MSU	ALA	SC	UAB	UK	MIZZOU	VANDY
Warrior,N.	26-24	50	1-3	0-4	2-0	3-1	3-7	3-1	4-2	6-4	4-2			
To'o To'o,H.	21-27	48	4-3	2-6	1-1	4-4	2-5	1-1	1-0	3-5	3-2			
Jackson,T.	23-22	45	1-5	4-5	2-1	5-1	4-5	2-2	4-1	1-2	DNP			
Bituli,D.	24-19	43	DNP	DNP	2-0	5-3	2-4	2-5	2-2	11-4	0-1			
Shamburger,S.	21-15	36	4-2	2-5	2-0	3-0	4-1	2-1	1-3	1-2	2-1			
Taylor,D.	22-11	33	2-0	3-5	-	4-2	2-1	4-1	2-1	3-1	2-0			
Butler,M.	12-14	26	-	1-0	3-1	4-1	2-3	1-2	1-4	0-1	0-2			
Emerson,G.	9-17	26	2-3	1-1	1-1	0-2	1-2	1-3	2-4	-	1-1			
Solomon,A.	7-16	23	1-5	0-2	0-2	1-1	0-1	1-0	1-2	1-1	2-2			
Thompson,B.	13-9	22	DNP	DNP	DNP	3-4	4-1	2-1	2-0	0-2	2-1			
Crouch,Q.	8-14	22	-	-	2-1	1-3	2-2	0-4	2-2	0-1	1-1			
Taylor,A.	14-7	21	2-1	1-1	1-1	-	3-0	2-3	1-1	4-0	-			
Middleton,D.	10-8	18	1-2	-	-	2-1	2-2	2-1	2-2	-	1-0			
Flowers,T.	8-9	17	0-2	0-1	1-2	3-3	2-1	2-0	DNP	DNP	DNP			
McCullough,J.	11-5	16	-	-	3-1	0-1	-	-	2-2	4-1	2-0			
Bumphus,L.	10-6	16	2-1	2-1	1-0	0-2	1-1	4-0	DNP	DNP	0-1			
Bennett,K.	6-10	16	2-1	1-3	-	-	-	1-0	1-4	1-2	-			
Ignont,W.	4-12	16	3-4	1-7	0-1	DNP	DNP	DNP	DNP	DNP	DNP			
George,K.	10-3	13	-	-	-	0-1	4-2	-	2-0	3-0	1-0			
Burrell,W.	5-7	12	2-1	2-2	0-1	0-2	DNP	DNP	0-1	-	1-0			
Johnson,D.	4-7	11	2-0	-	0-3	1-1	-	-	0-2	1-1	-			
Reid,S.	2-9	11	1-3	-	1-6	-	DNP	DNP	DNP	DNP	DNP			
Peterson,J.	3-6	9	-	-	0-1	-	-	-	1-4	-	2-1			
Garland,Ku.	2-7	9	-	0-1	1-0	0-3	0-1	1-0	0-1	0-1	-			
Banks,J.	1-6	7	1-2	0-1	0-3	-	DNP	DNP	DNP	DNP	DNP			
Williams,S.	4-3	7	3-2	1-1	-	-	-	DNP	DNP	-	-			
Blakely,J.	3-3	6	1-0	-	1-1	-	1-0	-	-	-	0-2			
Harrison,R.	1-5	6	DNP	-	1-3	-	DNP	-	-	0-1	0-1			
Page III,S.	3-2	5	DNP	DNP	DNP	DNP	DNP	0-1	-	DNP	3-1			
Mincey,J.	1-3	4	-	-	1-1	DNP	DNP	DNP	0-1	0-1	-			
Labruzzo,C.	3-0	3	-	-	3-0	DNP	DNP	DNP	DNP	-	-			
Jennings,J.	2-0	2	-	-	-	-	-	-	2-0	-	-			
Byrd,T.	0-2	2	-	-	-	-	0-1	0-1	-	-	-			
Edwards,R.	2-0	2	DNP	DNP	2-0	DNP	DNP	DNP	DNP	DNP	DNP			
Fields,T.	1-0	1	DNP	DNP	1-0	DNP	DNP	DNP	DNP	-	-			
Solomon,K.	0-1	1	DNP	DNP	-	-	-	0-1	-	-	-			
Johnson,B.	1-0	1	-	1-0	-	-	DNP	DNP	DNP	DNP	DNP			
Gray,E.	0-1	1	-	-	-	-	-	-	-	-	0-1			
Tillman,C.	1-0	1	-	-	1-0	-	-	DNP	DNP	-	-			
Beasley,A.	0-1	1	DNP	DNP	DNP	DNP	-	-	0-1	-	-			
Harris,K.	0-1	1	DNP	DNP	0-1	DNP	DNP	DNP	DNP	DNP	DNP			

SACKS

Player	UA-A	TOT	GSU	BYU	UTC	UF	UGA	MSU	ALA	SC	UAB	UK	MIZZOU	VANDY
Taylor,D.	6-0	6.0	-	1.0-5	-	-	-	2.0-4	-	2.0-17	1.0-6			
Bituli,D.	2-0	2.0	DNP	DNP	-	2.0-9	-	-	-	-	-			
Emerson,G.	2-0	2.0	-	1.0-3	-	-	-	-	1.0-5	-	-			
Bumphus,L.	2-0	2.0	-	2.0-10	-	-	-	-	DNP	DNP	-			
Shamburger,S.	2-0	2.0	1.0-12	-	-	-	-	-	-	-	1.0-9			
Johnson,D.	2-0	2.0	1.0-5	-	-	-	-	-	-	1.0-7	-			
Solomon,A.	2-0	2.0	-	-	-	-	-	1.0-7	-	-	1.0-4			
Butler,M.	1-0	1.0	-	-	-	-	-	1.0-6	-	-	-			
McCullough,J.	1-0	1.0	-	-	-	-	-	-	1.0-10	-	-			
Bennett,K.	1-0	1.0	-	-	-	-	-	1.0-7	-	-	-			
Thompson,B.	1-0	1.0	DNP	DNP	DNP	-	-	1.0-4	-	-	-			
Middleton,D.	1-0	1.0	-	-	-	-	-	1.0-5	-	-	-			

TACKLES FOR LOSS

Player	UA-A	TOT	GSU	BYU	UTC	UF	UGA	MSU	ALA	SC	UAB	UK	MIZZOU	VANDY
Taylor,D.	7-0	7.0	-	1.0-5	-	-	1.0-4	2.0-4	-	2.0-17	1.0-6			
Emerson,G.	3-2	4.0	0.5-1	1.0-3	-	-	-	1.5-5	1.0-5	-	-			
Solomon,A.	3-0	3.0	-	-	-	1.0-2	-	1.0-7	-	-	1.0-4			
Shamburger,S.	3-0	3.0	1.0-12	-	-	-	1.0-2	-	-	-	1.0-9			
Johnson,D.	3-0	3.0	2.0-7	-	-	-	-	-	-	1.0-7	-			
Bennett,K.	3-0	3.0	1.0-2	-	-	-	-	1.0-7	1.0-3	-	-			
Bumphus,L.	3-0	3.0	-	2.0-10	-	-	-	1.0-1	DNP	DNP	-			
Bituli,D.	3-0	3.0	DNP	DNP	-	2.0-9	-	-	-	1.0-1	-			
To'o To'o,H.	2-1	2.5	0.5-0	1.0-2	1.0-5	-	-	-	-	-	-			
McCullough,J.	2-0	2.0	-	-	1.0-2	-	-	-	1.0-10	-	-			
Middleton,D.	2-0	2.0	-	-	-	-	-	1.0-5	1.0-1	-	-			
Thompson,B.	2-0	2.0	DNP	DNP	DNP	-	-	1.0-4	1.0-2	-	-			
Butler,M.	1-1	1.5	-	-	-	-	-	1.0-6	0.5-2	-	-			
Banks,J.	1-0	1.0	1.0-3	-	-	-	DNP	DNP	DNP	DNP	DNP			
Tillman,C.	1-0	1.0	-	-	1.0-8	-	-	DNP	DNP	-	-			
Fields,T.	1-0	1.0	DNP	DNP	1.0-1	DNP	DNP	DNP	DNP	-	-			
Warrior,N.	1-0	1.0	-	-	-	-	-	-	-	1.0-1	-			
Jackson,T.	1-0	1.0	-	1.0-2	-	-	-	-	-	-	DNP			
Crouch,Q.	0-1	0.5	-	-	-	-	-	-	0.5-1	-	-			
Taylor,A.	0-1	0.5	-	-	-	-	-	0.5-1	-	-	-			

2019 STATISTICS

DEFENSIVE GAME-BY-GAME

INTERCEPTION RETURNS

Player	No.-Yds	GSU	BYU	UTC	UF	UGA	MSU	ALA	SC	UAB	UK	MIZZOU	VANDY
Warrior,N.	3-78	-	-	1-22	-	-	1--3	1-59	-	-	-	-	-
Thompson,B.	3-28	DNP	DNP	DNP	-	-	-	-	-	3-28	-	-	-
Banks,J.	2-6	-	-	2-6	-	DNP	DNP	DNP	DNP	DNP	-	-	-
Taylor,A.	1-0	-	-	-	1-0	-	-	-	-	-	-	-	-
Jackson,T.	1-0	-	-	-	1-0	-	-	-	-	-	DNP	-	-
George,K.	1-24	-	-	-	-	-	1-24	-	-	-	-	-	-
Solomon,K.	1-0	DNP	DNP	1-0	-	-	-	-	-	-	-	-	-
Flowers,T.	1-14	-	-	-	-	-	1-14	DNP	DNP	DNP	-	-	-

FUMBLES FORCED

Player	No.	GSU	BYU	UTC	UF	UGA	MSU	ALA	SC	UAB	UK	MIZZOU	VANDY
Taylor,D.	1	-	-	-	-	-	1	-	-	-	-	-	-
Middleton,D.	1	-	-	-	-	-	-	-	-	1	-	-	-
Johnson,D.	1	1	-	-	-	-	-	-	-	-	-	-	-
Bituli,D.	1	DNP	DNP	-	1	-	-	-	-	-	-	-	-

FUMBLES RECOVERED

Player	No./Yds	GSU	BYU	UTC	UF	UGA	MSU	ALA	SC	UAB	UK	MIZZOU	VANDY
Taylor,D.	1	-	-	1	-	-	-	-	-	-	-	-	-
To'o To'o,H.	1	-	-	-	1	-	-	-	-	-	-	-	-
Bumphus,L.	1	1	-	-	-	-	-	DNP	DNP	-	-	-	-
Solomon,A.	1	-	-	-	-	-	-	-	-	1	-	-	-

SPECIAL TEAMS GAME-BY-GAME

PUNT RETURNS

Player	No.-Yds-TD	GSU	BYU	UTC	UF	UGA	MSU	ALA	SC	UAB	UK	MIZZOU	VANDY
Callaway,M.	7-141	1-35	1--4	-	1-0	-	1-13	1-22	1-65	1-10	-	-	-
Bituli,D.	1-29	DNP	DNP	-	-	-	-	-	1-29	-	-	-	-
Byrd,T.	1-16	-	-	1-16	-	-	-	-	-	-	-	-	-
Gray,E.	1-7	-	-	-	-	-	-	-	1-7	-	-	-	-

KICK RETURNS

Player	No.-Yds-TD	GSU	BYU	UTC	UF	UGA	MSU	ALA	SC	UAB	UK	MIZZOU	VANDY
Chandler,T.	9-204	3-72	1-18	1-58	-	-	1-14	3-42	-	-	-	-	-
Callaway,M.	2-37	-	-	-	-	-	-	2-37	-	-	-	-	-
Bumphus,L.	1-2	-	1-2	-	-	-	-	DNP	DNP	-	-	-	-

FIELD GOALS

Player	FG-FGA (LG)	GSU	BYU	UTC	UF	UGA	MSU	ALA	SC	UAB	UK	MIZZOU	VANDY
Cimaglia, B.	7-7 (51)	3-3 (48)	4-4 (51)	1-1 (34)	1-1 (40)	0-1	2-2 (49)	2-2 (37)	2-3 (46)	3-3 (53)	-	-	-

PUNTING

Player	No.-Yds-Avg	GSU	BYU	UTC	UF	UGA	MSU	ALA	SC	UAB	UK	MIZZOU	VANDY
Doyle, J.	5-239-47.8	1-47-47.0	3-137-45.7	1-55-55.0	4-161-40.2	5-167-33.4	4-185-46.2	3-117-39.0	-	-	-	-	-
Brooks, P.	1-59-59.0	-	-	1-59-59.0	1-36-36.0	-	-	2-66-33.0	4-176-44.0	5-220-44.0	-	-	-

2019 STATISTICS

PARTICIPATION GAME-BY-GAME

PARTICIPATION

Name	GP/GS	GSU	BYU	UTC	UF	UGA	MSU	ALA	SC	UAB	UK	MISSOURI	VANDY
77 Akporoghene,C.	2/-	DNP	DNP	DNP	DNP	XXX	DNP	DNP	DNP	XXX			XXX
33 Banks,J.	4/-	XXX	XXX	XXX	XXX	DNP	DNP	DNP	DNP	DNP			DNP
24 Beasley,A.	5/-	DNP	DNP	DNP	DNP	XXX	XXX	XXX	XXX	XXX			XXX
95 Bennett,K.	9/-	XXX	XXX	XXX	XXX	XXX	XXX	XXX	XXX	XXX			XXX
35 Bituli,D.	7/7	DNP	DNP	START	START	START	START	START	START	START			START
48 Blakely,J.	9/-	XXX	XXX	XXX	XXX	XXX	XXX	XXX	XXX	XXX			XXX
37 Brooks,P.	9/-	XXX	XXX	XXX	XXX	XXX	XXX	XXX	XXX	XXX			XXX
83 Brown,S.	1/-	DNP	DNP	XXX	DNP	DNP	DNP	DNP	DNP	DNP			DNP
88 Bumphus,L.	7/5	XXX	START	START	START	START	START	START	DNP	DNP			XXX
4 Burrell,W.	7/4	START	START	START	START	DNP	DNP	XXX	XXX	XXX			XXX
94 Butler,M.	9/2	XXX	XXX	XXX	XXX	XXX	START	START	START	XXX			XXX
10 Byrd,T.	9/1	XXX	XXX	XXX	XXX	XXX	XXX	XXX	START	START			XXX
74 Calbert,K.	9/2	XXX	XXX	START	START	XXX	XXX	XXX	XXX	XXX			XXX
1 Callaway,M.	9/9	START	START	START	START	START	START	START	START	START			START
75 Carvin,J.	8/3	XXX	XXX	XXX	XXX	DNP	XXX	START	START	START			START
8 Chandler,T.	9/7	START	START	START	START	START	START	START	XXX	XXX			XXX
28 Christian,J.	1/-	DNP	DNP	XXX	DNP	DNP	DNP	DNP	DNP	DNP			DNP
42 Cimaglia,B.	9/-	XXX	XXX	XXX	XXX	XXX	XXX	XXX	XXX	XXX			XXX
86 Craig,A.	8/-	XXX	XXX	XXX	DNP	XXX	XXX	XXX	XXX	XXX			XXX
27 Crouch,Q.	9/1	XXX	XXX	XXX	XXX	XXX	XXX	START	XXX	XXX			XXX
29 Davis,B.	1/-	DNP	DNP	DNP	DNP	DNP	DNP	DNP	DNP	DNP			XXX
36 Dobrucky,T.	4/-	DNP	DNP	XXX	DNP	DNP	DNP	XXX	XXX	XXX			XXX
47 Doyle,J.	9/-	XXX	XXX	XXX	XXX	XXX	XXX	XXX	XXX	XXX			XXX
7 Edwards,R.	1/-	DNP	DNP	XXX	DNP	DNP	DNP	DNP	DNP	DNP			DNP
90 Emerson,G.	9/8	START	START	START	START	START	START	START	START	START			XXX
88 Fant,P.	5/-	DNP	DNP	XXX	DNP	DNP	XXX	XXX	XXX	XXX			XXX
17 Fields,T.	3/-	DNP	DNP	XXX	DNP	DNP	DNP	DNP	DNP	XXX			XXX
27 Fils-aime,C.	3/-	DNP	DNP	DNP	DNP	XXX	XXX	XXX	DNP	DNP			DNP
25 Flowers,T.	6/2	START	XXX	XXX	XXX	XXX	START	DNP	DNP	DNP			DNP
38 Frerking,G.	2/-	DNP	DNP	XXX	DNP	DNP	DNP	DNP	DNP	DNP			XXX
57 Gaddy,N.	1/-	DNP	DNP	XXX	DNP	DNP	DNP	DNP	DNP	DNP			DNP
79 Garland,Ku.	9/1	XXX	XXX	XXX	XXX	XXX	XXX	XXX	XXX	START			START
15 Garland,Kw.	2/-	DNP	DNP	DNP	DNP	DNP	XXX	DNP	DNP	DNP			XXX
41 George,K.	9/6	XXX	XXX	START	XXX	START	START	START	START	START			START
3 Gray,E.	9/-	XXX	XXX	XXX	XXX	XXX	XXX	XXX	XXX	XXX			XXX
2 Guarantano,J.	9/4	START	START	START	START	XXX	XXX	XXX	XXX	XXX			XXX
54 Harris,K.	1/-	DNP	DNP	XXX	DNP	DNP	DNP	DNP	DNP	DNP			DNP
30 Harrison,R.	7/-	DNP	XXX	XXX	XXX	DNP	XXX	XXX	XXX	XXX			XXX
23 Ignont,W.	3/2	START	START	XXX	DNP	DNP	DNP	DNP	DNP	DNP			DNP
26 Jackson,T.	8/5	XXX	START	START	START	START	XXX	START	XXX	XXX			DNP
15 Jennings,J.	9/6	XXX	START	START	START	XXX	XXX	START	START	START			START
7 Johnson,B.	4/-	XXX	XXX	XXX	XXX	DNP	DNP	DNP	DNP	DNP			DNP
13 Johnson,D.	9/1	XXX	XXX	XXX	XXX	XXX	XXX	START	XXX	XXX			XXX
58 Johnson,J.	3/1	XXX	START	DNP	DNP	DNP	DNP	DNP	XXX	XXX			DNP
70 Johnson,R.	9/3	START	START	XXX	XXX	XXX	START	XXX	XXX	XXX			XXX
21 Jones,J.	3/-	XXX	XXX	XXX	DNP	DNP	DNP	DNP	DNP	DNP			DNP
9 Jordan,T.	8/2	XXX	DNP	XXX	XXX	XXX	XXX	XXX	START	START			START
55 Kennedy,B.	9/9	START	START	START	START	START	START	START	START	START			START
80 Keyton,R.	8/-	XXX	XXX	XXX	DNP	XXX	XXX	XXX	XXX	XXX			XXX
47 Knoll,L.	2/-	DNP	DNP	DNP	DNP	DNP	DNP	DNP	XXX	XXX			XXX
44 Labruzzo,C.	5/-	XXX	XXX	XXX	DNP	DNP	DNP	DNP	DNP	XXX			XXX
50 Lampley,J.	2/-	DNP	DNP	XXX	DNP	XXX	DNP	DNP	DNP	DNP			DNP
78 Lane,O.	2/-	DNP	DNP	DNP	DNP	XXX	DNP	DNP	DNP	XXX			XXX
56 Locklear,R.	7/2	START	XXX	XXX	XXX	START	DNP	DNP	XXX	XXX			XXX
46 Lovingood,R.	9/-	XXX	XXX	XXX	XXX	XXX	XXX	XXX	XXX	XXX			XXX
18 Maurer,B.	5/3	DNP	DNP	XXX	XXX	START	START	START	DNP	DNP			DNP
22 McCollough,J.	9/2	XXX	XXX	XXX	XXX	XXX	XXX	XXX	START	START			START
14 Means,J.	5/-	XXX	DNP	XXX	DNP	XXX	XXX	XXX	DNP	DNP			DNP
97 Middleton,D.	9/3	START	XXX	XXX	XXX	XXX	XXX	XXX	START	START			START
99 Mincey,J.	6/-	XXX	XXX	XXX	DNP	DNP	DNP	XXX	XXX	XXX			XXX
22 Montgomery,I.	2/-	DNP	DNP	DNP	DNP	XXX	DNP	DNP	DNP	XXX			XXX
64 Morris,W.	9/8	START	XXX	START	START	START	START	START	START	START			START
42 Omer,C.	1/-	DNP	DNP	XXX	DNP	DNP	DNP	DNP	DNP	DNP			DNP
40 Orr,F.	3/-	DNP	DNP	XXX	DNP	XXX	XXX	DNP	DNP	DNP			DNP
38 Page III,S.	3/-	DNP	DNP	DNP	DNP	DNP	XXX	XXX	DNP	DNP			XXX
5 Palmer,J.	9/9	START	START	START	START	START	START	START	START	START			START
6 Peterson,J.	9/-	XXX	XXX	XXX	XXX	XXX	XXX	XXX	XXX	XXX			XXX
81 Pope,A.	9/7	START	XXX	START	START	START	START	XXX	START	START			START
21 Reid,S.	4/-	XXX	XXX	XXX	XXX	DNP	DNP	DNP	DNP	DNP			DNP
12 Shamburger,S.	9/9	START	START	START	START	START	START	START	START	START			START
12 Shrout,J.	4/1	DNP	DNP	XXX	DNP	DNP	DNP	XXX	XXX	START			START
26 Siekerman,J.	1/-	DNP	DNP	DNP	DNP	DNP	DNP	DNP	DNP	DNP			XXX
51 Simmons,E.	1/-	DNP	DNP	XXX	DNP	DNP	DNP	DNP	DNP	DNP			DNP
73 Smith,T.	9/8	XXX	START	START	START	START	START	START	START	START			START
98 Solomon,A.	9/7	START	START	START	START	START	XXX	XXX	START	START			START
31 Solomon,K.	7/-	DNP	DNP	XXX	XXX	XXX	XXX	XXX	XXX	XXX			XXX
68 Tatum,M.	9/3	START	START	XXX	XXX	XXX	XXX	XXX	XXX	START			START
2 Taylor,A.	9/2	START	START	XXX	XXX	XXX	XXX	XXX	XXX	XXX			XXX
19 Taylor,D.	9/9	START	START	START	START	START	START	START	START	START			START
20 Thompson,B.	6/6	DNP	DNP	DNP	START	START	START	START	START	START			START
85 Tillman,C.	7/-	XXX	XXX	XXX	XXX	XXX	DNP	DNP	XXX	XXX			XXX
11 To'o To'o,H.	9/8	START	START	START	START	START	START	XXX	START	START			START
87 Warren,Ja.	5/-	DNP	XXX	XXX	DNP	DNP	DNP	XXX	XXX	XXX			XXX
18 Warrior,N.	9/9	START	START	START	START	START	START	START	START	START			START
50 Williams,S.	7/-	XXX	XXX	XXX	XXX	XXX	DNP	DNP	XXX	XXX			XXX
4 Wood-Anderson	9/5	START	START	XXX	XXX	START	START	START	XXX	XXX			XXX
72 Wright,D.	8/6	XXX	XXX	START	START	START	START	START	START	DNP			DNP

Starts indicated by START; XXX-Played; DNP-Did Not Play

2019 TEAM SUPERLATIVES

TENNESSEE GAME HIGHS

Rushes	49	vs BYU (Sep 07, 2019)
Yards Rushing	242	vs BYU (Sep 07, 2019)
Yards Per Rush	5.1	vs UTC (Sep 14, 2019)
TD Rushes	2	vs UTC (Sep 14, 2019) vs UAB (Nov. 2, 2019)
Pass attempts	40	vs GSU (Aug 31, 2019)
Pass completions	26	vs GSU (Aug 31, 2019)
Yards Passing	351	vs South Carolina (Oct 26, 2019)
Yards Per Pass	11.9	vs Mississippi State (Oct 12, 2019)
TD Passes	3	vs UTC (Sep 14, 2019) vs South Carolina (Oct 26, 2019) vs BYU (Sep 07, 2019)
Total Plays	77	vs South Carolina (Oct 26, 2019)
Total Offense	485	vs South Carolina (Oct 26, 2019)
Yards Per Play	7.1	vs South Carolina (Oct 26, 2019)
Points	45	vs UTC (Sep 14, 2019)
Sacks By	7	vs Mississippi State (Oct 12, 2019)
First Downs	22	vs UTC (Sep 14, 2019)
Penalties	13	at Alabama (Oct 19, 2019)
Penalty Yards	93	at Alabama (Oct 19, 2019)
Turnovers	4	at Florida (9/21/2019)
Interceptions By	4	vs UTC (Sep 14, 2019)
Punts	5	at Florida (9/21/2019) vs Georgia (Oct 05, 2019) at Alabama (Oct 19, 2019) vs UAB (Nov. 2, 2019)
Punting Avg	57.0	vs UTC (Sep 14, 2019)
Long Punt	59	vs UTC (Sep 14, 2019)
Punts inside 20	2	vs BYU (Sep 07, 2019) vs Mississippi State (Oct 12, 2019) vs South Carolina (Oct 26, 2019) vs UAB (Nov. 2, 2019)
Long Punt Return	65	vs South Carolina (Oct 26, 2019)

2019 INDIVIDUAL SUPERLATIVES

MOST BY A VOL

Rushes	26	Ty Chandler vs BYU (Sep 07, 2019)
Yards Rushing	154	Ty Chandler vs BYU (Sep 07, 2019)
TD Rushes	1	Ty Chandler vs GSU (Aug 31, 2019) Ty Chandler vs UTC (Sep 14, 2019) Brian Maurer vs UTC (Sep 14, 2019) Tim Jordan vs Mississippi State (Oct 12, 2019) Brian Maurer at Alabama (Oct 19, 2019) Ty Chandler vs UAB (Nov. 2, 2019) Jauan Jennings vs UAB (Nov. 2, 2019)
Long Rush	53	Ty Chandler vs BYU (Sep 07, 2019)
Pass attempts	40	Jarrett Guarantano vs GSU (Aug 31, 2019)
Pass completions	26	Jarrett Guarantano vs GSU (Aug 31, 2019)
Yards Passing	311	Jarrett Guarantano vs GSU (Aug 31, 2019)
TD Passes	3	Jarrett Guarantano vs UTC (Sep 14, 2019)
Long Pass	73	Brian Maurer vs Georgia (Oct 05, 2019)
Receptions	7	Jauan Jennings vs GSU (Aug 31, 2019) Jauan Jennings at Florida (9/21/2019) Jauan Jennings vs Georgia (Oct 05, 2019) Jauan Jennings vs South Carolina (Oct 26, 2019)
Yards Receiving	174	Jauan Jennings vs South Carolina (Oct 26, 2019)
TD Receptions	2	Jauan Jennings vs BYU (Sep 07, 2019) Jauan Jennings vs South Carolina (Oct 26, 2019)
Long Reception	73	Marquez Callaway vs Georgia (Oct 05, 2019)
Field Goals	4	Brent Cimaglia vs BYU (Sep 07, 2019)
Long Field Goal	53	Brent Cimaglia vs UAB (Nov. 2, 2019)
Punts	5	Joe Doyle vs Georgia (Oct 05, 2019) Paxton Brooks vs UAB (Nov. 2, 2019)
Punting Avg	59.0	Paxton Brooks vs UTC (Sep 14, 2019)
Long Punt	59	Paxton Brooks vs UTC (Sep 14, 2019)
Punts inside 20	2	Joe Doyle vs BYU (Sep 07, 2019) Joe Doyle vs Mississippi State (Oct 12, 2019) Paxton Brooks vs South Carolina (Oct 26, 2019) Paxton Brooks vs UAB (Nov. 2, 2019)
Long Punt Return	65	Marquez Callaway vs South Carolina (Oct 26, 2019)
Long Kickoff Return	58	Ty Chandler vs UTC (Sep 14, 2019)
Tackles	15	Daniel Bituli vs South Carolina (Oct 26, 2019)
Sacks	2.0	LaTrell Bumphus vs BYU (Sep 07, 2019) Daniel Bituli at Florida (9/21/2019) Darrell Taylor vs Mississippi State (Oct 12, 2019) Darrell Taylor vs South Carolina (Oct 26, 2019)
Tackles For Loss	2.0	Deandre Johnson vs GSU (Aug 31, 2019) LaTrell Bumphus vs BYU (Sep 07, 2019) Daniel Bituli at Florida (9/21/2019) Darrell Taylor vs Mississippi State (Oct 12, 2019) Darrell Taylor vs South Carolina (Oct 26, 2019)
Interceptions	3	Bryce Thompson vs UAB (Nov. 2, 2019)

OPPONENT GAME HIGHS

Rushes	53	vs GSU (Aug 31, 2019)
Yards Rushing	238	vs Georgia (Oct 05, 2019)
Yards Per Rush	5.8	vs Georgia (Oct 05, 2019)
TD Rushes	3	vs GSU (Aug 31, 2019) at Alabama (Oct 19, 2019)
Pass attempts	51	vs South Carolina (Oct 26, 2019)
Pass completions	28	vs South Carolina (Oct 26, 2019)
Yards Passing	319	vs South Carolina (Oct 26, 2019)
Yards Per Pass	9.9	vs Georgia (Oct 05, 2019)
TD Passes	2	vs GSU (Aug 31, 2019) at Florida (9/21/2019) vs Georgia (Oct 05, 2019)
Total Plays	81	vs South Carolina (Oct 26, 2019)
Total Offense	526	vs Georgia (Oct 05, 2019)
Yards Per Play	7.5	vs Georgia (Oct 05, 2019)
Points	43	vs Georgia (Oct 05, 2019)
Sacks By	4	vs GSU (Aug 31, 2019) at Florida (9/21/2019)
First Downs	26	vs Georgia (Oct 05, 2019)
Penalties	11	vs Georgia (Oct 05, 2019)
Penalty Yards	107	vs Georgia (Oct 05, 2019)
Turnovers	5	vs UTC (Sep 14, 2019)
Interceptions By	3	at Florida (9/21/2019)
Punts	8	vs South Carolina (Oct 26, 2019)
Punting Avg	44.4	vs South Carolina (Oct 26, 2019)
Long Punt	66	vs South Carolina (Oct 26, 2019)
Punts inside 20	3	vs UAB (Nov. 2, 2019)
Long Punt Return	22	at Alabama (Oct 19, 2019)

MOST BY AN OPPONENT

Rushes	21	Barnett, Tra, vs GSU (Aug 31, 2019) Najee Harris, at Alabama (Oct 19, 2019)
Yards Rushing	105	Najee Harris, at Alabama (Oct 19, 2019)
TD Rushes	2	WILLIAMS, T., vs BYU (Sep 07, 2019) Najee Harris, at Alabama (Oct 19, 2019)
Long Rush	40	Brian Herrien, vs Georgia (Oct 05, 2019)
Pass attempts	51	Ryan Hilinski, vs South Carolina (Oct 26, 2019)
Pass completions	28	Ryan Hilinski, vs South Carolina (Oct 26, 2019)
Yards Passing	319	Ryan Hilinski, vs South Carolina (Oct 26, 2019)
TD Passes	2	Ellington, Dan, vs GSU (Aug 31, 2019) Trask, K., at Florida (9/21/2019) Jake Fromm, vs Georgia (Oct 05, 2019)
Long Pass	75	Ryan Hilinski, vs South Carolina (Oct 26, 2019)
Receptions	11	Shi Smith, vs South Carolina (Oct 26, 2019)
Yards Receiving	156	Shi Smith, vs South Carolina (Oct 26, 2019)
TD Receptions	1	McCoy, C., vs GSU (Aug 31, 2019) Payne, Aubry, vs GSU (Aug 31, 2019) SHUMWAY, Talon, vs BYU (Sep 07, 2019) Swain, F., at Florida (9/21/2019) Pitts, K., at Florida (9/21/2019) George Pickens, vs Georgia (Oct 05, 2019) Lawrence Cager, vs Georgia (Oct 05, 2019) Dedrick Thomas, vs Mississippi State (Oct 12, 2019) M. Forristall, at Alabama (Oct 19, 2019) Shi Smith, vs South Carolina (Oct 26, 2019) STANLEY, L., vs UAB (Nov. 2, 2019)
Long Reception	75	Shi Smith, vs South Carolina (Oct 26, 2019)
Field Goals	3	OLDROYD, Jake, vs BYU (Sep 07, 2019) R. Blankenship, vs Georgia (Oct 05, 2019)
Long Field Goal	51	Jace Christmann, vs Mississippi State (Oct 12, 2019)
Punts	7	Joseph Charlton, vs South Carolina (Oct 26, 2019) GREENWELL, Kyle, vs UAB (Nov. 2, 2019)
Punting Avg	50.7	Joseph Charlton, vs South Carolina (Oct 26, 2019)
Long Punt	66	Joseph Charlton, vs South Carolina (Oct 26, 2019)
Punts inside 20	3	GREENWELL, Kyle, vs UAB (Nov. 2, 2019)
Long Punt Return	22	Jaylen Waddle, at Alabama (Oct 19, 2019)
Long Kickoff Return	24	Henry Ruggs III, at Alabama (Oct 19, 2019)
Tackles	13	Erroll Thompson, vs Mississippi State (Oct 12, 2019)
Sacks	2.0	Azeez Ojulari, vs Georgia (Oct 05, 2019) Terrell Lewis, at Alabama (Oct 19, 2019)
Tackles For Loss	3.0	Terrell Lewis, at Alabama (Oct 19, 2019)
Interceptions	1	StephensMcQueen, vs GSU (Aug 31, 2019) FONUA, Kavika, vs BYU (Sep 07, 2019) Wilson, M., at Florida (9/21/2019) Dean, T., at Florida (9/21/2019) Burney, A., at Florida (9/21/2019) R. LeCounte, vs Georgia (Oct 05, 2019) Cam Dantzier, vs Mississippi State (Oct 12, 2019) Brian Cole II, vs Mississippi State (Oct 12, 2019) Jared Mayden, at Alabama (Oct 19, 2019) TURNER, Dy'jonn, vs UAB (Nov. 2, 2019)

TENNESSEE OVERTIME RECORDS

TENNESSEE OVERTIME GAMES & RESULTS

Date	Opponent	OTs	1st Poss.	Game-Winning Score	Final Score
Sept. 19, 1998	Florida	1	Offense	Jeff Hall 41 field goal	W, 20-17
Sept. 30, 2000	at LSU	1	Defense*	Robert Royal 25 pass from Rohan Davey (John Corbello kick)	L, 31-38
Oct. 5, 2002	Arkansas	6	Offense	Jason Witten 25 pass from Casey Clausen+	W, 41-38
Sept. 27, 2003	South Carolina	1	Defense*	James Banks 4 pass from Casey Clausen+	W, 23-20
Oct. 25, 2003	at Alabama	5	Offense	Casey Clausen 1 run (James Banks pass from Casey Clausen)	W, 51-43
Sept. 26, 2005	at LSU	1	Defense*	Gerald Riggs, Jr. 1 run+	W, 30-27
Oct. 27, 2007	South Carolina	1	Offense	Daniel Lincoln 27 field goal	W, 27-24
Nov. 24, 2007	at Kentucky	4	Defense*	Quintin Hancock 40 pass from Erik Ainge (Austin Rogers pass from Ainge)	W, 52-50
Sept. 1, 2008	at UCLA	1	Defense*	Kai Forbath 42 field goal	L, 24-27
Nov. 28, 2009	at Kentucky	1	Defense*	Montario Hardesty 20 run+	W, 30-24
Sept. 25, 2010	UAB	2	Offense	Denarius Moore 25 pass from Matt Simms+	W, 32-29
Dec. 30, 2010	vs. North Carolina#	2	Defense*	Casey Barth 23 field goal+	L, 27-30
Nov. 19, 2011	Vanderbilt	1	Defense*	Eric Gordon 90 INT return+	W, 27-21
Nov. 10, 2012	Missouri	4	Defense*	Andrew Baggett 35 field goal+	L, 48-51
Oct. 5, 2013	Georgia	1	Offense	Marshall Morgan 42 field goal+	L, 31-34
Nov. 1, 2014	at South Carolina	1	Offense	Aaron Medley 32 field goal	W, 45-42
Sept. 12, 2015	Oklahoma	2	Offense	Sterling Shepard 18 pass from Baker Mayfield (Austin Seibert kick)	L, 24-31
Sept. 1, 2016	Appalachian State	1	Offense	Joshua Dobbs rush for 1 yard to the APP1, fumble forced by Kennan Gilchrist, fumble by Dobbs recovered by UT's Jalen Hurd in the end zone (Aaron Medley kick)	W, 20-13
Oct. 8, 2016	at Texas A&M	2	Offense	Trevor Knight 1 run (Daniel LaCamera kick)	L, 38-45
Sept. 4, 2017	vs. Georgia Tech^	2	Defense*	John Kelly 2 run (Aaron Medley kick)	W, 42-41
Sept. 7, 2019	BYU	2	Defense	Ty'Son Williams 5 run+	L, 29-26

*Won coin toss +Game-ending play #Bowl game ^Neutral site regular season game

OVERTIME TEAM RECORDS

Record in OT: 13-8 (Most OT team wins all-time in NCAA history)

Most OT Periods: 6 vs. Arkansas, Oct. 5, 2002

Longest Game (Elapsed Time): 4:43 at Kentucky, Nov. 24, 2007; at Texas A&M, Oct. 8, 2016

Points: 31 at Alabama, Oct. 25, 2003

Opponent Points: 23 at Alabama, Oct. 25, 2003; Missouri, Nov. 10, 2012

Points, Both Teams: 54 (UT 31, Alabama 23), Oct. 25, 2003

Fewest Points: 0 at LSU, Sept. 30, 2000; at UCLA, Sept. 1, 2008

Fewest Points, Both Teams: 3 (UT 3, Florida 0), Sept. 19, 1998; (UT 3, South Carolina 0), Oct. 27, 2007; (UCLA 3, UT 0), Sept. 1, 2008; (UT 3, South Carolina 0), Nov. 1, 2014

Touchdowns: 4 at Alabama, Oct. 25, 2003

Total Offense Plays: 21 at Alabama, Oct. 25, 2003 (105 yards)

Total Offense Yards: 105 at Alabama, Oct. 25, 2003 (21 plays)

Rushing Attempts: 13 at Alabama, Oct. 25, 2003 (40 yards)

Rushing Yards: 40 at Alabama, Oct. 25, 2003 (13 attempts)

Pass Attempts: 16 vs. Missouri, Nov. 10, 2012 (9 completions, 72 yards, 2 touchdowns)

Pass Completions: 9 vs. Missouri, Nov. 10, 2012 (for 72 yards)

Passing Yards: 77 at Kentucky, Nov. 24, 2007 (6-of-9)

Field Goals Attempted: 2 vs. Arkansas, Oct. 5, 2002 (2 made)

Field Goals Made: 2 vs. Arkansas, Oct. 5, 2002 (2 attempts)

Longest Drive, Plays: 7 vs. Arkansas, Oct. 5, 2002 (11 yards, Philip Newman 31 field goal made)

Shortest Drive, Plays: 1 vs. Arkansas, Oct. 5, 2002 (25 yards, Jason Witten 25 pass from Casey Clausen); vs. Arkansas, Oct. 5, 2002 (25 yards, Tony Brown 25 pass from Casey Clausen); at Alabama, Oct. 25, 2003 (25 yards, James Banks 25 pass from Casey Clausen); vs. UAB, Sept. 25, 2010 (25 yards, Denarius Moore 25 pass from Matt Simms)

Shortest Drive, Yards: minus-7 vs. Arkansas, Oct. 5, 2002 (1 play, Derrick Tinsley rush and fumble lost)

Opponent Longest Drive, Plays: 6, Arkansas, Oct. 5, 2002 (12 yards, O'Donohoe 29 field goal made); at Alabama, Oct. 25, 2003 (25 yards, Dre Fulgham 6 TD pass from Brodie Croyle)

Opponent Shortest Drive, Plays: 1, LSU, Sept. 30, 2000 (25 yards, Robert Royal 25 pass from Rohan Davey)

Opponent Shortest Drive, Yards: minus-15, at South Carolina, Nov. 1, 2014 (4 plays, Elliott Fry missed 58-yard field goal attempt)

OVERTIME INDIVIDUAL RECORDS

Points: 14, James Banks at Alabama, Oct. 25, 2003 (2 TDs, 1 PAT)

Touchdowns: 2, James Banks at Alabama, Oct. 25, 2003; John Kelly vs. Georgia Tech, Sept. 4, 2017

Rushing Attempts: 5, Jabari Davis vs. Arkansas, Oct. 5, 2002 (23 yards); Jabari Davis at Alabama, Oct. 25, 2003 (11 yards)

Rushing Yards: 23, Jabari Davis vs. Arkansas, Oct. 5, 2002 (5 attempts)

Longest Rushing Play: 20, Montario Hardesty at Kentucky, Nov. 28, 2009

Longest Rushing Touchdown: 20 yards, Montario Hardesty at Kentucky, Nov. 28, 2009

Passing Attempts: 15, Tyler Bray vs. Missouri, Nov. 10, 2012 (8 completions)

Passing Completions: 8, Tyler Bray vs. Missouri, Nov. 10, 2012 (15 attempts)

Passing Yards: 77, Erik Ainge at Kentucky, Nov. 24, 2007 (6-of-9); Tyler Bray vs. Missouri, Nov. 10, 2012 (8-of-15)

Longest Pass Completion: 40, Erik Ainge to Quintin Hancock (TD) at Kentucky, Nov. 24, 2007 (1st-and-10 from the 40-yard line)

Longest Passing Touchdown: 40, Erik Ainge to Quintin Hancock at Kentucky, Nov. 24, 2007 (1st-and-10 from the 40-yard line)

Receptions: 2, Cedrick Wilson at LSU, Sept. 30, 2000 (16 yards); James Banks at Alabama, Oct. 25, 2003 (30 yards); Gerald Jones at Kentucky, Nov. 24, 2007 (20 yards); Denarius Moore vs. UAB, Sept. 25, 2010 (31 yards); Cordarrelle Patterson vs. Missouri, Nov. 10, 2012 (31 yards); Rajion Neal vs. Missouri, Nov. 10, 2012 (12 yards); Zach Rogers vs. Missouri, Nov. 10, 2012 (10 yards); Marlin Lane vs. Missouri, Nov. 10, 2012 (6 yards)

Receiving Yards: 40, Quintin Hancock at Kentucky, Nov. 24, 2007 (1 reception)

Field Goals Attempted: 2, Philip Newman vs. Arkansas, Oct. 5, 2002 (2 made)

Field Goals Made: 2, Philip Newman vs. Arkansas, Oct. 5, 2002 (2 attempts)

Longest Field Goal Made: 41, Jeff Hall vs. Florida, Sept. 19, 1998

MEDIA INFORMATION

CREDENTIAL REQUESTS

- To obtain season or single-game credentials, apply online by clicking "football" under "Tennessee" at: <http://www.sportssystem.com/seccredentials>

INTERVIEW REQUESTS

- Scheduled interviews will take place in the Ray and Lucy Hand Digital Studio on select days each week. True freshmen are not available for interviews and student-athletes should not be contacted by the media for interviews by any method outside of scheduled interview times.
- Interview requests for Coach Jeremy Pruitt or players outside of standard interview times should be made through Director of Football Communications Zach Stipe at 865-974-4167 (office), 865-244-6119 (cell) or zstipe@tennessee.edu. All interview requests should be made at least 24 hours in advance of the time for which you are requesting.

WEEKLY MEDIA CONFERENCES

- Coach Pruitt's weekly press conferences are held at noon ET on Mondays of game week inside the Ray and Lucy Hand Digital Studio.
- Coach Pruitt takes part in his weekly SEC Teleconference each Wednesday at 11:50 a.m. ET from the start of the season through Nov. 25. Media representatives should contact the SEC at (205) 458-3000 for a confidential phone number.

NEYLAND GAME DAY INFORMATION

- Press Will Call is located at the Tennessee Media Relations office beginning three hours before game time. It is located on the ground level of the Anderson Training Center on the corner of Lake Loudoun Blvd. and Chamique Holdscraw Drive.
- Pregame media meal is served on Press Box fifth level and in the Stokely Family Media Center at field level.
- Press box media access is through Gate 15. Field access is through Gates 21A and 25.
- Press parking is in parking garage G-10 at the southwest end of the stadium. You must have an official Tennessee football parking pass to park in this area.

DIRECTIONS TO NEYLAND STADIUM

- From Airport:** Turn toward Knoxville onto Alcoa Hwy. (U.S. Hwy. 129 North). After crossing Tennessee River bridge, exit right and then turn left onto Neyland Drive.
- From I-40 East:** Follow I-40 to James White Parkway. Follow to Neyland Drive. (G-10 Garage can be entered off Neyland Drive.)
- From I-40 West:** Follow I-40 to James White Parkway. Follow to Neyland Drive.
- From I-75 South:** Follow I-75 to I-275. Follow I-275 to I-40. Take I-40 East to James White Parkway and follow to Neyland Drive. (G-10 Garage can be entered off Neyland Drive.)
- At Neyland Drive:** Follow to Thompson-Boling Arena. Turn onto Lake Loudoun Boulevard. Turn right at first light onto Phillip Fulmer Way. G-10 garage is on right after passing arena.

TENNESSEE FOOTBALL MEDIA SERVICES

ZACH STIPE

Director of Football Communications
Office: 865-974-4167 | Cell: 865-244-6119
E-mail: zstipe@tennessee.edu
Twitter: @ZachStipe

SEAN BAROWS

Assistant Director of Media Relations
Office: 865-974-7478 | Cell: 561-312-9432
E-mail: sbarows@tennessee.edu
Twitter: @SeanBarows

AKILAH LASTER

Assistant Director of Media Relations
Office: 865-974-8876 | Cell: 510-813-7714
E-mail: akilah@tennessee.edu
Twitter: @AkilahLaster

RICKY MARTINEZ

Graduate Assistant
Office: 865-974-5270 | Cell: 626-833-2141
E-mail: rmarti83@vols.utk.edu
Twitter: @rickymartinez_3

KIM HOOD

Assistant Director of Media Relations/Credentials
Office: 865-974-1211 | Cell: 423-552-5617
E-mail: khoo3@tennessee.edu
Twitter: @AllinHoodTime

TOM SATKOWIAK

Assistant AD for Communications
Office: 865-974-7501 | Cell: 865-696-2897
E-mail: tomsid@tennessee.edu
Twitter: @TomSatkowiak

ADDITIONAL STAFF

Associate Director: Eric Trainer
Assistant Directors: Forest Jersey, Andy Kovar, Shane Switzer
Graduate Assistant: Dom Palumbo
Student Assistant: Wyeth Wilson
Photographers: Andrew Ferguson, Maury Nepris

DEPARTMENT ADDRESSES

Anderson Training Center - Ground Floor
Phone: (865) 974-1212 • **Fax:** (865) 974-9496
Mailing Address: PO Box 15016 Knoxville, TN 37991
Shipping Address: 1551 Lake Loudoun Boulevard, Knoxville, TN 37996

SEC MEDIA SERVICES

For information on media services provided by the SEC, call (205) 458-3000, or write to 2201 Richard Arrington Boulevard North, Birmingham, AL 35203.

MEDIA RELATIONS OFFICE

HERB VINCENT

Associate Commissioner/Communications
Office: (205) 458-3000
E-mail: hvincent@sec.org
Website: secsports.com
Overnight Address: 2201 Richard Arrington Blvd North; Birmingham, AL 35203

ADDITIONAL SEC FOOTBALL MEDIA RELATIONS

Director of MR: Chuck Dunlap (cdunlap@sec.org)
Assistant MRD: Ben Beaty (bbeaty@sec.org)

TELECONFERENCE: The 14 SEC head football coaches will be featured weekly on a teleconference from 11 a.m.-1:10 p.m., ET, during the 2019 league season. The teleconference will be held each Wednesday beginning

Wed., Aug. 28 through Wed., Nov. 27. Media representatives should contact the SEC Media Relations Department (205) 458-3000 for the confidential phone number. Each coach will appear on the teleconference for seven minutes, according to the following schedule:

Order of Appearance (All Times Eastern)

11:00 a.m.	Ed Orgeron, LSU
11:10 a.m.	Kirby Smart, Georgia
11:20 a.m.	Dan Mullen, Florida
11:30 a.m.	Derek Mason, Vanderbilt
11:40 a.m.	Nick Saban, Alabama
11:50 a.m. Jeremy Pruitt, Tennessee	
12:00 p.m.	Chad Morris, Arkansas
12:10 p.m.	Will Muschamp, South Carolina
12:20 p.m.	Matt Luke, Ole Miss
12:30 p.m.	Jimbo Fisher, Texas A&M
12:40 p.m.	Mark Stoops, Kentucky
12:50 p.m.	Joe Moorhead, Mississippi State
1:00 p.m.	Barry Odom, Missouri
1:10 p.m.	Gus Malzahn, Auburn

COLLEGEPRESSBOX.COM is the official media website for Division I football. Access and download weekly game notes, quotes, statistics, media guides, headshots, logos and more for each conference and its member schools. Register for access at collegepressbox.com/register.

SOCIAL



TENNESSEE MEDIA AVAILABILITY: THIS WEEK

MONDAY [4] 12 p.m. - Pruitt Press Conference Practice - CLOSED	TUESDAY [5] 12:30 p.m. - Select student-athletes (Ray & Lucy Hand Studio) Practice - 4 p.m. Indiv. Periods Open	WEDNESDAY [6] 11:50 a.m. - SEC Teleconference Practice - 4 p.m. Indiv. Periods Open Post-Practice Pruitt Press Conference 8 p.m. - Vol Calls w/ Pruitt	THURSDAY [7] No scheduled media	FRIDAY [8] No scheduled media	SATURDAY [9] Tennessee at Kentucky 7:30 p.m. on SECN	SUNDAY [10] Off Day
---	--	---	---	---	---	-------------------------------