



LOUISVILLE FOOTBALL

Football Contact: Rocco Gasparro | Office: 502-852-0102 | Cell: 502-262-2258 | Email: Rocco@GoCards.com | @UofLFootball

Game 12



LOUISVILLE (7-4, 5-3) AT KENTUCKY (6-5, 3-5)

SATURDAY, NOV. 30, 2019 • NOON • LEXINGTON, KY

KROGER FIELD • CAPACITY: 61,000 • SURFACE: FIELDTURF • SEC NET



CARDINALS FACE IN-STATE RIVAL KENTUCKY TO CLOSE THE SEASON

▶ Louisville closes out the 2019 regular season with the trip up the road to face in-state rival Kentucky in Lexington on Saturday for a noon kickoff on the SEC Network.

▶ UofL head coach Scott Satterfield has the Cardinals at 7-4 in his first season, while Mark Stoops became bowl eligible at 6-5 with a 50-7 win over Tennessee -Martin.

▶ Louisville and Kentucky are meeting for the 32nd time, and the 26th consecutive time since 1994. The Wildcats own a 16-15 series advantage, but the Cardinals have won six of the last eight meetings.

▶ The Cardinals are 10-8 all-time in Lexington, with the Cardinals winning four consecutive games on the road in the series. The last UK win at Kroger Field came back during the 2009 season — a 31-27 win for the Wildcats.

▶ Terry Wilson accounted for 340 yards and four touchdowns, Benny Snell Jr. rushed for two scores and No. 17 Kentucky defeated Louisville 56-10 on Saturday night to win the Governor's Cup. The Wildcats scored TDs on all five first-half drives and never trailed in posting their first nine-win regular season since 1977, scoring TDs on all five first-half drives. Wilson's 3-yard scoring run provided a 14-0 lead before he tossed TD passes of 28 and 13 yards to Lynn Bowden for a 35-10 cushion late in the second quarter.



Wide receiver Tutu Atwell is closing in on the first 1,000-yard season by a receiver since 2007.

KEY NOTES TO CONSIDER

▶ The Cardinals closed out their home season in impressive fashion, defeating Syracuse 56-34 to end the Atlantic Coast Conference at 5-3. Louisville became only the second ACC team to go 0-8 the previous season to 5-3 the next year (Georgia Tech went 0-8 in 1994 and 5-3 in 1995).

▶ Satterfield's 7-4 start is the best for a coach in his first season since Petrino led the Cardinals to a 7-1 record in 2003. Satterfield became the first coach in school history to defeat a ranked opponent when the Cardinals knocked off No. 19 Wake Forest on Oct. 12 in Winston-Salem, N.C.

▶ The Cardinals scored eight touchdowns by seven different players in the win over Syracuse. Every player who touched the ball in the game scored a touchdown in the 56-34 win over the Orange.

▶ Quarterback Micale Cunningham

accounted for six touchdowns — five by passing and one running — to tie for fourth in school history for most touchdowns in a game. Cunningham is the third different player to account for six or more touchdowns in a game. The redshirt sophomore has thrown 12 touchdown passes in the last four games.

▶ Running back Javian Hawkins set a new freshman single game record by rushing for 233 yards on 23 carries in the win over Syracuse. It was the seventh best single game total in school history and the most since Lamar Jackson ran for 226 yards in the Music City Bowl win over Texas A&M in 2015.

▶ Hawkins set the school's single-season freshman rushing record with 1,278 yards and also recorded a new rookie record with six 100-yard rushing games.

▶ Wide receiver Tutu Atwell became the first wide receiver since Harry Douglas in 2007 to surpass the 1,000-yard mark in a season with 1,072 yards, which is the eighth-best total in school history.

▶ Atwell caught five passes for 152 yards and two scores in the win over the Orange — the sixth 100-yard game this season, which is tied for the fourth most with Harry Douglas (2007), J.R. Russell (2003) and Arnold Jackson (1999). It was Atwell's fourth 100-yard game in a row.

▶ The Cardinals rushed for 370 yards in the win over the Orange — the fourth highest rushing total in the last 41 years. The Cardinals averaged 9.0 yards per carry, which was the fifth-best total in school history and the most since 9.35 yards versus Wake Forest in 2016.

▶ The Cardinals had three players record double-digit tackle totals versus Syracuse, with Dorian Etheridge and Rodjay Burns recording 12 stops, while Marlon Character added a career high 10 tackles.

▶ Etheridge recorded back-to-back double-digit tackle games for the first time in his career, with 12 against Syracuse and 11 versus NC State on Nov. 16.

▶ The Cardinals recorded a pair of sacks and have registered 10 in their last five games.

2019 SCOREBOARD

Sept. 2	#9 NOTRE DAME	L 17-35
Sept. 7	EASTERN KENTUCKY	W, 42-0
Sept. 14	vs. Western Kentucky	W, 38-21
Sept. 21	at Florida State*	L, 24-35
Oct. 5	BOSTON COLLEGE*	W, 41-39
Oct. 12	at Wake Forest*	W, 62-59
Oct. 19	#3 CLEMSON*	L, 10-45
Oct. 26	VIRGINIA*	W, 28-21
Nov. 9	at Miami*	L, 27-52
Nov. 16	at NC State*	W, 34-20
Nov. 23	SYRACUSE*	W, 56-34
Nov. 30	at Kentucky	Noon

*ACC Game

\$Nashville, Tenn.

LOUISVILLE

- 2019 Record: 7-4, 5-3 ACC
- Last Game: Syracuse (W, 56-34)
- Streak: W1
- AP Rank: Not Ranked
- Coaches Rank: Not Ranked
- Head Coach: Scott Satterfield
- Louisville Record: 7-4 (1st year)
- Career Record: 58-28 (7th year)
- Record versus Kentucky: 0-0

KENTUCKY

- 2019 Record: 6-5, 3-5 SEC
- Last Game: Tennessee-Martin (W, 50-7)
- Streak: W2
- AP Rank: Not Ranked
- Coaches Rank: Not Ranked
- Head Coach: Mark Stoops
- Kentucky Record: 40-43 (7th year)
- Career Record: 40-43 (7th year)
- Record versus Louisville: 2-4

ON THE AIR

TV: SEC Network
PxP: Taylor Zarzour
Analyst: Matt Stinchcomb
Sideline: Alyssa Lang

RADIO: UofL Sports Properties

Local: WKRD 790 AM
Sirius: 135 | XM: 193
PxP: Paul Rogers

Analyst: Craig Swabeck
Sideline: Jody Demling

SOCIAL MEDIA

Twitter/Instagram: @UofLFootball
Facebook: Louisville Football

LOUISVILLE DEPTH CHART

Pronunciation Guide

Yasir Abdullah	Ya-sear
Mekhi Becton	Ma-kai BECK-tin
Rodjay Burns	Ra-jay
Amonte Caban	CA-bon
Ryan Chalifoux	CHAL-a-foo
Blanton Creque	CREEK-e
Jack Fagot	FA-go
P.J. Mbanasor	em-BAN-a-SOR
Ean Pfeifer	FYE-fur
Emonee Spence	a-MON-ee
Cornelius Sturghill	STIRGE-hill
Chris Taylor-Yamonoha	Yah-MA-noah
Dae Williams	Day Williams

Start Chart

Player	'15	'16	'17	'18	'19	Tot
Dorian Etheridge	-	-	13	10	10	33
Mekhi Becton	-	-	10	12	10	32
Khane Pass	-	1	5	12	11	29
Seth Dawkins	-	2	10	6	9	29
G.G. Robinson	-	-	6	10	11	27
Dez Fitzpatrick	-	-	7	6	10	23
Robbie Bell	-	-	13	0	11	24
T.J. McCoy	-	4	9	0	6	19
Cole Bentley	-	-	3	12	5	20
Cornelius Sturghill	0	0	0	11	4	15
Tabarius Peterson	-	-	-	9	11	20
Rodjay Burns	-	-	-	9	10	19
C.J. Avery	-	-	1	7	11	19
Russ Yeast	-	-	7	0	11	18
Chandler Jones	-	-	-	5	11	16
Caleb Chandler	-	-	-	3	11	14
Amonte Caban	-	0	0	3	10	13
Malik Cunningham	-	-	-	3	9	12
Jawon Pass	-	-	0	9	2	11
Tyler Haycraft	-	0	0	0	11	11
Tutu Atwell	-	-	-	2	9	11
Marshon Ford	-	-	-	0	10	10
Javian Hawkins	-	-	-	0	9	9
Derek Dorsey	-	-	-	8	0	8
Devante Peete	-	-	-	7	0	7
Nick Okeke	-	-	-	5	2	7
Jordan Davis	-	-	3	2	2	7
Jared Goldwire	-	-	-	6	0	6
P.J. Mbanasor	2	0	0	3	1	6
Yasir Abdullah	-	-	-	0	6	6
Hassan Hall	-	-	-	5	1	6
Anthony Johnson	-	-	-	2	3	5
P.J. Blue	-	-	-	3	0	3
Robert Hicks	-	-	-	2	0	2
Boosie Whitlow	-	-	-	-	3	3
Jeffrey Banks	-	-	-	1	0	1
Dayna Kinnaird	-	-	-	0	1	1
Quen Head	-	-	-	0	1	1
Ean Pfeifer	-	-	-	-	2	2
Monty Montgomery	-	-	-	-	1	1
Marlon Character	-	-	-	0	1	1
Keion Wakefield	-	0	0	0	1	1

OFFENSE

QB	3	Micale Cunningham (6-1, 192, R-SO)
	6	Evan Conley (6-2, 207, FR)
RB	10	Javian Hawkins (5-9, 182, R-FR)
	19	Hassan Hall (6-0, 198, SO)
	36	Maurice Burkley (5-9, 206, R-JR)
LT	73	Mekhi Becton (6-7, 369, JR)
	74	Adonis Boone (6-5, 298, SO)
LG	55	Caleb Chandler (6-4, 297, R-SO)
	71	Joshua Black (6-2, 270, FR)
C	66	Cole Bentley (6-3, 313, JR)
	59	T.J. McCoy (6-1, 305, GR)
RG	75	Robbie Bell (6-5, 294, R-JR)
	78	Jackson Gregory (6-2, 271, FR)
RT	60	Tyler Haycraft (6-3, 293, R-SR)
	56	Renato Brown (6-4, 330, FR)
WR	5	Seth Dawkins (6-3, 218, SR)
	18	Justin Marshall (6-3, 212, R-SO)
	87	Tyler Harrell (6-0, 208, SO)
WR	7	Dez Fitzpatrick (6-2, 204, R-JR)
	2	Devante Peete (6-6, 213, R-SR)
	26	Chris Taylor-Yamonoha (6-2, 186, JR)
WR	1	Tutu Atwell (5-9, 153, SO)
	8	Keion Wakefield (5-10, 184, R-JR)
TE	89	Ean Pfeifer (6-4, 245, GR)
	85	Jordan Davis (6-4, 255, R-SR)
HB	83	Marshon Ford (6-2, 226, SO)
	41	Isaac Martin (6-1, 250, R-SO)

DEFENSE

DE	53	Amonte Caban (6-1, 256, R-SR)
	57	Dayna Kinnaird (6-3, 254, R-SO)
	91	Derek Dorsey (6-3, 265, R-JR)
NT	94	G.G. Robinson (6-4, 295, R-SR)
	90	Jared Goldwire (6-6, 286, JR)
DE	29	Tabarius Peterson (6-3, 252, R-JR)
	92	Malik Clark (6-2, 273, R-SO)
	18	Ty Tyler (6-3, 260, GR)
OLB	22	Yasir Abdullah (6-1, 218, SO)
	49	Boosie Whitlow (6-3, 228, R-SR)
	11	Nick Okeke (6-3, 246, R-SO)
WLB	9	C.J. Avery (5-11, 221, JR)
	7	Monty Montgomery (5-11, 214, SO)
	43	Damien Smith (6-1, 221, SR)
MLB	17	Dorian Etheridge (6-3, 231, JR)
	35	T.J. Holl (6-1, 230, GR)
OLB	10	Rodjay Burns (6-0, 197, R-JR)
	5	Robert Hicks (6-1, 250, SO)
	20	Trenell Troutman (5-11, 188, SO)
CB	27	Anthony Johnson (6-1, 187, R-SO)
or	12	Marlon Character (6-1, 195, JR)
	6	Cornelius Sturghill (5-11, 191, GR)
SS	3	Russ Yeast (5-11, 196, JR)
	20	Trenell Troutman (5-11, 188, SO)
FS	30	Khane Pass (6-1, 204, R-SR)
	38	Jack Fagot (6-0, 190, R-SO)
	33	Isaiah Hayes (6-1, 190, JR)
CB	2	Chandler Jones (5-10, 179, SO)
	1	P.J. Mbanasor (6-1, 203, R-SR)

SPECIAL TEAMS

PK	37	Ryan Chalifoux (6-1, 185, R-SO)
	32	James Turner (6-2, 200, FR)
LS	24	Mitch Hall (6-1, 203, JR)
	46	Brendan Lowery (6-0, 207, SR)
P	28	Mason King (6-3, 216, R-SR)
H	28	Mason King (6-3, 216, R-SR)
	6	Evan Conley (6-2, 207, FR)
KR	19	Hassan Hall (6-0, 198, SO)
	10	Javian Hawkins (5-9, 182, R-FR)
	36	Maurice Burkley (5-9, 206, R-SO)
	8	Keion Wakefield (5-10, 184, R-JR)
PR	10	Rodjay Burns (6-0, 197, R-JR)
	1	Tutu Atwell (5-9, 153, SO)

LOUISVILLE NUMERICAL ROSTER

No.	Name	Ht.	Wt.	Pos.	Cl.	Hometown (Previous School)	No.	Name	Ht.	Wt.	Pos.	Cl.	Hometown (Previous School)
1	Tutu Atwell	5-9	153	WR	SO	Miami, Fla. (Northwestern)	41	Ramon Puryear	6-3	255	DE	FR	Louisville, Ky. (Eastern)
1	P.J. Mbanasor	6-1	203	DB	R-JR	Pflugerville, Texas (Oklahoma)	42	Patrick Otter	5-10	170	P	FR	Cleveland, Ohio (St. Ignatius)
2	Chandler Jones	5-10	179	DB	SO	Miami, Fla. (Central)	42	Allen Smith	6-2	220	OLB	FR	Loganville, Ga. (Grayson)
2	Devante Peete	6-6	213	WR	R-SR	Pompano Beach, Fla. (St. Thomas)	43	Logan Lupo	6-0	195	K	FR	Southwest Ranches, Fla. (St. Thomas)
3	Russ Yeast	5-11	196	DB	JR	Greenwood, Ind. (Center Grove)	43	Damien Smith	6-1	221	ILB	SR	Louisville, Ky. (Manual)
3	Micale Cunningham	6-1	192	QB	R-SO	Montgomery, Ala. (Park Crossing)	44	Francis Sherman	6-3	225	TE	FR	Bay Village, Ohio (Bay)
4	Jawon Pass	6-4	239	QB	R-JR	Columbus, Ga. (Carver)	44	Dorian Jones	6-0	235	ILB	FR	Plantation, Fla. (Plantation)
5	Robert Hicks	6-1	250	ILB	SO	Miami, Fla. (Central)	45	Blanton Cregue	5-11	190	K	R-SR	Shelbyville, Ky. (Collins)
5	Seth Dawkins	6-3	218	WR	SR	Columbus, Ohio (Franklin Heights)	46	Brendan Lowery	6-0	207	LS	SR	Barrington, Ill. (Barrington)
6	Cornelius Sturghill	5-11	191	DB	GR	Memphis, Tenn. (Melrose)	48	Jordan Thomas	5-11	170	WR	R-FR	Lexington, Ky. (LaSalle)
6	Evan Conley	6-2	207	QB	FR	Marietta, Ga. (Kell)	49	Boosie Whitlow	6-3	228	OLB	R-SR	Opelika, Ala. (Opelika)
7	Dez Fitzpatrick	6-2	204	WR	R-JR	Farmington Hills, Mich. (Waterford)	50	Jean-Luc Childs	6-3	334	OL	R-FR	Woodbridge, Va. (Old Dominion)
7	Monty Montgomery	5-11	214	ILB	SO	Norcross, Ga. (Hutchinson)	51	Keon Johnson	6-0	215	ILB	R-SO	Palm Beach Gardens, Fla. (Dwyer)
8	Keion Wakefield	5-10	184	WR	R-JR	Louisville, Ky. (Male)	53	Amonte Caban	6-1	256	DL	R-SR	Smiths, Ala. (Smiths Station)
9	C.J. Avery	5-11	221	ILB	JR	Grenada, Miss. (Grenada)	55	Caleb Chandler	6-4	297	OL	R-SO	Jefferson, Ga. (Jefferson)
10	Javian Hawkins	5-9	182	RB	R-FR	Titusville, Fla. (Cocoa)	55	Michah Bland	6-2	299	OL	R-FR	Louisville, Ky. (Male)
10	Rodjay Burns	6-0	197	OLB	R-JR	Louisville, Ky. (Trinity)	56	Renato Brown	6-4	330	OL	FR	West Palm Beach, Fla. (Palm Beach)
11	Josh Johnson	5-11	187	WR	R-SO	Atlanta, Ga. (Woodward Academy)	57	Dayna Kinnaird	6-3	254	DL	R-SO	Jeffersonville, Ind. (Jeffersonville)
11	Nick Okeke	6-3	246	OLB	R-SO	Smyrna, TN (Smyrna)	59	T.J. McCoy	6-1	305	OL	GR	Clermont, Fla. (Florida/South Lake)
12	Marlon Character	6-1	195	CB	JR	Atlanta, Ga. (NW Mississippi CC/Grady)	60	Tyler Haycraft	6-3	293	OL	R-SR	Louisville, Ky. (St. Xavier)
13	P.J. Blue	6-3	229	OLB	R-JR	Jemison, Ala. (Park Crossing)	62	Clayton Six	6-4	287	OL	R-FR	Louisville, Ky. (St. Xavier)
13	Christian Perez	6-3	185	QB	FR	East St. Louis, Ill. (East St. Louis)	63	Zach Williamson	6-6	271	OL	FR	Huntington, W. Va. (Spring Valley)
14	Thomas Jackson	5-11	200	WR	GR	Concord, N.C. (Charlotte Country Day)	65	Ronald Rudd	6-5	341	OL	R-SR	Rialto, Calif. (Chaffey College)
15	Jalen Mitchell	5-10	215	RB	FR	Southwest Brevard, Fla. (Rockledge)	66	Cole Bentley	6-3	313	OL	JR	Belfry, Ky. (Belfry)
15	Quen Head	6-2	205	LB	SR	Forsyth, Ga. (Hutchinson CC)	67	Thomas Nauert	6-1	292	LS	GR	Louisville, Ky. (DeSales)
17	Dorian Etheridge	6-3	231	ILB	JR	Charleston, W. Va. (Capital)	69	Brandon Wellington	6-1	280	OL	R-FR	Jeffersonville, Ind. (Jeffersonville)
17	Will Warren	6-2	235	QB	FR	Owensboro, Ky. (Owensboro, Ky.)	70	Emmanuel Sowders	6-4	272	OL	R-FR	Louisville, Ky. (Jefferstown)
18	Justin Marshall	6-3	212	WR	R-SO	Conyers, Ga. (Georgia Prep Sports)	71	Joshua Black	6-2	270	OL	FR	Stone Mountain, Ga. (Stephenson)
18	Ty Tyler	6-3	260	DL	GR	Punta Gorda, Fla. / Charlotte	73	Mekhi Becton	6-7	369	OL	JR	Highland Springs, Va. (Highland Springs)
19	Hassan Hall	6-0	198	RB	SO	Atlanta, Ga. (Maynard Jackson)	74	Adonis Boone	6-5	298	OL	SO	Daytona Beach, Fla. (Mainland)
20	Trennell Troutman	5-11	188	DB	SO	Miami, Fla. (St. Thomas Aquinas)	75	Robbie Bell	6-5	294	OL	R-JR	Hoschton, Ga. (Mill Creek)
21	Aidan Robbins	6-3	225	RB	FR	Louisville, Ky. (Manual)	76	Luke Massad	6-2	219	LS	R-SR	Paducah, Ky. (Paducah-Tilghman)
22	Yasir Abdullah	6-1	218	OLB	SO	Miami, Fla. (Carol City)	78	Jackson Gregory	6-2	271	OL	FR	Cleveland, Ohio (Westlake)
23	Telly Plummer	6-0	202	DB	SO	Riverdale, Ga. (Langston Hughes)	80	Hunter Crowe	6-1	231	TE	R-FR	Louisville, Ky. (Butler)
24	Mitch Hall	6-1	203	LS	JR	Clayton, N.C. (Clayton)	81	Emonee Spence	6-3	190	WR	R-SR	Pembroke Pines, Fla. (Flanagan)
26	Chris Taylor-Yamanoha	6-2	186	WR	R-JR	Rohnert Park, Calif. (Rancho Colate)	82	Micah Lowe	5-10	175	WR	FR	Lexington, Ky. (Fredrick Douglass)
27	Anthony Johnson	6-1	187	DB	R-SO	Coconut Creek, Fla. (Madonna)	83	Marshon Ford	6-2	226	TE	R-FR	Louisville, Ky. (Ballard)
27	Tobias Little	6-0	235	TE	R-JR	Atlanta, Ga. (Mays)	84	Dez Melton	6-3	220	TE	FR	Glendale, Ariz. (Deer Valley)
28	Mason King	6-3	216	P	R-SR	Louisville, Ky. (St. Xavier)	85	Jordan Davis	6-4	255	TE	R-SR	Clear Lake, Texas (Clear Lake)
29	Tabarius Peterson	6-3	252	DL	R-JR	Tucker, Ga. (Tucker)	86	Chris Nuckols	5-10	160	WR	FR	Louisville, Ky. (Shawnee)
30	Khane Pass	6-1	204	DB	R-SR	Columbus, Ga. (Carver)	87	Tyler Harrell	6-0	208	WR	R-FR	Miami, Fla. (Christopher Columbus)
31	Zach Edwards	6-3	230	DL	FR	Starkville, Miss. (Starkville)	88	Jeffrey Banks	6-2	225	TE	JR	Olive Branch, Miss. (Pearl River)
32	James Turner	6-0	200	K	FR	Saline, Mich. (Saline)	89	Ean Pfeifer	6-4	245	TE	GR	Bentonville, Ark. (Vanderbilt)
32	Justin Ford	6-2	185	DB	JR	Concord, N.C. (Golden West CC)	90	Jared Goldwire	6-6	286	DL	JR	Tacoma, Wash. (Fort Scott CC)
33	Isaiah Hayes	6-1	190	DB	JR	Los Angeles, Calif. (Calabasas)	91	Derek Dorsey	6-3	265	DL	R-JR	Louisville, Ky. (Manual)
34	Robert Robinson	5-10	185	DB	FR	Columbus, Ohio (DeSales)	92	Malik Clark	6-2	273	DL	R-SO	Milledgeville, Ga. (Baldwin)
35	T.J. Holl	6-1	230	ILB	SR	Cranberry Township, Pa. (Colgate)	93	Gary McCrae	6-4	238	DL	SR	Cuthbert, Ga. (Randolph Clay)
36	Arthur Veal	6-0	202	DB	FR	South Holland, Ill. (Brother Rice)	94	G.G. Robinson	6-4	295	DL	R-SR	Lilburn, Ga. (Parkview)
36	Maurice Burkley	5-9	206	RB	R-SO	Naperville, Ill. (Meteva Valley)	95	Thurman Geathers	6-3	230	OLB	R-FR	Acworth, Ga. / North Cobb
37	Ryan Chalifoux	6-1	185	K	R-SO	Champaign, Ill. (Champaign Central)	97	Caleb Tillman	6-3	286	DL	R-JR	Dothan, Ala. (Northview)
38	Drew Brenowitz	5-10	215	LS	FR	Olney, Md. (Good Counsel)							
38	Jack Fagot	6-0	190	DB	R-SO	Lexington, Ky. (Lexington Catholic)							
39	Taveon Graves	5-5	178	RB	R-SO	Rineyville, Ky. (North Hardin)							
39	Justin Brummett	6-0	190	OLB	FR	Corbin, Ky. (Corbin)							
41	Isaac Martin	6-1	250	TE	R-SO	Louisville, Ky. (Trinity)							

This Week's Opponent: Kentucky Wildcats



Kentucky Stat Leaders

Rushing	G	Att	Yds	Avg	TD	Yds/G
Bowden	11	129	951	7.4	7	86.5
Passing	G	C-A	Pct.	Yds	TD/INT	
Smith	8	57-125	45.6	690	4/5	
Receiving	G	No	Yds	Avg.	TD	Yds/G
Bowden	11	30	348	11.6	1	31.6
Tackles	G	S	A	T	TFL	Other
Corker	11	39	23	62	0.5	1 INT

2019 Schedule

Aug. 31	Toledo	W, 38-24
Sept. 7	Eastern Michigan	W, 38-17
Sept. 14	*Florida	L, 21-29
Sept. 21	*at Mississippi State	L, 13-28
Sept. 28	*at South Carolina	L, 7-24
Oct. 12	*Arkansas	W, 24-20
Oct. 19	*at Georgia	L, 0-21
Oct. 26	*Missouri	W, 29-7
Nov. 9	*Tennessee	L, 13-17
Nov. 16	*at Vanderbilt	W, 38-14
Nov. 23	UT-Martin	W, 50-7
Nov. 30	Louisville	Noon

Kentucky (15-16)

Home: 5-8 • Away: 10-8

Oct. 26, 1912 (A)	0	41
Nov. 22, 1913 (H)	0	20
Nov. 14, 1914 (A)	0	42
Nov. 6, 1915 (H)	0	15
Oct. 14, 1922 (A)	0	73
Oct. 4, 1924 (A)	0	29
Sept. 3, 1994 (A)	14	20
Sept. 2, 1995 (A)	13	10
Aug. 31, 1996 (A)	38	14
Aug. 30, 1997 (A)	24	38
Sept. 5, 1998 (H)	34	68
Sept. 4, 1999 (A)	56	28
Sept. 2, 2000 (H) (ot)	40	34
Sept. 1, 2001 (A)	36	10
Sept. 1, 2002 (H)	17	22
Aug. 31, 2003 (A)	40	24
Sept. 4, 2004 (H)	28	0
Sept. 5, 2005 (A)	31	24
Sept. 3, 2006 (H)	59	28
Sept. 15, 2007 (A)	34	40
Aug. 31, 2008 (H)	2	27
Sept. 19, 2009 (A)	27	31
Sept. 4, 2010 (H)	16	23
Sept. 17, 2011 (A)	24	17
Sept. 2, 2012 (H)	32	14
Sept. 14, 2013 (A)	27	13
Nov. 29, 2014 (H)	44	40
Nov. 28, 2015 (A)	38	24
Nov. 26, 2016 (H)	38	41
Nov. 25, 2017 (A)	44	17
Nov. 24, 2018 (H)	10	56

LAST TIME VERSUS KENTUCKY

Terry Wilson accounted for 340 yards and four touchdowns, Benny Snell Jr. rushed for two scores and No. 17 Kentucky blew out archrival Louisville 56-10 to win the Governor's Cup.

The Wildcats scored TDs on all five first-half drives and never trailed in posting their first nine-win regular season since 1977, scoring TDs on all five first-half drives. Wilson's 3-yard scoring run provided a 14-0 lead before he tossed TD passes of 28 and 13 yards to Lynn Bowden for a 35-10 cushion late in the second quarter. The sophomore transfer threw a 32-yard TD to Josh Ali in the third to make it 42-10.

Wilson completed 17 of 23 passes for 261 yards and rushed for 79 in his biggest game with Kentucky. Snell rushed for TDs of 7 and 24 yards, A.J. Rose ran for a 75-yard score and Kavosiey Smoke had a 37-yard TD run as Kentucky posted its most lopsided series win over the Cardinals (2-10) since '98 (68-34).

Malik Cunningham's 75-yard TD run brought Louisville within 14-7, but the Cardinals lost their ninth in a row and allowed 50 points for the seventh time this season. Blanton Creque that was blocked by nose tackle Josh Black.

SCOUTING KENTUCKY

▶ Lynn Bowden Jr. rushed for 129 yards and two touchdowns to lead Kentucky to a 50-7 win over UT Martin last weekend. Bowden eclipsed the 100-yard plateau for the fifth time this season as the Wildcats shattered a single-game school record with 462 yards rushing. Kentucky has rushed for 863 yards in the past two games.

▶ Kentucky finished with 479 total yards, became bowl eligible for the fourth straight season.

▶ Bowden made his sixth consecutive start at quarterback, improving to 4-2 as the leader. He's rushed for 951 yards and seven scores, while Asim rose is next at 724 yards and five touchdowns.

▶ The Wildcats own the nation's 12th-best rushing offense, averaging 252.4 yards per game. On the flip side, UK ranks 126th in the country in passing offense at just 127.4 yards per game.

▶ On the ground, the Wildcats are averaging 5.8 yards per carry and have scored 27 rushing touchdowns.

▶ Kentucky's defense has been stingy all season, allowing just 324.8 yards per game, including just 178.5 yards through the air, which ranks 10th nationally.

▶ Defensive tackle Calvin Taylor ranks 34th in the country with 7.5 sacks and Jamar Watson has been credited with 4.5.

▶ The Wildcats are allowing just 18.5 points per game and haven't given up more than 29 points in any game this season.

GOVERNOR'S CUP

▶ The Governor's Cup was created in 1994 as the trophy for the winner of the Kentucky-Louisville game. ▶ Donated by The Kroger Company at a cost of \$23,000, the Governor's Cup stands 33 inches tall and weighs 110 pounds.

▶ The trophy's base and upright columns are hand-milled black marble. The glass components are optic-grade crystal. All metal parts are 23-karat, gold-plated brass. The cup itself is made of pewter with a 23-karat gold-plated finish.

▶ The cup was designed by Kendall Costner and sculpted by James Corcoran of Bruce Fox, Inc.

▶ The Kroger Company also is involved in supporting academic pursuits at the schools. Kroger is donating \$10,000 to each school for each year the game is played. Including this year, Kroger's donations now total \$500,000 -- \$250,000 to each school.

LOUISVILLE-UK CONNECTIONS

▶ The Cardinals have two players who are from the Lexington area in safety Jack Fagot and wide receiver Jordan Thomas.

▶ The Wildcats have 11 players from the Louisville area in: Manny Harper, Alex Bascom, Richard Bascom Ben Logsdon, Jordan Morrow, Keegan Sullivan, Jack Varga, Wesley Johnson, J.J. Weaver, Tae Tae Crumes, Jared Casey.

2019 TEAM STATS COMPARISON

	UL	UK
Points/Game	34.5	26.6
Points Allowed/Game	32.8	28.2
1st Downs/Game	20.3	18.7
1st Downs Allowed/Game	22.3	22.6
Rush Yards/Game	214.5	140.7
Rush Yards Allowed/Game	183.2	189.8
Pass Yards/Game	238.8	237.7
Pass Yards Allowed/Game	256.3	249.1
Total Offense/Game	453.4	378.4
Total Offense Allowed/Game	439.5	438.9
INT Thrown/INT Made	8/7	5/9
Turnover Margin	0.0	0.70
Sacks By/Game	2.1	2.9
Sacks Allowed/Game	2.6	4.6
3rd Down Offense	43%	37%
3rd Down Defense	38%	40%
Red Zone Offense	82%	75%
Red Zone Defense	83%	82%
Kickoff Return	29.8	17.3
Punt Return	12.5	9.1
Penalties/Yards Per Game	7.3/60.9	8.8/72.1

2019 NATIONAL RANKING COMPARISON

	UL	UK
Points/Game	26	95
Points Allowed/Game	104	18
1st Downs/Game	82	93
1st Downs Allowed/Game	95	18
Rush Yards/Game	25	12
Rush Yards Allowed/Game	86	56
Pass Yards/Game	62	126
Pass Yards Allowed/Game	105	10
Total Offense/Game	28	89
Total Offense Allowed/Game	102	26
INT Thrown/INT Made	51/88	37/88
Turnover Margin	63	806
Sacks By/Game	70	17
Sacks Allowed/Game	107	27
3rd Down Offense	37	84
3rd Down Defense	55	70
Red Zone Offense	72	103
Red Zone Defense	55	22
Kickoff Return	2	25
Punt Return	19	66

2019 ACC STANDINGS

Atlantic	Conf	Pct.	Overall
Clemson	8-0	1.000	11-0
Louisville	5-3	.625	7-4
Wake Forest	4-3	.571	8-3
Florida State	4-4	.500	6-5
Boston College	3-4	.429	5-6
NC State	1-6	.167	4-7
Syracuse	1-6	.167	4-7

Coastal	Conf	Pct.	Overall
Virginia	5-2	.714	8-3
Virginia Tech	5-2	.714	8-3
Pittsburgh	4-3	.571	7-4
Miami	4-3	.571	6-5
North Carolina	3-4	.429	5-6
Duke	2-5	.286	4-7
Georgia Tech	2-6	.250	3-8

Nov. 30

Louisville at Kentucky
Clemson at South Carolina
Georgia at Georgia Tech
Wake Forest at Syracuse
Boston College at Pitt
Miami at Duke
North Carolina at NC State
Florida State at Florida

KEY STORYLINES

- ▶ After finishing 2-10 a year ago, the Cardinals will look to finish the regular season at 8-4 for the first time since the 2017 campaign. The Cardinals finished ACC play with a 5-3 record to secure their fifth winning conference record in the last six seasons. Louisville is going for its seventh winning season in the last eight years.
- ▶ The Cardinals became only the second team in the history of the ACC to go 0-8 in conference play to finish 5-3 the following season. Georgia Tech was the only other ACC school in league to accomplish such a feat, going 0-8 in 1994 to finish 5-3 in 1995.
- ▶ Running back **Javian Hawkins** rushed for 233 yards, his sixth 100-yard game of the season and his first 200-yard rushing game. It's the first 200-yard rushing game by a Cardinal since Lamar Jackson had 226 against Texas A&M on Dec. 30, 2015. The 233 yards were the most rushing yards by a Cardinal since Anthony Allen rushed for 275 against Middle Tennessee on Sept. 6, 2007. Hawkins has 1,278 yards for the season, setting a new UoL freshman record and stands ninth on the school's single-season rushing list. He needs 324 yards in his final two games to break Lamar Jackson's single-season rushing record of 1,601 yards.
- ▶ Quarterback **Micale Cunningham**, who threw for one touchdown and 400 yards last season, has passed for 1,708 yards and 19 touchdowns, while posting a passing efficiency rating of 198.74, which ranks fourth in the country. In the win over Syracuse, Cunningham accounted for six touchdowns, including a career high five through the air, which is tied for the third most in school history.
- ▶ Wide receiver **Tutu Atwell** continues to put together a tremendous sophomore season. The native of Miami, Fla., leads the team with 57 receptions for 1,072 yards and 11 touchdowns. He caught five passes for 152 yards and two scores in the win over Syracuse, which included a 90-yard scoring reception — the fourth longest in school history. Atwell, with 1,072 yards receiving, became the first wide receiver to surpass the 1,000-yard mark since Harry Douglas totaled 1,159 yards in 2007. Atwell's 11 are the third-most in school history.
- ▶ With Hawkins and Atwell surpassing the 1,000-yard mark for rushing and receiving, respectively, it marked only the third time in school that the Cardinals have had a 1,000-yard rusher and a 1,000-yard receiver in the same year. It's first time since 1999 when Frank Moreau ran for 1,289 and Arnold Jackson totaled 1,209 receiving yards.
- ▶ Cunningham has made the most of his passing opportunities. The sophomore has thrown nine touchdown passes on only 24 completions in the last two wins. Cunningham completed only 11 passes versus Syracuse, but five went for touchdowns. He also went 13-for-20 against NC State with four touchdown passes. Two of his nine touchdown passes have gone for over 70 yards, including a 90-yarder against Syracuse.
- ▶ The Cardinals have become one of the more explosive teams in the nation. The Cardinals are tied for the national lead with Memphis with 27 scrimmage plays of 40+ yards and are second with six plays of 70+ yards this season. The Cardinals are tied for second with two passing plays of 80+ yards and are one of only 11 schools with a pass reception of 90 or more yards.

- ▶ For the first time in his career, linebacker **Dorian Etheridge** posted double-digit tackle totals in consecutive games over Syracuse and NC State. He tied for the team lead with 12 stops against the Orange last weekend, while adding 11 tackles and his first interception on Nov. 16 at NC State.

GREAT OPENING QUARTER

- ▶ The Cardinals got off to a fast start in Saturday's home finale versus Syracuse, racing out to a 21-3 first quarter lead — the largest lead since a 21-3 margin versus Kent State in 2017.
- ▶ The 21 first-quarter points were the most since tallying 21 in a win over Wake Forest on Oct. 12.
- ▶ The Cardinals totaled 166 yards in the first quarter — 91 on the ground and 75 through the air,

LOUISVILLE'S 2019 OPENING DRIVES

OPPONENT	START	PLAYS	YARDS	RESULT
Notre Dame	L12	12	88	TD
Eastern Kentucky	L21	2	79	TD
Western Kentucky	L18	3	-3	Punt
Florida State	L29	3	3	Punt
Boston College	L20	6	80	TD
Wake Forest	L20	4	34	Punt
Clemson	L25	7	34	Interception
Virginia	L20	12	40	Downs
Miami	L25	5	27	Punt
NC State	L20	7	27	Punt
Syracuse	L23	10	77	TD
Kentucky				

LOUISVILLE QUICK FACTS

HEAD COACH

Scott Satterfield (Appalachian St., 1996)

First Season

58-28 Record (7th Season as a Head Coach)

ASSISTANT COACHES

Dwayne Ledford Offensive Coordinator/OL

Bryan Brown Defensive Coordinator/Cornerbacks

Cort Dennison Co-Defensive Coordinator/OLB

Gunter Brewer Wide Receivers

ShaDon Brown Safeties

Stu Holt Tight Ends/Special Teams

Mark Ivey Defensive Line

Dale Jones Inside Linebackers

Frank Ponce Quarterbacks

Norval McKenzie Running Backs

Pete Notcha Recruiting Coordinator

Tyler Mcentire Recruiting Coordinator

Mike Sirignano Head Strength and Conditioning

Josh Thompson Director of Football Operations

Chuck Hall Director of Equipment Operations

Ed Connell Football Equipment Manager

Matt Summers Head Athletic Trainer

Luke Mullett Director of Technology

GENERAL INFORMATION

Location: Louisville, Ky.

Founded: 1798

Enrollment: 23,000

Football Stadium: Cardinal Stadium

Capacity: 60,800

Surface: FieldTurf

Nickname: Cardinals

Colors: Red and Black

Conference: Atlantic Coast Conference

President: Dr. Neeli Bendapudi

Athletic Director: Vince Tyra

Faculty Representative: Elaine Wise

Website: GoCards.com

Twitter: @UofLFootball

Instagram: @UofLFootball

Facebook: Facebook.com/UofLFootball

2019 Record: 7-4

ACC Record: 5-3

SPORTS INFORMATION

Football Contact: Rocco Gasparro

Phone: 502-852-0102

Email: Rocco@GoCards.com

Cell: 502-262-2258

Fax: 502-852-7401

SATTERFIELD ON OPENING DRIVES

► One common theme of a Scott Satterfield-led offense has been a fast start, and that has held true for Satterfield's tenure in the Derby City. Louisville has scored touchdowns in four games this season, and drove into the opposition's territory on two other occasions.

► After Notre Dame opened the season with a touchdown drive, the Cardinals responded with a 12-play, 88-yard drive that resulted in a touchdown run by quarterback **Jawon Pass**.

► Louisville got on the board first and quickly versus Eastern Kentucky when the Cardinals scored on their second play from scrimmage — a 50-yard pass to **Tutu Atwell** from Pass.

► The Cardinals went 80 yards in six plays on their opening drive in the 41-39 win over Boston College on Oct. 5. After forcing a turnover on the opening drive, the Cardinals scored first on a three-yard run by **Micale Cunningham**.

► The Cardinals scored on the opening drive for the first time in four games against Syracuse when Micale Cunningham connected with **Marshon Ford** to conclude a 10-play, 77-yard drive.

CREQUE TO MISS REMAINDER OF THE SEASON

► Placekicker **Blanton Creque** will miss the remainder of the season after suffering a torn ACL (anterior cruciate ligament) in the Cardinals' 28-21 win over Virginia on Oct. 26. The native of Shelbyville, Ky., suffered an injury to his left knee after attempting to make a tackle late in the game versus the Cavaliers, and will have surgery in the next couple of weeks.

► He finished the 2019 season with a team-high 57 points after hitting on 8-of-11 field goal attempts and was a perfect 33-for-33 on extra-point attempts.

► A four-year starter, Creque finishes his career as the most accurate kicker in school history, connecting on 51-of-62 attempts (82.3). His 51 field goals made are the third-most in school history.

► The 2017 campaign was one of Creque's finest after booting 17-of-20 field goals, and was just as accurate in 2016 by hitting 16-of-19 attempts.

► The former Collins High product ends his career with 310 points, which ranks third in school history.

► Creque owns two game-winning field goals in his career, including a 41-yarder with 1:02 remaining to defeat Boston College 41-39 on Oct. 5.

CARDS EXTEND SCORING STREAK

► The Cardinals extended their scoring streak to 248 games with 56 points versus Syracuse on Nov. 16.

► Louisville has not been shut out in 248 games, which marks the 12th-longest scoring streak in the country.

► The last time the Cardinals were shut out was a 32-0 defeat at Florida State in 2000.

► The Cardinals own the second-longest streak in the ACC behind Virginia Tech. Georgia Tech was blanked 45-0 by Virginia Tech to end its streak.

COMPLETE TURNAROUND

► It's certainly no secret that the Cardinals went 0-8 in the conference last season, and it's now well known that they finished 5-3 — for only the second time in the history of the conference. The Cardinals defeated five teams that they lost to a year ago, winning those games by a combined average of 36.8 points per game.

► Louisville suffered eight double-digit losses a year ago, seven coming in ACC play. This season, the Cardinals have only four — two of which have come in ACC play — Clemson and Miami.

► Louisville had a +20 point differential versus Boston College; +24 versus Wake Forest; +31 versus Virginia; +56 versus NC State; and +53 versus Syracuse.

CARDINALS OWN SECOND-BEST MARK

► The Cardinals, who were coming off a 2-10 season, have established one of the nation's top turnarounds this season by recording a 7-4 overall mark — a five-game turnaround from a year

SCORING STREAKS

1.	Florida	396
2.	Texas Christian	344
3.	Virginia Tech	320
4.	Georgia	316
5.	Nebraska	306
6.	Boise State	289
7.	USC	286
8.	Texas Tech	280
9.	Oklahoma	279
10.	East Carolina	277
11.	Alabama	253
12.	Louisville	248
14.	Houston	247

TOP TURNAROUNDS

Team	2018	2019
Central Michigan	1-11	(7-4) (+6)
Louisville	2-10	7-4 (+5)
Georgia State	2-10	7-4 (+5)
Navy	3-10	8-2 (+5)
SMU	5-7	9-2 (+4)
Air Force	5-7	9-2 (+4)
Western Kentucky	3-9	(7-4) +4
Oregon State	2-10	5-6 (+3)
San Jose State	1-11	4-7 (+3)

2019 TEAM CAPTAINS

Louisville's team captains were named prior to the season opener versus Notre Dame on Sept. 2. Here are the four captains that have represented the Cardinals at the coin toss this season.

NO.	NAME	CLASS	POS.
60	Tyler Haycraft	R-Sr.	OT
17	Dorian Etheridge Jr.	Jr.	LB
9	C.J. Avery Jr.	Jr.	LB
45	Blanton Creque	R-Sr.	K

LOUISVILLE'S INDIVIDUAL NATIONAL RANKINGS

ALL-PURPOSE

23.	Javian Hawkins	126.27
-----	----------------	--------

COMBINED KICK RETURNS

12.	Hassan Hall	684
-----	-------------	-----

FORCED FUMBLES

10.	Anthony Johnson	0.27
	Monty Montgomery	0.27

RECOVERED FUMBLES

19.	Yasir Abdullah	2
-----	----------------	---

KICKOFF RETURNS

3.	Hassan Hall	34.2
----	-------------	------

PASSING TOUCHDOWNS

24.	Micale Cunningham	19
-----	-------------------	----

POINTS RESPONSIBLE FOR

25.	Micale Cunningham	15.0
-----	-------------------	------

RECEIVING TOUCHDOWNS

8.	Tutu Atwell	11
----	-------------	----

RECEIVING YARDS

10.	Tutu Atwell	1,072
-----	-------------	-------

RUSH YARDS PER CARRY

35.	Javian Hawkins	5.84
-----	----------------	------

RUSHING YARDS

11.	Javian Hawkins	1,278
-----	----------------	-------

RUSHING YARDS/GAME

11.	Javian Hawkins	116.2
-----	----------------	-------

YARDS PER RECEPTION

23.	Tutu Atwell	18.81
26.	Dez Fitzpatrick	18.73

MILESTONES TO REACH

- Running back **Javian Hawkins** has rushed for 1,278 yards, which ranks ninth in school history on the season rushing list. He needs just 12 yards to move into eighth and 17 yards to move up to sixth place. Hawkins is 117 yards short of fifth place and just 127 yards of moving into as high as fourth.
- Hawkins needs one 100-yard rushing game to tie for third for the most 100-yard games in a season.
- QB **Micale Cunningham** has rushed for 374 yards, which is the sixth-most yards rushing by a quarterback in a single season. He needs 32 yards to move into fifth and is 124 yards short of surpassing his 2018 total of 497 yards, which ranks fourth.
- Cunningham needs four more touchdown passes to tie for 10th on the school's single-season passing list.
- WR **Tutu Atwell** ranks eighth for receiving yards with 1,072 yards this season. He needs 40 yards to move into seventh place; 88 for sixth; 93 for fifth; and 116 to move all the way up to fourth. Harry Douglas holds the single-season record with 1,265 yards — Atwell is 193 yards short.
- Atwell is tied for fourth with six 100-yard receiving games this season and needs one more to tie the school record for 100-yard games in a year (Deion Branch, Arnold Jackson and Mark Clayton).
- Atwell needs one touchdown reception to tie the school's season record for receiving touchdowns in a season with 12. DeVante Parker (2013) and Ibn Green (1998) currently hold the school record.
- Atwell needs one touchdown to give him a touchdown reception in five-straight games, which would tie him for second all-time with Deion Branch (2000-01) and Ronnie Ghent (2001-02).
- KR **Hassan Hall** has 684 kickoff return yards, which ranks 11th all-time for yards in a season. He needs just 10 yards to crack the top 10 and is just 53 from ninth and 68 from eighth. Hall is 117 yards away from moving up to seventh place and 135 yards away from surpassing his 2018 total that currently is the sixth-best total in school history.
- Hall has 1,502 career kickoff return yards and is 192 yards away from moving up to fifth on the career kickoff return list.
- WR **Dez Fitzpatrick**, who has 18 touchdowns, needs one more receiving touchdown to move into a tie for fifth place on the career list for receiving touchdowns with 19.

ago. The Cardinals, with two games remaining, could post the top turnaround in school history if they could end the season at 9-4. The 1998 squad posted the top mark turning around a 1-10 team to finish 7-5 in 1998.

- ▶ The five-game improvement is tied for the second-best mark in the country — one game behind Central Michigan, which finished at 1-11 last season and is 7-4 this year. Georgia State and Navy are also five games better than a year ago.
- ▶ Louisville's +5 turnaround is tops among Power Five schools with two games remaining.

CHALIFOUX TO FORD A FIRST IN SCHOOL HISTORY

▶ Scott Satterfield, who has brought an aggressive style of football to the Derby City, proved that he's willing to pull out all the stops versus NC State. With the Cardinals setting up for a field goal in the fourth quarter, Satterfield iced the game when he called a fake field goal.

▶ Reserve kicker **Ryan Chalifoux**, who was replacing Blanton Creque, threw a touchdown pass to tight end **Marshon Ford** in the third quarter. It was the first touchdown pass by a non-quarterback since Reggie Bonnafon threw one as a running back against Virginia on Nov. 14, 2015.

- ▶ Chalifoux is the first Louisville kicker or punter to throw a touchdown since records were available in 1951.

RECAPPING THE SYRACUSE GAME

- ▶ UofL improved to 58-42-1 all-time on Senior Day.
- ▶ With the win, Louisville becomes the second team in ACC history to go from 0-8 in league play to 5-3. The only other team was Georgia Tech, which went 0-8 in 1994 to 5-3 in 1995.
- ▶ Louisville scored at least 34 points for the sixth time this season.
- ▶ Head coach Scott Satterfield is 47-3 when scoring 30 or more points
- ▶ It was the third time this season they've scored 40 or more points.
- ▶ It's the second time this season they've scored 50 or more points.
- ▶ Louisville extended its consecutive scoring streak to 248 games.
- ▶ With **Tutu Atwell** eclipsing the 1,000-yard receiving mark tonight, and Javian Hawkins eclipsing the 1,000-yard rushing mark last week; it is the third season in Louisville history with both a 1,000-yard rusher and 1,000-yard receiver.
- ▶ Louisville drove 77 yards on 10 plays during its opening drive capped off by a 7-yard pass from Cunningham to Ford — the fourth time this season the Cardinals have scored on their opening drive and the first since Boston College on Oct. 5.
- ▶ The Cards scored 21 points in the first quarter — the fifth time this season scoring 14 or more points in the

1,000-YARD RECEIVERS

1.	3,670 - Arnold Jackson, 1997-2000
2.	2,924 - Harry Douglas, 2004-07
3.	2,830 - Ibn Green, 1996-99
4.	2,775 - DeVante Parker, 2011-14
5.	2,619 - J.R. Russell, 2001-04
6.	2,505 - Jaylen Smith, 2015-18
7.	2,305 - Miguel Montano, 1994-97
8.	2,271 - Mario Urrutia, 2005-07
9.	2,204 - Deion Branch, 2000-01
10.	2,195 - Joshua Tinch, 2002-05
11.	2,032 - James Quick, 2013-16
12.	2,020 - Eli Rogers, 2011-14
13.	2,004 - Mark Clayton, 1979-82
14.	1,804 - Zek Parker, 1998-2001
15.	1,775 - Lavell Boyd, 1997-99
16.	1,741 - Jamie Asher, 1991-94
17.	1,683 - Dez Fitzpatrick, 2017-19
18.	1,667 - Ralph Dawkins, 1990-93
19.	1,655 - Doug Beaumont, 2007-10
20.	1,646 - Jim Zamberlan, 1965-67
21.	1,562 - Anthony Cummings, 1987-90
22.	1,521 - Damian Copeland, 2010-13
23.	1,491 - Gary Barnidge, 2004-07
24.	1,481 - Seth Dawkins, 2016-19
25.	1,349 - Ronnie Ghent, 2000-03
26.	1,326 - Tutu Atwell, 2018-19
27.	1,286 - Scott Long, 2007-09
28.	1,266 - Ernest Givins, 1984-85
29.	1,253 - Josh Chichester, 2008-11
30.	1,253 - Jamari Staples, 2015-16
31.	1,243 - Gary Barnes, 1970-72
32.	1,238 - Charles Sheffield, 1996-99
33.	1,204 - Kenny Robinson, 1977-80
34.	1,173 - Damien Dorsey, 2000-02
35.	1,167 - Mike Dennis, 1964-66
36.	1,138 - Montrell Jones, 2004-05
37.	1,124 - Tony Burdock, 1970-72
38.	1,120 - Andrell Smith, 2010-12
39.	1,118 - Lonny Gilbert, 1966-68
40.	1,069 - Cookie Brinkman, 1968-70
41.	1,067 - Don Hockensmith, 1959-62
42.	1,059 - David Hatfield, 1981-84
43.	1,057 - Danny Thomas, 1983-86
44.	1,050 - Kevin Miller, 1974-77
45.	1,045 - Al MacFarlane, 1963-65
46.	1,016 - Cole Hikutini, 2015-16
47.	1,005 - Fred Jones, 1988-91
48.	995 - Kevin Cook, 1991-93
49.	987 - Larry Hart, 1968-70
50.	920 - Eric Broomfield, 1987-90

first quarter and the second time this year the Cardinals have scored 21 points in the first quarter.

- ▶ Louisville led 21-3 after the first quarter. It was their largest lead at the end of the first quarter since leading Kent State 21-0 on Sept. 23, 2017.
- ▶ Cunningham's 90-yard touchdown pass to Atwell was UofL's 11th touchdown of 50 or more yards this season. It's the fifth touchdown of 70 or more yards.
- ▶ The 90-yard TD pass was the fourth longest in Louisville history. It's the longest since a 92-yard pass from Adam Froman to Scott Long vs. Southern Mississippi, Oct. 10, 2009
- ▶ Louisville finished with 608 yards of total offense. It's the second time this season they have gone for 600 or more yards (Boston College).
- ▶ The 370 yards rushing are the most since UofL had 411, also against Syracuse on Nov. 18, 2017.
- ▶ It was the fourth most rushing yards by Louisville since 1979.
- ▶ It is the third time in program history UofL had a 150-yard rusher and 150-yard receiver in the same game. The Cardinals have done it twice this season (Boston College) and the only other time was against Army in 1999.
- ▶ Louisville had 10 plays of 20 yards or more, the second most this season behind 12 against Wake Forest.
- ▶ UofL averaged 10.0 yards per play for the game. They entered the game averaging 6.5 yards which was 18th nationally.
- ▶ **Javian Hawkins** rushed for 233 (7th-best) yards, his sixth 100-yard game of the season and his first 200-yard rushing game. It was first 200-yard rushing game by a Cardinal since Lamar Jackson had 226 against Texas A&M on Dec. 30, 2015. The 233 yards were the most rushing yards by a Cardinal since Anthony Allen rushed for 275 against Middle Tennessee on Sept. 6, 2007. His six 100-yard games are the most by a freshman in program history.
- ▶ **Micale Cunningham** threw a touchdown to Marshon Ford in the first quarter. He has now thrown a TD in four straight games. Cunningham threw for a career-high five touchdowns — the most TD passes by a Cardinal since Lamar Jackson threw for five against Marshall on Sept. 24 2016.
- ▶ Cunningham rushed for his 11th career touchdown in the first quarter, moving him into a tie for second place on UofL's all-time list for rushing touchdowns by a quarterback.
- ▶ **Tutu Atwell** caught a 90-yard TD pass from Cunningham in the second quarter. With the catch he eclipsed 1,000 receiving yards for the season. He became Louisville's first 1,000-yard receiver since Harry Douglas had 1,159 yards receiving in 2007. Atwell's 1,072 yards are eighth all-time in a single season.
- ▶ **Hassan Hall** had 142 yards on four kick returns, his second most yards this season.
- ▶ **Malik Clark** recorded his first career sack in the second quarter.
- ▶ **Marlon Character** recorded a career-high 10 tackles, nine of which were solo.

UOFL OFFENSE SHOWING VERSATILITY

- ▶ The 2019 offense has shown the versatility to both strike quickly and drive the field under the direction of Scott Satterfield.
- ▶ This season the Cardinals have four drives of over 90 yards, scoring on a 96-yard drive versus Boston College and had a pair of 94 yard drive versus Syracuse on Nov. 23.
- ▶ Through 11 games, Louisville has 19 drives that covered 75 yards or more, including three against Miami on Nov. 9.
- ▶ The Cardinals have 10 touchdown plays of 50-59 yards this season, five of over 60-69 yards, and five of 70 yards or more, including a 90-yard pass from **Micale Cunningham** to **Tutu Atwell** versus Syracuse.
- ▶ Louisville put its big-play ability on display in the win over Boston College, totaling a season-best 664 yards of total offense. The Cardinals recorded a season-best 12 plays of more than 20 yards in the 41-39 win. Last week in the win over Syracuse, Louisville recorded 12 plays of 20 or more yards and 608 yards of total offense.
- ▶ The Cardinals had two plays of 50+ yards versus Boston College — two by Seth Dawkins. He caught a 59-yard touchdown pass and later added a 77-yard reception. In the win over Wake Forest, the Cardinals had plays of 55 and 50 yards.
- ▶ Louisville had a season best 664 yards of total offense in the two-point win over Boston College — the most in a game since gaining 727 yards versus Syracuse in 2017. In that game, the Cardinals rushed for 236 yards and passed for a season best 428 yards.
- ▶ The Cardinals have passed for more than 200 yards and rushed for more than 200 yards in five games.

CARDINALS IN OVERTIME

Date	Opponent	Score
10/7/99	Army	L, 52-59
9/2/00	Kentucky	W, 40-34
9/26/02	Fla. St.	W, 26-20
11/14/02	at S. Miss	W, 20-17
10/4/03	at USF	L, 28-31 (2ot)
10/15/05	at W. Va.	L, 44-46 (3ot)
11/13/10	USF	L, 21-24
10/26/12	Cincinnati	W, 34-31
11/24/12	UConn	L, 20-23 (3ot)
12/5/13	at Cincinnati	W, 31-24

1,00-YARD RUSHERS

- 4,132 - Lamar Jackson, 2015-17
- 3,204 - Walter Peacock, 1972-75
- 2,958 - Nathan Poole, 1975-78
- 2,786 - Lenny Lyles, 1954-57
- 2,723 - Howard Stevens, 1971-72
- 2,599 - Frank Moreau, 1995-99
- 2,508 - Michael Bush, 2003-06
- 2,365 - Brandon Radcliff, 2013-16
- 2,363 - Deon Booker, 1985-88
- 2,345 - Victor Anderson, 2008-11
- 2,338 - Bilal Powell, 2007-10
- 2,299 - Tom Lucia, 1947-50
- 2,159 - Ralph Dawkins, 1990-93
- 2,114 - Anthony Shelman, 1991-94
- 2,082 - Calvin Prince, 1976-77
- 1,863 - Kolby Smith, 2003-06
- 1,820 - Jim Williams, 1950-52
- 1,795 - Dominique Brown, 2010-14
- 1,764 - Don Craft, 1978-81
- 1,728 - Eric Shelton, 2003-04
- 1,638 - George Cain, 1954-57
- 1,636 - Bill Gatti, 1968-70
- 1,586 - Ernie Green, 1958-61
- 1,575 - Lee Calland, 1959-62
- 1,572 - Ken Porco, 1956-59
- 1,549 - Greg Hickman, 1978-82
- 1,486 - Lionel Gates, 2001-04
- 1,485 - Jeremy Wright, 2010-12
- 1,477 - Ron Davenport, 1981-84
- 1,409 - Senorise Perry, 2011-13
- 1,338 - George Stripling, 2005-07
- 1,329 - Tony Stallings, 1999-2001
- 1,286 - Javian Hawkins, 2018-**
- 1,257 - Brock Bolen, 2006-08
- 1,175 - Calvin Arrington, 1992-95
- 1,160 - Wayne Patrick, 1965-67
- 1,156 - T.J. Patterson, 2000-03
- 1,134 - Leroy Collins, 1998-98
- 1,102 - Anthony Allen, 2006-07
- 1,092 - Willie Shelby, 1982-85
- 1,064 - Lee Bougness, 1969-69
- 985 - John Adams, 1983-86
- 969 - Larry Griffin, 1970-72
- 949 - Henry Miller, 1999-2002
- 905 - Joe Trabue, 1948-49
- 889 - Jeremy Smith, 2015-18
- 861 - Ron Moon, 1976-78
- 853- Micale Cunningham, 2017-**
- 850 - Bo Haden, 1977-80
- 841 - Latrell Ware, 1987-90

TURNOVERS THE KEY

▶ Turnovers are the key to any team's success, and the Cardinals are a perfect example. Through 11 games, the Cardinals are even in turnover margin, turning the ball over 16 times and forcing 16 turnovers after forcing one against Syracuse last weekend.

▶ When Louisville opened the season at 2-2, turnovers were an issue. The Cardinals started the year at -4, turning it over seven times and notching just three miscues. The Cardinals failed to record an interception until the fifth game of the year.

▶ In going 5-2 over the last seven games, the Cardinals are a +4 and have turned opponents over 13 times, including seven interceptions.

▶ The Cardinals have turned opponents' turnovers into 55 points — 14 points versus Western Kentucky, 13 against NC State, and seven points against Syracuse, Boston College, Wake Forest and Virginia.

▶ In Louisville's seven wins, the Cardinals are +8, and are -8 in the four losses. In a pair of road wins over Wake Forest on Oct. 12 and NC State, the Cardinals forced six turnovers — three in each game — and turned the ball over only twice (Wake Forest).

STAYING AHEAD OF THE CHAINS

▶ The Cardinals didn't fare well on first down against NC State, totaling just 26 yards on first down, an average of 1.1 yards per play. The Cardinals totaled nine yards rushing on first down and 17 yards passing for the game.

▶ The lack of first down production caused many third-and-long opportunities, but it certainly didn't phase the UofL offense. The Cardinals converted 8-of-14 third-down attempts against NC State, with an average of 9.8 yards needed to extend drives.

▶ The Cardinals flipped the script versus Syracuse, picking up an average of 9.1 yards per play on first down. Louisville has tremendous success rushing the ball on first down, averaging 8.1 yards per carry.

▶ Through the air, the Cardinals were picking up huge chunks of yardage, averaging 20.6 yards a completion. **Micale Cunningham** went 5-for-9 for 103 yards on first down.

▶ Four of the Cardinals' eight touchdowns came on a first down play.

▶ Louisville continues to also enjoy tremendous success on third down after 8-of-11 (72.7) versus Syracuse. Over the last two games, the Cardinals are 16-of-25 (64.0) in third down conversions to rank 37th in the country.

▶ Twenty-nine percent of Louisville's offensive touchdowns (15 of 51) have come on 3rd down. Fourteen percent (7 of 51) have come on 3rd and longer than 5

FITZPATRICK, ATWELL AND CUNNINGHAM = ROAD WARRIORS

▶ The offense has been stellar this season, and most especially on the road. The Cardinals are averaging 36.8 points per game and 438.0 yards on the road in four road games. Most of the yards have come through the air, as the Cardinals are averaging 289.5 yards per game and 17.8 yards per reception.

▶ Wide receivers **Dez Fitzpatrick** and **Tutu Atwell** have excelled in four road contests. Fitzpatrick, who has 17 receptions for 339 yards and four scores, has enjoyed two 100-yards games at Florida State and Wake Forest. The Farmington Hills, Mich. native caught seven passes for 133 yards and one score against Florida State and had five catches for 125 yards and two touchdowns against Wake Forest.

▶ In the win over NC State, Fitzpatrick totaled four receptions for 72 yards, including a 43-yard touchdown strike to open the game.

▶ Atwell has 23 receptions for 406 yards and four touchdowns, with his best performance coming versus Miami on Nov. 9, with a six-catch, 142-yard performance that included an 80-yard touchdown reception. He has recorded back-to-back 100-yard games in the last two games versus Miami and NC State,

▶ **Micale Cunningham** has been stellar on the road, completing 46-of-71 for 846 yards and 10 of his touchdown passes. He's completing 64.8 percent of his passes on the road after going 13-of-20 for 242 yards and four touchdowns last weekend versus NC State.

TURNOVERS INTO POINTS

Game	TO	Pts
Notre Dame	1	0
Eastern Kentucky	0	0
Western Kentucky	2	14
Florida State	0	0
Boston College	2	7
Wake Forest	3	7
Clemson	2	0
Virginia	2	7
Miami	0	0
NC State	3	14
Syracuse	1	7
Kentucky	-	-
Totals	16	55

2019 HONORS

C.J. Avery

- Fourth team All-ACC Phil Steele

Mekhi Becton

- ACC Offensive Lineman of the Week (10/7)
- Second team All-American Sporting News
- Fourth team All-American Athlon's
- First team All-ACC Phil Steele
- Outland Trophy Watch List

Evan Conley

- ACC Rookie of the Week (Oct. 14)
- ACC Quarterback of the Week (Oct. 14)
- Davey O'Brien Award Great Eight (Oct. 14)
- Manning Award Stars of the Week (Oct. 14)

Blanton Creque

- ACC Special Teams Player of the Week (10/7)

Seth Dawkins

- ACC Receiver of the Week (10/7)

Dez Fitzpatrick

- Fourth team All-ACC Phil Steele

Hassan Hall

- Fourth team All-ACC Phil Steele
- ACC Special Teams Player of the Week (Oct. 14)

Javian Hawkins

- ACC Back of the Week (10/7)
- FWAA Fr. All-American Midseason Watch List
- ACC Rookie of the Week (Oct. 28)

Ean Pfeifer

- CoSIDA Academic All-District

HAWKINS CLOSING IN ON FRESHMAN MARK

▶ Running back **Javian Hawkins** continues to re-write the record book after his 233-yard performance versus Syracuse on Nov. 23. The 5-foot-9 running back has totaled 1,278 yards as a redshirt freshman, which breaks Victor Anderson's freshman mark of 1,047 yards, which he totaled in 2008.

▶ Hawkins became only the second freshman to reach the 1,000-yard plateau and is the only freshman in school history to register six 100-yard rushing games in a season — all coming at home. He's only the 16th freshman in college football history to record six or more 100-yard games in a season.

▶ The 1,278 yards rushing this season in ninth all-time in school history, and needs just 12 yards to pass Frank Moreau (1,289) for eighth and 17 to move into sixth, passing Walter Peacock and Howard Stevens, who each have 1,294. Hawkins is 128 yards from passing Bilal Powell, who owns the fourth spot with 1,405 yards in 2010.

▶ Hawkins, who scored on a 44-yard run against Syracuse, is tied for fourth with George Stripling (2005) on the freshmen list with seven rushing touchdowns — six behind Anthony Allen, who had 13 in 2006.

▶ The 233 yards versus Syracuse was the first 200-yard rushing game by a Cardinal since Lamar Jackson had 226 against Texas A&M on Dec. 30, 2015. It was the most rushing yards by a Cardinal since Anthony Allen totaled 275 against Middle Tennessee on Sept. 6, 2007. Hawkins' 233 rushing yards were the seventh most all-time in a game in program history.

▶ In the win over Syracuse, Hawkins averaged 10.1 yards per carry, becoming only the third running back to 10+ yards per carry in a game with at least 20 rushing attempts: 10.1 YPC (233 yds, 23 att.) - Javian Hawkins vs. Syracuse, 2019; 10.5 YPC (263 yds, 25 att.) - Calvin Prince vs. Drake, 1976; 10.7 YPC (247 yds, 23 att.) - Lenny Lyles vs. Toledo, 1955

▶ Lamar Jackson averaged 5.89 yards per carry on 163 carries as a freshman, Hawkins is averaging 5.84 yards per carry on 219 carries this year.

▶ With 67 yards against NC State on Nov. 16, Hawkins became the 18th running back and the 16th different player to secure a 1,000-yard season, and the first running back to do so since Bilal Powell rushed for 1,405 yards in 2010. Lamar Jackson was the last player to reach 1,000-yards on the ground when he ran for 1,601 yards in 2017.

▶ Hawkins enters the Kentucky contest with three 100-yard games in the last five contests. He ranks second among freshmen running backs with 1,278 yards, standing only behind Memphis' Kenneth Gainwell, who has rushed for 1,294 yards and 12 touchdowns. He set the school's freshman mark for 100-yard games in a season with six.

▶ Hawkins' six 100-yard rushing games are tied for sixth with seven other players on the school's 100-yard rushing game list, and needs one more to tie for third with Bilal Powell (2010), Frank Moreau (1999) and Walter Peacock (1973).

▶ Hawkins ranks 11th in the nation in rushing yards per game at 116.2 and stands 11th with 1,278 yards.

▶ Big plays have been a huge part of Hawkins' success this season. The redshirt freshman is second in the country with 16 runs of over 20 yards and stands fourth with eight runs of 30 or more yards. Hawkins ranks second in the country with seven runs of over 40 yards.

▶ The redshirt freshman has gone 219 carries without a fumble this season.

EVERYONE WHO TOUCHED IT SCORED

▶ The Cardinals' offense was clicking on all cylinders last Saturday in the win over Syracuse, scoring eight touchdowns, rushing for a season high 270 yards and recording 608 yards of total offense — the second-best

100-YARD RUSHING GAMES

SEASON

10	Lamar Jackson	2017
8	Lamar Jackson	2016
7	Bilal Powell	2010
7	Frank Moreau	1999
7	Walter Peacock	1973
6	Michael Bush	2005
6	Anthony Shelman	1994
6	Deon Booker	1988
6	Howard Stevens	1972
6	Howard Stevens	1971
6	Lee Bougness	1969
6	Lenny Lyles	1957
6	Javian Hawkins	2019

RUSHING YARDS

SEASON

1,601	Lamar Jackson (232 att.)	2017
1,571	Lamar Jackson (260 att.)	2016
1,429	Howard Stevens (250 att.)	1971
1,405	Bilal Powell (229 att.)	2010
1,394	Nathan Poole (212 att.)	1978
1,294	Walter Peacock (290 att.)	1973
1,294	Howard Stevens (259 att.)	1972
1,289	Frank Moreau (233 att.)	1999
1,278	Javian Hawkins (219 att.)	2019
1,207	Lenny Lyles (125 att.)	1957
1,143	Michael Bush (205 att.)	2005

TOTAL 100-YARD RUSHING GAMES BY A FRESHMAN

10	Dion Lewis, Pitt, 2009
10	Tony Dorsett, Pitt, 1973
8	Marshall Faulk, San Diego State, 1991
7	Jermar Jefferson, Oregon State, 2018
7	AJ Dillon, Boston College, 2017
7	Johnny Manziel, Texas A&M, 2012
7	Jacquizz Rodgers, Oregon State, 2008
7	LeSean McCoy, Pitt, 2007
7	Kenneth Gainwell, Memphis, 2019
6	Spencer Brown, UAB, 2017
6	Justice Hill, Oklahoma State, 2016
6	Mike Warren, Iowa State, 2015
6	Ronnie Hillman, San Diego State, 2010
6	Bryce Beall, Houston, 2008
6	Greg Hill, Texas A&M, 1991
6	Javian Hawkins, Louisville, 2019

Current season in bold

SATTERFIELD ERA SUPERLATIVES**Most Point in a Game**

62 vs. Wake Forest, 2019

Most Points in a Half

31 vs. Wake Forest (1st and 2nd), 2019

Most Points in a Quarter

24 vs. Western Kentucky (2nd), 2019

Largest Deficit Overcome in a Win

N/A

Most Touchdowns Scored

8 vs. Wake Forest, 2019

Most Rushing Touchdowns

3 vs. Wake Forest, 2019

3 vs. Boston College, 2019

Most Passing Touchdowns

4 vs. Wake Forest, 2019

Most Field Goals

2 vs. Wake Forest, 2019

2 vs. Boston College, 2019

Most First Downs

26 vs. Boston College, 2019

Most Yards of Offense

664 vs. Boston College, 2019

Most Yards Per Play

9.3 vs. Eastern Kentucky, 2019

Most Plays

78 vs. Boston College, 2019

Most Rushing Attempts

50 vs. Western Kentucky, 2019

Most Rushing Yards

322 vs. Eastern Kentucky, 2019

Highest Average Per Rush

8.5 vs. Eastern Kentucky, 2019

Most Pass Attempts

34 vs. Boston College, 2019

Most Completions

23 vs. Boston College, 2019

Most Passing Yards

428 vs. Boston College, 2019

Best Completion Pct.

68.0 vs. Wake Forest, 2019

Most Turnovers

3 vs. Notre Dame, 2019

3 vs. Clemson, 2019

Most Penalties

14 vs. Miami, 2019

Fewest Penalties

5 vs. Eastern Kentucky, 2019

5 vs. Clemson, 2019

Most Penalty Yards

121 vs. Miami, 2019

Fewest Penalty Yards

30 vs. Eastern Kentucky, 2019

Most Punts

6 vs. Clemson, 2019

Fewest Punts

2 vs. Eastern Kentucky, 2019

Most Passes Intercepted

2 vs. Clemson, 2019

2 vs. Wake Forest, 2019

Best Third-Down Conversion Percentage

50.0 vs. Boston College, 2019

Most Time of Possession

34:54 vs. Boston College, 2019

total all season.

- ▶ The Cardinals had four players who had rushing attempts, three of which scored. Through the air, Louisville completed passes to only five different receivers, and four of them scored.
- ▶ Cunningham accounted for six of those touchdowns, which was tied for fourth in school history. He connected on touchdown passes to **Tutu Atwell**, **Marshon Ford**, **Seth Dawkins** and **Jordan Davis**.
- ▶ On the ground, Cunningham, **Hassan Hall** and **Javian Hawkins** each scored rushing touchdowns.
- ▶ The Cardinals, who only ran 61 total plays scored a touchdown every 7.6 times they touched the football.

PASSING EFFICIENCY

▶ The Cardinals have enjoyed tremendous success rushing the football this season, but they have been one of the most efficient passing team in the country, ranking ninth in the country with a rating of 173.67. The Cardinals have tossed 28 touchdown passes on only 258 passes this season — an touchdown pass every 9.2 attempts.

▶ Louisville has only thrown the ball 258 times, which ranks 117th in the nation with an average of 23.5 pass attempts per game. However, the Cardinals stand 19th in the country with those 28 touchdown passes.

▶ Big passing plays have been the instrument to success, with the Cardinals averaging 17.4 yards per completion, which is tops in the country among teams with over 150 attempts. Oklahoma is second at 16.21 yards per completion and Minnesota is third at 15.80 yards a catch.

▶ Quarterback **Micale Cunningham** ranks fourth in the country in passing efficiency with a stunning 198.74 rating, which is the fourth-best mark in the country. He's only averaging 14.5 pass attempts per game, which doesn't rank in the top 100 nationally, but the redshirt sophomore is tied for 34th with 19 touchdown passes.

▶ Cunningham is averaging 18.9 yards a completion, which would lead the entire country, but doesn't qualify nationally because he doesn't meet the attempts requirement (must have 15.0 attempts per game). Jalen Hurts of Oklahoma is averaging 16.58 yards per completion.

▶ The native of Montgomery, Ala., holds the school record for passing efficiency in a season at 198.74, besting the school mark of 181.74 set by Stefan LeFors in 2004. The Cardinals led the nation in total offense and scoring offense that season.

Yards Per Completion (Min. 150 att.)

1.	Louisville	17.06
2.	Oklahoma	16.21
3.	Minnesota	15.80
4.	Alabama	15.46
5.	UCF	15.36
6.	UAB	15.01
7.	Memphis	14.94
8.	Virginia Tech	14.82
9.	Liberty	14.72
10.	New Mexico	14.59

SATTERFIELD THE FIRST

▶ The Cardinals haven't enjoyed a lot of success versus ranked opponents throughout their history, but maybe Scott Satterfield found something in the 62-59 win over Wake Forest on Oct. 12.

▶ The win — coming in the sixth game of the season — was the quickest for a first-year head coach in school history.

▶ Steve Kragthorpe was the only other coach to defeat a ranked team in their first season when his team knocked off No. 15 Cincinnati in the seventh game of the 2007 season.

NEED TO SCORE FIRST

▶ If the Cardinals are going to have success it seems like they need to get on the board first. Louisville is 1-4 when the opponent scores first and have been outscored 167-78 in losses to Notre Dame, Florida State, Clemson and Miami.

▶ On the flip side, if the Cardinals get on the board first, they own a 6-0 record, holding a 273-173 advantage.

▶ Louisville has scored over 34 points each time they got on the board first, and haven't been able to crack more than 24 points when the opposition takes the initial lead.

▶ Louisville owns a 105-83 advantage in the first quarter this year.

150-150

▶ Wide receiver **Tutu Atwell** and running back **Javian Hawkins** have produced at a remarkable pace this season, combining for 12 100-yard games this season, and that continued versus Syracuse.

▶ Hawkins totaled a career high 233 yards, while Atwell totaled 152 yards receiving in the win over the Orange. It marked only the third time in school history, two of which have come this season. Hawkins recorded 172 yards rushing in a win over Boston College on Oct. 5 and **Seth Dawkins** added 170 yards through the air.

▶ Prior to that, Frank Moreau ran for 150 yards and Ibn Green totaled 153 receiving yards versus Army in 1999.

ON THIS DAY...

Nov.

30

THE RECORD: 4-4

THE STREAK: L1

LAST TIME: L, 10-27 vs. Houston, 2002

Last Five Games on Nov. 30

1916	Transylvania	A	L	0-13
1922	Marshall	A	L	7-21
1968	Memphis	H	L	14-44
1974	West Texas State	H	W	10-8
2002	Houston	A	L	10-27

DID YOU KNOW: The Cardinals haven't played on Nov. 30 since losing to Houston 27-10 in 2002.

FUTURE SCHEDULES

2020

Sept. 20	Murray State
Sept. 26	Western Kentucky
Nov. 21	at Notre Dame
Nov. 28	Kentucky

2021

Sept. 4	vs. Ole Miss (Atlanta)
Sept. 11	Eastern Kentucky
Sept. 18	UCF
Nov. 27	at Kentucky

2022

Sept. 10	at UCF
Sept. 24	USF
Nov. 5	James Madison
Nov. 25	Kentucky

2023

Sept. 9	Murray State
Sept. 16	at Indiana
Oct. 7	Notre Dame
Nov. 25	at Kentucky

2024

Aug. 31	at USF
Sept. 7	Indiana
Nov. 20	Kentucky

CARDS SNAG FIRST 1,000-YARD RUSHER AND RECEIVER

▶ Running back **Javian Hawkins** and **Tutu Atwell** made history last weekend versus Syracuse, becoming only the third tandem in school history to rush for 1,000 yards and record 1,000 receiving yards in a season. Hawkins reached the mark versus NC State, and now has 1,278 yards, while Atwell reach the 1,000-yard with 152 yards against Syracuse to give him 1,072 yards on the season.

▶ It's only the third time in school history that the Cardinals have had a 1,000-yard rusher and 1,000-yard receiver in the same season, and the first since 1999 when Frank Moreau ran for 1,289 yards and Arnold Jackson totaled 1,209 receiving yards.

▶ The only other time it happened came in 1998 when Leroy Collins rushed for 1,134 yards and Jackson recorded 1,165 receiving yards.

PFEIFER GETS IN THE STAT COLUMN; AGAIN

▶ Graduate transfer **Ean Pfeifer** got his name in the stat book officially for the first time with his first career reception against Miami, and did it again on Nov. 16 versus NC State. The former Vanderbilt offensive lineman, who has played in all 11 games this year at tight end, has caught two passes and both have resulted in touchdowns. He has caught two passes for seven yards and two scores.

▶ Pfeifer made his first career reception a memorable one with a six-yard touchdown pass from quarterback **Micale Cunningham** in the second quarter in the loss to Miami on Nov. 9. He put the Cardinals up 27-10 in the third quarter versus NC State with a one-yard scoring reception.

▶ The Bentonville, Ark. product played two seasons at Vanderbilt before leaving as a graduate transfer, playing in 19 career games. He contributed in eight games at offensive guard and on special team conversion units in 2017 and also earned starts at left guard in early-season victories over Middle Tennessee, Alabama A&M and Kansas State and kept the assignment for the next two games.

OFFENSIVE TURNAROUND

▶ Head coach Scott Satterfield has come in this season and rejuvenated the UofL offense in 11 games this season. The Cardinals enter the Kentucky game averaging 34.5 points per game and have scored 30 or more points in six games — compared to the three from all of last season.

▶ Satterfield preached the importance of running the football, and his persistence has paid off. The Cardinals have rushed for 2,360 yards, which is more than the 1,698 yards rushed in 12 games last season. Louisville is averaging 5.0 yards per rush and have totaled more than 200 yards on the ground in seven games, and over 300 yards twice, including a season best 370 last weekend versus Syracuse.

▶ Last season, the Cardinals averaged just 5.3 yards per play, but that number has increased by a full yard to 6.8 this season after the first 11 games.

▶ The passing game also has seen an upgrade from averaging 6.4 yards a pass to 10.2. The Cardinals are averaging 17.4 yards a completion.

▶ Louisville was held to a 326 yards of total offense, but still averaged 5.4 yards per play and 17.8 yards a completion against NC State.

▶ The Cardinals enter the final game of the regular season ranked 28th in the nation in total offense averaging 439.4 yards per game, including 214.5 yards on the ground and 238.8 through the air.

▶ Louisville is only one of six schools in the country averaging at least 214 yards on the ground and 230 through the air: UCF, Oklahoma, Clemson, Ohio State, Utah.

WALK-ON FORD THIRD WITH FIVE TOUCHDOWNS

▶ Scott Satterfield stated in the spring how he thought **Marshon Ford** — a former walk-on was someone who deserved a scholarship. The second year player earned that scholarship in the spring, and the Louisville product hasn't made the first-year head coach regret his decision. Ford has caught 17 passes for 239 yards and five touchdowns, while averaging a healthy 14.1 yards per reception.

▶ In the win over NC State, Ford caught three passes for 52 yards and two touchdowns — the second multiple touchdown game this season. He also scored twice versus Eastern Kentucky.

▶ In the last three games, Ford has caught nine passes for 94 yards and three scores.

ACADEMIC SUCCESS

▶ Head coach Scott Satterfield has stressed the importance of academics, and his attention has paid off with tremendous success.

▶ The Cardinals achieved an outstanding 2.85 grade-point average for the 2019 spring semester, with 49 student-athletes earning a 3.0 or better GPA. One student-athlete achieved a perfect 4.0 GPA.

SITUATIONAL RECORDS

	2019	Satterfield
Overall	7-4	7-4
vs. ACC Conference	5-3	5-3
vs. Non-Conference	2-1	2-1
at Home	4-2	4-2
in Away Games	2-2	2-2
at Neutral Sites	1-0	1-0
Day Games	4-3	4-3
Night Games (6 p.m. start)	3-1	3-1
Grass	2-2	2-2
FieldTurf	5-2	5-2
vs. Top 25 teams	1-2	1-2
vs. Top 10 teams	0-2	0-2
vs. Top 5 teams	0-1	0-1
vs. Top-Ranked Teams	0-0	0-0
September	2-2	2-2
October	3-1	3-1
November	2-1	2-1
December	0-0	0-0
January	0-0	0-0
Leading at Halftime	6-0	6-0
Trailing at Halftime	1-4	1-4
Tied at Halftime	0-0	0-0
Scoring First	6-0	6-0
Opponent Scoring First	1-4	1-4
Score <20 Points	0-2	0-2
Score 20+ Points	7-2	7-2
Score 30+ Points	6-0	6-0
Score 40+ Points	4-0	4-0
Opponent Score <20 Points	1-0	1-0
Opponent Score 20+ Points	7-4	7-4
Opponent Score 30+ Points	3-4	3-4
Opponent Score 40+ Points	1-2	1-2
Gain <20 First Downs	2-3	2-3
Gain 20+ First Downs	5-1	5-1
Opp. Gain <20 First Downs	3-1	3-1
Opp. Gain 20+ First Downs	4-3	4-3
More Rushing Yards	4-1	4-1
Fewer Rushing Yards	3-3	3-3
Rush for <100 Yards	1-0	1-0
Rush for 100+ Yards	6-4	6-4
Opp. Rush for <100 Yards	2-0	2-0
Opp. Rush for 100+ Yards	5-4	5-4
More Passing Yards	3-1	3-1
Fewer Passing Yards	4-3	4-3
Opp. More Passing Yards	4-3	4-3
Opp. Fewer Passing Yards	3-0	3-0
Pass for <300 Yards	6-3	6-3
Pass for 300+ Yards	1-1	1-1
Opp. Pass for <300 Yards	4-3	4-3
Opp. Pass for 300+ Yards	2-1	2-1
More Total Yards	5-1	5-1
Fewer Total Yards	2-3	2-3
Gain <300 Total Yards	0-1	0-1
Gain 300+ Total Yards	7-3	7-3
Commit Zero TO	3-0	3-0
Win Turnover Battle	5-0	5-0
Equal Turnovers	1-1	1-1
Lose TO Battle	1-3	1-3
Commit <6 Penalties	3-1	3-1
Commit 6+ Penalties	4-3	4-3
Trail Time of Possession	3-1	3-1
Lead Time of Possession	4-3	4-3
3rd Down% <25	0-0	0-0
3rd Down% 25-49	4-4	4-4
3rd% 50+	3-0	3-0
Opp. 3rd Down% <25	0-0	0-0
Opp. 3rd Down% 25-49	7-3	7-3
Opp. 3rd% 50+	0-1	0-1

▶ Louisville received an NCAA Public Recognition Award for a perfect 1,000 Academic Progress Rate score for the 2017-18 season, the second one in school history.

▶ The Cardinals had 23 graduates for the year, including 13 going through the graduation ceremony in the summer.

▶ The Cardinals have 21 players will take the field with their degrees in hand.

▶ The Cardinals were named one of six programs to receive the AFCA Academic Achievement Award last week.

STRETCH THE FIELD

▶ While Scott Satterfield has emphasized running the football, the Cardinals are making big plays in the passing game, averaging 17.4 yards per completion, which ranks first in the nation among teams with at least 200 attempts.

▶ The Cardinals have 17 receptions of over 40 or more yards and 11 of better than 50 yards, which is the second-best mark nationally. Louisville also owns seven catches of better than 70 yards, two of 80 or more yards and one of 90.

▶ Yards after the catch have also been a big part of the passing offense, as 1,405 yards have come after the catch, an average of 9.3 yards per reception.

▶ **Tutu Atwell** has 679 yards after the catch, **Seth Dawkins** has 171 yards after the reception, Marshon Ford has 171 yards, and **Dez Fitzpatrick** 148 after the catch

▶ Of the Cardinals' top four receivers, all of them are averaging better than 14.0 yards per reception. **Seth Dawkins** is averaging 21.3 yards per catch and has three receptions of over 50 yards.

▶ Fitzpatrick averages 18.7 yards a catch with eight receptions of over 30+ yards, including a 43-yarder against NC State.

▶ Atwell, who leads the team with 57 receptions, has 15 catches of 20 or more yards and 34 catches of 10 or more. He owns seven receptions of 40 or more yards and five of over 50 yards. The native of Miami, Fla., has 12 catches of over 60 yards—five of 60; four of 70, two of 80 yards and one of 90.

▶ Louisville ranks 31st nationally with 28 touchdown receptions.

▶ Atwell ranks 23rd nationally with an average of 18.8 yards per reception and Dez Fitzpatrick is 26th at 18.7.

CUNNINGHAM PUTS 2018 IN REAR-VIEW MIRROR

▶ Quarterback **Micale Cunningham** went through an up-and-down 2018 season, throwing for 473 yards and one touchdown and rushing for a team high 497 yards and five scores in his first season as a starter.

▶ The 2019 season has been a remarkable turnaround for the redshirt sophomore. Cunningham, who has 12 touchdown passes in the last four games, raised his record to 6-3 as a starter after completing 11-of-20 passes for 238 yards and a career high five touchdown passes, extending his streak of four consecutive games with a touchdown pass. The five touchdown throws were the most TD passes by a Cardinal since Lamar Jackson threw for five against Marshall on Sept. 24 2016.

▶ In winning two-straight starts, Cunningham has completed 24-of-40 passes for 480 yards and nine touchdowns, while averaging 20.0 yards a completion. In a 34-20 victory over NC State on Nov. 16, Cunningham completed 13-of-20 passes for 242 yards and four touchdowns.

▶ In conference play, Cunningham has completed 80-of-130 throws for 1,561 yards and 17 touchdown passes. He's also rushed for 255 yards and five touchdowns—accounting for 22 touchdowns in league play.

▶ With 288 yards passing on 13 completions vs. Boston College (22.2 ypc), Cunningham was the first Louisville player with 20+ yards per completion in a game and 10 or more completions since Brian Brohm vs. Murray State on Aug. 30, 2007 (16 completions for 375 yds, 23.4 ypc).

▶ The previous week against Florida State. Cunningham was 16-of-27 for 286 yards and two scores, including a career long 74-yard touchdown pass to Dez Fitzpatrick.

▶ In 11 games, Cunningham has passed for a career high 1,708 yards and 19 touchdowns—completing 62.12 percent of his passes. His 19 touchdown passes are tied for 34th in the country.

▶ Cunningham's 198.74 passing efficiency rating is fourth best in the country and is averaging a healthy 18.6 yards a completion. The native of Montgomery, Ala., has 13 completions of 40 or more yards, which is tied for the

Career Rushing Yards By QB

4,132	Lamar Jackson	2015-17
871	Micale Cunningham	2017-
756	Stefan LeFors	2001-04

Career Rushing TD By QB

50	Lamar Jackson	2015-17
11	Micale Cunningham	2017-
11	Benny Russell	1964-66
10	Wally Oyler	1966-68
9	Dave Ragone	1999-02
9	Brian Brohm	2004-07
8	John Madeya	1970-72

CARDINALS IN THE NFL

AS OF AUG. 1

Jaire Alexander	Green Bay Packers
Joshua Bellamy	New York Jets
Reggie Bonnafon	Carolina Panthers
Teddy Bridgewater	New Orleans Saints
Preston Brown	Cincinnati Bengals
Jamon Brown	Atlanta Falcons
Geron Christian	Washington Redskins
Brandon Dunn	Houston Texans
Josh Harvey-Clemons	Washington Redskins
Cole Hikutini	Dallas Cowboys
Lamar Jackson	Baltimore Ravens
John Miller	Cincinnati Bengals
DeVante Parker	Miami Dolphins
Senorise Perry	Buffalo Bills
Bilal Powell	New York Jets
Sheldon Rankins	New Orleans Saints

ACADEMIC ACHIEVEMENTS

• Twenty-one players are competing during the season with their degrees in hand.

- Robbie Bell
- Amonte Caban
- Blanton Creque
- Jared Goldwire
- Tyler Haycraft
- Isaiah Hayes
- T.J. Holl
- Thomas Jackson
- Brendan Lowery
- P.J. Mbanasor
- Gary McCrae
- T.J. McCoy
- Tyler Nauret
- Ean Pfiefer
- Khane Pass
- Ronald Rudd
- Damien Smith
- Cornelius Sturghill
- Ty Tyler
- Boosie Whitlow
- Dae Williams

fifth best in the nation.

▶ The sophomore leads the country with six completions of 60+ yards and six for over 70 yards. He's also one of seven quarterbacks with two 80-yard completions and one of 11 signal callers with a 90-yard completion. Seventy-eight of his 90 completions have gone for 20 or more yards.

▶ On the ground, Cunningham has rushed for 374 yards and six touchdowns.

ATWELL MAKING A CASE FOR ACC PLAYER OF THE YEAR?

▶ Coach Scott Satterfield talked about **Tutu Atwell** being just like long-time NFL veteran wide receiver T.Y. Hilton, who has been one of the league's most explosive wide receivers. Atwell has proved his coach right by leading the team with 57 catches for 1,072 yards and 11 touchdowns. Atwell recorded a 1,000-yard season for the ninth time in school history, and is the sixth different player to accomplish that feat.

▶ Atwell's 30.4 yards a reception versus Syracuse is tied for the second-best single-game average in school history.

▶ The 5-foot-9 speedster ranks eighth nationally with 11 receiving touchdowns and is 16th with an average of 97.5 yards per game. His 11 receiving touchdowns are third in school history, one shy of tying DeVante Parker (2013) and Ibn Green (1998), who hold the school record of 12.

▶ Atwell became Louisville's first 1,000-yard receiver since Harry Douglas had 1,159 yards receiving in 2007. Atwell's 1,072 yards are eighth all-time in a single season, but is only 194 yards short of breaking Harry Douglas; single-season mark of 1,265 yards in 2006.

▶ The sophomore leads the ACC with 1,072 receiving yards and is tied with Wake Forest's Sage Surratt for the lead with 11 touchdown receptions. Atwell has recorded four-consecutive 100-yard receiving games as the Cardinals have gone 3-1 over that span. During those four games, Atwell has caught 22 passes for 526 yards (131.5 per game) and five touchdowns, while averaging 23.9 yards a reception.

▶ Atwell owns a touchdown reception in four-straight games — the first receiver to do that since DeVante Parker recorded a scoring reception in 10-straight games during the 2012 and 2013 seasons.

▶ Harry Douglas in 2007 is the last wide receiver to register four-straight 100-yard receiving games, totaling eight over a two-year span in 2006 and 2007.

▶ With two games remaining, Atwell could approach the top sophomore marks in school history. Arnold Jackson holds the mark for most receiving yards with 1,165.

▶ Atwell has caught at least two passes in all 11 games and has gone over 40 yards in 10 of 11 games. Atwell was held to three catches for 37 yards versus Clemson, but has five or more catches in nine different games.

▶ He tallied his sixth 100-yard game of the season and seventh of his career with five catches for 152 yards and a 90-yard touchdown reception versus Syracuse. The six 100-yard receiving games are tied for the fourth most in school history, and his seven for a career are ninth in the school's annals.

▶ Atwell owns six receptions of 50 or more yards and five of over 60 yards, which is tied for the national lead. The second-year player leads the country with four catches of 70 or more yards and is tied for the national lead with two of more than 80 yards. Atwell owns four touchdowns of over 70 yards and one of 80 and 90 yards.

▶ Atwell is averaging 18.81 yards a reception, which is fourth in the ACC and 23rd nationally. His average ranks as the second best in school history for a receiver with 50 or more receptions.

▶ The native of Miami caught five passes for 145 yards and career best three touchdowns in a win over Western Kentucky on Sept. 14.

▶ Atwell recorded his first three-touchdown game of his career, scoring on a nine-yard score, a 46-yard strike and a 62-yarder. He's the first UofL wide receiver with three touchdown receptions in a single game since James Quick accomplished that feat against Florida State in 2015.

▶ In 20 career games, Atwell has caught 73 passes for 1,389 yards and 13 touchdowns, while averaging a stellar 19.0 yards a reception.

RUSH TO JUDGEMENT

▶ Last season, Louisville struggled to run the football, averaging 141.5 yards on the ground with just 18 touchdowns.

▶ Through 11 games, the Cardinals have seen those totals skyrocket averaging 214.5 yards per game after totaling 370 yards in the win over Syracuse on Nov. 23. The 370 yards rushing is the fourth-most by a UofL team since 1979 and the most since UofL had 411 against Syracuse on Nov. 18, 2017. The Cardinals are looking to average more than 200 yards on the ground for the only the third time in 14 seasons.

▶ Louisville has gone over the 200-yard mark in seven of the 11 games after hitting that number only four times during the 2018 campaign. The Cardinals are 6-1 when rushing for over 200 yards in a game this year.

▶ Louisville averaged 33.5 attempts in 2018, but that number has increased to an average of 43.1 attempts under the direction of Scott Satterfield, which ranks 24th in the country.

▶ The Cardinals have attempted more than 42 rushing attempts in every game but four this season, and are

OPPONENT WATCH

NOTRE DAME (9-2)

Last: def. Navy 52-20

Next: at Stanford

EASTERN KENTUCKY (7-5)

Last: def. Jacksonville State 29-23

Next: Season Complete

WESTERN KENTUCKY (6-4)

Last: def. Southern Mississippi 28-10

Next: Middle Tennessee

FLORIDA STATE (5-5)

Last: Open

Next: at Florida

BOSTON COLLEGE (5-6)

Last: lost to Notre Dame 40-7

Next: at Pittsburgh

WAKE FOREST (8-3)

Last: def. Duke 39-27

Next: at Syracuse

CLEMSON (11-0)

Last: Open

Next: at South Carolina

VIRGINIA (8-3)

Last: def. Liberty 55-27

Next: Virginia Tech

MIAMI (6-5)

Last: lost to FIU 30-24

Next: at Duke

NC STATE (4-7)

Last: lost to Georgia Tech 28-26

Next: North Carolina

SYRACUSE (4-6)

Last: lost to Louisville 56-34

Next: Wake Forest

KENTUCKY (6-5)

Last: def. Tennessee-Martin 50-7

Next: Louisville

5-3 when rushing more than 40 times in a game.

- ▶ After averaging 4.2 yards per carry last season, the Cardinals have upped that to 5.0 yards after the first 11 contests, which ranks 28th.
- ▶ In 2018, the Cardinals recorded 68 runs of 10 or more yards, while the 2019 season has seen the number at 76 after the first 11 contests, which ranks 19th nationally. However, only 20 of those have come away from home.
- ▶ Last season saw the Cardinals rank 102nd in the country in rushing and last in the ACC, but the improved performance on the ground sees the Cardinals enter this week 25th in the country and third in the ACC.

SATTERFIELD PICKS UP FIRST RANKED WIN

- ▶ Scott Satterfield's success over the last four seasons has elevated him into the top echelon of coaches in the FBS. Since 2015, Satterfield's teams have captured 44 wins.
- ▶ The seventh-year head coach picked up his first win over a ranked FBS opponent with a 62-59 win over Wake Forest on Oct. 12. Satterfield is now 1-9 versus ranked foes, going 1-2 at Louisville and 0-7 at Appalachian State
- ▶ Two of Satterfield's losses to ranked teams have come in overtime, dropping a 20-13 decision at No. 9 Tennessee in 2016 and a 45-38 loss at No. 9 Penn State in the 2018 opener.

HALL UNDERSTANDS HIS ROLE

- ▶ Running back **Hassan Hall** has been a great compliment to **Javian Hawkins'** monster season running the football. While Hawkins has ran for 1,278 yards, Hall has filled his role admirably with 468 yards and five touchdowns, while averaging 4.8 yards per play.
- ▶ Hall has six games where he's rushed for over 50 yards, including a season high 79 yards in a loss to Miami on Nov. 9. He was the second-leading rusher in the win over Syracuse on Saturday, rushing for 71 yards and a touchdown, while averaging 8.9 yards per carry.
- ▶ Hall opened the season with 69 yards against Notre Dame, and went over 50 yards in three-straight games against Eastern Kentucky, Western Kentucky and Florida State.
- ▶ The sophomore from Atlanta, Ga., has 14 rushes of 10 or more yards this season and has 271 of his yards after contact.
- ▶ Hall is second on the team in all-purpose yards, averaging 108.9 yards per game. He has 468 yards on the ground, 46 yards receiving, and 684 kickoff return yards.
- ▶ In two seasons, Hall has rushed for 771 yards and totaled 1,502 kickoff return yards.

DEGREES IN HAND

- ▶ Louisville has 21 players — the third-most nationally — began the season with their degrees in hand, including six graduate transfers.
- ▶ The list includes: Robbie Bell, Amonte Caban, Blanton Creque, Jared Goldwire, Tyler Haycraft, Isaiah Hayes, T.J. Holl, Thomas Jackson, Brendan Lowery, Gary McCrae, P.J. Mbanasor, T.J. McCoy, Tyler Nauret, Ean Pfeifer, Khane Pass, Ronald Rudd, Damien Smith, Cornelius Sturghill, Ty Tyler, Boosie Whitlow.
- ▶ Of the players on the list Robbie Bell, Jared Goldwire, Isaiah Hayes and Dae Williams have multiple years of eligibility remaining.

HAWKINS SOLID AT HOME; NOT SO MUCH ON THE ROAD

- ▶ There hasn't been too many negatives in **Javian Hawkins'** game this season, but he's stats at home are drastically different than road games. Hawkins became the first player in school history to register six 100-yard rushing games at home. He totaled 915 yards and five touchdowns, while averaging 6.93 yards per carry in the six home contests for an average of 152.5 yards per game.
- ▶ On the road, Hawkins totaled an average of 72.6 yards per game and two touchdowns, while scoring twice.
- ▶ When Hawkins reach the 100-yard mark, the Cardinals posted a solid 4-2 record and were 3-2 when he failed to reach the century mark. He averaged 126.3 yards and scored six touchdowns in seven wins, while being limited to 98.5 yards a game and one score in the squad's four losses.

THIS IS NOVEMBER

- ▶ The Cardinals have been successful at home in November, posting an all-time mark of 154-167-5, 60-89-3 on the road, and 95-78-2 in home games.
- ▶ The Cardinals have won two-straight games in November after the win over Syracuse on Nov. 23.
- ▶ Scott Satterfield is 21-6 during the month of November in his seven seasons as a head coach. His teams have won eight of the last nine games in the calendar's 11th month.

100-YARD GAMES BY A FROSH

Yards	Player
233	*Javian Hawkins vs. Syracuse (23, 1019)
136	*Javian Hawkins vs. Virginia (28, 2019)
129	*Javian Hawkins vs. Clemson (26, 2019)
172	*Javian Hawkins vs. Boston College (25, 2019)
123	*Javian Hawkins vs. Eastern Kentucky (11, 2019)
122	*Javian Hawkins vs. Notre Dame (19, 2019)
100	*Micale Cunningham vs. NC State (14, 2018)
129	*Micale Cunningham vs. W. Kentucky (21, 2018)
226	Lamar Jackson vs. Texas A&M (22, 2015)
186	Lamar Jackson at Kentucky (17, 2015)
121	Lamar Jackson at NC State (19, 2015)
184	Lamar Jackson vs. Samford (18, 2015)
106	Lamar Jackson vs. Auburn (16, 2015)
126	L.J. Scott vs. Murray State (11, 2014)
164	*Darius Ashley at West Virginia (33, 2009)
113	*Victor Anderson at Syracuse (23, 2008)
161	*Victor Anderson vs. Middle Tennessee (19, 2008)
100	*Victor Anderson vs. Connecticut (19, 2008)
176	*Victor Anderson vs. Kansas State (18, 2008)
114	*Victor Anderson vs. Tennessee Tech (12, 2008)
137	*George Stripling vs. Syracuse (10, 2005)
117	*George Stripling at Cincinnati (15, 2005)
125	Michael Bush at Cincinnati (11, 2003)
137	Michael Bush vs. Houston (23, 2003)
100	*Otis Floyd vs. Northern Illinois (24, 1996)
140	Frank Moreau vs. Northeast Louisiana (28, 1995)
102	*Ralph Dawkins vs. Kansas (15, 1990)
193	*Greg Hickman at Memphis (33, 1979)
101	*Greg Hickman vs. Tulsa (26, 1979)
141	Bill Layne vs. Evansville (6, 1954)

CAREER MILESTONES**100-Yard Rushing Games**

6	Javian Hawkins
2	Malik Cunningham

100-Yard Receiving Games

7	Tutu Atwell
5	Dez Fitzpatrick
2	Seth Dawkins

300-Yard Passing Games

2	Jawon Pass
---	------------

DAWKINS MAKING PLAYS

- ▶ Senior **Seth Dawkins** may have only caught 16 passes this season, but the native of Columbus, Ohio has made a number of big plays. The wideout has caught 16 passes for 348 yards and threescores and is averaging a team high 21.8 yards per catch. He owns three pass receptions of over 50 yards, including a pair of touchdowns.
- ▶ On Senior Day, Dawkins caught one pass for 29 yards, but it was a big one — a 29-yard touchdown to put the Cardinals ahead 14-3 in the first quarter.
- ▶ He scored from 55 yards out against Wake Forest, and had a 59-yard score against Boston College on Oct. 5. He also had a career long 77-yard catch that didn't result in a touchdown versus the Eagles, as well.
- ▶ Dawkins has 94 career catches for 1,510 yards and eight scores, while averaging 16.1 yards a reception over his four seasons.
- ▶ The Columbus, Ohio, native needs six receptions to become the 24th player with 100 career receptions.

CUNNINGHAM JOINS ELITE COMPANY

- ▶ Quarterback Micale Cunningham joined elite company when he picked up 46 yards on the ground in the win over Western Kentucky. The redshirt sophomore became only the third quarterback in school history to reach 600 rushing yards, joining Lamar Jackson (4,132) and Stefan LeFors (756).
- ▶ Cunningham, who has rushed for 871 yards in 20 games, led the Cardinals in rushing with 497 yards last season and is third with 374 yards in 2019. He's second on the school's all-time list for most rushing yards by a quarterback.
- ▶ The Montgomery, Ala., native owns 11 rushing touchdowns, which is tied for second in school history.

FITZPATRICK'S BIG SEASON

- ▶ Wide receiver **Dez Fitzpatrick** has found his stride after getting off to a slow start.
- ▶ In the win over NC State, Fitzpatrick caught four passes for 72 yards, including a 43-yard touchdown reception on a third-and-14 to open the scoring.
- ▶ He went over the century mark versus Wake Forest on Oct. 12, catching five passes for 125 yards and two scores. Fitzpatrick was the first Louisville player with three straight 100-yard receiving games since DeVante Parker did it vs. NC State, Florida State, and Boston College in 2014.
- ▶ With a touchdown reception versus NC State, Fitzpatrick moved into a tie for sixth place in school history with 18 touchdown receptions - tying Deion Branch (2000-01).
- ▶ The product of Farmington, Michigan recorded his fourth 100-yard receiving game by pulling in five passes for 108 yards and a score versus Boston College on Oct. 5.
- ▶ He caught seven passes for 133 yards and one score against Florida State on Sept. 21, which was just one yard short of tying his career high of 134 yards receiving, which occurred in a loss to NC State during the 2017 season.
- ▶ He has now caught 106 passes for 1,683 yards and 18 touchdowns in his career — becoming the 23rd player in school history with 100 receptions.
- ▶ The junior is second on the team with 30 receptions for 562 yards and six scores. He's averaging 18.7 yards a reception (30th in the nation), which includes the 74-yard touchdown reception versus Florida State on Sept. 21.
- ▶ He's fourth on the team with nine plays of over 20 or more yards, four of which are touchdowns.

SEVEN YEARS IN A ROW

- ▶ There's no secret Scott Satterfield loves to run the football, and it's shown in the first 11 games. The Cardinals are averaging 43.1 attempts per game. When running back **Javian Hawkins** reached the 1,000-yard mark, it marked the seventh-straight season — 6th in FBS — that Satterfield produced a 1,000-yard rusher.
- ▶ Including Hawkins in 2019, Satterfield's Appalachian State teams accomplished the feat in consecutive years from 2013-2018. Before taking the Louisville job, Darrynton Evans ran for 1,197 yards in 2018. Jalin Moore did it in back-to-back season in 2016 and 2017.
- ▶ Marcus Cox was a four-time 1,000-yard rusher for Satterfield, achieving the feat in 2013-2016. Satterfield produced two 1,000-yard rusher in 2016.
- ▶ Satterfield's six FBS seasons of producing a 1,000-yard rusher is second to Navy's Ken Niumatalolo and is tied with Utah's Kyle Whittingham.
- ▶ In his first five seasons as an FBS head coach, Satterfield's teams ranked in the top 25 in rushing all five seasons — averaging over 200 yards in all five years.
- ▶ In his final season at Appalachian State, the Mountaineers averaged 240.38 yards per game to finish 14th

CAREER GAMES PLAYED

Player	'19	'18	'17	'16	'15	'14	Tot
Yasir Abdullah	11	11	-	-	-	-	22
Tutu Atwell	11	12	-	-	-	-	23
C.J. Avery	11	9	13	-	-	-	33
Mekhi Becton	10	12	12	-	-	-	34
Robbie Bell	11	1	13	-	-	-	25
Cole Bentley	9	12	7	-	-	-	28
P.J. Blue	0	12	-	-	-	-	12
Adonis Boone	11	11	-	-	-	-	22
Renato Brown	4	-	-	-	-	-	4
Maurice Burkley	9	12	-	-	-	-	21
Rodjay Burns	11	11	-	-	-	-	22
Amonte Caban	11	12	10	13	-	-	46
Caleb Chandler	11	6	2	-	-	-	19
Marlon Character	11	12	-	-	-	-	23
Jean-Luc Childs	11	-	-	-	-	-	11
Malik Clark	11	9	-	-	-	-	20
Evan Conley	6	-	-	-	-	-	6
Blanton Creque	8	12	13	12	-	-	45
Hunter Crowe	1	0	-	-	-	-	1
Malik Cunningham	10	10	-	-	-	-	20
Jordan Davis	9	10	11	-	-	-	30
Seth Dawkins	11	10	12	12	-	-	45
Derek Dorsey	11	12	11	-	-	-	34
Zach Edwards	4	-	-	-	-	-	4
Dorian Etheridge	11	10	13	-	-	-	34
Jack Fagot	11	7	-	-	-	-	18
Dez Fitzpatrick	11	12	13	-	-	-	36
Marshon Ford	11	4	-	-	-	-	15
Thurman Geathers	11	-	-	-	-	-	11
Jared Goldwire	11	10	-	-	-	-	21
Hassan Hall	11	12	-	-	-	-	23
Mitch Hall	11	8	13	-	-	-	32
Javian Hawkins	11	4	-	-	-	-	15
Tyler Haycraft	11	12	10	6	-	-	39
Quen Head	8	12	-	-	-	-	20
Isaiah Hayes	8	5	-	11	-	-	24
Robert Hicks	11	9	-	-	-	-	20
TJ Holl	8	12	4	10	12	-	46
Thomas Jackson	6	11	3	13	5	-	38
Anthony Johnson	11	11	-	-	-	-	22
Josh Johnson	3	0	10	-	-	-	13
Chandler Jones	11	11	-	-	-	-	22
Mason King	11	11	13	13	-	-	48
Tobias Little	4	0	9	-	-	-	13
Brendan Lowery	1	6	1	-	-	-	7
Justin Marshall	11	9	-	-	-	-	20
Isaac Martin	11	0	-	-	-	-	11
P.J. Mbanasor	7	12	0	0	10	-	29
T.J. McCoy	10	4	9	7	-	-	30
Gary McCrae	11	2	8	2	-	-	23
Thomas Nauert	1	-	-	-	-	-	1
Nick Okeke	10	11	6	-	-	-	27
Khane Pass	11	12	13	12	-	-	48
Devante Peete	11	11	-	13	-	-	35
Tabarius Peterson	11	12	13	-	-	-	36
Telly Plummer	0	9	-	-	-	-	9
Ramon Puryear	3	-	-	-	-	-	3
Aidan Robbins	1	-	-	-	-	-	1
G.G. Robinson	11	11	13	10	-	-	45
Damien Smith	11	2	10	8	-	-	31
Emonee Spence	0	2	3	-	7	-	12
Cornelius Sturghill	12	4	-	7	-	-	31
Taylor-Yamonoha	0	1	1	-	-	-	2
Caleb Tillman	0	0	3	-	-	-	3
Trenell Troutman	11	9	-	-	-	-	20
Ty Tyler	9	13	12	11	-	-	45
Keion Wakefield	11	10	-	-	-	-	21
Boosie Whitlow	11	7	-	-	-	-	18
Russ Yeast	11	11	12	-	-	-	34

nationally, totaling 31 scores on the ground.

30 IS MAGIC

► In his seven seasons as a head coach, Scott Satterfield's teams are 47-3 when scoring 30 or more points after defeating Syracuse on Nov. 23. The last loss was a 45-38 decision at No. 9 Penn State last season. Satterfield's teams have won 35 of the last 37 games when his team's score 30 or more points in a game.

BIG SENIOR CLASS

- Head coach Scott Satterfield has the advantage of starting his career with a big senior class at his disposal.
- The Cardinals have 27 seniors on the roster after adding six graduate transfers to the team during the offseason.
- The Cardinals also have 26 juniors on the team, which give the team a total of 51 upperclassmen.

CARDINALS OWNING THE FOOTBALL

- The Cardinals have made a number of big plays, but they done a great job of holding the football. UofL ranks 38th nationally in time of possession, holding the ball for an average of 31:02 in the first 11 games of the 2019 campaign.
- In the loss to Miami, the Cardinals held the ball for 33:02, the seventh time this year that the Cardinals have held the ball for more than 30:00. The Cardinals are 5-3 when winning the time of possession battle.

BIG CHUNKS

- The Cardinals have done a good job of maximizing their yardage on each play. Entering Saturday's game versus Kentucky, the Cardinals are averaging 6.8 yards per play, which ranks 11th nationally. The Cardinals have totaled more than 6.0 yards a play in seven of the 10 games, including three games of averaging 7.0 yards a play.
- In the win over Syracuse, the Cardinals averaged a season high 10.0 yards per play, which is the sixth-best total in school history and the most since totaling an average of 10.4 yards in a win at Syracuse in 2016.
- The Cardinals recorded an average of 9.3 yards an attempt in a win over Eastern Kentucky on Sept. 7. They averaged 8.5 yards per play in the victory over Boston College on Oct. 5 and 7.5 yards in the league win at Wake Forest.
- In the loss to Miami Nov. 9, the Cardinals averaged 7.8 yards per play, recording five plays of 30 or more yards against one of the nation's elite defenses.
- In the rushing game, the Cardinals rank 19th with 76 runs of 10 yards and are eighth with 29 rushes of 20 yards. The Cardinals also have 14 rushes of 30 yards, which ranks 13th and owns 10 runs of 40 yards, which is fifth in the country.
- The biggest explosions have come in the passing game, where the Cardinals have 82 passing plays of over 10 yards and 38 of over 20 yards. Louisville has 21 passing plays of over 30 and 16 of over 40 yards, which ranks fifth in the country. Louisville ranks fourth in the country with 10 plays of over 50 yards and are third with six plays of over 60 yards.
- The Cardinals are the national leader in scrimmage plays of over 40 yards with 27; passing plays of 60 yards with seven; passing plays of 70 yards with six; and passing plays of 90 yards with one.

LONG SCRIMMAGE PLAYS

- The Louisville offense definitely strives off making the big play. After 10 games, the Cardinals rank 56th in the country in plays of 10 or more yards with 146. That's a solid number, but the Cardinals have enjoyed gaining bigger chunks of yardage.
- Louisville has totaled 61 plays from scrimmage that have resulted in 20 or more yards, which ranks 16th in the country. The Cardinals crack the top 10 in plays of 33 or more yards with 30 and 24 plays of over 40 yards, ranking eighth and fourth respectively.
- The Cardinals have totaled 12 plays of 50 yards; six plays of 60 yards; four of over 70 yards; and one of 80 yards.

LONG SCRIMMAGE PLAYS

YARDS	PLAYS	RANK
10+	165	51
20+	71	11
30+	36	8
40+	27	1
50+	14	4
60+	8	6
70+	6	2
80+	2	7
90+	1	3

CAREER FIELD GOAL LEADERS

1.	66	John Wallace 2. (85 attempts)	2012-15
2.	60	Art Carmody (73 attempts)	2004-07
3.	51	Blanton Creque (61 attempts)	2016-
	44	Nate Smith (64 attempts)	2000-03
5.	36	Ron Bell (58 attempts)	1987-90
6.	35	David Akers (61 attempts)	1993-96
7.	32	Chris Philpott (44 attempts)	2008-11
8.	24	Wilbur Summers (47 attempts)	1972-75
9.	22	Jon Hilbert (33 attempts)	1996-99
	22	Klaus Wilmsmeyer (30 attempts)	1988-91

CAREER POINTS LEADER

1.	433	Art Carmody	2004-07
2.	384	John Wallace	2012-15
3.	307	Blanton Creque	2016-
4.	300	Lamar Jackson	2015-17
	300	Lenny Lyles	1954-57
6.	275	Nate Smith	2000-03
7.	246	Michael Bush	2003-06
8.	216	David Akers	1993-96
9.	198	DeVante Parker	2011-14
	198	Ibn Green	1996-99
	198	Tom Lucia	1947-50

CAREER KICKOFF RETURN YARDS LEADER

1.	2,558	Zek Parker (103 returns)	1998-01
2.	2,227	Keith Stephens (100 returns)	1986-88
3.	2,200	Broderick Clark (97 returns)	2002-05
4.	1,980	Trent Guy (86 returns)	2006-09
5.	1,693	Walter Peacock (74 returns)	1972-75
6.	1,502	Hassan Hall (44 returns)	2018-
7.	1,181	Aaron Bailey (51 returns)	1992-93
8.	1,059	Kevin Miller (53 returns)	1974-77
9.	1,054	Ernest Givins (43 returns)	1984-85
10.	998	Jeremy Wright (40 returns)	2010-12

CUNNINGHAM'S RESPONSIBLE

► **Micale Cunningham** has taken over the offense and become a big play performer. The redshirt sophomore is the national leader with six passing plays of over 70 yards. Cunningham connected with **Tutu Atwell** connected on a 90-yard touchdown pass versus Syracuse was the fourth longest in Louisville history. It's the longest since a 92-yard pass from Adam Froman to Scott Long vs. Southern Mississippi, Oct. 10, 2009.

► Cunningham owns 12 completions of 40 yards, seven of 50 yards and five of 60 or more yards on only 79 completions. Forty-four of Cunningham's completion have resulted in plays of 30 or more yards.

► The Montgomery, Ala., native is second on the team with six rushing touchdowns and also owns a career best 19 passing touchdowns — accounting for 25 touchdowns, which ranks 25th in the country, with an average of 15. points per game.

HALL TAKING IT TO THE HOUSE

► Sophomore **Hassan Hall** has developed into one of the nation's most dangerous kick returners, and that was evident with his performance versus Wake Forest on Oct. 12.

► Hall returned his second career kickoff for a touchdown by tying a school record with a 100-yard yard return. It was Hall's second career return for a touchdown, the first since a 93-yard return against Clemson last season.

► The sophomore also added an 83-yard return in the win over Wake Forest. He added a 38-yarder on his lone return versus Clemson. He ranks third nationally and second in the ACC with an average of 34.7 yards per return.

► Individually, Hall ranks third nationally and second in the ACC with his 34.2 return average after his 35.5 average against Syracuse on Nov. 23.

► Hall is the ninth player in school history with over 1,000 career kickoff return yards, ranking sixth in school history with 1,502 career yards.

► The native of Atlanta, Ga., is the first Louisville player with a rushing touchdown and kickoff return touchdown in the same game since Walter Peacock did it vs. Furman on Nov. 17, 1973.

► Hall's 220 kickoff returns yards are the second most in school history, only behind the 247 he registered in a loss at Clemson last season.

► It was the ninth 100-yard kickoff return in school history and the first since Traveon Samuel had one versus Clemson in 2015.

► The Cardinals are third in the country in the country, averaging 29.8 yards a return.

► Hall is averaging 27.8 yards a return on 54 career returns.

KING LOOKS TO MAINTAIN RECORD

► Senior punter Mason King has enjoyed a terrific career as the team's punter. The former St. Xavier product is in his final season holding the school record for career punting average at 42.4 yards a punt. He has punted 216 times for 9,148, which is third all-time in school history for career punting yards.

► With five punts versus Virginia, King became the fourth player in school history with over 200 career punts.

► Through the first 11 games, King is averaging 42.2 yards a boot and has placed 13 punts inside the opposi-

TRACKING THE CARDINALS IN 2019

Opponent	Time	Length	Att.	Halftime	Final	Coin Toss	Kickoff/Receive	1st UL Poss.	1st Opp Poss.	Game Pants	Game Jersey	Game Helmet
Notre Dame	8:06 p.m.	3:21	58,187	14-21	17-35	Lost	Kickoff	TD	TD	Black	Black	Black
Eastern Kentucky	7:05 p.m.	2:57	48,808	14-0	42-0	Won	Kickoff	TD	Punt	White	Red	White
Western Kentucky	4:05 p.m.	3:17	22,665	31-7	38-21	Lost	Kickoff	Punt	Punt	Red	White	Red
Florida State	3:35 p.m.	3:27	46,530	7-21	24-35	Won	Kickoff	Punt	Downs	White	White	Red
Boston College	12:35 p.m.	4:01	46,007	28-22	41-39	Lost	Kickoff	TD	Fumble	White	White	White
Wake Forest	7:35 p.m.	4:04	24,434	31-21	62-59	Won	Kickoff	Punt	Punt	Black	White	Black
Clemson	12:05 p.m.	3:21	51,015	3-17	10-45	Lost	Receive	Interception	FG	White	Red	Red
Virginia	3:35 p.m.	3:23	48,689	7-14	28-21	Win	Receive	Downs	TD	Red	Black	Red
Miami	3:35 p.m.	3:23	53,118	14-35	27-52	Lost	Receive	Punt	TD	White	White	Black
NC State	7:35 p.m.	3:17	54,089	7-10	34-20	Won	Kickoff	Punt	Fumble	Black	White	Black
Syracuse	4:06 p.m.	3:22	46,769	28-10	56-34	Lost	Receive	TD	FG	Red	Red	Red
Kentucky												

AP Top 25

1	LSU(54)	10-0	1542
2	Ohio State(5)	10-0	1478
3	Clemson (3)	11-0	1442
4	Georgia	9-1	1343
5	Alabama	9-1	1263
6	Oregon	9-1	1243
7	Utah	9-1	1155
8	Oklahoma	9-1	1144
9	Penn State	9-1	1030
10	Florida	9-2	984
11	Minnesota	9-1	902
12	Michigan	8-2	829
13	Baylor	9-1	787
14	Wisconsin	8-2	746
15	Notre Dame	8-2	676
16	Auburn	7-3	623
17	Cincinnati	9-1	536
18	Memphis	9-1	520
19	Iowa	7-3	493
20	Boise State	9-1	379
21	SMU	9-1	328
22	Oklahoma State	7-3	200
23	Appalachian State	9-1	154
24	Texas A&M	7-3	132
25	Virginia Tech	7-3	61

Amway Coaches Top 25

1	LSU(54)	10-0	1542
2	Ohio State(5)	10-0	1478
3	Clemson (3)	11-0	1442
4	Georgia	9-1	1343
5	Alabama	9-1	1263
6	Oregon	9-1	1243
7	Utah	9-1	1155
8	Oklahoma	9-1	1144
9	Penn State	9-1	1030
10	Florida	9-2	984
11	Minnesota	9-1	902
12	Michigan	8-2	829
13	Baylor	9-1	787
14	Wisconsin	8-2	746
15	Notre Dame	8-2	676
16	Auburn	7-3	623
17	Cincinnati	9-1	536
18	Memphis	9-1	520
19	Iowa	7-3	493
20	Boise State	9-1	379
21	SMU	9-1	328
22	Oklahoma State	7-3	200
23	Appalachian State	9-1	154
24	Texas A&M	7-3	132
25	Virginia Tech	7-3	61

tion's 20-yard line. He ranks 53rd nationally and 10th in the ACC in punting with his 41.7 per punt average.

▶ The former St. Xavier graduate had his best game of the season against Syracuse, averaging a season high 50.0 yards a kick and had two punts of over 50 yards, including a 52-yarder. He also placed a punt inside the opposition's one yard-line,

▶ The Louisville native averaged 40.6 yards per punt last season — the lowest of his career — and placed a career high 19 punts inside the opponents' 20-yard line. He booted a career best nine punts in a loss to Boston College and had season best 46.5 yards a punt in a win over Indiana State in the home opener.

▶ King set a school record by averaging 43.9 yards a punt in 2016 and 2017 and connected on 24 punts of better than 50 yards in those seasons combined. He nailed a career long 60-yard punt versus Clemson in a 42-36 loss to the Tigers.

GETTING MORE PRESSURE

▶ Totalling 11 sacks in 12 games in 2018 was definitely a problem, and the Cardinals have addressed it in a big way.

▶ In the first 11 games, the Cardinals have surpassed that total with 23 sacks this season— five coming against Eastern Kentucky on Sept. 7 and four in the win over Virginia on Oct. 26.

▶ The Cardinals, who ranked 125th last season with an average of 0.92 sacks per game, are 70th in the country and 12th in the ACC with an average of 2.1 sacks a game.

▶ Thirteen different players have recorded sacks in the first 11 contests, led by linebacker **Monty Montgomery**, who has a team high 5.0 sacks despite limited playing time. **Dayna Kinnaird** joined the club against Miami with his first career sack. **Malik Clark** assisted on a sack versus Syracuse and **Amonte Caban** added his first of the season.

▶ **G.G. Robinson**, who entered the season with 2.0 career sacks, is second on the squad with a career best 4.0 sacks. **Jared Goldwire** has registered his first 2.0 career sacks, while **Rodjay Burns** also owns 2.0 sacks in 2019.

▶ **Yasir Abdullah** recorded his first career sack in the first quarter and Goldwire recorded his first career sack in the second quarter in the win over Eastern Kentucky. Montgomery notched his first sack against Western Kentucky.

▶ **C.J. Avery** and **Dorian Etheridge** added their first sacks on the year in the loss to Florida State on Sept. 21.

BURNS EXCELS IN MOVE TO LINEBACKER

▶ Outside linebacker **Rodjay Burns** continues to excel in Bryan Brown's defensive scheme.

▶ Moved from cornerback, Burns is second on the team with 72 tackles after recording 12 in the win over Syracuse — the second double-digit tackle game of his career. He was credited with a career best 16 tackles in the win over Wake Forest on Oct. 12.

▶ Despite the defense giving up 59 points, Burns was the team leader in tackles, and also recorded 2.0 tackles for loss, a forced fumble, and his third career interception.

▶ The transfer from Ohio State is the team's leader with 9.0 tackles for loss and also owns a pair of sacks.

▶ He recorded six tackles versus Notre Dame and seven against Eastern Kentucky

▶ The former Trinity High product scooped up a fumble and returned it 30 yards against Western Kentucky for his first defensive touchdown and the first non-offensive score of the Scott Satterfield era.

ETHERIDGE CONTINUES STRONG CAREER

▶ Junior **Dorian Etheridge** has been the leader of the defense over the last three seasons, and 2019 has been much of the same. The native of Charleston, W. Va., has registered 201 tackles in 33 games. He's fourth with 63 tackles and also has 6.5 tackles for loss this season.

▶ In the last two games, Etheridge posted double-digit tackle totals for the first time in his career, recording 23 stops in the last two games. He recorded a season high 12 tackles versus Syracuse after being credited with 11 tackles and his first career interception in the win over NC State on Nov. 16.

▶ Etheridge has five games of seven or more tackles in his junior season,

▶ He opened the season with three tackles and recovered a fumble in the loss to the Irish, while being credited with seven tackles and one for a loss in the win over Eastern Kentucky.

▶ The 2018 campaign saw him miss a pair of games, totaling 55 tackles and 4.0 tackles for loss.

▶ As a true freshman in 2017, Etheridge was named a freshman All-American after leading the team with 83 tackles, including a career best 14 stops versus Boston College.

▶ In his career, Etheridge has recorded five games of 10 or more tackles.

SEASON RECEIVING

1.	101	Arnold Jackson (1,209 yards)	1999
2.	90	Arnold Jackson (1,165 yards)	1998
3.	75	J.R. Russell (1,213 yards)	2003
4.	73	J.R. Russell (968 yards)	2004
5.	72	Deion Branch (1,188 yards)	2001
6.	71	Harry Douglas (1,159 yards)	2007
7.	71	Deion Branch (1,016 yards)	2000
8.	70	Harry Douglas (1,265 yards)	2006
9.	70	Jamie Asher (794 yards)	1994
10.	67	Joshua Tinch (855 yards)	2005
	67	Miguel Montano (875 yards)	1997

SEASON RECEIVING YARDS

1.	1,265	Harry Douglas (70 catches)	2006
2.	1,213	J.R. Russell (75 catches)	2003
3.	1,209	Arnold Jackson (101 catches)	1999
4.	1,188	Deion Branch (72 catches)	2001
5.	1,165	Arnold Jackson (90 catches)	1998
6.	1,159	Harry Douglas (71 catches)	2007
7.	1,112	Mark Clayton (53 catches)	1982
8.	1,072	Tutu Atwell (57 catches)	2019

SEASON RECEIVING TOUCHDOWNS

1.	12	DeVante Parker	2013
2.	12	Ibn Green	1998
3.	11	Tutu Atwell	2019
4.	10	DeVante Parker	2012
	10	Arnold Jackson	1998
	10	Anthony Cummings	1990
7.	9	Dez Fitzpatrick	2017
	9	Deion Branch	2001
	9	Deion Branch	2000
	9	Lavell Boyd	1999
	9	Arnold Jackson	1999
	9	Kevin Cook	1993

CAREER RECEIVING TOUCHDOWNS

1.	33	DeVante Parker	2011-14
2.	33	Ibn Green	1996-99
3.	31	Arnold Jackson	1997-2000
4.	25	Anthony Cummings	1987-90
5.	19	J.R. Russell	2001-04
6.	18	Deion Branch	2000-01
	18	Dez Fitzpatrick	2017-Present
8.	17	Gary Barnidge	2004-07
9.	16	Mario Urrutia	2005-07
10.	15	Jaylen Smith	2015-18
	15	Harry Douglas	2004-07
	15	Ronnie Ghent	2000-03

AVERY BUILDS OFF 2018

- ▶ Junior **C.J. Avery** finished second on the team in tackles last year despite missing three games. He recorded a career high 15 tackles in a loss to Boston College and seven against Wake Forest.
- ▶ The 2019 season has seen the product of Grenada, Miss., move into the team lead with 77 tackles and owns one sack.
- ▶ He has recorded over six tackles in eight of the 11` games this year after recording nine tackles versus Syracuse on Nov. 23.
- ▶ He recorded a season high 13 tackles and a pass break-up in the win over Wake Forest and had nine stops on Sept. 21 in a loss at Florida State
- ▶ His 77 stops are the most among the linebackers.

PASS HAS REACHED CAREER HIGH IN TACKLES

- ▶ Senior **Khane Pass** is putting together an impressive senior season, recording seven or more tackles in four of his last seven contests. The Columbus, Ga., has been credited with 51 tackles over that span.
- ▶ He recorded 12 tackles versus Florida State and Boston College and added 10 against Wake Forest. In the loss to Clemson on Oct. 19, was tied for the team lead with seven tackles.
- ▶ Pass is third on the team lead with 71 tackles and has totaled 51 solo tackles, which is tops on the team, and stands 156th in the country with an average of 6.6 tackles per game.
- ▶ He opened the season with six stops versus Notre Dame and had 12 tackles versus Florida State and Boston College
- ▶ In 44 career games, the Columbus, Ga., native has totaled 167 career tackles.

INTERCEPTION STREAK

- ▶ After going the first four games without an interception, the Cardinals might have found something in the secondary. Over the last seven games, the Cardinals have registered seven interceptions — which is the total for the entire season. Seven different players have totaled interceptions this season.
- ▶ **Dorian Etheridge** was the latest to record an interception when registered his first career interception in the 34-20 win over NC State— becoming the seventh different player to register an interception this year.
- ▶ **Chandler Jones** recorded his first career interception in the 28-21 win over Virginia on Oct. 26 — becoming the sixth different player to register an interception this year.
- ▶ **Russ Yeast** and **Jack Fagot** recorded their first interceptions of their career in the loss to Clemson on Saturday, picking off Heisman Trophy candidate Trevor Lawrence.
- ▶ The previous week, **Rodjay Burns** and **Yasir Abdullah** picked off passes the previous week in the win over Wake Forest.
- ▶ The Cardinals stopped their streak when cornerback **Anthony Johnson** registered his second career interception and the first of the entire season against Boston College. Opponents had thrown 142 passes without an interception.

JONES HAS QUIETLY PERFORMED WELL

- ▶ Cornerback **Chandler Jones** has quietly performed at a high level this season, recording 45 tackles 3.5 tackles for loss and one interception.
- ▶ Jones has started all 11 games at cornerback this season and recorded his first interception of his career in the win over Virginia.
- ▶ The Miami, Fla., native is sixth in the ACC in passes defended with an average of 1.14 per game. He recorded a career best eight tackles in the win over Virginia on Oct. 26.
- ▶ As a true freshman last year, Jones recorded 17 tackles in 11 games.

SCOTT SATTERFIELD

Head Coach • 1st Season • Appalachian St. '95

Scott Satterfield, who guided his teams to three consecutive Sun Belt Conference championships, was named the 23rd head football coach at the University of Louisville on Dec. 4, 2018.

Satterfield compiled a remarkable 51-24 record at Appalachian State, including a 38-10 conference mark in six seasons with the Mountaineers. His conference record of 34-6 in five Sun Belt seasons is the best in the league over that span. Notably, he became the first coach to lead a school from the FCS level to FBS and immediately earn three-consecutive bowl wins.

In the Mountaineers' short time in the FBS era, Satterfield directed Appalachian State to three-straight conference titles and led the program to four straight bowl appearances.

Hosting the first Sun Belt Conference Championship Game in league history, Appalachian State won 30-19 against Louisiana to claim its third straight league title and earn an automatic bid to face Middle Tennessee of Conference USA in the R-L Carriers New Orleans Bowl.

In 23 seasons at Appalachian State, including five as a quarterback (1991-95) and 12 as an assistant coach (1998-2008, 2012), the Mountaineers secured three NCAA Division I FCS national titles and 11 conference championships.

This past season, the Mountaineers were 10-2 and captured the East Division title behind a 7-1 league record. The team has compiled five straight wins heading into its bowl appearance, outscoring opponents 157-60.

Defensively, the Mountaineers were sixth nationally in total defense, yielding only 279.3 yards per game and sixth allowing 15.7 points per contest. On offense, Satterfield's team averaged 36.7 points per game, which is 20th in the country, and 15th in rushing offense behind 241.0 yards per game on the ground.

In 2017, Appalachian State registered a 9-4 mark that included a 7-1 record within the league and a 34-0 win over Toledo in the Dollar General Bowl. The Mountaineers ranked among the top 20 teams nationally in fewest sacks allowed (No. 2 with eight), first downs allowed (No. 20 with 222), fewest passes picked off by opposing defenses (No. 8 with six), defensive interceptions (No. 12 with 18), sacks per game (No. 17 with 2.92), and turnover margin (No. 11 with 0.92).

In 2016, the Mountaineers completed a 10-win season, winning nine of their last 10 contests to finish at 10-3 overall – capped by a 31-28 win over Toledo in the Camellia Bowl. The Mountaineers' two losses came at the hands of ranked opponents, opening the season with a 20-13 overtime loss to No. 9 Tennessee and a defeat to No. 25 Miami two weeks later.

They put together one of the most statistically complete seasons in league history, allowing less than 12 points per game in Sun Belt action. Overall, the Mountaineers led the conference in scoring defense (17.0 points per game), total defense (326.0 yards per game), rushing offense (245.6 yards per game), turnover margin (+8), and time of possession (33:25). In conference games, Appalachian State led the league in total offense (452.5 yards per game).

In 2015, Satterfield's third year leading the Mountaineers,



the team posted an 11-2 record. It was the highest win total by an FBS program in its first season of bowl eligibility after completing the transition. The Mountaineers ranked among the Sun Belt's top two in 19 of the league's 33 statistical categories.

Known as an innovative offensive mind, Satterfield's team that season scored over 28 points in 11 games. To add to that success, the Mountaineers finished 11th in the nation in total defense, yielding only 314.5 yards per game, and 14th in the country in scoring defense at 19.1 points per game. Appalachian State held seven opponents to 14 points or less, including a pair of shutouts.

The Hillsborough, N.C., native won four games in his first season, but steadily improved the program over the next five seasons. In 2014, Satterfield's squad captured a 7-5 mark, winning its final six games to close out its first season as an FBS member.

Satterfield spent the first 11 seasons of his professional career in Boone, coaching the Mountaineers' wide receivers (1998), running backs (1999-02) and quarterbacks (2003-08). He was an integral part of Appalachian State's transition from a Power-I to a Spread offense in 2004.

With Satterfield serving as the Mountaineers' primary play-caller, Appalachian State ranked among the nation's top 20 in five major offensive statistical categories (scoring, rushing, passing, passing efficiency and total offense) from 2004-08. In 2007, the season in which Appalachian State took down Michigan, the Mountaineers led the nation with a school-record 488.3 yards of total offense per game.

Prior to his return to Appalachian State as the assistant head coach and offensive coordinator in 2012, Satterfield spent one season as the passing game coordinator and quarterbacks coach at Toledo (2009) and two as the offensive coordinator at FIU (2010-11).



Personal

- **Bachelor's Degree:** Appalachian State (Physical Education, 1996)
- **Wife:** Beth (Burleson)
- **Sons:** Bryce and Isaac
- **Daughter:** Alli

LOUISVILLE (2019)
Head Coach

APPALACHIAN STATE (2012-18)
Head Coach (2013-18)
Offensive Coordinator (QB) (2012)

FIU (2010-11)
Offensive Coordinator (QB)

TOLEDO (2009)
Passing Game Coordinator (QB)

APPALACHIAN STATE (1998-2008)
Assistant Coach (QB) (2003-08)
Assistant Coach (RB) (1999-2002)
Assistant Coach (WR) (1998)

SATTERFIELD'S HEAD COACHING RECORD

2013	Appalachian State (HC)	4-8
2014	Appalachian State (HC)	7-5
2015	Appalachian State (HC)	11-2
2016	Appalachian State (HC)	10-3
2017	Appalachian State (HC)	9-4
2018	Appalachian State (HC)	10-2
2019	Louisville (HC)	7-4

Overall Record	195-86
Head Coach Record	58-28
Record As Assistant	137-58

SATTERFIELD GAME-BY-GAME

2013 (4-8, 4-4 SoCon)

Date	Opponent	Score
Aug. 31	at Montana	L, 6-30
Sep. 7	North Carolina A&T	L, 21-24
Sep. 21	at Elon	W, 31-21
Sep. 28	Charleston Southern	L, 24-27
Oct. 5	at The Citadel	L, 28-31
Oct. 12	Samford	L, 10-34
Oct. 19	at Furman	L, 10-27
Oct. 26	Georgia Southern	W, 38-14
Nov. 2	Chattanooga	L, 28-35
Nov. 9	at Georgia	L, 6-45
Nov. 16	at Wofford	W, 33-21
Nov. 23	Western Carolina	W, 48-27

2014 (7-5, 6-2 Sun Belt)

Date	Opponent	Score
Aug. 30	at Michigan	L, 14-52
Sep. 6	Campbell	W, 66-0
Sep. 20	at Southern Miss.	L, 20-21
Sep. 25	at Georgia Southern	L, 14-34
Oct. 4	South Alabama	L, 21-47
Oct. 11	Liberty	OT L, 48-55
Oct. 18	at Troy	W, 53-14
Nov. 1	Georgia State	W, 44-0
Nov. 8	UL Monroe	W, 31-29
Nov. 15	at Arkansas State	W, 37-32
Nov. 22	at UL Lafayette	W, 35-16
Nov. 29	Idaho	W, 45-28

2015 (11-2, 7-1 Sun Belt)

Date	Opponent	Score
Sep. 5	Howard	W, 49-0
Sep. 12	at Clemson	L, 10-41
Sep. 26	at Old Dominion	W, 49-0
Oct. 3	Wyoming	W, 31-13
Oct. 10	at Georgia State	W, 37-3
Oct. 17	at UL Monroe	W, 59-14
Oct. 22	Georgia Southern	W, 31-13
Oct. 31	Troy	W, 44-41
Nov. 5	Arkansas State	L, 27-40
Nov. 14	at Idaho	W, 47-20
Nov. 28	UL Lafayette	W, 28-7
Dec. 5	at South Alabama	W, 34-27
Dec. 19	Ohio ^	W, 31-29

^ - Raycom Media Camellia Bowl

2016 (10-3, 7-1 Sun Belt)

Date	Opponent	Score
Sep. 1	Tennessee	L, 13-20
Sep. 10	Old Dominion	W, 31-17
Sep. 17	Miami (Fla.)	L, 10-45
Sep. 24	at Akron	W, 45-38
Oct. 1	Georgia State	W, 17-3
Oct. 12	at UL Lafayette	W, 24-0
Oct. 22	Idaho	W, 37-19
Oct. 27	at Georgia Southern	W, 34-10
Nov. 5	Texas State	W, 25-10
Nov. 12	at Troy	L, 24-28
Nov. 19	UL Monroe	W, 42-17
Nov. 26	at New Mexico State	W, 37-7
Dec. 17	Toledo ^	W, 31-28

^ - Raycom Media Camellia Bowl

2017 (9-4, 7-1 Sun Belt)

Date	Opponent	Score
Sep. 2	at Georgia	L, 10-31
Sep. 9	Savannah State	W, 54-7
Sep. 16	at Texas State	W, 20-13
Sep. 23	Wake Forest	L, 19-20
Oct. 7	New Mexico State	W, 45-31
Oct. 14	at Idaho	W, 23-20
Oct. 21	Coastal Carolina	W, 37-29
Oct. 28	at UMass	2OT L, 27-30
Nov. 4	at UL Monroe	L, 45-52
Nov. 9	Georgia Southern	W, 27-6
Nov. 25	at Georgia State	W, 31-10
Dec. 2	Louisiana	W, 63-14
Dec. 23	Toledo ^	W, 34-0

^ - Dollar General Bowl

2018 (11-2, 7-1 Sun Belt)

Date	Opponent	Score
Sep. 1	at Penn State	OT L, 38-45
Sep. 8	at Charlotte	W, 45-9
Sep. 22	Gardner Webb	W, 72-7
Sep. 29	South Alabama	W, 52-7
Oct. 9	at Arkansas State	W, 35-9
Oct. 20	Louisiana	W, 27-17
Oct. 25	at Georgia Southern	L, 14-34
Nov. 3	at Coastal Carolina	W, 23-7
Nov. 10	at Texas State	W, 38-7
Nov. 17	Georgia State	W, 45-17
Nov. 24	Troy	W, 21-10
Dec. 1	Louisiana ^	W, 30-19

2019 (7-4, 5-3 ACC)

Date	Opponent	Score
Sep. 2	Notre Dame	L, 17-35
Sep. 7	Eastern Kentucky	W, 42-0
Sept. 14	vs. Western Kentucky	W, 38-21
Sept. 21	at Florida State*	L, 24-35
Oct. 5	Boston College*	W, 41-39
Oct. 12	at #19 Wake Forest*	W, 62-59
Oct. 19	#3 Clemson*	L, 10-45
Oct. 26	Virginia*	W, 28-21
Nov. 9	at Miami (Fla.)*	L, 27-52
Nov. 16	at NC State*	W, 34-20
Nov. 23	Syracuse*	W, 56-34

RECORD VS. ALL OPPONENTS

Akron	1-0
Arkansas State	2-1
Boston College	1-0
Campbell	1-0
Charleston Southern	0-1
Charlotte	1-0
Chattanooga	0-1
The Citadel	0-1
Clemson	0-2
Coastal Carolina	2-0
Eastern Kentucky	1-0
Elon	1-0
Florida State	0-1
Furman	0-1
Gardner-Webb	1-0
Georgia	0-2
Georgia Southern	4-2
Georgia State	5-0
Howard	1-0
Idaho	4-0
Liberty	0-1
Louisiana	6-0
Massachusetts	0-1
Miami (Fla.)	0-2
Michigan	0-1
Montana	0-1
NC State	1-0
New Mexico State	2-0
North Carolina A&T	0-1
Notre Dame	0-1
Ohio	1-0
Old Dominion	2-0
Penn State	0-1
Samford	0-1
Savannah State	1-0
South Alabama	2-1
Southern Miss	0-1
Syracuse	1-0
Tennessee	0-1
Texas State	3-0
Toledo	2-0
Troy	3-1
ULM	3-1
Virginia	1-0
Wake Forest	1-1
Western Carolina	1-0
Western Kentucky	1-0
Wofford	1-0
Wyoming	1-0
TOTAL	58-28

COACHING STAFF



BRYAN BROWN

Defensive Coordinator/Cornerbacks

Game Location: Field

The architect of one the nation's top defenses in 2017, Bryan Brown was promoted into the defensive coordinator position with the Mountaineers where he tutored one of the top defensive units in the nation.

In leading the Mountaineers to their third-straight Sun Belt title, a 10-2 record and a fourth consecutive bowl appearance, Brown's defense ranked sixth nationally in scoring defense at 15.7 points per game, holding the opposition to 10 or fewer points in seven contests. Brown's unit also ranked third in the country in passing defense (148.1) and sixth in total defense (279.3).

Before earning a promotion to the defensive coordinator position, Brown served as the cornerbacks coach at Appalachian State from 2012-17, leading one of nation's most opportunistic units.



CORT DENNISON

Co-Defensive Coordinator/Outside Linebackers

Game Location: Press Box

Cort Dennison returned to the University of Louisville football staff in January of 2019 as the co-defensive coordinator and outside linebackers coach.

Before coaching the 2018 season at Oregon, Dennison spent four seasons with the Cardinals (2014-17), where he established himself as a quality young coach and one of the best recruiters in the nation.

A Salt Lake City, Utah, native, Dennison coached the outside linebackers and assisted in bringing one of the highest-rated recruiting classes in Oregon history.

For his abilities, Dennison was named to 247Sports' 30 Under 30 coaching list in 2017 and 2018. Before moving west, he ranked seventh on InsidetheACC's Top 10 Recruiters list after the 2017 season. This past season, Dennison was chosen to ESPN's 40 under 40. five sacks, five forced fumbles and an interception.



DWAYNE LEDFORD

Offensive Coordinator/Offensive Line

Game Location: Field

Considered one of the top offensive line tacticians in the country, Dwayne Ledford was named the offensive coordinator and offensive line coach.

Ledford joins the Louisville staff after three seasons as the offensive line coach and run game coordinator at NC State, where he helped construct the Wolfpack's offensive lines into one of the best units in the ACC. Senior Garrett Bradbury was a consensus All-American earned Associated Press All-America honors and won the Rimington Trophy as the nation's top center. Bradbury and left tackle Tyler Jones both made the All-ACC team this season. It was the first time since 1974 the Pack had two from the offensive linemen on the first-team.

The Wolfpack had a 1,000-yard rusher in each season of Ledford's tenure. NC State went from 2002 to 2015 without a 1,000-yard rusher, which was the longest drought in the country.

A two-time Broyles Award (2014, 2017) nominee, Ledford saw four of his five starters on the offensive linemen line earn All-ACC honors in 2017: Tony Adams, Bradbury, Tyler Jones and Will Richardson (2nd), who was drafted in the fourth round by the Jacksonville Jaguars.



GUNTER BREWER

Wide Receivers

Game Location: Field

A veteran with over 30 years of coaching experience, Brewer joined the staff after one season coaching the Philadelphia Eagles in the National Football League.

While in Philadelphia, Brewer helped guide the Eagles to a trip to the playoffs before losing a heartbreaker to the New Orleans Saints in the Divisional Round.

Before his stint in the NFL, Brewer made his name in the college game after coaching a trio of Biletnikoff Award finalists throughout his career – Randy Moss, Dez Bryant and Justin Blackmon. Both Moss and Blackmon went on win the award, making Brewer one of three college coaches to coach multiple winners.

Brewer has a long history of coaching wide receivers in the Atlantic Coast Conference after mentoring the wide outs at North Carolina for 11 years, including six as the co-offensive coordinator from 2012-17.

While with the Tar Heels, he coached four of the top five wide receivers in career receptions at UNC. Ryan Switzer owns the school record with 244, followed by Quinshad Davis in second place (205), Jawarski Pollock in fourth (177) and Erik Highsmith in fifth (167).



SHADON BROWN

Safeties

Game Location: Press Box

A veteran of the coaching profession and a Kentucky native, ShaDon Brown spent the 2017-18 seasons as part of Mike MacIntyre's staff at Colorado as the secondary coach, and was promoted to defensive passing game coordinator for the 2018 season.

The Colorado secondary thrived over Brown's two years, allowing opponents to complete just 56.2 percent of passes. The Buffaloes led the Pac-12 Conference in opposing completion percentage (56.7 percent) this season and ranked fourth in 2017.

Brown coached a pair of All-Conference selections at Colorado with Evan Worthington garnering honorable mention honors in 2018. Isaiah Oliver was a first team All-Pac-12 selection in 2017 and was a second round selection by the Atlanta Falcons in the 2018 National Football League draft.

Prior to his time in Boulder, Brown spent the 2016 season coaching cornerbacks at Army. The Black Knights had one of the top defensive back units in the country, ranking sixth nationally in passing defense (170.2 yards per game), 11th in interceptions (17) and 17th in pass efficiency defense (115.12 rating).

Brown was part of Army's turnaround from 2-10 in 2015 to an 8-5 record in 2016 that included a win over North Texas in the Heart of Dallas Bowl.



STU HOLT

Tight Ends/Special Teams

Game Location: Field

Stu Holt, a 22-year coaching veteran and one of the top special teams coaches in the nation.

Before joining the Louisville staff, Holt spent four seasons coaching the running backs and serving as the special teams coordinator at Appalachian State, guiding the Mountaineers to three consecutive conference championships and four bowl appearances.

Holt's running backs eclipsed the 1,000-yard mark in four consecutive seasons, including Darrynton Evans, who ranked in the top-20 nationally with 1,187 yards and averaged better than 6.6 yards per carry in guiding the Mountaineers to an 11-2 mark and their third straight Sun Belt title. Evans earned first team all-Sun Belt and third team all-purpose.

The Mountaineers recorded 10 100-yard running games and averaged 240.3 yards on the ground, tallying 10 games of 200 or more yards on the ground.

COACHING STAFF



MARK IVEY

Defensive Line

Game Location: Field

Mark Ivey, a long-time assistant at Appalachian State, takes over as the defensive line coach at Louisville.

Before joining the Louisville staff, Ivey spent seven seasons with the Mountaineers, coaching the outside linebackers and the defensive line.

Ivey was promoted to interim head coach following Satterfield's departure to Louisville, guiding the Mountaineers to a 45-13 win over Middle Tennessee in the 2018 R+L Carriers New Orleans Bowl.

In guiding Appalachian State to a win in the first Sun Belt Championship Game and picking up a bowl win, Ivey worked with a defensive line that included All-Sun Belt first-team pick MyQuon Stout, who recorded 21 tackles. Ivey's coaching development helped three walk-ons become regular contributors as part of a nine-man rotation.

Before the 2018 season, Ivey was promoted to assistant head coach to go along with his duties as the defensive line coach.

Assisting on the defensive side of the football, Appalachian State's defense ranked 17th nationally in 2017 with 38 sacks.



DALE JONES

Inside Linebackers

Game Location: Field

Veteran defensive coach Dale Jones spent 23 seasons at Appalachian State.

Before joining the Louisville staff, Jones was a consistent fixture on the Appalachian State defensive staff, assisting in a period of growth and success, especially on the

defensive side of the football. The Mountaineers won three straight league titles and made four consecutive postseason appearances.

In addition to coaching the inside linebackers, Jones was elevated to a co-defensive coordinator position in 2018. Jones' defense was the main reason the Mountaineers won the inaugural Sun Belt Championship Game and dominated Middle Tennessee in the school's fourth-straight bowl appearance.

With Jones assisting with the defense, Appalachian State was one of the best in the Sun Belt Conference and ranked highly in a number of national defensive statistics. The Mountaineers ranked fifth nationally in scoring defense and passing defense, while closing the year sixth in total defense.

Under the guidance of Jones, Jordan Fehr was a first team all-Sun Belt honoree after finishing the season with 85 stops, 7.5 tackles for loss and 5.5 sacks, while Anthony Flory earned third team accolades after finishing with 96 tackles and 6.0 tackles for loss. The duo ranked among the top linebackers from bowl teams in tackles per game.

Jones came to Appalachian State in 1996 and served as the team's defensive line coach and special teams coordinator for nine seasons (1996-2004). He began an eight-year tenure as the Mountaineers' linebackers coach in 2005 and was also the program's defensive coordinator for three seasons (2010-12). He directed the defensive line in 2013 before taking over the inside linebackers in 2014.



NORVAL MCKENZIE

Running Backs

Game Location: Field

Norval McKenzie, who was a 2018 Broyles Award nominee, spent the previous three seasons as the running backs coach at Arkansas State.

In 2018, McKenzie's running backs were an integral component of the offense that averaged 186.4 yards on the ground, guiding the Red Wolves to an 8-5 record and a win over Nevada in the Arizona Bowl.

As the special teams coordinator, McKenzie's units were some of the best all-time and in the nation. The Red Wolves set an NCAA record for punt return defense by holding opponents to -15 yards for the season, and closing the year ranked sixth nationally in kick return defense.

Murray, who finished seventh in the Sun Belt in rushing, ran for 860 yards and eight scores, while Wand totaled 792 yards and four touchdowns to help the Red Wolves finish fifth in the conference in rushing. Wand closed his career finishing in the top 10 in school history in rushing yards.

McKenzie's impact was felt during his second season, helping the Red Wolves rank No. 10 in the nation in total offense, averaging a school-record 494.8 yards per game. The unit also accounted for 10 combined touchdowns as the team ranked No. 13 in the country in scoring offense with 37.8 points per game. In that season, Wand and Johnson combined for 1,145 yards and nine touchdowns.

In McKenzie's first season in 2016, the Red Wolves won a Sun Belt Conference championship with a 7-1 record and defeated UCF 31-13 in the Cure Bowl. rushed for a team-high 879 yards, while also posting 24 receptions for 279 yards and three more scores.

Before his stint at Arkansas State, McKenzie spent five seasons at Furman, serving as the running backs coach, special teams coordinator and recruiting coordinator.



FRANK PONCE

Quarterbacks

Game Location: Press Box

Regarded as one of the top recruiters in the state of Florida, Frank Ponce came to Louisville after six successful seasons as the co-offensive coordinator/passing game coordinator at Appalachian State.

Ponce's six seasons as Appalachian State's co-offensive coordinator and quarterbacks coach coincided with a resurgence for the Mountaineers. Over that span, Ponce spearheaded an improved offense that finished with a 50-24 record and three consecutive Sun Belt championships.

Appalachian State ranked 15th nationally in rushing offense in 2018, while ranking 20th in scoring offense. The Mountaineers scored 30 or more points in nine games. In assisting with a potent running attack, Ponce's offense totaled nine games of rushing for over 200 yards.

Ponce tutored Sun Belt Offensive Player of the Year Zac Thomas to a stellar statistical season in his only year as the starter. Thomas led the league in QBR (No. 12 FBS, 79.3), yards per pass attempt (No. 30 FBS, 8.1) and yards per completion (No. 37 FBS, 12.93). With TD runs of 25 and 35 yards in the Sun Belt title game pushing his season total to 10 rushing TDs, the 11th-best mark among FBS QBs, he is 63-of-97 passing for 717 yards with 11 total TDs (seven passing) and no INTs since returning to the lineup after missing four games with an injury.

Leading Appalachian State to an 11-2 record, Ponce's potent aerial attack led the Sun Belt in passing efficiency (163.2), which stood seventh-best nationally, en route to the No. 2 best red zone offense in the conference.

In his first season at Appalachian State (2013), Ponce directed the Southern Conference's No. 2-ranked passing game (271.8 ypg).

Ponce arrived in Boone, N.C. after six seasons (2007-12) as the wide receivers coach at Florida International, where he worked with Satterfield for the two seasons that Satterfield served as FIU's offensive coordinator (2010-11).

2019 Schedule and Results

Date	Opponent	Result	Score	Record	Conference	Time	Attend
Sept. 2	#9 Notre Dame	L	17-35	0-1	0-0	3:21	58187
Sept. 7	Eastern Kentucky	W	42-0	1-1	0-0	2:57	48808
Sept. 14	vs. Western Kentucky	W	38-21	2-1	0-0	3:22	22665
Sept. 21	at Florida State *	L	24-35	2-2	0-1	3:27	46530
Oct. 5	Boston College *	W	41-39	3-2	1-1	3:26	46007
Oct. 12	at #17 Wake Forest *	W	62-59	4-2	2-1	4:04	24434
Oct. 19	#2 Clemson *	L	10-45	4-3	2-2	3:21	51015
Oct. 26	Virginia *	W	28-21	5-3	3-2	3:23	48689
Nov. 9	at Miami (FL) *	L	27-52	5-4	3-3	3:23	53111
Nov. 16	at NC State *	W	34-20	6-4	4-3	3:17	54089
Nov. 23	SYRACUSE *	W	56-34	7-4	5-3	3:22	46769

*ACC Game

Team Statistics

TEAM STATISTICS	LOU	OPP
SCORING	379	361
Points Per Game	34.5	32.8
Points Off Turnovers	55	52
FIRST DOWNS	223	246
Rushing	110	103
Passing	95	125
Penalty	18	18
RUSHING YARDAGE	2360	2015
Yards gained rushing	2729	2270
Yards lost rushing	369	255
Rushing Attempts	474	422
Average Per Rush	5.0	4.8
Average Per Game	214.5	183.2
TDs Rushing	21	19
PASSING YARDAGE	2627	2819
Comp-Att-Int	151-258-8	225-377-7
Average Per Pass	10.2	7.5
Average Per Catch	17.4	12.5
Average Per Game	238.8	256.3
TDs Passing	28	29
TOTAL OFFENSE	4987	4834
Total Plays	732	799
Average Per Play	6.8	6.1
Average Per Game	453.4	439.5
KICK RETURNS: #-Yards	26-775	48-1119
PUNT RETURNS: #-Yards	15-187	16-81
INT RETURNS: #-Yards	7-38	8-38
KICK RETURN AVERAGE	29.8	23.3
PUNT RETURN AVERAGE	12.5	5.1
INT RETURN AVERAGE	5.4	4.8
FUMBLES-LOST	16-8	17-9
PENALTIES-Yards	80-670	64-510
Average Per Game	60.9	46.4
PUNTS-Yards	49-2050	53-2234
Average Per Punt	41.8	42.2
Net punt average	38.1	37.9
KICKOFFS-Yards	69-4033	60-3704
Average Per Kick	58.4	61.7
Net kick average	37.5	36.3
TIME OF POSSESSION/Game	31:02	28:58
3RD-DOWN Conversions	63/147	59/154
3rd-Down Pct	43%	38%
4TH-DOWN Conversions	12/19	9/20
4th-Down Pct	63%	45%
SACKS BY-Yards	23-158	29-166
MISC YARDS	0	0
TOUCHDOWNS SCORED	51	48
FIELD GOALS-ATTEMPTS	8-12	8-12
ON-SIDE KICKS	0-1	3-7
RED-ZONE SCORES	(33-40) 82%	(38-46) 83%
RED-ZONE TOUCHDOWNS	(28-40) 70%	(33-46) 72%
PAT-ATTEMPTS	(49-51) 96%	(47-47) 100%
ATTENDANCE	299475	178164
Games/Avg Per Game	6/49912	4/44541
Neutral Site Games		1/22665

Individual Offensive Statistics

RUSHING	GP	Att	Gain	Loss	Net	Avg	TD	Long	Avg/G
Hawkins, J.	11	219	1352	74	1278	5.8	7	66	116.2
Hall, H.	11	98	515	47	468	4.8	5	58	42.5
Cunningham, M.	10	96	522	148	374	3.9	6	48	37.4
Pass, J.	2	20	136	32	104	5.2	2	24	52.0
Conley, E.	6	22	136	42	94	4.3	1	41	15.7
Burkley, M.	8	6	27	0	27	4.5	0	12	3.4
Atwell, T.	11	7	32	12	20	2.9	0	11	1.8
Peterson, T.	11	1	9	0	9	9.0	0	9	0.8
TEAM	7	5	0	14	-14	-2.8	0	0	-2.0
Total.....	11	474	2729	369	2360	5.0	21	66	214.5
Opponents.....	11	422	2270	255	2015	4.8	19	49	183.2

PASSING	G	Effic	Cmp-Att-Int	Pct	Yds	TD	Lng	Avg/G
Cunningham, M.	10	198.74	90-145-4	62.1	1708	19	90	170.8
Conley, E.	6	146.17	36-63-3	57.1	582	4	62	97.0
Pass, J.	2	136.78	24-46-1	52.2	330	4	50	165.0
Atwell, T.	11	0.00	0-2-0	0.0	0	0	0	0.0
TEAM	7	0.00	0-1-0	0.0	0	0	0	0.0
Chalifoux, R.	4	488.80	1-1-0	100.0	7	1	7	1.8
Total.....	11	173.67	151-258-8	58.5	2627	28	90	238.8
Opponents.....	11	144.16	225-377-7	59.7	2819	29	81	256.3

RECEIVING	G	No.	Yds	Avg	TD	Lng	Avg/G
Atwell, T.	11	57	1072	18.8	11	90	97.5
Fitzpatrick, D.	11	30	562	18.7	6	74	51.1
Ford, M.	11	17	239	14.1	5	48	21.7
Dawkins, S.	11	16	348	21.8	3	77	31.6
Wakefield, K.	11	6	73	12.2	0	22	6.6
Marshall, J.	8	4	99	24.8	0	35	12.4
Hall, H.	11	4	46	11.5	0	14	4.2
Hawkins, J.	11	3	54	18.0	0	40	4.9
Davis, J.	9	3	47	15.7	1	28	5.2
Jackson, T.	5	3	19	6.3	0	9	3.8
Peete, D.	10	2	37	18.5	0	26	3.7
Pfeifer, E.	11	2	7	3.5	2	6	0.6
Johnson, J.	3	1	12	12.0	0	12	4.0
Little, T.	2	1	9	9.0	0	9	4.5
Martin, I.	10	1	8	8.0	0	8	0.8
Pass, J.	2	1	-5	-5.0	0	0	-2.5
Total.....	11	151	2627	17.4	28	90	238.8
Opponents.....	11	225	2819	12.5	29	81	256.3

PUNT RETURNS	No.	Yds	Avg	TD	Long
Burns, R.	11	103	9.4	0	34
Atwell, T.	4	84	21.0	0	50
Total.....	15	187	12.5	0	50
Opponents.....	16	81	5.1	0	38

2019 Offensive Statistics

INTERCEPTIONS	No.	Yds	Avg	TD	Long
Yeast, R.	1	0	0.0	0	0
Abdullah, Y.	1	7	7.0	0	7
Fagot, J.	1	12	12.0	0	12
Johnson, A.	1	11	11.0	0	11
Burns, R.	1	4	4.0	0	4
Etheridge, D.	1	4	4.0	0	4
Jones, C.	1	0	0.0	0	0
Total.....	7	38	5.4	0	12
Opponents.....	8	38	4.8	0	28

KICK RETURNS	No.	Yds	Avg	TD	Long
Hall, H.	20	684	34.2	1	100
Hawkins, J.	3	47	15.7	0	36
Wakefield, K.	2	44	22.0	0	24
Martin, I.	1	0	0.0	0	0
Total.....	26	775	29.8	1	100
Opponents.....	48	1119	23.3	0	48

FUMBLE RETURNS	No.	Yds	Avg	TD	Long
Burns, R.	1	30	30.0	1	30
Total.....	1	30	30.0	1	30
Opponents.....	3	40	13.3	0	35

----- PATS -----

SCORING	TD	FGs	Kick	Rush	Rcv	Pass	DXP	Saf	Points
Atwell, T.	11	0-0	0-0	0-0	0	0-0	0	0	66
Creque, B.	0	8-11	33-33	0-0	0	0-0	0	0	57
Hawkins, J.	7	0-0	0-0	0-0	0	0-0	0	0	42
Cunningham, M.	6	0-0	0-0	0-0	0	0-0	0	0	36
Hall, H.	6	0-0	0-0	0-0	0	0-0	0	0	36
Fitzpatrick, D.	6	0-0	0-0	0-0	0	0-0	0	0	36
Ford, M.	5	0-0	0-0	0-0	0	0-0	0	0	30
Dawkins, S.	3	0-0	0-0	0-0	0	0-0	0	0	18
Chalifoux, R.	0	0-1	16-18	0-0	0	0-0	0	0	16
Pfeifer, E.	2	0-0	0-0	0-0	0	0-0	0	0	12
Pass, J.	2	0-0	0-0	0-0	0	0-0	0	0	12
Conley, E.	1	0-0	0-0	0-0	0	0-0	0	0	6
Davis, J.	1	0-0	0-0	0-0	0	0-0	0	0	6
Burns, R.	1	0-0	0-0	0-0	0	0-0	0	0	6
Total.....	51	8-12	49-51	0-0	0	0-0	0	0	379
Opponents.....	48	8-12	47-47	0-0	1	1-1	0	0	361

TOTAL OFFENSE	G	Plays	Rush	Pass	Total	Avg/G
Cunningham, M.	10	241	374	1708	2082	208.2
Hawkins, J.	11	219	1278	0	1278	116.2
Conley, E.	6	85	94	582	676	112.7
Hall, H.	11	98	468	0	468	42.5
Pass, J.	2	66	104	330	434	217.0
Burkley, M.	8	6	27	0	27	3.4
Atwell, T.	11	9	20	0	20	1.8
Peterson, T.	11	1	9	0	9	0.8
Chalifoux, R.	4	1	0	7	7	1.8
TEAM	7	6	-14	0	-14	-2.0
Total.....	11	732	2360	2627	4987	453.4
Opponents.....	11	799	2015	2819	4834	439.5

FIELD GOALS	FG-A	Pct	01-19	20-29	30-39	40-49	50-99	Lg	Blk
Creque, B.	8-11	72.7	0-0	1-1	4-5	3-5	0-0	43	0
Chalifoux, R.	0-1	0.0	0-0	0-0	0-0	0-1	0-0	0	0

FG SEQUENCE	LOUISVILLE	OPPONENTS
Notre Dame	(42)	-
Eastern Kentucky	43	-
Western Kentucky	(43)	-
Florida State	(30)	51,47,41
Boston College	44,(34),(41)	(45)
Wake Forest	(32),(36)	(34)
Clemson	(28)	(51),44
Virginia	38	-
Miami (FL)	-	(24)
NC State	44	(28),(27)
Syracuse	-	(33),(46)

Numbers in (parentheses) indicate field goal was made.

PUNTING	No.	Yds	Avg	Long	TB	FC	I20	50+	Blkd
King, M.	48	2028	42.2	60	5	14	13	8	1
TEAM	1	22	22.0	22	0	0	0	0	0
Total.....	49	2050	41.8	60	5	14	13	8	1
Opponents.....	53	2234	42.2	78	2	16	18	10	0

KICKOFFS	No.	Yds	Avg	TB	OB	Retn	Net	YdLn
Creque, B.	48	2822	58.8	10	1			
Turner, J.	21	1211	57.7	3	1			
Total.....	69	4033	58.4	13	2	1119	37.5	27
Opponents.....	60	3704	61.7	30	2	775	36.3	28

ALL PURPOSE	G	Rush	Rec	PR	KOR	IR	Tot	Avg/G
Hawkins, J.	11	1278	54	0	47	0	1379	125.4
Hall, H.	11	468	46	0	684	0	1198	108.9
Atwell, T.	11	20	1072	84	0	0	1176	106.9
Fitzpatrick, D.	11	0	562	0	0	0	562	51.1
Cunningham, M.	10	374	0	0	0	0	374	37.4
Dawkins, S.	11	0	348	0	0	0	348	31.6
Ford, M.	11	0	239	0	0	0	239	21.7
Wakefield, K.	11	0	73	0	44	0	117	10.6
Burns, R.	11	0	0	103	0	4	107	9.7
Pass, J.	2	104	-5	0	0	0	99	49.5
Marshall, J.	8	0	99	0	0	0	99	12.4
Conley, E.	6	94	0	0	0	0	94	15.7
Davis, J.	9	0	47	0	0	0	47	5.2
Peete, D.	10	0	37	0	0	0	37	3.7
Burkley, M.	8	27	0	0	0	0	27	3.4
Jackson, T.	5	0	19	0	0	0	19	3.8
Fagot, J.	11	0	0	0	0	12	12	1.1
Johnson, J.	3	0	12	0	0	0	12	4.0
Johnson, A.	11	0	0	0	0	11	11	1.0
Little, T.	2	0	9	0	0	0	9	4.5
Peterson, T.	11	9	0	0	0	0	9	0.8
Martin, I.	10	0	8	0	0	0	8	0.8
Abdullah, Y.	11	0	0	0	0	7	7	0.6
Pfeifer, E.	11	0	7	0	0	0	7	0.6
Etheridge, D.	11	0	0	0	0	4	4	0.4
TEAM	7	-14	0	0	0	0	-14	-2.0
Total.....	11	2360	2627	187	775	38	5987	544.3
Opponents.....	11	2015	2819	81	1119	38	6072	552.0

2019 Defensive Statistics

DEFENSIVE LEADERS	GP	-----Tackles-----			TFL/Yds	-Sacks- No-Yards	---Pass Def---		QBH	-Fumbles-		Blkd Kick	Saf
		Solo	Ast	Total			Int-Yds	BrUp		Rcv-Yds	FF		
9 Avery, C.	11	51	26	77	3.0-4	1.0-3	.	6	3	1-0	.	.	
10 Burns, R.	11	48	24	72	9.0-33	2.0-15	1-4	1	3	1-30	1	.	
30 Pass, K.	11	51	20	71	2.0-4	.	.	2	.	.	1	.	
17 Etheridge, D.	11	41	22	63	6.5-18	1.0-4	1-4	5	3	1-0	.	.	
3 Yeast, R.	11	38	23	61	1.0-2	.	1-0	4	1	.	2	.	
2 Jones, C.	11	35	10	45	3.5-6	.	1-0	9	
22 Abdullah, Y.	11	21	18	39	4.0-15	1.0-7	1-7	.	.	2-0	.	.	
53 Caban, A.	11	14	14	28	5.5-20	1.0-10	.	.	5	.	1	.	
7A Montgomery, M.	11	20	7	27	5.0-32	5.0-32	.	1	1	1-0	3	.	
27 Johnson, A.	11	21	6	27	2.0-6	.	1-11	6	1	1-0	3	.	
12 Character, M.	10	24	2	26	1.0-7	1.0-7	.	1	
38 Fagot, J.	11	14	10	24	.	.	1-12	1	
20 Troutman, T.	11	16	8	24	1.0-2	.	.	.	1	.	.	.	
29 Peterson, T.	11	7	15	22	1.5-3	.	.	.	4	1-0	.	.	
11 Okeke, N.	10	9	13	22	1.0-4	1.0-4	.	.	1	.	.	.	
94 Robinson, G.	11	14	6	20	6.0-34	4.0-29	.	2	3	1-0	.	.	
90 Goldwire, J.	11	13	7	20	4.0-14	2.0-11	.	2	1	.	.	.	
6 Sturghill, C.	9	17	.	17	.	.	.	3	
49 Whitlow, B.	11	7	8	15	4.5-22	1.0-12	.	1	.	.	1	.	
92 Clark, M.	10	5	5	10	3.0-10	0.5-4	
93 McCrae, G.	10	6	3	9	
15 Head, Q.	8	5	3	8	
33 Hayes, I.	7	7	1	8	
57 Kinnaird, D.	10	3	4	7	1.5-18	1.5-18	.	.	2	.	.	.	
5A Hicks, R.	11	2	3	5	1.0-3	
1A Mbanasor, P.	6	4	1	5	
18 Tyler, T.	9	4	1	5	3	.	.	.	
35 Holl, T.	7	1	2	3	
2A Peete, D.	10	2	1	3	
7 Fitzpatrick, D.	11	1	1	2	
5 Dawkins, S.	11	1	1	2	.	.	.	1	
45 Creque, B.	8	1	.	1	
1 Atwell, T.	11	1	.	1	
91 Dorsey, D.	10	1	.	1	
60 Haycraft, T.	11	1	.	1	
41 Martin, I.	10	.	1	1	
31 Edwards, Z.	3	1	.	1	
73 Becton, M.	10	1	.	1	
83 Ford, M.	11	1	.	1	
28 King, M.	11	.	1	1	
43 Smith, D.	10	.	1	1	
8A Wakefield, K.	11	1	.	1	
95 Geathers, T.	10	1	.	.	.	
Total.....	11	510	268	778	66-257	23-158	7-38	45	33	9-30	12	.	
Opponents.....	11	465	253	718	104.0-346	29-166	8-38	26	25	8-40	6	1	

2019 Team Comparison

Opponent	Score	Total	First Downs			Pen	Rushing		Passing		Total Offense Plays-Yards	Return Yards	TO
			Rush	Pass			Number-Yards	Comp-Att-Int	Yards				
NOTRE DAME	17-35	21/18	14/9	6/9	1/0	47-249/42-230	12-28-0/14-23-0	134/193	75-383/65-423	59/16	3/1		
EASTERN KENTUCKY	42-0	23/10	12/6	9/4	2/0	38-322/43-128	13-20-1/9-15-0	220/42	58-542/58-170	37/156	1/0		
Western Kentucky	38-21	21/14	12/3	7/8	2/3	50-206/23-43	11-17-0/25-47-0	209/245	67-415/70-288	79/109	1/2		
Florida State	24-35	18/26	8/8	8/16	2/2	47-124/41-140	16-28-1/26-34-0	286/382	75-410/75-522	47/35	2/0		
BOSTON COLLEGE	41-39	26/24	7/11	18/11	1/2	44-236/45-259	23-34-0/15-33-1	428/304	78-664/78-563	65/178	0/2		
Wake Forest	62-59	22/40	9/16	12/20	1/4	44-225/46-245	17-25-1/33-56-2	295/423	69-520/102-668	291/155	2/3		
CLEMSON	10-45	15/23	8/11	6/11	1/1	43-156/37-298	8-22-2/22-33-2	107/253	65-263/70-551	50/102	3/2		
VIRGINIA	28-21	17/18	11/5	4/13	2/0	45-227/26-78	8-14-0/24-42-1	133/233	59-360/68-311	78/119	0/2		
Miami (FL)	27-52	18/21	6/8	9/10	3/3	35-168/32-197	18-29-2/16-23-0	328/252	64-496/55-449	135/147	3/0		
NC State	34-20	17/25	6/10	8/14	3/1	39-77/35-134	14-21-0/24-46-1	249/243	60-326/81-377	47/82	0/3		
SYRACUSE	56-34	25/27	17/16	8/9	0/2	41-370/52-261	11-20-1/17-25-0	238/249	61-608/77-510	142/179	1/1		
Totals	379-361	223/246	110/103	95/125	18/18	474-2360/422-2015	151-258-8/225-377-7	2627/2819	732-4987/799-4834	1030/1278	16/16		

Note: Game totals are displayed in the format TEAM/OPPONENT for each category

Opponent	3rd Down		4th Down		Time of Possession	TOP Margin	Avg Yds/Rush	Avg Yds/Pass	Avg Yds/Play	Punting Number-Avg	Penalties Number-Yards
	Conversions		Conversions								
NOTRE DAME	6-15/5-12	1-2/0-1	32:00/28:00	4:00	5.3/5.5	4.8/8.4	5.1/6.5	5-41.4/6-39.3	8-50/4-20		
EASTERN KENTUCKY	4-9/6-16	1-2/0-2	26:33/33:27	-6:54	8.5/3.0	11.0/2.8	9.3/2.9	2-46.5/9-37.4	5-30/7-68		
Western Kentucky	4-11/4-16	1-2/1-4	31:11/28:49	2:22	4.1/1.9	12.3/5.2	6.2/4.1	4-38.2/5-41.6	6-69/5-25		
Florida State	5-17/5-14	2-3/0-1	33:42/26:18	7:24	2.6/3.4	10.2/11.2	5.5/7.0	6-44.2/4-42.0	7-54/5-36		
BOSTON COLLEGE	8-16/4-15	1-1/2-3	34:54/25:06	9:48	5.4/5.8	12.6/9.2	8.5/7.2	5-39.4/4-51.2	7-61/5-35		
Wake Forest	6-14/7-15	1-1/0-0	32:09/27:51	4:18	5.1/5.3	11.8/7.6	7.5/6.5	4-39.8/6-44.7	8-90/8-59		
CLEMSON	5-14/5-11	0-1/0-0	29:54/30:06	-0:12	3.6/8.1	4.9/7.7	4.0/7.9	6-48.5/3-36.0	5-40/6-47		
VIRGINIA	5-12/4-14	0-1/2-2	30:18/29:42	0:36	5.0/3.0	9.5/5.5	6.1/4.6	5-45.2/7-43.4	5-30/8-70		
Miami (FL)	5-14/5-10	3-4/0-0	33:02/26:58	6:04	4.8/6.2	11.3/11.0	7.8/8.2	5-33.6/4-46.2	14-121/5-55		
NC State	8-14/8-17	1-1/3-4	30:26/29:34	0:52	2.0/3.8	11.9/5.3	5.4/4.7	4-35.2/2-54.0	10-66/4-51		
SYRACUSE	8-11/6-14	0-0/1-3	27:16/32:44	-5:28	9.0/5.0	11.9/10.0	10.0/6.6	3-50.0/3-35.7	5-59/7-44		
Totals	63-147/59-154	12-19/9-20	341:25/318:35	22:50	5.0/4.8	10.2/7.5	6.8/6.1	49-41.8/53-42.2	670/510		

Note: Game totals are displayed in the format TEAM/OPPONENT for each category

Red Zone Charts

Louisville Inside Opponent Red Zone

Date	Opponent	Score	Time In RZ	Times Scored	Total Pts	Rush TDs	Pass TDs	TDs	FGs Made	FGA	Failed to score inside RZ				Half	Game
											Downs	Int	Fumb			
Sept. 2	Notre Dame	L, 17-35	2	2	14	2	2	0	0	0	0	0	0	0	0	0
Sept. 7	Eastern Kentucky	W, 42-0	5	4	28	4	1	3	0	0	0	0	0	0	1	0
Sept. 14	vs Western Kentucky	W, 38-21	3	2	14	2	1	1	0	0	0	0	0	0	1	0
Sept. 21	at Florida State	L, 24-35	3	3	17	2	1	1	1	0	0	0	0	0	0	0
Oct. 5	Boston College	W, 41-39	4	4	24	3	3	0	1	0	0	0	0	0	0	0
Oct. 12	at Wake Forest	W, 62-59	6	6	34	4	2	2	2	0	0	0	0	0	0	0
Oct. 19	Clemson	L, 10-45	2	2	10	1	1	0	1	0	0	0	0	0	0	0
Oct. 26	Virginia	W, 28-21	3	2	14	2	2	0	0	1	0	0	0	0	0	0
Nov. 9	at Miami (FL)	L, 27-52	5	2	14	2	1	1	0	0	1	2	0	0	0	0
Nov. 16	at NC State	W, 34-20	3	2	14	2	0	2	0	1	0	0	0	0	0	0
Nov. 23	Syracuse	W, 56-34	4	4	28	4	2	2	0	0	0	0	0	0	0	0
Totals			40	33	211	28	16	12	5	2	1	2	0	2	0	0

33 of 40 (82.5%)

Opponent Inside Louisville Red Zone

Date	Opponent	Score	Time In RZ	Times Scored	Total Pts	Rush TDs	Pass TDs	TDs	FGs Made	FGA	Failed to score inside RZ				Half	Game
											Downs	Int	Fumb			
Sept. 2	Notre Dame	L, 17-35	4	4	28	4	4	0	0	0	0	0	0	0	0	0
Sept. 7	Eastern Kentucky	W, 42-0	0	0	0	0	0	0	0	0	0	0	0	0	0	0
Sept. 14	Western Kentucky	W, 38-21	3	2	14	2	0	2	0	0	1	0	0	0	0	0
Sept. 21	at Florida State	L, 24-35	4	3	21	3	3	0	0	1	0	0	0	0	0	0
Oct. 5	Boston College	W, 41-39	4	3	22	3	0	3	0	0	0	0	1	0	0	0
Oct. 12	at Wake Forest	W, 62-59	7	6	38	5	3	2	1	0	0	1	0	0	0	0
Oct. 19	Clemson	L, 10-45	5	4	28	4	2	2	0	0	0	1	0	0	0	0
Oct. 26	Virginia	W, 28-21	4	3	21	3	2	1	0	0	0	1	0	0	0	0
Nov. 09	at Miami (FL)	L, 27-52	5	5	31	4	1	3	1	0	0	0	0	0	0	0
Nov. 16	at NC State	W, 34-20	5	4	20	2	0	2	2	0	1	0	0	0	0	0
Nov. 23	Syracuse	W, 56-34	5	4	24	3	1	2	1	0	1	0	0	0	0	0
Totals			46	38	247	33	16	17	5	1	3	3	1	0	0	0

38 of 46 (82.6%)

2019 Individual Statistics

RUSHING	No-Yds/TD	ND	EKU	WKU	FSU	BC	WF	CU	VA	UM	ST	SU	UK
Hawkins, J.	219-1278/7	19-122/0	11-123/0	19-93/1	17-52/0	25-172/1	20-60/1	26-129/1	28-136/2	15-91/0	16-67/0	23-233/1	
Hall, H.	98-468/5	11-69/0	15-58/1	12-55/0	11-57/0	11-23/1	11-30/1	3-15/0	4-9/0	6-79/1	6-2/0	8-71/1	
Cunningham, M.	96-374/6	DNP	4-73/1	16-46/0	17-5/1	6-43/1	4-59/0	4-10/0	11-97/1	10-8/1	16-9/0	8-60/1	
Pass, J.	20-104/2	16-67/2	4-37/0	DNP	DNP	DNP	DNP	DNP	DNP	DNP	DNP	DNP	DNP
Conley, E.	22-94/1	DNP	DNP	2-6/0	DNP	1-1/0	7-79/1	8-7/0	1-7/0	3-10/0	DNP	DNP	DNP
Burkley, M.	6-27/0	-	3-20/0	-	1-1/0	DNP	DNP	2-6/0	-	DNP	-	-	-
Atwell, T.	7-20/0	-	1-11/0	1-6/0	-	-	-	1-9/0	1-8/0	1-4/0	-	2-6/0	-
Peterson, T.	1-9/0	-	-	-	1-9/0	-	-	-	-	-	-	-	-
TEAM	5-14/0	1-9/0	DNP	DNP	-	1-1/0	2-3/0	DNP	DNP	-	1-1/0	-	-

RECEIVING	No-Yds/TD	ND	EKU	WKU	FSU	BC	WF	CU	VA	UM	ST	SU	UK
Atwell, T.	57-1072/11	5-47/0	2-53/1	5-145/3	5-69/1	8-110/0	7-85/1	3-37/0	6-122/1	6-142/1	5-110/1	5-152/2	
Fitzpatrick, D.	30-562/6	1-10/0	3-32/1	-	7-133/1	5-108/1	5-125/2	3-63/0	1-10/0	1-9/0	4-72/1	-	
Dawkins, S.	16-348/3	1-18/0	-	3-21/0	-	6-170/1	3-68/1	1-6/0	-	1-36/0	-	1-29/1	
Ford, M.	17-239/5	2-43/0	3-26/2	1-23/0	1-48/0	1-5/0	-	-	-	3-25/0	3-52/2	3-17/1	
Marshall, J.	4-99/0	-	2-59/0	DNP	-	1-20/0	DNP	-	-	1-20/0	DNP	-	
Wakefield, K.	6-73/0	-	1-16/0	-	-	-	2-17/0	-	-	3-40/0	-	-	
Hawkins, J.	3-54/0	-	-	-	-	1-13/0	-	-	1-1/0	1-40/0	-	-	
Davis, J.	3-47/1	DNP	DNP	-	1-18/0	-	-	1-1/0	-	-	-	1-28/1	
Hall, H.	4-46/0	-	-	-	1-10/0	-	-	-	-	1-10/0	1-14/0	1-12/0	
Peete, D.	2-37/0	-	1-26/0	1-11/0	-	-	-	-	-	-	-	DNP	
Jackson, T.	3-19/0	-	1-8/0	1-9/0	-	1-2/0	DNP	DNP	DNP	DNP	DNP	DNP	
Johnson, J.	1-12/0	1-12/0	-	-	DNP	DNP	DNP	DNP	DNP	DNP	DNP	DNP	
Little, T.	1-9/0	1-9/0	DNP	DNP	-	DNP	DNP	DNP	DNP	DNP	DNP	DNP	
Martin, I.	1-8/0	-	-	DNP	1-8/0	-	-	-	-	-	-	-	
Pfeifer, E.	2-7/2	-	-	-	-	-	-	-	-	1-6/1	1-1/1	-	
Pass, J.	1-5/0	1-5/0	-	DNP	DNP	DNP	DNP	DNP	DNP	DNP	DNP	DNP	

PUNT RETURNS	No-Yds	ND	EKU	WKU	FSU	BC	WF	CU	VA	UM	ST	SU	UK
Burns, R.	11-103	-	1-1	3-22	1-10	3-11	-	-	1-34	1-4	1-21	-	
Atwell, T.	4-84	-	2-36	-	-	-	1-50	-	-	1-2	-	-	

KICK RETURNS	No-Yds	ND	EKU	WKU	FSU	BC	WF	CU	VA	UM	ST	SU	UK
Hall, H.	20-684	3-59	-	1-27	-	1-43	4-220	1-38	-	5-133	1-22	4-142	
Hawkins, J.	3-47	-	-	-	2-37	-	1-10	-	-	-	-	-	
Wakefield, K.	2-44	-	-	-	-	-	-	-	2-44	-	-	-	
Martin, I.	1-0	-	1-0	DNP	-	-	-	-	-	-	-	-	

INT. RETURNS	No-Yds	ND	EKU	WKU	FSU	BC	WF	CU	VA	UM	ST	SU	UK
Jones, C.	1-0	-	-	-	-	-	-	-	1-0	-	-	-	
Yeast, R.	1-0	-	-	-	-	-	-	1-0	-	-	-	-	
Fagot, J.	1-12	-	-	-	DNP	-	-	1-12	-	-	-	-	
Johnson, A.	1-11	-	-	-	-	1-11	-	-	-	-	-	-	
Etheridge, D.	1-4	-	-	-	-	-	-	-	-	-	1-4	-	
Burns, R.	1-4	-	-	-	-	-	1-4	-	-	-	-	-	
Abdullah, Y.	1-7	-	-	-	-	-	1-7	-	-	-	-	-	

FUMBLE RETURNS	No-Yds	ND	EKU	WKU	FSU	BC	WF	CU	VA	UM	ST	SU	UK
Burns, R.	1-30	-	-	1-30	-	-	-	-	-	-	-	-	

2019 Individual Statistics

PASSING

#3A Cunningham, M.	Att	Comp	Int	Pct	Yards	TD	Long	Sack	Yds	Effic
Eastern Kentucky	1	1	0	100.0	24	0	24	0	0	301.6
Western Kentucky	14	9	0	64.3	123	2	46	3	12	185.2
Florida State	27	16	1	59.3	286	2	74	6	27	165.3
Boston College	18	13	0	72.2	288	1	77	0	0	225.0
Wake Forest	6	5	0	83.3	99	2	55	0	0	331.9
Clemson	11	4	1	36.4	63	0	38	1	4	66.3
Virginia	10	6	0	60.0	126	1	77	3	17	198.8
Miami (FL)	18	12	1	66.7	219	2	80	3	19	194.4
NC State	20	13	0	65.0	242	4	74	3	19	232.6
Syracuse	20	11	1	55.0	238	5	90	0	0	227.5
TOTALS	145	90	4	62.1	1708	19	90	19	98	198.7

#6A Conley, E.	Att	Comp	Int	Pct	Yards	TD	Long	Sack	Yds	Effic
Western Kentucky	3	2	0	66.7	86	1	62	0	0	417.5
Boston College	16	10	0	62.5	140	1	27	0	0	156.6
Wake Forest	18	12	1	66.7	196	2	50	1	4	183.7
Clemson	11	4	1	36.4	44	0	19	4	29	51.8
Virginia	4	2	0	50.0	7	0	6	1	7	64.7
Miami (FL)	11	6	1	54.5	109	0	40	0	0	119.6
TOTALS	63	36	3	57.1	582	4	62	6	40	146.2

#4 Pass, J.	Att	Comp	Int	Pct	Yards	TD	Long	Sack	Yds	Effic
Notre Dame	27	12	0	44.4	134	0	37	4	28	86.1
Eastern Kentucky	19	12	1	63.2	196	4	50	0	0	208.8
TOTALS	46	24	1	52.2	330	4	50	4	28	136.8

#37 Chalifoux, R.	Att	Comp	Int	Pct	Yards	TD	Long	Sack	Yds	Effic
NC State	1	1	0	100.0	7	1	7	0	0	488.8
TOTALS	1	1	0	100.0	7	1	7	0	0	488.8

#TM TEAM	Att	Comp	Int	Pct	Yards	TD	Long	Sack	Yds	Effic
Florida State	1	0	0	0.0	0	0	0	0	0	0.0
TOTALS	1	0	0	0.0	0	0	0	0	0	0.0

#1 Atwell, T.	Att	Comp	Int	Pct	Yards	TD	Long	Sack	Yds	Effic
Notre Dame	1	0	0	0.0	0	0	0	0	0	0.0
Wake Forest	1	0	0	0.0	0	0	0	0	0	0.0
TOTALS	2	0	0	0.0	0	0	0	0	0	0.0

2019 Individual Statistics

TOTAL TACKLES	UA-A	TOT	ND	EKU	WKU	FSU	BC	WF	CU	VA	UM	ST	SU	UK
Avery, C.	51-26	77	3-3	4-3	1-2	7-2	5-0	9-4	5-2	8-0	2-2	3-3	4-5	
Burns, R.	48-24	72	6-0	4-3	3-0	3-2	2-1	10-6	2-2	3-1	2-2	4-4	9-3	
Pass, K.	51-20	71	6-1	3-1	3-2	9-3	10-2	4-6	6-1	2-0	1-2	4-1	3-1	
Etheridge, D.	41-22	63	1-2	4-3	1-1	4-3	4-0	3-5	3-0	1-0	3-2	7-4	10-2	
Yeast, R.	38-23	61	6-1	2-1	0-2	6-2	8-3	0-5	4-1	4-2	3-1	4-0	1-5	
Jones, C.	35-10	45	1-1	3-0	6-1	2-2	6-0	1-0	4-0	7-1	0-2	1-1	4-2	
Abdullah, Y.	21-18	39	1-0	2-1	2-2	1-1	3-2	4-2	3-1	-	3-3	0-4	2-2	
Caban, A.	14-14	28	1-2	1-0	3-1	1-4	0-2	2-1	2-0	2-0	0-2	-	2-2	
Montgomery, M.	20-7	27	0-2	2-0	2-1	1-0	2-0	2-0	4-1	2-0	2-1	3-1	0-1	
Johnson, A.	21-6	27	-	1-0	5-2	1-1	2-0	5-3	1-0	1-0	3-0	2-0	-	
Character, M.	24-2	26	DNP	1-1	1-0	2-0	2-0	-	-	7-0	1-0	1-0	9-1	
Troutman, T.	16-8	24	-	3-3	0-1	-	2-1	1-0	2-1	1-0	3-0	2-1	2-1	
Fagot, J.	14-10	24	0-1	1-0	2-1	DNP	1-2	1-1	3-0	2-0	2-3	-	1-1	
Peterson, T.	7-15	22	0-1	1-1	1-0	0-4	1-0	0-4	-	1-2	0-1	1-2	2-0	
Okeke, N.	9-13	22	5-2	0-1	0-1	0-7	-	DNP	-	1-0	-	2-1	1-1	
Robinson, G.	14-6	20	2-0	2-2	-	1-2	1-0	1-0	2-0	2-1	1-0	1-1	1-0	
Goldwire, J.	13-7	20	1-0	2-1	0-1	2-1	-	2-0	1-2	-	1-0	4-1	0-1	
Sturghill, C.	17-0	17	4-0	3-0	4-0	1-0	1-0	DNP	2-0	1-0	-	DNP	1-0	
Whitlow, B.	7-8	15	-	2-0	1-1	1-1	0-1	-	1-0	1-1	-	1-2	0-2	
Clark, M.	5-5	10	-	0-1	2-0	-	-	2-1	DNP	-	-	0-1	1-2	
McCrae, G.	6-3	9	DNP	1-0	0-1	-	2-0	-	0-1	-	1-0	2-0	0-1	
Head, Q.	5-3	8	0-1	1-1	1-0	-	-	1-1	2-0	-	DNP	DNP	DNP	
Hayes, I.	7-1	8	DNP	1-0	DNP	1-0	DNP	DNP	2-1	1-0	1-0	1-0	-	
Kinnaird, D.	3-4	7	-	0-1	DNP	0-1	-	1-0	0-1	1-0	1-0	-	0-1	
Tyler, T.	4-1	5	-	-	1-0	1-0	-	1-1	-	-	1-0	DNP	DNP	
Hicks, R.	2-3	5	1-0	-	0-2	-	-	-	-	-	1-0	-	0-1	
Mbanasor, P.	4-1	5	4-0	-	DNP	-	-	0-1	-	DNP	DNP	DNP	DNP	
Peete, D.	2-1	3	-	-	-	-	-	2-1	-	-	-	-	DNP	
Holl, T.	1-2	3	0-1	1-0	-	-	0-1	-	-	DNP	DNP	DNP	DNP	
Fitzpatrick, D.	1-1	2	-	0-1	-	-	-	-	-	-	1-0	-	-	
Dawkins, S.	1-1	2	-	1-0	-	-	0-1	-	-	-	-	-	-	
Wakefield, K.	1-0	1	-	-	-	1-0	-	-	-	-	-	-	-	
Creque, B.	1-0	1	-	1-0	-	-	-	-	-	-	DNP	DNP	DNP	
Smith, D.	0-1	1	-	0-1	DNP	-	-	-	-	-	-	-	-	
Haycraft, T.	1-0	1	-	-	-	-	-	-	1-0	-	-	-	-	
Becton, M.	1-0	1	-	-	-	-	-	-	1-0	-	-	DNP	-	
Martin, I.	0-1	1	-	-	DNP	-	-	-	-	-	-	-	0-1	
Ford, M.	1-0	1	1-0	-	-	-	-	-	-	-	-	-	-	
Atwell, T.	1-0	1	-	-	-	-	-	1-0	-	-	-	-	-	
Dorsey, D.	1-0	1	-	-	DNP	-	-	-	1-0	-	-	-	-	
King, M.	0-1	1	-	-	-	-	-	-	-	-	0-1	-	-	
Edwards, Z.	1-0	1	DNP	-	DNP	DNP	-	1-0	DNP	DNP	DNP	DNP	DNP	

2019 Individual Statistics

TACKLES FOR LOSS	UA-A	TOT	ND	EKU	WKU	FSU	BC	WF	CU	VA	UM	ST	SU	UK
Burns, R.	8-2	9.0	1.0-8	2.0-8	-	1.0-5	-	2.0-5	-	-	1.5-4	-	1.5-3	
Etheridge, D.	6-1	6.5	0.5-1	1.0-1	1.0-4	1.0-4	-	-	1.0-5	-	1.0-2	-	1.0-1	
Robinson, G.	6-0	6.0	1.0-1	1.0-7	-	-	-	1.0-6	-	1.0-14	-	1.0-2	1.0-4	
Caban, A.	4-3	5.5	-	-	1.0-1	1.0-3	-	0.5-1	1.0-3	-	0.5-1	-	1.5-11	
Montgomery, M.	5-0	5.0	-	-	1.0-9	-	-	1.0-5	-	2.0-9	-	1.0-9	-	
Whitlow, B.	4-1	4.5	-	1.0-12	1.0-3	-	-	-	1.0-4	0.5-2	-	1.0-1	-	
Goldwire, J.	4-0	4.0	-	1.0-7	-	-	-	-	1.0-4	-	-	2.0-3	-	
Abdullah, Y.	4-0	4.0	-	1.0-7	-	-	2.0-7	1.0-1	-	-	-	-	-	
Jones, C.	3-1	3.5	0.5-1	-	1.0-1	-	1.0-3	-	1.0-1	-	-	-	-	
Avery, C.	2-2	3.0	-	-	-	1.0-3	1.0-1	0.5-0	-	-	-	-	0.5-0	
Clark, M.	2-2	3.0	-	-	2.0-5	-	-	-	DNP	-	-	-	1.0-5	
Pass, K.	2-0	2.0	-	1.0-1	-	1.0-3	-	-	-	-	-	-	-	
Johnson, A.	2-0	2.0	-	-	-	-	-	-	-	-	2.0-6	-	-	
Kinnaird, D.	1-1	1.5	-	-	DNP	-	-	-	-	-	1.0-14	-	0.5-4	
Peterson, T.	1-1	1.5	-	-	-	-	-	-	-	1.5-3	-	-	-	
Troutman, T.	1-0	1.0	-	1.0-2	-	-	-	-	-	-	-	-	-	
Hicks, R.	1-0	1.0	1.0-3	-	-	-	-	-	-	-	-	-	-	
Character, M.	1-0	1.0	DNP	-	-	-	-	-	-	1.0-7	-	-	-	
Okeke, N.	1-0	1.0	1.0-4	-	-	-	-	DNP	-	-	-	-	-	
Yeast, R.	1-0	1.0	-	1.0-2	-	-	-	-	-	-	-	-	-	

SACKS	UA-A	TOT	ND	EKU	WKU	FSU	BC	WF	CU	VA	UM	ST	SU	UK
Montgomery, M.	5-0	5.0	-	-	1.0-9	-	-	1.0-5	-	2.0-9	-	1.0-9	-	
Robinson, G.	4-0	4.0	-	1.0-7	-	-	-	1.0-6	-	1.0-14	-	1.0-2	-	
Burns, R.	2-0	2.0	1.0-8	1.0-7	-	-	-	-	-	-	-	-	-	
Goldwire, J.	2-0	2.0	-	1.0-7	-	-	-	-	1.0-4	-	-	-	-	
Kinnaird, D.	1-1	1.5	-	-	DNP	-	-	-	-	-	1.0-14	-	0.5-4	
Caban, A.	1-0	1.0	-	-	-	-	-	-	-	-	-	-	1.0-10	
Avery, C.	1-0	1.0	-	-	-	1.0-3	-	-	-	-	-	-	-	
Whitlow, B.	1-0	1.0	-	1.0-12	-	-	-	-	-	-	-	-	-	
Etheridge, D.	1-0	1.0	-	-	-	1.0-4	-	-	-	-	-	-	-	
Character, M.	1-0	1.0	DNP	-	-	-	-	-	-	1.0-7	-	-	-	
Okeke, N.	1-0	1.0	1.0-4	-	-	-	-	DNP	-	-	-	-	-	
Abdullah, Y.	1-0	1.0	-	1.0-7	-	-	-	-	-	-	-	-	-	
Clark, M.	0-1	0.5	-	-	-	-	-	-	DNP	-	-	-	0.5-4	

2019 Highs and Lows

Louisville Totals	Highs	Lows
Points Scored	62 at Wake Forest	10 vs. Clemson
First Downs	25 vs. Syracuse	15 vs. Clemson
Rushing Attempts	51 vs. Western Kentucky	35 at Miami
Rushing Yards	370 vs. Syracuse	77 at NC State
Passes Attempted	34 vs. Boston College	14 vs. Virginia
Passes Completed	23 vs. Boston College	8 vs. Clemson, Virginia
Had Intercepted	2 vs. Clemson; at Miami	0 (Five times)
Passing Yards	428 vs. Boston College	107 vs. Clemson
Total Plays	78 vs. Boston College	58 vs. Eastern Kentucky
Total Yards	664 vs. Boston College	263 vs. Clemson
Possession Time	34:54 vs. Boston College	26:33 vs. Eastern Kentucky
Fumbles	5 vs. Notre Dame	0 vs. Eastern Kentucky; Syracuse
Fumbles Lost	3 vs. Notre Dame	0 (Five times)
Turnovers	3 (Three times)	0 (Three times)
Penalties	14 at Miami	5 (Four times)
Yards Penalized	121 at Miami	30 vs. Eastern Kentucky, Virginia
Sacks By-Yards Lost	5-40 vs. Eastern Kentucky	0-0 vs. Boston College
Team Tackles for Loss-Yards	10-47 vs. Eastern Kentucky	5 (Four times), 15 yards at NC State

Opponent Totals	Highs	Lows
Points Scored	59 at Wake Forest	0 vs. Eastern Kentucky
First Downs	40 at Wake Forest	10 vs. Eastern Kentucky
Rushing Attempts	52 vs. Syracuse	23 vs. Western Kentucky
Rushing Yards	298 vs. Clemson	43 vs. Western Kentucky
Passes Attempted	56 at Wake Forest	16 vs. Eastern Kentucky
Passes Completed	33 at Wake Forest	9 vs. Eastern Kentucky
Had Intercepted	2 at Wake Forest, vs. Clemson	0 (Six times)
Passing Yards	423 at Wake Forest	42 vs. Eastern Kentucky
Total Plays	102 at Wake Forest	55 at Miami
Total Yards	668 at Wake Forest	172 vs. Eastern Kentucky
Possession Time	33:27 vs. Eastern Kentucky	26:18 at Florida State
Fumbles Lost	2 vs. Western Kentucky, at NC State	0 (Three times)
Turnovers	3 at Wake Forest, NC State	0 (Three times)
Penalties	8 at Wake Forest, vs. Virginia	4 vs. Notre Dame, at NC State
Yards Penalized	70 vs. Virginia	20 vs. Notre Dame
Sacks By-Yards Lost	6-27 at Florida State, 6-39 vs. Clemson	0-0 vs. Eastern Kentucky; Syracuse
Team Tackles for Loss-Yards	14-56 at Miami	4-6 vs. Syracuse

Louisville Individual Highs

Most Rushing Attempts	28, Javian Hawkins vs. Virginia
Most Net Rushing Yards	233, Javian Hawkins vs. Syracuse
Rushing Touchdowns	2, Jawon Pass vs. Notre Dame; Javian Hawkins vs. Virginia
Longest Touchdown Run	58, Hassan Hall at Miami
Longest Run, No TD	66, Javian Hawkins vs. Eastern Kentucky
Most Pass Attempts	27, Jawon Pass vs. Notre Dame; Micale Cunningham at Florida State
Most Completed Passes	16, Micale Cunningham at Florida State
Most Passing Yards	288, Micale Cunningham vs. Boston College
Most Passing TD	5, Micale Cunningham vs. Syracuse
Longest Touchdown Pass	90, Micale Cunningham vs. Syracuse
Longest Pass, No TD	77, Micale Cunningham vs. Boston College
Most Receptions	8, Tutu Atwell vs. Boston College
Most Receiving Yards	170, Seth Dawkins vs. Boston College
Most TD Receptions	3, Tutu Atwell vs. Western Kentucky
Most Total Offense	331, Micale Cunningham vs. Boston College
Most Touchdowns	6, Micale Cunningham vs. Syracuse
Most Field Goals Made	2, Blanton Creque vs. Boston College; at Wake Forest
Most Field Goals Attempted	3, Blanton Creque vs. Boston College
Longest Field Goal Made	43, Blanton Creque vs. Western Kentucky
Most Interceptions	1, Seven times
Longest Interception Return	12, Jack Fagot vs. Clemson
Longest Fumble Return	30, Rodjay Burns vs. Western Kentucky

2019 Highs and Lows

Longest Punt Return	50, Tutu Atwell at Wake Forest
Longest Kickoff Return	100, Hassan Hall at Wake Forest
Most Kickoff Return Yardage	220, Hassan Hall at Wake Forest
Most Punts	6, Mason King at Florida State, vs. Clemson
Highest Punting Average	50.0, Mason King vs. Syracuse
Longest Punt	60, Mason King at Florida State
Most Total Tackles	16, Rodjay Burns at Wake Forest
Most Solo Tackles	10, Khane Pass vs. Boston College; Rodjay Burns at Wake Forest; Dorian Etheridge vs. Syracuse
Most Tackles for Loss	2, Seven times
Most Yards Lost	14, G.G. Robinson vs. Virginia; Dayna Kinnaird at Miami
Most QB Sacks	2.0, Monty Montgomery vs. Virginia
Most Yards Lost	14, G.G. Robinson vs. Virginia; Dayna Kinnaird at Miami

Opponent Individual Highs

Most Yards Rushing	192, Travis Etienne vs. Clemson
Most Rushing Attempts	29, Cam Akers at Florida State
Most Yards Passing	255, Alex Hornibrook at Florida State
Most Passing Attempts	47, Steven Duncan vs. Western Kentucky
Most Pass Completions	25, Steven Duncan vs. Western Kentucky
Most Pass Receptions	13, Kendall Hinton at Wake Forest
Most Yards Receiving	196, Sage Surratt at Wake Forest

Opponent Individual Longest Plays

Run	49, Travis Etienne vs. Clemson
Pass	81, Clayton Welch vs. Syracuse
Field Goal	51, B.T. Potter vs. Clemson
Punt Return	38, K.J. Osborn at Miami
Kickoff Return	48, Jawhar Jordan vs. Syracuse
Fumble Return	35, Traveon Redd at Wake Forest
Interception Return	28, A.J. Terrell vs. Clemson
Punt	78, Nash Griffin vs. Virginia

Offensive Starters

Opponent	LT	LG	C	RG	RT	WR/TE	WR/TE	WR/TE	WR/TE	RB	QB
Notre Dame	Becton	Chandler	McCoy	Bell	Haycraft	Ford	Atwell	Fitzpatrick	Dawkins	Hawkins	Pass
Eastern Kentucky	Becton	Chandler	McCoy	Bell	Haycraft	Ford	Atwell	Fitzpatrick	Dawkins	Hawkins	Pass
Western Kentucky	Becton	Chandler	McCoy	Bell	Haycraft	Ford	Atwell	Fitzpatrick	Dawkins	Hawkins	Cunningham
Florida State	Becton	Chandler	Bentley	Bell	Haycraft	Ford	Pfeifer	Fitzpatrick	Atwell	Hawkins	Cunningham
Boston College	Becton	Chandler	McCoy	Bell	Haycraft	Ford	Atwell	Fitzpatrick	Dawkins	Hawkins	Cunningham
Wake Forest	Becton	Chandler	McCoy	Bell	Haycraft	Ford	Atwell	Fitzpatrick	Dawkins	Hawkins	Cunningham
Clemson	Becton	Chandler	McCoy	Bell	Haycraft	Ford	Pfeifer	Fitzpatrick	Dawkins	Hawkins	Cunningham
Virginia	Becton	Chandler	Bentley	Bell	Haycraft	Ford	Atwell	Fitzpatrick	Dawkins	Hawkins	Cunningham
Miami	Becton	Chandler	Bentley	Bell	Haycraft	Ford	Atwell	Davis	Wakefield	Hawkins	Cunningham
NC State	Boone	Chandler	Bentley	Bell	Haycraft	Ford	Atwell	Fitzpatrick	Pfeifer	Hall	Cunningham
Syracuse	Becton	Chandler	Bentley	Bell	Haycraft	Ford	Davis	Fitzpatrick	Dawkins	Hawkins	Cunningham

Defensive Starters

Opponent	DE	DT	DE	LB	LB	LB	LB	S	S	CB	CB
Notre Dame	Kinnaird	Robinson	Peterson	Okeke	Avery	Etheridge	Burns	Pass	Yeast	Jones	Mbanasor
Eastern Kentucky	Caban	Robinson	Peterson	Okeke	Avery	Etheridge	Head	Pass	Yeast	Jones	Sturghill
Western Kentucky	Caban	Robinson	Peterson	Whitlow	Avery	Etheridge	Burns	Pass	Yeast	Jones	Sturghill
Florida State	Caban	Robinson	Peterson	Whitlow	Avery	Etheridge	Burns	Pass	Yeast	Jones	Sturghill
Boston College	Caban	Robinson	Peterson	Abdullah	Avery	Etheridge	Burns	Pass	Yeast	Jones	Sturghill
Wake Forest	Caban	Robinson	Peterson	Abdullah	Avery	Etheridge	Burns	Pass	Yeast	Jones	Johnson
Clemson	Caban	Robinson	Peterson	Abdullah	Avery	Montgomery	Burns	Pass	Yeast	Jones	Johnson
Virginia	Caban	Robinson	Peterson	Abdullah	Avery	Etheridge	Burns	Pass	Yeast	Jones	Character
Miami	Caban	Robinson	Peterson	Abdullah	Avery	Etheridge	Burns	Pass	Yeast	Jones	Character
NC State	Caban	Robinson	Peterson	Abdullah	Avery	Etheridge	Burns	Pass	Yeast	Jones	Johnson
Syracuse	Caban	Robinson	Peterson	Whitlow	Avery	Etheridge	Burns	Pass	Yeast	Jones	Character

2019 Participation

No.	Name	GP/GS	ND	EKU	WKU	FSU	BC	WF	CU	VA	UM	ST	SU	UK
22	Abdullah, Y.	11/6	XXX	XXX	XXX	XXX	START	START	START	START	START	START	START	XXX
1	Atwell, T.	11/9	START	START	START	START	START	START	START	XXX	START	START	START	XXX
9	Avery, C.	11/11	START	START	START	START	START	START	START	START	START	START	START	START
73	Becton, M.	10/10	START	START	START	START	START	START	START	START	START	...	START	START
75	Bell, R.	11/11	START	START	START	START	START	START	START	START	START	START	START	START
66	Bentley, C.	10/5	XXX	XXX	XXX	START	XXX	...	XXX	START	START	START	START	START
71	Black, J.	3/-	XXX	...	XXX	XXX
5B	Bland, M.	5/-	XXX	XXX	...	XXX	XXX	XXX	XXX
74	Boone, A.	8/1	...	XXX	XXX	XXX	...	XXX	XXX	XXX	START	XXX
56	Brown, R.	3/-	XXX	XXX	...	XXX
36	Burkley, M.	8/-	XXX	XXX	XXX	XXX	XXX	XXX	...	XXX	XXX	XXX
10	Burns, R.	11/10	START	XXX	START	START	START	START	START	START	START	START	START	START
53	Caban, A.	11/10	XXX	START	START	START	START	START	START	START	START	START	START	START
37	Chalfoux, R.	4/-	XXX	XXX	XXX	XXX	XXX
55	Chandler, C.	11/11	START	START	START	START	START	START	START	START	START	START	START	START
12	Character, M.	10/3	...	XXX	XXX	XXX	XXX	XXX	XXX	START	START	XXX	XXX	START
50	Childs, J.	6/-	XXX	XXX	XXX	XXX	XXX	XXX	XXX
92	Clark, M.	10/-	XXX	XXX	XXX	XXX	XXX	XXX	...	XXX	XXX	XXX	XXX	XXX
6A	Conley, E.	6/-	XXX	...	XXX	XXX	XXX	XXX	XXX
45	Creque, B.	8/-	XXX	XXX	XXX	XXX	XXX	XXX	XXX	XXX
80	Crowe, H.	1/-	...	XXX
3A	Cunningham, M.	10/9	...	XXX	START	START	START	START	START	START	START	START	START	START
85	Davis, J.	9/2	XXX	XXX	XXX	XXX	XXX	XXX	START	XXX	START	START
5	Dawkins, S.	11/8	START	START	START	XXX	START	START	START	START	XXX	XXX	START	START
91	Dorsey, D.	10/-	XXX	XXX	...	XXX	XXX	XXX	XXX	XXX	XXX	XXX	XXX	XXX
31	Edwards, Z.	3/-	...	XXX	XXX	XXX
17	Etheridge, D.	11/10	START	START	START	START	START	START	XXX	START	START	START	START	START
38	Fagot, J.	11/-	XXX	XXX	XXX	...	XXX	XXX	XXX	XXX	XXX	XXX	XXX	XXX
7	Fitzpatrick, D.	11/10	START	START	START	START	START	START	START	START	XXX	START	START	START
83	Ford, M.	11/11	START	START	START	START	START	START	START	START	START	START	START	START
95	Geathers, T.	10/-	XXX	XXX	...	XXX	XXX	XXX	XXX	XXX	XXX	XXX	XXX	XXX
90	Goldwire, J.	11/-	XXX	XXX	XXX	XXX	XXX	XXX	XXX	XXX	XXX	XXX	XXX	XXX
39	Graves, T.	2/-	XXX	XXX
78	Gregory, J.	1/-	XXX
19	Hall, H.	11/1	XXX	XXX	XXX	XXX	XXX	XXX	XXX	XXX	XXX	START	XXX	XXX
24	Hall, M.	10/-	XXX	XXX	XXX	...	XXX	XXX	XXX	XXX	XXX	XXX	XXX	XXX
87	Harrell, T.	1/-	...	XXX
1B	Hawkins, J.	11/10	START	START	START	START	START	START	START	START	START	XXX	START	START
60	Haycraft, T.	11/11	START	START	START	START	START	START	START	START	START	START	START	START
33	Hayes, I.	7/-	...	XXX	...	XXX	XXX	XXX	XXX	XXX	XXX	XXX
15	Head, Q.	8/1	XXX	START	XXX	XXX	XXX	XXX	XXX	XXX
5A	Hicks, R.	11/-	XXX	XXX	XXX	XXX	XXX	XXX	XXX	XXX	XXX	XXX	XXX	XXX
35	Holl, T.	7/-	XXX	XXX	XXX	XXX	XXX	XXX	XXX
14	Jackson, T.	5/-	XXX	XXX	XXX	XXX	XXX
27	Johnson, A.	11/3	XXX	XXX	XXX	XXX	XXX	START	START	XXX	XXX	START	XXX	XXX
1C	Johnson, J.	3/-	XXX	XXX	XXX
2	Jones, C.	11/11	START	START	START	START	START	START	START	START	START	START	START	START
44	Jones, D.	1/-	XXX
28	King, M.	11/-	XXX	XXX	XXX	XXX	XXX	XXX	XXX	XXX	XXX	XXX	XXX	XXX
57	Kinnaird, D.	10/1	START	XXX	...	XXX	XXX	XXX	XXX	XXX	XXX	XXX	XXX	XXX
2B	Little, T.	2/-	XXX	XXX
1G	Marshall, J.	8/-	XXX	XXX	...	XXX	XXX	...	XXX	XXX	XXX	...	XXX	XXX
41	Martin, I.	10/-	XXX	XXX	...	XXX	XXX	XXX	XXX	XXX	XXX	XXX	XXX	XXX
1A	Mbanaso, P.	6/1	START	XXX	...	XXX	XXX	XXX	XXX
59	McCoy, T.	9/6	START	START	START	XXX	START	START	START	XXX	...	XXX
93	McCrae, G.	10/-	...	XXX	XXX	XXX	XXX	XXX	XXX	XXX	XXX	XXX	XXX	XXX
84	Melton, D.	1/-	XXX
7A	Montgomery, M.	11/1	XXX	XXX	XXX	XXX	XXX	XXX	START	XXX	XXX	XXX	XXX	XXX
67	Nauert, T.	1/-	...	XXX
11	Okeke, N.	10/2	START	START	XXX	XXX	XXX	...	XXX	XXX	XXX	XXX	XXX	XXX
4	Pass, J.	2/2	START	START
30	Pass, K.	11/11	START	START	START	START	START	START	START	START	START	START	START	START
2A	Peete, D.	10/-	XXX	XXX	XXX	XXX	XXX	XXX	XXX	XXX	XXX	XXX	XXX	...
29	Peterson, T.	11/11	START	START	START	START	START	START	START	START	START	START	START	START
89	Pfeifer, E.	11/3	XXX	XXX	XXX	START	XXX	XXX	START	XXX	XXX	START	XXX	XXX
4A	Puryear, R.	3/-	...	XXX	...	XXX	XXX
21	Robbins, A.	1/-	...	XXX
94	Robinson, G.	11/11	START	START	START	START	START	START	START	START	START	START	START	START
43	Smith, D.	10/-	XXX	XXX	...	XXX	XXX	XXX	XXX	XXX	XXX	XXX	XXX	XXX
81	Spence, E.	1/-	...	XXX
6	Sturghill, C.	9/4	XXX	START	START	START	START	...	XXX	XXX	XXX	...	XXX	XXX
48	Thomas, J.	1/-	...	XXX
20	Troutman, T.	11/-	XXX	XXX	XXX	XXX	XXX	XXX	XXX	XXX	XXX	XXX	XXX	XXX
3B	Turner, J.	4/-	XXX	XXX	XXX	XXX	XXX
18	Tyler, T.	9/-	XXX	XXX	XXX	XXX	XXX	XXX	XXX	XXX	XXX
8A	Wakefield, K.	11/1	XXX	XXX	XXX	XXX	XXX	XXX	XXX	XXX	START	XXX	XXX	XXX
49	Whitlow, B.	11/3	XXX	XXX	START	START	XXX	XXX	XXX	XXX	XXX	XXX	XXX	START
25	Williams, D.	1/-	...	XXX
3	Yeast, R.	11/11	START	START	START	START	START	START	START	START	START	START	START	START

2019 Drive Charts

Notre Dame

#	Qtr	Clock	Spot	Plays	Yds	TOP	Result
1.	1	12:39	L12	12	88	5:12	TD
2.	1	6:22	L25	6	75	2:14	TD
3.	1	0:29	L26	3	2	0:42	Punt
4.	2	10:23	L36	5	18	1:29	Punt
5.	2	7:09	L26	4	9	2:33	Punt
6.	2	2:49	L20	3	6	1:29	Fumble
7.	2	1:09	L24	1	(4)	0:06	Fumble
8.	2	0:17	L17	2	9	0:17	Half
9.	3	15:00	L25	7	55	3:26	Fumble
10.	3	9:39	L24	3	(7)	0:57	Punt
11.	3	8:06	L25	5	2	2:29	Punt
12.	3	3:44	L16	10	59	5:19	FG
13.	4	8:15	L23	10	23	4:38	Downs
14.	4	1:09	L09	5	23	1:09	Game

Eastern Kentucky

#	Qtr	Clock	Spot	Plays	Yds	TOP	Result
1.	1	13:44	L21	2	79	1:10	TD
2.	1	10:47	L41	5	7	1:27	Punt
3.	1	6:15	L39	3	7	1:55	Punt
4.	1	2:47	E15	2	15	0:30	TD
5.	2	11:39	L32	6	28	2:32	Int
6.	2	3:40	L24	9	51	2:57	Miss FG
7.	3	15:00	L29	2	71	0:24	TD
8.	3	10:45	L07	12	93	6:47	TD
9.	3	0:36	L15	8	85	3:31	TD
10.	4	7:40	L34	4	66	1:53	TD
11.	4	3:27	L26	6	55	3:27	Game

Western Kentucky

#	Qtr	Clock	Spot	Plays	Yds	TOP	Result
1.	1	12:36	L18	3	3	2:01	Punt
2.	1	9:03	L42	10	58	4:45	TD
3.	1	1:14	L17	10	83	4:10	TD
4.	2	11:12	L25	8	75	3:04	TD
5.	2	6:33	L26	10	49	5:10	FG
6.	2	0:47	W30	0	0	0:00	TD
7.	3	14:52	L27	2	9	0:42	Fumble
8.	3	11:37	L25	6	13	2:43	Punt
9.	3	6:31	L21	5	13	2:03	Punt
10.	3	1:36	L38	1	62	0:10	TD
11.	4	10:29	L43	4	9	2:14	Downs
12.	4	4:23	L08	3	6	1:02	Punt
13.	4	2:59	W39	6	31	2:59	Game

Florida State

#	Qtr	Clock	Spot	Plays	Yds	TOP	Result
1.	1	12:55	L29	3	3	1:25	Punt
2.	1	8:56	L26	10	35	5:43	Downs
3.	1	2:43	L01	3	7	1:30	Punt
4.	2	15:00	L25	3	6	2:00	Punt
5.	2	10:52	L23	3	2	0:59	Punt
6.	2	7:06	L34	16	66	6:22	TD
7.	3	15:00	L25	3	5	1:39	Punt
8.	3	11:28	L35	8	53	3:33	FG
9.	3	4:41	L24	7	76	2:44	TD
10.	3	0:31	L15	3	85	1:09	TD
11.	4	13:05	L28	7	45	3:26	Int
12.	4	7:25	L25	3	-4	1:32	Punt
13.	4	1:37	L25	7	43	1:37	Fumble

Boston College

#	Qtr	Clock	Spot	Plays	Yds	TOP	Result
1.	1	11:04	L20	6	80	2:31	TD
2.	1	7:01	L25	4	75	1:47	TD
3.	1	3:18	L30	6	24	4:16	Punt
4.	2	11:27	L25	10	75	5:04	TD
5.	2	5:28	L14	5	33	1:37	Punt
6.	2	2:24	L20	3	80	0:39	TD
7.	2	0:29	L25	5	49	0:29	Missed FG
8.	3	15:00	L25	3	7	2:02	Punt
9.	3	9:57	L43	6	41	3:17	FG
10.	3	5:16	L04	13	96	6:16	TD
11.	4	12:58	L35	3	-1	1:05	Punt
12.	4	10:48	L25	8	33	3:19	Punt
13.	4	3:32	L25	8	52	2:30	FG
14.	4	0:02	B46	1	-1	0:02	Game

Wake Forest

#	Qtr	Clock	Spot	Plays	Yds	TOP	Result
1.	1	13:30	L20	4	34	1:57	Punt
2.	1	11:03	W28	4	28	1:35	TD
3.	1	8:36	L08	7	92	3:02	TD
4.	1	1:45	W00	0	0	0:00	TD
5.	1	0:22	W13	3	13	0:32	TD
6.	2	12:26	L22	2	17	0:57	Fumble
7.	2	10:15	L21	4	29	2:05	Punt
8.	2	6:42	W46	9	32	4:36	FG
9.	2	0:18	L11	2	2	0:18	Half
10.	3	15:00	W15	1	15	0:22	TD
11.	3	13:04	L24	5	29	1:43	Int
12.	3	9:38	L30	7	70	3:44	TD
13.	3	4:10	L32	3	(4)	2:55	Punt
14.	4	15:00	L34	6	19	3:41	Punt
15.	4	10:26	L44	3	56	1:12	TD
16.	4	6:19	L49	5	33	0:44	FG
17.	4	3:37	L50	4	50	1:22	TD
18.	4	1:10	L23	2	(3)	1:10	Game

Clemson

#	Qtr	Clock	Spot	Plays	Yds	TOP	Result
1.	1	15:00	L25	7	34	3:25	Int
2.	1	9:27	L25	5	19	1:43	Punt
3.	1	3:40	L12	5	31	2:49	Fumble
4.	2	15:00	L20	3	2	1:15	Punt
5.	2	10:41	L38	11	52	5:44	FG
6.	2	2:25	L28	4	9	1:20	Punt
7.	2	0:05	L25	1	5	0:05	Half
8.	3	13:31	L23	6	22	1:53	Downs
9.	3	9:14	L27	3	1	1:03	Punt
10.	3	4:28	L21	3	(4)	2:19	Punt
11.	3	1:35	L25	4	1	1:42	Punt
12.	4	12:43	L25	3	0	0:32	Int
13.	4	10:14	L25	9	75	5:04	TD
14.	4	1:00	L25	2	6	1:00	Game

Virginia

#	Qtr	Clock	Spot	Plays	Yds	TOP	Result
1.	1	15:00	L20	12	40	5:47	Downs
2.	1	5:16	L29	2	71	0:49	TD
3.	1	2:38	L19	7	61	2:48	Missed FG
4.	2	14:16	L07	3	7	1:23	Punt
5.	2	10:13	L25	4	(4)	2:26	Punt
6.	2	6:03	L10	3	(8)	2:02	Punt
7.	2	0:50	L08	2	0	0:50	Half
8.	3	11:26	L11	12	89	5:33	TD
9.	3	4:08	V31	3	(4)	2:19	Punt
10.	3	0:30	V34	3	34	1:08	TD
11.	4	10:37	L22	5	21	2:54	Punt
12.	4	5:05	L37	4	63	2:19	TD

Miami

#	Qtr	Clock	Spot	Plays	Yds	TOP	Result
1.	1	15:00	L25	5	27	2:33	Punt
2.	1	9:32	L13	5	87	2:28	TD
3.	1	6:49	L25	3	(10)	1:50	Punt
4.	1	4:49	L20	10	80	5:28	TD
5.	2	11:04	L29	3	4	1:40	Punt
6.	2	8:34	L14	3	(4)	2:08	Punt
7.	2	3:27	L25	7	57	2:44	Int
8.	3	11:37	L30	3	70	1:17	TD
9.	3	7:56	L25	0	(2)	0:00	Fumble
10.	3	6:59	L25	3	(2)	1:49	Punt
11.	3	0:32	L31	5	37	2:30	Int
12.	4	10:58	L14	6	86	3:16	TD
13.	4	5:45	L32	11	51	5:19	Downs

NC State

#	Qtr	Clock	Spot	Plays	Yds	TOP	Result
1.	1	10:49	L20	7	27	3:45	Punt
2.	1	5:16	S42	7	16	3:10	Missed FG
3.	2	14:53	L47	6	53	2:59	TD
4.	2	7:36	L23	3	(13)	2:14	Punt
5.	2	4:01	L25	7	29	3:24	Punt
6.	3	15:00	L25	3	75	1:36	TD
7.	3	13:11	S40	2	40	0:41	TD
8.	3	10:50	L36	13	64	6:06	TD
9.	4	14:04	S47	9	47	4:22	TD
10.	4	4:19	S44	3	6	1:12	Punt
11.	4	0:45	L05	1	(1)	0:45	Game

Syracuse

#	Qtr	Clock	Spot	Plays	Yds	TOP	Result
1.	1	15:00	L23	10	77	4:31	TD
2.	1	8:06	L25	3	0	1:41	Punt
3.	1	6:25	S29	1	29	0:06	TD
4.	1	4:31	L40	7	60	3:16	TD
5.	2	9:36	L25	4	22	2:14	Punt
6.	2	3:47	L06	2	94	0:42	TD
7.	2	0:33	L10	6	56	0:33	Half
8.	3	11:29	S28	1	28	0:19	TD
9.	3	10:34	L35	11	65	4:21	TD
10.	3	5:25	L40	4	60	1:36	TD
11.	4	13:36	L31	1	0	0:11	Int
12.	4	12:05	L28	3	4	2:36	Punt
13.	4	6:34	L06	8	94	5:10	TD

Season/Career Highs

Season and Career, Most Passing Yards

Player	2019	Career
Evan Conley	196 vs. Wake Forest	196 at Wake Forest (2019)
Micale Cunningham	288 vs. Boston College	288 vs. Boston College (2019)
Jawon Pass	196 vs. Eastern Kentucky	358 vs. Wake Forest (2018)

2019	Career
196 at Wake Forest (2019)	196 at Wake Forest (2019)
288 vs. Boston College (2019)	288 vs. Boston College (2019)
358 vs. Wake Forest (2018)	358 vs. Wake Forest (2018)

2019	Career
62 vs. Western Kentucky	62 vs. Western Kentucky (2019)
90 vs. Syracuse	90 vs. Syracuse (2019)
50 vs. Eastern Kentucky	53 vs. Florida State (2018)

Season And Career, Longest Pass

2019	Career
62 vs. Western Kentucky	62 vs. Western Kentucky (2019)
90 vs. Syracuse	90 vs. Syracuse (2019)
53 vs. Florida State (2018)	53 vs. Florida State (2018)

Season and Career, Most Receiving Yards

Player	2019	Career
Tutu Atwell	152 vs. Syracuse	152 vs. Syracuse (2019)
Seth Dawkins	170 vs. Boston College	170 vs. Boston College (2019)
Jordan Davis	28 vs. Syracuse	69 vs. Kent State (2017)
Dez Fitzpatrick	133 at Florida State	134 vs. NC State (2017)
Marshon Ford	52 at NC State	52 at NC State (2019)
Hassan Hall	14 at NC State	33 vs. Georgia Tech (2018)
Tyler Harrell	none	36 vs. Georgia Tech (2018)
Javian Hawkins	40 at Miami	40 at Miami (2019)
Thomas Jackson	9 vs. Western Kentucky	9 vs. Western Kentucky (2019)
Josh Johnson	12 vs. Notre Dame	12 vs. Notre Dame (2019)
Tobias Little	9 vs. Notre Dame	9 vs. Notre Dame (2019)
Justin Marshall	59 vs. Eastern Kentucky	59 vs. Eastern Kentucky (2019)
Isaac Martin	8 at Florida State	8 at Florida State (2019)
Devante Peete	26 vs. Eastern Kentucky	45 vs. Georgia Tech (2018)
Ean Pfeifer	6 at Miami	6 at Miami (2019)
Keion Wakefield	40 at Miami	40 at Miami (2019)

2019	Career
152 vs. Syracuse (2019)	152 vs. Syracuse (2019)
170 vs. Boston College (2019)	170 vs. Boston College (2019)
69 vs. Kent State (2017)	69 vs. Kent State (2017)
134 vs. NC State (2017)	134 vs. NC State (2017)
52 at NC State (2019)	52 at NC State (2019)
33 vs. Georgia Tech (2018)	33 vs. Georgia Tech (2018)
36 vs. Georgia Tech (2018)	36 vs. Georgia Tech (2018)
40 at Miami (2019)	40 at Miami (2019)
9 vs. Western Kentucky (2019)	9 vs. Western Kentucky (2019)
12 vs. Notre Dame (2019)	12 vs. Notre Dame (2019)
9 vs. Notre Dame (2019)	9 vs. Notre Dame (2019)
59 vs. Eastern Kentucky (2019)	59 vs. Eastern Kentucky (2019)
8 at Florida State (2019)	8 at Florida State (2019)
45 vs. Georgia Tech (2018)	45 vs. Georgia Tech (2018)
6 at Miami (2019)	6 at Miami (2019)
40 at Miami (2019)	40 at Miami (2019)

2019	Career
90 vs. Syracuse	90 vs. Syracuse (2019)
77 vs. Boston College	77 vs. Boston College (2019)
28 vs. Syracuse	69 vs. Kent State (2017)
74 at Florida State	74 at Florida State (2019)
48 at Florida State	48 at Florida State (2019)
14 at NC State	15 vs. NC State (2018)
none	31 vs. Georgia Tech (2018)
40 at Miami	40 at Miami (2019)
9 vs. Western Kentucky	9 vs. Western Kentucky (2019)
12 vs. Notre Dame	12 vs. Notre Dame (2019)
9 vs. Notre Dame	9 vs. Notre Dame (2019)
35 vs. Eastern Kentucky	35 vs. Eastern Kentucky (2019)
8 at Florida State	8 at Florida State (2019)
26 vs. Eastern Kentucky	37 vs. Georgia Tech (2018)
6 at Miami	6 at Miami (2019)
22 at Miami	22 at Miami (2019)

Season and Career, Longest Reception

2019	Career
90 vs. Syracuse (2019)	90 vs. Syracuse (2019)
77 vs. Boston College (2019)	77 vs. Boston College (2019)
69 vs. Kent State (2017)	69 vs. Kent State (2017)
74 at Florida State (2019)	74 at Florida State (2019)
48 at Florida State (2019)	48 at Florida State (2019)
15 vs. NC State (2018)	15 vs. NC State (2018)
31 vs. Georgia Tech (2018)	31 vs. Georgia Tech (2018)
40 at Miami (2019)	40 at Miami (2019)
9 vs. Western Kentucky (2019)	9 vs. Western Kentucky (2019)
12 vs. Notre Dame (2019)	12 vs. Notre Dame (2019)
9 vs. Notre Dame (2019)	9 vs. Notre Dame (2019)
35 vs. Eastern Kentucky (2019)	35 vs. Eastern Kentucky (2019)
8 at Florida State (2019)	8 at Florida State (2019)
37 vs. Georgia Tech (2018)	37 vs. Georgia Tech (2018)
6 at Miami (2019)	6 at Miami (2019)
22 at Miami (2019)	22 at Miami (2019)

Season and Career, Most Rushing Yards

Player	2019	Career
Tutu Atwell	11 vs. Eastern Kentucky	11 vs. Eastern Kentucky (2019)
Maurice Burkley	20 vs. Eastern Kentucky	20 vs. Eastern Kentucky (2019)
Evan Conley	79 at Wake Forest	79 at Wake Forest (2019)
Micale Cunningham	97 vs. Virginia	129 vs. Western Kentucky (2018)
Hassan Hall	79 at Miami	79 at Miami (2019)
Javian Hawkins	233 vs. Syracuse	233 vs. Syracuse (2019)
Jawon Pass	67 vs. Notre Dame	80 vs. Syracuse (2018)
Tabarius Peterson	9 at Florida State	9 at Florida State (2019)

2019	Career
11 vs. Eastern Kentucky (2019)	11 vs. Eastern Kentucky (2019)
20 vs. Eastern Kentucky (2019)	20 vs. Eastern Kentucky (2019)
79 at Wake Forest (2019)	79 at Wake Forest (2019)
129 vs. Western Kentucky (2018)	129 vs. Western Kentucky (2018)
79 at Miami (2019)	79 at Miami (2019)
233 vs. Syracuse (2019)	233 vs. Syracuse (2019)
80 vs. Syracuse (2018)	80 vs. Syracuse (2018)
9 at Florida State (2019)	9 at Florida State (2019)

2019	Career
11 vs. Eastern Kentucky	11 vs. Eastern Kentucky (2019)
12 vs. Eastern Kentucky	12 vs. Eastern Kentucky (2019)
41 at Wake Forest	41 at Wake Forest (2019)
48 vs. Virginia	75 vs. Kentucky (2018)
58 at Miami	58 at Miami (2019)
66 vs. Eastern Kentucky	66 vs. Eastern Kentucky (2019)
24 vs. Eastern Kentucky	49 vs. Syracuse (2018)
9 at Florida State	9 at Florida State (2019)

Season and Career, Longest Run

2019	Career
11 vs. Eastern Kentucky (2019)	11 vs. Eastern Kentucky (2019)
12 vs. Eastern Kentucky (2019)	12 vs. Eastern Kentucky (2019)
41 at Wake Forest (2019)	41 at Wake Forest (2019)
75 vs. Kentucky (2018)	75 vs. Kentucky (2018)
58 at Miami (2019)	58 at Miami (2019)
66 vs. Eastern Kentucky (2019)	66 vs. Eastern Kentucky (2019)
49 vs. Syracuse (2018)	49 vs. Syracuse (2018)
9 at Florida State (2019)	9 at Florida State (2019)

Season and Career, Most Tackles, TFLs and Sacks

Player	2019 Tackles	Career	2019 TFL	Career	2019 Sacks	Career
Yasir Abdullah	6 vs. Wake Forest; at Miami	6 vs. Wake Forest; at Miami (2019)	2 vs. Boston College	2 vs. Boston College (2019)	1 vs. Eastern Kentucky	1 vs. Eastern Kentucky (2019)
C.J. Avery	13 vs. Wake Forest	15 vs. Boston College (2018)	1 vs. Florida State, BC	1 vs. Clemson (2018), FSU, BC (2019)	1 vs. Florida State	1 vs. Florida State (2019)
P.J. Blue	none	8 vs. Florida State (2018)	none	1 vs. Florida State (2018)	none	none
Rodjay Burns	16 vs. Wake Forest	16 vs. Wake Forest (2019)	2 vs. ECU, Wake	2 vs. ECU, Wake (2019)	1 vs. Notre Dame, ECU	1 vs. Notre Dame, ECU (2019)
Monte Caban	5 vs. Florida State	7 vs. Kentucky (2018)	1.5 vs. Syracuse	2 vs. Wake Forest (2018)	1 vs. Syracuse	1 vs. Wake (2018), SU (2019)
Marlon Character	10 vs. Syracuse	10 vs. Syracuse (2019)	1 vs. Virginia	1 vs. Virginia (2019)	1 vs. Virginia	1 vs. Virginia (2019)
Malik Clark	3 vs. Wake Forest, Syracuse	3 vs. Wake Forest, Syracuse (2019)	2 vs. WKU	2 vs. WKU (2019)	0.5 vs. Syracuse	0.5 vs. Syracuse
Seth Dawkins	1 vs. Boston College	1 vs. Boston College (2019)	none	none	none	none
Derek Dorsey	1 vs. Clemson	5 vs. Indiana State (2018)	none	1 vs. Indiana State (2018)	none	0.5 vs. Kentucky (2018)
Dorian Etheridge	12 vs. Syracuse	14 vs. Boston College (2017)	1 (six times)	2 vs. Kent State (2017)	1 vs. Florida State	1 vs. Florida State (2019)
Jack Fagot	5 at Miami	5 at Miami (2019)	none	none	none	none
Jared Goldwire	5 at NC State	5 vs. Virginia (2018), at NC State (2019)	2 at NC State	2 at NC State	1 vs. ECU, Clemson	1 vs. ECU, Clemson (2019)
Isaiah Hayes	3 vs. Clemson	3 vs. Clemson (2019)	none	none	none	none
Quen Head	2 vs. ECU, Wake, Clemson	2 vs. BC (2018), ECU, Wake, CU (2019)	none	none	none	none
Robert Hicks	2 vs. Western Kentucky	11 vs. Western Kentucky (2018)	1 vs. Notre Dame	1 vs. BC (2018); Notre Dame (2019)	none	0.5 vs. WKU (2018)
T.J. Holl	1 vs. Notre Dame, ECU, BC	1 vs. Notre Dame, ECU, BC (2019)	none	none	none	none
Anthony Johnson	8 vs. Wake Forest	8 vs. Wake Forest (2019)	2 at Miami	2 at Miami (2019)	none	none
Chandler Jones	8 vs. Virginia	8 vs. Virginia (2019)	1 vs. WKU, BC, Clemson	1 vs. WKU, BC, Clemson (2019)	none	none
Dayna Kinnaird	1 (seven times)	1 (seven times)	1 at Miami	1 at Miami (2019)	1 at Miami	1 at Miami (2019)
P.J. Mbanasor	4 vs. Notre Dame	9 vs. Alabama (2018)	none	none	none	none
Gary McCrae	2 vs. BC, NC State	2 vs. BC, at NCSU (2019), at UK (2017)	none	none	none	none
Monty Montgomery	5 vs. Clemson	5 vs. Clemson (2019)	2 vs. Virginia	2 vs. Virginia (2019)	2 vs. Virginia	2 vs. Virginia (2019)
Nick Okeke	7 vs. Notre Dame, Florida State	8 vs. Georgia Tech (2018)	1 vs. Notre Dame	1 vs. BC (2018), Notre Dame (2019)	1 vs. Notre Dame	1 vs. Notre Dame (2019)
Khane Pass	12 vs. Florida State, BC	12 vs. Florida State, BC (2019)	1 vs. ECU, FSU	1 vs. Kent St. (2017), ECU, FSU (2019)	none	none
Tabarius Peterson	4 vs. Florida State, Wake	9 vs. Western Kentucky (2018)	2 vs. Virginia	2 vs. Syracuse (2018), Virginia (2019)	none	1 vs. Syracuse (2018)
G.G. Robinson	4 vs. Eastern Kentucky	5 vs. Indiana State (2018)	1 (six times)	1.5 vs. Purdue (2017)	1 vs. ECU, Wake, UVa	1 (four times)
Damien Smith	1 vs. Eastern Kentucky	4 vs. Syracuse (2017)	none	none	none	none
TreSean Smith	none	6 vs. Syracuse (2018)	none	2 vs. Boston College (2017)	none	2 vs. Boston College (2017)
Cornelius Sturghill	4 vs. Notre Dame, WKU	6 vs. Syracuse (2018)	none	none	none	none
Trenell Troutman	6 vs. Eastern Kentucky	6 vs. Eastern Kentucky (2019)	1 vs. Eastern Kentucky	1 vs. Eastern Kentucky (2019)	none	none
Ty Tyler	2 vs. Wake Forest	2 vs. Wake Forest (2019)	none	none	none	none
Boosie Whitlow	3 at NC State	3 at NC State	1 (five times)	1 (five times)	1 vs. Eastern Kentucky	1 vs. Eastern Kentucky (2019)
Russ Yeast	11 vs. Boston College	11 vs. Boston College (2019)	1 vs. Eastern Kentucky	1.5 vs. Kentucky (2018)	none	0.5 vs. Kentucky (2018)

2019 Tackles	Career	2019 TFL	Career	2019 Sacks	Career
6 vs. Wake Forest; at Miami (2019)	6 vs. Wake Forest; at Miami (2019)	2 vs. Boston College	2 vs. Boston College (2019)	1 vs. Eastern Kentucky	1 vs. Eastern Kentucky (2019)
15 vs. Boston College (2018)	15 vs. Boston College (2018)	1 vs. Florida State, BC	1 vs. Clemson (2018), FSU, BC (2019)	1 vs. Florida State	1 vs. Florida State (2019)
8 vs. Florida State (2018)	8 vs. Florida State (2018)	none	1 vs. Florida State (2018)	none	none
16 vs. Wake Forest (2019)	16 vs. Wake Forest (2019)	2 vs. ECU, Wake	2 vs. ECU, Wake (2019)	1 vs. Notre Dame, ECU	1 vs. Notre Dame, ECU (2019)
7 vs. Kentucky (2018)	7 vs. Kentucky (2018)	1.5 vs. Syracuse	2 vs. Wake Forest (2018)	1 vs. Syracuse	1 vs. Wake (2018), SU (2019)
10 vs. Syracuse (2019)	10 vs. Syracuse (2019)	1 vs. Virginia	1 vs. Virginia (2019)	1 vs. Virginia	1 vs. Virginia (2019)
3 vs. Wake Forest, Syracuse (2019)	3 vs. Wake Forest, Syracuse (2019)	2 vs. WKU	2 vs. WKU (2019)	0.5 vs. Syracuse	0.5 vs. Syracuse
1 vs. Boston College (2019)	1 vs. Boston College (2019)	none	none	none	none
5 vs. Indiana State (2018)	5 vs. Indiana State (2018)	none	1 vs. Indiana State (2018)	none	0.5 vs. Kentucky (2018)
14 vs. Boston College (2017)	14 vs. Boston College (2017)	1 (six times)	2 vs. Kent State (2017)	1 vs. Florida State	1 vs. Florida State (2019)
5 at Miami (2019)	5 at Miami (2019)	none	none	none	none
5 vs. Virginia (2018), at NC State (2019)	5 vs. Virginia (2018), at NC State (2019)	2 at NC State	2 at NC State	1 vs. ECU, Clemson	1 vs. ECU, Clemson (2019)
3 vs. Clemson (2019)	3 vs. Clemson (2019)	none	none	none	none
2 vs. BC (2018), ECU, Wake, CU (2019)	2 vs. BC (2018), ECU, Wake, CU (2019)	none	none	none	none
11 vs. Western Kentucky (2018)	11 vs. Western Kentucky (2018)	1 vs. Notre Dame	1 vs. BC (2018); Notre Dame (2019)	none	0.5 vs. WKU (2018)
1 vs. Notre Dame, ECU, BC (2019)	1 vs. Notre Dame, ECU, BC (2019)	none	none	none	none
8 vs. Wake Forest (2019)	8 vs. Wake Forest (2019)	2 at Miami	2 at Miami (2019)	none	none
8 vs. Virginia (2019)	8 vs. Virginia (2019)	1 vs. WKU, BC, Clemson	1 vs. WKU, BC, Clemson (2019)	none	none
1 (seven times)	1 (seven times)	1 at Miami	1 at Miami (2019)	1 at Miami	1 at Miami (2019)
9 vs. Alabama (2018)	9 vs. Alabama (2018)	none	none	none	none
2 vs. BC, at NCSU (2019), at UK (2017)	2 vs. BC, at NCSU (2019), at UK (2017)	none	none	none	none
5 vs. Clemson (2019)	5 vs. Clemson (2019)	2 vs. Virginia	2 vs. Virginia (2019)	2 vs. Virginia	2 vs. Virginia (2019)
8 vs. Georgia Tech (2018)	8 vs. Georgia Tech (2018)	1 vs. Notre Dame	1 vs. BC (2018), Notre Dame (2019)	1 vs. Notre Dame	1 vs. Notre Dame (2019)
12 vs. Florida State, BC (2019)	12 vs. Florida State, BC (2019)	1 vs. ECU, FSU	1 vs. Kent St. (2017), ECU, FSU (2019)	none	none
9 vs. Western Kentucky (2018)	9 vs. Western Kentucky (2018)	2 vs. Virginia	2 vs. Syracuse (2018), Virginia (2019)	none	1 vs. Syracuse (2018)
5 vs. Indiana State (2018)	5 vs. Indiana State (2018)	1 (six times)	1.5 vs. Purdue (2017)	1 vs. ECU, Wake, UVa	1 (four times)
4 vs. Syracuse (2017)	4 vs. Syracuse (2017)	none	none	none	none
6 vs. Syracuse (2018)	6 vs. Syracuse (2018)	none	2 vs. Boston College (2017)	none	2 vs. Boston College (2017)
6 vs. Syracuse (2018)	6 vs. Syracuse (2018)	none	none	none	none
6 vs. Eastern Kentucky (2019)	6 vs. Eastern Kentucky (2019)	1 vs. Eastern Kentucky	1 vs. Eastern Kentucky (2019)	none	none
2 vs. Wake Forest (2019)	2 vs. Wake Forest (2019)	none	none	none	none
3 at NC State	3 at NC State	1 (five times)	1 (five times)	1 vs. Eastern Kentucky	1 vs. Eastern Kentucky (2019)
11 vs. Boston College (2019)	11 vs. Boston College (2019)	1 vs. Eastern Kentucky	1.5 vs. Kentucky (2018)	none	0.5 vs. Kentucky (2018)

2019 Tackles	Career	2019 TFL	Career	2019 Sacks	Career
6 vs. Wake Forest; at Miami (2019)	6 vs. Wake Forest; at Miami (2019)	2 vs. Boston College	2 vs. Boston College (2019)	1 vs. Eastern Kentucky	1 vs. Eastern Kentucky (2019)
15 vs. Boston College (2018)	15 vs. Boston College (2018)	1 vs. Florida State, BC	1 vs. Clemson (2018), FSU, BC (2019)	1 vs. Florida State	1 vs. Florida State (2019)
8 vs. Florida State (2018)	8 vs. Florida State (2018)	none	1 vs. Florida State (2018)	none	none
16 vs. Wake Forest (2019)	16 vs. Wake Forest (2019)	2 vs. ECU, Wake	2 vs. ECU, Wake (2019)	1 vs. Notre Dame, ECU	1 vs. Notre Dame, ECU (2019)
7 vs. Kentucky (2018)	7 vs. Kentucky (2018)	1.5 vs. Syracuse	2 vs. Wake Forest (2018)	1 vs. Syracuse	1 vs. Wake (2018), SU (2019)
10 vs. Syracuse (2019)	10 vs. Syracuse (2019)	1 vs. Virginia	1 vs. Virginia (2019)	1 vs. Virginia	1 vs. Virginia (2019)
3 vs. Wake Forest, Syracuse (2019)	3 vs. Wake Forest, Syracuse (2019)	2 vs. WKU	2 vs. WKU (2019)	0.5 vs. Syracuse	0.5 vs. Syracuse
1 vs. Boston College (2019)					

GAME 1

Notre Dame 35
Louisville 17

Sept. 2 • Cardinal Stadium, Louisville, Ky. (58,187)

NOTRE DAME	14	7	7	7	35
LOUISVILLE	14	0	0	3	17

LOUISVILLE, Ky. (AP) - Ian Book ran for one touchdown and threw for another, Jahmir Smith rushed for two scores and No. 9 Notre Dame beat Louisville 35-1.

Tony Jones Jr. rushed 15 times for 112 yards, including an 11-yard TD, as the Fighting Irish worked harder than expected to put away the rebuilding Cardinals in Scott Satterfield's debut as coach. Notre Dame trailed 14-7 in the first before Jones' score tied it, and Book followed with an 11-yard score just before halftime.

Book's TD came after a bizarre sequence featuring three consecutive fumbles between the teams, the last of which Notre Dame recovered at Louisville's 20. The Irish forced five fumbles overall and recovered three.

Scoring Summary**1st Quarter**

12:39 - ND - Smith 3 yd run (DOERER kick), 6 plays, 75 yards, 2:21

07:27 - UL - Pass, J. 8 yd run (Creque, B. kick), 12 plays, 88 yards, 5:12

04:08 - UL - Pass, J. 17 yd run (Creque, B. kick), 6 plays, 75 yards, 2:14

00:29 - ND - Jones 11 yd run (DOERER kick), 9 plays, 75 yards, 3:39

2nd Quarter

00:17 - ND - Book 11 yd run (DOERER kick), 4 plays, 20 yards, 0:46

3rd Quarter

08:06 - ND - Tremble 26 yd pass from BOOK (DOERER kick) 2 plays, 57 yards, 0:36

4th Quarter

13:25 - UL - Creque, B. 42 yd field goal 10 plays, 59 yards, 5:19

08:15 - ND - Smith 1 yd run (DOERER kick), 12 plays, 75 yards, 5:10

Statistics	ND	UL
First Downs	18	21
Rushing Attempts	42	47
Rushing Yards	230	249
Comps-Attempts-I	14-23-0	12-28-0
Pass Yards	193	134
Total Yards	423	383
Punting Average	6-39.3	5-41.4
Fumbles-Lost	2-1	5-3
Sacks By	4-28	3-14
Penalty Yards	4-20	8-50
3rd Downs	5-12	6-15
4th Downs	0-1	1-2
TOP	28:00	32:00

Rushing: ND: Jones 15-112-1; Book 14-81-1; Smith 8-24-2; **UL:** Hawkins 19-122-0; Hall 11-69-0; Pass 16-67-2

Passing: ND: Book 14-23-0-193-1; **UL:** Pass 12-27-0-134-0; Atwell 0-1-0-0-0

Receiving: ND: Claypool 5-94-0; Tremble 3-49-1; Keys 2-15-0; Armstrong 1-16-0; McKinley 1-11-0; Smith 1-6-0; Finke 1-2-0; **UL:** Atwell 5-47-0; Ford 2-43-0; Dawkins 1-18-0; Johnson 1-12-0; Fitzpatrick 1-10-0; Little 1-9-0

GAME 2

Eastern Kentucky 0
Louisville 42

Sept. 7 • Cardinal Stadium, Louisville, Ky. (48,808)

E. KENTUCKY	0	0	0	0	0
LOUISVILLE	14	0	14	14	42

LOUISVILLE, Ky. (AP) - Jawon Pass threw for a career-high four touchdowns to lead Louisville to a 42-0 victory over Eastern Kentucky and give coach Scott Satterfield his first win with the Cardinals.

The junior quarterback completed 12 of 19 passes for 196 yards as the Cardinals (1-1) broke a 10-game losing streak that dated to nearly a year ago. Javian Hawkins, a redshirt freshman, ran 11 times for 123 yards.

Louisville had 542 total yards while limiting the Colonels (1-1), a Football Championship Subdivision team, to 172. It marked just the second time in the post-Lamar Jackson era that Louisville had at least 500 yards.

Daryl McCleskey Jr. led EKU with 78 yards on 22 carries.

Louisville last won on Sept. 15, 2018, beating Western Kentucky 20-17. The Cardinals then lost the last nine games to close out the season.

Scoring Summary**1st Quarter**

12:34 - UL - Atwell, T. 50 yd pass from Pass, J. (Creque, B. kick) 2 plays, 79 yards, 1:10

02:17 - UL - Ford, M. 5 yd pass from Pass, J. (Creque, B. kick) 2 plays, 15 yards, 0:30

3rd Quarter

14:36 - UL - Ford, M. 5 yd pass from Pass, J. (Creque, B. kick) 2 plays, 71 yards, 0:24

3:58 - UL - Fitzpatrick, D. 5 yd pass from Pass, J. (Creque, B. kick) 12 plays, 93 yards, 6:47

4th Quarter

12:05 - UL - Hall, H. 1 yd run (Creque, B. kick), 8 plays, 85 yards, 3:31

05:47 - UL - Cunningham, M. 38 yd run (Creque, B. kick), 4 plays, 66 yards, 1:53

Statistics	EKU	UL
First Downs	10	23
Rushing Attempts	43	38
Rushing Yards	130	322
Comps-Attempts-I	9-16-0	13-20-1
Pass Yards	42	220
Total Yards	172	542
Punting Average	9-37.4	2-46.5
Fumbles-Lost	0-0	0-0
Sacks By	0-0	5-40
Penalty Yards	7-50	5-20
3rd Downs	6-17	4-9
4th Downs	0-2	1-2
TOP	33:27	26:33

Rushing: EKU: McCleskey 22-78-0; McKinney 4-38-0; Booth 8-33-0; **UL:** Hawkins 11-123-0; Cunningham 4-73-1; Hall 15-58-1; Pass 4-37-0

Passing: EKU: Blount 6-12-0-43-0; McKinney 3-4-0-1-0 **UL:** Pass 12-19-1-196-4; Cunningham 1-1-0-24-0

Receiving: EKU: Valiga 2-12-0; Cabrera 2-11-0; Dixon 2-9-0; **UL:** Fitzpatrick 3-32-1; Ford 3-26-2; Marshall 2-59-0; Atwell 2-53-1; Peete 1-26-0; Wakefield 1-16-0; Jackson 1-8-0

GAME 3

Louisville 38
 Western Kentucky 21

Sept. 14 • Nissan Stadium, Nashville, Tenn. (22,665)

LOUISVILLE	7	24	7	0	38
WESTERN KY	0	7	7	7	21

NASHVILLE, Tenn. (AP) - No starting quarterback, no problem for the Louisville Cardinals in their 38-21 victory over Western Kentucky in a neutral-site non-conference game at Nissan Stadium.

Louisville announced prior to kickoff that starting quarterback Jawon Pass would miss the game due to a foot injury. Redshirt sophomore quarterback Malik Cunningham directed four first-half scoring drives before leaving in the third quarter following a hit to the head. True freshman Evan Conley finished up and threw a 62-yard touchdown pass on his second throw of the game as the Cardinals dominated the Hilltoppers.

Cunningham completed 7 of 10 passes in the first half for 114 yards and two touchdowns as Louisville built 31-7 halftime lead. A 9-yard shovel pass to Chatarius Atwell gave Louisville a 7-0 first-quarter lead with 4:18 left. On the Cardinals' next offensive series, Cunningham and Atwell hooked up again on a 46-yard touchdown throw.

Western Kentucky closed to within 14-7 when Steven Duncan found Joshua Simon for a 77-yard TD pass. But the Hilltoppers gave up 17 unanswered points to close out the first half, including a 30-yard score on a fumble return by Rodjay Burns with 47 seconds remaining in the first half.

Scoring Summary

1st Quarter

UL - Atwell, T. 9 yd pass from Cunningham, M. (Creque, B. kick) 10 plays, 58 yards, 4:45

2nd Quarter

UL - Atwell, T. 46 yd pass from Cunningham, M. (Creque, B. kick) 10 plays, 83 yards, 4:10

WKU - SIMON, J. 77 yd pass from DUNCAN, S. (MUNSON, C. kick) 2 plays, 82 yards, 0:46

UL - Hawkins, J. 20 yd run (Creque, B. kick), 8 plays, 75 yards, 3:04

UL - Creque, B. 43 yd field goal 10 plays, 49 yards, 5:10

UL - Burns, R. 30 yd fumble recovery (Creque, B. kick)

3rd Quarter

WKU - PEARSON, J. 8 yd pass from DUNCAN, S. (MUNSON, C. kick) 7 plays, 36 yards, 2:33

UL - Atwell, T. 62 yd pass from Conley, E. (Creque, B. kick) 1 plays, 62 yards, 0:10

4th Quarter

WKU - FOURTENBARY, K. 3 yd pass from DUNCAN, S. (MUNSON, C. kick) 9 plays, 68 yards, 3:28

Statistics	UL	WKU
First Downs	21	14
Rushing Attempts	51	23
Rushing Yards	210	43
Comps-Attempts-I	10-16-0	25-47-0
Pass Yards	205	245
Total Yards	415	288
Punting Average	4-38.3	5-37.2
Fumbles-Lost	1-1	2-2
Sacks By	1-9	3-12
Penalty Yards	6-69	5-25
3rd Downs	4-11	4-16
4th Downs	1-2	1-4
TOP	29:05	30:66

Rushing: UL: Hawkins 19-93-1; Hall 12-55-0; Cunningham 16-48-0; Atwell 2-10-0; **WKU:** Walker 14-41-0; McClendon 2-15-0

Passing: UL: Cunningham 8-13-0-119-2; Conley 2-3-0-86-1 **WKU:** Duncan 25-47-0-245-3

Receiving: UL: Atwell 4-141-3; Dawkins 3-21-0; Ford 1-23-0; Peete 1-11-0; Jackson 1-9-0; **WKU:** Sloan 6-35-0; Pearson 5-37-1; Jernigan 5-20-0; Jackson 4-40-0; Walker 2-21-0; Simon 1-77-1

GAME 4

Louisville 24
 Florida State 35

Sept. 21 • Doak Campbell Stadium, Tallahassee, Fla. (46,530)

LOUISVILLE	0	7	10	7	24
FLORIDA STATE	21	0	0	14	35

TALLAHASSEE, Fla. - Cam Akers scored three touchdowns and Alex Hornibrook came off the bench and threw a 60-yard touchdown pass in the fourth quarter as Florida State defeated Louisville 35-24.

Akers ran 29 times for 112 yards for Florida State (2-2, 1-1 Atlantic Coast Conference), which had 522 offensive yards.

The Seminoles squandered a 21-0 lead after the first quarter. Louisville's Malik Cunningham threw for two touchdowns and ran for another as the Cardinals were able to storm back for a short-lived fourth-quarter lead.

Hornibrook put the Seminoles ahead for good, 28-24, on a touchdown pass to Tamorrion Terry with 7:25 left in the game.

Cunningham completed 16 of 27 passes for a career-high 286 yards but Louisville (2-2, 0-1) missed out on its first ACC win since 2017.

Florida State lost quarterback James Blackman to injury in the third quarter. Hornibrook, who had a first-quarter touchdown pass, stepped in and completed 15 of 20 passes for 255 yards.

Ricky Aguayo missed field-goal attempts from 51, 47 and 41 for the Seminoles.

Scoring Summary

1st Quarter

FS - Akers,C 1 yd run (Aguayo,Ri kick), 8 plays, 73 yards, 2:19

FS - Helton,K 44 yd pass from Hornibrook,A (Aguayo,Ri kick) 2 plays, 61 yards, 0:25

FS - Akers,C 4 yd run (Aguayo,Ri kick), 4 plays, 39 yards, 1:30

2nd Quarter

UL - Atwell, T. 9 yd pass from Cunningham, M. (Creque, B. kick) 16 plays, 66 yards, 6:22

3rd Quarter

UL - Creque, B. 30 yd field goal 8 plays, 53 yards, 3:33

UL - Cunningham, M. 4 yd run (Creque, B. kick), 7 plays, 76 yards, 2:44

4th Quarter

UL - Fitzpatrick, D. 74 yd pass from Cunningham, M. (Creque, B. kick) 3 plays, 85 yards, 1:09

FS - Terry,T 60 yd pass from Hornibrook,A (Aguayo,Ri kick) 6 plays, 87 yards, 2:14

FS - Akers,C 1 yd run (Aguayo,Ri kick), 10 plays, 46 yards, 4:16

Statistics	UL	FSU
First Downs	18	26
Rushing Attempts	47	41
Rushing Yards	124	140
Comps-Attempts-I	16-28-1	26-34-0
Pass Yards	286	382
Total Yards	410	552
Punting Average	6-44.2	4-42.0
Fumbles-Lost	2-1	1-0
Sacks By	2-7	6-27
Penalty Yards	7-54	5-36
3rd Downs	5-17	5-14
4th Downs	2-3	0-1
TOP	33:42	26:18

Rushing: UL: Hall 11-57-0; Hawkins 17-52-0; Peterson 1-9-0; Cunningham 17-5-1; Burkley 1-1-0; **FSU:** Akers 29-112-3; Hornibrook 3-18-0

Passing: UL: Cunningham 16-27-1-286-2; **FSU:** Hornibrook 15-20-0-255-2; Blackman 11-14-0-127-0

Receiving: UL: Fitzpatrick 7-133-1; Atwell 5-69-1; Ford 1-48-0; Davis 1-18-0; Hall 1-10-0; Martin 1-8-0; **FSU:** Helton 7-96-1; Harisson 4-54-0; Nabers 3-45-0; Matthews 3-44-0; Akers 3-21-0; Terry 2-73-1

GAME 5

Boston College..... 39
Louisville 41

Oct. 5 • Cardinal Stadium, Louisville, Ky. (46,007)

BOSTON COLLEGE	7	15	7	10	39
LOUISVILLE	14	14	3	10	41

LOUISVILLE, Ky. (AP) - Blanton Creque's 41-yard field goal with 1:02 remaining edged Louisville past Boston College for a wild 41-39 victory that ended a nine-game Atlantic Coast Conference losing streak.

Shortly after Aaron Boumerhi's 45-yard field goal with 3:32 left put the Eagles ahead 39-38, the Cardinals (3-2, 1-1) drove 52 yards in eight plays for Creque's line drive that sailed through the uprights. BC (3-3, 1-2) drove to its 42 before turning the ball over on downs with two seconds left, sparking a celebration as Louisville emerged from the shootout with its first conference win since beating Syracuse in November 2017.

The schools combined for 1,227 yards, most of it passing in a contest that matched the ACC's top two rushing attacks. Louisville gained the edge 664-563, helped by those final yards ending with Creque's second field goal.

Cardinals freshman Evan Conley completed 10 of 16 passes for 140 yards and a 23-yard TD to Dez Fitzpatrick for 38-29 lead early in the fourth quarter. He alternated with Micala Cunningham, who was 13 of 18 passing for 288 yards and 59-yard TD.

Scoring Summary

1st Quarter

UL - Cunningham, M. 3 yd run (Creque, B. kick), 6 plays, 80 yards, 2:31
 BC - Long, H 72 yd pass from Brown, A (Boumerhi, A kick) 4 plays, 89 yards, 1:32
 UL - Dawkins, S. 59 yd pass from Cunningham, M. (Creque, B. kick) 4 plays, 75 yards, 1:47

2nd Quarter

BC - Idrizi, K 10 yd pass from Grosel, D (Boumerhi, A kick) 8 plays, 89 yards, 2:35
 UL - Hawkins, J. 3 yd run (Creque, B. kick), 10 plays, 75 yards, 5:04
 UL - Hall, H. 6 yd run (Creque, B. kick), 3 plays, 80 yards, 0:39
 BC - White, K 13 yd pass from Grosel, D (Long, H pass) 9 plays, 70 yards, 1:16

3rd Quarter

BC - Idrizi, K 19 yd pass from Grosel, D (Boumerhi, A kick) 8 plays, 59 yards, 3:01
 UL - Creque, B. 34 yd field goal 6 plays, 41 yards, 3:17

4th Quarter

UL - Fitzpatrick, D. 23 yd pass from Conley, E. (Creque, B. kick) 13 plays, 96 yards, 6:16
 BC - Levy, T 37 yd run (Boumerhi, A kick), 3 plays, 70 yards, 1:05
 BC - Boumerhi, A 45 yd field goal 13 plays, 52 yards, 3:57
 UL - Creque, B. 41 yd field goal 8 plays, 52 yards, 2:30

Statistics	UL	BC
First Downs	26	24
Rushing Attempts	44	45
Rushing Yards	236	259
Comps-Attempts-I	23-34-0	15-33-1
Pass Yards	428	304
Total Yards	664	563
Punting Average	5-39.4	4-51.2
Fumbles-Lost	1-0	1-1
Sacks By	0-0	0-0
Penalty Yards	7-61	5-35
3rd Downs	8-16	4-15
4th Downs	1-1	2-3
TOP	34:54	25:06

Rushing: UL: Hawkins 25-172-1; Cunningham 6-43-1-Hall 11-23-0;

BC: Dillon 22-118-0; Grosel 6-47-0, Bailey 12-43-0; Levy 1-37-1

Passing: UL: Cunningham 13-18-0-288-1; Conely 10-16-0-140-1; BC: Brown 6-7-0-193-1; Grosel 89-24-1-111-3

Receiving: UL: Atwell 8-110-; Dawkins 6-170-1; Fitzpatrick 5-108-1; Marshall 1-20-0; Hawkins 1-13-0-Ford 1-5-0; BC: Long 3-99-1; Flowers 3-72-0; White 3-28-1; Idrizi 3-31-2; Burt 2-28-0; Dillon 1-36-0

GAME 6

Louisville 62
Wake Forest 59

Oct. 12 • BB&T Field, Winston-Salem, N.C. (24,434)

LOUISVILLE	21	10	14	17	62
WAKE FOREST	7	14	10	28	59

WINSTON-SALEM, N.C. (AP) - Evan Conley ran 41 yards for a critical touchdown with 2:15 remaining, and Louisville held off Wake Forest's late rally to upset the 19th-ranked Demon Deacons 62-59 on Saturday night in the second-highest-scoring game in Atlantic Coast Conference history.

Conley also threw two touchdown passes to Dez Fitzpatrick and Hassan Hall returned a kickoff 100 yards for a score to help the Cardinals (4-2, 2-1) spoil Wake Forest's first national ranking in 11 years.

The combined 121 points was second only to the 137 scored in Pittsburgh's 76-61 victory over Syracuse in 2016. The teams combined for 1,188 total yards in this one.

Conley took a fourth-and-1 keeper 41 yards for a touchdown to give the Cardinals a 62-52 lead with 2:52 remaining - plenty of time for the Demon Deacons to counter, with Hartman leading them 92 yards in seven plays and scoring on a 1-yard keeper with 1:10 remaining.

The onside kick squirted downfield, Tutu Atwell came away with it in a pileup with 1:05 left and the Cardinals ran out the clock to seal the victory.

Scoring Summary

1st Quarter

UL - Hawkins, J. 8 yd run (Creque, B. kick), 4 plays, 28 yards, 1:35
 UL - Dawkins, S. 55 yd pass from Cunningham, M. (Creque, B. kick), 7 plays, 92 yards, 3:02
 WF - Surratt, S 12 yd pass from Newman, J (Sciba, N kick), 13 plays, 75 yards, 3:35
 UL - Hall, H. 100 yd kickoff return (Creque, B. kick)

2nd Quarter

UL - Atwell, T. 9 yd pass from Cunningham, M. (Creque, B. kick), 3 plays, 13 yards, 0:32
 WF - Surratt, S 3 yd pass from Newman, J (Sciba, N kick), 7 plays, 74 yards, 2:24
 WF - Carney, C 1 yd run (Sciba, N kick), 3 plays, 4 yards, 1:14
 UL - Creque, B. 32 yd field goal, 9 plays, 32 yards, 4:36

3rd Quarter

UL - Fitzpatrick, D. 15 yd pass from Conley, E. (Creque, B. kick), 1 play, 15 yards, 0:22
 WF - Surratt, S 47 yd pass from Newman, J (Sciba, N kick), 7 plays, 86 yards, 1:43
 UL - Hall, H. 8 yd run (Creque, B. kick), 7 plays, 70 yards, 3:44
 WF - Sciba, N 34 yd field goal, 7 plays, 42 yards, 1:44

4th Quarter

UL - Fitzpatrick, D. 50 yd pass from Conley, E. (Creque, B. kick), 3 plays, 56 yards, 1:12
 WF - Walker, K 3 yd run (Sciba, N kick), 9 plays, 59 yards, 2:55
 UL - Creque, B. 36 yd field goal, 5 plays, 33 yards, 0:44
 WF - Washington, S 22 yd pass from Hartman, S (Sciba, N kick), 7 plays, 69 yards, 1:23
 WF - Freudenthal, J 21 yd pass from Hartman, S (Sciba, N kick), 2 plays, 47 yards, 0:35
 UL - Conley, E. 41 yd run (Creque, B. kick), 4 plays, 50 yards, 1:22
 WF - Hartman, S 1 yd run (Sciba, N kick), 7 plays, 92 yards, 1:05

Statistics	UL	WF
First Downs	22	40
Rushing Attempts	44	46
Rushing Yards	225	245
Comps-Attempts-I	17-25-1	33-56-2
Pass Yards	295	423
Total Yards	520	668
Punting Average	4-39.8	6-44.7
Fumbles-Lost	2-1	3-1
Sacks By	2-11	1-4
Penalty Yards	8-90	8-59
3rd Downs	6-14	7-15
4th Downs	1-1	0-0
TOP	32:09	27:51

Rushing: UL: Conley 7-79; Hawkins 20-60; Cunningham 4-59; Hall 11-30; WF: Beal-Smith 14-123; Carney 17-95; Newman 9-13; Walker 4-10; Hartman 2-4

Passing: UL: Conley 12-18-1-196; Cunningham 5-6-0-99; WF: Newman 24-41-2-251; Hartman 9-15-0-172

Receiving: UL: Atwell 7-85; Fitzpatrick 5-125; Dawkins 3-68; Wakefield 2-17; WF: Hinton 13-134; Surratt 12-196; Freudenthal 5-51; Washington 2-28; Roberson 1-14

GAME 7

Clemson **45**
Louisville **10**

Oct. 19 • Cardinal Stadium, Louisville, Ky. (51,015)

CLEMSON	3	14	7	21	45
LOUISVILLE	0	3	0	7	10

LOUISVILLE, Ky. (AP) - Trevor Lawrence overcame two early interceptions to throw three touchdown passes, Travis Etienne rushed for 192 yards and a score and No. 3 Clemson routed Louisville 45-10 on Saturday for its 22nd consecutive victory.

Darien Rencher and Chez Mellusi added rushing TDs for the Tigers (7-0, 5-0 Atlantic Coast Conference), who missed first-quarter chances to build a big lead when Lawrence was picked off twice near the goal line. The sophomore quarterback settled down to hit Joseph Ngata and Justyn Ross with second-quarter TDs for a 17-3 halftime lead.

Lawrence's 10-yard TD to Cornell Powell made it 31-3, and he finished 20 of 29 for 233 yards.

The Tigers also posted six sacks and kept Louisville (4-3, 2-2) out of the end zone until Javian Hawkins' 3-yard TD late in the game. Clemson outgained Louisville 551-263 and improved to 6-0 all-time against the Cardinals.

Hawkins had 129 yards on 26 carries, but Louisville never got closer than 10-3 after winning its previous two games.

Scoring Summary**1st Quarter**

CU - Potter 51 yd field goal, 5 plays, 46 yards, 2:08

2nd Quarter

CU - Ngata 6 yd pass from Lawrence (Sawicki kick), 6 plays, 81 yards, 3:04

UL - Creque, B. 28 yd field goal, 11 plays, 52 yards, 5:44

CU - Ross 25 yd pass from Lawrence (Sawicki kick), 5 plays, 77 yards, 1:00

3rd Quarter

CU - Etienne 49 yd run (Potter kick), 2 plays, 58 yards, 0:34

4th Quarter

CU - Powell 10 yd pass from Lawrence (Potter kick), 7 plays, 63 yards, 2:10

CU - Rencher 8 yd run (Potter kick), 5 plays, 25 yards, 1:57

UL - Hawkins, J. 3 yd run (Creque, B. kick), 9 plays, 75 yards, 5:04

CU - Mellusi 16 yd run (Potter kick), 10 plays, 75 yards, 4:10

Statistics	CU	UL
First Downs	23	15
Rushing Attempts	37	43
Rushing Yards	298	156
Comps-Attempts-I	22-33-2	8-22-2
Pass Yards	253	107
Total Yards	551	263
Punting Average	3-36.0	6-48.5
Fumbles-Lost	1-0	1-1
Sacks By	6-39	1-4
Penalty Yards	6-47	5-40
3rd Downs	5-11	5-14
4th Downs	0-0	0-1
TOP	30:06	29:54

Rushing: Clemson: ETIENNE 14-192; LAWRENCE 10-47; MELLUSI 5-35; DIXON 5-11; RENCHER 1-8; DUKES 2-5. **Louisville:** Hawkins, J. 26-129; Hall, H. 3-15; Atwell, T. 1-9; Conley, E. 8-7; Burkley, M. 2-6; Cunningham, M. 3-minus 10

Passing: Clemson: LAWRENCE 20-29-2-233; BRICE 2-3-0-20; TEAM 0-1-0-0.

Louisville: Conley, E. 4-11-1-44; Cunningham, M. 4-11-1-63

Receiving: Clemson: ROSS 5-55; ETIENNE 4-35; RODGERS 3-78; OVERTON 3-43; CHASE 1-13; POWELL 1-10; ALLEN 1-10; NGATA 1-6; W. SWINNEY 1-4; HIGGINS 1-3; DIXON 1-minus 4. **Louisville:** Fitzpatrick, D. 3-63; Atwell, T. 3-37; Dawkins, S. 1-6; Davis, J. 1-1.

GAME 8

Virginia **21**
Louisville **28**

Oct. 26 • Cardinal Stadium, Louisville, Ky. (48,689)

VIRGINIA	7	7	0	7	21
LOUISVILLE	7	0	7	14	28

LOUISVILLE, Ky. (AP) - Micale Cunningham and Javian Hawkins accounted for two touchdowns apiece, including one each in the fourth quarter, and Louisville made a final defensive stand to hold off Virginia 28-21 on Saturday.

The Cardinals (5-3, 3-2 Atlantic Coast Conference) converted a late third-quarter fumble recovery into Cunningham's 25-yard scoring run with 14:22 remaining for a 21-14 lead. Hawkins added a 17-yard TD with 2:46 left for a two-touchdown cushion that proved critical as the Cavaliers (5-3, 3-2) made a last charge.

Bryce Perkins' 4-yard scoring pass to Tavares Kelly made it 28-21 with 21 seconds left, and Virginia recovered the onside kick two seconds later at the Louisville 41. The Cavs managed just one more yard, and Perkins' deep pass to the end zone fell incomplete in the rain as time expired.

Cunningham's shovel pass to Tutu Atwell went for a 77-yard TD and a 7-7 tie. Hawkins also had a 2-yard TD run as the Cardinals outgained Virginia 360-311 on a cool, soggy day.

Scoring Summary**1st Quarter**

VA - Taulapapa, W 6 yd run (Delaney, B kick), 7 plays, 60 yards, 3:57

UL - Atwell, T. 77 yd pass from Cunningham, M. (Creque, B. kick), 2 plays, 71 yards, 0:49

2nd Quarter

VA - Taulapapa, W 19 yd run (Delaney, B kick), 5 plays, 53 yards, 2:40

3rd Quarter

UL - Hawkins, J. 2 yd run (Creque, B. kick), 12 plays, 89 yards, 5:33

4th Quarter

UL - Cunningham, M. 25 yd run (Creque, B. kick), 3 plays, 34 yards, 1:08

UL - Hawkins, J. 17 yd run (Chalifoux, R. kick), 4 plays, 63 yards, 2:19

VA - Kelly, T 4 yd pass from Perkins, B (Delaney, B kick), 15 plays, 69 yards, 2:25

Statistics	VA	UL
First Downs	18	17
Rushing Attempts	26	45
Rushing Yards	78	227
Comps-Attempts-I	24-42-1	8-14-0
Pass Yards	233	133
Total Yards	311	360
Punting Average	7-43.4	5-45.2
Fumbles-Lost	2-1	1-0
Sacks By	4-24	4-30
Penalty Yards	8-70	5-30
3rd Downs	4-14	5-12
4th Downs	2-2	0-1
TOP	29:42	30:18

Rushing: Virginia: Taulapapa, W 11-54; Perkins, B 13-22; Reed, J 1-2; Kelly, T 1-0. **Louisville:** Hawkins, J. 28-136; Cunningham, M. 11-97; Hall, H. 4-9; Conley, E. 1-minus 7; Atwell, T. 1-minus 8.

Passing: Virginia: Perkins, B 24-41-1-233; Armstrong, B 0-1-0-0. **Louisville:** Cunningham, M. 6-10-0-126; Conley, E. 2-4-0-7.

Receiving: Virginia: Reed, J 8-48; Dubois, H 7-93; Jana, T 6-75; Cowley, T 1-12; Kelly, T 1-4; Atkins, L 1-1. **Louisville:** Atwell, T. 6-122; Fitzpatrick, D. 1-10; Hawkins, J. 1-1.

GAME 9

Louisville	27
Miami	52

Nov. 9 • Hard Rock Stadium, Miami Gardens, Fla. (53,111)

LOUISVILLE	7	7	7	6	27
MIAMI	21	14	17	0	52

MIAMI GARDENS, Fla. (AP) - Jarren Williams set a school record with six touchdown passes, Dee Wiggins and Mike Harley catching two apiece, and Miami clinched bowl-eligibility with a 52-27 win over Louisville on Saturday.

Will Mallory and DeeJay Dallas also had touchdown catches for Miami (6-4, 4-3 Atlantic Coast Conference). Williams completed 15 of 22 passes for 253 yards.

Louisville quarterback Micale Cunningham threw for two scores and ran for another, before he left injured in the second half. Hassan Hall had a 58-yard touchdown run for the Cardinals (5-4, 3-3) and running back Javian Hawkins had 105 yards on 15 carries.

Tutu Atwell had six catches for 142 yards, including an 80-yard touchdown on a catch-and-run for the Cardinals.

Scoring Summary

1st Quarter

UM - Dallas, D. 5 yd run (Price, C. kick), 7 plays, 92 yards, 2:55

UL - Atwell, T. 80 yd pass from Cunningham, M. (Chalifoux, R. kick), 5 plays, 87 yards, 2:28

UM - Wiggins, D. 67 yd pass from Williams, J. (Price, C. kick), 1 play, 67 yards, 0:15

UM - Dallas, D. 14 yd pass from Williams, J. (Price, C. kick), 1 play, 14 yards, 0:10

2nd Quarter

UL - Pfeifer, E. 6 yd pass from Cunningham, M. (Chalifoux, R. kick), 10 plays, 80 yards, 5:28

UM - Wiggins, D. 10 yd pass from Williams, J. (Price, C. kick), 6 plays, 79 yards, 3:17

UM - Mallory, W. 17 yd pass from Williams, J. (Price, C. kick), 6 plays, 32 yards, 2:59

3rd Quarter

UM - Harley, M. 31 yd pass from Williams, J. (Price, C. kick), 6 plays, 66 yards, 3:23

UL - Cunningham, M. 1 yd run (Chalifoux, R. kick), 3 plays, 70 yards, 1:17

UM - Harley, M. 28 yd pass from Williams, J. (Price, C. kick), 3 plays, 23 yards, 0:57

UM - Price, C. 24 yd field goal, 9 plays, 60 yards, 4:38

4th Quarter

UL - Hall, H. 58 yd run (Chalifoux, R. kick failed), 6 plays, 86 yards, 3:16

Statistics	UL	UM
First Downs	18	21
Rushing Attempts	35	32
Rushing Yards	168	197
Comps-Attempts-I	18-29-2	16-23-0
Pass Yards	328	252
Total Yards	496	449
Punting Average	5-33.6	4-46.2
Fumbles-Lost	2-1	0-0
Sacks By	1-14	3-19
Penalty Yards	14-121	5-55
3rd Downs	5-14	5-10
4th Downs	3-4	0-0
TOP	33:02	26:58

Rushing: Louisville: Hawkins, J. 15-91; Hall, H. 6-79; Conley, E. 3-10; Atwell, T. 1-minus 4; Cunningham, M. 10-minus 8. **Miami (FL):** Dallas, D. 15-96; Harris, C. 8-78; Williams, J. 7-23; Thomas, J. 1-1; TEAM 1-minus 1.

Passing: Louisville: Cunningham, M. 12-18-1-219; Conley, E. 6-11-1-109. **Miami (FL):** Williams, J. 15-22-0-253; Perry, N. 1-1-0-minus 1.

Receiving: Louisville: Atwell, T. 6-142; Wakefield, K. 3-40; Ford, M. 3-25; Hawkins, J. 1-40; Dawkins, S. 1-36; Marshall, J. 1-20; Hall, H. 1-10; Fitzpatrick, D. 1-9; Pfeifer, E. 1-6. **Miami (FL):** Harley, M. 6-116; Wiggins, D. 3-85; Osborn, K. 3-5; Mallory, W. 1-17; Dallas, D. 1-14; Harris, C. 1-12; Thomas, J. 1-3.

GAME 10

Louisville	34
NC State	20

Nov. 16 • Carter-Finley Stadium, Raleigh, N.C. (54,089)

LOUISVILLE	0	7	20	7	34
NC STATE	0	10	0	10	20

RALEIGH, N.C. (AP) - Micale Cunningham threw four TD passes as Louisville clinched bowl eligibility Saturday night with a 34-20 win over N.C. State.

The big-play passing game of Louisville (6-4, 4-3 ACC) proved too much to handle for an N.C. State team missing its top five cornerbacks because of injury. Cunningham completed scoring passes of 43 yards to Dez Fitzpatrick, 74 yards to Tutu Atwell and 42 yards to Marshon Ford.

N.C. State (4-6, 1-5), which has five starters overall out for the season due to injury, led 10-7 at halftime after a 15-yard, second-quarter scoring pass from Devin Leary to Emeka Emezie, but gave up two touchdowns in the first 2:30 of the third quarter to fall behind by a double-digit margin.

Louisville has a reputation for big gains in the passing game as Cunningham and speedy wideouts Atwell and Fitzpatrick have stretched defenses vertically all season. The Cardinals' 17.0 yards per completion entering Saturday's game ranked fifth in the nation, and Louisville had 13 completions of at least 40 yards in its first nine games.

That deep-passing ability made the Cardinals an extremely challenging matchup for the banged-up N.C. State defensive backfield. Fitzpatrick got wide open behind the defense for the first touchdown of the game, and the speedy Atwell got matched up with a linebacker for the go-ahead score on the opening possession of the third quarter.

Louisville added a fifth scoring pass on a fourth-quarter fake field goal when place-kicker Ryan Chalifoux rolled right and patiently held the ball until Ford got free of the defense for a 7-yard reception. Cunningham was 13-for-20 passing for 242 yards.

Scoring Summary

2nd Quarter

UL - Fitzpatrick, D. 43 yd pass from Cunningham, M. (Chalifoux, R. kick), 6 plays, 53 yards, 2:59

ST - Dunn, C. 28 yd field goal, 10 plays, 54 yards, 4:13

ST - Emezie, E. 15 yd pass from Leary, D. (Dunn, C. kick), 4 plays, 27 yards, 1:21

3rd Quarter

UL - Atwell, T. 74 yd pass from Cunningham, M. (Chalifoux, R. kick), 3 plays, 75 yards, 1:36

UL - Ford, M. 42 yd pass from Cunningham, M. (Chalifoux, R. kick failed), 2 plays, 40 yards, 0:41

UL - Pfeifer, E. 1 yd pass from Cunningham, M. (Chalifoux, R. kick), 13 plays, 64 yards, 6:06

4th Quarter

ST - Person, R. 16 yd pass from Leary, D. (Dunn, C. kick), 12 plays, 76 yards, 5:28

UL - Ford, M. 7 yd pass from Chalifoux, R. (Chalifoux, R. kick), 9 plays, 47 yards, 4:22

ST - Dunn, C. 27 yd field goal, 16 plays, 65 yards, 5:23

Statistics	UL	NCSU
First Downs	17	25
Rushing Attempts	39	35
Rushing Yards	77	134
Comps-Attempts-I	14-21-0	24-46-1
Pass Yards	249	243
Total Yards	326	377
Punting Average	4-35.2	2-54.0
Fumbles-Lost	1-0	4-2
Sacks By	2-11	3-19
Penalty Yards	10-66	4-51
3rd Downs	8-14	8-17
4th Downs	1-1	3-4
TOP	30:26	29:34

Rushing: Louisville: Hawkins, J. 16-67; Cunningham, M. 16-9; Hall, H. 6-2; TEAM 1-minus 1. **NC State:** Knight, Z. 12-61; Houston, J. 7-28; Leary, D. 12-23; Person, R. 4-10; Ekwonu, I. 0-12.

Passing: Louisville: Cunningham, M. 13-20-0-242; Chalifoux, R. 1-1-0-7. **NC State:** Leary, D. 24-44-1-243; Lesane, K. 0-1-0-0; Thomas, T. 0-1-0-0.

Receiving: Louisville: Atwell, T. 5-110; Fitzpatrick, D. 4-72; Ford, M. 3-52; Hall, H. 1-14; Pfeifer, E. 1-1. **NC State:** Emezie, E. 8-90; Thomas, T. 4-45; Houston, J. 3-29; Carter, D. 3-20; Person, R. 2-28; Lesane, K. 2-18; Knight, Z. 2-13.

GAME 11

Syracuse **34**
Louisville **56**
Nov. 23 • Cardinal Stadium, Louisville, Ky. (46,769)

SYRACUSE	3	7	17	7	34
LOUISVILLE	21	7	21	7	56

LOUISVILLE, Ky. (AP) - Micale Cunningham passed for a career-best five of six touchdowns accounted for, including a 14-yarder with 1:24 remaining to seal Louisville's 56-34 victory over Syracuse on Saturday.

Cunningham passed for three TDs and rushed for a 20-yard score in the first half alone on a cold, misty afternoon. The sophomore added a 28-yard scoring pass early in the third, one of several the Cardinals needed during a wild second half in which the schools alternated touchdowns three times.

The sophomore's final TD pass might have been his most critical for Louisville (7-4, 5-3 Atlantic Coast Conference) as Syracuse tried to rally. The Orange turned it over twice on downs deep in Louisville territory, with the last ending on three consecutive penalties and a failed a fourth-down pass.

Javian Hawkins' 47-yard run set up Cunningham's 14-yard TD pass to Tutu Atwell as the bowl-bound Cardinals capped conference play with another victory in their turnaround season. They also ended the postseason prospects for Syracuse (4-7, 1-6) a season after the Orange won 10 games including a bowl.

Cunningham completed 11 of 20 passes for 238 yards and rushed eight times for 60. Hawkins established a school rushing record for a freshman by totaling 233 yards on 23 carries.

Atwell added 152 yards receiving to break 1,000 as well, highlighted by a 90-yard TD in the second quarter.

Scoring Summary**1st Quarter**

UL - Ford, M. 7 yd pass from Cunningham, M. (Chalifoux, R. kick), 10 plays, 77 yards, 4:31

SU - Szmyt, A. 33 yd field goal, 8 plays, 37 yards, 2:23

UL - Dawkins, S. 29 yd pass from Cunningham, M. (Chalifoux, R. kick), 1 play, 29 yards, 0:06

UL - Cunningham, M. 20 yd run (Chalifoux, R. kick), 7 plays, 60 yards, 3:16

2nd Quarter

SU - Hackett, A. 20 yd pass from DeVito, T. (Szmyt, A. kick), 16 plays, 75 yards, 6:39

UL - Atwell, T. 90 yd pass from Cunningham, M. (Chalifoux, R. kick), 2 plays, 94 yards, 0:42

3rd Quarter

SU - Szmyt, A. 46 yd field goal, 9 plays, 36 yards, 3:31

UL - Davis, J. 28 yd pass from Cunningham, M. (Chalifoux, R. kick), 1 play, 28 yards, 0:19

SU - Neal, M. 45 yd run (Szmyt, A. kick), 2 plays, 58 yards, 0:36

UL - Hall, H. 12 yd run (Chalifoux, R. kick), 11 plays, 65 yards, 4:21

SU - Howard, J. 16 yd run (Szmyt, A. kick), 3 plays, 63 yards, 0:48

UL - Hawkins, J. 44 yd run (Chalifoux, R. kick), 4 plays, 60 yards, 1:36

4th Quarter

SU - Jackson, T. 9 yd pass from DeVito, T. (Szmyt, A. kick), 12 plays, 63 yards, 5:13

UL - Atwell, T. 14 yd pass from Cunningham, M. (Chalifoux, R. kick), 8 plays, 94 yards, 5:10

Statistics	SU	UL
First Downs	27	25
Rushing Attempts	52	41
Rushing Yards	261	370
Comps-Attempts-I	17-25-0	11-20-1
Pass Yards	249	238
Total Yards	510	608
Punting Average	3-35.7	3-50.0
Fumbles-Lost	1-1	0-0
Sacks By	0-0	2-18
Penalty Yards	7-44	5-59
3rd Downs	6-14	8-11
4th Downs	1-3	0-0
TOP	32:44	27:16

Rushing: Syracuse: Neal, M. 20-163; Jordan, J. 7-35; Howard, J. 10-33; Adams, A. 7-24; Jackson, T. 1-5; Elmore, C. 1-1; DeVito, T. 6-0. **Louisville:** Hawkins, J. 23-233; Hall, H. 8-71; Cunningham, M. 8-60; Atwell, T. 2-6.

Passing: Syracuse: DeVito, T. 14-21-0-153; Welch, C. 3-4-0-96. **Louisville:** Cunningham, M. 11-20-1-238.

Receiving: Syracuse: Harris, T. 6-58; Jackson, T. 3-64; Jordan, J. 2-87; Hackett, A. 2-23; Neal, M. 2-0; Benson, L. 1-11; Riley, S. 1-6. **Louisville:** Atwell, T. 5-152; Ford, M. 3-17; Dawkins, S. 1-29; Davis, J. 1-28; Hall, H. 1-12.

THE LAST TIME...

Rushing

	Louisville
Had 400 or more yards:	411, Syracuse, 2017
Had 300-399 yards:	370, Syracuse, 2019
Had 200-299 yards:	227, Virginia, 2019
Had 51-100 yards:	77, NC State, 2019
Had 11-50 yards:	47, Boston College, 2018
Had fewer than 0 yards:	-1, Pittsburgh, 2015
Had 70 or more rush attempts:	71, Wichita State, 1977
Had 60-69 rush attempts:	66, Northern Illinois, 1996
Had 50-59 rush attempts:	51, Western Kentucky, 2019
Had seven or more rush touchdowns:	7, Florida State, 2016
Had six rush touchdowns:	6, Murray State, 2014
Had five rush touchdowns:	5, Syracuse, 2017
Had four rush touchdowns:	4, Wake Forest, 2018

Opponent

492, Clemson, 2018
340, Kentucky, 2018
261, Syracuse, 2019
78, Virginia, 2019
43, Western Kentucky, 2019
-14, Boston College, 2015
73, Army, 1991
61, Boston College, 2018
52, Syracuse, 2019
8, Georgia Tech, 2018
6, Houston, 1985
5, Kentucky, 2018
4, Notre Dame, 2019

Passing

	Louisville
Had 500 or more yards:	555, Syracuse, 2007
Had 400-499 yards:	428, Boston College, 2019
Had 300-399 yards:	328, Miami, 2019
Had 200-299 yards:	238, Syracuse, 2019
Had fewer than 75 yards:	26, Tulsa, 1991
Had 50 or more pass attempts:	54, Wake Forest, 2018
Had 40-49 pass attempts:	44, Georgia Tech, 2018
Had 30-39 pass attempts:	34, Boston College, 2019
Had 20 or fewer pass attempts:	20, Syracuse, 2019
Had 30 or more pass completions:	30, Wake Forest, 2018
Had 20-29 pass completions:	23, Boston College, 2019
Had fewer than 10 pass completions:	8, Virginia, 2019
Had six or more passing touchdowns:	8, Charlotte, 2018
Had five passing touchdowns:	5, Syracuse, 2019
Had four passing touchdowns:	4, Wake Forest, 2019
Had three passing touchdowns:	3, Western Kentucky, 2019
Had zero passing touchdowns:	0, Notre Dame, 2019
Had seven passes intercepted:	7, Tennessee St., 1984
Had six passes intercepted:	6, Florida State, 1991
Had five passes intercepted:	5, SMU, 1984
Had four passes intercepted:	4, Mississippi State, 2017
Had three passes intercepted:	3, Kentucky, 2016
Did not throw an interception:	0, NC State, 2019
Completed passes to 10 or more players:	11, Georgia Tech, 2018
Completed passes to nine players:	9, Miami, 2019
Completed passes to eight players:	8, Syracuse, 2018
Completed passes to seven players:	7, Boston College, 2019
Completed passes to six players:	6, Florida State, 2019

Opponent

571, Kentucky, 1998
423, Wake Forest, 2019
304, Boston College, 2019
249, Syracuse, 2019
42, Eastern Kentucky, 2019
56, Wake Forest, 2019
46, NC State, 2019
33, Clemson, 2019
16, Eastern Kentucky, 2019
33, Wake Forest, 2019
24, NC State, 2019
9, Eastern Kentucky, 2019
6, Miami, 2019
5, Wake Forest, 2019
4, NC State, 2018
3, Clemson, 2019
0, Eastern Kentucky, 2019
Never
6, Army, 1983
5, Houston, 2000
4, Syracuse, 2017
3, Purdue
0, Syracuse, 2019
11, Clemson, 2019
9, Florida State, 2019
8, Western Kentucky, 2019
7, Syracuse, 2019
6, Virginia, 2019

TOTAL OFFENSE

	Louisville
Had 700 or more yards:	727, Syracuse, 2017
Had 600-699 yards:	608, Syracuse, 2019
Had 500-599 yards:	520, Wake Forest, 2019
Had 400-499 yards:	496, Miami, 2019
Had fewer than 100 yards:	13, Arizona State, 1992
Ran 85 or more plays:	90, Wake Forest, 2018
Ran 55 or fewer plays:	46, Kentucky, 2018

Opponent

801, Kentucky, 1998
668, Wake Forest, 2019
510, Syracuse, 2019
449, Miami, 2019
80, Murray State, 2017
102, Wake Forest, 2019
55, Miami, 2019

SCORING

	Louisville
Scored 80 or more points:	100, Washington (Tenn.), 1913
Scored 70-79 points:	70, Charlotte, 2017
Scored 60-69 points:	62, Wake Forest, 2019
Scored 50-59 points:	56, Syracuse, 2019
Scored 40-49 points:	41, Boston College, 2019
Scored 30-39 points:	34, NC State, 2019
Scored 0 points:	0, Florida State, 2000
Won by 45 points or more:	46, Syracuse, 2017

Opponent

105, Murray State, 1932
77, Clemson, 2018
66, Georgia Tech, 2018
52, Miami, 2019
45, Clemson, 2019
34, Syracuse, 2019
0, Eastern Kentucky, 2019
46, Kentucky, 2018

THE LAST TIME...

Won by 30-44 points:	42, Eastern Kentucky, 2019	35, Clemson, 2019
Won by 20-29 points:	24, Indiana State, 2018	25, Miami, 2019
Scored on first drive of game:	Syracuse, 2019	Syracuse, 2019
Recorded a safety:	Syracuse, 2014	LSU, 2016
Recorded two or more safeties:	Syracuse, 2014	Florida State, 1979
Scored on a blocked field goal:	West Virginia, 2011	Never
Scored on first offensive play of game:	Syracuse, 2016	Kentucky, 2016

TURNOVERS

	Louisville	Opponent
Lost eight or more turnovers:	9, Southern Miss, 1982	9, Army, 1983
Lost seven turnovers:	South Florida, 2007	NC State, 1994
Lost six turnovers:	Southern Miss, 1996	Houston, 2000
Lost five turnovers:	West Virginia, 2008	Syracuse, 2017
Lost four turnovers:	Syracuse, 2018	Syracuse, 2017
Lost four or more fumbles:	4, Southern Miss, 2002	4, Temple, 2012
Threw four or more interceptions:	4, Mississippi State, 2017	4, Syracuse, 2017
Did not commit a turnover:	NC State, 2019	Miami, 2019
Lost a game and did not commit a turnover:	Kentucky, 2018	Indiana State, 2018
Two turnovers returned for TD:	Tennessee Tech, 2008	Kentucky, 2014
Two interceptions returned for TD:	Southern Miss, 2000	East Carolina, 1997
Two fumbles returned for TD:	Tennessee Tech, 2008	Kentucky, 2008

DEFENSE

	Louisville	Opponent
Recorded 10 or more sacks:	10, Grambling, Sept. 9, 2000	11, Houston, Nov. 17, 2016
Recorded nine sacks:	Rutgers, Nov. 26, 2010	Texas Christian, Nov. 23, 2001
Recorded eight sacks:	Boston College, Oct. 24, 2015	Louisiana State, Dec. 21, 2006
Recorded seven sacks:	Wake Forest, Nov. 12, 2016	Boston College, Oct. 13, 2018
Recorded six sacks:	Kentucky, Sept. 17, 2011	Clemson, Oct. 19, 2019
Recorded five sacks:	Eastern Kentucky, Sept. 7, 2019	Clemson, Sept. 16, 2017
Recorded 10 or more TFL:	10, Eastern Kentucky, Sept. 7, 2019	14, Miami, Nov. 9, 2019
Broke up 10 or more passes:	10, Wake Forest, Oct. 12, 2019	10, Wake Forest, Oct. 28, 2017

SPECIAL TEAMS

	Louisville	Opponent
Returned a punt for TD:	Indiana State, Sept. 8, 2018	Clemson, Oct. 11, 2014
Returned a blocked punt for TD:	Connecticut, Nov. 8, 2013	Boston College, Oct. 13, 2018
Blocked punt for a safety:	Texas Christian, Oct. 9, 2002	Rutgers, Nov. 11, 2005
Returned a kickoff for TD:	Wake Forest, Oct. 12, 2019	Alabama, Sept. 1, 2018
Blocked a punt:	Wake Forest, Oct. 27, 2018	Miami, Nov. 9, 2019
Punted 10 or more times:	10, Boston College, Oct. 13, 2018	11, Indiana State, Nov. 8, 2018
Did not record a punt:	Kentucky, Nov. 25, 2017	Kentucky, Nov. 24, 2018
Blocked a field goal:	Western Kentucky, Sept. 15, 2018	Syracuse, Nov. 9, 2018
Blocked a PAT:	Clemson, Sept. 16, 2017	Clemson, Nov. 3, 2018
Recovered an onside kick:	North Carolina State, Dec. 27, 2011	Virginia, Oct. 26, 2019
Made five or more field goals:	Never	5, Tulane, Oct. 11, 1997
Made four field goals:	North Carolina State, Oct. 22, 2016	Syracuse, Nov. 9, 2018
Scored via offense, defense & special teams:	Connecticut, Nov. 8, 2013	Alabama, Sept. 1, 2018

MISCELLANEOUS

	Louisville	Opponent
Had 30 or more first downs:	31, Wake Forest, Oct. 27, 2018	40, Wake Forest, Oct. 12, 2019
Had 10 or fewer first downs:	10, Kentucky, Nov. 24, 2018	10, Eastern Kentucky, Sept. 7, 2019
Had 20 or more penalties:	Never	Never
Had 15-19 penalties:	17, Syracuse, Nov. 9, 2018	17, Marshall, Dec. 18, 2002
Had 100 or more penalty yards:	121, Miami, Nov. 9, 2019	111, Alabama, Sept. 1, 2018
Had less than 25 penalty yards:	0, Wake Forest, Oct. 28, 2017	20, Notre Dame, Sept. 2, 2019
Had zero penalties:	Wake Forest, Oct. 28, 2017	Pittsburgh, Nov. 12, 2011
Had 35+ minutes of possession time:	37:30, Clemson, Nov. 3, 2018	35:24, Western Kentucky, Sept. 15, 2018
Scoring drive of 15 or more plays:	16 (TD), Florida State, Sept. 21, 2019	16 (TD), Syracuse, Nov. 23, 2019
Scoring drive of 99 yards:	Kentucky, Nov. 25, 2017	North Carolina State, Nov. 17, 2018

THE LAST TIME...

INDIVIDUAL

RUSHING

Rushed 30 or more times:	31, Lamar Jackson at Clemson, Oct. 1, 2016
Rushed for 300 or more yards:	Never
Rushed for 200-299 yards:	233, Javian Hawkins vs. Syracuse, Nov. 23, 2019
Rushed for 150-199 yards:	172, Javian Hawkins vs. Boston College, Oct. 5, 2019
QB rushed for 100 or more yards:	100, Malik Cunningham vs. North Carolina State, Nov. 17, 2018
QB rushed for a TD of 50 or more yards:	75, Malik Cunningham vs. Kentucky, Nov. 24, 2018
Had four or more rushing touchdowns:	4, Lamar Jackson vs. Florida State, Sept. 17, 2016
Had three rushing touchdowns:	Trey Smith vs. Wake Forest, Oct. 27, 2018
Had a run of 80 or more yards:	80, Jeremy Smith vs. Duke, Oct. 14, 2016
Had a run of 70-79 yards:	75, Malik Cunningham vs. Kentucky, Nov. 24, 2018
Had two or more players with 100+ rush yards:	Malik Williams (180) and Lamar Jackson (111) vs. Syracuse, Nov. 18, 2017
Had two players with 150+ rush yards:	Lamar Jackson (199) and Brandon Radcliff (156) at Syracuse, Sept. 9, 2016

PASSING

Passed for 400 or more yards:	417, Lamar Jackson at Marshall, Sept. 24, 2016
Passed for 300-399 yards:	358, Jawon Pass vs. Wake Forest, Oct. 27, 2018
Attempted 45 or more passes:	54, Jawon Pass vs. Wake Forest, Oct. 27, 2018
Completed 40 or more passes:	45, Brian Brohm vs. Syracuse, Sept. 22, 2007
Completed 30-39 passes:	30, Jawon Pass vs. Wake Forest, Oct. 27, 2018
Threw five or more touchdown passes:	5, Micala Cunningham vs. Syracuse, Nov. 23, 2019
Threw four touchdown passes:	4, Micala Cunningham at NC State, Nov. 16, 2019
Threw five or more interceptions:	6, Erik Watts vs. Florida State, Nov. 2, 1991
Threw four interceptions:	Lamar Jackson vs. Mississippi State, Dec. 30, 2017
Completed a pass of 75 or more yards:	90, Micala Cunningham vs. Syracuse, Nov. 23, 2019
Completed a pass to 10 or more receivers:	10, Jawon Pass vs. Alabama, Sept. 1, 2018

RECEIVING

Caught 15 or more passes:	15, Arnold Jackson at Cincinnati, Nov. 6, 1999
Had 200 or more receiving yards:	214, DeVante Parker vs. Florida State, Oct. 30, 2014
Caught three touchdowns:	3, Tutu Atwell vs. Western Kentucky, Sept. 14, 2019
Had two players with 100+ yards receiving:	Tutu Atwell (132) and Jaylen Smith (107) vs. Wake Forest, Oct. 27, 2018
Had three players with 100+ yards receiving:	Tutu Atwell (110), Seth Dawkins (170), and Dez Fitzpatrick (100) vs. Boston College, Oct. 5, 2019

TOTAL OFFENSE

Had 500 or more yards:	512, Lamar Jackson vs. Boston College, Oct. 14, 2017
Had 400-499 yards:	491, Lamar Jackson at Wake Forest, Oct. 28, 2017
QB had 100 yards or more passing AND rushing:	Lamar Jackson vs. Mississippi State, Dec. 30, 2017

DEFENSE

Intercepted three or more passes:	3, Gerod Holliman at Boston College, Nov. 8, 2014
Intercepted two passes:	Trumaine Washington at Florida State, Oct. 21, 2017
Recovered two or more fumbles:	2, Chucky Williams at Clemson, Oct. 1, 2016
Forced two or more fumbles:	2, Russ Yeast at NC State, Nov. 16, 2019
Recorded four or more sacks:	4, Rodney Gnat vs. Eastern Kentucky, Sept. 11, 2010
Recorded three sacks:	James Hearn vs. Virginia, Nov. 12, 2016
Recorded 15 or more tackles:	16, Rodjay Burns at Wake Forest, Oct. 12, 2019
Returned an interception for a touchdown:	Trumaine Washington vs. Kent State, Sept. 23, 2017
Returned a fumble for a touchdown:	Rodjay Burns vs. Western Kentucky, Sept. 14, 2019
Recorded 4.5 or more tackles for loss in a game:	4.5, Devonte' Fields at Kentucky, Nov. 28, 2015

SPECIAL TEAMS

Scored 13 or more points kicking:	14, Blanton Creque at Wake Forest, Oct. 12, 2019
Made four or more field goals:	4, Blanton Creque vs. North Carolina State, Oct. 22, 2016
Made two field goals of 50 or more yards:	Never
Made a field goal of 60 or more yards:	Never
Had a punt of 70 or more yards:	73, Chris Philpott vs. West Virginia, Nov. 20, 2010
Had a punt of 60-69 yards:	60, Mason King at Florida State, Sept. 21, 2019
Punted nine or more times:	9, Mason King at Boston College, Oct. 13, 2018
Had 100 or more kick return yards:	142, Hassan Hall vs. Syracuse, Nov. 23, 2019
Had a kickoff return for a TD:	Hassan Hall at Wake Forest, Oct. 12, 2019
Had 100 or more punt return yards:	130, Jaire Alexander vs. Florida State, Sept. 17, 2016
Had a punt return for a TD:	Rodjay Burns vs. Indiana State, Sept. 8, 2018
Blocked a punt:	Yasir Abdullah vs. Wake Forest, Oct. 27, 2018
Blocked a field goal:	Jared Goldwire vs. Western Kentucky, Sept. 15, 2018
Returned a blocked field goal for touchdown:	Andrew Johnson at West Virginia, Nov. 5, 2011
Blocked a PAT:	Trevon Young vs. Clemson, Sept. 16, 2017



**YASIR
ABDULLAH**
OUTSIDE LINEBACKER

So. • 6-1 • 218
Miami, Fla.
(Coral City)

SOPHOMORE (2019): Recorded a tackle against Notre Dame ... tallied three tackles and his first career sack versus Eastern Kentucky ... registered four tackles against Western Kentucky ... credited with career high five tackles and two tackles for loss against Boston College ... registered six tackles, with his first career interception and fumble recovery at Wake Forest ... made four stops against Clemson ... led the Cardinals with six tackles at Miami ... recorded four tackles at NC State ... made for tackles and recovered a muffed punt in the win over Syracuse.


FRESHMAN (2018): Appeared in 11 games totaling eight tackles ... made his collegiate debut versus Indiana State ... made his first tackle on special teams versus the Sycamores ... recorded one tackle in the win over Western Kentucky ... totaled two tackles versus Virginia, Boston College and Wake Forest ... notched his first blocked kick, blocking a punt in the second quarter against Wake Forest.

CAREER STATISTICS

Yr	G/S	S	A	T	TFL	QBH	SK	FR	FF	Int	PB
2018	11/0	3	5	8	0-0	1	0-0	0-0	0	0-0	1
2019	11/6	21	18	39	4.0-15	0	1.0-7	2-0	0	1-7	0
Total	22/6	24	23	47	4.0-15	1	1.0-7	2-0	0	1-7	1

CAREER HIGHS

Tackles 6 (two times); last at Miami, 2019
Tackles for Loss 2 vs. Boston College, 2019
Sacks 1 vs. Eastern Kentucky, 2019
QB Hurries 1 vs. Florida State, 2018
Fumble Recoveries 1 (two times); last vs. Syracuse, 2019
Interceptions 1 at Wake Forest, 2019
Pass Breakups 1 vs. Florida State, 2018
Punt Block 1 vs. Wake Forest, 2018



**TUTU
ATWELL**
WIDE RECEIVER

So. • 5-9 • 153
Miami, Fla.
(Northwestern)

SOPHOMORE (2019): Caught five passes for 47 yards against Notre Dame ... had two receptions, including a 50-yard touchdown in the win over Eastern Kentucky ... caught five passes for 145 yards and three touchdowns against Western Kentucky, the first Louisville player with three TD receptions since 2015 ... had five catches for 69 yards and a nine-yard score at Florida State ... tied a career high with eight receptions for 110 yards against Boston College ... caught seven passes for 85 yards and a score at Wake Forest ... had 46 all-purpose yards against Clemson ... finished with six catches for 122 yards and a 77-yard touchdown against Virginia ... went for 142 yards on six catches at Miami, including an 80-yard score in the first quarter ... caught five passes for 110 yards, with a 74-yard score in the third quarter at NC State ... finished with a career-best 152 yards on five receptions, scoring touchdowns of 14 and 90 yards against Syracuse ... became the first Louisville player to reach 1,000 receiving yards in a season since Harry Douglas in 2007 ... moved into eighth place on UofL's single-season receiving yardage chart.

FRESHMAN (2018): Appeared in all 12 games at wide receiver ... finished fourth on the team with 24 receptions for 406 yards and two scores ... led the team with a 16.9 per catch average ... made collegiate debut at wide receiver against Alabama ... caught his first pass — a 30-yard reception versus the Crimson Tide ... caught a season-best two passes for 17 yards in the win over Indiana State ... caught one pass for nine yards in the road loss to Virginia ... recorded two receptions for 53 yards versus Florida State, including a personal best 53-yard reception ... caught four passes for 79 yards and two touchdowns in a loss to Georgia Tech ... scored on a pair of 29-yard touchdown passes from Jawon Pass

and Jordan Travis ... caught eight passes for 132 yards versus Wake Forest, setting a Louisville record for most receiving yards in a game by a true freshman ... caught two passes for 44 yards against Clemson ... caught single passes versus Syracuse and NC State.

CAREER STATISTICS

Yr	G/S	Rushing					Receiving				
		Att	Yds	Avg	TD	LG	Rec	Yds	Avg	TD	LG
2018	12/2	1	-5	-5.0	0	0	24	406	16.9	2	53
2019	11/9	7	20	2.9	0	11	57	1072	18.8	11	90
Total	23/11	8	15	1.9	0	11	81	1,478	18.2	13	90

CAREER HIGHS

Receptions 8 (two times); last vs. Boston College, 2019
Receiving Yards 152 vs. Syracuse, 2019
Long Reception 90 vs. Syracuse, 2019
Touchdowns 3 vs. Western Kentucky, 2019



**C.J.
AVERY**
INSIDE LINEBACKER

Jr. • 5-11 • 221
Grenada, Miss.
(Grenada)

JUNIOR (2019): Recorded six tackles against Notre Dame ... tallied seven stops versus Eastern Kentucky ... had three tackles and a breakup against Western Kentucky ... tallied nine tackles with a sack at Florida State ... totaled five stops versus Boston College ... notched season-best 13 tackles at Wake Forest ... finished with seven tackles against Clemson ... finished with eight solo stops and recovered a fumble versus Virginia ... notched four tackles and a quarterback hurry at Miami ... tallied six tackles, a hurry and broke up a pair of passes at NC State ... registered nine tackles, one-half for loss, against Syracuse.

SOPHOMORE (2018): Second on the team in tackles with 56 ... appeared in nine games, making eight starts ... led the team with two interceptions ... totaled five tackles in his first career start at linebacker in a loss to Alabama ... credited with four tackles in the 31-7 win over Indiana State ... totaled four tackles and a sack versus Western Kentucky ... registered his first career interception on the second series of the game, returning it 25 yards ... missed Virginia and Florida State games with an injury ... registered a career high 15 tackles in a loss to Boston College ... credited with seven tackles versus Wake Forest ... totaled five stops against Clemson ... recorded four tackles versus Syracuse and five against NC State ... tallied seven tackles and one interception versus Kentucky.

FRESHMAN (2017): Appeared in all 13 games, with his first collegiate start coming versus Kent State ... totaled 22 tackles and recovered one fumble as a true freshman ... made collegiate debut in the secondary and on special teams versus Purdue, recording one solo tackle ... totaled a tackle versus North Carolina ... credited with three stops versus nationally ranked Clemson ... totaled a career-high six tackles and recovered a fumble in his first collegiate start against Kent State ... registered three tackles and assisted on a tackle for loss at NC State ... credited with a career-best seven tackles against Syracuse.

CAREER STATISTICS

Yr	G/S	S	A	T	TFL	QBH	SK	FR	FF	Int	PB
2017	13/1	10	12	22	0.5-1	0	0-0	1-4	0	0-0	0
2018	9/8	33	23	56	2.5-8	0	0.5-1	1-0	1	2-28	2
2019	11/11	51	26	77	3-4	3	1-3	1-0	0	0-0	6
Total	33/20	94	61	155	6-13	3	1.5-4	3-4	1	2-28	8

CAREER HIGHS

Tackles 15 at Boston College, 2018
Tackles for Loss 1 (four times); last at Florida State, 2019
Sacks 1 at Florida State, 2019
Quarterback Hurries 1 (three times); last at NC State, 2019
Fumble Recoveries 1 (three times); last vs. Virginia, 2019
Return Yardage 4 vs. Kent State, 2017
Forced Fumbles 1 at Syracuse, 2018
Interceptions 1 (two times); last vs. Kentucky, 2018
Return Yardage 25 vs. Western Kentucky, 2018
Pass Breakups 2 at NC State, 2019




**MEKHI
BECTON**
OFFENSIVE LINE

Jr. • 6-7 • 369
Highland Springs, Va.
(Highland Springs)

JUNIOR (2019): Started at left tackle against Notre Dame, grading out at 80% with four knockdowns ... graded out at 89% with eight knockdowns and zero missed assignments while helping the Cardinals to 322 rushing yards (8.5 yards per carry) and no sacks against Eastern Kentucky ... finished with an 86% grade and seven knockdowns at Florida State ... named ACC Offensive Lineman of the Week after grading out at 88% with eight knockdowns against Boston College ... graded at 81% versus Wake Forest and Clemson ... turned in five knockdowns and an 84 percent grade against Virginia ... missed the NC State game due to injury, the first game he hadn't started since 2017 regular-season finale against Kentucky.

SOPHOMORE (2018): Started all 13 games at offensive tackle ... scored on a one-yard touchdown run on the first play of the fourth quarter against Indiana State.

FRESHMAN (2018): Started all 10 games he appeared in ... guided an offense that finished third nationally ... averaged 245.1 yards on the ground.



**ROBBIE
BELL**
OFFENSIVE LINE

R-Jr. • 6-5 • 294
Hoschton, Ga.
(Mill Creek)

JUNIOR (2019): Started at right guard against Notre Dame with a grade of 79% and a knockdown ... graded at 80% with three knockdowns against Eastern Kentucky ... played only six snaps versus Boston College ... graded out at 76% in the win at Wake Forest ... finished with an 86% grade against Clemson ... graded out above 80% against Virginia and Miami.

SOPHOMORE (2018): Saw action in one game ... played center versus Georgia Tech.

FRESHMAN (2017): Started all 13 games at the center position ... named to the all-ACC Academic team ... made a start at center versus Purdue in his first collegiate game ... guided an offense that finished third nationally ... averaged 245.1 yards on the ground.

2016: Redshirted.




**COLE
BENTLEY**
OFFENSIVE LINE

Jr. • 6-3 • 313
Belfry, Ky.
(Belfry)

JUNIOR (2019): Played against Notre Dame, tallying two knockdowns and a 79% grade ... finished with five knockdowns against Western Kentucky ... made his first start of the season at center at Florida State ... graded at 84% against Clemson ... graded out a Louisville's best lineman with a 90% grade against Virginia ... finished with a 78% grade at NC State.

SOPHOMORE (2018): Made his first career start at center in a loss to Alabama ... started at guard in the win over Indiana State ... started at guard against Indiana State and Western Kentucky.

FRESHMAN (2017): Played in seven games, making three starts ... team averaged 594.0 yards per game in his three starts versus Virginia, Syracuse and Kentucky ... rushed for an average of 351.7 yards per game in those three starts.



ADONIS BOONE
OFFENSIVE LINE
 So. • 6-5 • 298
 Daytona Beach, Fla.
 (Mainland)


SOPHOMORE (2019): Saw action against Eastern Kentucky ... played 74 snaps at guard and graded out at 77% against Boston College ... graded at 70% in 30 snaps at Wake Forest ... made his first start at left tackle at NC State, grading out at 77% with four knockdowns.

FRESHMAN (2018): Played in four games ... appeared in the backfield on fourth down to assist in Dae Williams' rushing touchdown.



RENATO BROWN
OFFENSIVE LINE
 Fr. • 6-4 • 330
 West Palm Beach, Fla.
 (Palm Beach Central)

FRESHMAN (2019): Saw first collegiate action against Notre Dame.



MAURICE BURKLEY
RUNNING BACK
 R-So. • 5-9 • 206
 Naperville, Ill.
 (Metea Valley)

SOPHOMORE (2019): Saw action against Notre Dame ... notched 20 yards on three carries versus Eastern Kentucky ... gained six yards on two carries against Clemson.

FRESHMAN (2018): Made an appearance in all 12 games ... consistent contributor on special teams ... recorded one tackle.
2017: Redshirted

CAREER STATISTICS													
Yr	G/S	Rushing					Receiving						
		Att	Yds	Avg	TD	LG	Rec	Yds	Avg	TD	LG		
2019	9/0	6	27	4.5	0	12	0	0	0	0	0	0	0

CAREER HIGHS
 Rushes..... 3 vs. Eastern Kentucky, 2019
 Rushing Yards 20 vs. Eastern Kentucky, 2019



RODJAY BURNS
OUTSIDE LINEBACKER
 R-Jr. • 6-0 • 197
 Louisville, Ky.
 (Trinity/Ohio State)

JUNIOR (2019): Recorded six solo tackles, including a sack against Notre Dame ... tallied seven tackles, two for loss and a sack versus Eastern Kentucky ... returned a fumble 30 yards for a touchdown against Western Kentucky ... finished with five tackles, one for loss, and a pass breakup at Florida State ... tallied three stops against Boston College ... had a career-best 16 tackles, forced a fumble and picked off a pass at Wake Forest ... finished with four tackles and a hurry against Clemson

... notched four tackles and a QB hurry in the win over Virginia ... tallied four tackles, 1.5 for loss, at Miami ... made eight tackles at NC State ... tied for the team lead with 12 tackles against Syracuse, including 1.5 for loss.

SOPHOMORE (2018): Appeared in 10 games, making nine starts ... totaled 38 tackles and one interception ... averaged 15.2 yards a punt return — the second-best mark in school history ... recorded four tackles against Alabama in his first game at Louisville ... made his first start at cornerback in the win over Indiana State ... totaled a career-high five tackles and a pair of tackles for loss versus the Sycamores ... put the Cardinals on the board with a 55-yard punt return for a touchdown on his first career attempt ... totaled two tackles and had a punt return of 36 yards versus Western Kentucky ... credited with four tackles against Virginia ... intercepted his first career pass and returned it 34 yards to the Virginia three-yard line ... totaled one tackle versus Florida State ... recorded three tackles versus Georgia Tech ... tallied a season best eight tackles versus Boston College ... credited with six tackles versus Wake Forest and three at Clemson.

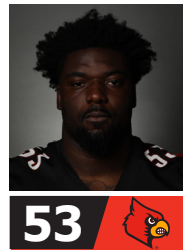
OHIO STATE: Appeared in seven games at Ohio State ... returned an interception for touchdown versus Bowling Green ... tallied one tackle as a reserve defensive back.

CAREER STATISTICS													
Yr	G/S	S	A	T	TFL	QBH	SK	FR	FF	Int	PB		
2016*	7/0	1	0	1	0-0	0	0-0	0-0	0	1-75	0		
2018	11/9	22	16	38	1.5-4	0	0-0	0-0	0	1-34	0		
2019	11/11	48	24	72	7.5-30	3	2-15	1-30	1	1-4	1		
Total	29/20	71	40	111	9-34	3	2-15	1-30	1	3-113	1		

*Ohio State

Yr	Att	Kick Return			Punt Return			
		Yds	TD	LG	Att	Yds	TD	LG
2018	3	35	0	24	13	197	1	55
2019	0	0	0	0	11	103	0	34
Total	3	35	0	24	24	300	1	55

CAREER HIGHS
 Tackles..... 16 at Wake Forest, 2019
 Tackles for Loss 2 (two times); last at Wake Forest, 2019
 Sacks 1.0 (two times); last vs. Eastern Kentucky, 2019
 Quarterback Hurries 1 (three times); last vs. Virginia, 2019
 Forced Fumbles 1 at Wake Forest, 2019
 Fumble Recoveries 1 vs. Western Kentucky, 2019
 Fumble Touchdown 1 vs. Western Kentucky, 2019
 Interceptions 1 (three times); last at Wake Forest, 2019
 Return Yardage 75 vs. Bowling Green, 2016
 Interception Touchdown 1 vs. Bowling Green, 2016
 Pass Breakups 1 at Florida State, 2019
 Kick Return Yards 35 vs. Alabama, 2018
 Punt Return Yards 86 vs. Indiana State, 2018
 Punt Return Touchdown 1 vs. Indiana State, 2018



AMONTE CABAN
DEFENSIVE LINE
 R-Sr. • 6-1 • 256
 Smiths, Ala.
 (Smiths Station)

SENIOR (2019): Recorded three tackles and a quarterback hurry against Notre Dame ... made four tackles, with two hurries and a forced fumble against Western Kentucky ... had five stops, including one for loss, at Florida State ... credited with two tackles versus Boston College ... tallied three tackles, assisting on a tackle for loss at Wake Forest ... made a pair of stops, including one for loss against Clemson ... finished with two tackles and a hurry versus Virginia ... credited with two stops, including an assisted tackle for loss, at Miami ... registered his first sack of the season in a four-tackle, 1.5 for loss, effort against Syracuse.

JUNIOR (2018): Appeared in all 12 games, making a pair of starts ... registered 50 tackles and 7.0 tackles for loss ... credited with three tackles in his first career start in the loss to Alabama ... notched a career high five tackles versus Indiana State ... credited with a pair of tackles against Western Kentucky ... registered five tackles and assisted on tackle for loss in a road loss to Virginia ... totaled one tackle versus Florida State ... posted a career-best seven tackles versus Georgia Tech.


SOPHOMORE (2017): Appeared in 10 games as a reserve linebacker ... totaled a career-best eight tackles ... totaled a career-high two stops against Kent State ... tallied single tackles in six games.

FRESHMAN (2016): Earned valuable playing time as a reserve linebacker and on special teams ... has appeared in 13 games on special teams and as a reserve linebacker ... credited with one tackle versus Syracuse ... notched one assisted tackle against Marshall ... tallied one stop versus Boston College.

2015: Redshirted.

CAREER STATISTICS													
Yr	G/S	S	A	T	TFL	QBH	SK	FR	FF	Int	PB		
2016	13/0	1	2	3	0-0	0	0-0	0-0	0	0-0	0		
2017	10/0	6	2	8	0-0	0	0-0	0-0	0	0-0	0		
2018	12/3	31	19	50	7-22	1	2-14	1-30	0	0-0	0		
2019	11/10	14	14	28	5.5-20	5	1-10	0-0	1	0-0	0		
Total	46/13	52	37	89	12.5-42	6	3-24	1-30	1	0-0	0		

CAREER HIGHS
 Tackles..... 7 (two times); last vs. Kentucky, 2018
 Tackles for Loss 2.0 vs. Wake Forest, 2018
 Quarterback Hurries 2 vs. Western Kentucky, 2019
 Sacks 1.0 (three times); last vs. Syracuse, 2019
 Forced Fumbles 1 vs. Western Kentucky, 2019
 Fumble Recoveries 1 at Clemson, 2018
 Return Yardage 30 at Clemson, 2018




RYAN CHALIFOUX
KICKER
 R-So. • 6-1 • 185
 Champaign, Ill.
 (Champaign Central)

SOPHOMORE (2019): Came on and kicked Louisville's final extra point in the win over Virginia ... made 3-of-4 extra points at Miami ... threw a seven-yard touchdown pass on a fake field goal attempt in the fourth quarter of the win at NC State ... was a perfect 8-for-8 on extra points in the win over Syracuse.

CAREER STATISTICS							
Yr	G	FGM-A	FG%	LG	PAT	PAT%	Pts
2019	4	0-1	.000	0	16-18	.889	16

FIELD GOAL BREAKDOWN				
Yr	11-29	30-39	40-49	50+
2019	0-0	0-0	0-1	0-0

CAREER HIGHS
 PAT Made..... 8 vs. Syracuse, 2019
 PAT Attempts 8 vs. Syracuse, 2019
 Points..... 8 vs. Syracuse, 2019



CALEB CHANDLER
OFFENSIVE LINE
 R-So. • 6-4 • 297
 Jefferson, Ga.
 (Jefferson)

SOPHOMORE (2019): Started at left guard against Notre Dame, grading at 68% with three knockdowns ... Finished with an 80% grade and a knockdown versus Eastern Kentucky ... graded out at 77% against Wake Forest and Clemson ... turned in an 84% grade with a pair of knockdowns against Virginia ... finished at 79% in the win at NC State.

FRESHMAN (2018): Appeared in six games ... started games versus Clemson, Syracuse and NC State ... first start came in a loss at Clemson.

2017: Played in two games ... saw first collegiate action versus Kent State and Murray State.



MARLON CHARACTER
DEFENSIVE LINE

Jr. • 6-1 • 195

Atlanta, Ga.
(Grady/Northwest Mississippi CC)

12

JUNIOR (2019): Made a pair of tackles against Eastern Kentucky ... finished with two tackles at Florida State... totaled two tackles versus Boston College ... made his first collegiate start against Virginia, finishing with a career-high seven tackles and his first sack ... tallied a career-best 10 tackles, nine solo, in the win over Syracuse.

SOPHOMORE (2018): Appeared in 11 games, notching 16 tackles ... made his Louisville debut with two tackles against Indiana State ... recorded three tackles in the win over Western Kentucky ... had two tackles against Boston College, Wake Forest and Kentucky ... finished with a season high four stops versus NC State.


NORTHWEST MISSISSIPPI (2017): Rated the No. 1 JUCO safety ... appeared in 10 games, making four starts ... closed the year with 28 tackles and one interception ... led the squad with seven pass break-ups ... blocked a pair of kicks ... credited with a season-high seven tackles versus East Mississippi ... totaled five stops versus Itawamba.

CAREER STATISTICS

Yr	G/S	S	A	T	TFL	QBH	SK	FR	FF	Int	PB
2018	11/0	8	8	16	0-0	0	0-0	0-0	0	0-0	0
2019	10/3	24	2	26	1-7	0	1-7	0-0	0	0-0	1
Total	21/3	32	10	42	1-7	0	1-7	0-0	0	0-0	1

CAREER HIGHS

Tackles..... 10 vs. Syracuse, 2019
Tackles for Loss 1 vs. Virginia, 2019
Sacks 1 vs. Virginia, 2019
Pass Breakups..... 1 vs. Virginia, 2019



MALIK CLARK
DEFENSIVE LINE

R-So. • 6-2 • 273

Milledgeville, Ga.
(Baldwin)

92

SOPHOMORE (2019): Appeared against Notre Dame ... assisted on a stop versus Eastern Kentucky ... finished with two tackles for loss against Western Kentucky ... tallied three tackles at Wake Forest ... combined with Dayna Kinnaird for his first career sack to finish with three tackles against Syracuse.

FRESHMAN (2018): Appeared in seven games off the bench ... recorded three tackles and a pair of tackles for loss ... recorded single tackles versus Boston College, Wake Forest and Syracuse ... tallied tackles for loss versus Boston College and Syracuse ... made his debut at defensive end against Alabama.


2017: Redshirted.

CAREER STATISTICS

Yr	G/S	S	A	T	TFL	QBH	SK	FR	FF	Int	PB
2018	9/0	3	0	3	2-2	0	0-0	0-0	0	0-0	0
2019	10/0	5	5	10	3-10	0	0.5-4	0-0	0	0-0	0
Total	19/0	8	5	13	5-12	0	0.5-4	0-0	0	0-0	0

CAREER HIGHS

Tackles..... 3 (two times); last vs. Syracuse, 2019
Tackles for Loss 2.0 vs. Western Kentucky, 2019
Sacks 0.5 vs. Syracuse, 2019



EVAN CONLEY
QUARTERBACK

Fr. • 6-2 • 207

Marietta, Ga.
(Kell)

6

FRESHMAN (2019): Saw his first action against Western Kentucky, connecting on a 62-yard touchdown pass to Tutu Atwell ... finished 10-of-16 for 140 yards and a touchdown against Boston College ... named ACC Quarterback and Rookie of the Week after throwing for 196 yards and two scores and rushing for 79 yards and a touchdown at Wake Forest ... named to Manning Award Stars of the Week and Davey O'Brien Award Great Eight following Wake Forest performance ... completed 6-of-11 passes for 109 yards at Miami.


CAREER STATISTICS

PASSING	Yr	G/S	Comp	Att	Int	Yds	TD	Pct	LG
	2019	6/0	36	63	3	582	4	57.1	62

RUSHING	Yr	G/S	Att	Yds	Avg	TD	LG
	2019	6/0	22	94	4.3	1	41

CAREER HIGHS

Completions..... 12 at Wake Forest, 2019
Attempts..... 18 at Wake Forest, 2019
Passing Yards..... 196 at Wake Forest, 2019
Long Pass 62 vs. Western Kentucky, 2019
Touchdowns (Passing) 2 at Wake Forest, 2019
Rushes..... 7 at Wake Forest, 2019
Rushing Yards 79 at Wake Forest, 2019
Long Rush..... 41 at Wake Forest, 2019
Touchdowns (Rushing)..... 1 at Wake Forest, 2019



BLANTON CREQUE
KICKER

R-Sr. • 5-11 • 190

Shelbyville, Ky.
(Collins)

45

SENIOR (2019): Connected from 42 yards on his only field goal attempt against Notre Dame and was 2-for-2 on PATs ... 5-for-5 on PATs and made a 43-yard field goal against Western Kentucky ... made his only attempt from 30 yards at Florida State ... booted a 41-yard field goal with 1:02 remaining to put the Cardinals ahead of Boston College 41-39 ... connected on 2-of-3 field goals ... matched his career-high with 14 points at Wake Forest and was ACC Specialist of the Week ... made his lone attempt from 28 yards against Clemson ... season was cut short after a knee injury against Virginia.

JUNIOR (2018): Kicked in all 12 contests ... finished 10-of-12 on field goals ... connected on 27-of-30 extra points ... Booted a 43-yard field goal to put the Cardinals ahead 24-7 with 9:43 left in the win over Indiana State ... Kicked a pair of 23-yard field goals in the win over Western Kentucky ... booted a 20-yard field goal for the team's only points in a 27-3 loss at Virginia ... kicked a 42-yard field in the loss to Florida State ... kicked a 46-yard field goal as time expired before the half against Georgia Tech ... connected on a 25-yard field goal at Clemson and a 32-yarder versus Kentucky.

SOPHOMORE (2017): Earned honorable mention all-ACC honors ... connected on 14-straight field goals before suffering a miss at Florida State ... blasted 17-of-20 field goal attempts, the third-most in school history ... totaled 109 points scored — the fourth-best total by a kicker ... closed the year second in the ACC and 14th nationally in field goal percentage ... averaged 1.31 field goals per game ... connected on field goals (23, 32, 30) in 35-28 win over Purdue in the season opener ... went 2-for-2 versus North Carolina ... hit a career-long of 48 yards at NC State ... drilled three field goals on the road at Kentucky.

FRESHMAN (2016): Booted 16-of-19 field goals ... has showed range from 47 yards .. ranked third in the ACC in field goal percentage at 84.2 percent ... connected on his first career field goal, hitting from 39 yards out ... was 8-for-8 on PATs in the win over Charlotte ... was a perfect 3-for-3 in the loss to Clemson ... drilled field goals from 26, 21 and 28 yards ... tied a school record by going 4-for-4 on field goals in a win over NC State ... connected on his only attempt — hitting from 32 yards in a win over Virginia ... drilled a 28-yard field goal versus Wake Forest ... connected on a 26-yard field goal against Houston ... kicked three field goals, including a career-long 47-yard field goal in the Citrus Bowl loss to LSU.

2015: Redshirted.

CAREER STATISTICS

Yr	G	FGM-A	FG%	LG	PAT	PAT%	Pts
2016	13	16-19	.842	47	39-40	.975	87
2017	13	17-20	.850	48	58-59	.983	109
2018	12	10-12	.833	46	27-30	1.000	57
2019	8	8-11	.727	43	33-33	1.000	57
Total	46	51-62	.823	48	158-163	.969	310

FIELD GOAL BREAKDOWN


Yr	11-29	30-39	40-49	50+
2016	10-10	5-6	1-3	0-0
2017	4-4	9-11	4-5	0-0
2018	4-4	3-4	3-3	0-1
2019	1-1	4-5	3-5	0-0
Total	19-19	21-26	11-16	0-1

KICKOFFS

Yr	No	Yds	Avg	TB	OB
2016	59	3,536	59.9	8	2
2017	84	5,085	60.5	22	3
2018	44	2,555	58.1	10	0
2019	48	2,822	58.8	10	1
Total	235	13,998	59.6	46	6

CAREER HIGHS

Kickoffs 10 at Wake Forest, 2019
Kickoff Yards..... 607 at Wake Forest, 2019
Kickoff Average..... 66.0 vs. Kentucky, 2018
Field Goals Made..... 4 vs. NC State, 2016
Field Goal Attempts..... 4 vs. NC State, 2016
Long Field Goal 48 at NC State, 2017
PAT Made..... 8 (three times); last at Wake Forest, 2019
PAT Attempts 8 (three times); last at Wake Forest, 2019
Points..... 14 (three times); last at Wake Forest, 2019



MICALE CUNNINGHAM
QUARTERBACK

R-So. • 6-1 • 192

Montgomery, Ala.
(Park Crossing)

3

SOPHOMORE (2019): Rushed for 73 yards, including a 38-yard touchdown against Eastern Kentucky ... passed for 119 yards and two scores versus Western Kentucky ... passed for 286 yards and set career highs for completions (16) and attempts (27) and matched his career-best with two touchdowns through the air in addition to one on the ground at Florida State ... passed for a career best 288 yards and a touchdown against Boston College ... threw two first half touchdowns at Wake Forest ... passed for 126 yards and a touchdown and ran for 97 yards and another score in the win over Virginia ... completed 12-of-18 passes for 219 yards and matched a career-best with two touchdown passes at Miami ... also rushed for a one-yard touchdown ... went 13-for-20 for 242 yards and a career-best four touchdowns in the win at NC State ... had a monumental day against Syracuse, throwing for a career-high five touchdowns and rushing for another ... the first Louisville quarterback to throw for five touchdowns since Lamar Jackson in 2016 ... moved into second on UoFL's all-time list for rushing touchdowns by a quarterback.

FRESHMAN (2018): Appeared in 10 games, making three starts ... led the team in rushing with 497 yards and five touchdowns ... passed for 473 yards and one score ... made his debut in the second half versus Indiana State ... spearheaded four scoring drives — three touchdowns and a field goal ... finished with 12 carries for 54 yards and a one-yard touchdown ... completed 6-of-7 passes for 75 yards, including a 34-yard touchdown pass to Jaylen Smith ... came off the bench to complete 10-of-18 passes for 88 yards ... became the fourth quarterback in school history to rush for 100 yards, running for 129 yards on 21 carries versus Western Kentucky ... made his first start against Virginia ... completed 6-of-9 throws for 35 yards and an interception, while finishing as the team's leading rusher

with 10 carries for 26 yards ... came off the bench for an 11-yard run versus Georgia Tech ... entered the game in the second half at Clemson, rushing for a touchdown and completing 5-of-10 passes for 121 yards ... rushed six times for 64 yards, including a 61-yard run ... posted his second 100-yard rushing game, running for 100 yards and one touchdown in a loss to NC State ... completed 8-of-14 throws for 90 yards ... started against Kentucky, rushing for 89 yards and one touchdown.

2017: Redshirted.

CAREER STATISTICS

PASSING


Yr	G/S	Comp	Att	Int	Yds	TD	Pct	LG
2018	10/3	40	67	1	473	1	59.7	41
2019	10/9	90	145	4	1,708	19	62.1	90
Total	20/12	130	212	5	2,181	20	61.3	90

RUSHING

Yr	G/S	Att	Yds	Avg	TD	LG
2018	10/3	79	497	6.3	5	75
2019	10/9	96	374	3.9	6	48
Total	20/12	175	871	5.0	11	75

CAREER HIGHS

Completions..... 16 at Florida State, 2019
 Attempts..... 27 at Florida State, 2019
 Passing Yards..... 286 at Florida State, 2019
 Long Pass..... 90 vs. Syracuse, 2019
 Touchdowns (Passing)..... 5 vs. Syracuse, 2019
 Rushes..... 21 vs. Western Kentucky, 2018
 Rushing Yards..... 129 vs. Western Kentucky, 2018
 Long Rush..... 75 vs. Kentucky, 2018
 Touchdowns (Rushing)..... 1 (11 times); last vs. Syracuse, 2019



JORDAN DAVIS

TIGHT END

R-Sr. • 6-4 • 255

Clear Lake, Texas
 (Clear Lake/Texas A&M)

SENIOR (2019): Made his first appearance against Western Kentucky ... caught a pass for 18 yards at Florida State ... drew a start at Miami ... caught his first touchdown of the season on Senior Day, a 28-yard pass in the win over Syracuse.

JUNIOR (2018): Made an appearance in 10 games, making one start ... started in the loss to Syracuse ... caught two passes for 23 yards on the season ... caught one pass for 17 yards versus Wake Forest ... grabbed one pass in a start at Syracuse.

SOPHOMORE (2017): Appeared in 11 games, making one start ... caught four passes for 88 yards and one touchdown ... averaged 22.0 yards per catch ... made his UofL debut versus Purdue, catching a 3-yard touchdown pass for the first score of the season ... caught a career-long 69-yard pass on the first play of the game in a 42-3 win over Kent State ... recorded one reception for 10 yards versus Murray State.

2016: Redshirted after transferring from Texas A&M.

TEXAS A&M (2015): Saw action in 11 games for Texas A&M, catching two passes for seven yards ... first catch of his career was a 3-yard touchdown snag in the Aggie's home-opener against Ball State.


CAREER STATISTICS

Yr	G/S	Rushing					Receiving				
		Att	Yds	Avg	TD	LG	Rec	Yds	Avg	TD	LG
2015*	11/0	0	0	0	0	0	2	7	3.5	1	4
2017	11/1	0	0	0	0	0	4	88	22.0	1	69
2018	10/1	0	0	0	0	0	2	23	11.5	0	17
2019	9/2	0	0	0	0	0	3	47	15.7	1	28
Total	41/4	0	0	0	0	0	11	165	15.0	3	69

* at Texas A&M

CAREER HIGHS

Receptions..... 1 (11 times); last vs. Syracuse, 2019
 Receiving Yards..... 69 vs. Kent State, 2017
 Long Reception..... 69 vs. Kent State, 2017
 Touchdowns..... 1 (three times); last vs. Syracuse, 2019



SETH DAWKINS
WIDE RECEIVER

Sr. • 6-3 • 218

Columbus, Ohio
 (Franklin Heights)

SENIOR (2019): Caught one pass for 18 yards against Notre Dame ... made three catches for 329 yards and one touchdown ... caught a pass in all 11 games that he's appeared in ... averaged 13.2 yards a reception ... opened the season with three receptions for 68 yards in the loss to Alabama ... recorded a team-high 47-yard reception against the Crimson Tide ... recorded two receptions for 12 yards against Indiana State ... caught one pass for 16 yards in the win over Western Kentucky ... caught one pass for six yards against Virginia ... recorded two receptions for 21 yards against Georgia Tech ... grabbed five receptions for 49 yards and one touchdown versus Wake Forest ... recorded three receptions for 38 yards, including a 27-yard catch against Clemson.

JUNIOR (2018): Played in 10 games, with six starts ... finished the season with 25 catches for 329 yards and one touchdown ... caught a pass in all 11 games that he's appeared in ... averaged 13.2 yards a reception ... opened the season with three receptions for 68 yards in the loss to Alabama ... recorded a team-high 47-yard reception against the Crimson Tide ... recorded two receptions for 12 yards against Indiana State ... caught one pass for 16 yards in the win over Western Kentucky ... caught one pass for six yards against Virginia ... recorded two receptions for 21 yards against Georgia Tech ... grabbed five receptions for 49 yards and one touchdown versus Wake Forest ... recorded three receptions for 38 yards, including a 27-yard catch against Clemson.

SOPHOMORE (2017): Played in 12 games, recording 10 starts ... closed the season with 42 receptions for 642 yards and four scores ... averaged 15.3 yards a reception ... recorded three or more receptions in 10 games ... caught a pass in all 12 games ... opened the season with a four-catch, 56-yard performance in the season-opening win over Purdue ... caught three passes for 45 yards in a road win versus North Carolina ... hauled in four passes for 28 yards against nationally ranked Clemson ... grabbed four catches for 75 yards and one touchdown in a 42-3 win over Kent State ... scored on a 32-yard pass versus Kent State ... set career-high with five receptions for 133 yards and one touchdown at NC State ... had a career-long 65-yard reception ... also his lone reception versus Florida State was a 26-yard touchdown pass to tie the score at 14-14 ... tied a career-high with five receptions for 65 yards in a loss at Wake Forest ... put the Cardinals up 17-7 with a 14-yard touchdown catch against Virginia ... tying a career-best with five receptions for 55 yards ... tallied three receptions for 60 yards in a win over Syracuse ... ended the year with three catches for 38 yards in the TaxSlayer Bowl loss to Mississippi State.

FRESHMAN (2016): Appeared in 12 games, making a pair of starts ... recorded starts versus NC State and Kentucky ... caught 11 passes for 191 yards and one score ... averaged 19.4 yards per catch ... 21.6 yards as a kick returner ... made his collegiate debut ... his first collegiate reception was a 13-yard touchdown versus Charlotte ... returned three kicks for 65 yards ... returned four kicks for 73 yards against Syracuse ... rushed once for four yards ... grabbed a career-long 53-yard reception against Duke ... made his first career start versus NC State ... recorded one reception for 10 yards ... returned a kick for a career-best 30 yards ... caught one pass for 16 yards versus Virginia ... tallied one reception for 14 yards and a kick return for 23 versus Boston College ... tallied a career-high three receptions for 49 yards versus Houston ... caught one pass for 20 yards versus Kentucky ... recorded two receptions for 16 yards in the Citrus Bowl loss to LSU.


CAREER STATISTICS

Yr	G/S	Rushing					Receiving				
		Att	Yds	Avg	TD	LG	Rec	Yds	Avg	TD	LG
2016	12/2	1	4	4.0	0	4	11	191	17.4	1	53
2017	12/10	0	0	0	0	0	42	642	15.3	4	65
2018	10/6	0	0	0	0	0	25	329	13.2	1	47
2019	11/8	0	0	0	0	0	16	348	21.8	3	77
Total	43/24	1	4	4.0	0	4	94	1,510	16.1	9	77

Yr	Att	Yds	TD	LG	Punt Return			
					Att	Yds	TD	LG
2016	14	306	0	30	0	0	0	0
2017	12	255	0	43	0	0	0	0
Total	26	561	0	43	0	0	0	0

CAREER HIGHS

Receptions..... 5 (four times); last vs. Wake Forest, 2018
 Receiving Yards..... 170 Boston College, 2019
 Long Reception..... 65 at NC State, 2017
 Touchdowns..... 1 (nine times); last vs. Syracuse, 2019
 Rushes..... 1 at Marshall, 2016
 Rushing Yards..... 4 at Marshall, 2016
 Long Rush..... 4 at Marshall, 2016
 Kick Return Yards..... 105 vs. Clemson, 2017



DEREK DORSEY

DEFENSIVE LINE

R-Jr. • 6-3 • 265

Louisville, Ky.
 (Manual)

JUNIOR (2019): Saw action against Notre Dame, Eastern Kentucky and Florida State ... made his first tackle of the season against Clemson.

SOPHOMORE (2018): Made an appearance in 12 games, eight as a starter ... finished the year with a career high 22 tackles ... credited with 1.5 tackles for loss and 0.5 sacks ... totaled two tackles in the season opener versus Alabama ... recorded a career-high five tackles and a pair of tackles for loss in his first career start against Indiana State ... registered a pair of tackles versus Western Kentucky ... credited with three tackles in the loss to Georgia Tech ... totaled three tackles versus Syracuse and Kentucky ... assisted on his first career sack against Kentucky.

FRESHMAN (2017): Appeared in 11 games as a reserve defensive lineman ... recorded eight tackles ... Made his collegiate debut versus Purdue ... without recording any statistics, totaled a career-high four tackles in a 42-3 win over Kent State ... totaled two stops in a home win over Syracuse.


2016: Redshirted.

CAREER STATISTICS

Yr	G/S	S	A	T	TFL	QBH	SK	FR	FF	Int	PB
2017	11/0	2	6	8	0-0	1	0-0	0-0	0	0-0	0
2018	12/8	12	10	22	1.5-4	2	0.5-1	0-0	0	0-0	0
2019	10/0	1	0	1	0-0	0	0-0	0-0	0	0-0	0
Total	33/8	15	16	31	1.5-4	3	0.5-1	0-0	0	0-0	0

CAREER HIGHS

Tackles..... 5 vs. Indiana State, 2018
 Tackles for Loss..... 1.0 vs. Indiana State, 2018
 Quarterback Hurries..... 2 vs. Florida State, 2018
 Sacks..... 0.5 vs. Kentucky, 2018



ZACH EDWARDS
INSIDE LINEBACKER

Fr. • 6-3 • 230

Starkville, Miss.
 (Starkville)

FRESHMAN (2019): Saw his first collegiate action against Eastern Kentucky ... made his first career tackle at Wake Forest.

HIGH SCHOOL: Standout defensive player for Chris Jones at Starkville High ... played both linebacker and rush defensive end ... three-year starter ... voted a defensive captain in his junior and senior seasons ... three-star linebacker by 247 Sports and Rivals ... named to the first team all-USA Mississippi football team ... led Starkville to a runner-up finish to Pearl in the Mississippi High School Activities Association (MHSAA) Class 6A State championship game ... was a first-team All-State section in Class 6-A as a senior ... collected 62 tackles for a loss, 20 sacks and a total of 204 tackles over his last two seasons.



**DORIAN
ETHERIDGE**
INSIDE LINEBACKER
Jr. • 6-3 • 231
Charleston, W. Va.
(Capitol)

JUNIOR (2019): Recorded three tackles, with a fumble recovery and quarterback hurry against Notre Dame ... tallied seven stops, one for a loss, versus Eastern Kentucky ... had a tackle for loss and a pass breakup against Western Kentucky ... made seven tackles with a sack at Florida State ... finished with eight stops and a quarterback hurry at Wake Forest ... recorded three tackles, one for loss, and a pass breakup against Clemson ... made five tackles, one for loss, at Miami ... tallied a season-high 11 tackles, broke up a career-best three passes and recorded the first interception of his career at NC State ... tied for the team lead with 12 tackles, one for loss, against Syracuse.

SOPHOMORE (2018): Started 10 games at linebacker, missing two due to injury ... totaled 55 tackles and 4.0 tackles for loss ... registered five games with six or more tackles ... credited with four tackles in the season opener versus Alabama ... totaled four tackles and one tackle for loss before leaving the game with an injury against Indiana State ... missed the Western Kentucky and Virginia games ... returned to action versus Florida State, leading the team with eight tackles and one tackle for loss ... totaled seven tackles versus Georgia Tech ... credited with a season-best 11 tackles in a loss at Boston College ... totaled eight stops and a tackle for loss versus Wake Forest ... credited with three tackles against Clemson ... notched six tackles and 1.5 tackles for loss against NC State.


FRESHMAN (2017): Started all 13 games at linebacker ... named a Freshman All-American by ESPN ... led the team in tackles with 83 — the first true freshman to lead the squad ... totaled two tackles in his first collegiate game versus Purdue ... started at linebacker against North Carolina and registered eight tackles ... credited with nine stops and pair of tackles for loss versus Kent State ... totaled six tackles in a loss to NC State ... recorded a career-best 14 tackles in a loss to Boston College ... registered his second double-digit tackles game with 11 tackles versus Syracuse ... notched eight tackles in the regular season win at Kentucky ... totaled six stops in the TaxSlayer Bowl loss to Mississippi State.

CAREER STATISTICS

Yr	G/S	S	A	T	TFL	QBH	SK	FR	FF	Int	PB
2017	13/13	40	43	83	3-4	0	0-0	1-0	0	0-0	2
2018	10/10	32	23	55	4-10	0	0.5-4	2-0	0	0-0	4
2019	11/10	41	22	63	6.5-18	3	1-4	1-0	0	1-4	5
Total	32/31	113	88	201	13.5-32	3	1.5-8	4-0	0	1-4	11

CAREER HIGHS

Tackles.....14 vs. Boston College, 2017
Tackles for Loss2.0 vs. Kent State, 2017
Sacks1 at Florida State, 2019
Quarterback Hurries1 (three times); last vs. Virginia, 2019
Fumble Recoveries.....1 (four times); last vs. Notre Dame, 2019
Interceptions.....1 at NC State, 2019
Pass Breakups.....3 at NC State, 2019



**JACK
FAGOT**
DEFENSIVE BACK
R-So. • 6-0 • 190
Lexington, Ky.
(Lexington Catholic)

SOPHOMORE (2019): Recorded a tackle against Notre Dame ... finished with three tackles versus Western Kentucky ... credited with three tackles against Boston College ... made two tackles at Wake Forest ... tallied the first interception of his career, picking off Trevor Lawrence of Clemson at the goal line ... had two stops in the win over Virginia ... tallied a career-best five tackles at Miami ... registered two tackles and a pass breakup at NC State ... had two tackles against Syracuse.

FRESHMAN (2018): Appeared in seven games on special teams.

2017: Redshirted.

CAREER STATISTICS

Yr	G/S	S	A	T	TFL	QBH	SK	FR	FF	Int	PB
2018	7/0	0	0	0	0-0	0	0-0	0	0-0	0-0	0
2019	10/0	14	10	24	0-0	0	0-0	0	0-0	0-0	1-12
Total	17/0	14	10	24	0-0	0	0-0	0	0-0	0-0	1-12

CAREER HIGHS

Tackles.....5 at Miami, 2019
Interceptions.....1 vs. Clemson, 2019
Return Yardage.....12 vs. Clemson, 2019
Pass Breakups.....1 at NC State, 2019



**DEZ
FITZPATRICK**
WIDE RECEIVER
R-Jr. • 6-2 • 204
Farmington Hills, Mich.
(Waterford Mott)

JUNIOR (2019): Caught one pass for 10 yards against Notre Dame ... had three catches for 32 yards and a score against Eastern Kentucky ... caught seven passes for 133 yards, including a career-long 74-yard touchdown at Florida State ... Grabbed five passes for 108 yards and a touchdown versus Boston College ... totaled five receptions for 125 yards and two touchdowns at Wake Forest ... caught three passes for 63 yards against Clemson ... made four catches for 72 yards, including a 43 yard touchdown at NC State.

SOPHOMORE (2018): Second on the team with 31 receptions for 422 yards and three touchdowns ... averaged 13.6 yards a reception ... notched three receptions for 40 yards in the loss to Alabama ... caught two passes for 21 yards in the 20-17 win over Western Kentucky ... led the team with five receptions for 62 yards in the loss to Virginia, including an 18-yard reception ... caught four passes for 45 yards and a score versus Florida State ... scored on a three-yard reception with 10 seconds remaining in the second quarter ... recorded four receptions for 58 yards, including a 42-yard touchdown reception versus Georgia Tech ... grabbed four receptions for 50 yards against Boston College ... caught two passes for 16 yards against Wake Forest and three for 59 against Clemson ... scored on a 13-yard touchdown throw from Jawon Pass versus Syracuse ... caught one pass in losses to NC State and Kentucky.

FRESHMAN (2017): Made an appearance in all 13 games, with eight starts ... finished second on the team with 45 catches for 699 yards and a team-best nine touchdown catches (tied freshman record) ... named all-ACC honorable mention ... caught four passes for 95 yards and a touchdown ... his first collegiate touchdown was a 20-yard reception in the fourth quarter to put the Cards ahead 32-28 ... grabbed for receptions for 78 yard and a pair of touchdowns versus North Carolina ... totaled a pair of receptions for 38 yards — one those catches was an eight-yard touchdown ... recorded another two-touchdown performance versus Murray State, recording four receptions for 45 yards ... had career highs of 10 catches and 134 yards versus NC State ... 10 receptions tied Iln Green's freshman record, first set against North Carolina on Nov. 9, 1996 ... it was the most receptions by a UofL player since Jamari Staples had 10 versus Wake Forest in 2015 ... the 134 receiving yards are the most by a freshman since 2005, when Mario Urrutia had 138 against Florida Atlantic on Oct. 1 ... totaled seven receptions for 127 yards and a score in a loss to Boston College ... caught four or more passes for sixth time with five catches for 56 yards against Wake Forest ... caught a 29-yard touchdown pass to put the Cardinals up 56-3 in a home win over Syracuse ... put the Cardinals up 31-7 with a 29-yard touchdown catch versus Kentucky.


2016: Redshirted.

CAREER STATISTICS

Yr	G/S	Rushing					Receiving				
		Att	Yds	Avg	TD	LG	Rec	Yds	Avg	TD	LG
2017	13/7	0	0	0	0	0	45	699	15.5	9	48
2018	12/6	0	0	0	0	0	31	422	13.6	3	43
2019	11/10	0	0	0	0	0	30	562	18.7	6	74
Total	36/23	0	0	0	0	0	101	1,683	16.7	18	74

CAREER HIGHS

Receptions10 at NC State, 2017
Receiving Yards.....134 at NC State, 2017
Long Reception.....74 at Florida State, 2019
Touchdowns.....2 (three times); last at Wake Forest, 2019



**MARSHON
FORD**
TIGHT END
R-So. • 6-2 • 226
Louisville, Ky.
(Ballard)

SOPHOMORE (2019): Caught two passes for 43 yards against Notre Dame ... tallied a pair of touchdowns on three catches and 26 yards versus Eastern Kentucky ... had a 48-yard reception at Florida State ... recorded three catches for 25 yards at Miami ... caught three passes for 52 yards and two touchdowns in the win at NC State ... finished with 17 yards on three catches with a touchdown against Syracuse, his third score in two games.

FRESHMAN (2018): Appeared in four games ... made his collegiate debut in a loss to Wake Forest.

2017: Redshirted.

CAREER STATISTICS

Yr	G/S	Rushing					Receiving				
		Att	Yds	Avg	TD	LG	Rec	Yds	Avg	TD	LG
2018	4/0	0	0	0	0	0	0	0	0	0	0
2019	11/11	0	0	0	0	0	17	239	14.1	5	48
Total	15/11	0	0	0	0	0	17	239	14.1	5	48

CAREER HIGHS

Receptions3 (four times); last vs. Syracuse, 2019
Receiving Yards.....52 vs. Syracuse, 2019
Long Reception48 at Florida State, 2019
Touchdowns.....2 (two times); last at NC State, 2019



**JARED
GOLDWIRE**
DEFENSIVE LINE
Jr. • 6-6 • 286
Tacoma, Wash.
(Kentwood/Fort Scott CC)

JUNIOR (2019): Recorded a tackle and pass breakup against Notre Dame ... tallied three tackles with his first career sack versus Eastern Kentucky ... had three stops at Florida State ... credited with two tackles and a pass breakup at Wake Forest ... notched three tackles and a sack against Clemson ... matched his career high with five tackles, including a career-best two for loss, in the win at NC State.

SOPHOMORE (2018): Made an appearance in 10 games, making five starts ... totaled 26 tackles and 1.0 tackles for loss ... made debut with two tackles in a loss to Alabama ... totaled two stops in a win over Indiana State ... earned the start versus Western Kentucky, totaling a season-high five tackles versus Western Kentucky ... blocked a field goal in the fourth quarter in the win over the Hilltoppers ... equaled his personal best with five tackles against Virginia ... credited with four tackles against Georgia Tech ... credited with two stops against Boston College and Syracuse.

FORT SCOTT CC: Played in eight games for Fort Scott CC in 2016 ... assisted in 29 tackles ... tallied 17 solo tackles and 2.5 sacks.

CAREER STATISTICS

Yr	G/S	S	A	T	TFL	QBH	SK	FR	FF	Int	PB
2018	10/6	12	14	26	1-1	3	0-0	0-0	0	0-0	0
2019	11/0	13	7	20	4-14	1	2-11	0-0	0	0-0	2
Total	21/6	25	21	46	5-15	4	2-11	0-0	0	0-0	2

CAREER HIGHS

Tackles.....5 (three times); last at NC State, 2019
Tackles for Loss2 at NC State, 2019
Sacks1.0 (two times); last vs. Clemson, 2019
Quarterback Hurries.....2 vs. Indiana State, 2018
Pass Breakups.....1 (two times); last at Wake Forest, 2019
Field Goal Block1 vs. Western Kentucky, 2018



HASSAN HALL
RUNNING BACK
 So. • 6-0 • 198
 Atlanta, Ga.
 (Maynard Jackson)

SOPHOMORE (2019): Rushed for 69 yards on 11 carries against Notre Dame ... carried the ball 15 times for 58 yards and a touchdown versus Eastern Kentucky ... rushed for 57 yards on 11 carries at Florida State ... carried 11 times for 23 yards against Boston College ... tallied 220 kick return yards, including a 100-yard touchdown return at Wake Forest to earn ACC Specialist of the Week ... rushed for 79 yards on just six carries at Miami, including a career-long 58 yard touchdown in the fourth quarter ... rushed for 71 yards and scored on a 12-yard run in the third quarter against Syracuse.

FRESHMAN (2018): Appeared in all 12 games, making five starts ... saw a pair of carries and returned a kickoff 61 yards in his collegiate debut against Alabama ... rushed for 303 yards and three touchdowns on 70 carries ... recorded a season best 57 rushing yards against Florida State ... scored rushing touchdowns versus Boston College, Wake Forest and Syracuse ... caught 12 passes for 99 yards ... returned 34 kickoffs for 818 yards, averaging 24.1 yards per return ... set a new school record with 247 kickoff return yards at Clemson ... returned a kickoff 93 yards for a touchdown in the third quarter at Clemson, Louisville's first kickoff return touchdown in more than three years.

CAREER STATISTICS

Yr	G/S	Rushing				Receiving					
		Att	Yds	Avg	TD	LG	Rec	Yds	Avg	TD	LG
2018	12/5	70	303	4.3	3	32	12	99	8.2	0	15
2019	11/1	98	478	4.9	5	58	4	46	11.5	0	14
Total	23/6	168	781	4.7	8	58	16	145	9.1	0	15

Yr	Att	Kick Return			Punt Return			
		Yds	TD	LG	Att	Yds	TD	LG
2018	34	818	1	93	0	0	0	0
2019	20	684	1	100	0	0	0	0
Total	54	1,502	2	100	0	0	0	0

CAREER HIGHS

Rushes..... 13 at Boston College, 2018
 Rushing Yards 79 at Miami, 2019
 Long Rush 58 at Miami, 2018
 Rushing Touchdowns 1 (eight times); last vs. Syracuse, 2019
 Receptions 4 vs. Georgia Tech, 2018
 Receiving Yards 33 vs. Georgia Tech, 2018
 Long Reception 15 vs. NC State, 2018
 Kick Return Yards 247 at Clemson, 2018
 Kick Return TDs 1 (two times); last at Wake Forest, 2019



JAVIAN HAWKINS
RUNNING BACK
 R-Fr. • 5-9 • 182
 Titusville, Fla.
 (Cocoa)

FRESHMAN (2019): Rushed for team-high 122 yards on 19 carries against Notre Dame ... tallied second straight 100-yard game with 123 yards on 11 carries versus Eastern Kentucky ... finished with 93 yards and his first career score against Western Kentucky ... rushed 17 times for 52 yards at Florida State ... rushed for career best 172 yards on 25 carries and a score against Boston College and was named ACC Running Back of the Week ... tallied 60 yards and a touchdown on the ground at Wake Forest ... rushed for 129 yards and a touchdown on a career-high 26 carries against Clemson, snapping the Tigers' 27-game streak without allowing a 100-yard rusher ... named the ACC Rookie of the Week after rushing for 136 yards and two touchdowns against Virginia ... rushed for 91 yards on 15 carries and caught a pass for 40 yards at Miami ... rushed for 67 yards on 16 carries at NC State ... eclipsed the 1,000-yard mark in the second quarter at NC State, becoming just the second freshman in Louisville history to reach the milestone ... rushed for a career-best 233 yards and a touchdown against Syracuse, breaking Lamar Jackson's record for most rushing yards in a

game by a Louisville freshman ... set a new Louisville mark for the most rushing yards in a season by a freshman, surpassing Victor Anderson ... moved into ninth on UofL's single season rushing yards chart.

2018: Appeared in three games before taking a redshirt in his first season ... rushed for seven yards on his lone carry of his collegiate debut against Indiana State ... also caught a pass for four yards in the win over the Sycamores ... had one carry netting one yard versus Georgia Tech.


CAREER STATISTICS

Yr	G/S	Rushing				Receiving					
		Att	Yds	Avg	TD	LG	Rec	Yds	Avg	TD	LG
2018	3/0	2	8	4.0	0	7	1	4	4.0	0	4
2019	11/10	219	1,278	5.8	7	66	3	54	18.0	0	40
Total	14/10	221	1,286	5.8	7	66	4	58	14.5	0	40

Yr	Att	Kick Return			Punt Return			
		Yds	TD	LG	Att	Yds	TD	LG
2019	3	47	0	36	0	0	0	0

CAREER HIGHS

Rushes..... 28 vs. Virginia, 2019
 Rushing Yards 233 vs. Syracuse, 2019
 Long Rush 66 vs. Eastern Kentucky, 2019
 Touchdowns 2 vs. Virginia, 2019
 Receptions 1 (four times); last at Miami, 2019
 Receiving Yards 40 at Miami, 2019
 Long Reception 40 at Miami, 2019



TYLER HAYCRAFT
OFFENSIVE LINE
 R-Sr. • 6-3 • 293
 Louisville, Ky.
 (St. Xavier)

SENIOR (2019): Started at right tackle against Notre Dame, grading out at 84% with three knockdowns ... turned in an 85% grade with four knockdowns while helping the Cardinals to 322 rushing yards (8.5 yards per carry) and no sacks versus Eastern Kentucky ... graded out at 90% with four knockdowns against Western Kentucky ... had three knockdowns and a 86% grade at Florida State ... had nine knockdown blocks versus Boston College ... graded at 81% with four knockdowns against Wake Forest ... finished with an 87% grade and a pair of knockdowns versus Clemson ... tallied four knockdowns with an 84% grade in the win over Virginia ... registered three knockdowns and graded at 76% at Miami ... was the Cardinals' top lineman at NC State with an 89% grade and three knockdowns.

JUNIOR (2018): Appeared in all 12 games on special teams and the offensive line ... played as the personal protector on the punt team ... earned a scholarship after starting as a walk-on.

SOPHOMORE (2017): Played in six games on the offensive line and special teams.

FRESHMAN (2016): Didn't see game action.

2015: Redshirted.



QUEN HEAD
LINEBACKER
 Jr. • 6-2 • 205
 Forsyth, Ga.
 (Mary Persons/Hutchinson CC)

JUNIOR (2019): Made one tackle against Notre Dame ... recorded two stops versus Eastern Kentucky ... had two tackles at Wake Forest ... tallied two tackles against Clemson.

SOPHOMORE (2018): Appeared in 12 games at linebacker and on special teams ... totaled six tackles ... credited with first tackle on special teams in the win over Western Kentucky ... notched tackles versus Virginia and Florida State ... notched a personal best two tackles against Boston College.


HUTCHINSON CC: Played in all 12 games ... finished third on the team with 62 tackles ... credited with 3.0 sacks ... ended the year second on the team with 13.5 tackles for loss ... totaled one interception

CAREER STATISTICS

Yr	G/S	S	A	T	TFL	QBH	SK	FR	FF	Int	PB
2019	8/1	5	3	8	0-0	0	0-0	0-0	0	0-0	0
Total	20/1	7	7	14	0-0	0	0-0	1-0	0	0-0	0

CAREER HIGHS

Tackles..... 2 (four times); last vs. Clemson, 2019
 Fumble Recoveries..... 1 at Boston College, 2018



ROBERT HICKS
DEFENSIVE LINE
 So. • 6-1 • 250
 Miami, Fla.
 (Central)

SOPHOMORE (2019): Recorded a tackle for loss against Notre Dame ... made two stops versus Western Kentucky.


FRESHMAN (2018): Played in nine games with one start ... finished first season with 24 tackles and 2.0 tackles for loss ... inserted at linebacker in the season-opening loss to Alabama ... made first start against Western Kentucky, leading the team with 11 tackles and registering his first sack ... totaled four tackles in his second start versus Georgia Tech ... credited with four tackles versus Boston College ... recorded two tackles versus Clemson and Kentucky.

CAREER STATISTICS

Yr	G/S	S	A	T	TFL	QBH	SK	FR	FF	Int	PB
2019	11/0	2	3	5	1-3	0	0-0	0-0	0	0-0	0
Total	20/1	15	14	29	3-6	0	0.5-0	0-0	0	0-0	0

CAREER HIGHS

Tackles..... 11 vs. Western Kentucky, 2018
 Tackles for Loss 1.0 (two times); last vs. Notre Dame, 2019
 Sacks 0.5 vs. Western Kentucky, 2018



T.J. HOLL
LINEBACKER
 Sr. • 6-1 • 230
 Cranberry Township, Pa.
 (Seneca Valley/Colgate)

SENIOR (2019): Recorded a tackle in his first Louisville contest against Notre Dame ... had a solo stop versus Eastern Kentucky.

COLGATE: Appeared in 38 career games at linebacker ... finished his Colgate career with 202 total tackles and 20 tackles for loss ... led Colgate to NCAA Division I Football Championship Quarterfinals ... was named a first team All-American by the American Football Coaches Association and the 2018 Patriot League's Defensive Player of the Year ... finished 15th nationally and second in the league in 2018 with an average of 10.1 tackles per game ... led the Raiders with 121 tackles, recorded six double-digit tackle games, equaling a career high with 18 stops versus Cornell and Army, and ending the year with 16 tackles in the playoff loss to North Dakota State. He also tied for the team lead with 17.0 tackles for loss.


CAREER STATISTICS

Yr	G/S	S	A	T	TFL	QBH	SK	FR	FF	Int	PB
2015*	12/0	8	2	10	0-0	0	0-0	0-0	0	0-0	0
2016*	10/1	5	14	19	0.5-3	1	0-0	1-0	0	0-1	0
2017*	4/4	28	24	52	2.5-2	0	0-0	0-0	0	0-0	0
2018*	12/12	61	60	121	17.0-44	1	3.5-15	1-0	2	1-29	3
2019	7/0	1	2	3	0-0	0	0-0	0-0	0	0-0	0
Total	45/17	103	102	205	20-49	2	3.5-15	2-0	2	2-45	3

* at Colgate

CAREER HIGHS

Tackles..... 18 (three times); last at Army, 2018
Tackles for Loss 3.0 at North Dakota State, 2018
Sacks 2.0 vs. Holy Cross, 2018
Quarterback Hurries.... 1 (two times); last vs. Holy Cross, 2018
Fumbles Forced.... 1 (two times); last vs. William and Mary, 2018
Fumble Recoveries.... 1 (two times); last at New Hampshire, 2018
Interceptions..... 1 (two times); last vs. James Madison, 2018
Int. Return Yardage..... 29 vs. James Madison, 2018
Pass Breakups..... 1 (three times); last at Bucknell, 2018
Field Goal Block 1 vs. Cornell, 2018
Punt Block..... 1 vs. Georgetown, 2016



ANTHONY JOHNSON
DEFENSIVE BACK

R-So. • 6-1 • 187

Coconut Creek, Fla.
 (Chaminade-Madonna)

SOPHOMORE (2019): Saw playing time against Notre Dame ... recorded a tackle versus Eastern Kentucky ... notched a career-best seven tackles, forced and recovered a fumble and had two breakups against Western Kentucky ... recorded team's first interception of the season against Boston College ... tallied a career-best eight tackles, forced a fumble and broke up two passes at Wake Forest ... tallied a forced fumble and quarterback hurry in the win over Virginia ... made three tackles, including a career-best two for loss, and broke up a pass at Miami ... credited with a pair of tackles and a pass breakup at NC State.

FRESHMAN (2018): Appeared in 11 games, two coming as a starter ... recorded 17 tackles and two pass break-ups ... missed the Georgia Tech game due to injury ... came off the bench to make his debut in the loss to Alabama ... credited with one tackle in his first start versus Indiana State ... totaled four tackles in the win over Western Kentucky ... made his first start, recording two tackles in the loss to Virginia ... registered a personal-best four stops against Wake Forest ... totaled two tackles versus NC State.


2017: Redshirted.

CAREER STATISTICS

Yr	G/S	S	A	T	TFL	QBH	SK	FR	FF	Int	PB
2018	11/2	12	2	14	2-3	0	0-0	0-0	0	1-0	2
2019	11/3	21	6	27	2-6	1	0-0	1-0	3	1-11	6
Total	22/5	33	8	41	4-9	1	0-0	1-0	3	2-11	8

CAREER HIGHS

Tackles..... 8 at Wake Forest, 2019
Tackles for Loss 2 at Miami, 2019
Quarterback Hurries..... 1 vs. Virginia, 2019
Forced Fumbles..... 1 (three times); last vs. Virginia, 2019
Fumble Recoveries..... 1 vs. Western Kentucky, 2019
Interceptions..... 1 vs. Boston College
Pass Breakups..... 2 (two times); last at Wake Forest, 2019



CHANDLER JONES
DEFENSIVE BACK

So. • 5-10 • 179

Miami, Fla.
 (Central)

SOPHOMORE (2019): Recorded three tackles, forced a fumble and broke up a pass against Notre Dame ... finished with three tackles versus Eastern Kentucky ... made a career high seven tackles, one for loss, against Western Kentucky ... made four stops at Florida State ... totaled six tackles and a tackle for loss against Boston

College ... finished with four pass breakups at Wake Forest ... had four tackles, one for loss, against Clemson ... notched a career-best eight tackles and picked off his first career pass in the win over Virginia ... made a pair of tackles and broke up a pass at NC State ... finished with six tackles and a pass breakup in the win over Syracuse.


FRESHMAN (2018): Appeared in 11 games, four coming as a starter ... recorded 17 tackles and two pass break-ups ... missed the Georgia Tech game due to injury ... came off the bench to make his debut in the loss to Alabama ... credited with one tackle in his first start versus Indiana State ... totaled four tackles in the win over Western Kentucky ... made his first start, recording two tackles in the loss to Virginia ... registered a personal-best four stops against Wake Forest ... totaled two tackles versus NC State.

CAREER STATISTICS

Yr	G/S	S	A	T	TFL	QBH	SK	FR	FF	Int	PB
2018	11/4	11	6	17	0-0	0	0-0	0-0	0	0-0	2
2019	11/11	35	10	45	3.5-6	0	0-0	0-0	1	1-0	9
Total	22/15	46	16	62	3.5-6	0	0-0	0-0	1	1-0	11

CAREER HIGHS

Tackles..... 8 vs. Virginia, 2019
Tackles for Loss 1 vs. Boston College, 2019
Forced Fumbles..... 1 vs. Notre Dame, 2019
Interceptions..... 1 vs. Virginia, 2019
Pass Breakups..... 4 at Wake Forest, 2019



MASON KING
PUNTER

R-Sr. • 6-3 • 216

Louisville, Ky.
 (St. Xavier)

SENIOR (2019): Punted five times against Notre Dame with a long of 52 yards and one downed inside the 20 ... punted six times at Florida State, including a 60-yarder ... averaged 48.5 yards including two 59-yard punts against Clemson ... averaged a season-best 50 yards on three punts against Syracuse, two of which traveled more than 50 yards with one rolling out inside the one-yard line.

JUNIOR (2018): Averaged 40.6 yards per punt ... punted in all 12 games ... recorded five punts of 50 or more yards and placed 19 punts inside the opposition's 20-yard line ... finished ninth in the ACC in punting ... totaled eight punts for a 43.2 yard per punt average against Alabama ... named the Ray Guy Award Punter of the week after averaging 46.5 yards a punt in a win over Indiana State ... pinned three punts inside the 20-yard line ... posted a career best 64-yard punt ... averaged 40.6 yards a punt against Western Kentucky, placing two punts inside the 20-yard line ... averaged 44.0 yards a punt, including a 52-yarder versus Virginia ... averaged 41.5 yards per punt, placing one inside the 20-yard line against Georgia Tech ... punted career high nine times against Boston College ... punted seven times for a 41.3 average against Syracuse ... closed the season with six punts for a 39.0 yard average against Kentucky.

SOPHOMORE (2017): Punted in all 13 games, averaging 43.9 yards per punt ... his average would've finished fourth in the league, but didn't have enough attempts to qualify ... punted 43 times ... recorded 10 punts of 50 or more yards ... placed 10 punts inside the 20-yard line ... posted four games with two 50+ yard punts ... averaged 44.0 yards in the season-opening win over Purdue ... booted a season-long 58-yard punt against North Carolina ... averaged 45.0 yards per punt in consecutive games versus Kent State and Murray State ... yielded a 47.7 yard average, including a 57-yarder against Boston College ... totaled a 49.7 average in a 31-28 victory at Florida State ... averaged a season-best 51.7 yards a punt against Syracuse.

FRESHMAN (2016): Set the school record for punting average in a season at 43.9 yards per punt ... recorded 16 punts that landed within the opposition's 20-yard line ... nailed 14 punts of 50 or more yards ... more than half his punts were fair caught ... opened the season by punting twice for a 37.5 average against Charlotte ... averaged 43.0 yards per punt, including one that landed inside the 20-yard line versus Syracuse ... punted

five times for a 48.0 yards per punt average against Clemson ... averaged 42.3 yards per punt against NC State ... averaged over 40 yards a punt for the fourth time in a win at Boston College ... punted four times for a 41.8 yard average versus Wake Forest ... booted a season-high seven punts for a season-best 50.6 yards per punt in a loss to Houston ... posted a 49.3 yard average against Kentucky ... punted a career-high eight times for a 50.5 average in the Citrus Bowl loss to LSU.


2015: Redshirted.

CAREER STATISTICS

Year	G	P	Yds	Avg.	-20	50+	TB	LG
2016	13	55	2,413	43.9	16	14	1	60
2017	13	43	1,887	43.9	10	10	2	58
2018	12	69	2,798	40.6	19	5	2	64
2019	11	48	2,028	42.3	13	8	5	60
Totals	48	210	9,126	43.5	58	37	10	64

CAREER HIGHS

Punts..... 9 at Boston College, 2018
Punt Yards..... 404 vs. LSU, 2016
Long Punt..... 64 vs. Indiana State, 2018
Punt Average..... 50.6 at Houston, 2016
Inside 20..... 3 (three times); last vs. Florida State, 2018



JUSTIN MARSHALL
WIDE RECEIVER

R-So. • 6-3 • 212

Newnan, Ga.
 (Georgia Prep Sports Academy)

SOPHOMORE (2019): Saw action against Notre Dame ... caught two passes for 59 yards versus Eastern Kentucky ... tallied one reception for 20 yards against Boston College ... caught one pass for 20 yards at Miami.

FRESHMAN (2018): Appeared in nine games on special teams ... inserted into the lineup for the first time in his career versus Indiana State.


2017: Redshirted.

CAREER STATISTICS

Yr	G/S	Rushing					Receiving				
		Att	Yds	Avg	TD	LG	Rec	Yds	Avg	TD	LG
2019	8/0	0	0	0	0	0	4	99	24.8	0	35

CAREER HIGHS

Receptions 2 vs. Eastern Kentucky, 2019
Receiving Yards..... 59 vs. Eastern Kentucky, 2019
Long Reception 35 vs. Eastern Kentucky, 2019



P.J. MBANASOR
DEFENSIVE BACK

R-Jr. • 6-1 • 203

Pflugerville, Texas
 (Hendrickson/Oklahoma)

JUNIOR (2019): Made four tackles in a start against Notre Dame.

SOPHOMORE (2018): Made an appearance in 12 games, recording three starts ... finished the year with 18 tackles, including a pair of pass break-ups ... also made starts against Western Kentucky and Kentucky ... started at cornerback versus Alabama, recording a team-high nine tackles in the 51-14 loss ... totaled one stop versus Indiana State ... recorded two tackles in the win over Western Kentucky ... recorded three tackles in a loss at Clemson ... registered his lone interception and one tackle versus Syracuse.

2017: Redshirted.

OKLAHOMA: Redshirted in 2016. Played in 10 games with two starts at cornerback during the 2015 season ...

had one tackle against Iowa State ... broke up a pass at Kansas ... tallied one tackle against Texas ... set career high with five tackles in start at corner against Tulsa ... made OU debut with start at cornerback against Akron.

CAREER STATISTICS

Yr	G/S	S	A	T	TFL	QBH	SK	FR	FF	Int	PB
2015*	10/2	5	2	7	0-0	0	0-0	0-0	0	0-0	1
2018	12/3	12	6	18	0-0	0	0-0	0-0	0	1-0	2
2019	6/1	4	1	5	0-0	0	0-0	0-0	0	0-0	0
Total	28/6	21	9	30	0-0	0	0-0	0-0	0	1-0	3

* at Oklahoma

CAREER HIGHS

Tackles.....9 vs. Alabama, 2018
 Interceptions.....1 at Syracuse, 2018
 Pass Breakups.....2 vs. Florida State, 2018




T.J. MCCOY
OFFENSIVE LINE

Gr. • 6-1 • 305

Clermont, Fla.
 (South Lake/Florida)

SENIOR (2019): Started at center against Notre Dame, turning in a grade of 73% ... tallied seven knockdowns with a 69% grade at Florida State ... graded out at 81% and three knockdown blocks versus Boston College ... graded at 71% at Wake Forest ... finished with a 78% grade against Clemson.

FLORIDA: Played in four games (Charleston Southern, Colorado State, Florida State, Michigan) as a reserve offensive lineman at Florida in 2018 ... started Florida's first nine games at center before suffering a season-ending injury at South Carolina in 2017 ... appeared in seven games throughout the season and made four starts in 2016 ... made his UF debut against Kentucky in the second week of the season ... came off the bench to play center in Florida's game against South Carolina ... played three-plus quarters at center for the Gators against the Gamecocks, and then started the final four contests of the season.



GARY MCCRAE
DEFENSIVE LINE

Sr. • 6-4 • 238

Cuthbert, Ga.
 (Randolph Clay/East Mississippi CC)

SENIOR (2019): Recorded a tackle against Eastern Kentucky ... assisted on a tackle against Clemson ... made two tackles in the win at NC State.

2018: Played in two games before injuring his shoulder against Indiana State ... missed the rest of the season with a shoulder injury.

JUNIOR (2017): Played in eight games on special teams ... played primarily on the kickoff unit ... recorded four tackles ... tallied a pair of stops in a road win at Kentucky.

SOPHOMORE (2016): Appeared in two games versus Charlotte and NC State.


EAST MISSISSIPPI CC: Played the 2015 season at EMCC.

CAREER STATISTICS

Yr	G/S	S	A	T	TFL	QBH	SK	FR	FF	Int	PB
2016	2/0	0	0	0	0-0	0	0-0	0-0	0	0-0	0
2017	8/0	3	1	4	0-0	0	0-0	0-0	0	0-0	0
2018	2/0	0	0	0	0-0	0	0-0	0-0	0	0-0	0
2019	10/0	6	3	9	0-0	0	0-0	0-0	0	0-0	0
Total	22/0	9	4	13	0-0	0	0-0	0-0	0	0-0	0

CAREER HIGHS

Tackles.....2 (two times); last at NC State, 2019



MONTY MONTGOMERY
LINEBACKER

So. • 5-11 • 214

Norcross, Ga.
 (Norcross/Hutchinson CC)

SOPHOMORE (2019): Recorded two tackles in his Louisville debut against Notre Dame ... picked up two tackles versus Eastern Kentucky ... notched three stops, including his first sack with the Cardinals against Western Kentucky ... stopped a Boston College scoring drive by causing a fumble in the end zone ... made two stops, picked up a sack and forced a fumble at Wake Forest ... made his first start at Louisville against Clemson and tallied a season-best five tackles ... picked up a pair of sacks in the win over Virginia ... credited with three tackles at Miami ... made four tackles, including a sack, along with a forced fumble at NC State.

HUTCHINSON CC: Named the 2018 Jayhawk Conference Defensive Player of the Year ... was also named the KJCCC Defensive Player of the Week three different times and was the NJCAA National Defensive Player of the Week twice ... helped the Blue Dragons post a 9-3 overall record and a No. 8 finish in the final NJCAA Football rankings ... had a tremendous freshman season for a Blue Dragon defense that ranked in the top two of three of the four major defensive categories in the Jayhawk Conference and was ranked as high as No. 2 in the nation in rush defense ... led the Blue Dragons with 82 total tackles, including 45 unassisted tackles ... totaled 18 tackles for loss, six quarterback sacks, three interceptions, two fumble recoveries returned for a touchdown ... credited with five quarterback hurries in 2018 ... became the first Blue Dragon player in three years to earn NJCAA first-team All-America honors ... recorded three defensive touchdowns, including two in one game against Dodge City.

CAREER STATISTICS

Yr	G/S	S	A	T	TFL	QBH	SK	FR	FF	Int	PB
2019	11/0	20	7	27	5-32	1	5-32	1-0	3	0-0	1

CAREER HIGHS

Tackles.....5 vs. Clemson, 2019
 Tackles for Loss.....2 vs. Virginia, 2019
 Quarterback Hurries.....1 vs. Syracuse, 2019
 Sacks.....2 vs. Virginia, 2019
 Forced Fumbles.....1 (three times); last at NC State, 2019
 Fumble Recoveries.....1 vs. Boston College, 2019
 Pass Breakups.....1 vs. Western Kentucky, 2019



NICK OKEKE
LINEBACKER

R-So. • 6-3 • 246

Smyrna, Tenn.
 (Smyrna)

SOPHOMORE (2019): Finished with a team-high seven tackles, a sack and a quarterback hurry against Notre Dame ... tallied seven tackles at Florida State ... notched three tackles at NC State ... had a pair of tackles against Syracuse.

FRESHMAN (2018): Played in 12 games, six coming as a starter ... recorded 42 tackles and 1.0 tackles for loss in his first collegiate season ... made debut with one tackle versus Alabama ... came off the bench to record five tackles against Indiana State ... registered personal best eight tackles in his first start at Virginia ... equaled his personal best with eight stops against Georgia Tech ... credited with six tackles and 1.0 tackles for loss at Boston College ... combined for nine tackles (5 versus NC State and 4 versus Kentucky) in the final two games.


2017: Redshirted.

CAREER STATISTICS

Yr	G/S	S	A	T	TFL	QBH	SK	FR	FF	Int	PB
2018	12/6	23	19	42	1-1	0	0-0	0-0	1	0-0	0
2019	10/2	9	13	22	1-4	1	1-8	0-0	0	0-0	0
Total	22/8	32	32	64	2-5	1	1-8	0-0	1	0-0	0

CAREER HIGHS

Tackles.....8 (two times); last vs. Georgia Tech, 2018
 Tackles for Loss.....1.0 (two times); last vs. Notre Dame, 2019
 Sacks.....1.0 vs. Notre Dame, 2019
 Quarterback Hurries.....1 vs. Notre Dame, 2019
 Forced Fumbles.....1 at Virginia, 2018



JAWON PASS
QUARTERBACK

R-Jr. • 6-4 • 239

Columbus, Ga.
 (Carver)

JUNIOR (2019): Threw for 134 yards and rushed for 67 and two scores against Notre Dame ... recorded a career-high four touchdown passes going 12-for-19 for 196 yards versus Eastern Kentucky.

SOPHOMORE (2018): Played in 11 games, making nine starts ... completed 162-of-300 passes for 1,960 yards and eight touchdowns ... completed 54.0 percent of his passes ... averaged 186.6 yards of total offense per game ... made first start versus Alabama, completing 20-of-39 passes for 252 yards and two touchdowns ... tossed a pair of touchdowns ... threw his first two interceptions ... completed 8-of-14 passes for 89 yards with an interception that was returned for a touchdown against Indiana State ... started versus Western Kentucky, going 0 for 3 in passing ... inserted into the game in the second half versus Virginia, completing 10-of-19 passes for 113 yards and an interception ... threw for 306 yards and two touchdowns in a loss to Florida State ... the first 300-yard game of his career ... completed 23 of 35 passes for 299 yards and two scores in a loss to Georgia Tech ... tossed a 29-yard touchdown pass to Tutu Atwell and a 42-yard strike to Dez Fitzpatrick ... went 30 of 54 for a career high 358 yards and one touchdown in a loss to Wake Forest ... rushed for a career high 80 yards in a loss to Syracuse and throwing for 196 yards and one score.

FRESHMAN (2017): Appeared in six games as a reserve ... completed 23-of-33 passes for 238 yards and two touchdowns ... rushed 13 times for 62 yards and a score ... made his collegiate debut versus Kent State, going 5-for-8 for 75 yards ... completed 14-of-19 passes for 115 yards and one touchdown, while rushing for 36 yards and a score in a win over Murray State ... first career touchdown pass was a 14-yard pass to Javonte Bagley ... also scored on a two-yard run ... went 3-for-4 for 46 yards, including a 29-yard touchdown strike to Dez Fitzpatrick.

2016: Redshirted.

CAREER STATISTICS

PASSING										
Yr	G/S	Comp	Att	Int	Yds	TD	Pct	LG		
2017	5/0	23	33	0	238	2	69.6	31		
2018	11/9	162	300	12	1,960	8	54.0	53		
2019	2/2	24	46	1	330	4	52.2	50		
Total	18/11	209	379	13	2,528	14	55.1	53		

RUSHING						
Yr	G/S	Att	Yds	Avg	TD	LG
2017	5/0	13	62	4.8	1	34
2018	11/9	76	93	1.2	2	49
2019	2/2	20	104	5.2	2	24
Total	18/11	109	259	2.4	5	49

CAREER HIGHS

Completions.....30 vs. Wake Forest, 2018
 Attempts.....54 vs. Wake Forest, 2018
 Passing Yards.....358 vs. Wake Forest, 2018
 Long Pass.....53 vs. Florida State, 2018
 Touchdowns (Passing).....4 vs Eastern Kentucky, 2019
 Rushes.....12 at Syracuse, 2018
 Rushing Yards.....80 at Syracuse, 2018
 Long Rush.....49 at Syracuse, 2018
 Touchdowns (Rushing).....1 (three times); last at BC, 2018



**KHANE
PASS**
DEFENSIVE BACK
R-Sr. • 6-1 • 204
Columbus, Ga.
(Carver)

SENIOR (2019): Recorded six tackles in a start against Notre Dame ... tallied four tackles, one for loss, versus Eastern Kentucky ... notched five stops against Western Kentucky ... registered a career-best 12 tackles, nine solo, with one for loss at Florida State ... tied his career high with 12 tackles against Boston College ... finished with 10 tackles at Wake Forest ... tallied a team-high seven stops against Clemson ... notched a pair of stops in the win over Virginia ... credited with three tackles at Miami ... finished with five tackles and a pass breakup at NC State ... had four tackles in the win over Syracuse.

JUNIOR (2018): Started all 12 games ... finished the season with 54 tackles, which was fourth on the team ... started at safety, totaling four tackles in the loss to Alabama ... posted four stops against Indiana State ... finished with seven tackles in the win over Western Kentucky ... ejected for targeting after three plays against Virginia ... recorded four tackles in a loss to Florida State ... credited with a season best eight tackles versus Georgia Tech ... contributed seven tackles in a loss to Boston College ... added five stops versus Wake Forest ... closed the year with seven tackles in a loss to Kentucky.

SOPHOMORE (2017): Appeared in all 13 games, making five starts ... totaled 38 tackles and 3.0 tackles for loss ... forced a fumble and recorded one interception ... recorded three games of five or more tackles ... made his second career start a good one with a career-high six tackles and 0.5 tackles for loss in the opener versus Purdue ... tallied four tackles against North Carolina ... finished with five tackles and 1.0 tackle for loss ... tied his career-high six tackles versus NC State ... returned his first career interception 40 yards in a victory over Syracuse.

FRESHMAN (2016): Physical sophomore who emerged to take on a larger role late in the season... finished with 19 tackles in 12 games ... made his first career start versus LSU in the Citrus Bowl loss to LSU ... Displayed an ability to make a big hit ... contributor on special teams ... posted three tackles in his collegiate debut and also registered one tackle for loss in a win over Charlotte ... finished the regular season with a season-best five tackles and one break-up versus Kentucky ... tallied five tackles and a tackle for loss versus LSU.

2015: Redshirted.


CAREER STATISTICS

Yr	G/S	S	A	T	TFL	QBH	SK	FR	FF	Int	PB
2016	10/1	11	8	19	1.5-2	0	0-0	0-0	0	0-0	1
2017	13/5	22	16	38	3-16	1	0-0	0-0	1	1-40	1
2018	12/12	36	18	54	0-0	0	0-0	0-0	0	0-0	1
2019	11/11	51	20	71	2-4	0	0-0	0-0	1	0-0	2
Total	46/29	120	62	182	6.5-22	1	0-0	0-0	2	1-40	5

Yr	Kick Return				Punt Return			
	Att	Yds	TD	LG	Att	Yds	TD	LG
2016	0	0	0	0	2	-3	0	6
Total	0	0	0	0	2	-3	0	6

CAREER HIGHS

Tackles.....12 vs. Boston College, 2019
Tackles for Loss 1.0 (five times); last at Florida State, 2019
Quarterback Hurries..... 1 at NC State, 2017
Forced Fumbles.....1 (two times); last vs. Notre Dame, 2019
Interceptions..... 1 vs. Syracuse, 2017
Int. Return Yardage..... 40 vs. Syracuse, 2017
Pass Breakups..... 1 (five times); last at NC State, 2019



**DEVANTE
PEETE**
WIDE RECEIVER
R-Sr. • 6-6 • 213
Pompano Beach, Fla.
(St. Thomas Aquinas)

SENIOR (2019): Saw action against Notre Dame ... caught a 26-yard pass versus Eastern Kentucky.

JUNIOR (2018): Recorded a career high 21 receptions for 250 yards ... averaged 11.9 yards per catch ... appeared in 11 games, making seven starts ... caught one pass for 15 yards in his first game back from injury ... led the team in receiving with three receptions for 32 yards against Indiana State ... recorded two receptions for 17 yards against Western Kentucky ... caught one pass for 11 yards against Virginia ... notched two receptions for 40 yards versus Florida State ... caught two passes for 45 yards versus Georgia Tech, including a 37-yard reception with one second left to set up a field goal ... recorded a career high four catches for 37 yards in a loss to Boston College ... tallied three receptions for 25 yards versus Clemson.

2017: Tore his ACL during the second week of fall camp, forcing him to miss the season ... elected team captain for the second straight year.

SOPHOMORE (2016): Special teams captain ... Big, rangy wide receiver who has been a key contributor on special teams ... posted 10 tackles ... caught four passes for 70 yards as a reserve wide receiver ... caught one pass for 15 yards and totaled a pair of tackles versus Charlotte ... totaled one reception for seven yards against Syracuse caught one pass for 35 yards and registered two tackles versus NC State ... credited with one stop and caught a pass for 10 yards against Boston College ... blocked a punt and recorded one tackle versus Wake Forest.


FRESHMAN (2015): Appeared in all 13 games this season as a reserve wide receiver ... caught a pass in seven of 13 games ... caught 12 passes for 166 yards and one touchdown ... owns the third-most receptions by a member of the freshmen class ... corraled his first career touchdown on the road against NC State ...tallied a season-long 37 yard reception in the second half against Clemson ... recorded his first collegiate reception against Auburn, finished with three receptions for a team-high 60 yards.

CAREER STATISTICS

Yr	G/S	Rushing				Receiving					
		Att	Yds	Avg	TD	LG	Rec	Yds	Avg	TD	LG
2015	13/0	0	0	0	0	0	12	166	13.8	1	37
2016	13/0	0	0	0	0	0	4	70	20.0	0	35
2018	11/7	0	0	0	0	0	21	250	11.9	0	37
2019	11/0	0	0	0	0	0	2	37	18.5	0	26
Total	48/7	0	0	0	0	0	39	523	13.4	1	37

CAREER HIGHS

Receptions 4 at Boston College, 2018
Receiving Yards.....60 vs. Auburn, 2015
Long Reception37 (two times); last vs. Georgia Tech, 2018
Touchdowns..... 1 at NC State, 2015



**TABARIUS
PETERSON**
OUTSIDE LINEBACKER
R-Jr. • 6-3 • 252
Tucker, Ga.
(Tucker)

JUNIOR (2019): Recorded a tackle against Notre Dame ... tallied two tackles versus Eastern Kentucky ... ran for nine yards on his first career carry to give the Cardinals a first down on a fake punt at Florida State ... finished with four tackles at Wake Forest ... made three stops, 1.5 for loss, and tallied two quarterback hurries in the win over Virginia ... recorded three tackles and recovered his first career fumble in the win at NC State ... recorded a pair of tackles against Syracuse.

SOPHOMORE (2018): Finished the year with 49 tackles and tied for the team lead with 2.0 sacks ... totaled two stops in the 51-14 loss to Alabama ... credited with eight tackles and a tackle for loss in his first start against Indiana State ... totaled a career high nine tackles ... and a tackle for loss in winning 20-17 versus Western Kentucky ... credited with three tackles and a tackle for loss versus Virginia ... totaled three tackles and a tackle for loss versus Florida State ... notched three stops against Georgia Tech ... recorded eight tackles at home versus NC State.

FRESHMAN (2017): Played in 12 games on defense and on special teams ... finished with 18 tackles and one forced fumble ... forced a key fumble and recorded a tackle in the win over Purdue ... totaled a career-high five tackles in a home win over Kent State ... credited with four stops in a 31-28 victory at Florida State ... recorded three tackle versus Virginia.


2016: Redshirted.

CAREER STATISTICS

Yr	G/S	S	A	T	TFL	QBH	SK	FR	FF	Int	PB
2017	12/0	9	9	18	0-0	1	0-0	0-0	1	0-0	0
2018	12/9	27	22	49	6.5-32	1	2-14	0-0	0	0-0	1
2019	11/11	7	14	21	1.5-3	4	0-0	1-0	0	0-0	0
Total	35/20	43	45	88	8.0-35	6	2-14	1-0	1	0-0	1

CAREER HIGHS

Tackles..... 9 vs. Western Kentucky, 2018
Tackles for Loss2.0 at Syracuse, 2018
Sacks1.0 at Syracuse, 2018
Quarterback Hurries 2 vs. Virginia, 2019
Fumble Recoveries..... 1 at NC State, 2019
Forced Fumbles.....1 vs. Purdue, 2017
Pass Breakups..... 1 vs. Indiana State, 2018



**EAN
PFEIFER**
TIGHT END
Gr. • 6-4 • 245
Bentonville, Ark.
(Bentonville/Vanderbilt)


SENIOR (2019): Saw first Louisville action against Notre Dame ... made his first start at Florida State ... started against Clemson ... caught his first career pass at Miami, a six-yard touchdown in the second quarter ... caught a one-yard touchdown pass in the win at NC State.

VANDERBILT: Played two seasons at Vanderbilt before leaving as a graduate transfer ... played in 19 career games ... played in eight games, contributing at offensive guard and on special team conversion units in 2017 ... earned starts at left guard in early-season victories over Middle Tennessee, Alabama A&M and Kansas State and kept the assignment for the next two games ... injuries limited his participation late in the season ... took over for Delando Crooks at left guard early in the season and never relinquished his position during the 2016 campaign ... appeared in 11 games in 2016 ... showed improvement with each game, playing most of the team's critical snaps over the last nine games ... played a huge role in running back Ralph Webb becoming the team's all-time leading rusher and sophomore Kyle Shurmur producing one of the finest seasons ever by a Commodore quarterback ... earned Freshman All-SEC honors from Athlon Sports.

CAREER STATISTICS

Yr	G/S	Rushing				Receiving					
		Att	Yds	Avg	TD	LG	Rec	Yds	Avg	TD	LG
2016*	11/9	0	0	0	0	0	0	0	0	0	0
2017*	8/4	0	0	0	0	0	0	0	0	0	0
2019	11/3	0	0	0	0	0	2	7	3.5	2	6
Total	30/16	0	0	0	0	0	2	7	3.5	2	6

* at Vanderbilt



**TELLY
PLUMMER**
DEFENSIVE BACK

So. • 6-0 • 202
Riverdale, Ga.
(Langston Hughes)

FRESHMAN (2018): Played in 10 games for the Cardinals ... made his collegiate debut in the win over Indiana State ... recorded his first collegiate tackle, and three total, against NC State.

CAREER STATISTICS

Yr	G/S	S	A	T	TFL	QBH	SK	FR	FF	Int	PB
2018	9/0	0	3	3	0-0	0	0-0	0-0	0	0-0	0

CAREER HIGHS

Tackles.....3 vs. NC State, 2018



**AIDAN
ROBBINS**
RUNNING BACK

Fr. • 6-3 • 225
Louisville, Ky.
(Manual)

FRESHMAN (2019): Saw first collegiate action against Eastern Kentucky.

HIGH SCHOOL: Played for Scott Carmony at Manual High ... rated a three-star prospect by 247Sports ... rated the No. 53 running back and the No. 10 recruit in Kentucky ... rated a three-star recruit by Rivals.com ... also ranked as the No. 14 player in the state ... named three-star prospect by ESPN.com ... tabbed the No. 50 player as an athlete and the No. 9 recruit in Kentucky ... ran 72 times for 319 yards and four touchdowns before his season ended with a torn labrum in his right shoulder ... scored the game-winning touchdown in a 21-20 win over Ballard ... rushed 13 times for 165 yards and two scores in a win over Western ... ran for 631 yards and six touchdowns as a junior ... rushed 72 times for 370 yards and three touchdowns and also had a receiving touchdown during his sophomore season.



**G.G.
ROBINSON**
DEFENSIVE LINE

R-Sr. • 6-4 • 295
Lilburn, Ga.
(Parkview)

SENIOR (2019): Recorded a pair of tackles, one for loss, in a start against Notre Dame ... notched four tackles with a sack versus Eastern Kentucky ... tallied two pass breakups against Western Kentucky ... finished with three tackles and a hurry at Florida State ... registered one tackle against Boston College ... tallied his first sack of the season at Wake Forest ... had two tackles against Clemson ... had three tackles, including a sack, in the win over Virginia ... credited with a pair of tackles, a sack and his first career fumble recovery in the win over NC State ... turned in a tackle for loss against Syracuse.

JUNIOR (2018): Registered 20 tackles in 11 games, including nine as a starter ... recorded the team's lone sack and was credited with four tackles versus Alabama ... tied for the team lead in sacks ... credited with five tackles versus Indiana State ... posted two tackles and a sack versus Western Kentucky ... totaled two tackles versus Florida State and one stop against Georgia Tech ... credited with single tackles versus Wake Forest, Syracuse and Kentucky.

SOPHOMORE (2017): Made an appearance in 13 games, with six starts ... finished the year with 28 tackles and 3.0 tackles for loss ... recorded a career-high three tackles and 1.5 tackles for loss in the season opener versus Purdue ... made first start versus Clemson ... posted five tackles and a tackle for loss versus Kent State ... recorded a career-best six tackles at NC State ... credited with four tackles at Florida State.

FRESHMAN (2016): Appeared in nine games ... posted a pair of tackles ... made collegiate debut against Charlotte ... produced two tackles in a road loss at Houston.


2015: Redshirted.

CAREER STATISTICS

Yr	G/S	S	A	T	TFL	QBH	SK	FR	FF	Int	PB
2016	9/0	2	0	2	0-0	0	0-0	0-0	0	0-0	0
2017	13/6	7	21	28	3-6	0	0-0	0-0	0	0-0	1
2018	11/9	12	8	20	2-16	2	2-16	0-0	0	0-0	0
2019	11/11	14	6	20	6-34	2	3-27	1-0	0	0-0	2
Total	44/26	35	35	70	11-56	4	5-43	1-0	0	0-0	3

CAREER HIGHS

Tackles.....6 at NC State, 2017
Tackles for Loss1.5 vs. Purdue, 2017
Sacks1.0 (five times); last vs. Virginia, 2019
Quarterback Hurries1 (four times); last at Miami, 2019
Fumble Recoveries1 at NC State, 2019
Pass Breakups2 vs. Western Kentucky, 2019



**CORNELIUS
STURGHILL**
DEFENSIVE BACK

Gr. • 5-11 • 191
Memphis, Tenn.
(Melrose)

SENIOR (2019): Recorded four tackles against Notre Dame ... had three solo stops and a pass breakup versus Eastern Kentucky ... made four tackles against Western Kentucky ... finished with a pair of stops versus Clemson.

JUNIOR (2018): Appeared in 12 games, 11 coming as a starter ... finished the season with 32 tackles and one interception ... credited with three tackles in his first start versus Alabama ... credited with a pair of stops against Indiana State ... reached a career best with five tackles in the win over Western Kentucky ... made a pass break-up in the end zone ... notched four stops in a loss at Virginia ... tallied four tackles versus Georgia Tech ... recorded four stops against Clemson ... totaled a season high six tackles versus Syracuse ... registered three tackles and his first career interception in a loss to Kentucky.

SOPHOMORE (2017): Appeared in four games ... finished with three tackles ... credited with one tackle against North Carolina ... totaled two tackles in a road win at Florida State.

2016: Redshirted.


FRESHMAN (2015): Appeared in seven games on special teams ... returned three punts for -4 yards after taking over as the primary returner during the 17-14 win over Boston College ... credited with a long of two yards ... returned a career-best two punts versus Wake Forest.

CAREER STATISTICS

Yr	G/S	S	A	T	TFL	QBH	SK	FR	FF	Int	PB
2015	7/0	0	0	0	0-0	0	0-0	0-0	0	0-0	0
2017	4/0	3	0	3	0-0	0	0-0	0-0	0	0-0	0
2018	12/11	25	7	32	0-0	1	0-0	0-0	0	1-19	3
2019	9/4	17	0	17	0-0	0	0-0	0-0	0	0-0	2
Total	32/15	45	7	52	0-0	1	0-0	0-0	0	1-19	5

CAREER HIGHS

Tackles.....6 at Syracuse, 2018
Interceptions1 vs. Kentucky, 2018
Int. Return Yardage.....19 vs. Kentucky, 2018
Pass Breakups1 (five times); last at Florida State, 2019



**TRENELL
TROUTMAN**
DEFENSIVE BACK

So. • 5-11 • 188
Miami, Fla.
(St. Thomas Aquinas)

SOPHOMORE (2019): Saw game action against Notre Dame ... tallied six tackles, including one for loss, versus Eastern Kentucky... finished with three stops versus Boston College ... made three tackles against Clemson ... credited with three stops and a quarterback hurry at Miami ... registered three tackles at NC State ... finished with three tackles in the win over Syracuse.


FRESHMAN (2018): Played in nine games for the Cardinals ... made his collegiate debut in the win versus Indiana State ... notched his first collegiate tackle against Georgia Tech ... finished with two tackles against Clemson and Kentucky.

CAREER STATISTICS

Yr	G/S	S	A	T	TFL	QBH	SK	FR	FF	Int	PB
2018	9/0	3	2	5	0-0	0	0-0	0-0	0	0-0	0
2019	11/0	16	8	24	1-2	1	0-0	0-0	0	0-0	0
Total	20/0	19	10	29	1-2	1	0-0	0-0	0	0-0	0

CAREER HIGHS

Tackles.....6 vs. Eastern Kentucky, 2019
Tackles for Loss1 vs. Eastern Kentucky, 2019
Quarterback Hurries1 at Miami, 2019



**KEION
WAKEFIELD**
WIDE RECEIVER

R-Jr. • 5-10 • 184
Louisville, Ky.
(Male)

JUNIOR (2019): Saw game action against Notre Dame ... caught one pass for 16 yards versus Eastern Kentucky ... tallied 17 yards on a pair of receptions at Wake Forest ... returned two kicks for 44 yards against Virginia ... made his first career start and caught a career-best three passes for 40 yards at Miami.

SOPHOMORE (2018): Played in 10 games ... made his UofL debut versus Alabama ... caught one pass for seven yards ... caught his first career reception versus NC State.

FRESHMAN (2017): Injured his knee during fall practice, causing him to miss the entire season.

2016: Redshirted.

CAREER STATISTICS

Yr	G/S	Rushing					Receiving				
		Att	Yds	Avg	TD	LG	Rec	Yds	Avg	TD	LG
2018	10/0	0	0	0	0	0	1	7	7.0	0	7
2019	11/1	0	0	0	0	0	6	73	12.2	0	22
Total	21/1	0	0	0	0	0	7	80	11.4	0	22

Yr	Kick Return				Punt Return			
	Att	Yds	TD	LG	Att	Yds	TD	LG
2019	2	44	0	24	0	0	0	0

CAREER HIGHS

Receptions3 at Miami, 2019
Receiving Yards.....40 at Miami, 2019
Long Reception22 at Miami, 2019



**BOOSIE
WHITLOW**
OUTSIDE LINEBACKER
R-Sr. • 6-3 • 228
Opelika, Ala.
(Opelika/South Carolina)

49



SENIOR (2019): Saw action against Notre Dame ... made two stops and registered his first sack at Louisville versus Eastern Kentucky ... notched two tackles, one for loss, against Western Kentucky ... lone tackle against Clemson was for a four-yard loss ... had two tackles, one for loss, and forced a fumble in the win over Virginia ... had a pass breakup at Miami ... finished with three tackles, one for loss, in the win at NC State ... tallied two stops against Syracuse.

JUNIOR (2018): Played in seven games ... credited with four tackles ... Recorded a tackle in his debut versus Alabama ... added two stops in the win over Indiana State ... recorded one stop versus Syracuse.

SOUTH CAROLINA: Played in all 12 contests, making three starts in 2015 at South Carolina ... used primarily in pass rushing situations... credited with 14 tackles, including 5.0 tackles for loss in somewhat limited duty... logged one sack and credited with four additional quarterback hurries... had a key QB hurry against Kentucky, forcing a throw that was picked off by Skai Moore... saw his first extended action against UCF and responded with a pair of tackles for loss among his four stops, including a 10-yard sack... made his first start against Vanderbilt and had his first career pass break up... had three stops against Texas A&M in his second start... started at Tennessee and was credited with three tackles including a tackle for loss... had a tackle for loss against both Florida and The Citadel.

CAREER STATISTICS

Yr	G/S	S	A	T	TFL	QBH	SK	FR	FF	Int	PB
2015*	12/3	9	5	14	5-17	4	1-10	0-0	0	0-0	1
2018	7/0	1	3	4	0-0	0	0-0	0-0	0	0-0	0
2019	10/3	6	6	12	3.5-21	0	1-12	0-0	1	0-0	1
Total	29/6	16	14	30	8.5-38	4	2-22	0-0	1	0-0	2

* at South Carolina

CAREER HIGHS

Tackles..... 4 vs. UCF, 2015
Tackles for Loss 2.0 vs. UCF, 2015
Sacks 1 (two times); last vs. Eastern Kentucky, 2019
Forced Fumbles 1 vs. Virginia, 2019
Pass Breakups 1 (two times); last at Miami, 2019



**RUSS
YEAST**
SAFETY

Jr. • 5-11 • 196
Greenwood, Ind.
(Center Grove)

3



JUNIOR (2019): Finished with a team-high seven tackles against Notre Dame ... tallied three tackles, one for loss, and a pass breakup versus Eastern Kentucky ... tallied eight tackles at Florida State... credited with a career high 11 stops versus Boston College ... had five tackles and two pass breakups at Wake Forest ... recorded five tackles and his first career interception against Clemson ... made six tackles against Virginia ... notched four tackles at Miami ... tallied four stops and forced a pair of fumbles in the win at NC State ... finished with six tackles against Syracuse.

SOPHOMORE (2018): Played in 11 games at cornerback and as the primary kick returner ... totaled eight tackles ... recorded a single tackle in the season opener versus Alabama ... totaled two tackles in a road loss at Virginia ... closed the season with four tackles and 1.5 tackles for loss in the season finale versus Kentucky.

FRESHMAN (2017): Played in 12 games, making seven starts ... totaled 23 tackles and a pair of pass break-ups ... made collegiate debut versus Purdue ... recorded first start against Kent State ... credited with three stops and first tackle for loss versus Murray State ...

registered a season-high five tackles versus NC State ... tied his season-high with five tackles against Wake Forest ... totaled three tackles in the TaxSlayer Bowl loss to Mississippi State.

CAREER STATISTICS

Yr	G/S	S	A	T	TFL	QBH	SK	FR	FF	Int	PB
2017	12/7	15	8	23	1-3	0	0-0	0-0	0	0-0	2
2018	11/0	4	4	8	1.5-1	0	0-0	0-0	0	0-0	0
2019	11/11	38	23	61	1-2	1	0-0	0-0	2	1-0	4
Total	34/18	57	35	92	3.5-6	1	0-0	0-0	2	1-0	6

Yr	Kick Return				Punt Return			
	Att	Yds	TD	LG	Att	Yds	TD	LG
2017	0	0	0	0	10	33	0	21
2018	3	59	0	23	0	0	0	0
Total	0	0	0	0	0	0	0	0

CAREER HIGHS

Tackles..... 11 vs. Boston College, 2019
Tackles for Loss 1.5 vs. Kentucky, 2018
Quarterback Hurries..... 1 vs. Boston College, 2019
Forced Fumbles..... 2 at NC State, 2019
Interceptions 1 vs. Clemson, 2019
Pass Breakups..... 2 at Wake Forest, 2019
Punt Return Yards 24 vs. Murray State, 2017
Long Punt Return 21 vs. Murray State, 2017
Kick Return Yards..... 45 vs. NC State, 2018
Long Kick Return..... 23 vs. NC State, 2018