



VS.



SATURDAY, NOV. 30 • NOON ET • SEC NETWORK LEXINGTON, KY • KROGER FIELD (61,000)

CATS BATTLE FOR GOVERNOR'S CUP ON SENIOR DAY

Fresh off becoming bowl eligible for the fourth consecutive season Kentucky will close out the regular season against rival Louisville this Saturday. The game is set for a noon ET kickoff and will air on the SEC Network. The Cats will honor 11 players before the game on Senior Day in what is their final game at Kroger Field. With a win the group would be a part of four consecutive seasons with at least seven victories.

Lynn Bowden Jr.'s onslaught on defenses continued last week with his fifth 100-yard rushing game in six starts at quarterback, tying Mike Fanuzzi for the most by a QB in school history. Lynn Bowden has the most rushing yards by a Kentucky player in a six-game span (852) since Moe Williams in the final six games of the 1995 season (926). He needs 49 yards to reach 1,000 for the season.

The UK defense also has shown stark improvement and continues to give the team a chance to win despite its inexperience on that side of the ball, particularly in the secondary. It has held six consecutive opponents to 305 total yards or less, the best such stretch since 1977, and allowed just 402 total yards to Vanderbilt and Tennessee Martin the past two games.

KENTUCKY WILDCATS (6-5, 3-5 SEC)

8/31	TOLEDO [SECN]	W, 38-24
9/7	E. MICHIGAN [SECNA]	W, 38-17
9/14	#9/8 FLORIDA* [ESPN]	L, 21-29
9/21	at Mississippi State* [SECN]	L, 13-28
9/28	at South Carolina* [SECN]	L, 7-24
10/12	ARKANSAS* [SECN]	W, 24-20
10/19	#10/10 at Georgia* [ESPN]	L, 0-21
10/26	MISSOURI* [SECN]	W, 29-7
11/9	TENNESSEE* [SECN]	L, 13-17
11/16	at Vanderbilt* [SECN]	W, 38-14
11/23	TENNESSEE MARTIN [SECN]	W, 50-7
11/30	LOUISVILLE [SECN]	Noon

All times ET; *SEC game; Home games in bold

LOUISVILLE CARDINALS (7-4, 5-3 ACC)

9/2	NOTRE DAME	L, 17-35
9/7	EASTERN KENTUCKY	W, 42-0
9/14	WESTERN KENTUCKY	W, 38-21
9/21	at Florida State*	L, 24-35
10/5	BOSTON COLLEGE*	W, 41-39
10/12	at Wake Forest*	W, 62-59
10/19	CLEMSON*	L, 10-45
10/26	VIRGINIA*	W, 28-21
11/9	at Miami*	L, 27-52
11/16	at NC State*	W, 34-20
11/23	SYRACUSE*	W, 56-34
11/30	at Kentucky	Noon

All times ET; *ACC game; Home games in bold

GAME CENTER - #BRINGIT

	KENTUCKY WILDCATS	LOUISVILLE CARDINALS
Record:	6-5 (3-5 SEC)	7-4 (5-3 ACC)
Ranking:	AP - NR; Coaches - NR	AP - NR; Coaches - NR
Coach:	Mark Stoops (Iowa, '89)	Scott Satterfield (Appy State, '96)
Record:	42-44 (7th season)	58-28 (7th season)
at UK:	same	7-4
vs. UL:	2-4	0-0
Last Game:	W, 50-7, vs. UT Martin (11/23/19)	W, 56-34, vs. Syracuse, (11/23/19)
Series:	UK leads 16-15	Last Meeting: UK won, 56-10, in Louisville on 11/24/18

QUICK NOTES

- Kentucky is 6-5 on the season and 3-5 in SEC play.
- The Cats rushed for a single-season school-record 462 yards in a 50-7 victory over Tennessee Martin last week, becoming bowl eligible for the fourth-straight season.
- UK's rushing offense ranks second in the SEC and 12th nationally at 252.4 yards per game.
- The Cats have piled up more than 400 yards on the ground in back-to-back games and have reached at least 300 rushing yards in three straight games.
- Junior athlete Lynn Bowden Jr. has turned in impressive efforts since shifting over to play quarterback in the last six games. He has delivered four wins, including a virtuoso performance with 196 rushing yards and two touchdowns against Arkansas and 204 rushing yards and two scores against Missouri. Bowden earned SEC Offensive Player of the Week honors for both of those efforts. In the win over Vanderbilt, he directed UK to 482 yards total offense and five straight touchdown drives during the three quarters he played.
- In six starts at QB, he has recorded five 100-yard rushing games and is averaging 142.0 yards per game on the ground (852 total rushing yards). In those six games he has tallied 852 rushing yards, the most by a Wildcat over a six-game span since Moe Williams in the final six games of the 1995 season (926).
- Last week he surpassed Mike Fanuzzi for the most 100-yard rushing games by a quarterback in school history. In the lone game he did not reach 100 yards he fell just a yard short vs. Georgia.
- Bowden, an All-America candidate and Paul Hornung Award finalist for the nation's most versatile athlete, ranks 14th nationally and second the SEC in all-purpose yards, averaging 141.1 yards per game. He also ranks second in the nation in rush yards per carry (7.37).
- He ranks tied for eighth in school history with Sonny Collins (1972-75) in career all-purpose yards (4,123).
- Bowden is the only player in FBS to lead his team in both rushing and receiving yards this season.
- His 204 rushing yards vs. Missouri were the second-most for a quarterback in UK history. Coupled with his 196 vs. Arkansas he now has two of the top three QB rushing efforts at UK.
- Bowden reached 1,000 career receiving yards in the season opener and charted his 100th career receptions vs. Florida.

ABOUT THE GAME

TV • SEC NETWORK

Play-by-Play Taylor Zarzour
Analyst Matt Stinchcomb
Sideline Alyssa Lang

RADIO • UK SPORTS NETWORK

Play-by-Play Tom Leach
Analyst Jeff Picoro
Sideline Dick Gabriel

SATELLITE RADIO

Channel 134 - Sirius; Channel 190 - XM

INTERNET RADIO • www.UKathletics.com

Live Audio - free; Live Stats

TICKETS • UKathletics.com

HASHTAG • #BRINGIT



SEC STANDINGS

EASTERN DIVISION

Team	SEC	Pct.	All	Pct.
Georgia	7-1	.875	10-1	.909
Florida	6-2	.750	9-2	.818
Tennessee	4-3	.571	6-5	.545
KENTUCKY	3-5	.375	6-5	.545
South Carolina	3-5	.375	4-7	.364
Missouri	2-5	.286	5-6	.455
Vanderbilt	1-6	.143	3-8	.273

WESTERN DIVISION

Team	SEC	Pct.	All	Pct.
LSU	7-0	1.000	11-0	1.000
Alabama	6-1	.857	10-1	.909
Texas A&M	4-3	.571	7-4	.636
Auburn	4-3	.571	8-3	.727
Miss. State	2-5	.286	5-6	.455
Ole Miss	2-5	.286	4-7	.364
Arkansas	0-7	.000	2-9	.182

WEEK 13 IN SEC

November 30

LOUISVILLE AT KENTUCKY
NOON; SEC NETWORK

Ole Miss at Mississippi State (Nov. 28)
7:30 p.m.; ESPN

Missouri at Arkansas (Nov. 29)
2:30 p.m.; CBS

Clemson at South Carolina
Noon; ESPN

Georgia at Georgia Tech
Noon; ABC

Alabama at Auburn
3:30 p.m.; CBS

Vanderbilt at Tennessee
4 p.m.; SEC Network

Texas A&M at LSU
7 p.m.; ESPN

Florida State at Florida
7:30 p.m.; SEC Network

All times ET

- Bowden needs 49 more rushing yards to reach 1,000 for the season. He would become just the ninth Wildcat in school history to do so. With 129 rushing yards vs. Tennessee Martin he reached 1,000 for his career and became the 38th player in school history to accomplish that feat.
- Junior punter Max Duffy has been sensational, leading FBS in punting at 48.9 yards per kick. He has been named one of three finalists for the Ray Guy Award for the nation's top punter after earning Ray Guy Award Punter of the Week twice this season.
- Duffy is the school's all-time leading punter at 46.54 yards per kick.
- With Duffy's punting and hustling coverage by the punt team, UK leads the nation with 45.24 net yards per punt.
- Kentucky has held five consecutive SEC opponents to 305 yards of total offense or less for the first time since 1977.
- Since 2016, UK is 12-6 in games decided by seven points or less.
- The Cats have won eight consecutive non-conference games.
- The Cats now are 16-8 over their past 24 games.
- UK has a 16-16 SEC record over the past four seasons. It is the first time since 1977-80 that the Wildcats have won at least half of their conference games over a four-year stretch (12-12).
- UK has allowed 24 points or less in 23 of its last 26 games. That is the best such stretch since October 14, 1978 to Sept. 6, 1980. UK allowed 24 points or less in 18 of 19 games in that stretch.
- UK has allowed 34 points or less in 25 straight games, the longest active streak in the nation. The 24 straight games at 34 points or less is the longest for Kentucky since a 45-game streak from 1976-80.
- UK has held five opponents without a touchdown in the first half this season, most since the 1993 defense held six opponents without a touchdown in the first half.
- The Cats only allowed a total of three points in the first half of three straight SEC games (at Georgia, Missouri, Tennessee), the best mark since allowing a total of three points against three consecutive SEC opponents (Georgia, Vanderbilt, Florida) in 1988.
- UK is tied for second in the FBS, and second in the SEC, in fewest plays from scrimmage of at least 40 yards allowed (four).
- UK is tied for first in the FBS, and tied for first in the SEC, in fewest passing plays of at least 40 yards allowed (one).
- Kentucky leads all of FBS in running plays of at least 20 yards (39).
- UK is tied for first in the FBS, and first in the SEC, in fewest passing touchdowns allowed (six).
- UK is one of just 22 FBS teams to have three players with a 100-yard rushing game this year.
- Defensive end Calvin Taylor Jr. has a team-high 7.5 sacks, which ranks tied for the most in the SEC. His three forced fumbles is tied for the most in the league and 10th nationally.
- This is coach Mark Stoops' seventh season in Lexington and the Wildcats have either matched or exceeded the previous season's win total in each of the past six seasons, making them the only program in FBS to accomplish that feat.
- During Stoops' tenure the Wildcats have had eight different starting quarterbacks win a game.
- Kentucky has played 17 true freshmen this season: Ryan Bryant, Cavon Butler, Jared Casey, Eli Cox, Tae Tae Crumes, M.J. Devonshire, Taj Dodson, Moses Douglass, Jalen Geiger, Isaiah Gibson, Amani Gilmore, DeMarcus Harris, K.D. McDaniel, Nik Ognenovic, Travis Tisdale, J.J. Weaver and Tra Wilkins).
- Stoops has 42 wins during his tenure, the third-most in school history. Stoops also has 31 wins at Kroger Field, the second-most wins in the current stadium and just one behind Jerry Claiborne (1982-89).

SENIOR SALUTE

- Eleven players will be playing their final regular season game on Saturday:
- | | | | |
|----|-------------------|---------------|-----------------------|
| 3 | Jordan Griffin | S, 6-0, 194 | Riverdale, Georgia |
| 14 | Ahmad Wagner | WR, 6-5, 237 | Huber Heights, Ohio |
| 39 | Elijah Barnett | OLB, 6-3, 234 | Lexington, Kentucky |
| 53 | Blake Best | LS, 6-1, 221 | Duluth, Georgia |
| 56 | Kash Daniel | LB, 6-1, 226 | Paintsville, Kentucky |
| 71 | Logan Stenberg | OG, 6-6, 321 | Madison, Alabama |
| 77 | Mason Wolfe | OT, 6-6, 323 | Henderson, Kentucky |
| 90 | T.J. Carter | DE, 6-4, 287 | Mableton, Georgia |
| 91 | Calvin Taylor Jr. | DE, 6-9, 311 | Augusta, Georgia |
| 92 | Phil Hoskins | DT, 6-5, 310 | Toledo, Ohio |
| 97 | Ben Logsdon | K, 6-4, 186 | Louisville, Kentucky |





GOVERNOR'S CUP HISTORY

UK LEADS SERIES, 16-15

Year	UK Record	UofL Record	Site	Score
1912	3-1-0	2-0-0	Lexington	UK, 41-0
1913	5-1-0	5-0-0	Louisville	UK, 20-0
1914	4-2-0	0-3-0	Lexington	UK, 42-0
1915	3-1-1	1-2-1	Louisville	UK, 15-0
1922	2-0-0	0-2-0	Lexington	UK, 73-0
1924	0-0-0	0-0-0	Lexington	UK, 29-0
1994	0-0-0	0-0-0	Lexington	UK, 20-14
1995	0-0-0	0-0-0	Lexington	UofL, 13-10
1996	0-0	0-0	Lexington	UofL, 38-14
1997	0-0	0-0	Lexington	UK, 38-24
1998	0-0	0-0	Louisville	UK, 68-34
1999	0-0	0-0	Lexington	UofL, 56-28
2000	0-0	0-0	Louisville	UofL, 40-34*
2001	0-0	1-0	Lexington	UofL, 36-10
2002	0-0	0-0	Louisville	UK, 22-17
2003	0-0	0-0	Lexington	UofL, 40-24
2004	0-0	0-0	Louisville	UofL, 28-0
2005	0-0	0-0	Lexington	UofL, 31-24
2006	0-0	0-0	Louisville	UofL, 59-28
2007	2-0	2-0	Lexington	UK, 40-34
2008	0-0	0-0	Louisville	UK, 27-2
2009	1-0	1-0	Lexington	UK, 31-27
2010	0-0	0-0	Louisville	UK, 23-16
2011	2-0	1-1	Lexington	UofL, 24-17
2012	0-0	0-0	Louisville	UofL, 32-14
2013	1-1	2-0	Lexington	UofL, 27-13
2014	5-6	8-3	Louisville	UofL, 44-40
2015	5-6	6-5	Lexington	UofL, 38-24
2016	6-5	9-2	Louisville	UK, 41-38
2017	7-4	7-4	Lexington	UofL, 44-17
2018	8-3	2-9	Louisville	UK, 56-10

(*OT)

Current Streak: UK has won one at Lexington: Louisville leads 10-8 at Louisville: Kentucky leads 8-5

TEAM RUSHING, SEASON

Yards	Year
1. 3,124	1974
2. 3,044	2016
3. 2,960	1976
4. 2,779	2019

Yards/Rush	Year (att/yards)
1. 5.81	2019 (478/2,779)
2. 5.43	2016 (560/3,044)
3. 4.94	1974 (632/3,124)

Yards/Game	Year
1. 284.0	1974
2. 269.1	1976
3. 252.4	2019
4. 241.9	1975
5. 239.8	1978

COMPARISON STATS

KENTUCKY	LOUISVILLE
6-5	Record 7-4
3-5	Conference Record..... 6-2
24.6	Scoring/game..... 34.5
379.7	Total Offense/game..... 453.4
252.4	Rushing/game..... 214.5
127.3	Passing/game..... 238.8
23.9	Kickoff Returns (avg.)..... 29.8
7.9	Punt Returns (avg.) 12.5
48.9	Punting (avg) 41.8
32:34	Time of Possession..... 31:02
38.3	Third-Down Conv. (pct)..... 42.9
45.5	Fourth-Down Conv. (pct)..... 63.2
18.9	Points Allowed/game..... 32.8
324.8	Total Defense/game..... 439.5
146.4	Rushing Defense/game 183.2
178.5	Passing Defense/game..... 256.3

- UK will also recognize 12-year-old Luke Klausing on Senior Day. Klausing, a native of Louisville, Kentucky, became an honorary member of the football team in August of 2018 through Team IMPACT. Team IMPACT is a national nonprofit that connects children facing serious and chronic illnesses with local college athletic teams, forming lifelong bonds and life-changing outcomes. Klausing is one of 30,000 patients in the United States living courageously with cystic fibrosis (CF), a disease predominantly diagnosed in children by the age of 2. He was diagnosed at five days old. Through the support of Vertex Pharmaceuticals, children who have CF, like Klausing, sign with local college athletic teams and become an official member of the team to support the child's physical, social and emotional needs.

GAME PROMOTIONS

- Saturday's game captain is former Wildcat Oliver Barnett. He spent much of his collegiate career in the opponent backfield as a pass-rush terror at UK from 1986-89. During his time as a Wildcat, he set school records with 43 tackles for loss, 26 quarterback sacks, and 12 forced fumbles. His sacks record was just recently broken by All-American Josh Allen in 2018 (31.5 sacks). Barnett earned All-America honors as a senior and All-SEC accolades his final two seasons at Kentucky. After his Wildcat days, Barnett played in the Senior Bowl and Blue-Gray all-star games before being selected by the Atlanta Falcons in the NFL Draft. He totaled six NFL seasons with the Falcons, Buffalo Bills and San Francisco 49'ers, including a trip to the 1994 Super Bowl with the Bills. He was inducted in the UK Athletics Hall of Fame in 2013. Barnett graduated from Kentucky with a degree in social work in 1992 and currently lives in Lexington with his wife Tia and two children, Elle and Elijah. His son, Elijah, is a senior outside linebacker for the Wildcats.
- Barnett has also been chosen as Kentucky's SEC Legend this season. The class will be honored at the 2019 SEC Football "Weekend of Champions" December 6-7 in Atlanta, Georgia highlighted by the annual SEC Legends Dinner on Friday, December 6 at the Hyatt Regency in Atlanta. The group will also be recognized prior to the SEC Football Championship Game, which will be held at the new Mercedes-Benz Stadium on Saturday, December 7.
- Saturday's "Lift Them Up" Kid of the Game, representing Kentucky Children's Hospital, is 8-year-old, Daniel Johnson from Louisville, Kentucky. Johnson was admitted to KCH with fluid on his brain and during hospitalization also suffered a stroke. He has fully recovered from the stroke and has a shunt that helps drain the fluid from his brain. He is a fun-loving, active kid who enjoys soccer and watching movies. His favorite UK athlete is Lynn Bowden Jr.

SCOUTING LOUISVILLE

- Louisville is 7-4 on the season, including a 5-3 mark in Atlantic Coast Conference play.
- First-year Louisville coach Scott Satterfield has proven to be a winner, having won 51 games in six seasons at Appalachian State. While there he led the program to four straight bowl games and scored at least nine wins in each of his final four seasons.
- The Cardinals have been one of the most improved teams in the country after winning just two games last season.





KENTUCKY BY THE NUMBERS

Table with 3 columns: Category, 2019, Stoops. Rows include Record, SEC, TV Games, UK scores on 1st possession, etc.

MILESTONES TO WATCH

- Junior athlete Lynn Bowden Jr., ranks tied for eighth in school history in career all-purpose yards (4,123) with Sonny Collins (1972-75). He needs 83 more to tie Keenan Burton (2003-07) at No. 7 (4,206).
Bowden is 51 yards away from reaching the 1,000-yard rushing mark for a single season.
Bowden recently became the 38th player to reach 1,000 career rushing yards.
Bowden has 852 rushing yards as a quarterback this season.
Bowden Jr. has 114 career receptions and is the 17th Wildcat player to catch at least 100 passes in his career.
Bowden became the 30th player in school history to reach 1,000 career receiving in the season opener and now has 1,303 in his career.
Bowden has returned two punts for a touchdown in his career, both coming during the 2018 season.
Bowden has 1,608 kickoff return yards in his career, which ranks fourth on UK's all-time list.
Bowden is just the third player in school history to have at least 1,500 career kickoff return yards and 1,000 career receiving yards (Derek Abney and Keenan Burton).
Head coach Mark Stoops has 42 career victories at Kentucky, ranking him third on the school's all-time list.
Senior DE Calvin Taylor Jr. has 7.5 sacks this season and needs 1.5 more to tie Jeremy Jarmon (2007) and Oliver Barnett (1988) at No. 5 on UK's single-season sacks list with 9.0.
Louisville's offense has been explosive, ranking in the nation's top 30 in scoring and total offense.
Although the Cardinals have had some juggling of quarterbacks they have settled on Micale Cunningham, who has thrown for 19 touchdowns against just four interceptions.
Running back Javian Hawkins has rushed for over 1,200 yards and ranks 11th nationally at 116.2 yards per game on the ground.
Receiver Tutu Atwell has caught 57 passes for 1,072 yards and 11 touchdowns. Both the yardage and touchdowns rank in the top 10 nationally.
The Cardinals' defense has allowed a lot of points and yards per game but also has repeatedly come up with big plays when the team needed them most.

SERIES VS. LOUISVILLE

- The state rivals play for the Governor's Cup trophy.
UK leads the all-time series 16-15. Louisville leads 10-8 in games played in Lexington.
The Cats have won two of the past three meetings, including a 56-10 win to cap last year's regular season schedule.
In that game, the 46-point margin was the largest in Governor's Cup history.
UK allowed just 10 first downs and 79 yards passing in the game while piling up 610 yards of total offense itself.
In 2016 the Cats' stormed into Papa John's Cardinal Stadium and secured a thrilling 41-38 last-second victory over the No. 11 Cardinals, ending a five-game losing streak to Louisville in the process.
At the time, the win was the Cats' first road win over a ranked team since 2002, which also came against Louisville.
UK kicker Austin MacGinnis nailed the game-winning 47-yard field goal with 12 seconds left.





TRACKING KENTUCKY'S OPPONENTS

Opponent	UK vs. Opp	Opp. Record	Last Game	Next Game
vs. Toledo	Aug. 31	6-4	L, 30-49, at Buffalo (Nov. 20)	at Central Michigan - Nov. 29
vs. Eastern Michigan	Sept. 7	5-5	W, 45-17, at Northern Illinois (Nov. 19)	vs. Kent State - Nov. 26
vs. Florida	Sept. 14	9-2	W, 23-6, at Missouri	vs. Florida State - Nov. 30
at Mississippi State	Sept. 21	5-6	W, 45-7, vs. Abilene Christian	vs. Ole Miss - Nov. 28
at South Carolina	Sept. 28	4-7	L, 6-30, at Texas A&M	vs. Clemson - Nov. 30
vs. Arkansas	Oct. 12	2-8	L, 20-56, at LSU	vs. Missouri - Nov. 29
at Georgia	Oct. 19	10-1	W, 19-13, vs. Texas A&M	at Georgia Tech - Nov. 30
vs. Missouri	Oct. 26	5-6	L, 20-24, vs. Tennessee	at Arkansas - Nov. 29
vs. Tennessee	Nov. 9	6-5	W, 24-20, at Missouri	vs. Vanderbilt - Nov. 30
at Vanderbilt	Nov. 16	3-8	W, 38-0, vs. East Tennessee State	at Tennessee - Nov. 30
vs. Tennessee Martin	Nov. 23	7-5	L, 7-50, at Kentucky	Regular Season Complete
VS. LOUISVILLE	NOV. 30	7-4	W, 56-34, VS. SYRACUSE	AT KENTUCKY - NOV. 30

- In 2017, the last time the game was in Lexington, Louisville claimed a 44-17 victory.
- The modern version of the Governor's Cup rivalry began in 1994 after a 70-year hiatus and has been played each of the past 25 seasons.

THE GOVERNOR'S CUP

- The Governor's Cup was created in 1994 as the trophy for the winner of the Kentucky-Louisville game. Donated by The Kroger Company at a cost of \$23,000, the Governor's Cup stands 33 inches tall and weighs 110 pounds. The trophy's base and upright columns are hand-milled black marble. The glass components are optic-grade crystal. All metal parts are 23-karat, gold-plated brass. The cup itself is made of pewter with a 23-karat gold-plated finish.
- The cup was designed by Kendall Costner and sculpted by James Corcoran of Bruce Fox, Inc. The Kroger Company also is involved in supporting academic pursuits at the schools. Kroger is donating \$10,000 to each school for each year the game is played. Including this year, Kroger's donations now total \$500,000 -- \$250,000 to each school.

KENTUCKY-LOUISVILLE CONNECTIONS

- Kentucky has five players from the city of Louisville on its current roster: OLB Jared Casey, WR Tae Tae Crumes, WR Manny Harper, K Ben Logsdon and OLB J.J. Weaver
- Louisville has three players from the city of Lexington on its roster: S Jack Fagot, WR Micah Lowe and WR Jordan Thomas.
- Louisville DB Russ Yeast is the son of former UK wide receiver Craig Yeast (1995-98).

A UK WIN WOULD...

- Give Kentucky at least seven wins for the fourth consecutive season.
- Make Kentucky 4-1 and over its final five games of the regular season.
- Give Kentucky its ninth straight non-conference win.
- Make the Cats 15-3 in their past 18 non-conference games.
- Be the second consecutive win over Louisville and third in the past four meetings.
- Give coach Mark Stoops 43 career victories at UK, third place on the school's all-time list behind Paul "Bear" Bryant (60) and Fran Curci (47).
- Give Stoops 32 wins at Kroger Field, one shy of Paul "Bear" Bryant's (1946-53) school-record mark for home wins and tying Jerry Claiborne (1982-89) for most at Kroger Field.
- Improve UK's all-time record at Kroger Field to 168-135-4.

BOW DOWN TO BOWDEN; FINALIST FOR PAUL HORNUNG AWARD

- Junior athlete Lynn Bowden Jr. has his explosive playmaking and versatility to another level since shifting to quarterback full-time the past six games. He has twice been named SEC Offensive Player of the Week while delivering two of the top three rushing performance for a quarterback in school history and just the ninth-ever 200-yard rushing game by a UK player.
- He is a finalist for the Paul Hornung Award for the nation's most versatile athlete.
- In six starts at QB he has tallied 852 rushing yards, the most by a Wildcat over a six-game span since Moe Williams in the final six games of the 1995 season (926).
- In six starts at QB he has recorded five 100-yard rushing games and is averaging 142.0 yards per game on the ground (852 total rushing yards). In the lone game he did not reach 100 yards he finished just one yard shy at 99.
- His five 100-yard rushing games is a UK career record for a quarterback.
- He is currently averaging 7.4 yards per rush, right in line with Stanley "Boom" Williams' school-

100-YARD RUSHERS

Player	2019	Career	'19 Opponent
Lynn Bowden Jr.	5	5	Arkansas Missouri Tennessee Vanderbilt UT Martin
A.J. Rose	2	4	Miss. State UT Martin Vanderbilt
Chris Rodriguez Jr.	1	1	Vanderbilt
Terry Wilson		1	

100-YARD RECEIVERS

Player	2019	Career	'19 Opponent
Lynn Bowden Jr.	1	2	Miss. State

INTERCEPTIONS

Player	2019	Career
Tyrell Ajian	1	2
Jamin Davis	1	2
Jordan Griffin	1	2
Yusuf Corker	1	1
Kash Daniel	1	1
Quandre Mosley	1	1
DeAndre Square	1	1

TRACKING SACK LEADERS

Player	2019	Career
Calvin Taylor Jr.	7.5	10.5
Boogie Watson	4.5	11.5
Josh Paschal	3.5	7.0
Jordan Wright	3.0	3.0
T.J. Carter	2.0	6.0
DeAndre Square	1.5	2.5
Quinton Bohanna	1.0	2.5
Brandin Echols	1.0	1.0
Jordan Griffin	1.0	1.0
Kordell Looney	1.0	1.0
Phil Hoskins		3.0
Chris Oats		2.0
Kash Daniel		1.0
Marquan McCall		1.0

DOUBLE-FIGURE TACKLERS

Player	2019	Career
Kash Daniel	1	4
Yusuf Corker	1	1
Brandin Echols	1	1
DeAndre Square	1	1





2019 INJURY REPORT

WR Isaiah Epps - Out indefinitely - left foot fracture

DT Phil Hoskins - Out indefinitely - right knee

S Davonte Robinson - Out for the season - right quadriceps injury

QB Nik Scalzo - Out for the season - torn ACL in right knee

QB Terry Wilson - Out for the season - torn patellar tendon in left knee

STAT SUPERLATIVES

Most Games Played (min. 30): Blake Best (50), Kash Daniel (49), Logan Stenberg (49), T.J. Carter (48), Jordan Griffin (43), Justin Rigg (39), Calvin Taylor Jr. (38), Lynn Bowden Jr. (37), Grant McKinniss (37), Boogie Watson (36), Mason Wolfe (36), Quinton Bohanna (35), Kordell Looney (35), Landon Young (35), Josh Ali (32), Zach Johnson (32), A.J. Rose (31)

Most Games Started (min. 20): Logan Stenberg (37), Drake Jackson (31), T.J. Carter (26), Max Duffy (24), Lynn Bowden Jr. (23), Quinton Bohanna (22), Kash Daniel (21), Calvin Taylor Jr. (21)

Consecutive Games Started (min. 12): Logan Stenberg (37), Drake Jackson (31), Max Duffy (24), Quinton Bohanna (17), Lynn Bowden Jr. (13), Darian Kinnard (12)

Consecutive Games with a Tackle (min. 12): DeAndre Square (19), T.J. Carter (15), Boogie Watson (14)

#LAFAMILIA

Kentucky football has several set of sons playing for fathers who were former Wildcats or who are currently working for UK Football:

- Senior OLB Elijah Barnett is the son of former Wildcat, Oliver Barnett (1986-89).
Redshirt-freshman TE Brendan Bates is the grandson of former UK basketball player Gene Neff (1951-52).
Sophomore WR Zac Berezowitz is the son of UK Football's chief of staff Dan Berezowitz. Identical twins Brayden and Bryan serve as a graduate assistant and student assistant in the football office, respectively.
Sophomore center Tyler Couch is the son former Cat, the late Joey Couch (1988-91).
Freshman DB Moses Douglass is the son of former Wildcat Maurice Douglass (1984-85).
Sophomore WR Darren Edmond is the son of UK Football's director of performance Corey Edmond.
Senior TE Drew Schlegel is the son of former Wildcat Mike Schlegel (1992-95).
We have brothers, too. Walk-on defensive ends Richard and Alex Brascom of Louisville, Ky., are fraternal twins.

record 7.1 pace. The 7.0 yards per carry ranks second nationally this season.

- In UK's rain-soaked 29-7 win over Mizzou on Oct. 26 he rushed for 204 yards and two scores. It was the top single-game rushing performance by an SEC player this season at the time. It is the most rushing yards for a Wildcat vs. an SEC opponent since Artose Pinner ran for 224 yards at Vanderbilt in 2002.
It is the second-most for a UK quarterback in school history. Mike Fanuzzi ran for 208 yards vs. Miami (Ohio) in 1974.
His 204-yard performance vs. Missouri is one of just four 200-yard rushing games by an SEC player this season.
> 234 Kylin Hill (Mississippi State) at Arkansas (Nov. 2)
> 217 Isaiah Spiller (Texas A&M) vs UTSA (Nov. 2)
> 212 John Rhys Plumlee (Ole Miss) vs LSU (Nov. 16)
> 204 Lynn Bowden (Kentucky) vs MISSOURI (Oct. 26)
In the Cats' 24-20 win over Arkansas on Oct. 12, shifting over to make his first start at quarterback due to injuries to Terry Wilson and Sawyer Smith. He rushed 24 times for 196 yards and two touchdowns.
Because of his dominant performance, Bowden earned SEC Co-Offensive Player of the Week, his second Paul Hornung Award Weekly Honor Roll honor and the Manning Award National Quarterback of the Week.
He is the first UK quarterback with two rushing and one passing touchdown in a game since Patrick Towles vs. Mississippi State in 2014.
Against Vanderbilt he both rushed and passed for over 100 yards.
Bowden ranks 14th nationally at 141.0 all-purpose yards per game.
FBS players since 2000 to have at least 20 rushing attempts, 10 passing attempts, and a punt return in the same game: Antwaan Randle El (Indiana), Julian Edelman (Kent State), Bowden.
Bowden and Randall Cobb are the only two players in UK history to reach 1,000-career rushing, 1,000-career receiving and 1,000-career return yards. Those two are joined by Derek Homer, Rafael Little and Anthony White as the only five players in school history to have 1,000-career rushing and 1,000-career receiving yards.
Bowden was a First-Team Midseason All-America selection as an all-purpose player by ESPN and the Associated Press.

DUFFY NAMED FINALIST FOR RAY GUY AWARD

- Junior punter Max Duffy has been named one of three finalists for the Ray Guy Award for the nation's top punter, along with Dane Roy of Houston and Sterling Hofrichter of Syracuse.
Voters now have the chance to vote again to determine the winner who will be announced live on Thursday, December 12 at The Home Depot College Football Awards on ESPN in Atlanta, Georgia.
The Ray Guy Award will provide one additional vote as determined by football fans for the Ray Guy Award winner. The Fan Vote is located on the Ray Guy Award website and is equivalent to one national selection committee member's vote. The vote was included for the selection of the finalists as well.

OFFENSIVE LINE NAMED JOE MOORE AWARD SEMIFINALIST

- The Kentucky offensive line has been named semifinalists for the Joe Moore Award, recognizing the Most Outstanding Offensive Line Unit in college football.
The offensive line has helped UK put together its fourth consecutive season of 2,000 or more rushing yards. The Wildcats have done this despite missing three departed starting linemen from a year ago, the school's all-time leading rusher from last season, and this year's top three quarterbacks are all injured - two are out for the season - and the current starting QB is a converted wide receiver.
Four players have rushed for more than 350 yards this season in running back A.J. Rose, quarterback Lynn Bowden Jr., running back Kavosiey Smoke and running back Christopher Rodriguez Jr., including three with over 530 yards (Bowden, Rose, Smoke).
The Wildcats' running game is averaging 252.4 yards per game, good for second in the Southeastern Conference and 12th nationally.
What The Committee Is Saying: "You can tell this is a coachable bunch. They all do a very good job of working their feet into position to get blocks sealed and hand placement has clearly been drilled into them because they are good at it."
The UK offensive line boasts three returning starters in junior center Drake Jackson, senior left guard Logan Stenberg and redshirt junior left tackle Landon Young. Also seeing action is senior



Mason Wolfe, junior Luke Fortner, sophomores Austin Dotson, Darian Kinnard and Naasir Watkins, along with redshirt freshmen Kenneth Horsey, Nick Lewis and Quintin Wilson.

- The O-Line is coached by former Wildcat John Schlarman who is in his seventh season at Kentucky. He was a four-year starter with the Wildcats from 1994-97.
- The finalists will be named on Dec. 10. Selection of the 2019 Joe Moore Award winner will be made public after a surprise visit to the winning university's campus in late December.

PASCHAL NAMED NOMINEE FOR MAYO CLINIC COMEBACK PLAYER OF THE YEAR AND CAPITAL ONE ORANGE BOWL-FWAA COURAGE AWARD

- Joshua Paschal, a sophomore outside linebacker, has made an inspiring return to the football field after overcoming a malignant melanoma that appeared on the bottom of his right foot just before training camp was to open in July of 2018. He underwent three surgeries and monthly immunotherapy treatments for more than a year before being cleared in August. His final treatment was Aug. 7, 2019. He's now a nominee for both the Mayo Clinic Comeback Player of the Year Award and the Capital One Orange Bowl-FWAA Courage Award.
- He battled back to return on a limited basis for the final three games of the 2018 season and has made an immediate impact this season. Paschal, who was voted a team captain by his peers, has started in all 10 games for the Wildcats this season. He has totaled 29 tackles, 6.0 tackles for loss, 2.0 sacks, a pass breakup, a forced fumble and his second career blocked punt in his return. Kentucky football players Blake Best and Mason Wolfe have been named to the 2019 Academic All-District® Football Team, selected by the College Sports Information Directors of America (CoSIDA), it was announced Thursday. The award recognizes the nation's top student-athletes for their combined performances on the field and in the classroom.

BEST, WOLFE NAMED TO COSIDA ACADEMIC ALL-DISTRICT TEAM

- Blake Best and Mason Wolfe have been named to the 2019 Academic All-District® Football Team, selected by CoSIDA. The award recognizes the nation's top student-athletes for their combined performances on the field and in the classroom.
- Best and Wolfe were named First-Team Academic All-District® honorees and now advance to the CoSIDA Academic All-America® ballot. First- and second-team (if applicable) Academic All-America® honorees will be announced in early December.
- Best, a senior from Duluth, Georgia, serves as UK's starting long snapper for the fourth straight season. He is perfect on all snaps and holds in his Wildcat career and has carried that perfect mark in the classroom. Best graduated summa cum laude in December of 2018 with a double major in economics and finance with a perfect 4.0 grade point average. He is currently working on a master's degree in finance. Best was a second-team Academic All-American last season and is a seven-time member of the Dean's List. He also is a three-time member of the Southeastern Conference Academic Honor Roll.
- Wolfe, a native of Henderson, Kentucky, is a senior offensive guard. He has seen action in 34 career games, including all 10 this season. He graduated with a 3.623 GPA in May of 2019 with a bachelor's degree in sociology and a minor in criminology. He is currently working on a master's degree in sport leadership. Wolfe is a three-time member of the SEC Academic Honor Roll and was named to the First-Year SEC Honor Roll as a freshman in 2015. He also is a two-time member of the Dean's List.

BOWDEN, DUFFY NAMED MIDSEASON ALL-AMERICANS

- Kentucky juniors Lynn Bowden Jr. and Max Duffy were named midseason All-Americans by The Associated Press and ESPN. On the AP team, Bowden was named to the first team as an all-purpose player, while Duffy earned second-team honors as a punter.
- Duffy was also named a midseason All-American by Sporting News.

YOUNG NAMED TO ALLSTATE AFCA NATIONAL GOOD WORKS TEAM

- Junior offensive tackle has been selected to the 2019 Allstate AFCA (American Football Coaches Association) Good Works Team®, an annual award given to college football players for the impact they make off the field. His one of just 11 players from the FBS named to the team.
- His numerous community service projects include volunteering at a local nursing home, speaking to youth organizations, volunteering at Habitat for Humanity and traveling to Ethiopia for a one-week service trip to help the people of Addis Abab and Korah
- The Allstate AFCA Good Works Team will be invited to the 2020 Allstate® Sugar Bowl® and will join Tebow and Allstate volunteers to give back to New Orleans through a special community service project. Allstate will recognize the team during the halftime show.

CATS SCRATCHES

SOPH • DT • ABULE ABADI-FITZGERALD

- Born in Yenagoa, Nigeria
- Moved to United States at age 12

r-FRESHMAN • TE • BRENDEN BATES

- Parents, Doug and Kelly, and brother, Doug, all played/play Division I-A sports
- Grandfather is former UK Basketball player Gene Neff

SENIOR • LB • ELIJAH BARNETT

- Dad, Oliver, played at UK from 1986 to 1989 and finished as the Cats' all-time sacks leader, a record that stood until Nov. 17, 2018 when Josh Allen broke it

SENIOR • LB • KASH DANIEL

- Father, Scott, was a former professional bass fisherman
- Kash was a member of the 2019 UK Bass Fishing Team

FRESHMAN • DB • MOSES DOUGLASS

- Father, Maurice, was a defensive back at Kentucky from 1984-85 and went on to an 11-year career with the Chicago Bears and New York Giants

JUNIOR • P • MAX DUFFY

- Currently 26 years old, the oldest player on the team ... Turns 27 in April of 2020
- Second straight punter from Australia, following Matt Panton

r-FRESHMAN • OL • KENNETH HORSEY

- Had open-heart surgery in April of 2018
- Competed in martial arts for 14 years

JUNIOR • C • DRAKE JACKSON

- Family owns and operates a popular barbeque business in Kentucky

JUNIOR • RB • A.J. ROSE

- Earned an Eagle Scout, the highest achievement or rank attainable in the Boy Scouting program of the Boy Scouts of America
- Only four percent of Boy Scouts are granted this rank after a lengthy review process
- UK associate athletics director for marketing, Nathan Schwake, recently named his baby girl AJ (Amory Juliet) Rose Schwake after him

SENIOR • TE • DREW SCHLEGEL

- Dad, Mike, was a tackle and a team captain at Kentucky from 1992-95
- Aspires to be an alpaca farmer

r-JUNIOR • OT • LANDON YOUNG

- Runner-up in both shotput and discus at 2013 USATF National Junior Olympics Track and Field Championships
- Won the 2016 state wrestling title

**HONORING THE CATS IN 2019****Blake Best:**

- * 2019 CoSIDA Academic All-District®
- * 2019 Burlsworth Trophy Nominee

Quinton Bohanna:

- * Fourth-Team Defense Preseason All-SEC (Athlon Sports)

Lynn Bowden Jr.:

- * Midseason First-Team All-American (AP)
- * Midseason All-American (ESPN, Sporting News)
- * Manning Quarterback Player of the Week, Week Seven (10/17/19)
- * SEC Offensive Player of the Week (10/28/19)
- * SEC Offensive Player of the Week (10/14/19)
- * Paul Hornung Award Honor Roll, Week Two (9/9/19)
- * Paul Hornung Award Honor Roll, Week Seven (10/14/19)
- * Paul Hornung Award Honor Roll, Week Seven (10/28/19)
- * Manning Award "Star of the Week" (10/14/19)
- * Second-Team Offense; Third-Team Specialist Preseason All-SEC (Athlon Sports, Media)
- * Second-Team All-Purpose; Third-Team Offense, Specialist Preseason All-SEC (Coaches)

Kash Daniel:

- * Third-Team Defense Preseason All-SEC (Athlon Sports, Media)

Max Duffy:

- * Ray Guy Award Punter of the Week, Week 9
- * Ray Guy Award Punter of the Week, Week 5
- * Midseason Second-Team All-American (AP)
- * Midseason All-American (ESPN, Sporting News)

Drake Jackson:

- * SEC Co-Offensive Lineman of the Week, Week 12 (11/18/19)
- * First-Team Offense Preseason All-SEC (Athlon Sports)
- * Third-Team Offense All-SEC (Coaches, Media)

DeAndre Square:

- * National Defensive Team of the Week for the Toledo Game - (Pro Football Focus)

Logan Stenberg:

- * Second-Team Preseason All-American (Sporting News)
- * Second-Team Offense Preseason All-SEC (Athlon Sports, Coaches)
- * Third-Team Offense All-SEC (Media)

Calvin Taylor Jr.:

- * SEC Defensive Player of the Week (10/28/19)

Mason Wolfe

- * 2019 CoSIDA Academic All-District®

Landon Young:

- * SEC Offensive Lineman of the Week (9/9/19)
- * 2019 Allstate AFCA Good Works Team
- * 2019 Wuerffel Trophy Nominee
- * Fourth-Team Offense Preseason All-SEC (Athlon Sports)

OFFENSE

- "Balance" has been the hallmark of the Kentucky offense under Eddie Gran, UK assistant head coach for offense. The Wildcats have totaled more than 2,000 rushing yards and 2,000 passing yards in all three seasons that Gran has been here. Prior to Gran's arrival, this had been accomplished in only two seasons total in school history.
- The Cats have averaged at least 25.5 points per game in all three seasons, only the third time in school history UK averaged at least 25.5 in three straight years.
- In the Gran era, UK has rushed for 7,738 yards, best three-year total since the 1970s, when Kentucky ran the ball almost exclusively.
- UK has had a 1,000-yard rusher in three straight seasons (Boom Williams, Benny Snell Jr.); prior to this, UK had never had 1,000-yard rushers in back-to-back seasons, let alone three straight seasons. Lynn Bowden Jr. needs 49 yards to extend the streak to four seasons.
- Despite having starting quarterbacks who had never played in a major-college game in 2016 (Stephen Johnson) and 2018 (Terry Wilson), UK won 24 games over three seasons and went to three straight bowl games.
- The Cats have had eight different starting quarterbacks win a game during coach Mark Stoops' tenure.
- Two wide receivers (Garrett Johnson and Dorian Baker) and one tight end (C.J. Conrad) became 1,000-yard career receivers during the last three seasons.
- UK has won 24 games in three seasons (2016-18), the most in school history since 1949-51.

Quarterbacks

- Junior Terry Wilson won the starting job at the start of the 2018 season and led the Wildcats to their first 10-win season since 1977. The 10 wins were the most for a first-year starting QB in school history.
- Wilson played in two games in 2019 before suffering a season-ending torn patellar tendon in his left knee in the third quarter vs. Eastern Michigan.
- Troy transfer Sawyer Smith stepped in for Wilson at the start of the fourth quarter vs. Eastern Michigan and completed 5 of 9 passes for 76 and two touchdowns. In his first career start vs. Florida, Smith went 23-of-35 for 267 yards and two touchdowns.
- Smith played in all 13 games last season for Troy, starting the final seven games for coach Neal Brown, a former Kentucky wide receiver and offensive coordinator. Smith went 5-2 as the starter, completing 144-of-229 passes for 1,669 yards and 14 touchdowns. He also rushed for 191 yards and a score. The 6-foot-3, 219-pounder graduated from Troy in July 2019 with a degree in social science and is working on a master's degree in sport leadership at UK.
- After Smith sat out with injuries suffered in the South Carolina game, junior wide receiver Lynn Bowden Jr., who played quarterback in high school, made his first career start at QB against Arkansas on Oct. 12. He has remained in that role and has led UK to a 4-2 record as the starter with five of the six games having come against SEC opponents.
- Sophomores and Kentucky natives Walker Wood (Lexington) and Kolbe Langhi (Hopkinsville) back up Smith, along with freshman signal caller Amani Gilmore (Amite, La.).
- True freshman Nik Scalzo (Fort Lauderdale, Fla.) is also out for the season after suffering a torn ACL in preseason camp.

Running Backs

- The biggest question mark entering the 2019 season was who would succeed UK's all-time leading rusher and All-American Benny Snell Jr.? Before foregoing his senior season and declaring for the NFL Draft, Snell set just about every rushing record at UK, including becoming the first player in school history to rush for 1,000 yards or more in three straight seasons.
- Kentucky has had a three-headed monster to help answer that question in junior A.J. Rose, and redshirt freshmen Christopher Rodriguez Jr. and Kavosiey Smoke.
- Rose has earned the starting nod in all 11 games and has totaled 724 yards and five scores on 132 carries this season. He is averaging 5.5 yards per carry and 65.8 yards per game.
- Rose and Lynn Bowden Jr. each have 12 running plays of at least 20 yards this season. Kentucky is one of two FBS schools to have two players with at least 10 running plays of at least 20 yards this season (Oklahoma State).
- Smoke has proven to be a big-play threat with touchdown runs of 40 and 32 yards this season. He's the first back in UK history to have scoring runs of at least 32 yards in each of the first two games of a season. In 10 games, Smoke has 84 rushes for 494 yards and a team-high six TDs.
- Rodriguez had 12 carries for a career-high 81 yards vs. Tennessee and then followed up it up with another career effort while piling up 129 yards and two scores on 15 carries vs. Vanderbilt. For the season, he has run for 390 yards and is averaging 7.0 yards per attempt.



2019 TEAM CAPTAINS

Five players were voted team captains by their peers on Friday, Aug. 30. They are Lynn Bowden Jr., Kash Daniel, Josh Paschal, Logan Stenberg and Terry Wilson. The four game captains for each game will be decided on a week-by-week basis. They are listed below.

Toledo	Lynn Bowden Jr., Kash Daniel, Logan Stenberg, Terry Wilson
Eastern Michigan	Lynn Bowden Jr., Kash Daniel, Josh Paschal, Terry Wilson
Florida	Lynn Bowden Jr., Kash Daniel, Logan Stenberg, Terry Wilson
Miss. State	Lynn Bowden Jr., Josh Paschal, Logan Stenberg, Calvin Taylor Jr.
South Carolina	Lynn Bowden Jr., Kash Daniel, Josh Paschal, Logan Stenberg
Arkansas	Lynn Bowden Jr., Kash Daniel, Josh Paschal, Logan Stenberg
Georgia	Lynn Bowden Jr., Kash Daniel, Josh Paschal, Logan Stenberg
Missouri	Lynn Bowden Jr., T.J. Carter, Josh Paschal, Logan Stenberg
Tennessee	Lynn Bowden Jr., Kash Daniel, Josh Paschal, Logan Stenberg
Vanderbilt	Lynn Bowden Jr., Kash Daniel, Josh Paschal, Logan Stenberg
Tennessee Martin	Lynn Bowden Jr., Kash Daniel, Josh Paschal, Logan Stenberg
Louisville	TBD

- Bowden, Jr. (7.37) and Rodriguez, Jr. (6.96) both average at least 6.96 yards per carry. Kentucky is one of four FBS schools to have at least two players averaging at least 6.96 yards per carry (min. 50 att. each) (Central Florida, Louisiana, Oklahoma).
- Kentucky is 12th in the FBS, and second in the SEC, in rushing offense (252.36 yards per game).
- Kentucky rushed for a school-record 462 yards vs. UT Martin, the second consecutive game over the 400-yard mark. It marked just the first time in school history UK has rushed for 400-plus yards in consecutive games. It also marked just the seventh 400-yard game in school history.
- **462 vs. UT Martin, Nov. 23, 2019**
- 446 vs. Tennessee Tech, Sept. 15, 1951
- 443 vs. Tennessee, Nov. 12, 2016
- 441 vs. Virginia Tech, Sept. 14, 1974
- 416 vs. George Washington, Nov. 17, 1951
- 409 vs. Vanderbilt, Nov. 7, 1953
- 400 vs. Ohio, Oct. 3, 1987

PART OF THE GRAN-D DESIGN

- Since taking over the Kentucky running game upon his arrival in 2016, Eddie Gran has fashioned the Cats into one of the more physical and prolific rushing attacks not only in the SEC, but in the country.
- The Cats averaged 234.2 rushing yards per game in 2016, Gran's first in Lexington, 161.7 yards per game in 2017 and 199.4 last year. Those numbers are significant in that only twice in the previous 20 seasons had a UK offense rushed for more than 162 yards per game (2015 and 2009) and not for more than 200 per game since 1993 (210.5).
- Gran has mentored the likes of Benny Snell Jr. and Stanley "Boom" Williams at Kentucky, Chris Thompson, Devonta Freeman and James Wilder Jr. (Florida State), Montario Hardesty (Tennessee), Carnell Williams, Ronnie Brown, Kenny Irons and Rudi Johnson (Auburn) and Deuce McAllister (Ole Miss). During his 23 seasons as a running backs coach he's spent 20 of those against top-shelf competition in the SEC and Atlantic Coast Conference, making the numbers even more impressive.
- Some of the more compelling stats from Gran's 23 seasons at Ole Miss (1995-98), Auburn (1999-2008), Tennessee (2009), Florida State (2010-12), Cincinnati (2013-15) and Kentucky:
 - > 19 seasons averaging at least 150.0 rushing yards per game
 - > 12 seasons averaging at least 172.0 rushing yards per game
 - > 12 individual 1,000-yard rushers.
 - > Nine seasons with a running back who scored at least 10 rushing touchdowns
 - > Four seasons averaging at least 200.0 rushing yards per game
 - > Only once has his running attack averaged less than 100.0 yards per game
 - > Only twice has his running attack averaged less than 125.0 yards per game
- The Wildcats are on pace to add to most of those eye-opening statistics, including Lynn Bowden Jr. just 49 yards away from the 1,000-yard mark for 2019.

Wide Receivers

- Wide receivers coach Michael Smith is in his second season with the Wildcats and is having to rely on a plethora of young talent as three of the top four wideouts from last season are gone.
- Before moving to QB, UK's top target was Lynn Bowden Jr., with 30 catches for 348 yards and

CATS SCRATCHES CONTINUED

IF THE TEAM HAD A BAND:

Singers: Kash Daniel, Darren Edmond, Xavier Peters, Ahmad Wagner
 Dancers: Abule Abadi-Fitzgerald, Brenden Bates (excellent worm)
 Tap dancer: Boogie Watson
 Drummer: Cedric Dort Jr.
 Piano: Darren Edmond
 Trombone: Shawn Lawson
 Beat creators: Davoan Hawkins, Qua Mahone, Jaylen Scott

ON THE WATCH LISTS

Quinton Bohanna:

- * Outland Trophy

Lynn Bowden Jr.:

- * Hornung Award Finalist
- * Biletnikoff Award

Jared Casey:

- FWAA 2019 Freshman All-American Team and Shaun Alexander Freshman of the Year

Kash Daniel:

- * Reese's Senior Bowl

Max Duffy:

- * Ray Guy Award Finalist

Jordan Griffin

- * Reese's Senior Bowl

Drake Jackson:

- * Rimington Trophy

Josh Paschal:

- * Mayo Clinic Comeback Player of the Year
- * Capital One Orange Bowl-FWAA Courage Award

Logan Stenberg:

- * Outland Trophy
- * Reese's Senior Bowl

Calvin Taylor Jr.

- * Reese's Senior Bowl

Landon Young:

- * Wuerffel Trophy

Mason Wolfe:

- * Reese's Senior Bowl

Offensive Line:

- * Joe Moore Award Semifinalists

WHERE ARE THE COACHES?

SIDELINE

Mark Stoops, Head Coach
Eddie Gran, HC Offense/RBs
Vince Marrow, Tight Ends
John Schlarman, Offensive Line
Michael Smith, Wide Receivers
Steve Clinkscale, Defensive Backs
Derrick LeBlanc, Defensive Line
Brad White, Defensive Coordinator, OLBs

PRESS BOX

Darin Hinshaw, Co-OC/Quarterbacks
Dean Hood, Safeties, Special Teams
Jon Sumrall, Inside Linebackers





one touchdown.

- Helping fill the void of Bowden is junior Josh Ali who has 19 catches for 181 yards and two scores in 10 games.
- Former Iowa basketball player Ahmad Wagner has proven to be a difficult cover (see note below) and is third on the team in catches (15) and second in yards (254).
- Young playmakers such as sophomores Clevan Thomas Jr., (nine catches for 90 yards and a touchdown), Allen Dailey Jr., (seven catches for 75 yards) and redshirt freshman Bryce Oliver (six catches for 111 yards and one TD) are also in the mix.
- UK is currently missing the services of junior Isaiah Epps, who has been out since the summer with a foot fracture.

AHMAD FLAG-NER

- Kentucky’s secret weapon on offense might just be the presence of senior Ahmad Wagner, a.k.a. “Ahmad Flag-ner” (h/t Curtis Burch). Wagner, a 6-foot-5, 238-pound receiver, is in his final year of eligibility after transferring from Iowa where he played three seasons on the basketball team.
- Wagner now has been targeted 46 times in his career, with 15 catches for 254 yards and 12 pass interference penalties drawn (one catch and PI occurred on the same play).
- It’s interesting to note that, of his 26 possessions that had a completion or pass interference, 18 of them eventually scored a touchdown or field goal.

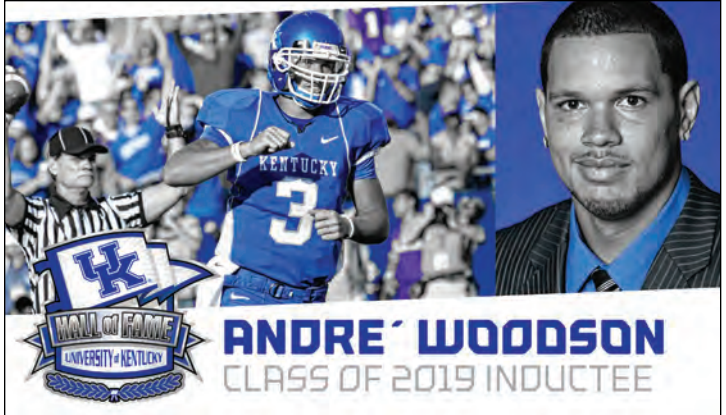
	<u>Passes Thrown To</u>	<u>Reception</u>	<u>Pass Interference</u>	
<u>Incomplete</u>				
2018	4	0	3	1
2019	42	15	9*	19
Totals	46	15	12*	20

Tight Ends

- Justin Rigg and Keaton Upshaw have had the unenviable task of replacing four-year starter C.J. Conrad. The duo has given UK size and speed at the position and combined for 17 receptions for 190 yards through the first 10 games.
- Upshaw sat out last season due to a season-ending knee injury has been impressive with seven catches for 78 yards, including a touchdown catch vs. the Gators.
- Rigg has 10 catches for 112 yards in 10 games.
- Senior Drew Schlegel and redshirt freshman Brenden Bates also see action, primarily in blocking situations.
- Freshman Nik Ognenovic hauled in his first career reception against UT Martin.

Offensive Line

- Offensive line coach John Schlarman can be described in one word - tough. The 2018 Capital One Orange Bowl-FWAA Courage Award nominee was diagnosed with cholangiocarcinoma in July of 2018. Despite his health issues, he has coached through countless chemotherapy treatments and has not missed a practice or a game.
- Schlarman was a four-year starter with the Wildcats from 1994-97. He is in his seventh season at UK.
- The O-line boasts three returning starters in center Drake Jackson, left guard Logan Stenberg and left tackle Landon Young who helped Benny Snell Jr., become the first player in school history with 1,000 rushing yards in three consecutive seasons.
- Young is in his second season as a starter, also the 2017 season. He sat out the entire 2018 season with a knee injury.
- The graduation of George Asafo-Adjei, selected in the seventh round



WOODSON ELECTED TO UK ATHLETICS HOF

The University of Kentucky Athletics Hall of Fame Class of 2019 consisting of DeMarcus Cousins (men’s basketball), Henri Junghanel (rifle), A’dia Mathies (women’s basketball), Vic Nelson (cross country/track and field), Don Weber (cross country/track and field and Andre’ Woodson (football), were inducted during Hall of Fame Weekend, Sept. 13-14, in conjunction with the football home game vs. Florida.

Andre’ Woodson, Football (2004-07)

Kentucky’s Most Valuable Player in 2006 and ‘07, leading the Wildcats to a pair of eight-win seasons and victories in the Music City Bowls ... Also MVP of both bowl wins ... Led UK to six fourth-quarter/overtime come-from-behind wins as a junior and senior, including victories over No. 9 Louisville and No. 1 LSU ... Threw for 9,360 yards and 79 touchdowns in his career ... Magnificent senior season, completing 63 percent of his passes for 3,709 yards and 40 TDs ... Set NCAA record for most consecutive passes without an interception ... Set SEC record for most TD passes in a season (40) and lowest interception ratio in a career ... All totaled, set two NCAA records, four SEC records and three UK records.

- of the NFL Draft by the N.Y. Giants, freed up the right tackle spot. Sophomore Darian Kinnard has handled the starting role in every game this season. Sophomore Naasir Watkins backs up both tackle positions.
- At left guard, three-year starter Logan Stenberg deciding to come back for his senior season was a big boost. He’s a preseason second-team All-American by *Sporting News* and provides leadership and experience on the line. He’s backed up by redshirt freshman Kenneth Horsey. An interesting note about Horsey - he had open-heart surgery in April of 2018.
- Replacing 2018 First Team All-American and All-SEC performer Bunchy Stallings at right guard is junior Luke Fortner, who started every game at that spot. Senior Mason Wolfe is the backup.
- The center spot is locked up by junior Drake Jackson who has a current streak of 31 consecutive starts under his belt and was named co-SEC Offensive Lineman of the Week for his efforts in the road win over Vanderbilt on Nov. 16. Redshirt freshman Quintin Wilson is an additional option as well.

SPECIAL TEAMS

- Special teams coordinator Dean Hood brings a wealth of knowledge to the program as he is in his 32nd year of college coaching.
- Looking to replace the production of 2018 senior kicker Miles Butler, is redshirt freshman Chance Poore and junior Matt Ruffolo. Poore is 5-of-9 this season with a long of 46 and 24-of-26 extra points. Ruffolo



hit his first career field goal at Mississippi State before drilling a career-long 50-yarder in the win over Arkansas.

- Australian transplant Max Duffy once again handles the punting duties. For the season, he is averaging 48.9 yards per punt, which leads the nation. UK also leads the nation with a team net of 45.24 yards. The 26-year-old arrived in the United States as an early enrollee in January of 2018. See more notes on Duffy below.
- Senior Grant McKinniss handles the kickoff duties and has 36 touchbacks so far this season.
- Senior Blake Best is the snapper for punts, field goals and PATs. He has handled FG/PATs the last three seasons and has added punt snaps this year.
- Lynn Bowden Jr. has handled punt and kickoff returns this season. He is averaging 13.2 yards on punt returns and hopes to add to his two punt return TDs from last season (at Missouri and vs. Penn State in the VRBO Citrus Bowl). He is averaging 25 yards on kickoff returns.
- Since he moved to quarterback, Zach Johnson (31.2 yards per return) has handled kickoffs and Josh Ali (6.5 yards per return) has taken care of punts.

DOMINANT DUFFY

- UK punter Max Duffy continues to be an absolute weapon for the Cats, dominating the field position game with his booming and accurate leg. The Australian punter, who is averaging a UK career record 46.54 on 105 career kicks, is one of three finalists for the Ray Guy Award.
- Duffy was named the Ray Guy Award Punter of the Week for both week five and week nine.
- In week five, he set two school records in the Sept. 28 game against South Carolina: He broke his own single-game school record (min. 8 punts), averaging 51.1 yards on nine kicks...For the game, had four punts inside the 20 with no touchbacks and his net average was 51.3 yards per punt...Created a turnover as he had one punt that hit a South Carolina player and was recovered by the Wildcats...All five punts that originated from at least the UK 27-yard line ended up inside the Gamecock 20 ... During that game he also became UK's career punting average leader.
- Against Missouri, he was named SEC Special Teams Player of the Week. He punted five times for 262 yards and a 52.4 average, had a career-best 70-yard punt and pinned Mizzou inside its own 20-yard line three times. Duffy's 70-yard punt was the longest by a UK player in an SEC game since Ryan Tydlacka vs. Ole Miss in 2010 (73 yards)... Duffy also scampered 26 yards for a first down on a fake punt. It kept the drive alive that set up Kentucky's final touchdown.
- Duffy made a huge impact in UK's win over Toledo ... Punted six times for a 54-yard average, the second-highest single-game average in school history (min. 5 punts) ... Became the fifth different SEC punter since 2000 to average at least 54 yards per punt in a single game (min. six punts), and the first to do so since Florida's Johnny Townsend vs. Georgia on Oct. 28, 2017 ... Every punt was at least 53 yards, other than a 46-yarder that was downed on the 3-yard line ... Toledo did not score on those possessions and UK scored 24 points on subsequent possessions.
- His punting also made a huge impact in Kentucky's win over EMU ... Punted three times, with the three punts forcing Eastern Michigan to start on its own 8, 11 and 13-yard lines ... Average starting field position for EMU after Duffy's punts was inside its own 11-yard line ... EMU did not score following any of his punts, helping set up UK touchdowns on both of its subsequent possessions (a third EMU possession ended the half).
- Duffy was a First-Team Midseason All-America choice by ESPN and The Sporting News and Second-Team Midseason All-America selection by the AP.

CATS IN THE PROS

A total of 14 former Kentucky Wildcats are currently on National Football League rosters, with two additional players in the CFL. Here is the list, along with their years at UK (as of September 23):

Arizona Cardinals

Corey Peters, DT (2006-09) - Elected Team Captain

Chicago Bears

Danny Trevathan, LB (2008-11)

Green Bay Packers

Za'Darius Smith, OLB (2013-14) - Elected Team Captain

Dallas Cowboys

Randall Cobb, WR (2008-10)
Chris Westry, CB (2016-18)

Houston Texans

Lonnie Johnson Jr., CB (2017-18)

Jacksonville Jaguars

Josh Allen, DE/LB (2015-18)

New Orleans Saints

Larry Warford, G (2009-12)

New York Giants

George Asafo-Adjei, OT (2016-18)

New York Jets

Avery Williamson, LB (2010-13)

Pittsburgh Steelers

Bud Dupree, OLB (2011-14)
Benny Snell, Jr., RB (2016-18)

Tampa Bay Buccaneers

Mike Edwards, S (2016-2019)

Tennessee Titans

Wesley Woodyard, LB (2004-07) - Elected Team Captain



OTHER CATS IN NFL ROLES

Chicago Bears, Assistant Dir. of Player Personnel

Champ Kelly, WR/DB (1998-2001)

San Francisco 49ers, Director of Player Engagement

Austin Moss, DE (2006-09)

Oakland Raiders, Pro Scout

Quentus Cumby, DB (1999-02)

CATS IN THE CFL

Micah Johnson, LB (2006-09)
Saskatchewan Roughriders

Chris Matthews, WR (2009-10)
Montreal Alouettes

DEFENSE

- Kentucky has a new defensive coordinator in Brad White, who joined the staff in 2018 as outside linebackers coach. White was promoted after Matt House accepted the linebackers position with the Kansas City Chiefs.
- White has significant rebuilding on defense with only four starters returning from 2018.
- UK has allowed 24 points or less in 23 of its last 26 games. That is the best such stretch since October 14, 1978 to Sept. 6, 1980. UK allowed 24 points or less in 18 of 19 games in that stretch.
- UK has allowed 34 points or less in 25 straight games, the longest active streak in the nation. The 24 straight games at 34 points or less is the longest for Kentucky since a 45-game streak from 1976-80.
- UK has held five opponents without a touchdown in the first half this season, most since the 1993 defense held six opponents without a touchdown in the first half.
- The Cats only allowed a total of three points in the first half of three straight SEC games (at Georgia, Missouri, Tennessee), the best mark



since allowing a total of three points against three consecutive SEC opponents (Georgia, Vanderbilt, Florida) in 1988.

- UK is tied for second in the FBS, and second in the SEC, in fewest plays from scrimmage of at least 40 yards allowed (four).
- UK is tied for first in the FBS, and tied for first in the SEC, in fewest passing plays of at least 40 yards allowed (one).
- Last season, UK ranked sixth nationally in scoring defense, allowing just 16.8 points per game. The defense also ranked 23rd nationally and fourth in the SEC in total defense yards per game (338.2), 18th in passing yards allowed (188.3) and 36th nationally in team passing efficiency defense (119.06 rating points).
- The 16.8 points per game in 2018 was the best since the 1979 defense allowed 13 points per contest.
- The positions where a starter from 2018 does not return are outside linebacker (Josh Allen), two cornerback spots (Derrick Baity and Lonnie Johnson Jr.), strong safety (Mike Edwards), free safety Darius West, weakside linebacker (Jordan Jones) and defensive tackle (Adrian Middleton).

Linebackers

- The biggest task on defense has been replacing outside linebacker Josh Allen, who was National Defensive Player of the Year and first-team All-American last season after compiling these impressive numbers in 2018 - team-high 88 tackles, 21 TFL, 17 sacks, 7 QBH, 5 FF, 4 QBH, 2 FR and 1 blocked kick. However, junior outside linebackers Josh Paschal and Jamar “Boogie” Watson along with sophomore outside linebacker Jordan Wright are narrowing the gap.
- Watson has 7.5 tackles for loss, 4.5 quarterback sacks and a team-high seven QB hurries.
- Paschal, who played in all 13 games as a true freshman in 2017, redshirted last season due to battling melanoma in his right foot. He has 7.5 tackles for loss and is sixth in total tackles with 31.
- Senior middle linebacker Kash Daniel is the team’s leading returning tackler from 2018. He had 75 tackles along with 7.5 TFL and five QBH, despite playing most of the season with a broken left hand. He’s currently the team’s No. 4 tackler with 45 and has added 4.0 TFL, an interception, three PBU and two QBH.
- Backing up Daniel is sophomore Chris Oats who has 37 tackles.
- Sophomore DeAndre Square has emerged as a big-play performer this season. He is currently UK’s leading tackler with 61 and has 5.0 TFL, 1.5 sacks, one interception and three QBH.

Defensive Line

- Defensive line coach Derrick LeBlanc, a former defensive lineman at Northwestern State known for his toughness, is in his third season at Kentucky. His line features seven returning letter winners, including two returning starters in nose guard Quinton Bohanna and 6-foot-9 defensive end/tackle Calvin Taylor Jr. Taylor leads the down linemen with 30 tackles, including 8.5 for loss and a SEC-leading 7.5 sacks. He was named SEC Defensive Lineman of the Week after notching two sacks in the win over Missouri.
- Bohanna has 16 tackles, two tackles for loss, including a sack.
- End T.J. Carter is having his best year as a senior with 20 tackles, including four for loss.
- Noseguard Marquan McCall (17 tackles, 3.0 TFL, one fumble recovery), end Kordell Looney (nine tackles), and tackle Abule Abad-Fitzgerald (three tackles) have provided quality depth.
- UK has missed the services of senior tackle Phil Hoskins, a fine pass rusher, who is out indefinitely because of a knee injury.



COUCH NAMED TO COLLEGE FOOTBALL HOF BALLOT

Former Kentucky quarterback Tim Couch has been named to the ballot for induction into the College Football Hall of Fame, the National Football Foundation (NFF) & College Hall of Fame. Couch is one of 76 players and five coaches from the Football Bowl Subdivision and 101 players and 33 coaches from the divisional ranks.

A storied name of the Kentucky program, Couch, was the team’s quarterback from 1996-98. After giving up his senior season of eligibility, he was drafted as the No. 1 pick by Cleveland in the 1999 NFL Draft. In 1998, the junior quarterback was named a first-team All-American and consensus Southeastern Conference Player of the Year. Couch completed 400 of 553 passes for 4,275 yards and 36 touchdowns and led the nation in pass completions while ranked second in completion percentage, passing yardage and touchdown passes, and fourth in total offense. After guiding the Wildcats to the Outback Bowl, UK’s first New Year’s Day bowl appearance in 47 years, Couch finished fourth in Heisman Trophy balloting. He was also a finalist for the Davey O’Brien National Quarterback Award as a junior and sophomore. His breakout sophomore campaign featured 363 of 547 passes completed for 3,884 yards and 37 touchdowns while leading the nation in pass attempts, completions, yardage, and completion percentage. Also during his sophomore year, Couch earned second-team All-SEC honors and finished ninth in Heisman voting. He played in seven games as a true freshman, with two starts. Career wise, Couch completed 795 passes on 1,184 attempts for 8,435 yards and 74 touchdowns. The legend ended his career with seven NCAA records, 14 SEC records, and 26 school records.

The announcement of the 2020 Class will be made in January 2020 in the days leading up to the College Football Playoff (CFP) National Championship in New Orleans. The 2020 College Football Hall of Fame Class will officially be inducted during the 63rd NFF Annual Awards Dinner on Dec. 8, 2020, at the New York Hilton Midtown. They will also be honored at their respective schools with an NFF Hall of Fame On-Campus Salute, presented by Fidelity Investments, during the 2020 season.

Secondary

- Coach Steve Clinkscale might have one of the hardest jobs as he has had to replace five talented defensive backs, including all four starters, from 2018. Gone are safeties Mike Edwards, now with the Tampa Bay Buccaneers, and Darius West as well as cornerbacks Derrick Baity, Lonnie Johnson Jr., now the Houston Texans’ starting corner, and Chris Westry. The five combined for 161 career starts, 853 tackles, 77 PBUs and 24 interceptions.
- Kentucky received a big blow in late July when junior and Lexington



native Davonte Robinson suffered an injury to his right quadriceps muscle that required surgery and has forced him to miss the season. The safety played in all 13 games last season with three starting assignments. He showed big-play potential last season, charting 42 tackles (sixth on the team) and, on the final play of the game at Florida, returned a fumble 30 yards for a touchdown.

- At strong safety, Jordan Griffin, who has played in 43 career games with 13 starting assignments, is the lone senior in the secondary. In 10 games played this season, he has 24 tackles, 2.0 TFL/sack, and three PBUs. He leads the team in turnovers with three, one interception and two fumble recoveries. Griffin missed most of two games because of injury, with junior college transfer Quandre Mosely starting in his place. Mosely had an interception in his first start at Mississippi State.
- Sophomore Tyrell Ajian is involved in the nickel package. He has 15 tackles in nine games with his first career INT coming against No. 9 Florida.
- Sophomore free safety Yusuf Corker, who saw action in eight games last season, is the team's leading tackler in 2019 with 61. He also has four PBUs and two fumble recoveries, including one for a touchdown. He recorded a career-high 11 tackles at Georgia and made his first career interception at Vanderbilt.
- Junior college transfer Brandin Echols is the starter at one cornerback spot and has shined with 46 tackles (third on the team) and a team-high eight PBUs. True freshmen M.J. Devonshire serves as his backup.
- The other cornerback starter is sophomore Cedric Dort Jr., who is backed up by redshirt freshman Jamari Brown. Brown is second on the team in pass breakups with seven.

DOUBLE DIPPING

- There are only five schools in FBS/Division I that maintain at least three straight seasons of playing in a bowl game and the basketball program earning a bid to the NCAA men's basketball tournament. Kentucky has done so in three consecutive years after making the TaxSlayer Bowl, Franklin American Mortgage Music City Bowl and VRBO Citrus Bowl:

Michigan - 4
KENTUCKY - 3
 Florida State - 3
 Kansas State - 3
 Virginia Tech - 3

CATS TIE/IMPROVE WIN TOTAL SIX STRAIGHT SEASONS

UK is the *only* program in the country that has tied or improved its win total in each of the last six seasons:

- 2012: two wins

2020 SCHEDULE		
DATE	OPPONENT	LOCATION
Sept. 5	EASTERN MICHIGAN	LEXINGTON
Sept. 12	at Florida	Gainesville, Fla.
Sept. 19	KENT STATE	LEXINGTON
Sept. 26	SOUTH CAROLINA	LEXINGTON
Oct. 3	at Auburn	Auburn, Ala.
Oct. 10	EASTERN ILLINOIS	LEXINGTON
Oct. 17	VANDERBILT	LEXINGTON
Oct. 24	at Missouri	Columbia, Mo.
Nov. 7	at Tennessee	Knoxville, Tenn.
Nov. 14	MISSISSIPPI STATE	LEXINGTON
Nov. 21	GEORGIA	LEXINGTON
Nov. 28	at Louisville	Louisville, Ky.

- 2013: two wins (first season under Coach Mark Stoops)
- 2014: five wins
- 2015: five wins
- 2016: seven wins
- 2017: seven wins
- 2018: ten wins

LIFT THEM UP

A unique partnership with Toyota Motor Manufacturing Kentucky (TMMK), the Kentucky College of Engineering and the Kentucky Children's Hospital will bring special guests to the Cat Walk presented by Chevy this season as the Kentucky football team arrives at Kroger Field.

A brand-new and specially built push cart vehicle will provide a Kentucky Children's Hospital patient the chance to both accompany the Wildcats on the Cat Walk and attend a game at Kroger Field. A new patient will be chosen by the Kentucky Children's Hospital each week to participate.

Offensive tackle and College of Engineering junior Luke Fortner (Sylvania, Ohio) and a team of TMMK engineers have worked for months to design, test and manufacture the device through a project called "Lift Them Up."

The vehicle made its first appearance at the Cat Walk before Kentucky's season opener vs. Toledo.

The vehicle was inspired by themes of the design of the Kentucky Children's Hospital. Hospital patients are asked to contribute to the vehicle's constantly changing paint scheme by submitting drawings that could become new additions.

CATS IN THE NFL DRAFT

The 2019 NFL Draft was one for the history books as Kentucky saw five of its players, Josh Allen, Lonnie Johnson Jr., Mike Edwards, Benny Snell Jr., and George Asafo-Adjei selected. UK had a player chosen in each of the first four rounds, a UK first. The only other schools to accomplish that feat in this year's draft were Alabama, Ohio State and Oklahoma.

- UK's five draft picks were the most since eight players (James Ramsey, Jim Kovach, Kelly Kirchbaum, Rod Stewart, Bob Winkel, Robert Hawkins, Dan Fowler and David Stephens) were chosen in 1979
- Josh Allen, selected as the seventh overall pick by the Jacksonville Jaguars, was the 17th player in UK history selected in the first round.
- Allen was UK's highest draft pick since Dewayne Robertson was selected as the fourth pick by the Jets in 2003.
- Allen was the 11th player in UK history chosen in the top 10 and the first since Dewayne Robertson was selected as the fourth pick by the Jets in 2003.
- Allen was the sixth player drafted under head coach Mark Stoops at Kentucky and the second first-round pick, joining Bud Dupree (Pittsburgh Steelers) in 2015.
- Since 2001, Coach Stoops has recruited and developed 12 first-round draft picks.
- Kentucky has had a linebacker drafted in five of the last six NFL drafts (2019 - Josh Allen, 2016 - Josh Forrest, 2015 - Bud Dupree, 2015 - Za'Darius Smith, 2014 - Avery Williamson).
- UK is the only school in the nation to have first-round picks in the 2019 NFL (Josh Allen, Mike Edwards, Lonnie Johnson Jr., Benny Snell Jr., George Asafo-Adjei), MLB (Zack Thompson), and NBA Draft (P.J. Washington, Tyler Herro and Keldon Johnson).

THREE FORMER WILDCATS NAMED NFL TEAM CAPTAINS

- Three former Kentucky players were elected season-long team captains by their respective NFL teams this season in LB Wesley





KENTUCKY CAREER RECORDS

Receiving Yardage, Career

Table with 7 columns: #, Player, Years, Rec, Yards, Avg, TD. Lists top 30 receiving yards career records.

Receptions, Career

Table with 7 columns: #, Player, Years, Rec, Yards, Avg, TD. Lists top 13 reception career records.

All-Purpose Yardage, Career

Table with 8 columns: #, Player, Years, Rush, Rec, PRET, KOR, Yards. Lists top 10 all-purpose yardage career records.

Most Punt Return Touchdowns, Career

- 1. 6 Derek Abney, 2000-03
2. 3 Dicky Lyons Sr., 1966-68
3. 2 Lynn Bowden Jr., 2017-present

Most Kickoff Return Yards, Career

- 1. 2315 Derek Abney (95 ret.), 2000-03
2. 1715 Keenan Burton (67 ret.), 2003-07
3. 1669 Kio Sanford (74 ret.), 1994-97
4. 1608 Lynn Bowden Jr. (70 ret.), 2017-present

Most Kickoff Returns, Career

- 1. 95 Derek Abney, 2000-03
2. 74 Kio Sanford, 1994-97
4. 70 Lynn Bowden, Jr., 2017-present

Rushing Yardage, Career

Table with 7 columns: #, Player, Years, Att, YARDS, Avg, TD. Lists top 38 rushing yards career records.

Avg. Per Rushing Attempt, Career (min. 200 attempts)

Table with 4 columns: #, Player, Years, Average per rush. Lists top 7 average per rushing attempt records.

Punting, Career (min. 75 punts)

- 1. 46.54 Max Duffy (2018-present); 105 punts, 4887 yards
2. 44.43 Glenn Pakulak (2000-02); 134 punts, 5954 yards
3. 42.59 Paul Calhoun (1981-84); 198 punts, 8432 yards

Most Career Wins By A Head Coach, School History

- 1. 60 Paul "Bear" Bryant (1946-1953)
2. 47 Fran Curci (1973-1981)
3. 42 Mark Stoops (2013-Present)
4. 41 Jerry Claiborne (1982-1989)
41 Blanton Collier (1954-1961)
6. 39 Rich Brooks (2003-2009)

Most Career Home Wins By A Head Coach, School History

- 1. 33 Paul Bryant (1946-53)
2. 32 Jerry Claiborne (1982-89)
3. 31 Mark Stoops (2013-present)
4. 29 Fran Curci (1973-81)
29 Blanton Collier (1954-61)



KENTUCKY SINGLE-SEASON RECORDS

100-yard Rushing Games, Single-Season

#	Games	Player	Year
1.	8	Artose Pinner	2002
2.	7	Benny Snell Jr.	2018
	7	Benny Snell Jr.	2017
	7	Moe Williams	1995
5.	6	Rafael Little	2007
	6	Mark Higgs	1987
	6	George Adams	1984
	6	Sonny Collins	1975
9.	5	Stanley "Boom" Williams	2015
	5	Benny Snell Jr.	2016
	5	Lynn Bowden Jr.	2019

Highest Average Per Rush Attempt, Single-Season (min. 100)

#	Avg.	Player	Year
1.	7.37	Lynn Bowden Jr. (129/951)	2019
2.	7.10	Stanley "Boom" Williams (121/855)	2015
3.	6.84	Stanley "Boom" Williams (171/1170)	2016
4.	6.62	Mark Higgs (193/1278)	1987
5.	6.02	Ivy Joe Hunter (103/621)	1986
	5.88	Kavosiey Smoke (494/84)	2019

Rushing Yards by a Quarterback, Single-Season

#	Player	Year	Yards
1.	Mike Fanuzzi	1974	909
2.	Lynn Bowden Jr.	2019	852
3.	Derrick Ramsey	1976	771
4.	Derrick Ramsey	1977	618

Most Quarterback Sacks, Single-Season

#	Player	Year	Sacks
1.	Josh Allen	2018	17.0
2.	Dennis Johnson	2001	12.0
3.	Chris Ward	1996	10.5
4.	Dean Wells	1992	10.0
5.	Jeremy Jarmon	2007	9.0
	Oliver Barnett	1988	9.0
-	Calvin Taylor Jr.	2019	7.5

Team Rushing Yardage, Single-Season

#	Yards	Year
1.	3,124	1974
2.	3,044	2016
3.	2,960	1976
4.	2,779	2019
5.	2,661	1975
6.	2,638	1979

Team Rushing Yards Per Attempt, Single-Season

#	Yards/Att.	Year (att./yards)
1.	5.81	2019 (478/2779)
2.	5.43	2016 (560/3044)
3.	4.94	1974 (632/3124)
4.	4.86	1987 (481/2340)

Team Rushing Yards Per Game, Single-Season

#	Yards/Game	Year
1.	284.0	1974
2.	269.1	1976
3.	252.4	2019
4.	241.9	1975
5.	239.8	1979
6.	234.2	2016

Woodyard with the Tennessee Titans, DT Corey Peters with the Arizona Cardinals and LB Za'Darius Smith with the Green Bay Packers.

- Kentucky has the second-most team captains in the NFL along with Temple.
- Woodyard has been elected a captain every year of his NFL career, which dates back to 2008 with the Broncos.

School	NFL Players	Captains
USC	38	4 - Devon Kennard (Lions), Everson Griffen (Vikings), Sam Darnold (Jets), Jurrell Casey (Titans)
Kentucky	14	3 - Wesley Woodyard (Titans), Corey Peters (Cardinals), Za'Darius Smith (Packers)
Temple	18	3 - Dion Dawkins (Bills), Tahir Whitehead (Raiders), Tyler Matakevich (Steelers)
Houston	15	2 - Elandon Roberts (Patriots) Case Keenum (Redskins)
Colorado	15	2 - Mason Crosby (Packers) and Nate Solder (Giants)

ACADEMIC SUCCESS

- Kentucky currently has five players on its roster who have already earned their undergraduate degrees and are in graduate school or will work on a second degree. They are Blake Best (master's degree in finance), Logan Stenberg (second degree in communication), Calvin Taylor Jr. (second degree in communication) and Mason Wolfe (master's degree in sport leadership). Troy transfer Sawyer Smith graduated in July and is now pursuing a master's degree at UK in sport leadership.
- Eight Wildcats are on track to graduate in December. They are Elijah Barnett, Kash Daniel, Max Duffy, Luke Fortner, Jordan Griffin, Drake Jackson, Grant McKinniss and Landon Young.
- Seven Wildcats were named to the First Year SEC Academic Honor Roll: Brenden Bates – Marketing; Zachary Berezowitz - Economics; Tyler Couch – Sociology; Max Duffy – Psychology; Collin Hartmann – Management; Shawn Lawson – Undeclared; Quintin Wilson – Management
- Several players have strong cumulative GPAs over their academic careers, including:

Blake Best – 4.0

Luke Fortner – 3.491

Jordan Griffin – 3.495

Josh Paschal – 3.493

Brett Slusher – 3.793

Clevan Thomas – 3.453

Quintin Wilson – 3.735

Mason Wolfe – 3.623

THREE WILDCATS TRAVEL TO ETHIOPIA FOR SERVICE TRIP

- In May of 2019, three Wildcats, defensive end Calvin Taylor Jr., offensive tackle Landon Young and linebacker Jamar "Boogie" Watson, were chosen by the athletic department to participate in a service/educational trip to the Ethiopia. During the week-long trip, they delivered essential nutrition, supplies, hope and love to families living in Korah, a slum made up of all the trash accumulated in Addis Ababa. With the care packages delivered, it could prevent them from digging for two weeks to a month; visited an orphanage with approximately 80 children; took teenagers from Korah to play arcade games and see the Avengers movie; paired with a feeding program that supplies meals to government schools in Cherkos, a poorer region in Addis Ababa. The program began as a result of kids fainting and lack of focus in the



classroom due to malnutrition at home, often missing breakfast in the morning and at night only leaving them with one meal per day.

- UK has taken football student-athletes to Ethiopia on a service trip since 2011. Due to the state department’s travel ban to Ethiopia in 2017, the Cats visited the DR.

- 2011: Stuart Hines, Danny Trevathan
- 2012: Mikie Benton, Matt Smith, Larry Warford
- 2013: Kevin Mitchell, Jonathan George, Avery Williamson
- 2014: Alvin “Bud” Dupree, Landon Foster, Braylon Heard
- 2015: Austin MacGinnis, Marcus McWilson, Alex Montgomery
- 2016: Greg Hart, De’Niro Laster, Courtney Love
- *2017: Jordan Bonner, C.J. Conrad, Denzil Ware (Dominican Republic)
- 2018: George Asafo-Adjei, Bunchy Stallings, Tristan Yeomans
- 2019: Calvin Taylor Jr., Landon Young, Jamar “Boogie” Watson

ROSE IS AN EAGLE

- Senior RB A.J. Rose earned an Eagle Scout, the highest achievement or rank attainable in the Boy Scouting program of the Boy Scouts of America
- Only four percent of Boy Scouts are granted this rank after a lengthy review process
- Other Notable Eagle Scouts
 - >> Neil Armstrong - Astronaut
 - >> Gerald R. Ford - first Eagle Scout to serve as President
 - >> Peter McLoughlin - President of the Seattle Seahawks
 - >> Steven Spielberg - Filmmaker
 - >> Sam Walton - Founder of Wal-Mart
 - >> Reed Timmer – Famous storm chaser

#BRINGIT

- #BringIt is UK’s mantra for the 2019 season. It originated from the VRBO Citrus Bowl win over Penn State, when the Nittany Lions unsuccessfully tried a fourth-down fake punt on the game’s first possession. Coach Mark Stoops was seen on the sideline shouting, “Bring it on!” The inspirational moment helped spark the Wildcats toward the upset victory.

COACHING CHANGES

- UK defensive coordinator, Matt House, was hired to be the linebackers coach for the Kansas City Chiefs in February of 2019. That move prompted head coach Mark Stoops to promote outside linebackers coach Brad White to defensive coordinator and hire a former Wildcat, Jon Sumrall, to coach the inside linebackers.

KENTUCKY’S YOUNGSTOWN BOYS

A neighbor of Pittsburgh, a.k.a. Steel City USA, Youngstown, Ohio has a reputation as a blue collar community defined by hard work and relationships forged over generations that are stronger than steel. Kentucky’s football program is, in many ways, defined by that bond as it creates a southern alumni club from Youngstown, the hometown of head coach Mark Stoops and several other key members of the program. Below is a list of staffers and players from Youngstown, Ohio:

- Mark Stoops** - Head Coach (Cardinal Mooney)
- Vince Marrow** - Recruiting Coord./Tight Ends (Cardinal Mooney)
- Steve Clinkscale** - Defensive Backs (Chaney)
- Frank Buffano** - Director of Operations (Cardinal Mooney)
- Lynn Bowden Jr.** - Wide Receiver (Warren Harding)

DID YOU KNOW?

- Kentucky was the only school in the nation to have first-round picks in the 2019 NFL (Josh Allen), MLB (Zack Thompson), and NBA (PJ Washington, Tyler Herro, Keldon Johnson) drafts.
- This is the 129th season of intercollegiate football for Kentucky.
- Kentucky is in its seventh season under head coach **Mark Stoops**, who has energized the UK fan base with record-setting recruiting classes, facility upgrades and an influx in talent.
- A picture of longevity, UK Equipment Manager **Tom Kalinowski** is in his 42nd season in that role. A group of former players, staff members and current UK coaches pitched in during the summer of 2017 to surprise him with a new Ford Escape. He also was a student manager in 1974-77, giving him 46 years in UK football. He has worked more than 500 consecutive games.
- The Kentucky cheerleaders have won an unprecedented 24 national cheerleading championships, including 20 of the last 24, at the annual Universal Cheerleaders Association championships.
- UK is one of only 10 schools that have won an NCAA men’s basketball championship while also having a claim on a national championship in football.
- UK is one of only seven universities in the U.S. that have programs in agriculture, engineering, law, medicine and pharmacy on a single campus.



KROGER FIELD

On game day, Kroger Field often becomes the third-largest city in Kentucky.



- Since its opening in 1973, Kentucky has played 301 games within the friendly confines of newly-named Kroger Field. UK has a 167-135-4 record (.553), 31-19 under Mark Stoops.
- UK set a new Kroger Field attendance record when 63,543 fans packed the stadium for the Nov. 3, 2018 game vs. No. 6 Georgia.
- Two of the top five crowds in Kroger Field history came in 2018.
- UK announced its first sellout since 2015 when 62,945 fans attended the Florida game on Sept. 23, 2017.
- Since the 1999 expansion, UK has averaged 62,382 fans per game and ranked in the nation's top 30 teams in attendance in 14 of the last 16 seasons.
- The playing surface is named C.M. Newton Grounds at Kroger Field in honor of the former UK Director of Athletics.

KROGER FIELD

Commonwealth Stadium was renamed to Kroger Field in May of 2017. The agreement—which is between Kroger and JMI Sports, UK's multimedia rights partner—begins at approximately \$1.85 million annually with a term of up to 12 years. With the partnership, Kroger becomes the Official Fuel Partner of the University of Kentucky and the Official Grocery Partner of Move-In at UK while also providing additional engagement opportunities with UK students. Per the agreement, Kroger is also the Official Nutrition and Pharmacy Partner of UK Athletics. Kroger Field was transformed into a state-of-the-art facility after a \$126-million reinvention which was completed prior to the 2015

season. The project was handled by HNTB. The outside of the stadium underwent a dramatic external facelift, receiving a modern look, but one that remained uniquely Kentucky. Inside, the capacity of Kroger Field was reduced over the course of the two-year project to approximately 61,000, but the value of all remaining seats were increased, from the top of the upper deck to front-row seats at midfield. Concourses were revamped and widened throughout the stadium with improved concessions, restrooms and security. Players and coaches reaped the benefits of the new Kroger Field as well, as home-team facilities were built, and a multi-purpose recruiting room hosts future Wildcats on their on-campus visits.

FACTS AND FIGURES

Seating Capacity: 61,000, including the Commonwealth Suites. New bench-back seating has been installed in the South upper level of Kroger Field.

Playing Field: UK switched from natural grass to synthetic turf for the 2015 season. Other SEC schools with a turf surface are: Arkansas, Mississippi State, Missouri and Vanderbilt.

Video Boards: Video boards by Daktronics measuring at 39 by 79 feet, each, bring a total of 6,162 square feet of video capability. The video boards put UK among the nation's leaders in video square footage. The interior seating bowl also has LED ribbon boards.

Sound System: Sportsound system delivers pounding bass energy, smooth mid- and high-range frequencies, and high-impact entertainment. Components of the sound system include a main speaker cluster behind the end zone, under-balcony speakers and concourse speakers.

GAME DAY EXPERIENCES

The "Cat Walk" on Talbott Todd Way: With the unveiling of the new \$45 million Kentucky Football Training Facility in August of 2016, the headquarters of the program moved next door to Kroger Field. That means the Cat Walk presented by Chevy will still begin outside Gate 1 two hours and 15 minutes prior to kickoff, but the team proceeds past Gate 1 and between Kroger Field and Nutter Field House which has been dedicated to former Wildcat Talbott Todd (1963-65). Todd, who passed away from ALS in August of 2017, was an avid supporter of the program. From Talbott Todd Way the team will walk to the locker room in the Joe Craft Kentucky Football Training Facility.

Pregame concerts: The Kentucky Football Pregame Concert Series has returned for the 2018 season. Concerts will begin on the stage outside Gate 12 immediately following the Cat Walk and last until 30 minutes prior to kickoff. The Cat Walk takes place two hours and 15 minutes prior to kickoff.

Coca Cola Fan Zone: Fans of all ages, but especially the younger Wildcats, will enjoy playing at the Fan Zone located in Nutter Field House. It will have inflatable games, free posters, face tattoos and more, available two hours before kickoff.

Lift Them Up: A unique partnership with Toyota Motor Manufacturing Kentucky (TMMK), the Kentucky College of Engineering and the Kentucky Children's Hospital was launched in 2019 that brings special guests to the Cat Walk presented by Chevy this season as the Kentucky football team arrives at Kroger Field. A brand-new and specially built push cart vehicle provides a Kentucky Children's Hospital patient the chance to both accompany the Wildcats on the Cat Walk and attend a game at Kroger Field. A new patient is chosen by the Kentucky Children's Hospital each week to participate.

TOP ATTENDANCES FOR KROGER FIELD

1.	63,543	Georgia, 2018
2.	63,407	Auburn, 2015
3.	63,380	EKU, 2015
4.	63,081	South Carolina, 2018
5.	63,076	Florida, 2019



WHEN WAS THE LAST TIME ...

KENTUCKY

Scored 40 points: 50 vs. UT Martin, Nov. 23, 2019
Scored 50 points: 50 vs. UT Martin, Nov. 23, 2019
Scored 60 points: 62 vs. New Mexico State, Sept. 17, 2016
Scored 70 points: 77 vs. Texas El-Paso, Sept. 7, 2002
Scored 80 points: 83 vs. North Dakota, Nov. 18, 1950
Shut Out an Opponent: vs. Miami (42-0), Sept. 5, 2009
SHUT OUT AN OPPONENT IN THE 1ST HALF: VS. UT MARTIN, NOV. 23, 2019
SHUT OUT AN SEC OPPONENT IN THE 1ST HALF IN CONSECUTIVE GAMES: AT GEORGIA, OCT. 19, AND VS. MISSOURI, OCT. 26, 2019
GAME IS SCORELESS AT THE HALF: AT GEORGIA, OCT. 19, 2019
SHUT OUT AN OPPONENT IN THE 2ND HALF: AT VANDERBILT, NOV. 16, 2019
SCORED A TD ON FIRST SERIES: VS. TENNESSEE, NOV. 9, 2019
Scored on first play from scrimmage of game: at Louisville, Nov. 26, 2016
SCORED A TD ON FIRST SERIES: VS. TENNESSEE, NOV. 9, 2019
HAD 25 FIRST DOWNS: 30 AT VANDERBILT, NOV. 16, 2019
HAD 30 FIRST DOWNS: 30 AT VANDERBILT, NOV. 16, 2019
HAD 250 YARDS RUSHING: 462 VS. UT MARTIN, NOV. 23, 2019
HAD 300 YARDS RUSHING: 462 VS. UT MARTIN, NOV. 23, 2019
HAD 400 YARDS RUSHING: 462 VS. UT MARTIN, NOV. 23, 2019
HAD CONSECUTIVE 400-YARD RUSHING GAMES: 401 AT VANDERBILT (11/16/19) AND 462 VS. UT MARTIN (11/23/19)
Had below 50 yards rushing: 48 vs. Florida, Sept. 28, 2013
Had 300 yards passing: 352 at Louisville, Nov. 26, 2016
Had 400 yards passing: 401 vs. Mississippi State, Oct. 25, 2014
HAD BELOW 50 YARDS PASSING: 17 VS. UT MARTIN, NOV. 23, 2019
Had 300 yards rushing and passing: (381/311) vs. New Mexico State, Sept. 17, 2016
HAD 500 YARDS TOTAL OFFENSE: 528 AT VANDERBILT, NOV. 16, 2019
Had 600 yards total offense: 601 at Louisville, Nov. 24, 2018
HAD BELOW 200 YARDS TOTAL OFFENSE: 177 AT GEORGIA, OCT. 19, 2019
HELD OPP. BELOW 100 YARDS RUSHING: -12, VS. UT MARTIN, NOV. 23, 2019
HELD OPP. BELOW 50 YARDS RUSHING: -12, VS. UT MARTIN, NOV. 23, 2019
HELD OPP. BELOW 100 YARDS PASSING: 35, AT GEORGIA, OCT. 19, 2019
HELD OPP. BELOW 100 YARDS PASSING: 35, AT GEORGIA, OCT. 19, 2019
HELD OPPONENT BELOW 200 YARDS TOTAL OFFENSE: 198 AT VANDERBILT, NOV. 16, 2019
Held opp. below 100 yards total offense: 91 vs. Vanderbilt, Nov. 16, 1996
RECORDED A SAFETY: VS. UT MARTIN, NOV. 23, 2019
Recorded zero penalties: vs. Auburn, Oct. 17, 2009
Had a player with 30 rush attempts: 32 by Benny Snell vs. Vanderbilt, Oct. 20, 2018
HAD A PLAYER RUSH FOR 100 YARDS: LYNN BOWDEN JR. (129) AND A.J. ROSE (105) VS. UT MARTIN, NOV. 23, 2019
HAD TWO PLAYERS RUSH FOR 100 YARDS: LYNN BOWDEN JR. (129) AND A.J. ROSE (105) VS. UT MARTIN, NOV. 23, 2019
Had 2 players rush for 175 yards or more: Benny Snell (192) and Boom Williams (182) vs. Missouri, Oct. 29, 2016
HAD 2 PLAYERS RUSH FOR 100 YARDS OR MORE IN CONSECUTIVE GAMES: CHRISTOPHER RODRIGUEZ JR. AND LYNN BOWDEN JR. AT VANDERBILT (11/16/19); BOWDEN AND A.J. ROSE VS. UT MARTIN (11/23/19).
HAD A PLAYER RUSH FOR 100 YARDS IN CONSECUTIVE GAMES: LYNN BOWDEN JR. (110 AT VANDERBILT, 11/16/19 AND 129 VS. UT MARTIN, 11/23/19)
HAD A PLAYER RUSH FOR 100 YARDS IN 3 CONSECUTIVE GAMES: LYNN BOWDEN JR. (2019)
HAD A PLAYER RUSH FOR 100 YARDS IN FOUR CONSECUTIVE GAMES: LYNN BOWDEN JR. (2019)
Had a true freshman rush for 100 yards: 152 by Benny Snell vs. Austin Peay, Nov. 19, 2016
HAD A PLAYER RUSH FOR 200 YARDS: 204 BY LYNN BOWDEN JR. VS. MISSOURI, OCT. 26, 2019
HAD 4 PLAYERS WITH 50+ YARDS RUSHING IN THE SAME GAME: 4 VS. UT MARTIN, NOV. 23, 2019
Had a player with 3 rushing touchdowns: 3 by Benny Snell vs. Mississippi State, Sept. 22, 2018
Had a player with 4 rushing touchdowns: 4 by Benny Snell vs. Mississippi State, Sept. 22, 2018
Had a player with 50 pass attempts: 60 by Maxwell Smith, vs. WKU, Sept. 15, 2012
Had a player with 60 pass attempts: 60 by Maxwell Smith, vs. WKU, Sept. 15, 2012
Had a player with 30 pass completions: 37 by Maxwell Smith, vs. WKU, Sept. 15, 2012
Had a player with 300 passing yards: 338 by Stephen Johnson at Louisville, Nov. 26, 2016
Had 2 players pass for 100 yards: Maxwell Smith (109), Jalen Whitlow (105) vs. Louisville, Sept. 14, 2013
Had a player with 3 or more touchdowns passes: 3 by Terry Wilson at Louisville, Nov. 24, 2018
Had a player with 2 passing touchdowns and 2 rushing touchdowns: Patrick Towles, vs. Mississippi State, Oct. 25, 2014
Had a player with 10+ receptions: 13 by Lynn Bowden Jr. at Missouri, Oct. 27, 2018
Had a player with 100 yards receiving: 166 by Lynn Bowden Jr. at Missouri, Oct. 27, 2018
Had a player with consecutive 100-yard receiving games: Jeff Badet, 2 (10/22-10/29/16)
Had 2 players with 100 yards receiving: 116 by Matt Roark and 102 by La'Rod King, vs. Ole Miss, Nov. 5, 2011
Had a player with 3 touchdown receptions: 3 by C.J. Conrad vs. New Mexico State, Sept. 17, 2016
Had a player with 100 rushing and 100 receiving yards in the same game: Rafael Little

(132 rushing, 114 receiving) vs. Vanderbilt, Nov. 11, 2006
HAD A 100-YARD PASSER AND A 100-YARD RUSHER IN THE SAME GAME: LYNN BOWDEN JR. (104 PASSING YARDS, 110 RUSHING) AT VANDERBILT, NOV. 16, 2019
HAD A 100-YARD RUSHER AND A 100-YARD RECEIVER IN THE SAME GAME: A.J. ROSE (105 RUSH), LYNN BOWDEN JR. (129 RECEIVING), AT MISS. STATE, SEPT. 21, 2019
Had a player score a TD by rushing and receiving in the same game: Boom Williams vs. Missouri, Oct. 29, 2016
Had a player throw a TD pass and score a rushing and receiving TD in the same game: Randall Cobb vs. Auburn, Oct. 9, 2010
Had a player throw at least two TD passes and score a rushing TD in consecutive games: Patrick Towles in 2015
Had a player throw a TD pass, score a receiving TD and score on a punt return for a TD in the same game: Randall Cobb vs. WKU, Sept. 11, 2010
Had a player return a kickoff for a TD: Derrick Locke (100 yards) vs. Louisville, Sept. 19, 2009
Had a player return a punt for a TD: Lynn Bowden Jr. (58 yards) vs. Penn State, Jan. 1, 2019 (Citrus Bowl)
Had a player return an interception for a TD: Mike Edwards, 66 yards, vs. Middle Tennessee, Nov. 17, 2018
HAD A PLAYER RECOVER/RETURN A FUMBLE FOR A TD: YUSUF CORKER, VS. UT MARTIN (RECOVERED IN END ZONE), NOV. 23, 2019
Had two defensive TDs in the same game: Mike Douglas (fumble) and Fred Tiller (interception) vs. Louisville, Nov. 29, 2014
Had a player recover two fumbles in one game: Josh Allen vs. Georgia, Nov. 3, 2018
HAD A PLAYER BLOCK A PUNT: JOSH PASCHAL VS. TENNESSEE, NOV. 9, 2019
Had a player block a field goal: Josh Allen at Missouri, vs. Penn State, Jan. 1, 2019 (Citrus Bowl)
Had a player block a PAT: Lonnie Johnson Jr. vs. Eastern Kentucky, Sept. 9, 2017
Had a player return a blocked FG for a TD: David Jones (57 yards) vs. Vanderbilt, Nov. 15, 2008
Had a player return a blocked punt for a TD: Andrew Hopewell (6 yards), vs. Arkansas, Nov. 1, 2006
Had a player score a TD on a fake field goal: Joe Mansour (25 yards), vs. Florida, Sept. 28, 2013
Had a field goal of 50 yards or more: Austin MacGinnis (53 yards) vs. Missouri, Oct. 7, 2017
Played an overtime game: at Texas A&M, Oct. 6, 2018 - (L, 14-20)
Won an overtime game: vs. EKU, Oct. 3, 2015 - (W, 34-27)
Won a game on the last play of regulation as time expired: 15-14 at Missouri, Oct. 27, 2018 (2-yard TD pass)

OPPONENT

Scored 40 points: 44 by Louisville, Nov. 25, 2017
Scored 50 points: 52 by Tennessee, Oct. 31, 2015
SCORED 10 OR LESS POINTS: 7 BY UT MARTIN, NOV. 23, 2019
SHUT OUT KENTUCKY: 0-21 BY GEORGIA, OCT. 19, 2019
SHUT OUT KENTUCKY IN 2ND HALF: BY TENNESSEE, NOV. 9, 2019
Rushed for 300 yards: 331 by Georgia, Nov. 3, 2018
PASSED FOR 300 YARDS: 300 BY FLORIDA, SEPT. 14, 2019
Had 500 yards of total offense: 562 by Louisville, Nov. 25, 2017
Recorded a safety: Louisville, Aug. 31, 2008
Blocked a Kentucky punt: Southern Miss, Sept. 3, 2016
Blocked a Kentucky field goal: Florida, Sept. 25, 2010
BLOCKED A KENTUCKY PAT: VS. TENNESSEE, NOV. 9, 2019
Had a player with 30 rush attempts: 32, Justin Jackson (Northwestern), Dec. 29, 2017
HAD A PLAYER WITH 100 YARDS RUSHING: 179, D'ANDRE SWIFT (GEORGIA), OCT. 19, 2019
Had a player with 200 yards rushing: 252 by Anthony Dixon (MSU), Oct. 31, 2009
HAD TWO PLAYERS WITH 100 YARDS RUSHING: 107, TAVIEN FEASTER, 102, RICO DOWDLE (SOUTH CAROLINA), SEPT. 28, 2019
HAD A PLAYER WITH 40 PASS ATTEMPTS: 53 BY MIKE GLASS (E. MICHIGAN, SEPT. 7, 2019)
Had a player with 25 pass completions: 30 by Kyle Shurmur (Vanderbilt, Nov. 11, 2017)
Had a player with 300 yards passing: 308 by Kyle Shurmur (Vanderbilt, Nov. 11, 2017)
HAD TWO PLAYERS WITH 100 YARDS PASSING: 174 BY FELLEPE FRANKS AND 126 BY KYLE TRASK (FLORIDA), SEPT. 14, 2019
Had a player with 10 pass receptions: 10, Ryan Markush (EKU), Sept. 9, 2017
HAD A PLAYER WITH 100 YARDS RECEIVING: 103, MARQUEZ CALLAWAY (TENNESSEE), NOV. 9, 2019
Had a player with 200 yards receiving: 216 by Demarcus Robinson (Florida), Sept. 13, 2014
Had two players with 100 yards receiving: 111, Corey Robertson and 103, Quez Watkins (Southern Miss), Sept. 2, 2017
Had a player return a kickoff for a TD: Evan Berry (UT), 100 yards, Oct. 31, 2015
Had a player return a punt for a TD: Cameron Sutton (UT), 84 yards, Oct. 31, 2015
Had a player return a blocked FG for a TD: Neiko Thorpe (69 yards) vs. Auburn, Oct. 17, 2009
Had a player return a blocked punt for a TD: Chris Rainey (23 yards) vs. Florida, Sept. 26, 2009
HAD A PLAYER RETURN AN INTERCEPTION FOR A TD: WILLIE GAY JR. (MISS. STATE), 52 YARDS, SEPT. 21, 2019
HAD A PLAYER RETURN A FUMBLE FOR A TD: ALLAN GEORGE (VANDERBILT), 67 YARDS, NOV. 16, 2019





2019 GAME-BY-GAME STARTERS

OFFENSIVE STARTERS

	TE/WR	LT	LG	C	RG	RT	WR	WR	WR	RB	QB
vs. Toledo	Rigg	Young	Stenberg	Jackson	Fortner	Kinnard	Ali	Wagner	Bowden Jr.	Rose	Wilson
vs. Eastern Mich.	Dailey Jr.	Young	Stenberg	Jackson	Fortner	Kinnard	Ali	Wagner	Bowden Jr.	Rose	Wilson
vs. Florida	Rigg	Young	Stenberg	Jackson	Fortner	Kinnard	Ali	Wagner	Bowden Jr.	Rose	Smith
at Miss. State	Rigg	Young	Stenberg	Jackson	Fortner	Kinnard	Ali	Wagner	Bowden Jr.	Rose	Smith
at South Carolina	Rigg	Young	Stenberg	Jackson	Fortner	Kinnard	Ali	Upshaw	Bowden Jr.	Rose	Smith
vs. Arkansas	Rigg	Young	Stenberg	Jackson	Fortner	Kinnard	Ali	Wagner	Thomas	Rose	Bowden Jr.
at Georgia	Rigg	Young	Stenberg	Jackson	Fortner	Kinnard	Ali	Wagner	Thomas	Rose	Bowden Jr.
vs. Missouri	Rigg	Young	Stenberg	Jackson	Fortner	Kinnard	Ali	Wagner	Thomas	Rose	Bowden Jr.
vs. Tennessee	Rigg	Young	Stenberg	Jackson	Fortner	Kinnard	Ali	Upshaw	Dailey Jr.	Rose	Bowden Jr.
at Vanderbilt	Rigg	Young	Stenberg	Jackson	Fortner	Kinnard	Ali	Wagner	Thomas	Rose	Bowden Jr.
vs. UT Martin	Rigg	Young	Stenberg	Jackson	Fortner	Kinnard	Ali	Wagner	Thomas	Rose	Bowden Jr.
vs. Louisville											

DEFENSIVE STARTERS

	DE	DE/OLB	NG	DT	SLB/NICK	WLB	MLB	CB	SS	FS	CB
vs. Toledo	Carter	Paschal	Bohanna	Taylor	Watson	Square	Daniel	Dort	Griffin	Corker	J. Brown
vs. Eastern Mich.	Carter	Paschal	Bohanna	Taylor	Watson	Square	Daniel	Dort	Griffin	Corker	J. Brown
vs. Florida	Carter	Paschal	Bohanna	Taylor	Griffin	Square	Daniel	Dort	Ajian	Corker	Echols
at Miss. State	Looney	Paschal	Bohanna	Taylor	Ajian	Square	Oats	Dort	Mosely	Corker	Echols
at South Carolina	Carter	Paschal	Bohanna	Taylor	Watson	Square	Daniel	Dort	Mosely	Corker	Echols
vs. Arkansas	Carter	Paschal	Bohanna	Taylor	Watson	Square	Daniel	Dort	Griffin	Corker	Echols
at Georgia	Carter	Paschal	Bohanna	Taylor	Watson	Square	Daniel	Dort	Griffin	Corker	Echols
vs. Missouri	Carter	Paschal	Bohanna	Taylor	Watson	Square	Oats	Dort	Griffin	Corker	Echols
vs. Tennessee	Carter	Paschal	Bohanna	Taylor	Watson	Square	Daniel	Brown	Griffin	Corker	Echols
at Vanderbilt	Carter	Paschal	Bohanna	Taylor	Watson	Square	Daniel	Dort	Griffin	Corker	Echols
vs. UT Martin	Carter	Paschal	Bohanna	Taylor	Watson	Davis	Daniel	Dort	Griffin	Corker	Echols
vs. Louisville											




2019 GAME NOTES

1

KENTUCKY 38, TOLEDO 24

AUG. 31, 2019 • LEXINGTON, KY
KROGER FIELD (54,610)



Terry Wilson threw two touchdown passes, Asim Rose and Kavosiey Smoke each ran for TDs and Kentucky overcame Toledo to pull away 38-24 in the season opener for both schools.

The Wildcats rallied twice against the Rockets to enter the break tied at 14 before taking control in the second half. A third-quarter fumble recovery led to Chance Poore's 46-yard, go-ahead field goal before Bryce Oliver's leaping grab of Wilson's 32-yard TD pass provided a 10-point lead.

Smoke's 40-yard TD run down the left side midway through the fourth made it 31-17. Kentucky then converted DeAndre Square's interception into Wilson's 2-yard TD pass to Josh Ali to clinch the first meeting between the schools.

Wilson completed 19 of 26 passes for 246 yards. Justin Rigg recovered Chris Rodriguez's goal-line fumble in the end zone for Kentucky's first TD and A.J. Rose (16 carries, 64 yards) ran for an 11-yard score. Smoke had 78 yards rushing on seven carries as the Wildcats outgained Toledo 422-347.

Toledo led twice on first-half TD runs of 5 yards by former Kentucky running back Bryant Koback and 21 by quarterback Mitchell Guadagni.

Guadagni left the game in third after his helmet was knocked off after being tackled by Chris Oats, who was ejected for targeting. Replacement Carter Bradley ran for a 7-yard TD with 1:02 remaining.

SCORING SUMMARY

Toledo	7	7	3	7	-	24
Kentucky	0	14	10	14	-	38

1st 12:15 TOLEDO - KOBACK, Bryant 5 yd run (DAVIS, Evan kick), 7-63 2:45 7 - 0
 2nd 14:55 UK - Justin Rigg 0 yd fumble recovery (Chance Poore kick), 14-97 6:42 7 - 7
 11:31 TOLEDO - GUADAGNI, M. 21 yd run (DAVIS, Evan kick), 7-75 3:24 14 - 7
 06:01 UK - Asim Rose 11 yd run (Chance Poore kick), 3-56 0:59 14 - 14
 3rd 11:33 UK - Chance Poore 46 yd field goal, 4-6 1:28 14 - 17
 07:17 UK - Bryce Oliver 32 yd pass from Terry Wilson (Chance Poore kick), 5-67 2:23 14 - 24
 03:07 TOLEDO - DAVIS, Evan 46 yd field goal, 5-33 1:58 17 - 24
 4th 08:26 UK - Kavosiey Smoke 40 yd run (Chance Poore kick), 7-92 1:51 17 - 31
 05:32 UK - Josh Ali 2 yd pass from Terry Wilson (Chance Poore kick), 5-33 2:09 17 - 38
 01:02 TOLEDO - BRADLEY, Carter 7 yd run (DAVIS, Evan kick), 6-41 1:22 24 - 38

TEAM STATISTICS

	TOLEDO	UK
First Downs	15	20
Rush Att./Net Rush	39/181	39/176
Passing C/A/I	11/25/1	19/26/0
Offensive Plays	64	65
Total Offense	347	422
Fumbles/Lost	1/1	4/2
Penalties/Yards	11/80	7/61
Punts/Average	8/42.4	6/54.0
Third-Down Conv.	7 of 16	3 of 11
Time of Possession	29:15	30:45

INDIVIDUAL STATISTICS

RUSHING (ATT.-YD.-TD)

Toledo - Kocack, 15-73-1, Guadagni 14-73-1, Jones 2-24, Seymour 3-8, Bradley 5-3-1
UK - Smoke 7-78-1, Rose 16-64-1, Rodriguez 5-34, Wilson 9-1

PASSING (COMP-ATT-INT-YARDS-TD)

Toledo - Bradley 4-13-1-44-0, Guadagni 7-12-0-122-0
UK - Wilson 19-26-0-246-2

RECEIVING (REC-YARDS-TD)

Toledo - Mitchell 3-59, McKinley-Lewis 3-53, Kovacks 2-18, Seymour 1-22, Rosi 1-17, Phillips 1-(-3)
UK - Bowden 6-77, Wagner 3-57, Rose 3-36, Dailey 2-31, Upshaw 2-19, Oliver 1-32-1, Rodriguez 1-2, Ali 1-2

TACKLES

Toledo - Holt 10, Anderson 8, Fisher 7, Hines 6, Blue 6
UK - Square 11, Corker 7, Griffin 6, Wright 6, Oats 5

2

KENTUCKY 38, EASTERN MICHIGAN 17

SEPT. 7, 2019 • LEXINGTON, KY
KROGER FIELD (55,240)



Backup quarterback Sawyer Smith threw two touchdown passes in relief of injured Terry Wilson, who rushed for a TD before hurting his left leg, and Kentucky rolled past Eastern Michigan 38-17 in Kroger Field.

Wilson's 2-yard TD run in the third quarter put the Wildcats up 24-3 before he was carted off later with the injury following a horse-collar tackle by EMU defensive lineman Turan Rush, who was flagged on a play with offsetting penalties. Wilson exited to cheers after teammates offered supportive handshakes.

Smith, a junior transfer from Troy, came in and hit Ahmad Wagner for a 54-yard touchdown and Lynn Bowden for the final 2-yard TD with 54 seconds remaining. Asim Rose and Kavosiey Smoke rushed for TDs of 8 and 32 yards, respectively, in a game the Wildcats led throughout.

Kentucky outgained the Eagles (1-1) 461-386, including a 239-49 rushing edge. But the Wildcats committed seven penalties for 84 yards, several of which snuffed first-half chances to put the game out of reach.

Eagles quarterback Mike Glass III threw TD passes of 26 and 7 yards and completed 34 of 53 attempts for 337 yards.

SCORING SUMMARY

Eastern Michigan	0	3	7	7	-	17
Kentucky	14	3	7	14	-	38

1st 06:56 UK - Asim Rose 8 yd run (Chance Poore kick), 3-26 1:13 0 - 7
 02:09 UK - Kavosiey Smoke 32 yd run (Chance Poore kick), 6-90 2:10 0 - 14
 2nd 07:43 UK - Chance Poore 40 yd field goal, 4--11 0:37 0 - 17
 01:52 EMU - RYLAND, Chad 24 yd field goal, 10-62 3:05 3 - 17
 3rd 05:01 UK - Terry Wilson 2 yd run (Chance Poore kick), 15-94 7:47 3 - 24
 02:15 EMU - LATU, Line 26 yd pass from GLASS, Mike (RYLAND, Chad kick), 5-75 2:46 10 - 24
 4th 14:20 UK - Ahmad Wagner 54 yd pass from Sawyer Smith (Chance Poore kick), 5-72 2:45 10 - 31
 10:41 EMU - CANNON, Bryson 7 yd pass from GLASS, Mike (RYLAND, Chad kick), 12-75 3:39 17 - 31
 00:54 UK - Lynn Bowden 2 yd pass from Sawyer Smith (Chance Poore kick), 7-41 2:57 17 - 38

TEAM STATISTICS

	EMU	UK
First Downs	24	26
Rush Att./Net Rush	22/49	39/239
Passing C/A/I	34/53/2	20/36/0
Offensive Plays	75	75
Total Offense	386	461
Fumbles/Lost	1/0	2/1
Penalties/Yards	5/46	7/84
Punts/Average	4/43.5	3/43.3
Third-Down Conv.	6 of 14	9 of 14
Time of Possession	26:59	33:01

INDIVIDUAL STATISTICS

RUSHING (ATT.-YD.-TD)

EMU - Glass 10-35, Vann 8-9, Turner 3-5, Hutchinson 1-0
UK - Smoke 11-92-1, Rose 17-82-1, Wilson 8-43-1, Bowden 2-17, Smith 1-5

PASSING (COMP-ATT-INT-YARDS-TD)

EMU - Glass 34-53-2-2
UK - Wilson 14-26-0-114-0, Smith 5-9-76-2, Bowden 1-1-32

RECEIVING (REC-YARDS-TD)

EMU - Sexton 7-54, Williams 6-54, Jackson 5-71, Latu 4-49, Drummond 3-40, Cannon 3-20-1, Beydoun 2-24, Vann 2-13, Oakes 2-12
UK - Bowden 7-54-1, Rose 4-12, Wagner 3-71-1, Upshaw 2-19, Wilson 1-32, Dailey 1-14, Ali 1-11, Rigg 1-9

TACKLES


EMU - Calhoun 10, Hoying 9, Myrick 7
UK - Echols 7, Corker 7, Square 5, Daniel 5, Paschal 5



3

NO. 9 FLORIDA 29 , KENTUCKY 21

SEPT. 14, 2019 • LEXINGTON, KY
KROGER FIELD (63,076)



In his first start at quarterback for Kentucky, Sawyer Smith passed for 251 yards and two touchdowns, but the Cats suffered their first loss of the season, falling to No. 8 Florida 29-21 at Kroger Field.

The game was evenly played throughout before the Gators put it away late. Florida had 438 yards of total offense, while Kentucky had 407. The Cats had 27 first downs, compared to just 21 for the Gators.

The Gators got on the board first, when Feleipe Franks connected with Freddie Swain on a 15-yard touchdown pass, giving them a 7-0 lead with 6:27 left in the first quarter.

Early in the second, UK evened the score when Smith connected with Ahmad Wagner on a spectacular, acrobatic 26-yard TD score.

On UF's next possession, Franks was sacked by Kordell Looney, who forced a fumble that was recovered by UK's Taj Dodson at the UK 46 yard line. From there, the Cats drove and eventually took the lead on a one-yard TD run by Smith with 7:46 left in the first half.

Florida's next drive appeared to be one that would tie the game. However, the Gators' march stalled inside Kentucky territory, and McPherson's 27-yard field goal attempt missed to the right, keeping the score 14-7. That would be the score at halftime.

On the first drive of the second half, Kentucky appeared ready to stretch its lead until Smith was intercepted by Shawn Davis, who returned the pick to the Kentucky 21-yard line. The Gators got to the UK 12-yard line before a penalty backed them up. Eventually, McPherson convert, a 32-yard field goal attempt, cutting Kentucky's lead to 14-10.

U K had the answer, marching 75 yards in just six plays, culminating with a 13-yard touchdown pass from Smith to Keaton Upshaw, the first of Upshaw's career. Poore's PAT gave the Cats a 21-10 lead with 5:39 to play in the third quarter. The key play in the drive was an athletic catch by Wagner for 21 yards, which was compounded by a 15-yard penalty on the Gators.

Florida, with backup Kyle Trask playing QB in place of the injured Franks, proceeded to march 62 yards in six plays, and cut into Kentucky's lead when Lamical Perine scored on an eight-yard run. Florida's two-point conversion try was no good, and the Gators trailed 21-16 with 12:41 to play.

After a Smith interception, Florida would re-take the lead with a four-play, 66-yard scoring drive, capped by Trask's four-yard touchdown run. The two-point try failed again, and the Gators led 22-21 with 4:11 to play.

That set the stage for Kentucky's final drive, when the Cats drove deep into Florida territory with less than a minute to play. With 58 seconds left in the game, Poore tried a 35-yard field goal, but missed right.

On Florida's next possession, as the Gators were running out the clock, Josh Hammond broke free and scampered 76 yards for a touchdown to put the game away.

SCORING SUMMARY

Florida	7	0	3	19	-	29
Kentucky	0	14	7	0	-	21

- 1st 06:27 UF - F. Swain 15 yd pass from F. Franks (E. Mcpherson kick), 8-31 5:03 7 - 0
- 2nd 14:16 UK - Ahmad Wagner 26 yd pass from Sawyer Smith (Chance Poore kick), 12-79 7:05 7 - 7
- 07:46 UK - Sawyer Smith 1 yd run (Chance Poore kick), 11-54 5:57 7 - 14
- 3rd 07:50 UF - E. Mcpherson 32 yd field goal, 4-6 2:02 10 - 14
- 05:39 UK - Keaton Upshaw 13 yd pass from Sawyer Smith (Chance Poore kick), 6-75 2:11 10 - 21
- 4th 12:41 UF - L. Perine 8 yd run (K. Trask pass failed), 6-62 2:15 16 - 21
- 04:11 UF - K. Trask 4 yd run (K. Trask rush failed), 4-66 1:54 22 - 21
- 00:33 UF - J. Hammond 76 yd run (E. Mcpherson kick), 3-80 0:21 29 - 21

TEAM STATISTICS

	UF	UK
First Downs	21	26
Rush Att./Net Rush	27/138	41/140
Passing C/A/I	21/30/1	23/35/3
Offensive Plays	57	76
Total Offense	438	407
Fumbles/Lost	1/1	1/1
Penalties/Yards	7/78	9/79
Punts/Average	1/44.0	2/54.5
Third-Down Conv.	4 of 8	8 of 15
Time of Possession	25:05	34:55

INDIVIDUAL STATISTICS

RUSHING (ATT.-YD.-TD)

Florida - Hammond 1-76-1, Perine 14-27-1, Franks 8-23, Pierce 2-8, Trask 1-4-1
UK - Smoke 16-81, Rose 14-46, Smith 9-12-1, Bowden 21-1

PASSING (COMP-ATT-INT-YARDS-TD)

Florida - Franks 12-17-1-174-1, Trask 9-13-0-126-0 UK - Smith 23-25-3-267-2

RECEIVING (REC-YARDS-TD)

Florida - Jefferson 7-93, Pitts 4-63, Swain 4-57-1, Perine 3-23, Grimes 2-50, Hammond 1-14
UK - Bowden 7-70, Rigg 5-50, Wagner 3-70-1, Ali 2-28, Rose 2-18, Upshaw 1-13-1, Schlegel 1-2, Dailey 1-8


TACKLES

Florida - Reese 16, Miller 7, Greenard 6 UK - Daniel 10, Echols 7, Square 6

4

MISSISSIPPI STATE 28 , KENTUCKY 13

SEPT. 21, 2019 • STARKVILLE, MISS.
DAVIS WADE STADIUM (54,556)



Lynn Bowden Jr. caught seven passes for 129 yards, and A.J. Rose carried nine times for 105 yards, but Kentucky lost at Mississippi State 28-13 on Saturday at Davis Wade Stadium.

Quarterback Sawyer Smith connected on 15 of 41 passing for 232 yards, but no touchdowns. Josh Ali caught a career-high five passes for 61 yards in the game.

Kentucky got the ball to begin the game and after Rose earned a first down on the ground, Smith was intercepted by Willie Gay, who returned the pick 52 yards for a touchdown. Jace Christmann added the PAT and the Bulldogs grabbed a 7-0 lead just 1:25 into the game.

After the teams exchanged punts, Kentucky mounted its first big drive of the game. The Cats went 10 plays, covering 58 yards, and UK got on the board when Chance Poore nailed a 40-yard field goal, cutting the MSU lead to 7-3 with 2:49 remaining in the first quarter. That would be the score after the first 15 minutes of play.

MSU had the answer, marching 75 yards in nine plays, capped by a Kylin Hill nine-yard touchdown rush early in the second quarter. The PAT was good, and the Bulldogs led 14-3 with 13:24 left in the first half.

After another Kentucky punt, MSU drove 80 yards in 10 plays and Hill scored again, this time from two yards out. Christmann's extra point made it 21-3 with 4:45 left in the first half.

Late in the first half, MSU appeared to be ready to add to the lead, but Quandre Moseley intercepted the first pass of his UK career and returned it 39 yards to the MSU 49 yard line with 48 seconds left in the half. But the Cats settled for a 47-yard field goal try that Poore missed to the left, and the teams went to the locker room with the Bulldogs leading 21-3.

Mississippi State took the second half kickoff and immediately drove into Kentucky territory. But Brandin Echols, who led Kentucky with 10 tackles on the day, forced a fumble, which was recovered by UK's Jamari Brown at the UK 20. The Cats took advantage of the turnover, going 80 yards in 11 plays, finishing with a Kavosiey Smoke two-yard touchdown rush. Poore's PAT made it 21-10 MSU with 5:30 left in the third quarter.

After MSU was forced to punt, Kentucky mounted another drive, getting deep inside Bulldog territory early in the fourth quarter. But the Cats could not punch it in, and Poore missed a 26-yard field goal with 12:15 to play.

Kentucky's final points of the game came later in the fourth quarter when Matt Ruffolo attempted, and made, his first career field goal. The 29-yarder cut the MSU lead to 21-13, but the Bulldogs added a late touchdown to provide the final margin of victory.

SCORING SUMMARY

Kentucky	3	0	7	3	-	13
Mississippi State	7	14	0	7	-	28

- 1st 13:35 MS - Willie Gay Jr. 52 yd interception return (Jace Christmann kick) 0 - 7
- 02:49 UK - Chance Poore 40 yd field goal, 10-58 4:22 3 - 7
- 2nd 13:24 MS - Kylin Hill 12 yd run (Jace Christmann kick), 9-75 4:25 3 - 14
- 04:45 MS - Kylin Hill 2 yd run (Jace Christmann kick), 10-80 5:51 3 - 21
- 3rd 05:30 UK - Kavosiey Smoke 2 yd run (Chance Poore kick), 11-80 3:40 10 - 21
- 4th 04:39 UK - Matt Ruffolo 29 yd field goal, 11-55 4:32 13 - 21
- 01:39 MS - Kylin Hill 1 yd run (Jace Christmann kick), 6-75 3:00 13 - 28

TEAM STATISTICS

	UK	MS
First Downs	21	22
Rush Att./Net Rush	28/154	40/241
Passing C/A/I	15/42/1	17/22/1
Offensive Plays	70	62
Total Offense	386	421
Fumbles/Lost	1/0	1/1
Penalties/Yards	5/40	5/45
Punts/Average	3/51.3	3/49.0
Third-Down Conv.	1 of 12	6 of 10
Time of Possession	26:54	33:06

INDIVIDUAL STATISTICS

RUSHING (ATT.-YD.-TD)

UK - Rose 9-105, Bowden 3-37, Smoke 10-25-1, Team 1-(-)5, Smith 5-(-)8
MS - Shrader 11-125, Hill 26-120-3, Dear 1-0

PASSING (COMP-ATT-INT-YARDS-TD)

UK - Smith 15-41-1-232-0; Bowden 0-1-0-0-0
MS - Shrader 17-22-1-180-0

RECEIVING (REC-YARDS-TD)

UK - Bowden 7-129, Ali 5-61, Upshaw 1-19, Wagner 1-15, Thomas 1-8
MS - Mitchell 4-36, Green 3-20, Zuber 3-16, Thomas 2-46, Dear 2-28, Payton 2-14, Williams 1-20

TACKLES

UK - Echols 10, Square 9, Corker 7
MS - Morgan 9, Landrews 7, Thompson 7





2019 GAME NOTES

5

SOUTH CAROLINA 24 , KENTUCKY 7 SEPT. 28, 2019 • COLUMBIA, S.C. WILLIAMS-BRICE STADIUM (80,828)



Christopher Rodriguez Jr. rushed for a career-high 65 yards and his first career touchdown, but Kentucky lost at South Carolina 24-7 at Williams-Brice Stadium.

Kentucky had its struggles on offense all night. Other than Rodriguez, one of the bright spots was Lynn Bowden Jr. who was seemingly all over the field. Bowden had six carries for 44 yards, caught three passes for 18 yards, completed both of his passes for seven yards and returned three kickoffs for 84 yards in the game.

On defense, Jamar Watson led the way with a pair of sacks, while Yusuf Corker had nine tackles and Chris Oats had eight.

South Carolina took the opening kickoff and marched 75 yards in 11 plays, culminating with a Tavien Feaster two-yard touchdown rush. Parker White added the point after and the Gamecocks grabbed a 7-0 lead with 11:09 remaining in the first period.

Kentucky got a first down on its first possession before Sawyer Smith was intercepted near midfield. But the Cats' defense held, forcing a punt. Kentucky punted on its next possession, but the Cats got a break when the punt hit a South Carolina player and was recovered by Brett Slusher at the Gamecock 39. However, the Cats could not convert, giving the ball back to South Carolina.

The teams would then exchange punts near the end of the first quarter, which would end with South Carolina leading 7-0.

Early in the second quarter, South Carolina drove deep into Kentucky territory, but the UK defense stood tall again, forcing a 26-yard field goal that White converted, giving the Gamecocks a 10-0 lead with 11:43 left in the first half. Neither team would score for the rest of the half, and South Carolina took a 10-point lead into the break.

Kentucky received the second-half kickoff, but the Cats turned the ball over, and South Carolina struck immediately, with a 30-yard touchdown rush from Rico Dowdle. The PAT gave the Gamecocks a 17-0 lead with 13:59 left in the third quarter. The Gamecocks added a fourth-quarter touchdown to lead 24-0 before Rodriguez's late touchdown got the Cats on the board.

SCORING SUMMARY

Kentucky	0	0	3	7	-	7
South Carolina	7	3	7	7	-	24

- 1st 11:09 SC - Tavien Feaster 2 yd run (Parker White kick), 11-75 3:51 0 - 7
- 2nd 11:43 SC - Parker White 26 yd field goal, 10-62 4:39 0 - 10
- 3rd 13:59 SC - Rico Dowdle 30 yd run (Parker White kick), 1-30 0:07 0 - 17
- 4th 07:48 SC - Tavien Feaster 19 yd run (Parker White kick), 7-85 3:30 0 - 24
- 02:32 UK - Chris Rodriguez 2 yd run (Matt Ruffolo kick), 5-84 2:00 7 - 24

TEAM STATISTICS

	UK	SC
First Downs	9	21
Rush Att./Net Rush	28/115	46/247
Passing C/A/I	13/34/1	15/27/0
Offensive Plays	62	73
Total Offense	212	387
Fumbles/Lost	2/1	2/1
Penalties/Yards	4/20	5/40
Punts/Average	9/51.1	9/51.2
Third-Down Conv.	2 of 15	5 of 15
Time of Possession	26:10	33:50

INDIVIDUAL STATISTICS

RUSHING (ATT.-YD.-TD)

UK - Rodriguez 6-65-1, Bowden 6-44, Rose 10-33, Smoke 2-7, Smith 4-(-34)
SC - Feaster 15-107-2, Dowdle 15-102-1, Denson 10-41, Hlilinski 5-(-1)

PASSING (COMP-ATT-INT-YARDS-TD)

UK - Smith 11-32-1-90-0, Bowden 2-2-0-7-0
SC - Kilinski 15-27-0-140-0

RECEIVING (REC-YARDS-TD)


UK - Ali 30-18, Bowden 30-18, Wagner 2-35, Dailey 2-8, Rose 1-11, Rigg 1-5, Thomas 3-8
SC - Edwards 6-37, Smith 2-30, Dawkins 2-19, Feaster 2-12, Dowdle 1-23, Vann 1-15, Legette 1-4

TACKLES

UK - Corker 9, Oats 8, Taylor 7, Carter 6
SC - Jones 7, Mukuamu 6, Three with 5

6

KENTUCKY 24, ARKANSAS 20 OCT. 12, 2019 • LEXINGTON, KY. KROGER FIELD (57,060)



Lynn Bowden Jr. accounted for three touchdowns in his first start at quarterback, including the go-ahead 24-yard scoring run with 6:53 remaining, to rally Kentucky past Arkansas 24-20 to end a three-game losing streak.

Emotions ran high for the entirety of Jared Lorenzen Day at Kroger Field. Lorenzen's family and teammates were on the field for a pregame ceremony and Wilson led the crowd in 22 seconds of noise in lieu of a moment of silence. The evening ended just as Lorenzen would have wanted: with a dramatic 24-20 win over Arkansas in comeback fashion on the strength of a total team effort.

The Wildcats' top receiver took first-team snaps during the bye while banged-up Sawyer Smith recovered and was announced as the starter before the game. Trailing 13-0, the junior led Kentucky back from a sluggish offensive start with a 3-yard run late in the first half before eventually seizing the lead with a 10-yard TD pass to Clevan Thomas late in the third.

Bowden then directed a 75-yard drive ending with his second TD run and sealed the close victory with a 51-yard run in the final minutes. He finished with a career-best 196 yards rushing on 24 carries and completed 7 of 11 passes for 78 yards.

A.J. Rose added 90 yards rushing on 16 carries as the Wildcats outrushed the Razorbacks (2-4, 0-3) 330-183 and outgained them 418-305 overall.

Rakeem Boyd rushed for 134 yards and two touchdowns, including a 74-yard TD run on the game's second play, as Arkansas took a 13-0 lead. His 2-yard TD put the Razorbacks ahead 20-17 but they ended up losing their 14th consecutive SEC game and third close contest in a row.

"Well, really proud that we got win for in Jared's memory and for his family," Stoops said. "And proud of our team by the way they played and hopefully they kept him in the back of their mind because that's how Jared played. He really laid it on the line for his team each and every week and I was proud of our group tonight in his memory."

SCORING SUMMARY

Arkansas	7	6	0	7	-	20
Kentucky	0	7	10	24	-	24

- 1st 14:18 AR - Rakeem Boyd 74 yd run (Connor Limpert kick), 2-75 0:42 7 - 0
- 2nd 14:57 AR - Connor Limpert 28 yd field goal, 8-22 1:50 10 - 0
- 05:48 AR - Connor Limpert 44 yd field goal, 10-45 3:58 13 - 0
- 00:55 UK - Lynn Bowden 3 yd run (Matt Ruffolo kick), 10-75 4:53 13 - 7
- 3rd 09:02 UK - Matt Ruffolo 50 yd field goal, 13-45 5:52 13 - 10
- 01:50 UK - Clevan Thomas 10 yd pass from Lynn Bowden (Matt Ruffolo kick), 6-48 3:16 13 - 17
- 4th 10:35 AR - Rakeem Boyd 2 yd run (Connor Limpert kick), 3-29 0:52 20 - 17
- 06:53 UK - Lynn Bowden 24 yd run (Matt Ruffolo kick), 6-75 3:42 20 - 24

TEAM STATISTICS

	ARK	UK
First Downs	16	21
Rush Att./Net Rush	30/183	54/330
Passing C/A/I	12/27/0	8/12/0
Offensive Plays	57	66
Total Offense	305	418
Fumbles/Lost	1/0	2/1
Penalties/Yards	5/39	7/44
Punts/Average	4/44.2	3/44.3
Third-Down Conv.	6 of 13	7 of 14
Time of Possession	22:49	37:11

INDIVIDUAL STATISTICS

RUSHING (ATT.-YD.-TD)

ARK - Boyd 15-134-2, Whaley 9-42, Burk 1-11, Starkel 1-(-9)
UK - Bowden 24-196-2, Rose 16-90, Smoke 11-45, Hayes 1-2

PASSING (COMP-ATT-INT-YARDS-TD)

ARK - Starkel 7-19-0-41-0, Hicks 5-8-0-81-0
UK - Bowden 7-11-0-78-1, Rose 1-1-0-10-0

RECEIVING (REC-YARDS-TD)

ARK - O'Grady 4-44, Woods, 3-18, Burks 2-25, Knox 2-24, Morris 1-11
UK - Rigg 2-43, Ali 2-13, Thomas 2-10-1, Dailey 1-14, Oliver 1-8

TACKLES

ARK - Foucha 11, Harris 10, Pool 10
UK - Corker 9, Square 5, Daniel 5, Mosely 5, Griffin 4



7

NO. 10 GEORGIA 21 , KENTUCKY 0

OCT. 19, 2019 • ATHENS, GA.
SANFORD STADIUM (92,746)



Playing in a downpour that created a slick playing surface, Kentucky fell to No. 10 Georgia 21-0 at Sanford Stadium.

Lynn Bowden Jr. rushed for 99 yards in the slippery conditions, while Asim Rose rushed for 37 yards. Bowden, playing quarterback once again in place of the injured Sawyer Smith, completed just two passes in the game for 15 yards through the air.

The Kentucky defense more than held its own against the powerful Georgia offense. The Bulldogs had just 270 yards of total offense in the game, including just 35 yards passing. Yusuf Corker led the Cats with 11 tackles, while DeAndre Square had nine and Chris Oats, playing for the injured Kash Daniel, had seven stops.

Kentucky was shut out for the first time since Nov. 12, 2012, a stretch of 83 games in which the Cats had scored.

The teams were unable to mount much offense in the first quarter. Each team had three possessions in the period, with each possession ending with a punt.

After each team punted to start the second quarter, Georgia had possession and elected to go for it on fourth down and one from the 50 yard line. But the Kentucky defense stood tall, forcing a turnover on downs and giving the Cats the ball in good field position. But Kentucky was unable to convert, and the Cats punted once again.

The teams would go scoreless in the first half, with neither team seriously threatening to score. Georgia had six first downs in the first half to Kentucky's two. The Bulldogs out-gained the Cats 123-52 in total yards in the first half, with all of Kentucky's yards coming on the ground.

Kentucky took the second half kickoff and immediately marched into Georgia territory, largely on the legs of Bowden. The Cats got inside the Georgia 30, but were stifled by a key holding penalty on a third down and were forced to punt.

After the teams exchanged punts again, Georgia broke the scoring drought with a 39-yard rushing touchdown from D'Andre Swift. Rodrigo Blankenship added the PAT to give the Bulldogs a 7-0 lead with 6:20 remaining in the third quarter.

On its next possession, facing a third down and four, Bowden fumbled and Georgia took over at the Kentucky 31. And once again, the Bulldogs took advantage, as Brien Herrien scored on an eight-yard run. Blankenship's PAT was good, and Georgia led 14-0 with 1:54 left in the third period.

On the ensuing kickoff, Kentucky got a 58-yard kickoff return from Zach Johnson, giving the Cats the ball at the Georgia 40. The Cats would drive into the Georgia red zone as the third quarter came to a close. But as the final stanza began, Kentucky was not able to convert on fourth and goal from the eight yard line as Bowden's pass intended for Josh Ali was incomplete.

UGA added another Swift touchdown later in the fourth quarter to close the scoring.

SCORING SUMMARY

Kentucky	0	0	0	0	-	0
Georgia	0	0	14	7	-	21

3rd 06:20 UGA - D'Andre Swift 39 yd run (Rodrigo Blankenship kick), 1-39 0:11 0 - 7

01:54 UGA - Brian Herrien 8 yd run (Rodrigo Blankenship kick), 5-31 2:36 0 - 14

4th 06:24 UGA - D'Andre Swift 3 yd run (Rodrigo Blankenship kick), 13-92 8:18 0 - 21

TEAM STATISTICS

	UK	UGA
First Downs	9	14
Rush Att./Net Rush	35/160	43/235
Passing C/A/I	2/16/0	9/12/0
Offensive Plays	51	55
Total Offense	177	270
Fumbles/Lost	0/0	1/1
Penalties/Yards	7/60	4/33
Punts/Average	7/40.1	6/52.8
Third-Down Conv.	3 of 13	3 of 12
Time of Possession	26:32	33:28

INDIVIDUAL STATISTICS

RUSHING (ATT.-YD.-TD)

UK - Bowden 17-99, Rose 9-37, Rodriguez 6-19, Smoke 1-5
UGA - Swift 21-179-2, Herrien 13-60-1, White 1-3, Fromm 5-2

PASSING (COMP-ATT-INT-YARDS-TD)

UK - Bowden 2-15-0-17-0, Ali 0-1-0-0-0
UGA - Fromm 9-12-0-35-0

RECEIVING (REC-YARDS-TD)

UK - Oliver 1-9, Thomas 1-88
UGA - Pickens 4-35, Cook 2-3, Herrien 1-3, Robertson 1-1

TACKLES

UK - Corker 11, Square 9, Oats 7
UGA - Dean 6, Walker 6, LeCounte 6 Crowder 2

8

KENTUCKY 29, MISSOURI

OCT. 19, 2019 • ATHENS, GA.
SANFORD STADIUM (92,746)



Lynn Bowden Jr. is hard to stop on a dry turf. He proved to be even harder to slow down in a steady downpour.

The Kentucky junior converted quarterback rushed for 204 yards and two touchdowns to lead the Wildcats to a 29-7 win over Missouri.

The two teams combined for seven fumbles and four lost miscues in a steady rain that didn't seem to bother Bowden. Going into the second bye week of the season, the Wildcats moved within two wins of bowl eligibility with four games remaining. Kentucky has won five straight over the Tigers.

Making his third consecutive start in the absence of injured starter Sawyer Smith, Bowden was nearly unstoppable. Sparked by Bowden, the Wildcats rushed for 297 yards. Bowden has rushed for 499 yards and four touchdowns since taking over as the team's starting quarterback.

Bowden threw a career-best 44-yard strike to Bryce Oliver that led to a 1-yard touchdown run by Kavosiey Smoke, giving the Wildcats a 6-0 lead. Bowden also contributed to the drive with an 18-yard run.

Smith replaced Bowden for three plays in the second quarter, but returned and rushed for a first down on a fourth-down play that led to a 20-yard score by A.J. Rose. On the next series, Bowden ripped off a 46-yard run that led to a 43-yard field goal by Chance Poore for a 15-0 lead.

A Missouri fumble resulted in a 10-yard touchdown run by Bowden with 10 seconds remaining in the first half, giving the Wildcats a 22-0 advantage at the break.

Clemson transfer Kelly Bryant threw for 130 yards, including a 74-yard touchdown pass to Tyler Badie to open the second half for Missouri (5-3, 2-2). Backup quarterback Taylor Powell replaced Bryant in the third quarter and threw for 34 yards.

SCORING SUMMARY

Missouri	0	0	7	0	-	7
Kentucky	0	22	0	7	-	29

2nd 12:27 UK - Kavosiey Smoke 1 yd run (Matt Ruffolo kick failed), 7-86 3:38 0 - 6

06:03 UK - Asim Rose 20 yd run (Matt Ruffolo kick failed), 7-45 4:05 0 - 12

00:44 UK - Chance Poore 43 yd field goal, 7-55 3:44 0 - 15

00:10 UK - Lynn Bowden 10 yd run (Chance Poore kick), 1-20 0:12 0 - 22

3rd 12:40 MU - Badie, Tyler 74 yd pass from Bryant, Kelly (McCann, Tucker kick), 3-72 0:45 7 - 22

4th 11:25 UK - Lynn Bowden 33 yd run (Chance Poore kick), 9-83 4:24 7 - 29

TEAM STATISTICS

	MU	UK
First Downs	14	15
Rush Att./Net Rush	24/125	48/297
Passing C/A/I	14/29/0	4/8/0
Offensive Plays	63	56
Total Offense	289	360
Fumbles/Lost	5/2	2/2
Penalties/Yards	8/75	4/48
Punts/Average	6/43.7	5/52.4
Third-Down Conv.	4 of 14	3 of 12
Time of Possession	26:41	33:19

INDIVIDUAL STATISTICS

RUSHING (ATT.-YD.-TD)

UK - Bowden 21-204-2, Rose 15-51-1, Duffy 1-26, Rodriguez 6-13, Smoke 3-8-1, Thomas 2-(-)5
MU - Rountree 15-58, Badie 6-31, Downing 4-27, Powell 1-13, Bryant 8-(-)4

PASSING (COMP-ATT-INT-YARDS-TD)

UK - Bowden 3-7-0-54-0, Smith 1-1-0-9-0
MU - Bryan 10-19-0-130-1, Powell 4-10-0-34-0

RECEIVING (REC-YARDS-TD)

UK - Oliver 1-44, Thomas 1-9, Ali 1-9, Wagner 1-1
MU - Nance 3-23, Downing 3-11, Badie 2-82-1, Scott 2-7, Gicino 1-7, Johnson 1-10, Knox 1-8, Rountree 1-6

TACKLES

UK - Oats 8, Square 7, Corker 6
MU - Bolton 12, Elliott 6, Oliver 6, Nicholson 6





2019 GAME NOTES

9

TENNESSEE 17, KENTUCKY 13

NOV. 9, 2019 • LEXINGTON, KY.
KROGER FIELD (56,760)



Lynn Bowden Jr. rushed for 114 yards, but the Kentucky quarterback was stopped on a fourth-and-goal inside the final two minutes of the game as Kentucky fell to Tennessee 17-13 at Kroger Field.

Christopher Rodriguez Jr. had a career-high 81 yards rushing, as the Cats ran for 302 yards in the game. But the Cats could not get much done through the air, as Bowden completed just four passes for 25 yards. Conversely, Tennessee had 213 yards passing and just 83 yards on the ground.

Kentucky took the opening kickoff and marched down the field on the legs of Bowden and Asim Rose. The Cats used 17 plays to cover 75 yards, eventually punching it in on a two-yard rush from Rose to break the ice. Chance Poore's extra point was good, and the Cats grabbed a 7-0 lead with 4:42 left in the first quarter. On the drive, Bowden carried seven times for 42 yards, while Rose rushed six times for 12 yards. The drive took 10:18, which was the longest drive for UK all season.

UT's first possession was a three-and-out, then on fourth down, UT punter Paxton Brooks dropped the snap and eventually had his punt blocked by UK's Josh Paschal. Kentucky's Drew Schlegel recovered, and the Cats were again in business.

UK took over on the Tennessee 24, and needed only two plays to score again. This time, it was Kavosiey Smoke rushing it in from 22 yards out to extend the lead. Poore's PAT was blocked and the Cats held a 13-0 advantage with 2:28 left in the first period.

Tennessee got on the board in the second quarter after an 11-play, 71-yard drive, culminating with a 26-yard field goal from Brent Cimaglia, cutting the UK lead to 13-3 with 9:19 left in the first half. Neither team would score for the remainder of the half and the Cats would take a 13-3 lead into the break.

In the second half, Tennessee took the opening kickoff and, as Kentucky did in the first half, marched 75 yards for a touchdown. For the Vols, it was backup quarterback Jarrett Guarantano connecting with Marquee Calloway on a 17-yard touchdown pass with 12:03 left in the third quarter. Cimaglia's PAT was good and Kentucky's lead was cut to 13-10.

After UK was forced to punt on its next possession, the Vols put together another scoring drive, this one covering 68 yards in seven plays and ending with a 12-yard touchdown pass from Guarantano to Josh Palmer. Cimaglia's point after was good, and the Vols led 17-13 with 6:28 to play in the third quarter. That would be the score after three periods.

Midway through the fourth quarter, Tennessee had possession near midfield when Kentucky's Marquan McCall recovered a Tennessee fumble at the UT 45. From there, the Cats drove inside the UT 10, eventually getting to the UT one yard line. But on third down, Rodriguez rushed for a one-yard loss. Then on fourth down, Bowden ran around right end but was held out of the end zone, and UT took over at the two yard line with 1:17 left. From there, the Vols would run out the clock.

SCORING SUMMARY

Tennessee	0	3	14	0	-	17
Kentucky	13	0	0	0	-	13

- 1st 04:42 UK - A.J. Rose 2 yd run (Chance Poore kick), 17-75 10:18 0 - 7
- 02:28 UK - Kavosiey Smoke 22 yd run (Chance Poore kick blockd), 2-24 0:46 0 - 13
- 2nd 09:19 UT - Cimaglia,B. 26 yd field goal, 11-71 4:53 3 - 13
- 3rd 12:03 UT - Callaway,M. 17 yd pass from Guarantano,J. (Cimaglia,B. kick), 7-75 2:57 10 - 13
- 06:28 UT - Palmer,J. 12 yd pass from Guarantano,J. (Cimaglia,B. kick), 7-68 3:26 17 - 13

TEAM STATISTICS

	UT	UK
First Downs	13	21
Rush Att./Net Rush	21/83	64/302
Passing C/A/I	14/25/0	4/7/1
Offensive Plays	46	71
Total Offense	296	327
Fumbles/Lost	4/1	0/0
Penalties/Yards	6/56	4/29
Punts/Average	4/35.2	3/46.3
Third-Down Conv.	5 of 11	7 of 15
Time of Possession	18:23	41:37

INDIVIDUAL STATISTICS

RUSHING (ATT.-YD.-TD)

UK - Bowden 26-114, Rodriguez 12-81, Smoke 8-58-1, Rose 16-44-1, Ali 1-3, Smith 1-2
UT - Guarantano 6-30, Chandler 7-28, Maurer 3-18, Jordan 3-9, Gray 1-0

PASSING (COMP-ATT-INT-YARDS-TD)

UK - Bowden 4-7-1-25-0
UT - Maurer 7-16-0-98-0, Guarantano 7-8-0-115-2, Jennings 0-1-0-0-0

RECEIVING (REC-YARDS-TD)

UK - Ali 1-12, Thomas 1-8, Rigg 1-5, Rose 1-0
UT - Callaway 4-103-1, Palmer 4-55-1, Jennings 3-49, Wood-Anderson 1-6, Keyton 1-3, Chandler 1(-3)

TACKLES

UK - Griffin 4, Brown 3, Daniel 3, Taylor 3, Echols 3
UT - Bituli 19, Warrior 8, To'o To'o 8

10

KENTUCKY 38, VANDERBILT 14

NOV. 16, 2019 • NASHVILLE, TENN.
VANDERBILT STADIUM (23,288)



Kentucky rushed for a season-high 401 yards and kept its bowl hopes alive with a 38-14 win over Vanderbilt.

Lynn Bowden Jr. and Christopher Rodriguez Jr. both rushed for over 100 yards for the Wildcats.

Rodriguez led the way, rushing for 129 yards and two touchdowns against the Commodores. Bowden, in his fifth game at quarterback since moving over from wide receiver, added 110 yards rushing and one TD.

Kavosiey Smoke rushed for 95 yards and one TD for the Wildcats in a matchup.

The Wildcats scored 35 consecutive points after falling behind by 11 points early in the game.

It was the largest margin of victory in the series since 2001.

Kentucky ramblbed for 529 yards in total offense and nearly doubled Vanderbilt in time of possession.

VU scored two touchdowns in 45 seconds to take a 14-3 lead in the first quarter.

Ke'Shawn Vaughn scored on a 5-yard run with 5:21 left in the first quarter and two plays from scrimmage later cornerback Allan George raced to the end zone on a 67-yard fumble return to extend the Commodores' early lead.

SCORING SUMMARY

Kentucky	3	21	14	0	-	38
Vanderbilt	14	0	0	0	-	14

- 1st 09:48 UK - Chance Poore 32 yd field goal, 5-30 2:48
- 05:21 VANDY - Ke'Shawn Vaughn 5 yd run (Ryley Guay kick), 8-75 4:27
- 04:36 VANDY - Allan George 67 yd fumble recovery (Ryley Guay kick)
- 2nd 14:14 UK - Kavosiey Smoke 3 yd run (Chance Poore kick), 11-75 5:22
- 08:07 UK - Chris Rodriguez 22 yd run (Chance Poore kick), 9-82 4:20
- 00:11 UK - Josh Ali 14 yd pass from Lynn Bowden (Chance Poore kick), 13-75 6:55
- 3rd 11:54 UK - Lynn Bowden 2 yd run (Chance Poore kick), 6-75 3:06
- 03:51 UK - Chris Rodriguez 27 yd run (Chance Poore kick), 11-72 6:52

TEAM STATISTICS

	UK	VANDY
First Downs	30	14
Rush Att./Net Rush	57/401	25/140
Passing C/A/I	15/11/0	24/11/1
Offensive Plays	72	49
Total Offense	528	230
Fumbles/Lost	2/1	2/0
Penalties/Yards	11/91	5/42
Punts/Average	1/35.0	3/38.7
Third-Down Conv.	8 of 11	3 of 9
Time of Possession	38:39	21:21

INDIVIDUAL STATISTICS

RUSHING (ATT.-YD.-TD)

UK - Rodriguez 15-129-2, Bowden 17-110-1, Smoke 15-95-1, Rose 4-67, Wood 2-12, Tisdale 1(-3), Smith 1(-8)
Vandy - Vaughn 12-58-1, Brooks 6-51, Neal 4-25, Lipscomb 1-22, Pryor 1-4

PASSING (COMP-ATT-INT-YARDS-TD)

UK - Bowden 8-10-0-104-1, Smith 2-4-0-16-0, Wood 1-1-0-7-0
Vandy - Neal 10-19-1-74-0, Walters 0-4-0-0-0, Johnson 1-1-0-16-0

RECEIVING (REC-YARDS-TD)

UK - Ali 3-27-1, Thomas 2-45, Oliver 2-18, Smoke 1-28, Upshaw 1-8, Hayes 1-5, Wagner 1(-40)
Vandy - Lipscomb 4-12, Vaughn 3-25, Bresnahan 2-32, Johnson 2-21

TACKLES

UK - Davis 6, Weaver 5, Ajian 3, Square 3, Griffin 3
Vandy - Moore 13, Harris 7, Odeyingbo 6



11

KENTUCKY 50, UT MARTIN 7

**NOV. 23, 2019 • LEXINGTON, KY.
KROGER FIELD (41,495)**



Lynn Bowden Jr. rushed for 129 yards and two touchdowns to lead Kentucky to a 50-7 win over UT Martin.

Bowden eclipsed the 100-yard plateau for the fifth time this season as the Wildcats shattered a single-game school record with 462 yards rushing. Kentucky has rushed for 863 yards in the past two games.

Kentucky finished with 479 total yards, became bowl eligible for the fourth straight season and can improve its postseason status in the regular-season finale against Louisville next Saturday.

Bowden made his sixth consecutive start at quarterback and guided the Wildcats to four victories during that span.

Bowden didn't attempt his first carry until the second quarter and used a 58-yard run to set up his own 2-yard TD burst to give the Wildcats a 22-0 lead with 5:36 remaining in the first half. Bowden finished with 89 yards rushing and two touchdowns in the opening half.

Asim Rose added 105 yards on six carries with one touchdown for Kentucky. Overall, six running backs rushed for 40 yards or more and Travis Tisdale and Tyler Markray each scored their first career touchdowns - both coming in the fourth quarter.

The FCS Skyhawks scored their lone touchdown on Jaimiee Bowe's 6-yard run with 11 minutes remaining in the game.

On the first play from scrimmage, UT Martin center Austin Newsom snapped the ball over quarterback John Bachus III's head, leading to an intentional grounding call and a safety for the Wildcats. On the Skyhawks' next series, Yusuf Corker recovered a bad snap in the end zone, giving the hosts a 9-0 lead 2:08 into the contest. The Wildcats scored 16 points in four plays to open the game.

SCORING SUMMARY

UT Martin	0	0	0	0	-	7
Kentucky	16	13	7	14	-	50

- 1st 14:52 UK - Team safety 0 - 2
- 12:52 UK - Yusuf Corker 0 yd fumble recovery (Chance Poore kick) 0 - 9
- 10:33 UK - Asim Rose 63 yd run (Chance Poore kick), 1-63 0:11 0 - 16
- 2nd 05:36 UK - Lynn Bowden Jr. 2 yd run (Chance Poore kick failed), 5-75 3:25 0 - 22
- 01:45 UK - Lynn Bowden Jr. 9 yd run (Matt Ruffolo kick), 5-53 2:46 0 - 29
- 3rd 00:14 UK - Chris Rodriguez Jr. 2 yd run (Matt Ruffolo kick), 10-89 5:28 0 - 36
- 4th 11:07 UTM - Bowe, Jaimiee 6 yd run (Courtright, Rya kick), 12-74 4:01 7 - 38
- 09:01 UK - Travis Tisdale 1 yd run (Matt Ruffolo kick), 5-60 1:59 7 - 43
- 04:21 UK - Tyler Markray 45 yd run (Matt Ruffolo kick), 4-70 2:02 7 - 50

TEAM STATISTICS

	UTM	UK
First Downs	14	16
Rush Att./Net Rush	32/-12	45/462
Passing C/A/I	22/38-1	2-11/1
Offensive Plays	70	56
Total Offense	204	479
Fumbles/Lost	4/2	2/1
Penalties/Yards	4/45	2/25
Punts/Average	8/36.5	3/57.7
Third-Down Conv.	6 of 17	3 of 9
Time of Possession	30:54	29:06

INDIVIDUAL STATISTICS

RUSHING (ATT.-YD.-TD)

UK - Bowden 11-129-2, Rose 6-105-1, Tisdale 4-60-1, Markray 2-52-1, Rodriguez 6-49-1, Smoke 11-40, Smith 2-20, Wood 1-10
 UTM - Bowe 11-29-1, Wallace 7-23, Young 1-3, Dowell 1-3, Winn 2-1, Odom 1-(-1), Bachus - 7 (-51)

PASSING (COMP-ATT-INT-YARDS-TD)

UK - Bowden 1-6-1-9-0, Smith 0-3-0-0-0, Wood 1-2-8-0
 UTM - Bachus 17-30-1-157, Winn 5-8-0-59-0

RECEIVING (REC-YARDS-TD)

UK - Wagner 1-9, Ognenovic 1-8
 UTM - Williams 8-74, Bowe 4-14, Dowell 3-41, Wallace 2-36, Young 2-20, Philpott 1-16, Moore 1-9, Butler 1-6

TACKLES

UK - Davis 6, Mosely 5, McCall 4, Griffin 4, Daniel 4, Echols 4
 UTM - Sims 9, Cecil 8, Pittman 7, Maura 5





2019 GAME-BY-GAME STATISTICS

Table with 9 columns: Game, Score, First Downs, Time of Possession, Rushing (No-Yds-TD), Passing (Cmp-Att-Int-Yds-TD), Total Offense (Plays-Yds-TD), 3rd Down Conversions, Fumbles-Lost. Rows include games vs. Toledo, Eastern Michigan, Florida, Mississippi State, South Carolina, Arkansas, Georgia, Missouri, Tennessee, Vanderbilt, UT Martin, and Louisville.

GAME-BY GAME RUSHING

Table with 8 columns: (No-Yds-TD), Bowden, Rodriguez, Rose, Smoke, S. Smith, Tisdale, Wilson. Rows include games vs. Toledo, EMU, Florida, Miss. State, South Carolina, Arkansas, Georgia, Missouri, Tennessee, Vanderbilt, UT Martin, and Louisville.

GAME-BY GAME RECEIVING

Table with 14 columns: (Rec-Yds-TD), Ali, Bowden, Dailey Jr., Hayes, Oliver, Rigg, Rose, Rodriguez, Schlegel, Smoke, Thomas Jr., Upshaw, Wagner. Rows include games vs. Toledo, EMU, Florida, Miss. State, South Carolina, Arkansas, Georgia, Missouri, Tennessee, Vanderbilt, UT Martin, and Louisville.



GAME-BY-GAME PASSING

(Cmp-Att-Int-Yds-TD)	S. Smith	Wilson	Bowden	Wood
vs. Toledo	0-0-0-0-0	19-26-0-246-2	0-0-0-0-0	0-0-0-0-0
vs. EMU	5-9-0-76-2	14-26-0-114-0	1-1-0-32-0	0-0-0-0-0
vs. Florida	23-35-3-267-2	0-0-0-0-0	0-0-0-0-0	0-0-0-0-0
at Miss. State	15-41-1-232-0	0-0-0-0-0	0-1-0-0-0	0-0-0-0-0
at South Carolina	11-32-1-90-0	0-0-0-0-0	2-2-0-7-0	0-0-0-0-0
vs. Arkansas	0-0-0-0-0	0-0-0-0-0	7-11-0-78-1	0-0-0-0-0
at Georgia	0-0-0-0-0	0-0-0-0-0	2-15-0-17-0	0-0-0-0-0
vs. Missouri	1-1-0-9-0	0-0-0-0-0	3-7-0-54-0	0-0-0-0-0
vs. Tennessee	0-0-0-0-0	0-0-0-0-0	4-7-1-25-0	0-0-0-0-0
at Vanderbilt	2-4-0-16-0	0-0-0-0-0	8-10-0-104-1	1-1-0-7-0
vs. UT Martin	0-3-0-0-0	0-0-0-0-0	1-6-1-9-0	1-2-0-8-0
vs. Louisville				

GAME-BY-GAME PUNTING

(No-Yds-Avg-LG-In20)	Duffy
vs. Toledo	6-324-54.0-61-2
vs. EMU	3-130-43.3-56-3
vs. Florida	2-109-54.5-63-2
at Miss. State	3-154-51.3-56-1
at South Carolina	9-460-51.1-62-4
vs. Arkansas	3-133-44.3-54-2
at Georgia	7-281-40.1-69-4
vs. Missouri	5-262-52.4-70-3
vs. Tennessee	3-139-46.3-55-0
at Vanderbilt	1-35-35.0-35-0
vs. UT Martin	3-173-57.7-66-2
vs. Louisville	

GAME-BY-GAME FIELD GOALS

FG Made (Miss)	Poore	Ruffolo
vs. Toledo	46	-
vs. EMU	40 (49)	-
vs. Florida	(35)	-
at Miss. State	40 (47)(26)	29
at South Carolina	-	-
vs. Arkansas	-	(47) 50
at Georgia	-	-
vs. Missouri	43	-
vs. Tennessee	-	-
at Vanderbilt	32	-
vs. UT Martin	-	-
vs. Louisville		

GAME-BY-GAME DEFENSIVE LINE (Tackles-Tackles-For-Loss-Sacks)

Game	Abadi-Fitz.	Bohanna	Carter	Hawkins	Looney	McCall	Taylor Jr.	Paschal	Wright
vs. Toledo	1-0-0	2-0-0	2-1-1	0-0-0	1-0-0	2-0-0	3-1-1	4-1-1	6-1-0
vs. EMU	0-0-0	1-0-0	2-1-0	0-0-0	1-0-0	2-0-0	0-0-0	5-2-0	2-1-1
vs. Florida	0-0-0	1-0-0	1-0-0	0-0-0	1-1-1	1-1-0	5-1-0	1-0-0	1-0-0
at Miss. State	0-0-0	4-0-0	1-0-0	0-0-0	2-0-0	2-0-0	1-0-0	4-1-0	0-0-0
at S. Carolina	1-0-0	2-0-0	6-1-0	0-0-0	0-0-0	1-0-0	7-1-1	3-0-0	1-0-0
vs. Arkansas	1-0-0	2-1-1	1-0-0	0-0-0	0-0-0	2-0-0	1-1-1	2-1-0	2-0-0
at Georgia	0-0-0	1-0-0	1-0-0	0-0-0	1-0-0	2-0-0	4-0-0	4-0-0	1-0-0
vs. Missouri	0-0-0	1-1-0	3-0-0	0-0-0	1-0-0	0-0-0	3-2-2	3-1-1	2-1-1
vs. Tennessee	0-0-0	2-0-0	1-0-0	0-0-0	0-0-0	0-0-0	3-1-1	2-0-0	0-0-0
at Vanderbilt	0-0-0	0-0-0	1-0-0	1-1-0	1-0-0	1-0-0	1-0-0	1-0-0	0-0-0
vs. UT Martin	0-0-0	0-0-0	1-1-1	0-0-0	1-1-0	4-2-0	2-1.5-1.5	2-1.5-1.5	3-1-1
vs. Louisville									

GAME-BY-GAME LINEBACKERS (Tackles-Tackles-For-Loss-Sacks-Pass Breakups)

Game	Daniel	Casey	Davis	Oats	Square	Watson	Weaver
vs. Toledo	11-0-0-0	1-0-0-0	8-1.5-1-0	0-0-0-0	3-0-0-0	6-0-0-1	0-0-0-0
vs. EMU	5-0-0-0	0-0-0-0	0-0-0-0	1-0-0-0	5-0-0-0	1-0-0-0	0-0-0-0
vs. Florida	10-1-0-1	0-0-0-0	0-0-0-0	0-0-0-0	6-0-0-0	3-1-0-0	0-0-0-0
at Miss. State	5-0-0-0	0-0-0-0	0-0-0-0	5-0-0-0	9-1.5-1-0	5-0.5-0-0	0-0-0-0
at S. Carolina	4-0-0-2	0-0-0-0	0-0-0-0	8-0-0-0	4-0-0-1	4-2-2-0	0-0-0-0
vs. Arkansas	5-2-0-0	0-0-0-0	0-0-0-0	1-0-0-0	5-0-0-0	2-1-1-0	0-0-0-0
at Georgia	3-0-0-0	0-0-0-0	2-0-0-0	7-0.5-0-0	9-1-0-0	4-0.5-0-0	0-0-0-0
vs. Missouri	0-0-0-0	0-0-0-0	3-0-0-0	8-0-0-0	7-0-0-0	1-0-0-0	1-0-0-1
vs. Tennessee	3-0-0-0	0-0-0-0	1-0-0-0	0-0-0-1	2-0-0-0	1-1-0-0	0-0-0-0
at Vanderbilt	2-0-0-0	0-0-0-0	6-0-0-0	2-0-0-0	3-0-0-0	1-0-0-0	5-1-0-0
vs. UT Martin	4-0-0-0	1-0-0-0	6-0-0-0	0-0-0-0	0-0-0-0	3-1-1-0	0-0-0-0
vs. Louisville							

GAME-BY-GAME DEFENSIVE BACKS (Tackles-Pass Breakups-Int.)

Game	Ajian	Brown	Corker	Devonshire Jr.	Dodson	Dort	Echols	Griffin	Garner	Mosely
vs. Toledo	0-0-0	2-0-0	7-0-0	0-0-0	1-0-0	0-0-0	1-3-0	6-0-0	0-0-0	0-0-0
vs. EMU	3-0-0	3-0-0	7-0-0	2-1-0	1-0-0	2-1-0	7-0-0	1-2-1	1-0-0	0-0-0
vs. Florida	2-0-1	3-0-0	1-0-0	0-0-0	1-0-0	0-0-0	7-0-0	1-0-0	0-0-0	0-0-0
at Miss. State	2-1-0	2-0-0	7-2-0	0-0-0	0-0-0	1-0-0	10-0-0	0-0-0	0-0-0	4-0-1
at S. Carolina	3-0-0	0-0-0	9-0-0	0-0-0	0-0-0	2-0-0	4-1-0	0-0-0	0-0-0	4-1-0
vs. Arkansas	0-0-0	1-2-0	9-1-0	0-0-0	0-0-0	1-0-0	2-2-0	4-0-0	0-0-0	5-0-0
at Georgia	0-0-0	4-0-0	11-0-0	0-0-0	0-0-0	2-0-0	3-1-0	0-0-0	0-0-0	0-0-0
vs. Missouri	2-0-0	2-0-0	0-0-0	0-0-0	0-0-0	3-0-0	4-0-0	1-0-0	6-0-0	1-1-0
vs. Tennessee	0-0-0	3-1-0	1-1-0	0-0-0	0-0-0	0-0-0	3-1-0	4-0-0	0-0-0	1-1-0
at Vanderbilt	3-0-0	2-0-0	2-0-1	0-0-0	0-0-0	1-2-0	1-0-0	3-0-0	0-0-0	1-0-0
vs. UT Martin	0-0-0	3-1-0	2-0-0	3-0-0	0-0-0	0-0-0	4-0-0	4-1-0	0-0-0	5-0-0
vs. Louisville										



2019 MISCELLANEOUS STATISTICS

TURNOVERS

Opponent	FORCED BY KENTUCKY					FORCED BY OPPONENT			
	Fum	Int	Tot	Margin	UK Pts Off	Fum	Int	Tot	Opp Pts Off
vs. Toledo	1	0	1	-2	10	2	1	3	10
vs. Eastern Michigan	0	2	2	+1	3	1	0	1	0
vs. Florida	1	1	2	-2	7	1	3	4	16
at Miss. State	1	1	2	+1	7	0	1	1	7
at South Carolina	2	0	2	-1	0	2	1	3	7
vs. Arkansas	0	0	0	-1	0	1	0	1	3
at Georgia	0	0	0	-1	0	1	0	1	7
vs. Missouri	2	0	2	0	0	2	0	2	0
vs. Tennessee	1	0	1	0	0	0	1	1	0
at Vanderbilt	0	1	1	0	7	1	0	1	7
vs. UT Martin	2	1	3	+1	14	1	1	2	0
vs. Louisville									
TOTALS	10	6	16	-4	48	12	8	20	57

KENTUCKY BIG PLAYS

Opponent	RUSHING					PASSING				SPECIAL TEAMS	
	15+	20+	30+	40+	50+	20+	30+	40+	50+	Block	Return for TD
vs. Toledo	3	3	1	1	0	4	3	1	0	0	0
vs. Eastern Michigan	5	2	1	0	0	1	1	0	0	0	0
vs. Florida	3	2	0	0	0	5	0	0	0	0	0
at Miss. State	4	2	1	0	0	5	2	0	0	0	0
at South Carolina	3	3	1	1	0	1	0	0	0	0	0
vs. Arkansas	7	5	1	1	1	1	1	0	0	0	0
at Georgia	2	1	0	0	0	0	0	0	0	0	0
vs. Missouri	5	4	3	1	0	1	1	1	0	0	0
vs. Tennessee	5	4	0	0	0	0	0	0	0	0	0
at Vanderbilt	7	5	1	1	0	2	1	1	0	0	0
vs. UT Martin	7	6	5	4	3	0	0	0	0	0	0
vs. Louisville											
TOTALS	51	37	14	9	4	20	9	3	0	0	0

OPPONENT BIG PLAYS

Opponent	RUSHING					PASSING				SPECIAL TEAMS	
	15+	20+	30+	40+	50+	20+	30+	40+	50+	Block	Return for TD
vs. Toledo	3	1	0	0	0	3	1	0	0	0	0
vs. Eastern Michigan	1	0	0	0	0	4	1	0	0	0	0
vs. Florida	1	1	1	1	1	5	3	0	0	0	0
at Miss. State	3	2	2	1	0	4	0	0	0	0	0
at South Carolina	5	2	0	0	0	2	0	0	0	0	0
vs. Arkansas	2	2	1	1	1	1	0	0	0	0	0
at Georgia	3	3	1	0	0	1	0	0	0	0	0
vs. Missouri	1	0	0	0	0	1	1	1	1	0	0
vs. Tennessee	1	0	0	0	0	4	3	0	0	0	0
at Vanderbilt	1	1	0	0	0	1	0	0	0	0	0
vs. UT Martin	0	0	0	0	0	1	0	0	0	0	0
vs. Louisville											
TOTALS	21	12	5	3	2	27	9	1	1	0	0

DRIVE CHART STATISTICS

Opponent	No.	KENTUCKY			OPPONENT			
		Avg Plays	Avg Yds	Avg Time	For TD	Avg Plays	Avg Yds	Avg Time
vs. Toledo	15	4.3	28.1	2:03	5	6.8	69.0	2:48
vs. Eastern Michigan	11	6.8	41.9	3:00	5	7.2	64.6	3:02
vs. Florida	11	6.9	37	3:10	3	9.6	69.3	5:04
at Miss. State	10	7	38.6	2:69	1	11.0	80.0	3:40
at South Carolina	15	4.1	14.1	1:44	1	5.0	84.0	2:00
vs. Arkansas	10	6.6	41.8	3:30	3	7.3	66	3:57
at Georgia	11	4.6	16.1	2:24	0	0	0	0
vs. Missouri	12	4.6	30	2:46	4	6	58.5	2:04
vs. Tennessee	9	7.8	36.3	4:30	2	9.5	11	5:30
at Vanderbilt	10	7.2	52.8	3:51	5	11.0	75.8	5:19
vs. UT Martin	14	4	34.0	2:00	7	3.5	50	2:33
vs. Louisville								





2019 EXPLOSIVE PLAYS

RUNS 15+

Bowden, 15 yards
 Bowden, 17 yards
 Bowden, 20 yards
 Bowden, 26 yards
 Bowden, 17 yards
 Bowden, 22 yards
 Bowden, 24 yards*
 Bowden, 51 yards
 Bowden, 15 yards
 Bowden, 21 yards
 Bowden, 18 yards
 Bowden, 46 yards
 Bowden, 34 yards
 Bowden, 33 yards*
 Bowden, 21 yards
 Bowden, 17 yards
 Bowden, 58 yards
 Bowden, 48 yards
(18 rush for 495 yards, 27.5 avg., 3 TD)
 Duffy, 26 yards
(1 rush for 26 yards, 26 avg., 0 TD)
 Markray, 45 yards*
(1 rush for 45 yards, 45.0 avg., 1 TD)
 Rodriguez, 21 yards
 Rodriguez, 44 yards
 Rodriguez, 18 yards
 Rodriguez, 23 yards
 Rodriguez, 22 yards*
 Rodriguez, 27 yards*
 Rodriguez, 26 yards
(7 rush for 181 yards, 25.8 avg., 2 TD)
 Rose, 21 yards
 Rose, 31 yards
 Rose, 25 yards
 Rose, 20 yards
 Rose, 27 yards
 Rose, 15 yards
 Rose, 20 yards
 Rose, 26 yards
 Rose, 24 yards
 Rose, 49 yards
 Rose, 63 yards*
 Rose, 35 yards
(12 rush for 353 yards, 29.4 avg., 1 TD)
 Smith, 15 yards
(1 rush for 15 yards, 15.0 avg., 0 TD)
 Smoke, 21 yards
 Smoke, 40 yards*
 Smoke, 32 yards*
 Smoke, 21 yards
 Smoke, 25 yards
 Smoke, 22 yards*
 Smoke, 21 yards
 Smoke, 18 yards
(8 rush for 200 yards, 25.0 avg., 3 TD)
 Tisdale, 53 yards
(1 rush for 53 yards, 53.0 avg., 0 TD)
 Wilson, 15 yards
 Wilson, 19 yards
(2 rush for 34 yards, 17.0 avg., 0 TD)
Total: 51 rush for 1402 yards, 27.4 avg, 9 TD

RECEIVING 20+

Ali, 20 yards
 Ali, 20 yards
(2 rec. for 40 yards, 20 avg., 0 TD)
 Bowden, 29 yards

Bowden, 30 yards
 Bowden, 21 yards
 Bowden, 30 yards
 Bowden, 21 yards
 Bowden, 39 yards
 Bowden, 20 yards
(7 rec. for 190 yards, 27.14 avg., 0 TD)
 Oliver, 32 yards*
 Oliver, 44 yards
(2 rec. for 76 yards, 38.0 avg., 1 TD)
 Rigg, 23 yards
 Rigg, 31 yards
(2 rec. for 54 yards, 27.0 avg., 0 TD)
 Smoke, 28 yards
(1 rec. for 28 yards, 28.0 avg., 0 TD)
 Thomas, 40 yards
(1 rec. for 40 yards, 40.0 avg., 0 TD)
 Wagner, 40 yards
 Wagner, 54 yards*
 Wagner, 23 yards
 Wagner, 26 yards*
 Wagner, 21 yards
 Wager, 26 yards
(6 rec. for 190 yards, 31.6 avg., 2 TD)
 Wilson, 32 yards
(1 rec. for 32 yards, 32.0 avg., 0 TD)
Total: 22 rec. for 650 yards, 29.5 avg., 3 TD)

KICK RETURNS 30+

Z. Johnson, 58 yards
(1 return for 58 yards, 58.0 avg., 0 TD)
Total: 1 return for 58 yards, 58.0 avg, 0 TD

PUNT RETURNS 20+

Bowden, 29 yards
 Bowden, 37 yards
 Bowden, 20 yards
(3 ret. for 86 yards, 28.6 avg., 0 TD)
Total: 3 return for 86 yards, 28.6 avg., 0 TD

DEFENSIVE RETURNS 20+

Ajian, 22 yards
(1 ret., 22 yards, 22.0 avg., 0 TD)
Total: 1 returns for 22 yards, 22.0 avg., 0 TD

Total: 78 plays for 2218 yards, 28.4 avg., 12 TD

** denotes a touchdown scoring play*

UK LONG PLAYS (20+) BY THE NUMBERS

20+ Plays By Yards	No.	TD
100+	0	0
90-99	0	0
80-89	0	0
70-79	0	0
60-69	1	1
50-59	4	1
40-49	9	2
30-39	13	3
20-29	39	5
TOTAL	66	12

20+ Plays By Type	No.	TD
Rushing	39	9
Passing	22	3
Punt returns	3	0
Kick returns (30+)	1	0
Interceptions	1	0
Fumble returns	0	0
TOTAL	66	12

OPPONENT BIG PLAYS

Total:	
Run (15+)	24 for 650 yds
Receiving (20+)	28 for 745 yds
Kick Returns (30+)	1 for 37 yds
Punt Returns (20+)	2 for 68 yds
Defensive Returns (20+)	1 for 52 yds
TOTAL:	56 for 1552 yards (27.7 avg.)



2019 SCORING DRIVE ANALYSIS

GAME-BY-GAME SCORING DRIVES

Table with columns: Game, Plays/Yards, Time (Poss.), Qtr./Clock, Res., Scoring Play. Lists game statistics for various opponents like TOL, EMU, MSU, etc.

GAME OPENING DRIVES

Table with columns: Game, KENTUCKY (Res/Pts, Yds), OPPONENT (Res/Pts, Yds). Shows opening drive statistics for games against Toledo, Eastern Michigan, Florida, etc.

2ND HALF OPENING DRIVES

Table with columns: Game, KENTUCKY (Res/Pts, Yds), OPPONENT (Res/Pts, Yds). Shows second half opening drive statistics for games against Toledo, Eastern Michigan, Florida, etc.

GAME-BY-GAME TD DRIVES

Table with columns: Yds, TD, Drive, Poss. Time, TDs, Plays, TDs. Shows TD drive statistics by yardage and time of game.

DRIVE ANALYSIS


Table with columns: Game, Total Drive, TD, FG, MFG, P, TO, 4DN. Shows drive analysis statistics for various opponents.



UK Athletics Comm./PR
Susan Lax

WEEKLY MEDIA SCHEDULE - WEEK 14 - LOUISVILLE GAME

859.608.5019
slax0@uky.edu

Monday - 25	Tuesday - 26	Wednesday - 27	Thursday - 28	Friday - 29	Saturday - 30	Sunday - 1
Stoops news conference - Noon ET Live on UKAthletics.com Mark Stoops Call-In Show: 6-7 p.m. ET	OC Eddie Gran DC Brad White Select players 5 p.m. ET	Stoops - SEC Teleconference 12:40 p.m. ET No availability	No availability 	No availability	Louisville at UK Noon ET Kroger Field SEC Network	No availability

QUICK FACTS

Location: Lexington, Ky.
Founded: 1865
Enrollment: 30,277
Nickname: Wildcats
Colors: Blue (PMS 286) and White
Conference: Southeastern (Eastern Division)
Stadium: Kroger Field (61,000)
President: Dr. Eli Capilouto
Athletics Director: Mitch Barnhart
Faculty Representative: Joseph L. Fink III

COACHING STAFF

Assistant Coaches:

- Steve Clinkscale**, defensive backs
- Eddie Gran**, assistant head coach offense/running backs
- Darin Hinshaw**, co-offensive coordinator, QBs
- Dean Hood**, special teams coordinator, safeties
- Derrick LeBlanc**, defensive line
- Vince Marrow**, associate head coach, tight ends, recruiting coordinator
- John Schlarman**, offensive line
- Michael Smith**, wide receivers
- Jon Sumrall**, inside linebackers
- Brad White**, defensive coordinator/outside linebackers

Quality Control:

- Louie Matsakis
- Mark Perry
- Joe Scola
- Josh Estes-Waugh
- Walt Wells

Graduate Assistants:

- Brayden Berezowitz (defense)
- Cameron Davis (defense)
- Evan McKissack (offense)
- Maxwell Smith (offense)
- Bryan Berezowitz (student assistant)

FOOTBALL ATHLETICS COMMUNICATIONS AND PUBLIC RELATIONS STAFF DIRECTORY

Assistant AD/Athletics Communications and PR/ Stoops Contact

Tony Neely - 859-576-9943 (cell)
tneely@uky.edu

Associate Athletics Communications and PR Director/Football Contact

Susan Lax - 859-608-5019 (cell)
slax0@uky.edu

Assistant Athletics Communications and PR Director/Secondary Football Contact

Matt May - 859-806-7463 (cell)
matt.may@uky.edu

Associate Athletics Communications and PR Director/Credentials and Press Box Coordinator

Evan Crane - 859-257-8431
wesley.crane@uky.edu

Office Coordinator

Stephanie Guy - 859-257-3838
stephanie.guy@uky.edu

MEDIA INFORMATION

Media credentials for the 2019 University of Kentucky football home schedule should be requested online at www.sportssystem.com/kentucky.

Credentials should be requested by the sports editor/director of the media entity. All of the credential requests from a media outlet should go on one credential form. If you have any questions, please contact Evan Crane at 859-257-3838.

Credentials for UK away games should be requested through the home team credential system.

HOW TO GET WIFI AT KROGER FIELD

Wireless internet availability has changed across campus at all UK Athletics sporting events. A username and password is required to log onto our athletics media wifi. In order to acquire a username and password we must have your correct email address and cell phone number **when you request credentials**. PLEASE do not just upload generic emails for all your attendees in sportssystem. In order to acquire a username and password we must have you or your attendees correct email address and cell phone number.

If you have not received an email from UKY IT Administration by Friday morning of game week with log in information, please email Stephanie.Guy@uky.edu.

UK WEBSITE -- UKATHLETICS.COM

Visit the official University of Kentucky Athletics website at UKAthletics.com. The official Southeastern Conference website is secsports.com.

UK WEEKLY NEWS CONFERENCE

Every Monday head coach Mark Stoops will host a news conference/luncheon in the Kroger Field Media Room inside Gate 1. Lunch will be served at 11:15 a.m. in the recruiting room by Gate 14 with Coach Stoops talking at noon in the media room. The news conference is streamed live on UKAthletics.com and on the official Facebook page of Kentucky football.

UK game notes and an updated depth chart will be released at approximately 11 a.m. ET on Monday. A video link and transcript of the news conference will be emailed on Monday afternoons.

SEC HEAD COACHES' TELECONFERENCE

The SEC head coaches' teleconference is on Wednesdays from 11 a.m. to 1 p.m. ET. Coach Mark Stoops' time slot is 12:40 p.m. The call-in number is 877-381-5694. A passcode will be issued each week by the SEC office (205-458-3010).

INTERVIEWS AT PRACTICE

Interviews will be conducted at the Joe Craft Football Training Center or by telephone at the conclusion of each practice on Tuesdays (offensive coaches and players) and Wednesdays (defensive coaches and players/special teams). Contact Susan Lax for assistance.

COLLEGEPRESSBOX.COM

Collegepressbox.com is the official media website for Division I football. Access and download weekly game notes, quotes, statistics, media guides, headshots, logos and more for each conference and its member schools. Register for access at collegepressbox.com/register.

THE UK HEALTHCARE MARK STOOPS SHOW

Coach Mark Stoops will return to the airwaves for his weekly call-in show on Monday from 6-7 p.m. The UK HealthCare Mark Stoops Show is hosted by The Voice of the Wildcats, Tom Leach. Fans will have the opportunity to ask questions of Coach Stoops by tweeting to @UKSportsNetwork or by calling 1-800-606-GAME (4263) or 859-280-2287 (CATS).

The show airs in Lexington on 630 WLAP, online at UKAthletics.com and on UK Sports Network affiliates throughout Kentucky. A live video stream of the show will be available on UKAthletics.com as well as on the Official Kentucky Football Facebook page.





GOVERNOR'S CUP RECORDS

TEAM

Most Points: 68, Kentucky 1998
Fewest Points: 0, Kentucky 2004
Most First Downs: 37, Kentucky 1998
Fewest First Downs: 10, Louisville 2018
Most Rushing Attempts: 55, Louisville 2006
Fewest Rushing Attempts: 19, Kentucky 2006, 2012
Most Rushing Yards: 363, Louisville 2006
Fewest Rushing Yards: -10, Kentucky 1999
Most Rushing Touchdowns: 6, Louisville 2006
Most Passing Attempts: 63, Kentucky 1999
Fewest Passing Attempts: 14, Kentucky 1994
Most Completions: 36, Kentucky 1997 and 1998
Fewest Completions: 7, Kentucky 1994
Most Had Intercepted: 3, Kentucky 2000; Louisville 2008, 2015 and 2016
Most Passing Yards: 571, Kentucky 1998
Fewest Passing Yards: 79, Louisville 2018
Most Passing Touchdowns: 8, Kentucky 1998
Most Total Yards: 801, Kentucky 1998
Fewest Total Yards: 185, Kentucky 1996
Most Fumbles: 6, Louisville 2000
Most Fumbles Lost: 4, Louisville 2000
Most Punts: 10, Kentucky 1996
Fewest Punts: 0, Louisville 2017; Kentucky 2018
Most Penalties: 14, Louisville 2001
Fewest Penalties: 3, Kentucky 1994, 2005; UL 2006
Most Time of Possession: 38:36, Louisville 2006
Least Time of Possession: 21:24, Kentucky 2006

INDIVIDUAL - GAME

Rushing Attempts: 37, Calvin Arrington, UL 1995
Rushing Yards: 186, Lamar Jackson, UL 2015
Rushing Touchdowns: 3, Michael Bush, UL 2006
Longest Run: 80 yards, Bilal Powell, UL 2010
Passing Attempts: 62, Dusty Bonner, UK 1999
Pass Completions: 36, Tim Couch, UK 1997
Interceptions: 3, Jared Lorenzen, UK 2000; Hunter Cantwell, UL 2008; Lamar Jackson, UL 2016
Passing Yards: 498, Tim Couch, UK 1998
Touchdown Passes: 7, Tim Couch, UK 1998
Longest Pass: 82 yards, Dave Ragone to Zek Parker, UL 2001
Pass Receptions: 13, Harry Douglas, UL 2007
Receiving Yards: 223, Harry Douglas, UL 2007
Touchdown Receptions: 3, Ibn Green, UL 1999; James Whalen, UK 1999; DeVante Parker UL '14
Field Goal Attempts: 4, Taylor Begley, UK 2002; Austin MacGinnis, UK 2014
Field Goals Made: 4, Austin MacGinnis, UK 2014
Longest Field Goal: 48 yards, Brian Sivinski, UK 1995
Punt Returns: 6, Dicky Lyons, UK 2008
Punt Return Yards: 100, Kio Sanford, UK 1996
Punt Return Touchdowns: 1, Courtney Dinkins, UL 1996 (following blocked punt); Derek Abney, UK 2001
Longest Punt Return: 70 yards, Arnold Jackson, UL 1997
Kickoff Returns: 7, Lynn Bowden, UK 2017
Kickoff Return Yards: 191, Derrick Locke, UK 2009
Kickoff Return Touchdowns: 1, Broderick Clark, UL 2002; Keenan Burton, UK 2006; Trent Guy, UL 2007; Derrick Locke, UK 2009
Longest Kickoff Return: 100 yards, Broderick Clark, UL 2002; Keenan Burton, UK 2006; Trent Guy, UL 2007; Derrick Locke, UK 2009
Interceptions: 2, Kerry Rhodes, UL 2004; Mike Edwards, UK 2016

Interception Return Yards: 81, Josh Forrest, UK 2015
Interceptions Return Touchdowns: 1, Sam Madison, UL 1996; Antonio Roundtree, UL 1999; Kerry Rhodes, UL 2004; Josh Forrest, UK 2015
Longest Int. Return: 81 yards, Josh Forrest, UK 2015
Punts: 9, Jeremy Borseth, UL 1998; Tim Masthay, UK 2006; Cory Goettsche, UL 2008
Punting Yards: 348, Jeremy Borseth, UL 1998
Punting Average: 51.0, Brent Moody, UL 2004
Longest Punt: 62 yards, Ryan Tydlacka, UK 2010

Individual - Career

Rushing Attempts: 60, Michael Bush, UL 2003-06; Lamar Jackson, UL 2015-17
Rushing Yards: 513, Lamar Jackson, UL 2015-17
Rushing Touchdowns: 5, Michael Bush, UL 2003-06; Benny Snell Jr., UK 2016-18
Passing Attempts: 123, Jared Lorenzen, UK 2000-03
Pass Completions: 75, Chris Redman, UL 1996-99
Interceptions: 5, Jared Lorenzen, UK 2000-03
Passing Yards: 997, Tim Couch, UK 1996-98
Passing Touchdowns: 12, Tim Couch, UK 1996-98; Chris Redman, UL 1996-99
Receptions: 23, Ibn Green, UL 1996-99; Arnold Jackson, UL 1997-2000
Receiving Yards: 368, Keenan Burton, UK 2003-07
Receiving Touchdowns: 7, Ibn Green, UL 1996-99
Field Goal Attempts: 9, Austin MacGinnis, UK 2014-17
Field Goals Made: 7, Austin MacGinnis, UK 2014-17
Punt Returns: 7, Kio Sanford, UK 1994-97; Arnold Jackson, UL 1997-2000
Punt Return Yards: 109, Kio Sanford, UK 1994-97
Punt Return Touchdowns: 1, Courtney Dinkins, UL 1996-99; Derek Abney, UK 2000-03
Kickoff Returns: 13, Broderick Clark, UL 2002-05; Keenan Burton, UK 2003-07
Kickoff Return Yards: 380, Keenan Burton, UK 2003-07
Kickoff Return Touchdowns: 1, Broderick Clark, UL 2002-05; Keenan Burton, UK 2003-07; Trent Guy, UL 2006-09; Derrick Locke, UK 2007-10
Interceptions: 2, Sam Madison, UL 1994-96; Curry Burns, UL 1999-2002; Kerry Rhodes, UL 2001-04; Trevard Lindley, UK 2006-09; A.J. Stamps, UK 2014-15; Mike Edwards, UK 2015-18
Interception Return Yards: 81, Josh Forrest, UK 2012-15
Int. Return Touchdowns: 1, Sam Madison, UL 1994-96; Antonio Roundtree, UL 1997-99; Kerry Rhodes, UL 2001-04; Josh Forrest, UK 2012-15
Punts: 29, Jeremy Borseth, 1995-98
Punting Yards: 1,216, Jeremy Borseth, UL 1995-98
Punting Average: 51.0, Brent Moody, UL 2004



ALPHABETICAL ROSTER

94 Abule Abadi-Fitzgerald, DT, So-Sq, Lakeland, Fla.
 23 Tyrell Ajian, S, So-1L, Mansfield, Ohio
 84 B.J. Alexander, WR, Fr-RS, Miami Gardens, Fla.
 6 Josh Ali, WR, Jr-2L, Hollywood, Fla.
 38 Sam Babbush, K, Fr-HS, Beachwood, Ohio
 39 Elijah Barnett, OLB, Sr-Sq, Lexington, Ky.
 63 Alex Bascom, DE, Fr-HS, Louisville, Ky.
 64 Richard Bascom, DE, Fr-HS, Louisville, Ky.
 80 Brenden Bates, TE, Fr-RS, Cincinnati, Ohio
 37 Tyler Beisner, WR, So-Sq, Goshen, Ky.
 42 Marquez Bembry, OLB, So-JC, Stone Mountain, Ga.
 24 Zac Berezowitz, S, So-Sq, Lexington, Ky.
 53 Blake Best, LS, 6-1, Duluth, Ga.
 95 Quinton Bohanna, NG, Jr-2L, Cordova, Tenn.
 1 Lynn Bowden Jr., WR, Jr-2L, Youngstown, Ohio
 32 Jamari Brown, DB, Fr-RS, Sunrise, Fla.
 74 Ryan Bryant, OG, Fr-HS, Ashland, Ky.
 95 Lance Butler, K, Fr-HS, Paducah, Ky.
 98 Cavon Butler, DL, Fr-HS, Toledo, Ohio
 72 Sawyer Carrier, C, Fr-HS, Stanford, Ky.
 90 T.J. Carter, DE, Sr-3L, Mableton, Ga.
 6 Jared Casey, OLB, Fr-HS, Louisville, Ky.
 29 Yusuf Corker, S, So-1L, McDonough, Ga.
 62 Tyler Couch, OL, So-Sq, Paintsville, Ky.
 75 Eli Cox, OL, Fr-HS, Nicholasville, Ky.
 82 Tae Tae Crumes, WR, Fr-HS, Louisville, Ky.
 89 Allen Dailey Jr., WR, So-1L, Pinson, Ala.
 56 Kash Daniel, LB, Sr-3L, Paintsville, Ky.
 44 Jamin Davis, LB, So-1L, Ludowici, Ga.
 51 Cade Degraw, LS, Fr-HS, Lake Cormorant, Miss.
 11 Patrick Delahunty, QB, Fr-HS, Cleveland, Ohio
 36 M.J. Devonshire Jr., CB, Fr-HS Aliquippa, Pa.
 30 Taj Dodson, DB, Fr-HS, Union City, Ga.
 27 Cedrick Dort Jr., DB, So-1L, Palm Beach Gardens, Fla.
 61 Austin Dotson, OT, So-1L, Belfry, Ky.
 11 Moses Douglass, DB, Fr-HS, Springfield, Ohio
 30 Ben Drake, DB, Fr-HS, Charlottesville, Va.
 93 Max Duffy, P, Jr-1L, Perth, Australia
 26 Brandin Echols, DB, Jr-JC, Southaven, Miss.
 31 Darren Edmond, WR, So-Sq, Norman, Okla.
 46 Braxton Eiserman, LB, Fr-HS, Jackson, Ky.
 81 Isaiah Epps, WR, Jr-2L, Jenks, Okla.
 79 Luke Fortner, OT, Jr-2L, Sylvania, Ohio
 34 Jalen Geiger, DB, Fr-HS, Columbia, S.C.
 96 Isaiah Gibson, DL, Fr-HS, Springfield, Ohio
 13 Amani Gilmore, QB, Fr-HS, Amite, La.
 94 Colin Goodfellow, P, Jr-Sq, Cleveland, Ohio
 19 Jed Green, FS, Fr-HS, Lexington, Ky.
 3 Jordan Griffin, S, Sr-3L, Riverdale, Ga.
 45 Manny Harper, WR, So-Sq, Louisville, Ky.
 86 DeMarcus Harris, WR, Fr-HS, Vero Beach, Fla.
 69 Collin Hartmann, DE, So-Sq, Somerset, Ky.
 55 Davoan Hawkins, DL, Fr-RS, Lauderhill, Fla.
 19 Akeem Hayes, WR, Fr-RS, Hollywood, Fla.
 36 Patrick Henschen, TE, Jr-Sq, Newport, Ky.
 40 Jackson High, LB, Jr-Sq, Union, Ky.
 68 Kenneth Horsey, OL, Fr-RS, Sanford, Fla.
 92 Phil Hoskins, DL, Sr-2L, Toledo, Ohio
 52 Drake Jackson, C, Jr-2L, Versailles, Ky.
 29 Wesley Johnson, WR, Sr-Tr, Louisville, Ky.
 28 Zach Johnson, S, Sr-2L, Cincinnati, Ohio

NUMERICAL ROSTER

1 Lynn Bowden Jr. WR 6-1 206 Jr-2L Youngstown, Ohio (Warren Harding)
 2 Kelvin Joseph CB 6-1 195 So-Tr Baton Rouge, La. (LSU/Scotlandville Magnet)
 3* Jordan Griffin S 6-0 194 Sr-3L Riverdale, Ga. (Jonesboro)
 3* Terry Wilson QB 6-3 208 Jr-1L Oklahoma City, Okla. (Garden City CC/Oregon/Del City)
 4 Joshua Paschal OLB 6-3 284 So-2L Prince George's County, Md. (Our Lady of Good Counsel)
 5 Xavier Peters OLB 6-4 235 Fr-Tr Middletown, Ohio (Florida State/Lakota West)
 6* Josh Ali WR 6-0 193 Jr-2L Hollywood, Fla. (Chaminade-Madonna)
 6* Jared Casey OLB 6-3 224 Fr-HS Louisville, Ky. (Ballard)
 9 Davonte Robinson S 6-2 194 Jr-2L Lexington, Ky. (Henry Clay)
 10 Asim "A.J." Rose Jr. RB 6-1 218 Jr-2L Cleveland, Ohio (Garfield Heights)
 11* Patrick Delahunty QB 6-0 192 Fr-HS Cleveland, Ohio (St. Ignatius)
 11* Moses Douglass DB 6-2 205 Fr-HS Springfield, Ohio (Springfield)
 12* Chance Poore K 6-2 223 Fr-RS Anderson, S.C. (Westside)
 12* Sawyer Smith QB 6-3 219 Jr-Tr Cantonment, Fla. (Troy/Tate)
 13 Amani Gilmore QB 6-2 202 Fr-HS Amite, La. (Amite)
 14 Ahmad Wagner WR 6-5 237 Sr-1L Huber Heights, Ohio (Iowa/Wayne)
 15* Kolbe Langhi QB 6-4 234 So-Sq Hopkinsville, Ky. (Christian County)
 15* Jordan Wright OLB 6-5 238 So-1L Fort Lauderdale, Fla. (Dillard)
 16 Nik Scalzo QB 6-0 180 Fr-HS Fort Lauderdale, Fla. (Cardinal Gibbons)
 17* DeAndre Square LB 6-1 217 So-1L Detroit, Mich. (Cass Tech)
 17* Walker Wood QB 6-0 191 So-Sq Lexington, Ky. (Lafayette)
 18 Clevan Thomas Jr. WR 5-11 213 So-1L Miami, Fla. (Charles W. Flanagan)
 19* Jed Green FS 5-10 180 Fr-HS Lexington, Ky. (Lexington Christian)
 19* Akeem Hayes WR 5-8 158 Fr-RS Hollywood, Fla. (Chaminade-Madonna)
 20 Kavosiey Smoke RB 5-9 220 Fr-RS Wetumpka, Ala. (Wetumpka)
 21* Quandre Mosely DB 6-2 193 Jr-JC Brunswick, Ga. (Eastern Arizona CC/Glynn Academy)
 21* Keegan Sullivan QB 6-2 173 Fr-HS Louisville, Ky. (St. Xavier)
 22 Chris Oats LB 6-3 231 So-1L Cincinnati, Ohio (Winton Woods)
 23 Tyrell Ajian S 6-0 195 So-1L Mansfield, Ohio (Madison Comprehensive)
 24* Zac Berezowitz S 5-11 175 So-Sq Lexington, Ky. (Henry Clay)
 24* Chris Rodriguez Jr. RB 5-11 224 Fr-RS McDonough, Ga. (Ola)
 25 Brett Slusher WR 6-2 200 Sr-1L Fort Mitchell, Ky. (Beechwood)
 26 Brandin Echols DB 5-11 178 Jr-JC Southaven, Miss.
 27 Cedrick Dort Jr. DB 5-11 182 So-1L (Northwest Mississippi CC/Southaven)
 28* Zach Johnson S 5-10 191 Sr-2L Palm Beach Gardens, Fla. (Dwyer)
 28* Chance Martin WR 5-11 161 Fr-HS Cincinnati, Ohio (Colerain)
 29* Yusuf Corker S 6-0 195 So-1L Ruskin, Fla. (Lennard)
 29* Wesley Johnson WR 6-1 206 Sr-Tr McDonough, Ga. (Woodland)
 30* Taj Dodson DB 6-1 192 Fr-HS Louisville, Ky./Rollins College/North Oldham)
 30* Ben Drake DB 6-1 175 Fr-HS Union City, Ga. (Creekside)
 31* Darren Edmond WR 5-11 192 So-Sq Charlottesville, Va. (Monticello)
 31* Jamar "Boogie" Watson OLB 6-3 242 Jr-2L Norman, Okla. (Paul Laurence Dunbar - KY)
 32* Jamari Brown DB 6-1 196 Fr-RS Forestville, Md. (Bishop McNamara)
 32* Tyler Markray RB 5-10 226 Fr-RS Sunrise, Fla. (Blanche Ely)
 33* Jaylen Scott DB 5-10 194 Jr-Sq West Bloomfield, Mich. (Walled Lake Central)
 33* Travis Tisdale RB 5-9 174 Fr-HS Clarksville, Tenn. (Kenwood/ASA College Miami)
 34* Jalen Geiger DB 6-1 188 Fr-HS Andrews, S.C. (Lowndes (Ga.))
 34* Micah White WR 6-3 180 Fr-HS Columbia, S.C. (Spring Valley)
 36* M.J. Devonshire Jr. CB 5-11 175 Fr-HS Johns Creek, Ga. (Milton)
 36* Patrick Henschen TE 6-6 232 Jr-Sq Aliquippa, Pa. (Aliquippa)
 37 Tyler Beisner WR 5-9 149 So-Sq Newport, Ky. (Newport Central Catholic)
 38* Sam Babbush K 5-10 150 Fr-HS Goshen, Ky. (North Oldham)
 38* William Nalty LB 6-0 221 Jr-Sq Beachwood, Ohio (Beachwood)
 39* Elijah Barnett OLB 6-3 234 Sr-Sq Metairie, La. (Metairie Park Country Day)
 39* Dillon Wheatley FB 6-1 205 So-Tr Lexington, Ky. (Henry Clay)
 40 Jackson High LB 5-11 242 Jr-Sq Richmond, Ky. (Pikeville/Lexington Christian)
 42 Marquez Bembry OLB 6-3 233 So-JC Union, Ky. (Ryle)
 44 Jamin Davis LB 6-4 228 So-1L Stone Mountain, Ga.
 45* Manny Harper WR 5-8 186 So-Sq (Jones County JC/Mount Vernon Presbyterian)
 45* J.J. Weaver OLB 6-5 234 Fr-HS Ludowici, Ga. (Long County)
 46* Braxton Eiserman LB 6-1 238 Fr-HS Louisville, Ky. (Waggener)
 46* Drew Schlegel FB 5-11 223 Sr-1L Louisville, Ky. (Moore Traditional)
 47 K.D. McDaniel OLB 6-2 227 Fr-HS Jackson, Ky. (Breathitt County)
 48* Jack Varga FB 5-11 235 Fr-HS Parker, Colo. (Regis Jesuit)
 48* Tra Wilkins LB 6-0 219 Fr-HS Tifton, Ga. (Tift County)
 Louisville, Ky. (St. Xavier)
 Lithonia, Ga. (Stephenson)





2019 GAME NOTES

2 Kelvin Joseph, CB, So-Tr, Baton Rouge, La.
 58 Alex King, OLB, So-1L, Mason, Ohio
 70 Darian Kinnard, OL, So-1L, Knoxville, Tenn.
 15 Kolbe Langhi, QB 6-4, 234, So-Sq, Hopkinsville, Ky.
 49 Shawn Lawson, DE, So-Sq, Jonesboro, Ga.
 78 Nick Lewis, OT, Fr-RS, Jacksonville, Fla.
 97 Ben Logsdon, K, Sr-Tr, Louisville, Ky.
 59 Kordell Looney, DT, Jr-2L, Springfield, Ohio
 93 Qua Mahone, DL, Fr-RS, Jordan City, Ga.
 32 Tyler Markray, RB, Fr-RS, West Bloomfield, Mich.
 28 Chance Martin, WR, Fr-HS, Ruskin, Fla.
 50 Marquan McCall, DL, So-1L, Detroit, Mich.
 47 K.D. McDaniel, OLB, Fr-HS, Tifton, Ga.
 86 Grant McKinniss, P, Sr-2L, Findlay, Ohio
 54 Jordan Morrow, LS, Fr-HS, Louisville, Ky.
 21 Quandre Mosely, DB, Jr-JC, Brunswick, Ga.
 38 William Nalty, LB, Jr-Sq, Metairie, La.
 73 Matthew Napier, OT, So-Sq, Nicholasville, Ky.
 22 Chris Oats, LB, So-1L, Cincinnati, Ohio
 87 Nik Ognenovic, TE, Fr-HS, Fort Lauderdale, Fla.
 85 Bryce Oliver, WR, Fr-RS, Fort Lauderdale, Fla.
 4 Joshua Paschal, OLB, So-2L, Prince George's County, Md.
 5 Xavier Peters, OLB, Fr-Tr, Middletown, Ohio
 12 Chance Poore, K, Fr-RS, Anderson, S.C.
 76 Jake Pope, OT, Fr-HS, Fort Lauderdale, Fla.
 83 Justin Rigg, TE, Jr-2L, Springboro, Ohio
 9 Davonte Robinson, S, Jr-2L, Lexington, Ky.
 24 Christopher Rodriguez Jr., RB, Fr-RS, McDonough, Ga.
 10 "A.J." Rose Jr., RB, Jr-2L, Cleveland, Ohio
 96 Matt Ruffolo, K, Jr-Sq, Centerville, Ohio
 16 Nik Scalzo, QB, Fr-HS, Fort Lauderdale, Fla.
 46 Drew Schlegel, TE/FB, Sr-1L, Parker, Colo.
 46 Jaylen Scott, DB, Jr-Sq, Clarksville, Tenn.
 25 Brett Slusher, WR, Sr-1L, Fort Mitchell, Ky.
 12 Sawyer Smith, QB, Jr-Tr, Cantonment, Fla.
 20 Kavosiey Smoke, RB, Fr-RS, Wetumpka, Ala.
 17 DeAndre Square, LB, So-1L, Detroit, Mich.
 71 Logan Stenberg, OG, Sr-3L, Madison, Ala.
 21 Keegan Sullivan, QB, Fr-HS, Louisville, Ky.
 91 Calvin Taylor Jr., DE, Sr-2L, Augusta, Ga.
 33 Travis Tisdale, RB, Fr-HS, Andrews, S.C.
 18 Clevan Thomas Jr., WR, So-1L Miami, Fla.
 88 Keaton Upshaw, TE, Fr-RS, Lima, Ohio
 48 Jack Varga, FB, Fr-HS, Louisville, Ky.
 14 Ahmad Wagner, WR, Sr-1L, Huber Heights, Ohio
 66 Naasir Watkins, OL, So-1L, Laurel, Md.
 31 "Boogie" Watson, OLB, Jr-2L, Forestville, Md.
 45 J.J. Weaver, OLB, Fr-HS, Louisville, Ky.
 39 Dillon Wheatley, So-Tr, Richmond, Ky.
 34 Micah White, WR, Fr-HS, Johns Creek, Ga.
 48 Tra Wilkins, LB, Fr-HS, Lithonia, Ga.
 60 Quintin Wilson, C, Fr-RS, Cincinnati, Ohio
 3 Terry Wilson, QB, Jr-1L, Oklahoma City, Okla.
 77 Mason Wolfe, OT, Sr-2L, Henderson, Ky.
 17 Walker Wood, QB, So-Sq, Lexington, Ky.
 15 Jordan Wright, OLB, So-1L, Fort Lauderdale, Fla.
 67 Landon Young, OT, Jr-2L, Lexington, Ky.

49 Shawn Lawson DE 6-3 226 So-Sq
 50 Marquan McCall DL 6-3 371 So-1L
 51 Cade Degraw LS 5-11 209 Fr-HS
 52 Drake Jackson C 6-2 312 Jr-2L
 53 Blake Best LS 6-1 221 Sr-3L
 54 Jordan Morrow LS 6-1 220 Fr-HS
 55 Davoan Hawkins DL 6-2 293 Fr-RS
 56 Kash Daniel LB 6-1 226 Sr-3L
 58 Alex King OLB 6-3 249 So-1L
 59 Kordell Looney DT 6-3 292 Jr-2L
 60 Quintin Wilson C 6-1 302 Fr-RS
 61 Austin Dotson OT 6-6 324 So-1L
 62 Tyler Couch OL 6-1 276 So-Sq
 63 Alex Bascom DE 6-5 260 Fr-HS
 64 Richard Bascom DE 6-5 260 Fr-HS
 66 Naasir Watkins OL 6-5 302 So-1L
 67 Landon Young OT 6-7 321 Jr-2L
 68 Kenneth Horsey OL 6-3 321 Fr-RS
 69 Collin Hartmann DE 6-4 281 So-Sq
 70 Darian Kinnard OL 6-5 325 So-1L
 71 Logan Stenberg OG 6-6 321 Sr-3L
 72 Sawyer Carrier C 6-5 250 Fr-HS
 73 Matthew Napier OT 6-6 332 So-Sq
 74 Ryan Bryant OG 6-5 285 Fr-HS
 75 Eli Cox OL 6-4 308 Fr-HS
 76 Jake Pope OT 6-7 293 Fr-HS
 77 Mason Wolfe OT 6-6 323 Sr-2L
 78 Nick Lewis OT 6-9 354 Fr-RS
 79 Luke Fortner OT 6-6 305 Jr-2L
 80 Brenden Bates TE 6-4 256 Fr-RS
 81 Isaiah Epps WR 6-2 191 Jr-2L
 82 Tae Tae Crumes WR 6-1 172 Fr-HS
 83 Justin Rigg TE 6-6 263 Jr-2L
 84 B.J. Alexander WR 6-3 192 Fr-RS
 85 Bryce Oliver WR 6-1 208 Fr-RS
 86* DeMarcus Harris WR 6-1 176 Fr-HS
 86* Grant McKinniss P 6-1 192 Sr-2L
 87 Nik Ognenovic TE 6-5 228 Fr-HS
 88 Keaton Upshaw TE 6-6 255 Fr-RS
 89 Allen Dailey Jr. WR 6-3 204 So-1L
 90 T.J. Carter DE 6-4 287 Sr-3L
 91 Calvin Taylor Jr. DE 6-9 311 Sr-2L
 92 Phil Hoskins DL 6-5 310 Sr-2L
 93* Max Duffy P 6-1 194 Jr-1L
 93* Qua Mahone DL 6-3 300 Fr-RS
 94* Abule Abadi-Fitzgerald DT 6-6 290 So-Sq
 94* Colin Goodfellow P 6-2 223 Jr-Sq
 95* Quinton Bohanna NG 6-4 361 Jr-2L
 95* Lance Butler K 6-1 175 Fr-HS
 96* Isaiah Gibson DL 6-3 295 Fr-HS
 96* Matt Ruffolo K 5-11 213 Jr-Sq
 97 Ben Logsdon K 6-4 186 Sr-Tr
 98 Cavon Butler DL 6-3 304 Fr-HS

Jonesboro, Ga. (Jonesboro)
 Detroit, Mich. (Oak Park)
 Lake Cormorant, Miss. (Lake Cormorant)
 Versailles, Ky. (Woodford County)
 Duluth, Ga. (Peachtree Ridge)
 Louisville, Ky. (St. Xavier HS)
 Lauderhill, Fla. (Chaminade-Madonna)
 Paintsville, Ky. (Paintsville)
 Mason, Ohio (William Mason)
 Springfield, Ohio (Springfield)
 Cincinnati, Ohio (Turpin)
 Belfry, Ky. (Belfry)
 Paintsville, Ky. (Paintsville)
 Louisville, Ky. (St. Xavier)
 Louisville, Ky. (St. Xavier)
 Laurel, Md. (Our Lady of Good Counsel)
 Lexington, Ky. (Lafayette)
 Sanford, Fla. (Sanford Seminole)
 Somerset, Ky. (Somerset)
 Knoxville, Tenn. (St. Ignatius - Ohio)
 Madison, Ala. (James Clemens)
 Stanford, Ky. (Lincoln County)
 Nicholasville, Ky. (East Jessamine)
 Ashland, Ky. (Ashland Blazer)
 Nicholasville, Ky. (West Jessamine)
 Fort Lauderdale, Fla. (St. Thomas Aquinas)
 Henderson, Ky. (Henderson County)
 Jacksonville, Fla. (The Bolles School)
 Sylvania, Ohio (Sylvania Northview)
 Cincinnati, Ohio (Archbishop Moeller)
 Jenks, Okla. (Jenks)
 Louisville, Ky. (Butler)
 Springboro, Ohio (Springboro)
 Miami Gardens, Fla. (Chaminade-Madonna)
 Fort Lauderdale, Fla. (Dillard)
 Vero Beach, Fla. (Vero Beach)
 Findlay, Ohio (Findlay)
 Fort Lauderdale, Fla. (Cardinal Gibbons)
 Lima, Ohio (Lima Senior)
 Pinson, Ala. (Pinson Valley)
 Mableton, Ga. (Whitefield Academy)
 Augusta, Ga. (Augusta Christian)
 Toledo, Ohio (Highland CC/Whitmer)
 Perth, Australia (Curtin Univ./Kent Street)
 Jordan City, Ga. (Manchester)
 Lakeland, Fla. (Victory Christian Academy)
 Cleveland, Ohio (St. Ignatius)
 Cordova, Tenn. (Cordova)
 Paducah, Ky. (Paducah Tilghman)
 Springfield, Ohio (Springfield)
 Centerville, Ohio (Archbishop Alter)
 Louisville, Ky. (Centre/St. Xavier)
 Toledo, Ohio (Whitmer)

PRONUNCIATION GUIDE

Abule (**ah-BOO-lay**) Abadi (**ah-BODY**) Fitzgerald
 Tyrell Ajian (**a-jun**)
 Zac Berezowitz: Berezowitz (**BREZ-o-wits**)
 Lynn Bowden (**BO-den** – long "o sound")
 Cavon Butler (**cuh-VON**)
 Yusuf (**YOU-suf**) Corker
 Jamin (**JAY-min**) Davis
 Taj (**same as "Taj Mahal"**) Dodon
 Jalen Geiger (**GI-ger**)
 Davoan (**day-VEE-on**) Hawkins
 Patrick Henschen (**HEN-chen**)

Kolbe (**kol-bee**) Langhi (**lang-EE**)
 Qua (**quay**) Mahone
 Quandre (**QUAN-dray**) Mosley
 Nik Ognenovic (**Oh-GEN-oh-vick**)
 Davonte (**da-VON-tay**) Robinson
 Kavosiey (**kah-VAH-see-ay**) Smoke
 Drew Schlegel (**SHLAY-gul**)
 Clevan (**clea-VAN** – like the van you drive) Thomas
 Naasir (**nah-SEER**) Watkins
 Tra (**trey**) Wilkins





HEAD COACH MARK STOOPS / SEVENTH SEASON / IOWA, 1989



No. 1, Mark Stoops, Kentucky

Kentucky might have gone bowling last year [2017], but absolutely no one outside of the biggest blue die-hards could've seen what was coming ... Stoops put together a masterpiece. Ten wins, a victory over Florida for the first time since 1986, a 46-point blowout over Louisville, and a Citrus Bowl win over Penn State – it was a special coaching job.

So wrote Pete Fiutak of CollegeFootballNews.com, who put Mark Stoops atop his list of the nation's best coaching performances of the 2018 season.

Early on, one could sense that the '18 campaign could be special when Stoops' troops won at Florida -- the Wildcats' first victory over the Gators in 32 years -- resulting in UK being named the National Team of the Week by the Football Writers Association of America.

Kentucky went on to win five Southeastern Conference games, including a 28-7 win over No. 14-ranked Mississippi State and a miraculous comeback at Missouri, as Stoops posted UK's first winning SEC record in 41 years.

The regular season concluded with a 56-10 win at in-state rival Louisville, the largest margin of victory in the history of the Governor's Cup series.

A season that featured five victories considered upsets by the experts was fittingly finished with the finale -- a 27-24 triumph over favored, No. 12-ranked Penn State in the VRBO Citrus Bowl.

All totaled, the 10-3 record was Kentucky's best season since 1977 and only the third 10-win season in school history. UK was No. 11 in the final *USA Today* coaches' poll and No. 12 in the final Associated Press tabulation, the school's first appearance in the final rankings since 1984.

Stoops was well-recognized for Kentucky's breakthrough season. In addition to the No. 1 listing from CollegeFootballNews.com, he was named SEC Coach of the Year by the league coaches, Athlon Sports and The Associated Press. His name also appeared on watch lists for National Coach of the Year honors.

Stoops' individual accolades also extended to his players. Linebacker Josh Allen earned three National Defensive Player of the Year Awards and was a unanimous first-team All-American.



STOOPS AND CO. MAKING A HIT IN RECRUITING

In six seasons at the helm of the Kentucky football program, head coach Mark Stoops and his staff have been making noise on the recruiting trail. Kentucky's seven classes under Stoops have ranked in the top 50 by all four major recruiting services. Below is a look at UK's recruiting success under Stoops and Co.

Outlet	2013	2014	2015	2016	2017	2018	2019
Rivals	#29	#17	#35	#29	#26	#30	#30
ESPN	#36	#20	#43	#34	#30	#36	#36
247Sports	#41	#23	#38	#34	#29	#38	#34
Scout.com	#38	#21	#45	#39	#35	#44	#34



Offensive guard Bunchy Stallings also was a first-team All-American and running back Benny Snell earned second-team All-American while becoming UK's all-time leading rusher.

The 2018 season continued a remarkable trend – since Stoops took over as coach of the Cats in 2013, UK is the only school in the nation that has tied or improved its win total in each of the last six seasons.

That steady progression has culminated in multiple achievements:

- From 2016-18, UK won at least seven games and finished at least .500 in the Southeastern Conference each season. It's the first time UK won seven games and finished at least .500 in the league in three consecutive seasons since 1949-51.
- The Wildcats placed second in the SEC Eastern Division in 2016 and 2018, the team's best finishes since the league split into divisions in 1992.
- UK's 2016-17-18 bowl appearances are only the third time in school history that the Cats have advanced to a bowl in at least three consecutive seasons.
- UK won three road games in both 2017 and '18. It's the first time UK has won

three road games in back-to-back seasons since 1949-50.

How has Stoops accomplished all of this? The coach would tell you that there's been nothing magical about the process.

True to his blue-collar roots in Youngstown, Ohio, the methodical advancement made by Stoops' teams is a reflection of the coach's rock-steady work ethic, tireless recruiting, and ability to adapt.

Stoops' ability to adjust when necessary shone its brightest at the beginning of the 2016 season. After losing the first two games of the schedule, and seeing his starting quarterback out for the season with an injury, and seeing his defense struggle in the early stages, Stoops didn't retreat. The Wildcat coach chose determination over despair and went back to work, revising the offense for a new QB while becoming more involved in helping coach the defense.

The results? The Wildcats went 7-3 in the last 10 regular-season games, topped by a win at No. 11-ranked Louisville. Stoops was named 2016 SEC Coach of the Year runner-up by Athlon Sports. That was the beginning of a turnaround which resulted in three straight bowl games and culminated in the VRBO

Citrus Bowl victory – representing UK's first New Year's Day bowl game in 20 years.

Stoops came to Kentucky from Florida State, where he was defensive coordinator from 2010-12. He inherited a unit ranked 108th in the nation in total defense and turned it into one of the nation's best. In the 2012 season, the Seminoles were second in the nation in total defense, allowing 254.1 yards per game, and sixth nationally in scoring defense at 14.7 points per game. Playing well against the run and the pass, FSU was third in the country in rushing defense and led the nation in pass defense. FSU led the ACC in seven defensive categories. Stoops also coached the defensive backs under head coach Jimbo Fisher.

Eight Seminoles on defense earned 2012 All-ACC honors, including four first-team selections, highlighted by one of the nation's top defensive end duos in Bjoern Werner and Corneliuss Carradine, who combined for 24 sacks and 31 tackles for loss. Werner was a finalist for the 2012 Bronko Nagurski Award as the National Defensive Player of the Year and was among the national leaders in sacks with 13. Stoops also coached cornerback Ronald Darby to ACC Defensive Rookie of the Year.

The Seminoles' prowess was a continuation of the 2011 season, when Stoops' defenders led the nation in fewest yards allowed per carry (2.3), ranked fourth in the nation in total defense (275 yards per game), second in rushing defense (82.7 ypg), fourth in scoring defense (15.1 points per game), and eighth in tackles for loss (8.6 per game) and quarterback sacks (3.1 per game). FSU led the ACC in eight defensive categories.

Stoops overhauled the Florida State defense in 2010, his first season as defensive coordinator. The Seminoles gave up 19.6 points per game, third-best in the ACC and 20th nationally. FSU ranked 42nd nationally in total defense that season; in contrast, the



team was 108th nationally in total defense and 94th in scoring defense in 2009, the year before Stoops' arrival. FSU improved its overall defense by more than 80 yards per game, primarily by limiting opponents to 75 fewer rushing yards per game. The Seminoles ranked third in the nation in quarterback sacks and were 21st in tackles for loss. In the secondary, Stoops coached Xavier Rhodes to ACC Defensive Rookie of the Year honors and National Defensive Freshman of the Year accolades.

During Stoops' three seasons, FSU went 10-4, 9-4 and 12-2, including wins over South Carolina in the 2010 Chick-fil-A Bowl, Notre Dame in the 2011 Champs Sports Bowl and Northern Illinois in the 2013 Orange Bowl.

Stoops was defensive coordinator and DBs coach at Arizona from 2004-09, working for his brother, Mike, who was head coach of the Wildcats. During Mark's time there, Arizona's records improved steadily, going 3-8, 3-8, 6-6, 5-7, 8-5 and 8-5. The Wildcats advanced to the Las Vegas Bowl and Holiday Bowl during the last two years. Mark and Mike are also brothers of Bob Stoops, who retired in 2017 after 18 years as the Oklahoma head coach. The eldest Stoops brother, Ron Jr., is special teams coordinator at Youngstown State.

Stoops inherited an Arizona unit that was 109th in the nation in total defense and 107th in scoring defense in 2003, the year before he arrived. By the end of his term at Arizona, the Wildcats ranked in the nation's top 25 in total defense his final two sea-

Most Wins By A Head Coach, School History

1. 60 Paul "Bear" Bryant (1946-1953)
2. 47 Fran Curci (1973-1981)
3. **42 Mark Stoops (2013-Present)**
4. 41 Jerry Claiborne (1982-1989)
4. 41 Blanton Collier (1954-1961)
6. 39 Rich Brooks (2003-2009)
7. 32 Harry Gamage (1927-1933)
8. 26 Bill Curry (1990-1996)

Most Wins By A Head Coach At Kroger Field

1. 32 Jerry Claiborne (1982-1989)
2. **31 Mark Stoops (2013-Present)**
3. 29 Fran Curci (1973-1981)
4. 25 Rich Brooks (2003-2009)
5. 21 Bill Curry (1990-1996)

sons and ranked as high as 33rd in scoring defense.

Prior to Arizona, Stoops coached the defensive backs three years at Miami (Fla.). The 2001 national champion Hurricanes led the nation in pass efficiency defense, scoring defense and turnover margin. That team also established a school record with 27 interceptions and 45 total takeaways.

Stoops' 2002 secondary led the nation in pass defense and pass efficiency defense. Despite having to replace all four starters in the defensive backfield, the 2003 team led the nation in pass defense. In his three seasons, Miami went 35-3, including the 12-0 Rose Bowl title campaign, plus appearances in the Fiesta and Orange bowls. Ten Miami defensive backs who played at least one season under Stoops were eventually selected in the National Football League draft – seven in the first round.

STOOPS VS. ALL OPPONENTS

Opponent	Record
Alabama	0-2
Alabama State	1-0
Arkansas	1-0
Auburn	0-1
Austin Peay	1-0
Central Michigan	1-0
Charlotte	1-0
Eastern Kentucky	2-0
Eastern Michigan	2-0
Florida	1-6
Georgia	0-7
Georgia Tech	0-1
Louisiana-Lafayette	1-0
Louisiana-Monroe	1-0
Louisville	2-4
LSU	0-1
Miami (Ohio)	1-0
Middle Tennessee	1-0
Mississippi State	2-5
Missouri	5-2
Murray State	1-0
New Mexico State	1-0
Northwestern	0-1
Ohio	1-0
Ole Miss	0-1
Penn State	1-0
South Carolina	5-2
Southern Miss	1-1
Tennessee	1-6
Tennessee-Martin	2-0
Texas A&M	0-1
Toledo	1-0
Vanderbilt	5-2
Western Kentucky	0-1
Totals:	42-44

Stoops got his first experience in leading a defense as co-defensive coordinator at Houston in the 2000 season. He coached the secondary at Wyoming from 1997-99 and the Cowboys notched three straight winning





THE MARK STOOPS COACHING FILE

Year	School	Position	W-L	Bowl
1990	Iowa	Graduate Assistant	8-4	Rose
1991	Iowa	Graduate Assistant	10-1-1	Holiday
1992-95	Nordonia HS	Defensive Backs		
1996	South Florida	Defensive Backs	0-0	
1997	Wyoming	Defensive Backs	7-6	
1998	Wyoming	Defensive Backs	8-3	
1999	Wyoming	Defensive Backs	7-4	
2000	Houston	Co-Defensive Coord., Safeties	3-8	
2001	Miami (Fla.)	Defensive Backs	12-0	Rose
2002	Miami (Fla.)	Defensive Backs	12-1	Fiesta
2003	Miami (Fla.)	Defensive Backs	11-2	Orange
2004	Arizona	Defensive Coordinator, DBs	3-8	
2005	Arizona	Defensive Coordinator, DBs	3-8	
2006	Arizona	Defensive Coordinator, DBs	6-6	
2007	Arizona	Defensive Coordinator, DBs	5-7	
2008	Arizona	Defensive Coordinator, DBs	8-5	Las Vegas
2009	Arizona	Defensive Coordinator, DBs	8-5	Holiday
2010	Florida State	Defensive Coordinator, DBs	10-4	Chick-fil-A
2011	Florida State	Defensive Coordinator, DBs	9-4	Champs Sports
2012	Florida State	Defensive Coordinator, DBs	12-2	Orange
2013	Kentucky	Head Coach	2-10	
2014	Kentucky	Head Coach	5-7	
2015	Kentucky	Head Coach	5-7	
2016	Kentucky	Head Coach	7-6	TaxSlayer
2017	Kentucky	Head Coach	7-6	Music City
2018	Kentucky	Head Coach	10-3	Citrus
2019	Kentucky	Head Coach	6-5	

seasons. A highlight of his time there was a school-record 24 interceptions in the '97 season. His first full-time coaching job was in 1996 at South Florida, helping USF in the start-up of its program before the Bulls had their first kickoff in '97.

Stoops has recruited and developed numerous outstanding defensive backs, many of whom went on to National Football League careers. Among the notables are Antoine Cason and Michael Johnson at Arizona, Miami's Philip Buchanon, Kelly Jennings, Brandon Meriweather, Ed Reed, Antrel Rolle, Mike Rumph and Sean Taylor and Wyoming's Brian Lee.

Stoops was raised in Youngstown, Ohio. As did brothers Bob and Mike, Mark played in the secondary at the University of Iowa for Hall of Fame coach Hayden Fry. He participated in four bowl games as a player. Fry hired Stoops as a graduate assistant coach at Iowa in the 1990 and '91 seasons. The Hawkeyes won the 1990 Big Ten title and played in the Rose Bowl, duplicating feats Stoops also achieved as a player. Stoops went on to coach four years in high school before entering the collegiate ranks.

Mark and his wife, Chantel, have two sons, Will and Zack.



ASSISTANT COACHES



STEVE CLINKSCALE DEFENSIVE BACKS

Clinkscale has a huge rebuilding process following the departure of the top five defensive backs from last season, including all four starters. Safeties Davonte Robinson, Jordan Griffin, Tyrell Ajian and Yusuf Corker all have game experience.

2001-06	Ashland	Defensive Backs
2007	Ashland	Linebackers
2008	Western Carolina	Defensive Backs
2009	Toledo	Cornerbacks
2010-11	Toledo	Special Teams Coordinator, Cornerbacks
2012	Illinois	Cornerbacks
2013-14	Cincinnati	Defensive Backs
2015	Cincinnati	Co-Defensive Coordinator, Defensive Backs
2016-present	Kentucky	Defensive Backs



Brad White



DARIN HINSHAW CO-OFFENSIVE COORDINATOR/ QUARTERBACKS

Hinshaw has worked with Eddie Gran on an offense that has generated 2,000 rushing yards and 2,000 passing yards in three consecutive seasons, the first time in school history that has been accomplished. Under Hinshaw's guidance Terry Wilson helped lead the Wildcats to 10 wins last season, a school record for a first-year starting quarterback.

1999	Central Florida	Graduate Assistant
2000	Central Florida	Quarterbacks
2001-02	Middle Tennessee	Running Backs
2003-05	Middle Tennessee	Co-Offensive Coordinator
2006	Georgia Southern	Offensive Coordinator, Quarterbacks
2007-09	Memphis	Wide Receivers
2010-11	Tennessee	Quarterbacks
2012	Tennessee	Wide Receivers
2013-15	Cincinnati	Passing Game Coordinator, Quarterbacks
2016-present	Kentucky	Co-Offensive Coordinator, Quarterbacks



EDDIE GRAN ASSISTANT HEAD COACH FOR OFFENSE/RUNNING BACKS

UK has had more than 2,000 rushing yards and 2,000 passing yards in all three seasons under Gran, the first time in school history that has been accomplished. However, only four starters return on the UK attack, and all-time leading rusher Benny Snell Jr. must be replaced.

1987-88	California Lutheran	Wide Receivers
1989	Southeast Missouri	Running Backs
1989	East Carolina	Graduate Assistant
1990-91	Miami (Fla.)	Graduate Assistant
1992-93	Cincinnati	Wide Receivers
1994	Idaho State	Wide Receivers
1995-98	Ole Miss	Special Teams Coordinator, Running Backs
1999-2008	Auburn	Special Teams Coordinator, Running Backs
2009	Tennessee	Special Teams Coordinator, Running Backs
2010-12	Florida State	Associate Head Coach, Offensive Coordinator, Running Backs
2013-15	Cincinnati	Offensive Coordinator, Running Backs
2016-present	Kentucky	Assistant Head Coach for Offense, Running Backs



DEAN HOOD SPECIAL TEAMS COORDINATOR/ DEFENSIVE BACKS

During Hood's two seasons, UK special teams have turned in solid -- and often spectacular -- performances. Kick return ace Lynn Bowden, punter Max Duffy and kicker Chance Poore return this season. On defense, Hood will work with Steve Clinkscale to help rebuild a secondary that lost its top five players.

1987-88	Fairmont (W.Va.)	Secondary Coach
1989	Colgate	Assistant Secondary Coach
1990-93	Glenville State (W.Va.)	Defensive Coordinator/Assistant Head Coach
1994-96	Eastern Kentucky	Secondary Coach
1997-98	Eastern Kentucky	Defensive Coordinator/ Secondary Coach
1999-2000	Ohio	Secondary Coach
2001-07	Wake Forest	Defensive Coordinator/Secondary Coach
2008-15	Eastern Kentucky	Head Coach
2016	Charlotte	Assistant Head Coach/Special Teams Coordinator/Tight Ends
2017	Kentucky	Special Teams Coord./Outside Linebackers
2018-present	Kentucky	Special Teams Coord./Defensive Backs



Eddie Gran



2019 GAME NOTES



DERRICK LeBLANC

DEFENSIVE LINE

LeBlanc's maturing defensive line totaled 23.5 tackles for loss and 9.5 quarterback sacks last season, well up from 2017. A deep rotation was the strength of the unit last season, and returning for this year are noseguard Quinton Bohanna and Marquan McCall, tackle Phil Hoskins and ends Calvin Taylor Jr., T.J. Carter and Kordell Looney.

2000	LSU	Defensive Graduate Assistant/ Defensive Line
2001-04	Henderson State	Defensive Line
2005	Arkansas Tech	Defensive Line
2006-07	Missouri State	Defensive Line
2008-11	LSU	Assistant Strength & Conditioning Coord.
2012	Wyoming	Defensive Line
2013-14	Southern Miss	Defensive Line
2016	North Texas	Defensive Line
2017-present	Kentucky	Defensive Line



VINCE MARROW

ASSOCIATE HEAD COACH/TIGHT ENDS/RECRUITING COORDINATOR

For the first time since 2014, Marrow goes into the season without the services of reliable tight end C.J. Conrad. However, Marrow is excited about long-time backup Justin Rigg and talented young players Brenden Bates and Keaton Upshaw as well as freshman Nik Ognenovic.

2005-06	Berlin (NFL Europe)	Tackles, Tight Ends
2006-07	Rhein (NFL Europe)	Tackles, Tight Ends
2008	Toledo	Tight Ends
2009	Holland HS	Head Coach
2010	Omaha (United Football League)	Tight Ends
2011-12	Nebraska	Graduate Assistant / Tight Ends
2013	Kentucky	Tight Ends
2014-18	Kentucky	Tight Ends, Recruiting Coordinator
2019-present	Kentucky	Associate Head Coach/Tight Ends



JOHN SCHLARMAN

OFFENSIVE LINE

Schlarmann's line paved the way for the Wildcats to win 10 games and help Benny Snell Jr., become UK's all-time leading rusher. Three starters have departed, including All-America guard Bunchy Stallings, but senior guard Logan Stenberg, junior center Drake Jackson and junior tackle Landon Young (injured in '18) are back to lead the way.

1998-99	Bourbon County HS	Defensive Line
2000-01	Kentucky	Graduate Assistant / Offensive Line
2002	Kentucky	Graduate Assistant / Tight Ends, Offensive Line
2003-04	Campbell County HS	Head Coach
2005-06	Newport HS	Head Coach
2007-09	Troy	Offensive Line
2010-12	Troy	Offensive Line, Running Game Coordinator
2013-present	Kentucky	Offensive Line



MICHAEL SMITH

WIDE RECEIVERS

In Smith's first year at Kentucky, he helped develop Lynn Bowden Jr. into one of the best wide receivers in the SEC. He caught 67 passes and was named All-SEC as an all-purpose player. Young receivers must emerge this season to add variety to the receiver corps.

1993	Kansas State	Student Assistant
1995-96	Kansas State	Graduate Assistant
1997-2005	Kansas State	Running Backs
2006	Rice	Running Backs
2007	Arizona	Running Backs
2008	Arizona	Inside Wide Receivers
2009-12	Kansas State	Wide Receivers
2013-17	Arkansas	Wide Receivers
2018-present	Kentucky	Wide Receivers



JON SUMRALL

INSIDE LINEBACKERS

Jon Sumrall returned to his alma mater in 2019 to coach the inside linebackers. Sumrall inherits senior Kash Daniel who leads the unit from middle linebacker. A pair of sophomores showed great potential last season, Chris Oats and DeAndre Square, and are the starting the season making impressive plays from the weakside and as a backup to Daniel.

2005-06	Kentucky	Graduate Assistant
2007-09	San Diego	Defensive Line, Recruiting Coordinator
2010	San Diego	Co-Defensive Coordinator, Linebackers
2011	San Diego	Asst. Head Coach, Co-Defensive Coordinator, Linebackers
2012-13	Tulane	Defensive Line
2014	Tulane	Assistant Linebackers
2015-17	Troy	Special Teams Coordinator, Linebackers
2018	Ole Miss	Linebackers
2019-present	Kentucky	Inside Linebackers



BRAD WHITE

DEFENSIVE COORDINATOR/ OUTSIDE LINEBACKERS

White was promoted to defensive coordinator in February and faces a big challenge with only four starters returning from last season. In his first year at UK, White developed Josh Allen into UK's all-time leading pass rusher and winner of three National Defensive Player of the Year honors - Bednarik Award, Nagurski Award and Lott Trophy.

2007-08	Wake Forest	Defensive Graduate Assistant
2009	Murray State	Safeties
2010-11	Air Force	Inside Linebackers
2012-13	Indianapolis (NFL)	Defensive Quality Control
2014	Indianapolis (NFL)	Assistant Linebackers
2015-17	Indianapolis (NFL)	Outside Linebackers
2018	Kentucky	Outside Linebackers
2019	Kentucky	Defensive Coordinator/Outside Linebackers

The Automated ScoreBook
Kentucky Wildcats Game Results (as of Nov 24, 2019)
All games

Date	Opponent	Score	Overall	Conference	Time	Attend
Aug 31, 2019	TOLEDO ROCKETS	W 38-24	1-0	0-0	3:24	54610
Sep 07, 2019	EASTERN MICHIGAN	W 38-17	2-0	0-0	3:34	55240
* Sep 14, 2019	#9 FLORIDA	L 21-29	2-1	0-1	3:32	63076
* Sep 21, 2019	at Mississippi State	L 13-28	2-2	0-2	3:19	54556
* Sep 28, 2019	at South Carolina	L 7-24	2-3	0-3	3:22	80828
* Oct 12, 2019	ARKANSAS	W 24-20	3-3	1-3	3:02	57060
* Oct 19, 2019	at #10 Georgia	L 0-21	3-4	1-4	3:01	92746
* Oct 26, 2019	MISSOURI	W 29-7	4-4	2-4	3:08	48446
* Nov 09, 2019	TENNESSEE	L 13-17	4-5	2-5	3:15	56760
* Nov 16, 2019	at Vanderbilt	W 38-14	5-5	3-5	3:17	23288
Nov 23, 2019	UT MARTIN	W 50-7	6-5	3-5	3:06	41495

The Automated ScoreBook
Kentucky Wildcats Overall Team Statistics (as of Nov 24, 2019)
All games

Team Statistics	UK	OPP
SCORING	271	208
Points Per Game	24.6	18.9
Points Off Turnovers	55	57
FIRST DOWNS	214	188
Rushing	134	79
Passing	62	90
Penalty	18	19
RUSHING YARDAGE	2776	1610
Yards gained rushing	2990	1905
Yards lost rushing	214	295
Rushing Attempts	478	359
Average Per Rush	5.8	4.5
Average Per Game	252.4	146.4
TDs Rushing	27	19
PASSING YARDAGE	1401	1963
Comp-Att-Int	121-242-7	180-312-7
Average Per Pass	5.8	6.3
Average Per Catch	11.6	10.9
Average Per Game	127.4	178.5
TDs Passing	8	6
TOTAL OFFENSE	4177	3573
Total Plays	720	671
Average Per Play	5.8	5.3
Average Per Game	379.7	324.8
KICK RETURNS: #-Yards	16-382	10-159
PUNT RETURNS: #-Yards	16-126	9-84
INT RETURNS: #-Yards	7-97	7-146
KICK RETURN AVERAGE	23.9	15.9
PUNT RETURN AVERAGE	7.9	9.3
INT RETURN AVERAGE	13.9	20.9
FUMBLES-LOST	20-11	23-9
PENALTIES-Yards	67-581	65-579
Average Per Game	52.8	52.6
PUNTS-Yards	45-2200	56-2470
Average Per Punt	48.9	44.1
Net punt average	45.2	39.4
KICKOFFS-Yards	53-3279	44-2718
Average Per Kick	61.9	61.8
Net kick average	40.5	38.3
TIME OF POSSESSION/Game	32:34	27:26
3RD-DOWN Conversions	54/141	55/139
3rd-Down Pct	38%	40%
4TH-DOWN Conversions	10/22	3/13
4th-Down Pct	45%	23%
SACKS BY-Yards	26-175	16-89
MISC YARDS	0	0
TOUCHDOWNS SCORED	36	27
FIELD GOALS-ATTEMPTS	7-12	7-9
ON-SIDE KICKS	0-1	1-2
RED-ZONE SCORES	(27-35) 77%	(23-30) 77%
RED-ZONE TOUCHDOWNS	(23-35) 66%	(18-30) 60%
PAT-ATTEMPTS	(32-36) 89%	(25-25) 100%
ATTENDANCE	376687	251418
Games/Avg Per Game	7/53812	4/62854
Neutral Site Games		0/0

Score by Quarters	1st	2nd	3rd	4th	OT	Total
Kentucky Wildcats	49	94	62	66	0	271
Opponents	49	36	55	68	0	208

The Automated ScoreBook
 Kentucky Wildcats Overall Individual Statistics (as of Nov 24, 2019)
 All games

Rushing	gp-gs	att	gain	loss	net	avg	td	lg	avg/g
Lynn Bowden Jr.	11-11	129	996	45	951	7.4	7	58	86.5
Asim Rose	11-11	132	761	37	724	5.5	5	63	65.8
Kavosiey Smoke	11-0	95	547	13	534	5.6	6	40	48.5
Chris Rodriguez Jr.	11-0	56	395	5	390	7.0	4	44	35.5
Travis Tisdale	2-0	5	60	3	57	11.4	1	53	28.5
Tyler Markray	1-0	2	52	0	52	26.0	1	45	52.0
Terry Wilson	3-3	17	67	23	44	2.6	1	15	14.7
Max Duffy	11-0	1	26	0	26	26.0	0	26	2.4
Walker Wood	2-0	3	22	0	22	7.3	0	10	11.0
Josh Ali	11-11	2	6	0	6	3.0	0	3	0.5
Akeem Hayes	7-0	1	2	0	2	2.0	0	2	0.3
Justin Rigg	11-10	0	0	0	0	0.0	1	0	0.0
Clevan Thomas Jr.	11-5	2	1	6	-5	-2.5	0	1	-0.5
Sawyer Smith	8-3	24	55	66	-11	-0.5	1	15	-1.4
Team	6-0	9	0	16	-16	-1.8	0	0	-2.7
Total	11	478	2990	214	2776	5.8	27	63	252.4
Opponents	11	359	1905	295	1610	4.5	19	76	146.4

Passing	gp-gs	effic	comp-att-int	pct	yds	td	lg	avg/g
Sawyer Smith	8-3	94.53	57-125-5	45.6	690	4	54	86.2
Lynn Bowden Jr.	11-11	96.64	28-60-2	46.7	326	2	44	29.6
Terry Wilson	3-3	134.31	33-52-0	63.5	360	2	40	120.0
Walker Wood	2-0	108.67	2-3-0	66.7	15	0	8	7.5
Asim Rose	11-11	184.00	1-1-0	100.0	10	0	10	0.9
Josh Ali	11-11	0.00	0-1-0	0.0	0	0	0	0.0
Total	11	103.75	121-242-7	50.0	1401	8	54	127.4
Opponents	11	112.40	180-312-7	57.7	1963	6	74	178.5

Receiving	gp-gs	no.	yds	avg	td	lg	avg/g
Lynn Bowden Jr.	11-11	30	348	11.6	1	39	31.6
Josh Ali	11-11	19	181	9.5	2	20	16.5
Ahmad Wagner	10-9	15	254	16.9	2	54	25.4
Asim Rose	11-11	11	67	6.1	0	13	6.1
Justin Rigg	11-10	10	112	11.2	0	31	10.2
Clevan Thomas Jr.	11-5	9	90	10.0	1	40	8.2
Keaton Upshaw	11-2	7	78	11.1	1	19	7.1
Allen Dailey Jr.	10-2	7	75	10.7	0	17	7.5
Bryce Oliver	10-0	6	111	18.5	1	44	11.1
Kavosiey Smoke	11-0	2	26	13.0	0	28	2.4
Terry Wilson	3-3	1	32	32.0	0	32	10.7
Drew Schlegel	11-0	1	12	12.0	0	12	1.1
Nik Ognenovic	2-0	1	8	8.0	0	8	4.0
Akeem Hayes	7-0	1	5	5.0	0	5	0.7
Chris Rodriguez Jr.	11-0	1	2	2.0	0	6	0.2
Total	11	121	1401	11.6	8	54	127.4
Opponents	11	180	1963	10.9	6	74	178.5

Punt Returns	no.	yds	avg	td	lg
Josh Ali	11	71	6.5	0	19
Lynn Bowden Jr.	4	53	13.2	0	29
Joshua Paschal	1	2	2.0	0	0
Total	16	126	7.9	0	29
Opponents	9	84	9.3	0	42

Interceptions	no.	yds	avg	td	lg
Quandre Mosely	1	39	39.0	0	39
DeAndre Square	1	3	3.0	0	3
Jamin Davis	1	0	0.0	0	0
Yusuf Corker	1	0	0.0	0	0
Jordan Griffin	1	15	15.0	0	15
Tyrell Ajian	1	22	22.0	0	22
Kash Daniel	1	18	18.0	0	18
Total	7	97	13.9	0	39
Opponents	7	146	20.9	1	72

Kick Returns	no.	yds	avg	td	lg
Lynn Bowden Jr.	8	200	25.0	0	37
Zach Johnson	4	125	31.2	0	58
Chris Rodriguez Jr.	2	37	18.5	0	20
Kavosiey Smoke	1	17	17.0	0	17
Drew Schlegel	1	3	3.0	0	3
Total	16	382	23.9	0	58
Opponents	10	159	15.9	0	37

Fumble Returns	no.	yds	avg	td	lg
Yusuf Corker	0	0	0.0	1	0
Total	0	0	0.0	1	0
Opponents	4	72	18.0	1	67

The Automated ScoreBook
Kentucky Wildcats Overall Individual Statistics (as of Nov 24, 2019)
All games

Scoring	td	fg	PAT				dpx	saf	pts
			kick	rush	rcv	pass			
Lynn Bowden Jr.	8	-	-	-	-	-	-	48	
Chance Poore	-	5-9	24-26	-	-	-	-	39	
Kavosiey Smoke	6	-	-	-	-	-	-	36	
Asim Rose	5	-	-	-	-	-	-	30	
Chris Rodriguez Jr.	4	-	-	-	-	-	-	24	
Matt Ruffolo	-	2-3	8-10	-	-	-	-	14	
Ahmad Wagner	2	-	-	-	-	-	-	12	
Josh Ali	2	-	-	-	-	-	-	12	
Travis Tisdale	1	-	-	-	-	-	-	6	
Sawyer Smith	1	-	-	-	-	-	-	6	
Keaton Upshaw	1	-	-	-	-	-	-	6	
Clevan Thomas Jr.	1	-	-	-	-	-	-	6	
Justin Rigg	1	-	-	-	-	-	-	6	
Bryce Oliver	1	-	-	-	-	-	-	6	
Yusuf Corker	1	-	-	-	-	-	-	6	
Tyler Markray	1	-	-	-	-	-	-	6	
Terry Wilson	1	-	-	-	-	-	-	6	
Team	-	-	-	-	-	-	1	2	
Total	36	7-12	32-36	-	-	-	- 1	271	
Opponents	27	7-9	25-25	0-1	-	0-1	-	208	

Total Offense	g	plays	rush	pass	total	avg/g
Lynn Bowden Jr.	11	189	951	326	1277	116.1
Asim Rose	11	133	724	10	734	66.7
Sawyer Smith	8	149	-11	690	679	84.9
Kavosiey Smoke	11	95	534	0	534	48.5
Terry Wilson	3	69	44	360	404	134.7
Chris Rodriguez Jr.	11	56	390	0	390	35.5
Travis Tisdale	2	5	57	0	57	28.5
Tyler Markray	1	2	52	0	52	52.0
Walker Wood	2	6	22	15	37	18.5
Max Duffy	11	1	26	0	26	2.4
Josh Ali	11	3	6	0	6	0.5
Akeem Hayes	7	1	2	0	2	0.3
Clevan Thomas Jr.	11	2	-5	0	-5	-0.5
Team	6	9	-16	0	-16	-2.7
Total	11	720	2776	1401	4177	379.7
Opponents	11	671	1610	1963	3573	324.8

Field Goals	fg	pct.	01-19	20-29	30-39	40-49	50-99	lg	blk
Chance Poore	5-9	55.6	0-0	0-1	1-2	4-6	0-0	46	0
Matt Ruffolo	2-3	66.7	0-0	1-1	0-0	0-1	1-1	50	0

Punting	no.	yds	avg	lg	tb	fc	i20	50+	blk
Max Duffy	45	2200	48.9	70	4	9	23	22	0
Total	45	2200	48.9	70	4	9	23	22	0
Opponents	56	2470	44.1	65	7	6	23	14	1

FG Sequence	Kentucky Wildcats	Opponents
Toledo Rockets	(46)	(46)
Eastern Michigan	(40),49	(24)
Florida	35	27,(32)
Mississippi State	(40),47,26,(29)	-
South Carolina	-	(26)
Arkansas	47,(50)	(28),(44)
Georgia	-	-
Missouri	(43)	45
Tennessee	-	(26)
Vanderbilt	(32)	-
UT Martin	-	-

Kickoffs	no.	yds	avg	tb	ob	retn	net	ydln
Grant McKinniss	53	3279	61.9	39	0			
Total	53	3279	61.9	39	0	15.9	40.5	24
Opponents	44	2718	61.8	26	0	23.9	38.3	26

Numbers in (parentheses) indicate field goal was made.

The Automated ScoreBook
Kentucky Wildcats Overall Individual Statistics (as of Nov 24, 2019)
All games

All Purpose	g	rush	rcv	pr	kr	ir	total	avg/g
Lynn Bowden Jr.	11	951	348	53	200	0	1552	141.1
Asim Rose	11	724	67	0	0	0	791	71.9
Kavosiey Smoke	11	534	26	0	17	0	577	52.5
Chris Rodriguez	11	390	2	0	37	0	429	39.0
Josh Ali	11	6	181	71	0	0	258	23.5
Ahmad Wagner	10	0	254	0	0	0	254	25.4
Zach Johnson	11	0	0	0	125	0	125	11.4
Justin Rigg	11	0	112	0	0	0	112	10.2
Bryce Oliver	10	0	111	0	0	0	111	11.1
Clevan Thomas	11	-5	90	0	0	0	85	7.7
Keaton Upshaw	11	0	78	0	0	0	78	7.1
Terry Wilson	3	44	32	0	0	0	76	25.3
Allen Dailey Jr.	10	0	75	0	0	0	75	7.5
Travis Tisdale	2	57	0	0	0	0	57	28.5
Tyler Markray	1	52	0	0	0	0	52	52.0
Quandre Mosely	11	0	0	0	0	39	39	3.5
Max Duffy	11	26	0	0	0	0	26	2.4
Tyrell Ajian	10	0	0	0	0	22	22	2.2
Walker Wood	2	22	0	0	0	0	22	11.0
Kash Daniel	10	0	0	0	0	18	18	1.8
Drew Schlegel	11	0	12	0	3	0	15	1.4
Jordan Griffin	10	0	0	0	0	15	15	1.5
Nik Ognenovic	2	0	8	0	0	0	8	4.0
Akeem Hayes	7	2	5	0	0	0	7	1.0
DeAndre Square	10	0	0	0	0	3	3	0.3
Joshua Paschal	11	0	0	2	0	0	2	0.2
Sawyer Smith	8	-11	0	0	0	0	-11	-1.4
Team	6	-16	0	0	0	0	-16	-2.7
Total	11	2776	1401	126	382	97	4782	434.7
Opponents	11	1610	1963	84	159	146	3962	360.2

The Automated ScoreBook
Kentucky Wildcats Overall Defensive Statistics (as of Nov 24, 2019)
All games

#	Defensive Leaders	gp-gs	Tackles				tfl/yds	Sacks	Pass defense			Fumbles		blkd	
			ua	a	tot	no-yds		int-yds	brup	qbh	rcv-yds	ff	kick	saf	
29	Yusuf Corker	11-11	39	23	62	0.5-2	.	1-0	4	1	2-0	.	.	.	
17	DeAndre Square	10-10	41	20	61	4.0-23	1.5-13	1-3	1	3	.	1	.	.	
26	Brandin Echols	11-9	35	11	46	1.5-6	1.0-5	.	8	.	.	2	.	.	
56	Kash Daniel	10-9	28	17	45	4.0-6	.	1-18	3	2	
22	Chris Oats	10-2	26	11	37	0.5-0	.	.	1	.	.	1	.	.	
4	Joshua Paschal	11-10	18	13	31	7.5-32	3.5-18	.	1	.	.	2	1	.	
91	Calvin Taylor Jr.	11-11	18	12	30	8.5-47	7.5-46	.	3	2	.	3	.	.	
31	Jamar Watson	11-9	17	10	27	7.5-52	4.5-46	.	.	7	.	1	.	.	
32	Jamari Brown	11-3	20	5	25	1.0-1	.	.	7	.	1-0	.	.	.	
3G	Jordan Griffin	10-9	15	9	24	2.0-6	1.0-5	1-15	3	.	2-0	.	.	.	
21	Quandre Mosely	11-2	14	7	21	.	.	1-39	3	
90	T.J. Carter	11-10	14	6	20	4.0-17	2.0-9	.	.	2	
15	Jordan Wright	11-0	12	7	19	4.0-28	3.0-25	.	.	1	1-0	1	.	.	
44	Jamin Davis	11-1	7	12	19	.	.	1-0	.	2	
50	Marquan Mccall	11-0	8	9	17	3.0-6	.	.	1	1	1-0	.	.	.	
95	Quinton Bohanna	11-11	8	8	16	2.0-5	1.0-3	.	1	
23	Tyrell Ajian	10-2	13	2	15	.	.	1-22	1	
27	Cedrick Dort Jr.	10-10	9	3	12	.	.	.	4	.	.	1	.	.	
59	Kordell Looney	11-1	4	5	9	2.0-9	1.0-5	.	2	2	.	2	.	.	
45	J.J. Weaver	2-0	5	1	6	1.0-1	.	.	1	1	
36	M.J. Devonshire	3-0	5	.	5	.	.	.	1	
48	Tra Wilkins	2-0	2	1	3	
47	K.D. McDaniel	3-0	.	3	3	2	
30	Taj Dodson	3-0	3	.	3	1-0	.	.	.	
94	A. Abadi-Fitzgerald	11-0	.	3	3	
28	Zach Johnson	11-0	1	1	2	.	.	.	1	
89	Allen Dailey Jr.	10-2	.	2	2	
25	Brett Slusher	11-0	1	1	2	1-0	.	.	.	
93	Max Duffy	11-0	2	.	2	
85	Bryce Oliver	10-0	2	.	2	
46	Drew Schlegel	11-0	1	.	1	
70	Darian Kinnard	11-11	.	1	1	
83	Justin Rigg	11-10	.	1	1	
55	Davoan Hawkins	8-0	1	.	1	1.0-3	
53	Blake Best	11-0	.	1	1	
20	Kavosiey Smoke	11-0	1	.	1	
49	Shawn Lawson	1-0	1	.	1	
40	Jackson High	1-0	1	.	1	
98	Cavon Butler	1-0	1	.	1	
8H	DeMarcus Harris	3-0	1	.	1	
42	Marquez Bembry	1-0	.	1	1	
34	Jalen Geiger	3-0	1	.	1	.	.	.	1	
9M	Jerquavion Mahone	3-0	1	.	1	
6C	Jared Casey	2-0	.	1	1	
5	Xavier Peters	3-0	1	.	1	
37	Stanley Garner	6-0	1	.	1	
11	Moses Douglass	3-0	1	.	1	
86	Grant McKinniss	11-0	1	.	1	
12	Sawyer Smith	8-3	1	.	1	
39	Elijah Barnett	1-0	.	1	1	
TM	Team	6-0	1	
69	Collin Hartmann	1-0	1	
Total		11	381	208	589	54-244	26-175	7-97	47	27	9-0	14	1	1	
Opponents		11	425	272	697	52-176	16-89	7-146	39	15	11-72	14	1	.	

The Automated ScoreBook
 Kentucky Wildcats Individual Season/Career Statistics (as of Nov 24, 2019)
 All games

	SEASON									CAREER								
Rushing	gp	att	gain	loss	net	avg	td	lg	avg/g	gp	att	gain	loss	net	avg	td	lg	avg/g
Lynn Bowden Jr.	11	129	996	45	951	7.4	7	58	86.5	37	150	1072	59	1013	6.8	7	58	27.4
Asim Rose	11	132	761	37	724	5.5	5	63	65.8	31	218	1276	73	1203	5.5	10	75	38.8
Kavosiey Smoke	11	95	547	13	534	5.6	6	40	48.5	13	99	592	13	579	5.8	7	40	44.5
Chris Rodriguez Jr.	11	56	395	5	390	7.0	4	44	35.5	14	58	438	5	433	7.5	4	44	30.9
Travis Tisdale	2	5	60	3	57	11.4	1	53	28.5	2	5	60	3	57	11.4	1	53	28.5
Tyler Markray	1	2	52	0	52	26.0	1	45	52.0	1	2	52	0	52	26.0	1	45	52.0
Terry Wilson	3	17	67	23	44	2.6	1	15	14.7	16	152	809	218	591	3.9	5	42	36.9
Max Duffy	11	1	26	0	26	26.0	0	26	2.4	23	1	26	0	26	26.0	0	26	1.1
Walker Wood	2	3	22	0	22	7.3	0	10	11.0	2	3	22	0	22	7.3	0	10	11.0
Josh Ali	11	2	6	0	6	3.0	0	3	0.5	32	2	6	0	6	3.0	0	3	0.2
Akeem Hayes	7	1	2	0	2	2.0	0	2	0.3	8	1	2	0	2	2.0	0	2	0.2
Justin Rigg	11	0	0	0	0	0.0	1	0	0.0	39	0	0	0	0	0.0	1	0	0.0
Clevan Thomas Jr.	11	2	1	6	-5	-2.5	0	1	-0.5	23	2	1	6	-5	-2.5	0	1	-0.2
Sawyer Smith	8	24	55	66	-11	-0.5	1	15	-1.4	8	24	55	66	-11	-0.5	1	15	-1.4
Team	6	9	0	16	-16	-1.8	0	0	-2.7									
Total	11	478	2990	214	2776	5.8	27	63	252.4									
Opponents	11	359	1905	295	1610	4.5	19	76	146.4									
Passing	gp	effic	comp-att-int	pct	yds	td	lg	avg/g	gp	effic	comp-att-int	pct	yds	td	lg	avg/g		
Sawyer Smith	8	94.53	57-125-5	45.6	690	4	54	86.2	8	94.53	57-125-5	45.6	690	4	54	86.2		
Lynn Bowden Jr.	11	96.64	28-60-2	46.7	326	2	44	29.6	37	99.56	31-65-4	47.7	418	2	44	11.3		
Terry Wilson	3	134.31	33-52-0	63.5	360	2	40	120.0	16	134.00	213-320-8	66.6	2249	13	54	140.6		
Walker Wood	2	108.67	2-3-0	66.7	15	0	8	7.5	2	108.67	2-3-0	66.7	15	0	8	7.5		
Asim Rose	11	184.00	1-1-0	100.0	10	0	10	0.9	31	184.00	1-1-0	100.0	10	0	10	0.3		
Josh Ali	11	0.00	0-1-0	0.0	0	0	0	0.0	32	0.00	0-1-0	0.0	0	0	0	0.0		
Total	11	103.75	121-242-7	50.0	1401	8	54	127.4										
Opponents	11	112.40	180-312-7	57.7	1963	6	74	178.5										
Receiving	gp	no.	yds	avg	td	lg	avg/g	gp	no.	yds	avg	td	lg	avg/g				
Lynn Bowden Jr.	11	30	348	11.6	1	39	31.6	37	114	1303	11.4	6	54	35.2				
Josh Ali	11	19	181	9.5	2	20	16.5	32	32	321	10.0	3	32	10.0				
Ahmad Wagner	10	15	254	16.9	2	54	25.4	21	15	254	16.9	2	54	12.1				
Asim Rose	11	11	67	6.1	0	13	6.1	31	20	150	7.5	1	31	4.8				
Justin Rigg	11	10	112	11.2	0	31	10.2	39	17	197	11.6	0	31	5.1				
Clevan Thomas Jr.	11	9	90	10.0	1	40	8.2	23	13	157	12.1	1	40	6.8				
Keaton Upshaw	11	7	78	11.1	1	19	7.1	11	7	78	11.1	1	19	7.1				
Allen Dailey Jr.	10	7	75	10.7	0	17	7.5	23	9	113	12.6	1	23	4.9				
Bryce Oliver	10	6	111	18.5	1	44	11.1	11	6	111	18.5	1	44	10.1				
Kavosiey Smoke	11	2	26	13.0	0	28	2.4	13	2	26	13.0	0	28	2.0				
Terry Wilson	3	1	32	32.0	0	32	10.7	16	2	26	13.0	0	32	1.6				
Drew Schlegel	11	1	12	12.0	0	12	1.1	22	1	12	12.0	0	12	0.5				
Nik Ognenovic	2	1	8	8.0	0	8	4.0	2	1	8	8.0	0	8	4.0				
Akeem Hayes	7	1	5	5.0	0	5	0.7	8	2	4	2.0	0	5	0.5				
Chris Rodriguez Jr.	11	1	2	2.0	0	6	0.2	14	1	2	2.0	0	6	0.1				
Total	11	121	1401	11.6	8	54	127.4											
Opponents	11	180	1963	10.9	6	74	178.5											

The Automated ScoreBook
 Kentucky Wildcats Individual Season/Career Statistics (as of Nov 24, 2019)
 All games

	SEASON						CAREER					
	g	plays	rush	pass	total	avg/g	g	plays	rush	pass	total	avg/g
Total Offense												
Lynn Bowden Jr.	11	189	951	326	1277	116.1	37	215	1013	418	1431	38.7
Asim Rose	11	133	724	10	734	66.7	31	219	1203	10	1213	39.1
Sawyer Smith	8	149	-11	690	679	84.9	8	149	-11	690	679	84.9
Kavosiey Smoke	11	95	534	0	534	48.5	13	99	579	0	579	44.5
Terry Wilson	3	69	44	360	404	134.7	16	472	591	2249	2840	177.5
Chris Rodriguez Jr.	11	56	390	0	390	35.5	14	58	433	0	433	30.9
Travis Tisdale	2	5	57	0	57	28.5	2	5	57	0	57	28.5
Tyler Markray	1	2	52	0	52	52.0	1	2	52	0	52	52.0
Walker Wood	2	6	22	15	37	18.5	2	6	22	15	37	18.5
Max Duffy	11	1	26	0	26	2.4	23	1	26	0	26	1.1
Josh Ali	11	3	6	0	6	0.5	32	3	6	0	6	0.2
Akeem Hayes	7	1	2	0	2	0.3	8	1	2	0	2	0.2
Clevan Thomas Jr.	11	2	-5	0	-5	-0.5	23	2	-5	0	-5	-0.2
Team	6	9	-16	0	-16	-2.7						
Total	11	720	2776	1401	4177	379.7						
Opponents	11	671	1610	1963	3573	324.8						

Scoring	td		fg		PAT				dxp	saf	pts	td		fg		PAT				dxp	saf	pts
	kick	rush	rcv	pass	kick	rush	rcv	pass				kick	rush	rcv	pass							
Lynn Bowden Jr.	8	-	-	-	-	-	-	-	-	-	48	15	-	-	-	-	0-1	-	-	-	-	90
Chance Poore	-	5-9	24-26	-	-	-	-	-	-	-	39	-	7-13	27-29	-	-	-	-	-	-	-	48
Kavosiey Smoke	6	-	-	-	-	-	-	-	-	-	36	7	-	-	-	-	-	-	-	-	-	42
Asim Rose	5	-	-	-	-	-	-	-	-	-	30	11	-	-	-	-	-	-	-	-	-	66
Chris Rodriguez Jr.	4	-	-	-	-	-	-	-	-	-	24	4	-	-	-	-	-	-	-	-	-	24
Matt Ruffolo	-	2-3	8-10	-	-	-	-	-	-	-	14	-	2-3	8-10	-	-	-	-	-	-	-	14
Ahmad Wagner	2	-	-	-	-	-	-	-	-	-	12	2	-	-	-	-	-	-	-	-	-	12
Josh Ali	2	-	-	-	-	-	-	-	-	-	12	3	-	-	-	-	-	-	-	-	-	18
Bryce Oliver	1	-	-	-	-	-	-	-	-	-	6	1	-	-	-	-	-	-	-	-	-	6
Yusuf Corker	1	-	-	-	-	-	-	-	-	-	6	1	-	-	-	-	-	-	-	-	-	6
Clevan Thomas Jr.	1	-	-	-	-	-	-	-	-	-	6	1	-	-	-	-	-	-	-	-	-	6
Keaton Upshaw	1	-	-	-	-	-	-	-	-	-	6	1	-	-	-	-	-	-	-	-	-	6
Justin Rigg	1	-	-	-	-	-	-	-	-	-	6	1	-	-	-	-	-	-	-	-	-	6
Tyler Markray	1	-	-	-	-	-	-	-	-	-	6	1	-	-	-	-	-	-	-	-	-	6
Travis Tisdale	1	-	-	-	-	-	-	-	-	-	6	1	-	-	-	-	-	-	-	-	-	6
Terry Wilson	1	-	-	-	-	-	-	-	-	-	6	5	-	-	-	-	-	-	-	-	-	30
Sawyer Smith	1	-	-	-	-	-	-	-	-	-	6	1	-	-	-	-	-	-	-	-	-	6
Team	-	-	-	-	-	-	-	-	-	-	2											
Total	36	7-12	32-36	-	-	-	-	-	-	-	271											
Opponents	27	7-9	25-25	0-1	-	0-1	-	-	-	-	208											

Punt Returns	no.	yds	avg	td	lg	no.	yds	avg	td	lg
Josh Ali	11	71	6.5	0	19	11	71	6.5	0	19
Lynn Bowden Jr.	4	53	13.2	0	29	9	199	22.1	2	67
Joshua Paschal	1	2	2.0	0	0	2	20	10.0	0	0
Total	16	126	7.9	0	29					
Opponents	9	84	9.3	0	42					

Kick Returns	no.	yds	avg	td	lg	no.	yds	avg	td	lg
Lynn Bowden Jr.	8	200	25.0	0	37	70	1608	23.0	0	93
Zach Johnson	4	125	31.2	0	58	6	160	26.7	0	58
Chris Rodriguez Jr.	2	37	18.5	0	20	2	37	18.5	0	20
Drew Schlegel	1	3	3.0	0	3	1	3	3.0	0	3
Kavosiey Smoke	1	17	17.0	0	17	1	17	17.0	0	17
Total	16	382	23.9	0	58					
Opponents	10	159	15.9	0	37					

The Automated ScoreBook
 Kentucky Wildcats Individual Season/Career Statistics (as of Nov 24, 2019)
 All games

SEASON						CAREER					
Interceptions	no.	yds	avg	td	lg	no.	yds	avg	td	lg	
Tyrell Ajian	1	22	22.0	0	22	2	57	28.5	0	35	
Quandre Mosely	1	39	39.0	0	39	1	39	39.0	0	39	
Kash Daniel	1	18	18.0	0	18	1	18	18.0	0	18	
Yusuf Corker	1	0	0.0	0	0	1	0	0.0	0	0	
Jamin Davis	1	0	0.0	0	0	2	18	9.0	0	18	
Jordan Griffin	1	15	15.0	0	15	2	17	8.5	0	15	
DeAndre Square	1	3	3.0	0	3	1	3	3.0	0	3	
Total	7	97	13.9	0	39						
Opponents	7	146	20.9	1	72						

Fumble Returns	no.	yds	avg	td	lg	no.	yds	avg	td	lg
Yusuf Corker	0	0	0.0	1	0	0	0	0.0	1	0
Total	0	0	0.0	1	0					
Opponents	4	72	18.0	1	67					

All Purpose	g	rush	rcv	pr	kr	ir	total	avg/g	g	rush	rcv	pr	kr	ir	total	avg/g
Lynn Bowden Jr.	11	951	348	53	200	0	1552	141.1	37	1013	1303	199	1608	0	4123	111.4
Asim Rose	11	724	67	0	0	0	791	71.9	31	1203	150	0	9	0	1362	43.9
Kavosiey Smoke	11	534	26	0	17	0	577	52.5	13	579	26	0	17	0	622	47.8
Chris Rodriguez	11	390	2	0	37	0	429	39.0	14	433	2	0	37	0	472	33.7
Josh Ali	11	6	181	71	0	0	258	23.5	32	6	321	71	0	0	398	12.4
Ahmad Wagner	10	0	254	0	0	0	254	25.4	21	0	254	0	0	0	254	12.1
Zach Johnson	11	0	0	0	125	0	125	11.4	32	0	0	0	160	0	160	5.0
Justin Rigg	11	0	112	0	0	0	112	10.2	39	0	197	0	0	0	197	5.1
Bryce Oliver	10	0	111	0	0	0	111	11.1	11	0	111	0	0	0	111	10.1
Clevan Thomas J	11	-5	90	0	0	0	85	7.7	23	-5	157	0	0	0	152	6.6
Keaton Upshaw	11	0	78	0	0	0	78	7.1	11	0	78	0	0	0	78	7.1
Terry Wilson	3	44	32	0	0	0	76	25.3	16	591	26	0	0	0	617	38.6
Allen Dailey Jr.	10	0	75	0	0	0	75	7.5	23	0	113	0	0	0	113	4.9
Travis Tisdale	2	57	0	0	0	0	57	28.5	2	57	0	0	0	0	57	28.5
Tyler Markray	1	52	0	0	0	0	52	52.0	1	52	0	0	0	0	52	52.0
Quandre Mosely	11	0	0	0	0	39	39	3.5	11	0	0	0	0	39	39	3.5
Max Duffy	11	26	0	0	0	0	26	2.4	23	26	0	0	0	0	26	1.1
Walker Wood	2	22	0	0	0	0	22	11.0	2	22	0	0	0	0	22	11.0
Tyrell Ajian	10	0	0	0	0	22	22	2.2	23	0	0	0	0	57	57	2.5
Kash Daniel	10	0	0	0	0	18	18	1.8	49	6	0	0	28	18	52	1.1
Drew Schlegel	11	0	12	0	3	0	15	1.4	22	0	12	0	3	0	15	0.7
Jordan Griffin	10	0	0	0	0	15	15	1.5	43	0	0	0	0	17	17	0.4
Nik Ognenovic	2	0	8	0	0	0	8	4.0	2	0	8	0	0	0	8	4.0
Akeem Hayes	7	2	5	0	0	0	7	1.0	8	2	4	0	0	0	6	0.8
DeAndre Square	10	0	0	0	0	3	3	0.3	23	0	0	0	0	3	3	0.1
Joshua Paschal	11	0	0	2	0	0	2	0.2	27	0	0	20	0	0	20	0.7
Sawyer Smith	8	-11	0	0	0	0	-11	-1.4	8	-11	0	0	0	0	-11	-1.4
Team	6	-16	0	0	0	0	-16	-2.7								
Total	11	2776	1401	126	382	97	4782	434.7								
Opponents	11	1610	1963	84	159	146	3962	360.2								

Field Goals	att	good	long	blkd	att	good	long	blkd
Chance Poore	9	5	46	0	13	7	46	1
Matt Ruffolo	3	2	50	0	3	2	50	0
Total	12	7	50	0				
Opponents	9	7	46	0				

Punting	no.	yds	avg	lg	blk	no.	yds	avg	lg	blk
Max Duffy	45	2200	48.9	70	0	105	4887	46.5	70	0
Total	45	2200	48.9	70	0					
Opponents	56	2470	44.1	65	1					

The Automated ScoreBook
Kentucky Wildcats Game Superlatives (as of Nov 24, 2019)
All games

INDIVIDUAL GAME HIGHS

Rushes	26	Lynn Bowden Jr. vs Tennessee (Nov 09, 2019)
Yards Rushing	204	Lynn Bowden Jr. vs Missouri (Oct 26, 2019)
TD Rushes	2	Lynn Bowden Jr. vs Arkansas (Oct 12, 2019)
	2	Lynn Bowden Jr. vs Missouri (Oct 26, 2019)
	2	Chris Rodriguez Jr. at Vanderbilt (Nov 16, 2019)
	2	Lynn Bowden Jr. vs UT Martin (Nov 23, 2019)
Long Rush	63	Asim Rose vs UT Martin (Nov 23, 2019)
Pass attempts	41	Sawyer Smith at Mississippi State (Sep 21 2019)
Pass completions	23	Sawyer Smith vs Florida (Sep 14, 2019)
Yards Passing	267	Sawyer Smith vs Florida (Sep 14, 2019)
TD Passes	2	Terry Wilson vs Toledo Rockets (Aug 31, 2019)
	2	Sawyer Smith vs Eastern Michigan (Sep 07, 2019)
	2	Sawyer Smith vs Florida (Sep 14, 2019)
Long Pass	54	Sawyer Smith vs Eastern Michigan (Sep 07, 2019)
Receptions	7	Lynn Bowden Jr. vs Eastern Michigan (Sep 07, 2019)
	7	Lynn Bowden Jr. vs Florida (Sep 14, 2019)
	7	Lynn Bowden Jr. at Mississippi State (Sep 21 2019)
Yards Receiving	129	Lynn Bowden Jr. at Mississippi State (Sep 21 2019)
TD Receptions	1	Josh Ali vs Toledo Rockets (Aug 31, 2019)
	1	Bryce Oliver vs Toledo Rockets (Aug 31, 2019)
	1	Lynn Bowden Jr. vs Eastern Michigan (Sep 07, 2019)
	1	Ahmad Wagner vs Eastern Michigan (Sep 07, 2019)
	1	Ahmad Wagner vs Florida (Sep 14, 2019)
	1	Keaton Upshaw vs Florida (Sep 14, 2019)
	1	Clevan Thomas Jr. vs Arkansas (Oct 12, 2019)
	1	Josh Ali at Vanderbilt (Nov 16, 2019)
Long Reception	54	Ahmad Wagner vs Eastern Michigan (Sep 07, 2019)
Field Goals	1	Chance Poore vs Toledo Rockets (Aug 31, 2019)
	1	Chance Poore vs Eastern Michigan (Sep 07, 2019)
	1	Chance Poore at Mississippi State (Sep 21 2019)
	1	Matt Ruffolo at Mississippi State (Sep 21 2019)
	1	Matt Ruffolo vs Arkansas (Oct 12, 2019)
	1	Chance Poore vs Missouri (Oct 26, 2019)
	1	Chance Poore at Vanderbilt (Nov 16, 2019)
Long Field Goal	50	Matt Ruffolo vs Arkansas (Oct 12, 2019)
Punts	9	Max Duffy at South Carolina (Sep 28, 2019)
Punting Avg	57.7	Max Duffy vs UT Martin (Nov 23, 2019)
Long Punt	70	Max Duffy vs Missouri (Oct 26, 2019)
Punts inside 20	4	Max Duffy at South Carolina (Sep 28, 2019)
	4	Max Duffy at Georgia (Oct 19, 2019)
Long Punt Return	29	Lynn Bowden Jr. vs Eastern Michigan (Sep 07, 2019)
Long Kickoff Return	58	Zach Johnson at Georgia (Oct 19, 2019)
Tackles	11	DeAndre Square vs Toledo Rockets (Aug 31, 2019)
	11	Yusuf Corker at Georgia (Oct 19, 2019)
Sacks	2.0	Jamar Watson at South Carolina (Sep 28, 2019)
	2.0	Calvin Taylor Jr. vs Missouri (Oct 26, 2019)
Tackles For Loss	2.0	Joshua Paschal vs Eastern Michigan (Sep 07, 2019)
	2.0	Jamar Watson at South Carolina (Sep 28, 2019)
	2.0	Kash Daniel vs Arkansas (Oct 12, 2019)
	2.0	Calvin Taylor Jr. vs Missouri (Oct 26, 2019)
	2.0	Marquan Mccall vs UT Martin (Nov 23, 2019)
Interceptions	1	DeAndre Square vs Toledo Rockets (Aug 31, 2019)
	1	Jordan Griffin vs Eastern Michigan (Sep 07, 2019)
	1	Kash Daniel vs Eastern Michigan (Sep 07, 2019)
	1	Tyrell Ajian vs Florida (Sep 14, 2019)
	1	Quandre Mosely at Mississippi State (Sep 21 2019)

The Automated ScoreBook
Kentucky Wildcats Game Superlatives (as of Nov 24, 2019)
All games

1 Yusuf Corker at Vanderbilt (Nov 16, 2019)

1 Jamin Davis vs UT Martin (Nov 23, 2019)

The Automated ScoreBook
 Kentucky Wildcats Game Superlatives (as of Nov 24, 2019)
 All games

TEAM GAME HIGHS

Rushes	64	vs Tennessee (Nov 09, 2019)
Yards Rushing	462	vs UT Martin (Nov 23, 2019)
Yards Per Rush	10.3	vs UT Martin (Nov 23, 2019)
TD Rushes	6	vs UT Martin (Nov 23, 2019)
Pass attempts	42	at Mississippi State (Sep 21 2019)
Pass completions	23	vs Florida (Sep 14, 2019)
Yards Passing	267	vs Florida (Sep 14, 2019)
Yards Per Pass	9.5	vs Toledo Rockets (Aug 31, 2019)
TD Passes	2	vs Toledo Rockets (Aug 31, 2019)
	2	vs Eastern Michigan (Sep 07, 2019)
	2	vs Florida (Sep 14, 2019)
Total Plays	76	vs Florida (Sep 14, 2019)
Total Offense	528	at Vanderbilt (Nov 16, 2019)
Yards Per Play	8.6	vs UT Martin (Nov 23, 2019)
Points	50	vs UT Martin (Nov 23, 2019)
Sacks By	6	vs UT Martin (Nov 23, 2019)
First Downs	30	at Vanderbilt (Nov 16, 2019)
Penalties	11	at Vanderbilt (Nov 16, 2019)
Penalty Yards	91	at Vanderbilt (Nov 16, 2019)
Turnovers	4	vs Florida (Sep 14, 2019)
Interceptions By	2	vs Eastern Michigan (Sep 07, 2019)
Punts	9	at South Carolina (Sep 28, 2019)
Punting Avg	57.7	vs UT Martin (Nov 23, 2019)
Long Punt	70	vs Missouri (Oct 26, 2019)
Punts inside 20	4	at South Carolina (Sep 28, 2019)
	4	at Georgia (Oct 19, 2019)
Long Punt Return	29	vs Eastern Michigan (Sep 07, 2019)

The Automated ScoreBook
Kentucky Wildcats Game Superlatives (as of Nov 24, 2019)
All games

OPPONENT INDIVIDUAL GAME HIGHS

Rushes	26	Kylin Hill, at Mississippi State (Sep 21 2019)
Yards Rushing	179	D'Andre Swift, at Georgia (Oct 19, 2019)
TD Rushes	3	Kylin Hill, at Mississippi State (Sep 21 2019)
Long Rush	76	J. Hammond, vs Florida (Sep 14, 2019)
Pass attempts	53	GLASS, Mike, vs Eastern Michigan (Sep 07, 2019)
Pass completions	34	GLASS, Mike, vs Eastern Michigan (Sep 07, 2019)
Yards Passing	337	GLASS, Mike, vs Eastern Michigan (Sep 07, 2019)
TD Passes	2	GLASS, Mike, vs Eastern Michigan (Sep 07, 2019)
	2	Guarantano,J., vs Tennessee (Nov 09, 2019)
Long Pass	74	Bryant, Kelly, vs Missouri (Oct 26, 2019)
Receptions	8	Williams, Terry, vs UT Martin (Nov 23, 2019)
Yards Receiving	103	Callaway,M., vs Tennessee (Nov 09, 2019)
TD Receptions	1	LATU, Line, vs Eastern Michigan (Sep 07, 2019)
	1	CANNON, Bryson, vs Eastern Michigan (Sep 07, 2019)
	1	F. Swain, vs Florida (Sep 14, 2019)
	1	Badie, Tyler, vs Missouri (Oct 26, 2019)
	1	Callaway,M., vs Tennessee (Nov 09, 2019)
	1	Palmer,J., vs Tennessee (Nov 09, 2019)
Long Reception	74	Badie, Tyler, vs Missouri (Oct 26, 2019)
Field Goals	2	Connor Limpert, vs Arkansas (Oct 12, 2019)
Long Field Goal	46	Evan Davis, vs Toledo Rockets (Aug 31, 2019)
Punts	9	Joseph Charlton, at South Carolina (Sep 28, 2019)
Punting Avg	52.8	Jake Camarda, at Georgia (Oct 19, 2019)
Long Punt	65	Joseph Charlton, at South Carolina (Sep 28, 2019)
Punts inside 20	5	Joseph Charlton, at South Carolina (Sep 28, 2019)
Long Punt Return	42	Williams, Terry, vs UT Martin (Nov 23, 2019)
Long Kickoff Return	37	Ronnie Jones, vs Toledo Rockets (Aug 31, 2019)
Tackles	19	Bituli,D., vs Tennessee (Nov 09, 2019)
Sacks	3.0	D.J. Wonnum, at South Carolina (Sep 28, 2019)
Tackles For Loss	3.0	D.J. Wonnum, at South Carolina (Sep 28, 2019)
Interceptions	2	S. Davis, vs Florida (Sep 14, 2019)

The Automated ScoreBook
 Kentucky Wildcats Game Superlatives (as of Nov 24, 2019)
 All games

OPPONENT TEAM GAME HIGHS

Rushes	46	at South Carolina (Sep 28, 2019)
Yards Rushing	247	at South Carolina (Sep 28, 2019)
Yards Per Rush	6.1	vs Arkansas (Oct 12, 2019)
TD Rushes	3	vs Toledo Rockets (Aug 31, 2019)
	3	vs Florida (Sep 14, 2019)
	3	at Mississippi State (Sep 21, 2019)
	3	at South Carolina (Sep 28, 2019)
	3	at Georgia (Oct 19, 2019)
Pass attempts	53	vs Eastern Michigan (Sep 07, 2019)
Pass completions	34	vs Eastern Michigan (Sep 07, 2019)
Yards Passing	337	vs Eastern Michigan (Sep 07, 2019)
Yards Per Pass	10.0	vs Florida (Sep 14, 2019)
TD Passes	2	vs Eastern Michigan (Sep 07, 2019)
	2	vs Tennessee (Nov 09, 2019)
Total Plays	75	vs Eastern Michigan (Sep 07, 2019)
Total Offense	438	vs Florida (Sep 14, 2019)
Yards Per Play	7.7	vs Florida (Sep 14, 2019)
Points	29	vs Florida (Sep 14, 2019)
Sacks By	4	at South Carolina (Sep 28, 2019)
First Downs	24	vs Eastern Michigan (Sep 07, 2019)
Penalties	11	vs Toledo Rockets (Aug 31, 2019)
Penalty Yards	80	vs Toledo Rockets (Aug 31, 2019)
Turnovers	3	vs UT Martin (Nov 23, 2019)
Interceptions By	3	vs Florida (Sep 14, 2019)
Punts	9	at South Carolina (Sep 28, 2019)
Punting Avg	52.8	at Georgia (Oct 19, 2019)
Long Punt	65	at South Carolina (Sep 28, 2019)
Punts inside 20	5	at South Carolina (Sep 28, 2019)
Long Punt Return	42	vs UT Martin (Nov 23, 2019)

The Automated ScoreBook
Kentucky Wildcats Team Game-by-Game (as of Nov 24, 2019)
All games

TEAM STATISTICS

Date	Opponent	Rushing				Receiving				Passing				Kick Returns				Punt Returns				tot off
		no.	yds	td	lg	no.	yds	td	lg	cmp-att-int	yds	td	lg	no.	yds	td	lg	no.	yds	td	lg	
Aug 31	TOLEDO ROCKETS	39	176	3	40	19	246	2	40	19-26-0	246	2	40	3	62	0	24	2	5	0	6	422
Sep 07	EASTERN MICHIGAN	39	239	3	32	20	222	2	54	20-36-0	222	2	54	1	37	0	37	1	29	0	29	461
Sep 14	FLORIDA	41	140	1	21	23	267	2	26	23-35-3	267	2	26	1	18	0	18	0	0	0	0	407
Sep 21	at Mississippi State	28	154	1	31	15	232	0	39	15-42-1	232	0	39	2	22	0	19	1	25	0	25	386
Sep 28	at South Carolina	28	115	1	44	13	97	0	26	13-34-1	97	0	26	3	84	0	37	1	9	0	9	212
Oct 12	ARKANSAS	54	330	2	51	8	88	1	31	8-12-0	88	1	31	2	48	0	26	3	18	0	18	418
Oct 19	at Georgia	35	160	0	21	2	17	0	9	2-16-0	17	0	9	2	75	0	58	2	13	0	19	177
Oct 26	MISSOURI	48	297	4	46	4	63	0	44	4-8-0	63	0	44	0	0	0	0	3	29	0	18	360
Nov 09	TENNESSEE	64	302	2	26	4	25	0	12	4-7-1	25	0	12	1	19	0	19	2	1	0	0	327
Nov 16	at Vanderbilt	57	401	4	49	11	127	1	40	11-15-0	127	1	40	0	0	0	0	0	0	0	0	528
Nov 23	UT MARTIN	45	462	6	63	2	17	0	9	2-11-1	17	0	9	1	17	0	17	1	-3	0	0	479
Opponents		478	2776	27	63	121	1401	8	54	121-242-7	1401	8	54	16	382	0	58	16	126	0	29	4177
Opponents		359	1610	19	76	180	1963	6	74	180-312-7	1963	6	74	10	159	0	37	9	84	0	42	3573

Games: 11 • Avg/rush: 5.8 • Avg/catch: 11.6 • Pass effic: 103.75 • KR avg: 23.9 • PR avg: 7.9 • All purpose avg/game: 434.7 • Total offense avg/gm: 379.7

Date	Opponent	Tackles				Sacks no-yds	Fumble		Pass Defense			blkd kick	PAT Attempts			off		
		ua	a	total	tfl-yds		ff	fr-yds	int-yds	qbh	brup		kick	rush	rcv	saf	t/o	pts
Aug 31	TOLEDO ROCKETS	32	34	66	7.0-35	4.0-28	1	1-0	1-3	1	5	0	5-5	0	0	0	10	38
Sep 07	EASTERN MICHIGAN	44	8	52	5.0-28	2.0-18	1	0-0	2-33	4	5	0	5-5	0	0	0	3	38
Sep 14	FLORIDA	34	12	46	5.0-10	1.0-5	1	1-0	1-22	4	4	0	3-3	0	0	0	7	21
Sep 21	at Mississippi State	36	28	64	4.0-20	2.0-14	1	1-0	1-39	0	4	0	1-1	0	0	0	7	13
Sep 28	at South Carolina	47	16	63	4.0-20	3.0-15	1	1-0	0-0	5	6	0	1-1	0	0	0	0	7
Oct 12	ARKANSAS	36	12	48	7.0-24	3.0-18	1	0-0	0-0	4	7	0	3-3	0	0	0	0	24
Oct 19	at Georgia	32	30	62	2.0-8	0.0-0	0	0-0	0-0	0	1	0	0-0	0	0	0	0	0
Oct 26	MISSOURI	35	20	55	5.0-23	4.0-21	4	2-0	0-0	2	3	0	2-4	0	0	0	7	29
Nov 09	TENNESSEE	21	8	29	2.0-10	1.0-7	1	1-0	0-0	0	5	1	1-2	0	0	0	0	13
Nov 16	at Vanderbilt	27	14	41	2.0-4	0.0-0	1	0-0	1-0	3	4	0	5-5	0	0	0	7	38
Nov 23	UT MARTIN	37	26	63	11.0-62	6.0-49	2	2-0	1-0	4	3	0	6-7	0	0	1	14	50
Opponents		381	208	589	54.0-244	26.0-175	14	9-0	7-97	27	47	1	32-36	0	0	1	55	271
Opponents		425	272	697	52.0-176	16.0-89	14	11-72	7-146	15	39	1	25-25	0	0	0	57	208

Date	Opponent	Punting										Field Goals			Kickoffs				
		no.	yds	avg	long	blkd	tb	fc	50+	i20	md-att	long	blkd	no.	yds	avg	tb	ob	
Aug 31	TOLEDO ROCKETS	6	324	54.0	61	0	0	1	5	2	1-1	46	0	7	451	64.4	5	0	
Sep 07	EASTERN MICHIGAN	3	130	43.3	56	0	0	1	1	3	1-2	40	0	7	430	61.4	6	0	
Sep 14	FLORIDA	2	109	54.5	63	0	0	1	1	2	0-1	0	0	4	260	65.0	4	0	
Sep 21	at Mississippi State	3	154	51.3	56	0	2	1	2	1	2-4	40	0	4	260	65.0	4	0	
Sep 28	at South Carolina	9	460	51.1	62	0	0	0	3	4	0-0	0	0	1	65	65.0	1	0	
Oct 12	ARKANSAS	3	133	44.3	54	0	0	2	1	2	1-2	50	0	5	322	64.4	3	0	
Oct 19	at Georgia	7	281	40.1	69	0	1	0	3	4	0-0	0	0	1	51	51.0	0	0	
Oct 26	MISSOURI	5	262	52.4	70	0	0	1	2	3	1-1	43	0	6	370	61.7	5	0	
Nov 09	TENNESSEE	3	139	46.3	55	0	1	1	1	0	0-0	0	0	3	155	51.7	2	0	
Nov 16	at Vanderbilt	1	35	35.0	35	0	0	0	0	0	1-1	32	0	7	437	62.4	5	0	
Nov 23	UT MARTIN	3	173	57.7	66	0	0	1	3	2	0-0	0	0	8	478	59.8	4	0	
Opponents		45	2200	48.9	70	0	4	9	22	23	7-12	50	0	53	3279	61.9	39	0	
Opponents		56	2470	44.1	65	1	7	6	14	23	7-9	46	0	44	2718	61.8	26	0	

The Automated ScoreBook
 Kentucky Wildcats Opponent Game-by-Game (as of Nov 24, 2019)
 All games

OPPONENT STATISTICS

Date	Opponent	Rushing				Receiving				Passing				Kick Returns				Punt Returns				tot off
		no.	yds	td	lg	no.	yds	td	lg	cmp-att-int	yds	td	lg	no.	yds	td	lg	no.	yds	td	lg	
Aug 31	TOLEDO ROCKETS	39	181	3	21	11	166	0	39	11-25-1	166	0	39	2	59	0	37	3	6	0	5	347
Sep 07	EASTERN MICHIGAN	22	49	0	16	34	337	2	38	34-53-2	337	2	38	0	0	0	0	0	0	0	0	386
Sep 14	FLORIDA	27	138	3	76	21	300	1	32	21-30-1	300	1	32	0	0	0	0	0	0	0	0	438
Sep 21 20	at Mississippi State	40	241	3	49	17	180	0	25	17-22-1	180	0	25	0	0	0	0	0	0	0	0	421
Sep 28	at South Carolina	46	247	3	30	15	140	0	23	15-27-0	140	0	23	0	0	0	0	1	-2	0	0	387
Oct 12	ARKANSAS	30	183	2	74	12	122	0	22	12-27-0	122	0	22	2	38	0	23	1	26	0	26	305
Oct 19	at Georgia	43	235	3	39	9	35	0	22	9-12-0	35	0	22	1	0	0	0	1	7	0	7	270
Oct 26	MISSOURI	34	125	0	16	14	164	1	74	14-29-0	164	1	74	1	12	0	12	1	0	0	0	289
Nov 09	TENNESSEE	21	83	0	17	14	213	2	34	14-25-0	213	2	34	0	0	0	0	1	5	0	5	296
Nov 16	at Vanderbilt	25	140	1	34	11	90	0	22	11-24-1	90	0	22	0	0	0	0	0	0	0	0	230
Nov 23	UT MARTIN	32	-12	1	8	22	216	0	21	22-38-1	216	0	21	4	50	0	14	1	42	0	42	204
Kentucky Wildcats		359	1610	19	76	180	1963	6	74	180-312-7	1963	6	74	10	159	0	37	9	84	0	42	3573
Kentucky Wildcats		478	2776	27	63	121	1401	8	54	121-242-7	1401	8	54	16	382	0	58	16	126	0	29	4177

Games: 11 • Avg/rush: 4.5 • Avg/catch: 10.9 • Pass effic: 112.40 • KR avg: 15.9 • PR avg: 9.3 • All purpose avg/game: 360.2 • Total offense avg/gm: 324.8

Date	Opponent	Tackles				Sacks no-yds	Fumble		Pass Defense			blkd kick	PAT Attempts			off		
		ua	a	total	tfl-yds		ff	fr-yds	int-yds	qbh	brup		kick	rush	rcv	saf	t/o	pts
Aug 31	TOLEDO ROCKETS	41	26	67	7.0-20	1.0-6	3	2-3	0-0	1	1	0	3-3	0	0	0	10	24
Sep 07	EASTERN MICHIGAN	46	16	62	2.0-2	2.0-2	2	1-0	0-0	0	3	0	2-2	0	0	0	0	17
Sep 14	FLORIDA	45	18	63	3.0-11	1.0-8	0	1-0	3-70	3	3	0	2-2	0	0	0	16	29
Sep 21	at Mississippi State	31	28	59	5.0-19	3.0-16	1	0-0	1-52	5	13	0	4-4	0	0	0	7	28
Sep 28	at South Carolina	36	16	52	8.0-46	4.0-34	2	1-0	1-0	5	8	0	3-3	0	0	0	7	24
Oct 12	ARKANSAS	46	28	74	7.0-17	1.0-7	1	1-0	0-0	0	1	0	2-2	0	0	0	3	20
Oct 19	at Georgia	25	30	55	1.0-3	1.0-3	2	1-1	0-0	0	5	0	3-3	0	0	0	7	21
Oct 26	MISSOURI	38	20	58	5.0-12	0.0-0	2	2-1	0-0	0	2	0	1-1	0	0	0	0	7
Nov 09	TENNESSEE	49	34	83	6.0-27	2.0-11	0	0-0	1-24	0	0	1	2-2	0	0	0	0	17
Nov 16	at Vanderbilt	40	36	76	5.0-12	1.0-2	1	1-67	0-0	0	0	0	2-2	0	0	0	7	14
Nov 23	UT MARTIN	28	20	48	3.0-7	0.0-0	0	1-0	1-0	1	3	0	1-1	0	0	0	0	7
Kentucky Wildcats		425	272	697	52.0-176	16.0-89	14	11-72	7-146	15	39	1	25-25	0	0	0	57	208
Kentucky Wildcats		381	208	589	54.0-244	26.0-175	14	9-0	7-97	27	47	1	32-36	0	0	0	1	271

Date	Opponent	Punting										Field Goals			Kickoffs				
		no.	yds	avg	long	blkd	tb	fc	50+	i20	md-att	long	blkd	no.	yds	avg	tb	ob	
Aug 31	TOLEDO ROCKETS	8	339	42.4	58	0	0	2	2	4	1-1	46	0	4	250	62.5	1	0	
Sep 07	EASTERN MICHIGAN	4	174	43.5	49	0	0	0	0	2	1-1	24	0	4	259	64.8	3	0	
Sep 14	FLORIDA	1	44	44.0	44	0	0	0	0	1	1-2	32	0	6	387	64.5	5	0	
Sep 21	at Mississippi State	3	147	49.0	50	0	2	0	1	0	0-0	0	0	5	295	59.0	3	0	
Sep 28	at South Carolina	9	461	51.2	65	0	2	1	4	5	1-1	26	0	5	323	64.6	2	0	
Oct 12	ARKANSAS	4	177	44.2	50	0	0	0	1	2	2-2	44	0	5	323	64.6	3	0	
Oct 19	at Georgia	6	317	52.8	64	0	2	0	3	1	0-0	0	0	4	216	54.0	1	0	
Oct 26	MISSOURI	6	262	43.7	56	0	1	0	1	2	0-1	0	0	2	130	65.0	2	0	
Nov 09	TENNESSEE	4	141	35.2	57	1	0	1	2	3	1-1	26	0	4	259	64.8	3	0	
Nov 16	at Vanderbilt	3	116	38.7	42	0	0	2	0	1	0-0	0	0	3	195	65.0	3	0	
Nov 23	UT MARTIN	8	292	36.5	49	0	0	0	0	2	0-0	0	0	2	81	40.5	0	0	
Kentucky Wildcats		56	2470	44.1	65	1	7	6	14	23	7-9	46	0	44	2718	61.8	26	0	
Kentucky Wildcats		45	2200	48.9	70	0	4	9	22	23	7-12	50	0	53	3279	61.9	39	0	

The Automated ScoreBook
Kentucky Wildcats Team Game-by-Game Comparison (as of Nov 24, 2019)
All games

Opponent	Score	First Downs				Pen	Rushing Number-Yards	Passing		Total Offense Plays-Yards	Return Yards	Turn- Overs
		Total	Rush	Pass	Comp-Att-Int			Yards				
TOLEDO ROCKETS	38 - 24	20 / 15	8 / 6	9 / 7	3 / 2	39-176 / 39-181	19-26-0 / 11-25-1	246 / 166	65-422 / 64-347	70 / 68	2 / 2	
EASTERN MICHIGAN	38 - 17	26 / 24	14 / 6	10 / 16	2 / 2	39-239 / 22-49	20-36-0 / 34-53-2	222 / 337	75-461 / 75-386	99 / 0	1 / 2	
FLORIDA	21 - 29	26 / 21	10 / 4	14 / 12	2 / 5	41-140 / 27-138	23-35-3 / 21-30-1	267 / 300	76-407 / 57-438	40 / 70	4 / 2	
Mississippi State	13 - 28	21 / 22	9 / 12	10 / 9	2 / 1	28-154 / 40-241	15-42-1 / 17-22-1	232 / 180	70-386 / 62-421	86 / 52	1 / 2	
South Carolina	7 - 24	9 / 21	4 / 14	4 / 7	1 / 0	28-115 / 46-247	13-34-1 / 15-27-0	97 / 140	62-212 / 73-387	93 / -2	2 / 1	
ARKANSAS	24 - 20	21 / 16	15 / 6	5 / 7	1 / 3	54-330 / 30-183	8-12-0 / 12-27-0	88 / 122	66-418 / 57-305	66 / 64	1 / 0	
Georgia	0 - 21	9 / 14	8 / 10	1 / 3	0 / 1	35-160 / 43-235	2-16-0 / 9-12-0	17 / 35	51-177 / 55-270	88 / 8	1 / 0	
MISSOURI	29 - 7	15 / 14	11 / 8	2 / 4	2 / 2	48-297 / 34-125	4-8-0 / 14-29-0	63 / 164	56-360 / 63-289	29 / 13	2 / 2	
TENNESSEE	13 - 17	21 / 13	18 / 2	1 / 10	2 / 1	64-302 / 21-83	4-7-1 / 14-25-0	25 / 213	71-327 / 46-296	20 / 29	1 / 1	
Vanderbilt	38 - 14	30 / 14	22 / 7	6 / 5	2 / 2	57-401 / 25-140	11-15-0 / 11-24-1	127 / 90	72-528 / 49-230	0 / 67	1 / 1	
UT MARTIN	50 - 7	16 / 14	15 / 4	0 / 10	1 / 0	45-462 / 32--12	2-11-1 / 22-38-1	17 / 216	56-479 / 70-204	14 / 92	2 / 3	
Totals	271 - 208	214 / 188	134 / 79	62 / 90	18 / 19	478-2776 / 359-1610	121-242-7 / 180-312-7	1401 / 1963	720-4177 / 671-3573	605 / 461	18 / 16	

Opponent	3rd Down Conversions	4th Down Conversions	Time of Possession	TOP Margin	Avg Yds/Rush	Avg Yds/Pass	Avg Yds/Play	Punting Number-Avg	Penalties Number-Yards	Sacks
TOLEDO ROCKETS	3-11 / 7-16	1-1 / 0-0	30:45 / 29:15	1:30	4.5 / 4.6	9.5 / 6.6	6.5 / 5.4	6-54.0 / 8-42.4	7-61 / 11-80	4 / 1
EASTERN MICHIGAN	9-14 / 6-14	0-0 / 1-2	33:01 / 26:59	6:02	6.1 / 2.2	6.2 / 6.4	6.1 / 5.1	3-43.3 / 4-43.5	7-84 / 5-46	2 / 2
FLORIDA	8-15 / 4-8	1-2 / 0-1	34:55 / 25:05	9:50	3.4 / 5.1	7.6 / 10.0	5.4 / 7.7	2-54.5 / 1-44.0	9-79 / 7-78	1 / 1
Mississippi State	1-12 / 6-10	3-4 / 0-0	26:54 / 33:06	-6:12	5.5 / 6.0	5.5 / 8.2	5.5 / 6.8	3-51.3 / 3-49.0	5-40 / 5-45	2 / 3
South Carolina	2-15 / 5-15	0-2 / 0-0	26:10 / 33:50	-7:40	4.1 / 5.4	2.9 / 5.2	3.4 / 5.3	9-51.1 / 9-51.2	4-20 / 5-40	3 / 4
ARKANSAS	7-14 / 6-13	0-1 / 0-1	37:11 / 22:49	14:22	6.1 / 6.1	7.3 / 4.5	6.3 / 5.4	3-44.3 / 4-44.2	7-44 / 5-39	3 / 1
Georgia	3-13 / 3-12	0-2 / 1-2	26:32 / 33:28	-6:56	4.6 / 5.5	1.1 / 2.9	3.5 / 4.9	7-40.1 / 6-52.8	7-60 / 4-33	0 / 1
MISSOURI	3-12 / 4-14	2-2 / 0-2	33:19 / 26:41	6:38	6.2 / 3.7	7.9 / 5.7	6.4 / 4.6	5-52.4 / 6-43.7	4-48 / 8-75	4 / 0
TENNESSEE	7-15 / 5-11	2-5 / 0-0	41:37 / 18:23	23:14	4.7 / 4.0	3.6 / 8.5	4.6 / 6.4	3-46.3 / 4-35.2	4-29 / 6-56	1 / 2
Vanderbilt	8-11 / 3-9	0-1 / 1-4	38:39 / 21:21	17:18	7.0 / 5.6	8.5 / 3.8	7.3 / 4.7	1-35.0 / 3-38.7	11-91 / 5-42	0 / 1
UT MARTIN	3-9 / 6-17	1-2 / 0-1	29:06 / 30:54	-1:48	10.3 / -0.4	1.5 / 5.7	8.6 / 2.9	3-57.7 / 8-36.5	2-25 / 4-45	6 / 0
Totals	54-141 / 55-139	10-22 / 3-13	358:09 / 301:51	56:18	5.8 / 4.5	5.8 / 6.3	5.8 / 5.3	45-48.9 / 56-44.1	67-581 / 65-579	26 / 16

Note: Game totals are displayed in the format TEAM/OPPONENT for each category

The Automated ScoreBook
Kentucky Wildcats By-Quarter Statistics (as of Nov 24, 2019)
All games

3rd-Down Conversions

Date	Opponent	Score	Overall	1st Qtr	2nd Qtr	3rd Qtr	4th Qtr	Overtime
Aug 31, 2019	TOLEDO ROCKETTS	W 38-24	3-11 27.3	1-3 33.3	0-2 0.0	0-3 0.0	2-3 66.7	
Sep 07, 2019	EASTERN MICHIGAN	W 38-17	9-14 64.3	3-4 75.0	3-6 50.0	2-2 100.0	1-2 50.0	
Sep 14, 2019	FLORIDA	L 21-29	8-15 53.3	2-3 66.7	3-4 75.0	3-4 75.0	0-4 0.0	
Sep 21, 2019	at Mississippi State	L 13-28	1-12 8.3	1-3 33.3	0-3 0.0	0-1 0.0	0-5 0.0	
Sep 28, 2019	at South Carolina	L 7-24	2-15 13.3	0-4 0.0	0-2 0.0	2-6 33.3	0-3 0.0	
Oct 12, 2019	ARKANSAS	W 24-20	7-14 50.0	1-3 33.3	2-3 66.7	3-6 50.0	1-2 50.0	
Oct 19, 2019	at Georgia	L 0-21	3-13 23.1	0-3 0.0	1-3 33.3	0-3 0.0	2-4 50.0	
Oct 26, 2019	MISSOURI	W 29-7	3-12 25.0	0-1 0.0	1-3 33.3	0-3 0.0	2-5 40.0	
Nov 09, 2019	TENNESSEE	L 13-17	7-15 46.7	3-4 75.0	1-4 25.0	1-3 33.3	2-4 50.0	
Nov 16, 2019	at Vanderbilt	W 38-14	8-11 72.7	1-2 50.0	3-3 100.0	3-3 100.0	1-3 33.3	
Nov 23, 2019	UT MARTIN	W 50-7	3-9 33.3	1-4 25.0	0-2 0.0	1-2 50.0	1-1 100.0	
Kentucky Wildcats			54-141 38.3	13-34 38.2	14-35 40.0	15-36 41.7	12-36 33.3	0-0 0.0
Opponents			55-139 39.6	14-36 38.9	12-33 36.4	13-31 41.9	16-39 41.0	0-0 0.0

4th-Down Conversions

Date	Opponent	Score	Overall	1st Qtr	2nd Qtr	3rd Qtr	4th Qtr	Overtime
Aug 31, 2019	TOLEDO ROCKETTS	W 38-24	1-1 100.0	1-1 100.0	0-0 0.0	0-0 0.0	0-0 0.0	
Sep 07, 2019	EASTERN MICHIGAN	W 38-17	0-0 0.0	0-0 0.0	0-0 0.0	0-0 0.0	0-0 0.0	
Sep 14, 2019	FLORIDA	L 21-29	1-2 50.0	0-0 0.0	0-0 0.0	0-0 0.0	1-2 50.0	
Sep 21, 2019	at Mississippi State	L 13-28	3-4 75.0	0-0 0.0	0-0 0.0	1-1 100.0	2-3 66.7	
Sep 28, 2019	at South Carolina	L 7-24	0-2 0.0	0-1 0.0	0-0 0.0	0-1 0.0	0-0 0.0	
Oct 12, 2019	ARKANSAS	W 24-20	0-1 0.0	0-1 0.0	0-0 0.0	0-0 0.0	0-0 0.0	
Oct 19, 2019	at Georgia	L 0-21	0-2 0.0	0-0 0.0	0-0 0.0	0-0 0.0	0-2 0.0	
Oct 26, 2019	MISSOURI	W 29-7	2-2 100.0	0-0 0.0	1-1 100.0	0-0 0.0	1-1 100.0	
Nov 09, 2019	TENNESSEE	L 13-17	2-5 40.0	1-1 100.0	1-1 100.0	0-1 0.0	0-2 0.0	
Nov 16, 2019	at Vanderbilt	W 38-14	0-1 0.0	0-0 0.0	0-0 0.0	0-0 0.0	0-1 0.0	
Nov 23, 2019	UT MARTIN	W 50-7	1-2 50.0	0-0 0.0	1-1 100.0	0-1 0.0	0-0 0.0	
Kentucky Wildcats			10-22 45.5	2-4 50.0	3-3 100.0	1-4 25.0	4-11 36.4	0-0 0.0
Opponents			3-13 23.1	0-0 0.0	0-1 0.0	0-2 0.0	3-10 30.0	0-0 0.0

Time of Possession

Date	Opponent	Score	Overall	1st Qtr	2nd Qtr	3rd Qtr	4th Qtr	Overtime
Aug 31, 2019	TOLEDO ROCKETTS	W 38-24	30:45	8:14	4:59	9:33	7:59	
Sep 07, 2019	EASTERN MICHIGAN	W 38-17	33:01	8:09	8:15	10:02	6:35	
Sep 14, 2019	FLORIDA	L 21-29	34:55	7:37	9:07	10:40	7:31	
Sep 21, 2019	at Mississippi State	L 13-28	26:54	9:08	5:16	4:18	8:12	
Sep 28, 2019	at South Carolina	L 7-24	26:10	6:01	4:50	9:48	5:31	
Oct 12, 2019	ARKANSAS	W 24-20	37:11	7:52	10:04	11:15	8:00	
Oct 19, 2019	at Georgia	L 0-21	26:32	6:47	4:31	10:04	5:10	
Oct 26, 2019	MISSOURI	W 29-7	33:19	4:59	10:34	6:40	11:06	
Nov 09, 2019	TENNESSEE	L 13-17	41:37	12:23	9:03	7:25	12:46	
Nov 16, 2019	at Vanderbilt	W 38-14	38:39	8:09	12:01	9:58	8:31	
Nov 23, 2019	UT MARTIN	W 50-7	29:06	6:27	8:40	8:37	5:22	
Kentucky Wildcats			Total	85:46	87:20	98:20	86:43	0:00
			Avg.	7:47	7:56	8:56	7:53	0:00
Opponents			Total	79:14	77:40	66:40	78:17	0:00
			Avg.	7:12	7:03	6:03	7:07	0:00

The Automated ScoreBook
Kentucky Wildcats Passing Game-by-Game (as of Nov 24, 2019)
All games

# 12 Sawyer Smith	Comp	Att	Int	Pct	Yards	TD	Long	Sacked	Effic
Eastern Michigan	5	9	0	55.6	76	2	54	0-0	199.82
Florida	23	35	3	65.7	267	2	26	1-8	131.51
Mississippi State	15	41	1	36.6	232	0	39	3-16	79.24
South Carolina	11	32	1	34.4	90	0	26	4-34	51.75
Missouri	1	1	0	100.0	9	0	9	0-0	175.60
Vanderbilt	2	4	0	50.0	16	0	11	0-0	83.60
UT Martin	0	3	0	0.0	0	0	0	0-0	0.00
TOTALS	57	125	5	45.6	690	4	54	8-58	94.53

# 3 Terry Wilson	Comp	Att	Int	Pct	Yards	TD	Long	Sacked	Effic
Toledo Rockets	19	26	0	73.1	246	2	40	1-6	177.94
Eastern Michigan	14	26	0	53.8	114	0	14	2-2	90.68
TOTALS	33	52	0	63.5	360	2	40	3-8	134.31

# 1 Lynn Bowden Jr.	Comp	Att	Int	Pct	Yards	TD	Long	Sacked	Effic
Eastern Michigan	1	1	0	100.0	32	0	32	0-0	368.80
Mississippi State	0	1	0	0.0	0	0	0	0-0	0.00
South Carolina	2	2	0	100.0	7	0	9	0-0	129.40
Arkansas	7	11	0	63.6	78	1	31	1-7	153.20
Georgia	2	15	0	13.3	17	0	9	1-3	22.85
Missouri	3	7	0	42.9	54	0	44	0-0	107.66
Tennessee	4	7	1	57.1	25	0	12	2-11	58.57
Vanderbilt	8	10	0	80.0	104	1	40	1-2	200.36
UT Martin	1	6	1	16.7	9	0	9	0-0	-4.07
TOTALS	28	60	2	46.7	326	2	44	5-23	96.64

# 1W Walker Wood	Comp	Att	Int	Pct	Yards	TD	Long	Sacked	Effic
Vanderbilt	1	1	0	100.0	7	0	7	0-0	158.80
UT Martin	1	2	0	50.0	8	0	8	0-0	83.60
TOTALS	2	3	0	66.7	15	0	8	0-0	108.67

# 10 Asim Rose	Comp	Att	Int	Pct	Yards	TD	Long	Sacked	Effic
Arkansas	1	1	0	100.0	10	0	10	0-0	184.00
TOTALS	1	1	0	100.0	10	0	10	0-0	184.00

# 6 Josh Ali	Comp	Att	Int	Pct	Yards	TD	Long	Sacked	Effic
Georgia	0	1	0	0.0	0	0	0	0-0	0.00
TOTALS	0	1	0	0.0	0	0	0	0-0	0.00

The Automated ScoreBook
Kentucky Wildcats Red-Zone Results (as of Nov 24, 2019)
All games

Kentucky Wildcats Inside Opponent Red-Zone

Date	Opponent	Score	Times In RZ	Times Scored	Total Pts	TDs	Rush TDs	Pass TDs	FGs Made	Failed to score inside RZ					
										FGA	Down	Int	Fumb	Half	Game
Aug 31, 2019	TOLEDO ROCKETS	W 38-24	3	3	21	3	2	1	0	0	0	0	0	0	0
Sep 07, 2019	EASTERN MICHIGAN	W 38-17	5	4	24	3	2	1	1	0	0	0	1	0	0
Sep 14, 2019	FLORIDA	L 21-29	4	2	14	2	1	1	0	1	0	1	0	0	0
Sep 21, 2019	at Mississippi State	L 13-28	4	2	10	1	1	0	1	2	0	0	0	0	0
Sep 28, 2019	at South Carolina	L 7-24	1	1	7	1	1	0	0	0	0	0	0	0	0
Oct 12, 2019	ARKANSAS	W 24-20	4	3	17	2	1	1	1	0	0	0	0	1	0
Oct 19, 2019	at Georgia	L 0-21	1	0	0	0	0	0	0	0	1	0	0	0	0
Oct 26, 2019	MISSOURI	W 29-7	3	3	19	3	3	0	0	0	0	0	0	0	0
Nov 09, 2019	TENNESSEE	L 13-17	2	1	7	1	1	0	0	0	1	0	0	0	0
Nov 16, 2019	at Vanderbilt	W 38-14	4	4	24	3	2	1	1	0	0	0	0	0	0
Nov 23, 2019	UT MARTIN	W 50-7	4	4	27	4	4	0	0	0	0	0	0	0	0
Totals			35	27	170	23	18	5	4	3	2	1	1	1	0
27 of 35 (77.1%)															

Opponents Inside Kentucky Wildcats Red-Zone

Date	Opponent	Score	Times In RZ	Times Scored	Total Pts	TDs	Rush TDs	Pass TDs	FGs Made	Failed to score inside RZ					
										FGA	Down	Int	Fumb	Half	Game
Aug 31, 2019	TOLEDO ROCKETS	W 38-24	2	2	14	2	2	0	0	0	0	0	0	0	0
Sep 07, 2019	EASTERN MICHIGAN	W 38-17	3	2	10	1	0	1	1	0	0	0	0	1	0
Sep 14, 2019	FLORIDA	L 21-29	5	4	22	3	2	1	1	1	0	0	0	0	0
Sep 21, 2019	at Mississippi State	L 13-28	4	3	21	3	3	0	0	0	0	0	1	0	0
Sep 28, 2019	at South Carolina	L 7-24	3	3	17	2	2	0	1	0	0	0	0	0	0
Oct 12, 2019	ARKANSAS	W 24-20	3	2	10	1	1	0	1	0	1	0	0	0	0
Oct 19, 2019	at Georgia	L 0-21	2	2	14	2	2	0	0	0	0	0	0	0	0
Oct 26, 2019	MISSOURI	W 29-7	1	0	0	0	0	0	0	0	1	0	0	0	0
Nov 09, 2019	TENNESSEE	L 13-17	3	3	17	2	0	2	1	0	0	0	0	0	0
Nov 16, 2019	at Vanderbilt	W 38-14	2	1	7	1	1	0	0	0	1	0	0	0	0
Nov 23, 2019	UT MARTIN	W 50-7	2	1	7	1	1	0	0	0	0	1	0	0	0
Totals			30	23	139	18	14	4	5	1	3	1	1	1	0
23 of 30 (76.7%)															

The Automated ScoreBook
Kentucky Wildcats All-Purpose Yards Game-by-Game (as of Nov 24, 2019)
All games

ALL-PURPOSE YARDS	Total	TOLEDO	EMU	UF	MS	SC	AR	UGA	MU	UT	VANDY	UTM
Lynn Bowden Jr.	1552	118	137	89	210	146	196	99	204	114	110	129
Asim Rose	791	90	94	64	105	44	90	37	51	44	67	105
Kavosiey Smoke	577	78	92	79	25	7	45	5	8	58	123	57
Chris Rodriguez	429	56	-	-	-	65	-	36	13	81	129	49
Josh Ali	258	8	11	28	61	27	31	16	38	14	27	-3
Ahmad Wagner	254	57	71	70	15	35	-	-	1	DNP	-4	9
Zach Johnson	125	-	-	-	-	-	48	58	-	19	-	-
Justin Rigg	112	-	9	50	-	5	43	-	-	5	-	-
Bryce Oliver	111	32	-	-	-	-	8	9	44	DNP	18	-
Clevan Thomas	85	-	-	-	8	2	10	8	4	8	45	-
Keaton Upshaw	78	19	19	13	19	-	-	-	-	-	8	-
Terry Wilson	76	1	75	DNP	DNP	DNP	DNP	DNP	DNP	DNP	DNP	-
Allen Dailey	75	31	14	8	-	8	14	-	-	-	DNP	-
Travis Tisdale	57	DNP	DNP	DNP	DNP	DNP	DNP	DNP	DNP	DNP	-3	60
Tyler Markray	52	DNP	DNP	DNP	DNP	DNP	DNP	DNP	DNP	DNP	DNP	52
Quandre Mosely	39	-	-	-	39	-	-	-	-	-	-	-
Max Duffy	26	-	-	-	-	-	-	-	26	-	-	-
Walker Wood	22	DNP	DNP	DNP	DNP	DNP	DNP	DNP	DNP	DNP	12	10
Tyrell Ajian	22	-	-	22	-	-	-	DNP	-	-	-	-
Kash Daniel	18	-	18	-	-	-	-	-	DNP	-	-	-
Drew Schlegel	15	-	-	12	3	-	-	-	-	-	-	-
Jordan Griffin	15	-	15	-	-	DNP	-	-	-	-	-	-
Nik Ognenovic	8	DNP	DNP	DNP	DNP	DNP	DNP	DNP	DNP	DNP	-	8
Akeem Hayes	7	DNP	DNP	DNP	DNP	-	2	-	-	-	5	-
DeAndre Square	3	3	-	-	-	-	-	-	-	-	-	DNP
Joshua Paschal	2	-	-	-	-	-	-	-	-	2	-	-
Sawyer Smith	-11	DNP	5	12	-8	-34	DNP	DNP	-	2	-8	20
Team	-16	-1	-	-	-5	-	-3	-3	-	-	-1	-3

The Automated ScoreBook
Kentucky Wildcats Return Stats Game-by-Game (as of Nov 24, 2019)
All games

PUNT RETURNS	No-Yds	TOLEDO	EMU	UF	MS	SC	AR	UGA	MU	UT	VANDY	UTM
Josh Ali	11-71	1-6	-	-	-	1-9	2-18	2-13	3-29	1--1	-	1--3
Lynn Bowden Jr.	4-53	1--1	1-29	-	1-25	-	1-0	-	-	-	-	-
Joshua Paschal	1-2	-	-	-	-	-	-	-	-	1-2	-	-

KICK RETURNS	No-Yds	TOLEDO	EMU	UF	MS	SC	AR	UGA	MU	UT	VANDY	UTM
Lynn Bowden Jr.	8-200	2-42	1-37	1-18	1-19	3-84	-	-	-	-	-	-
Zach Johnson	4-125	-	-	-	-	-	2-48	1-58	-	1-19	-	-
Chris Rodriguez	2-37	1-20	-	-	-	-	-	1-17	-	-	-	-
Kavosiey Smoke	1-17	-	-	-	-	-	-	-	-	-	-	1-17
Drew Schlegel	1-3	-	-	-	1-3	-	-	-	-	-	-	-

INT. RETURNS	No-Yds	TOLEDO	EMU	UF	MS	SC	AR	UGA	MU	UT	VANDY	UTM
Jordan Griffin	1-15	-	1-15	-	-	DNP	-	-	-	-	-	-
Quandre Mosely	1-39	-	-	-	1-39	-	-	-	-	-	-	-
Kash Daniel	1-18	-	1-18	-	-	-	-	-	DNP	-	-	-
Jamin Davis	1-0	-	-	-	-	-	-	-	-	-	-	1-0
Yusuf Corker	1-0	-	-	-	-	-	-	-	-	-	1-0	-
Tyrell Ajian	1-22	-	-	1-22	-	-	-	DNP	-	-	-	-
DeAndre Square	1-3	1-3	-	-	-	-	-	-	-	-	-	DNP

FUMBLE RETURNS	No-Yds	TOLEDO	EMU	UF	MS	SC	AR	UGA	MU	UT	VANDY	UTM
----------------	--------	--------	-----	----	----	----	----	-----	----	----	-------	-----

The Automated ScoreBook
Kentucky Wildcats Sacks Game-by-Game (as of Oct 27, 2019)
All games

SACKS	UA-A	Total	TOLEDO	EMU	UF	MS	SC	AR	UGA	MU
Calvin Taylor DE	5-0	5.0	1.0-5	-	-	-	1.0-6	1.0-7	-	2.0-12
Jamar Watson LB	3-1	3.5	0.5-4	-	-	-	2.0-9	1.0-8	-	-
Jordan Wright LB	2-0	2.0	-	1.0-13	-	-	-	-	-	1.0-8
Joshua Paschal LB	2-0	2.0	1.0-10	-	-	-	-	-	-	1.0-1
DeAndre Square LB	1-1	1.5	0.5-4	-	-	1.0-9	-	-	-	-
Brandin Echols DB	1-0	1.0	-	-	-	1.0-5	-	-	-	-
T.J. Carter DE	1-0	1.0	1.0-5	-	-	-	-	-	-	-
Kordell Looney DT	1-0	1.0	-	-	1.0-5	-	-	-	-	-
Jordan Griffin	1-0	1.0	-	1.0-5	-	-	DNP	-	-	-
Quinton Bohanna NG	1-0	1.0	-	-	-	-	-	1.0-3	-	-

The Automated ScoreBook
Kentucky Wildcats Fumbles Game-by-Game (as of Nov 24, 2019)
All games

FUMBLES	No-Lost	TOLEDO	EMU	UF	MS	SC	AR	UGA	MU	UT	VANDY	UTM
Lynn Bowden Jr. WR	8-5	1-1	1-0	-	-	1-0	1-1	1-1	2-2	-	-	1-0
Sawyer Smith QB	4-2	DNP	-	1-1	1-0	1-1	DNP	DNP	-	-	1-0	-
Josh Ali WR	3-1	-	-	-	-	-	1-0	1-0	-	-	-	1-1
Asim Rose RB	2-2	-	1-1	-	-	-	-	-	-	-	1-1	-
Chris Rodriguez RB	2-1	2-1	-	-	-	-	-	-	-	-	-	-
Terry Wilson QB	1-0	1-0	-	DNP	DNP	DNP	DNP	DNP	DNP	DNP	DNP	-

FUMBLES FORCED	Number	TOLEDO	EMU	UF	MS	SC	AR	UGA	MU	UT	VANDY	UTM
Calvin Taylor	3	-	-	-	-	1	-	-	1	1	-	-
Joshua Paschal	2	1	-	-	-	-	-	-	-	-	-	1
Kordell Looney	2	-	-	1	-	-	-	-	-	-	-	1
Brandin Echols	2	-	-	-	1	-	-	-	1	-	-	-
Jordan Wright	1	-	-	-	-	-	-	-	1	-	-	-
Jamar Watson	1	-	-	-	-	-	1	-	-	-	-	-
DeAndre Square	1	-	-	-	-	-	-	-	-	-	1	DNP
Chris Oats	1	-	-	-	-	-	-	-	1	-	-	DNP
Cedrick Dort	1	-	1	-	-	-	-	-	-	DNP	-	-

FUMBLES RECOVERED	Number	TOLEDO	EMU	UF	MS	SC	AR	UGA	MU	UT	VANDY	UTM
Jordan Griffin	2	-	-	-	-	DNP	-	-	1	-	-	1
Yusuf Corker	2	1	-	-	-	-	-	-	-	-	-	1
Marquan Mccall	1	-	-	-	-	-	-	-	-	1	-	-
Taj Dodson	1	-	-	1	DNP	DNP	DNP	DNP	DNP	DNP	DNP	DNP
Jordan Wright	1	-	-	-	-	-	-	-	1	-	-	-
Jamari Brown	1	-	-	-	1	-	-	-	-	-	-	-
Brett Slusher WR	1	-	-	-	-	1	-	-	-	-	-	-

NCAA Statistics

Kentucky - 2019-20 Football Ranking Summary thru games 11/23/2019

Statistic	National Rank	Conference Rank	Value	National Leader	Value	Conference Leader	Value
3rd Down Conversion Pct (130 ranked)	84	9	0.383	Ohio St.	0.581	Alabama	0.543
3rd Down Conversion Pct Defense (130 ranked)	70	11	0.396	Wisconsin	0.246	Auburn	0.289
4th Down Conversion Pct (130 ranked)	91	10	0.455	Wisconsin	0.846	Texas A&M	0.750
4th Down Conversion Pct Defense (130 ranked)	2	2	0.231	Florida	0.125	Florida	0.125
Blocked Kicks (56 ranked)	56	6	1	Houston	6	Alabama Texas A&M Tennessee	3 3 3
Blocked Kicks Allowed (129 ranked)	35	3	1	34 teams tied	0	Mississippi St. Florida	0 0
Blocked Punts (18 ranked)	18	3	1	Houston	5	Alabama Tennessee	2 2
Blocked Punts Allowed (130 ranked)	1	1	0	81 teams tied	0	9 teams tied	0
Completion Percentage (130 ranked)	124	14	0.500	LSU	0.771	LSU	0.771
Defensive TDs (45 ranked)	45	7	1	Illinois	6	Missouri	5
Fewest Penalties (130 ranked)	58	6	67	Air Force	38	Arkansas Ole Miss	54 54
Fewest Penalties Per Game (130 ranked)	58	6	6.09	Air Force	3.45	Arkansas Ole Miss	4.91 4.91
Fewest Penalty Yards (130 ranked)	58	7	581	Rice	313	Arkansas	442
Fewest Penalty Yards Per Game (130 ranked)	58	7	52.82	Rice	28.45	Arkansas	40.18
First Downs Defense (130 ranked)	18	4	188	Clemson	129	Georgia	168
First Downs Offense (130 ranked)	93	11	214	Ohio St.	313	LSU	301
Fumbles Lost (130 ranked)	115	14	11	Oregon St.	1	Vanderbilt	3
Fumbles Recovered (130 ranked)	23	5	9	Illinois	16	Auburn	13
Kickoff Return Defense (130 ranked)	7	3	15.90	Akron	13.54	Alabama	14.95
Kickoff Returns (130 ranked)	25	2	23.88	Virginia	30.71	Ole Miss	24.20
Net Punting (130 ranked)	1	1	45.24	Kentucky	45.24	Kentucky	45.24
Passes Had Intercepted (130 ranked)	37	6	7	Ga. Southern	0	Alabama Georgia	4 4
Passes Intercepted (128 ranked)	88	10	7	Oregon	17	Florida Alabama	15 15
Passing Offense (130 ranked)	126	14	127.4	Washington St.	456.7	LSU	386.8
Passing Yards Allowed (130 ranked)	10	1	178.5	Ohio St.	126.2	Kentucky	178.5
Passing Yards per Completion (130 ranked)	97	11	11.58	Air Force	24.64	Alabama	15.46
Punt Return Defense (130 ranked)	84	6	9.33	FIU	-1.75	Florida	1.29
Punt Returns (130 ranked)	66	11	7.88	Alabama	24.67	Alabama	24.67
Red Zone Defense (130 ranked)	22	4	0.767	Louisiana Tech	0.630	Florida	0.643
Red Zone Offense (130 ranked)	103	10	0.771	Georgia	0.977	Georgia	0.977
Rushing Defense (130 ranked)	56	9	146.4	Utah	55.9	Georgia	68.5
Rushing Offense (130 ranked)	12	2	252.4	Navy	352.2	Ole Miss	261.5
Sacks Allowed (130 ranked)	27	3	1.45	Air Force	0.36	Georgia	0.73
Scoring Defense (130 ranked)	18	5	18.9	Ohio St.	10.5	Georgia	10.7
Scoring Offense (130 ranked)	95	10	24.6	Ohio St.	49.4	Alabama LSU	48.5 48.5
Tackles for Loss Allowed (130 ranked)	25	4	4.73	Army West Point	2.64	Georgia	4.18
Team Passing Efficiency (130 ranked)	124	12	103.75	Alabama	202.84	Alabama	202.84
Team Passing Efficiency Defense (130 ranked)	17	4	112.40	Clemson	89.92	Texas A&M	108.74
Team Sacks (130 ranked)	49	5	2.36	Pittsburgh	4.36	Florida	3.45
Team Tackles for Loss (130 ranked)	104	12	4.9	UCF	9.4	Florida	7.7
Time of Possession (130 ranked)	19	3	32:33	Wisconsin	36:39	Texas A&M	33:42
Total Defense (130 ranked)	26	7	324.8	Ohio St.	217.4	Georgia	267.8
Total Offense (130 ranked)	89	10	379.7	Oklahoma	574.7	LSU	561.2
Turnover Margin (130 ranked)	80	12	-0.18	Alabama	1.55	Alabama	1.55
Turnovers Gained (129 ranked)	55	7	16	Illinois	27	Alabama	25
Turnovers Lost (130 ranked)	93	12	18	Oregon St.	5	Alabama Georgia	8 8
Winning Percentage (130 ranked)	55	7	0.545	Ohio St. LSU Clemson	1.000 1.000 1.000	LSU	1.000

Statistic	Player	National Rank	Conference Rank	Value	National Leader	Value	Conference Leader	Value
All Purpose (199 ranked)	Lynn Bowden Jr.	14	2	141.09	Chuba Hubbard, Oklahoma St.	185.82	Clyde Edwards-Helaire, LSU	148.64
Blocked Kicks (1 ranked)					13 players tied	2	Ale Kaho, Alabama	2
Combined Kick Returns (199 ranked)	Lynn Bowden Jr. Zach Johnson	104 185	9 19	253 125	Isaiah Rodgers, Massachusetts	1,415	Jaylen Waddle, Alabama	494
Completion Percentage (106 ranked)					Joe Burrow, LSU	0.789	Joe Burrow, LSU	0.789
Completions Per Game (100 ranked)					Anthony Gordon, Washington St.	37.91	Joe Burrow, LSU	26.45
Field Goal Percentage (107 ranked)	Chance Poore	105	14	0.556	Nick Sciba, Wake Forest Logan Justus, Indiana Gabe Brkic, Oklahoma	1.000 1.000 1.000	Rodrigo Blankenship, Georgia	0.885
Field Goals Per Game (136 ranked)	Chance Poore	114	14	0.56	Keith Duncan, Iowa	2.45	Rodrigo Blankenship, Georgia	2.09
Forced Fumbles (10 ranked)	Calvin Taylor Jr.	10	1	0.27	Jake Hansen, Illinois	0.78	4 players tied	0.27
Fumbles Recovered (19 ranked)	Yusuf Corker Jordan Griffin	19 19	2 2	2 2	4 players tied	4	Richard LeCounte, Georgia	3
Interceptions Per Game (123 ranked)					Luq Barcoo, San Diego St. Douglas Coleman, Texas Tech	0.7 0.7	Jared Mayden, Alabama	0.4
Kickoff Return TDs (9 ranked)					8 players tied	2	Jerrion Ealy, Ole Miss	1
Kickoff Returns (69 ranked)					Deion Hair-Griffin, North Texas	40.8	Henry Ruggs III, Alabama	23.8
Passes Defended (30 ranked)					Amik Robertson, Louisiana Tech	1.9	Derek Stingley Jr., LSU	1.5
Passing Efficiency (106 ranked)					Tua Tagovailoa, Alabama	206.9	Tua Tagovailoa, Alabama	206.9
Passing TDs (158 ranked)	Sawyer Smith	158	17	4	Anthony Gordon, Washington St.	45	Joe Burrow, LSU	41
Passing Yards (130 ranked)					Anthony Gordon, Washington St.	4,920	Joe Burrow, LSU	4,014
Passing Yards Per Game (130 ranked)	Lynn Bowden Jr.	124	14	29.6	Anthony Gordon, Washington St.	447.3	Joe Burrow, LSU	364.9
Passing Yards per Completion (106 ranked)					Jalen Hurts, Oklahoma	16.58	Tua Tagovailoa, Alabama	15.78
Points Responsible For (189 ranked)					Jalen Hurts, Oklahoma	284	Joe Burrow, LSU	266
Points Responsible For Per Game (200 ranked)					Jalen Hurts, Oklahoma	25.8	Joe Burrow, LSU	24.2
Punt Return TDs (2 ranked)					Avery Williams, Boise St.	2	9 players tied	1
Punt Returns (48 ranked)					Jaylen Waddle, Alabama	24.9	Jaylen Waddle, Alabama	24.9
Punting (99 ranked)	Max Duffy	1	1	48.9	Max Duffy, Kentucky	48.9	Max Duffy, Kentucky	48.9
Receiving TDs (154 ranked)					Omar Bayless, Arkansas St. Ja'Marr Chase, LSU	15 15	Ja'Marr Chase, LSU	15
Receiving Yards (200 ranked)					Omar Bayless, Arkansas St.	1,375	Ja'Marr Chase, LSU	1,260
Receiving Yards Per Game (200 ranked)					Ja'Marr Chase, LSU	126.0	Ja'Marr Chase, LSU	126.0
Receptions Per Game (198 ranked)					Devin Duvernay, Texas	8.8	Bryan Edwards, South Carolina	7.1
Rush Yards Per Carry (158 ranked)	Lynn Bowden Jr. Asim Rose	2 57	1 10	7.37 5.48	Travis Etienne, Clemson	8.73	Lynn Bowden Jr., Kentucky	7.37
Rushing TDs (199 ranked)	Lynn Bowden Jr. Kavosiey Smoke Asim Rose Christopher Rodriguez Jr.	80 111 149 199	10 13 15 23	7 6 5 4	Levante Bellamy, Western Mich.	21	Clyde Edwards-Helaire, LSU	15
Rushing Yards (200 ranked)	Lynn Bowden Jr. Asim Rose Kavosiey Smoke	37 86 144	7 11 18	95 724 534	Chuba Hubbard, Oklahoma St.	1,832	Kylin Hill, Mississippi St.	1,215
Rushing Yards Per Game (200 ranked)	Lynn Bowden Jr. Asim Rose Kavosiey Smoke	41 95 147	6 12 18	86.5 65.8 48.5	Chuba Hubbard, Oklahoma St.	166.5	Kylin Hill, Mississippi St.	110.5
Sacks (149 ranked)	Calvin Taylor Jr. Jamar Watson	34 118	2 13	0.68 0.41	Chase Young, Ohio St.	1.83	Marlon Davidson, Auburn	0.75
Scoring (193 ranked)					Jonathan Taylor, Wisconsin	12.0	Cade York, LSU	10.2
Solo Tackles (34 ranked)					Evan Weaver, California	8.2	Nick Bolton, Missouri	6.1
Tackles For Loss (30 ranked)					Chase Young, Ohio St.	2.2	Marlon Davidson, Auburn	1.3
Total Interceptions (41 ranked)					Luq Barcoo, San Diego St. Douglas Coleman, Texas Tech	8 8	5 players tied	4
Total Offense (200 ranked)	Lynn Bowden Jr.	120	13	116.1	Anthony Gordon, Washington St.	449.5	Joe Burrow, LSU	386.6
Total Points Scored (150 ranked)					Jonathan Taylor, Wisconsin	132	Cade York, LSU	112
Total Tackles (490 ranked)	DeAndre Square Yusuf Corker	225 290	20 28	6.1 5.6	Evan Weaver, California	14.9	Nick Bolton, Missouri	8.9
Total Touchdowns (146 ranked)	Lynn Bowden Jr.	108	12	8	Jonathan Taylor, Wisconsin	22	Najee Harris, Alabama	17
Yards per Pass Attempt (106 ranked)					Jalen Hurts, Oklahoma	11.84	Tua Tagovailoa, Alabama	11.27
Yards per Reception (200 ranked)					Geraud Sanders, Air Force	25.46	Marquez Callaway, Tennessee	21.32



2019 DEPTH CHART (11/25)

OFFENSE

Left Tackle

67 Landon Young, 6-7, 321, Jr-2L
 66 Naasir Watkins, 6-5, 302, So-1L

Left Guard

71 Logan Stenberg, 6-6, 321, Sr-3L
 68 Kenneth Horsey, 6-3, 321, Fr-RS

Center

52 Drake Jackson, 6-2, 312, Jr-2L
 60 Quintin Wilson, 6-1, 302, Fr-RS

Right Guard

79 Luke Fortner, 6-6, 305, Jr-2L
 77 Mason Wolfe, 6-6, 323, Sr-2L

Right Tackle

70 Darian Kinnard, 6-5, 325, So-1L
 66 Naasir Watkins, 6-5, 302, So-1L

Tight End

83 Justin Rigg, 6-6, 263, Jr-2L
 88 Keaton Upshaw, 6-6, 255, Fr-RS

Wide Receiver (X)

14 Ahmad Wagner, 6-5, 237, Sr-1L
 86 DeMarcus Harris, 6-1, 176, Fr-HS

Wide Receiver (Y)

89 Allen Dailey Jr., 6-3, 204, So-1L
 18 Clevan Thomas Jr., 5-11, 213, So-1L

Wide Receiver (F)

1 Lynn Bowden Jr., 6-1, 206, Jr-2L
 18 Clevan Thomas Jr., 5-11, 213, So-1L

Wide Receiver (Z)

6 Josh Ali, 6-0, 193, Jr-2L
 85 Bryce Oliver, 6-1, 208, Fr-RS

Quarterback

1 Lynn Bowden Jr., 6-1, 206, Jr-2L
 12 Sawyer Smith, 6-3, 219, Jr-Tr
 17 Walker Wood, 6-0, 191, So-Sq

Running Back

10 A.J. Rose, 6-1, 218, Jr-2L
 20 Kavosiey Smoke, 5-9, 220, Fr-RS
 or 24 Christopher Rodriguez Jr., 5-11, 224, Fr-RS

SPECIALISTS

Kicker

12 Chance Poore, 6-2, 223, Fr-RS
 96 Matt Ruffolo, 5-11, 213, Jr-Sq

Punter

93 Max Duffy, 6-1, 194, Jr-1L
 86 Grant McKinniss, 6-1, 192, Sr-2L

Long Snapper

53 Blake Best, 6-1, 221, Sr-3L
 51 Cade Degraw, 5-11, 209, Fr-HS

Punt Return

1 Lynn Bowden Jr., 6-1, 206, Jr-2L

Kickoff Return

1 Lynn Bowden Jr., 6-1, 206, Jr-2L

Holder

86 Grant McKinniss, 6-1, 192, Sr-2L
 93 Max Duffy, 6-1, 194, Jr-1L

DEFENSE

Strongside Linebacker

31 Jamar "Boogie" Watson, 6-3, 224, Jr-2L
 6 Jared Casey, 6-3, 224, Fr-HS

Defensive Tackle

91 Calvin Taylor Jr., 6-9, 300, Sr-2L
 94 Abule Abadi-Fitzgerald, 6-6, 290, So-Sq

Nose Guard

95 Quinton Bohanna, 6-4, 361, Jr-2L
 50 Marquan McCall, 6-3, 371, So-1L

Defensive End

90 T.J. Carter, 6-4, 287, Sr-3L
 59 Kordell Looney, 6-3, 292, Jr-2L

Defensive End/Outside Linebacker

4 Josh Paschal, 6-3, 284, So-2L
 15 Jordan Wright, 6-5, 238, So-1L

Middle Linebacker

56 Kash Daniel, 6-1, 226, Sr-3L
 22 Chris Oats, 6-3, 231, So-1L

Weakside Linebacker

17 DeAndre Square, 6-1, 217, So-1L
 44 Jamin Davis, 6-4, 228, So-1L

Nickelback

3 Jordan Griffin, 6-0, 197, Sr-3L
 23 Tyrell Aijan, 6-0, 195, So-1L

Cornerback

27 Cedrick Dort Jr., 5-11, 182, So-1L
 32 Jamari Brown, 6-1, 196, Fr-RS

Cornerback

26 Brandin Echols, 5-11, 178, Jr-JC
 36 M.J. Devonshire Jr., 5-11, 175, Fr-HS

Strong Safety

3 Jordan Griffin, 6-0, 197, Sr-3L
 or 21 Quandre Mosely, 6-2, 193, Jr-JC

Free Safety

29 Yusuf Corker, 6-0, 195, So-1L
 30 Taj Dodson, 6-1, 192, Fr-HS