



2019-20 Men's Basketball

Bob Pristash - rp113@evansville.edu - Office: 812-488-2285 - Cell: 812-266-5288

FIVE NATIONAL CHAMPIONSHIPS | FIVE NCAA D-1 TOURNAMENTS | 2015 CIT CHAMPIONS

2019-20 MEN'S BASKETBALL GAME NOTES

Game 2 Evansville (1-0, 0-0 MVC) at Kentucky (2-0, 0-0 SEC)

November 12, 2019 | Rupp Arena | Lexington, Ky.

Evansville Purple Aces



STAT SHEET

79.0	Points Per Game	80.0
35.0	Rebounds Per Game	42.0
47.5%	Shooting Percentage	47.3%
85.7%	Free Throw Percentage	71.9%
13.0	Assists Per Game	13.0
7.0	Steals Per Game	6.0

Kentucky Wildcats



Evansville Quick Facts
Head Coach: Walter McCarty
Record at UE: 12-21 (2nd Season)
Career Record: Same

Kentucky Quick Facts
Head Coach: John Calipari
Record at UK: 307-71 (11th Season)
Career Record: 752-211 (28th Season)

2019-20 Schedule/Results

OCTOBER 2019

Oct. 28 vs. USI (exh.) W, 71-68 OT

NOVEMBER 2019

Nov. 9 vs. Ball State - ESPN3 W, 79-75
 Nov. 12 at Kentucky - SEC Network 6:00 p.m. CT
 Nov. 14 vs. IU Kokomo % - ESPN3 6:00 p.m.
 Nov. 18 vs. SMU - ESPN+ 6:00 p.m.
 Nov. 22 vs. East Carolina % FloSports 7:00 p.m.
 Nov. 23 vs. TBA % - FloSports TBA
 Nov. 24 vs. TBA % - FloSports TBA
 Nov. 30 at IUPUI - ESPN+ 6:00 p.m. CT

DECEMBER 2019

Dec. 4 vs. Western Illinois - ESPN3 6:00 p.m.
 Dec. 7 vs. Miami Ohio - ESPN+ 1:00 p.m.
 Dec. 14 at Green Bay - ESPN+ 6:00 p.m.
 Dec. 16 at Jacksonville State - ESPN+ 7:30 p.m.
 Dec. 21 vs. Murray State - ESPN+ 6:00 p.m.
 Dec. 31 at Missouri State* - ESPN+ 4:00 p.m.

JANUARY 2020

Jan. 4 vs. Valparaiso* - ESPN+ 6:00 p.m.
 Jan. 8 vs. Bradley* - ESPN+ 6:00 p.m.
 Jan. 11 at Loyola* - ESPN+ 3:00 p.m.
 Jan. 15 at Indiana State* - ESPN+ 6:00 p.m. CT
 Jan. 18 vs. Missouri State* - ESPN+ 1:00 p.m.
 Jan. 22 vs. Drake* - ESPN+ 6:00 p.m.
 Jan. 26 at Valparaiso* - MVC TV Network 4:00 p.m.
 Jan. 29 at Illinois State* - ESPN+ 7:00 p.m.

FEBRUARY 2020

Feb. 1 vs. UNI* - MVC TV Network 1:00 p.m.
 Feb. 5 vs. Southern Illinois* - ESPN+ 6:00 p.m.
 Feb. 9 at Bradley* - CBSSN or ESPNU 1/3 p.m.
 Feb. 12 vs. Loyola* - ESPN+ 6:00 p.m.
 Feb. 16 at Drake* - ESPNU/3 3:00 p.m.
 Feb. 20 at Southern Illinois* - ESPN+ 7:00 p.m.
 Feb. 23 vs. Indiana State* - ESPNU/3 1:00 p.m.
 Feb. 26 at UNI* - ESPN+/NBCSCH 7:00 p.m.
 Feb. 29 vs. Illinois State* - CBSSN or ESPN3 1:00 p.m.

MARCH 2020

March 5-8 Arch Madness - Enterprise Center - St. Louis

% - Islands of the Bahamas Showcase

* - MVC Game All Times Central

Follow the game



Rupp Arena
Lexington, Ky.



6 p.m. CT



SEC Network



www.GoPurpleAces.com

What you need to know...

DeAndre Williams debuted with 26 points on 11-of-14 shooting versus Ball State; it was the top UE debut in 33 seasons

Sam Cunliffe added 17 points in the win over Ball State; he was 6-of-13 overall, but hit 3 of his 4 attempts from long range

Evansville averaged a Ford Center record 5,299 fans per game in the 2018-19 season, a 40% increase from the prior season

Probable UE Starters (based on last game)



#3 Newton
PPG 0.0
RPG 2.0
Assists 0
Steals 0
Minutes 19.0



#13 Williams
PPG 26.0
RPG 9.0
Assists 3
Steals 2
Minutes 27.0



#30 Frederking
PPG 8.0
RPG 0.0
Assists 1
Steals 0
Minutes 20.0



#33 Riley
PPG 14.0
RPG 5.0
Assists 3
Steals 1
Minutes 29.0



#35 Hall
PPG 0.0
RPG 3.0
Assists 1
Steals 0
Minutes 22.0

Follow the Aces



Purple Aces Radio Network

WJPS 107.1-Evansville/Boonville-Flagship
 WAOV 1450/97.7/97.3-Vincennes
 WRCY 1590/106.7-Mt. Vernon
 WROY 1460/92.1-Carmi, Ill.
 WYFX 106.7-Evansville

SID Contact: Bob Pristash | Office: 812-488-2285 | Cell: 812-266-5288 | rp113@evansville.edu



2019-20 Evansville Men's Basketball

2019-20 Roster



0 Gage Bobe
Guard
6-0/175 - FR
Vincennes, Ind.



1 Marcus Henderson
Guard
6-2/165 - FR
Charlotte, N.C.



2 Artur Labinowicz
Guard
6-4/195 - rJR
Charlotte, N.C.



3 Jawaun Newton
Guard
6-3/180 - SO
El Paso, Texas



4 Devan Straub
Guard
6-2/185 - rJR
Evansville, Ind.



5 Shamar Givance
Guard
5-10/170 - SO
Toronto, Ontario



10 Evan Kuhlman
Forward
6-8/215 - JR
Liberty Township, Ohio



11 Thomasi Gilgeous-Alexander
Guard
6-5/180 - FR
Hamilton, Ontario



13 DeAndre Williams
Forward
6-9/210 - SO
Houston, Texas



20 Sam Cunliffe
Guard
6-6/205 - rJR
Seattle, Wash.



30 Noah Frederking
Guard
6-4/205 - JR
Okawville, Ill.



33 K.J. Riley
Guard
6-5/185 - SR
Bronx, N.Y.



35 John Hall
Forward
6-7/215 - rJR
Philadelphia, Pa.



42 Peace Ilegomah
Center
6-9/240 - JR
Benin City, Nigeria

Numerical Roster

#	Name	Pos.	Ht.	Wt.	Class	Hometown
0	Gage Bobe	G	6-0	175	Fr.	Vincennes, Ind.
1	Marcus Henderson	G	6-2	165	Fr.	Charlotte, N.C.
2	Artur Labinowicz	G	6-4	195	R-Jr.	Charlotte, N.C.
3	Jawaun Newton	G	6-3	180	So.	El Paso, Texas
4	Devan Straub	G	6-2	185	R-Jr.	Evansville, Ind.
5	Shamar Givance	G	5-10	170	So.	Toronto, Ontario
10	Evan Kuhlman	F	6-8	215	Jr.	Liberty Township, Ohio
11	Thomasi Gilgeous-Alexander	G	6-5	180	Fr.	Hamilton, Ontario
13	DeAndre Williams	F	6-9	210	So.	Houston, Texas
20	Sam Cunliffe	G	6-6	205	R-Jr.	Seattle, Wash.
30	Noah Frederking	G	6-4	205	Jr.	Okawville, Ill.
33	K.J. Riley	G	6-5	185	Sr.	Bronx, N.Y.
35	John Hall	F	6-7	215	R-Jr.	Philadelphia, Pa.
42	Peace Ilegomah	C	6-9	240	Jr.	Benin City, Nigeria

Coaching Staff



Walter McCarty
Head Coach



Bennie Seltzer
Assistant Coach



Terrence Commodore
Assistant Coach



Logan Baumann
Assistant Coach



Isaac McGlone
Director of
Basketball
Operations



Ryan Combs
Program
Coordinator

Pronunciation Guide

Gage Bobe	Like "LOBE" (but with a B)
Artur Labinowicz	luh-BIN-oh-itz
Devn Straub	strob
Shamar Givance	GIVE-ince
Evan Kuhlman	COOL-min
Thomasi Gilgeous-Alexander	GIL-jiss
Peace Ilegomah	ill-EE-go-muh



2019-2020 Evansville Men's Basketball

1		<p>MARCUS HENDERSON G - 6-2 - FR - Charlotte, N.C.</p> <table border="1"> <thead> <tr> <th>Points</th> <th>Rebounds</th> <th>Shooting</th> <th>Free Throw</th> <th>Minutes</th> </tr> </thead> <tbody> <tr> <td>2.0</td> <td>1.0</td> <td>1.000</td> <td>-</td> <td>3.0</td> </tr> </tbody> </table>	Points	Rebounds	Shooting	Free Throw	Minutes	2.0	1.0	1.000	-	3.0	<p>Last Gm: 2 pts, 1-1 FG Notes: Freshman from Charlotte, N.C.... scored 2 pts in debut.</p>	<p><u>Career Highs</u> Pts: 2 (vs. BSU, 11/9/19) Rbs: 1 (vs. BSU, 11/9/19) Ast: Min: 3 (vs. BSU, 11/9/19)</p>
Points	Rebounds	Shooting	Free Throw	Minutes										
2.0	1.0	1.000	-	3.0										
2		<p>ARTUR LABINOWICZ G - 6-4 - rJR - Charlotte, N.C.</p> <table border="1"> <thead> <tr> <th>Points</th> <th>Rebounds</th> <th>Shooting</th> <th>Free Throw</th> <th>Minutes</th> </tr> </thead> <tbody> <tr> <td>2.0</td> <td>2.0</td> <td>.167</td> <td>-</td> <td>21.0</td> </tr> </tbody> </table>	Points	Rebounds	Shooting	Free Throw	Minutes	2.0	2.0	.167	-	21.0	<p>Last Gm: 2 pts, 20 min Notes: Played 20 minutes in UE debut.</p>	<p><u>UE Career Highs</u> Pts: 2 (vs. BSU, 11/9/19) Rbs: 2 (vs. BSU, 11/9/19) Ast: Min: 21 (vs. BSU, 11/9/19)</p>
Points	Rebounds	Shooting	Free Throw	Minutes										
2.0	2.0	.167	-	21.0										
3		<p>JAWAUN NEWTON G - 6-3 - SO - El Paso, Texas</p> <table border="1"> <thead> <tr> <th>Points</th> <th>Rebounds</th> <th>Shooting</th> <th>Free Throw</th> <th>Minutes</th> </tr> </thead> <tbody> <tr> <td>-</td> <td>2.0</td> <td>0.00</td> <td>-</td> <td>19.0</td> </tr> </tbody> </table>	Points	Rebounds	Shooting	Free Throw	Minutes	-	2.0	0.00	-	19.0	<p>Last Gm: 19 min, 2 rbs Notes: Made second career start vs. Ball State.</p>	<p><u>Career Highs</u> Pts: 9 (vs. BRAD, 1/30/19) Rbs: 4 (Multiple) Ast: 4 (at UNI, 1/26/19) Min: 22 (vs. MOST, 2/13/19)</p>
Points	Rebounds	Shooting	Free Throw	Minutes										
-	2.0	0.00	-	19.0										
5		<p>SHAMAR GIVANCE G - 5-10 - SO - Toronto, Ontario</p> <table border="1"> <thead> <tr> <th>Points</th> <th>Rebounds</th> <th>Shooting</th> <th>Free Throw</th> <th>Minutes</th> </tr> </thead> <tbody> <tr> <td>5.0</td> <td>2.0</td> <td>.500</td> <td>-</td> <td>17.0</td> </tr> </tbody> </table>	Points	Rebounds	Shooting	Free Throw	Minutes	5.0	2.0	.500	-	17.0	<p>Last Gm: 5 pts, 17 min Notes: Scored five points in season opener.</p>	<p><u>Career Highs</u> Pts: 12 (vs. WYOM, 11/28/18) Rbs: 6 (vs. KWC, 11/15/18) Ast: 6 (at SIU, 2/9/19) Min: 29 (vs. MOST, 2/13/19)</p>
Points	Rebounds	Shooting	Free Throw	Minutes										
5.0	2.0	.500	-	17.0										
10		<p>EVAN KUHLMAN F - 6-8 - JR - Liberty Township, Ohio</p> <table border="1"> <thead> <tr> <th>Points</th> <th>Rebounds</th> <th>Shooting</th> <th>Free Throw</th> <th>Minutes</th> </tr> </thead> <tbody> <tr> <td>5.0</td> <td>5.0</td> <td>.500</td> <td>1.000</td> <td>14.0</td> </tr> </tbody> </table>	Points	Rebounds	Shooting	Free Throw	Minutes	5.0	5.0	.500	1.000	14.0	<p>Last Gm: 5 pts, 5 rbs Notes: Finished with 5 points and 5 rebounds vs. BSU.</p>	<p><u>Career Highs</u> Pts: 14 (at ILST, 1/5/19) Rbs: 8 (vs. OCU, 12/2/17) Ast: 4 (vs. Valpo, 2/2/19) Min: 33 (at ILST, 1/5/19)</p>
Points	Rebounds	Shooting	Free Throw	Minutes										
5.0	5.0	.500	1.000	14.0										
11		<p>THOMASI GILGEOUS-ALEXANDER G - 6-5 - FR - Hamilton, Ontario</p> <table border="1"> <thead> <tr> <th>Points</th> <th>Rebounds</th> <th>Shooting</th> <th>Free Throw</th> <th>Minutes</th> </tr> </thead> <tbody> <tr> <td>-</td> <td>-</td> <td>-</td> <td>-</td> <td>-</td> </tr> </tbody> </table>	Points	Rebounds	Shooting	Free Throw	Minutes	-	-	-	-	-	<p>Last Gm: DNP Notes: Brother of Shai Gilgeous-Alexander, who currently plays for the Oklahoma City Thunder.</p>	<p><u>Career Highs</u> Pts: Rbs: Ast: Min:</p>
Points	Rebounds	Shooting	Free Throw	Minutes										
-	-	-	-	-										
13		<p>DEANDRE WILLIAMS F - 6-9 - SO - Houston, Texas</p> <table border="1"> <thead> <tr> <th>Points</th> <th>Rebounds</th> <th>Shooting</th> <th>Free Throw</th> <th>Minutes</th> </tr> </thead> <tbody> <tr> <td>26.0</td> <td>9.0</td> <td>.786</td> <td>.500</td> <td>28.0</td> </tr> </tbody> </table>	Points	Rebounds	Shooting	Free Throw	Minutes	26.0	9.0	.786	.500	28.0	<p>Last Gm: 26 pts, 9 rbs, 3 ast Notes: Debuted with 26 points, 9 rebounds and 3 assists vs. Ball State; top UE debut in 33 years.</p>	<p><u>Career Highs</u> Pts: 26 (vs. BSU, 11/9/19) Rbs: 9 (vs. BSU, 11/9/19) Ast: 3 (vs. BSU, 11/9/19) Min: 28 (vs. BSU, 11/9/19)</p>
Points	Rebounds	Shooting	Free Throw	Minutes										
26.0	9.0	.786	.500	28.0										
20		<p>SAM CUNLIFFE G - 6-6 - rJR - Seattle, Wash.</p> <table border="1"> <thead> <tr> <th>Points</th> <th>Rebounds</th> <th>Shooting</th> <th>Free Throw</th> <th>Minutes</th> </tr> </thead> <tbody> <tr> <td>17.0</td> <td>2.0</td> <td>.462</td> <td>1.000</td> <td>25.0</td> </tr> </tbody> </table>	Points	Rebounds	Shooting	Free Throw	Minutes	17.0	2.0	.462	1.000	25.0	<p>Last Gm: 17 pts, 3-4 3 pt Notes: Was 3-4 from outside to finish with 17 points in win over Ball State.</p>	<p><u>UE Career Highs</u> Pts: 17 (vs. BSU, 11/9/19) Rbs: 2 (vs. BSU, 11/9/19) Ast: 3 (vs. BSU, 11/9/19) Min: 25 (vs. BSU, 11/9/19)</p>
Points	Rebounds	Shooting	Free Throw	Minutes										
17.0	2.0	.462	1.000	25.0										
30		<p>NOAH FREDERKING G - 6-4 - JR - Okawville, Ill.</p> <table border="1"> <thead> <tr> <th>Points</th> <th>Rebounds</th> <th>Shooting</th> <th>Free Throw</th> <th>Minutes</th> </tr> </thead> <tbody> <tr> <td>8.0</td> <td>-</td> <td>.286</td> <td>1.000</td> <td>20.0</td> </tr> </tbody> </table>	Points	Rebounds	Shooting	Free Throw	Minutes	8.0	-	.286	1.000	20.0	<p>Last Gm: 8 pts, 2-2 FT Notes: Recorded career-high 26 points vs. KWC in 2018.</p>	<p><u>Career Highs</u> Pts: 26 (vs. KWC, 11/15/18) Rbs: 5 (vs. BRAD, 1/6/18) Ast: 5 (vs. UNI, 1/31/18) Min: 35 (vs. Loyola, 2/18/18)</p>
Points	Rebounds	Shooting	Free Throw	Minutes										
8.0	-	.286	1.000	20.0										
33		<p>K.J. RILEY G - 6-5 - SR - Bronx, N.Y.</p> <table border="1"> <thead> <tr> <th>Points</th> <th>Rebounds</th> <th>Shooting</th> <th>Free Throw</th> <th>Minutes</th> </tr> </thead> <tbody> <tr> <td>6.0</td> <td>5.0</td> <td>.625</td> <td>.800</td> <td>29.0</td> </tr> </tbody> </table>	Points	Rebounds	Shooting	Free Throw	Minutes	6.0	5.0	.625	.800	29.0	<p>Last Gm: 14 pts, 4-5 FT, 5 rbs Notes: Set career-high with 25 pts vs. Drake last season.</p>	<p><u>Career Highs</u> Pts: 25 (vs. Drake, 1/2/19) Rbs: 12 (vs. MID, 12/17/17) Ast: 9 (vs. OCU, 12/2/17) Min: 44 (vs. Drake, 1/2/19)</p>
Points	Rebounds	Shooting	Free Throw	Minutes										
6.0	5.0	.625	.800	29.0										
35		<p>JOHN HALL F - 6-7 - rJR - Philadelphia, Pa.</p> <table border="1"> <thead> <tr> <th>Points</th> <th>Rebounds</th> <th>Shooting</th> <th>Free Throw</th> <th>Minutes</th> </tr> </thead> <tbody> <tr> <td>-</td> <td>3.0</td> <td>.000</td> <td>-</td> <td>22.0</td> </tr> </tbody> </table>	Points	Rebounds	Shooting	Free Throw	Minutes	-	3.0	.000	-	22.0	<p>Last Gm: 22 min Notes: Scored career-high 21 pts vs. Wyoming and at UNI...was sixth in MVC with 6.6 rebounds per game last season.</p>	<p><u>Career Highs</u> Pts: 21 (2x) Rbs: 14 (vs. JSU, 12/15/18) Ast: 5 (at Xavier, 11/10/18) Min: 43 (vs. Drake, 1/2/19)</p>
Points	Rebounds	Shooting	Free Throw	Minutes										
-	3.0	.000	-	22.0										
42		<p>PEACE ILEGOMAH C - 6-9 - JR - Benin City, Nigeria</p> <table border="1"> <thead> <tr> <th>Points</th> <th>Rebounds</th> <th>Shooting</th> <th>Free Throw</th> <th>Minutes</th> </tr> </thead> <tbody> <tr> <td>-</td> <td>-</td> <td>-</td> <td>-</td> <td>-</td> </tr> </tbody> </table>	Points	Rebounds	Shooting	Free Throw	Minutes	-	-	-	-	-	<p>Last Gm: N/A Notes: Will be eligible at the end of fall semester.</p>	<p><u>Career Highs</u> Pts: Rbs: Ast: Min:</p>
Points	Rebounds	Shooting	Free Throw	Minutes										
-	-	-	-	-										



2019-20 Evansville Men's Basketball

By the Numbers

7

Evansville will have seven newcomers on the 2019-20 squad

40

As a player at Kentucky, Walter McCarty wore the #40. He returns to Rupp Arena as a coach on 11/12/19.

101

The 2019-20 season marks the 101st season of college basketball at the University of Evansville

The Opponent



- Kentucky is a perfect 2-0 on the season with wins over top-ranked Michigan State (69-62) along with a 91-49 victory over Eastern Kentucky in Friday's home opener
- Tyrese Maxey leads the way with 17.5 points per game; the freshman is 9-18 from the field and has connected on 14 out of 15 free throw tries
- Forward Nick Richards is second with

14 PPG; he has converted 12 of his 18 field goal attempts in two games and add 7.0 rebounds

- Nate Sestina has excelled on the glass in the early part of the season for the Wildcats, leading the squad with 8.5 rebounds per game

Coach McCarty on Kentucky...



"I don't think you can prepare a team to play there (Rupp Arena). We have to go in there and play the right way. Kentucky is going to be very aggressive. We just have to make the right play and not try to do too much. We have to stay with what we do and trust what we do. No matter who we are playing, we have to play the right way and value the basketball. Be a team and do it as a team."

Player Analysis heading to Kentucky



"We are treating it like another game. We are trying to focus on ourselves and becoming a better team."

- Senior K.J. Riley

The Series

Evansville vs. Kentucky

All-Time _____ First Meeting
in Lexington _____ -

Last five meetings

Date	W/L	Location	Result
11/12/19		Lexington, Ky.	

"We do not have to do anything different just because it is Kentucky – we have to do what we do. We just need to play our game."

- Sophomore DeAndre Williams



THIS WEEK'S MEDIA SCHEDULE (subject to change)

Thurs. Nov. 7 Interviews at 2:30 p.m. on campus	Fri. Nov. 8 No media access	Sat. Nov. 9 Home game vs. Ball State 6 p.m. Ford Center	Sun. Nov. 10 Interviews at 9:30 a.m. on campus	Mon. Nov. 11 No media access Travel day	Tues. Nov. 12 Road game at Kentucky 6 p.m. CT Rupp Arena	Wed. Nov. 13 Media access TBA
---	-----------------------------------	---	---	---	--	-------------------------------------



2019-20 Evansville Men's Basketball



ACES RUNDOWN

2018-19 Record
11-21, 5-13 MVC

Head Coach
Walter McCarty - 2nd season

Last Game
79-75 win over Ball State

Last Game Top Player
DeAndre Williams - 26 pts

Assistant Coaches
Bennie Seltzer, Terrence
Commodore, Logan Baumann

Home Arena
Ford Center

Arena Record
100-39 - 9th season

19-20 Roster Info
7 returners, 7 newcomers,
3 returning starters

Last Postseason/NCAA
2015 CIT/1999 NCAA

Coming up in the MVC

Tuesday, Nov. 12

Evansville at Kentucky (SEC Network)	6 p.m.
Coppin State at Loyola (NBC Sports Chicago+)	7 p.m.
Cleveland State at Missouri State (ESPN+)	7 p.m.
Valparaiso at SIU Edwardsville	7 p.m.

All times central

Next three opponents...



IU Kokomo (5-1, 0-0 RSC)

Last game - vs. Harris-Stowe State - W - 85-64 - 11/9/19
Next game - at Taylor - 11/12/19 - 7 p.m. ET
Top scorer - Trequan Spivey - 16.8 PPG
Top rebounder - Desean Hampton - 10.5 RPG



SMU (1-0, 0-0 AAC)

Last game - vs. Jacksonville State - W - 74-65 - 11/5/19
Next game - vs. New Orleans - 11/12/19 - 7 p.m.
Top scorer - Tyson Jolly - 21.0 PPG
Top rebounder - Feron Hunt - 9.0 RPG



East Carolina (1-1, 0-0 AAC)

Last game - at Navy - L - 57-62 - 11/8/19
Next game - at Appalachian State - 11/12/19 - 7 p.m. ET
Top scorer - Jayden Gardner - 21.5 PPG
Top rebounder - Jayden Gardner - 9.5 RPG

We are.....UE

There are several ways to reference the University of Evansville. Generally, the first reference should always be "University of Evansville" or "Purple Aces". Later references to our team may be "Aces" as well as just using the word "Evansville".

Our school abbreviation is "UE". Under no circumstances is it acceptable to use "EU". We are not, never have been, and never will be, the European Union.

In the spring of 2019, the entire university underwent a complete re-brand. The "UE" logo below is our primary and the "Aces" is our secondary. Both are acceptable to use at any time. If you need logo files, please email rp113@evansville.edu.



#FORTHE *Aces*



2019-20 Evansville Men's Basketball

Follow the Aces



You can find the Purple Aces on Facebook and Twitter. The Aces hoops team is on Twitter @UEAthletics_MBB. You can also follow all of the University of Evansville athletics teams on

Twitter @UEAthletics and on Facebook at University of Evansville Athletic Department.

GoPurpleAces.com is the official home of University of Evansville athletics.

GoPurpleAces has the most info on Evansville

Athletics and provides daily updates on all UE sports. It is also the one place to find live streaming and audio from several Aces athletics contests.



Live Stats

Live stat links are available on the men's basketball schedule page on GoPurpleAces.com.

Media Policy

University of Evansville Associate Athletics Director for Media Relations Bob Pristash is the primary media contact for Aces Men's Basketball and all interview and media requests must be directed to his attention. He can be reached via email at rp113@evansville.edu or at 812-266-5288.

Head coach Walter McCarty and requested players will be available at allotted times in the afternoons during the season. All requests must be made within 24 hours of the interview time. No exceptions. All scheduled interviews will take place in the practice facility or Ford Center, depending on practice location. Please see the schedule in game notes for a full schedule of that week. Please contact Bob Pristash on the day of your scheduled interview to confirm location. With schedules at the Ford Center possibly changing last minute, we want to make sure you end up at the correct place. There will also be no availability on game day prior to the contest and on scheduled off days.

Most practices will take place at 6 a.m. in the fall. Please coordinate with Pristash if you would like to attend. All photographers must notify Pristash in advance in order to attend practice. Coach McCarty and selected players will be available following each home game in the media room of the Ford Center following a ten-minute cooling off period.

Quotes from road games will be included in the post-game release.

The Opening Tip

- For the first time in program history, the University of Evansville men's basketball team will travel to Lexington, Ky. to take on the University of Kentucky
- Game time is set for 7 p.m. ET on Tuesday evening at Rupp Arena and the SEC Network will have the broadcast

Setting the Scene

- Purple Aces head coach Walter McCarty makes his return to his alma mater where he was part of the 1996 National Championship team before being drafted by the New York Knicks with the 19th pick in the first round of the 1996 NBA Draft
- With a win over top-ranked Michigan State last week, the Wildcats are expected to assume the top spot in the rankings
- Should they do so, it will mark the third time the Aces have faced the top team in the land; on 12/18/08, UE dropped a 91-73 game at North Carolina while the first meeting against the #1 team came on 2/26/80 at DePaul - a 105-94 UE loss
- Evansville will make its second appearance on the SEC Network; the first came on 12/8/15 when the Aces traveled to Fayetteville, Ark. to face the University of Arkansas; the Razorbacks won by a final of 89-76

Leftovers from Ball State

- Saturday's win over the Cardinals marked UE's 8th win in nine home openers at the Ford Center; the victory was also the program's 100th at the arena since its opening in 2011
- UE improved to 24-2 in 26 home games against Ball State with Saturday's 79-75 win
- The UE defense allowed 18 BSU points in the first half on Saturday before giving up 57 in the second half
- Those totals are the highest and lowest defensive efforts in a half under Coach McCarty; the highest total allowed in a half last year was 54 in the second half against Wyoming; the lowest allowed was 20 in the first half of the home win over Loyola

Last Time Out

- An exciting opener saw Evansville defeat Ball State by a final of 79-75 on Saturday
- It was a tale of two halves as the Purple Aces shot 48.5% in the first half while leading by a 40-18 margin at the break
- Early in the second half, UE extended the lead to 45-20, but over the final 18:44 of the game, Ball State outscored the Aces by a 55-34 span
- UE converted all four free throw attempts in the final 10 seconds to clinch the win

Ford Center Milestone

- The season-opening win over Ball State marked the 100th win inside the Ford Center for the program; UE is 100-39 in the arena, which opened in 2011

Season Openers

- With the win over BSU, the Aces improved to 67-34 in its 101 season openers

What a debut

- Sophomore DeAndre Williams had the best debut in 33 seasons for the program as he tallied 26 points against Ball State
- Williams was 11-for-14 from the field, 3-4 from outside and added 9 rebounds, 3 assists and 2 steals
- His effort was the best in an Evansville debut since Dec. 1, 1986 when Marty Simmons scored 27 points in an 85-79 home win over Montana State
- Interestingly enough - also making his debut that night was Scott Haffner, who added 26 points

Clutch down the stretch

- Sam Cunliffe had a nice program debut of his own on Saturday, recording 17 points for UE
- Cunliffe was 6-13 shooting, but got the job done from outside, hitting 3 of his 4 tries
- The final total was shy of Cunliffe's career scoring mark of 23 points, which came in November of 2016 as a player at Arizona State; his total came against The Citadel

Europe Trip

- Evansville got a head start to its 2019-20 season by playing three games on a trip to Europe in early August
- The Aces opened with an 84-82 win over the London Lions before earning another close win over Gembo Borgerhout, earning an 83-81 victory
- UE put it all together in the finale as they picked up a 77-64 win over AK Training Camp in France

Non-Conference Schedule

- Coach McCarty and his staff have put together an extremely competitive schedule once again
- An exhibition against Division II Final Four participant USI opens play before UE opens the regular season with a home game against Ball State on Nov. 9
- Three days later, the Aces play their first-ever game against the University of Kentucky; Walter McCarty remains a popular Wildcat and won the 1996 National Championship with the team
- Another big home game is on tap on Nov. 18 when the Aces take on SMU before traveling to the Islands of the Bahamas Showcase in Nassau where they open against East Carolina
- From there, UE wraps up the month of November with a trip to IUPUI before beginning December with home games versus Western Illinois and Miami Ohio
- The Aces take a quick 2-game road trip to Green Bay and Jacksonville State before wrapping up the pre-conference slate with a home contest against Murray State on Dec. 21



2019-20 Evansville Men's Basketball

Quick Facts

GENERAL INFORMATION

Name University of Evansville
 Founded 1854
 Location Evansville, Ind.
 Enrollment 2,822
 Nickname Purple Aces
 Colors Purple, White and Orange
 National Affiliation NCAA Division I
 Conference Missouri Valley Conference
 Home Floor/Capacity Ford Center/8,930
 President Christopher M. Pietruszkiewicz
 Director of Athletics Mark Spencer
 Athletic Ticket Office 812-488-ACES

COACHING STAFF

Head Coach Walter McCarty (Kentucky, '96)
 Record at Evansville 12-21 - 2nd season
 Overall Record 12-21 - 2nd season
 Assistant Coach Bennie Seltzer (Washington State, '93)
 Assistant Coach Terrence Commodore (Eastern Kentucky, '07)
 Assistant Coach Logan Baumann (Louisville, '15)
 Director of Basketball Operations Isaac McGlone
 Strength and Conditioning Coach Sunny Park
 Assistant Athletic Trainer Erik Brown

TEAM INFORMATION

2018-19 Overall Record 11-21
 2018-19 Missouri Valley Record/Finish 5-13 (10th)
 Starters Returning/Lost 3/2
 Letterwinners Returning/Lost 7/4
 Newcomers 7

HISTORY

First Year of Basketball 1919-20
 Overall Record 1,390-1,094 (.560), 101st Season
 NCAA College Division National Champions 1959, 60, 64, 65, 71
 Missouri Valley Record 191-258 (.424), 26th season
 Ford Center Record 100-39 (.719), 9th season
 Last Postseason 5-0 in 2015 CIT
 W, 82-77 vs. IPFW; W, 83-68 at Eastern Illinois; W, 89-82 at Louisiana;
 W, 79-66 vs. UT Martin; W, 71-65 vs. Northern Arizona
 NCAA Tournament Appearances 5 (1982, 1989, 1992, 1993, 1999)
 Last NCAA Appearance L, 95-74 vs. Kansas (1999 First Round)
 NIT Appearances 2 (1988, 1994)
 Last NIT Appearance L, 76-63 vs. Tulane (1994 First Round)
 CIT Appearances 2 (2013)
 Last CIT Appearance L, 58-81 at East Carolina (2013 Semifinals)
 CBI Appearances 1 (2011)
 Last CBI Appearance L, 95-86 vs. Princeton (2012 First Round)

MEDIA RELATIONS

Associate AD for Media Relations (MBB contact) Bob Pristash
 Office (812) 488-2285
 Cell (812) 266-5288
 E-Mail rp113@evansville.edu
 Sports Information Fax (812) 488-2199
 Mailing Address 1800 Lincoln Avenue
 Evansville, In 47722
 Official Athletics Website www.GoPurpleAces.com

Home Attendance

- Home attendance saw a large jump for the Aces last season, who averaged 5,299 fans per game, the highest single-season total in Ford Center history
 - UE had at least 5,000 in attendance in each of the last ten home games including a season-high of 6,419 against Indiana State
 - The 2018-19 season saw the program average 1,512 more fans per game than 2017-18, a 40% increase
 - On Nov. 9 against Ball State, the Aces welcomed 5,372 fans - it was the highest total in a home opener since the inaugural opener against Butler in 2011

Well that looks familiar

- Aces fans have become accustomed to what senior K.J. Riley has to offer and he did not disappoint in the season opener
 - Riley scored 14 points on 5-of-8 shooting while hitting 4 of his 5 free throw tries
 - One of the best in the nation in drawing fouls, Riley drew six in the game
 - Riley finished his junior season 16th in the nation in free throw attempts (244) and 24th in the NCAA with 176 free throw makes
 - He reached double figures in 24 of the final 27 games last season and finished as the Aces' leading scorer with 13.6 points per game; that tally was 12th in the MVC

Record from Outside

- One of the staples of Coach McCarty's offense has been the propensity to shoot the three
 - Last season, Evansville set program marks in 3-point makes (264) and attempts (776)
 - The previous UE record for makes was 244 in 1993-94 while the prior mark for attempts was 602 in 2004-05
 - Since the 3-pointer was adopted prior to the 1986-87 campaign, UE attempts 500 or more on nine occasions; by comparison, Evansville's opponents have shot 500 triples in 23 of those seasons

Home Cooking

- A native of Evansville, Walter McCarty definitely enjoys the home cooking
 - Last year, he led the Purple Aces to a 6-1 non-conference record at the Ford Center
 - That included wins over Wyoming, Ball State and Green Bay
 - The streak continued on Nov. 9 with a 79-75 win over Ball State

What's Coming Back?

- UE brings back seven players from last year's roster
 - That translates to 61.8% of its scoring, 62.3% of the rebounds, 72.3% of the assists and 65.4% of the steals from 2018-19

Moving Forward

- Not too many players saw the improvement that John Hall did in his first season under the teaching of Coach McCarty
 - Hall saw his scoring improve from 2.9 to 9.0 points, his rebounds go from 2.7 to 6.6 and his 3-point shooting jump from 16.7% all the way to 35.7%
 - He was Evansville's leading rebounder last season with 6.6 per contest
 - Hall made the start against BSU grabbing three rebounds

King of the Hill

- Junior Noah Frederking made the 18th start of his career in the 2019-20 opener
 - Frederking scored 8 points in the win over the Cardinals and drew a pivotal charge in the final minutes
 - His top career game came on 11/15/18 against Kentucky Wesleyan as he scored 26 points

Making the Jump

- Junior Evan Kuhlman was UE's leading free throw shooter last season at 88.0% and averaged 6.2 points per game
 - He began the 2019-20 season with a 3-3 effort from the line
 - Kuhlman scored a career-best 14 points against Illinois State last season at Redbird Arena

Up-Tempo Sophomore

- Shamar Givance made six starts and played in all 32 games as a freshman, posting 17.1 minutes per game
 - His top offensive game was a 12-point day against Wyoming while he added 10 in each game versus UNI for his top MVC efforts
 - In 547 minutes, he had 75 assists against 42 turnovers
 - Givance was one of the Aces' most productive players in the opener and finished with five points; three of those came on a triple at the buzzer to finish the first half

Making the Effort

- As a freshman last season, Jawaun Newton was touted as the Aces top defensive player
 - Offensively, he added a 9-point game against Bradley for his top total
 - Newton really came into his own on the summer trip to Europe, tallying eight points in the opener in London before erupting for 15 points in France
 - Newton was 7-for-10 from the floor and took over the game in the first half
 - His work did not go unnoticed by Coach McCarty as Newton was rewarded with the start in the season opener against BSU
 - Newton played 19 minutes while grabbing two rebounds



2019-20 Evansville Men's Basketball

Everyone is a Threat

- "Everyone is a Threat" is the quote used by Coach McCarty and is has shown in the efforts by UE's walk-ons
- Devan Straub came off the bench to play 10 minutes at Missouri State and hit a huge three that helped the Aces pull off the win; he set his UE mark with five points at Loyola; he saw time in 12 games
- Gage Bobe joined the program as a walk-on in 2019

The Freshmen

- Thomasi Gilgeous-Alexander and Marcus Henderson join the program as freshmen in 2019
- Gilgeous-Alexander is the brother of Shai Gilgeous-Alexander, who played for the Oklahoma City Thunder
- He had a huge play in the 4th quarter of the 2-point win in Belgium
- Marcus Henderson is a native of Charlotte, N.C. where he averaged 12.5 points at Statesville Christian HS as a senior
- He scored nine points in his debut in London and was on the floor for three minutes in the season opener; he was 1-1 from the floor

McCarty on the Freshmen:

"Marcus is a knock down shooter, his shot always looks like its going in. He really understands the game as a freshman. You cannot speed him up, he is really composed and it is fun to watch him. He has that natural fit where he knows how to play the game. He has already lost 10-15 pounds and is gaining muscle."

"Thomasi is a 6-7 point guard and he does things that you cannot teach. Getting to the paint, finding his teammates and distributing the ball, he is doing very well all the way around. We are really happy with him."

Aces vs. Ranked Opponents

Since the 1948-49 season, the University of Evansville has squared off against 71 ranked opponents, posting a 16-55 mark. Evansville has knocked off a ranked opponent in five out of the last eight seasons.

Date	Rank	Team	H/A	Score
12/20/17	4	Duke	A	L, 40-104
2/21/17	25	Wichita State	A	L, 83-109
11/11/16	13	Louisville	A	L, 47-78
1/31/16	22	Wichita State	H	L, 65-78
2/25/15	10	Northern Iowa	A	L, 57-68
2/22/15	13	Wichita State	A	L, 43-62
1/17/15	13	Wichita State	H	L, 41-61
1/1/15	23	Northern Iowa	H	W, 52-49
3/7/14	2	Wichita State	N	L, 58-80
2/16/14	2	Wichita State	H	L, 68-84
2/1/14	3	Wichita State	A	L, 67-81
2/16/13	23	Creighton	H	L, 68-71
1/13/13	23	Wichita State	H	W, 71-67
12/29/12	12	Creighton	A	L, 70-87
12/22/12	19	Butler	A	L, 67-75
11/10/12	22	Notre Dame	A	L, 49-58
3/3/12	24	Creighton	N	L, 71-99
2/7/12	15	Creighton	H	W, 65-57
12/6/11	6	North Carolina	A	L, 48-97
11/27/10	23	Butler	A	W, 71-68 (OT)
2/23/10	25	Northern Iowa	H	W, 55-54
11/21/09	11	Butler	H	L, 60-64
12/18/08	1	North Carolina	A	L, 73-91
2/9/08	16	Drake	A	L, 65-73
11/17/07	25	Butler	H	L, 47-60
2/24/07	13	Southern Illinois	A	L, 69-76
12/22/06	16	Butler	A	L, 65-76
3/6/04	15	Southern Illinois	N	L, 67-93
2/18/04	20	Southern Illinois	H	L, 69-84
1/17/04	24	Creighton	A	L, 53-72
12/27/03	22	Purdue	A	L, 62-82
1/23/03	10	Creighton	H	W, 74-66
1/15/03	13	Creighton	A	L, 56-93
12/3/02	25	Western Kentucky	H	W, 81-76
12/21/96	13	Indiana	N	L, 57-75
11/27/96	22	Indiana	N	L, 73-74
1/22/94	22	Xavier	H	W, 91-61
3/18/93	10	Florida State	N	L, 70-82
3/13/93	22	Xavier	N	W, 80-69
12/18/90	21	Michigan State	A	L, 76-81
2/15/90	22	Xavier	A	L, 52-71
1/18/90	20	Xavier	H	W, 59-51
12/20/89	25	Michigan State	H	L, 66-80
3/19/89	11	Seton Hall	N	L, 73-87
1/21/87	6	DePaul	H	L, 68-78
2/28/84	5	DePaul	A	L, 65-96
12/19/83	7	Purdue	H	W, 80-65
2/10/82	3	DePaul	A	L, 58-59
2/9/81	3	DePaul	H	L, 53-61
12/15/80	3	UCLA	A	L, 62-69
2/26/80	1	DePaul	A	L, 94-105
12/10/77	11	Indiana State	A	L, 76-102
12/19/73	10	Long Beach State	H	L, 67-75
12/27/69	13	Jacksonville	H	L, 70-100
12/20/69	12	Purdue	H	W, 80-78
12/10/69	17	Colorado	A	L, 66-97
12/28/68	14	New Mexico State	H	L, 75-86
12/21/61	8	Purdue	H	L, 77-83
12/7/60	6	Utah	A	L, 77-132
12/1/59	-	Iowa	H	L, 84-86
12/21/57	13	UCLA	H	W, 83-76
1/1/54	-	Maryland	N	L, 58-66
2/14/53	-	Washington (Mo.)	A	L, 71-79
12/3/52	-	Murray State	H	L, 79-80
12/17/51	19	Eastern Kentucky	A	L, 66-86
2/6/51	-	Murray State	A	L, 61-70
12/9/50	-	Dayton	N	W, 60-54
2/15/50	-	Louisville	N	W, 79-61
1/18/50	-	Western Kentucky	N	L, 69-73
12/10/49	-	Bowling Green	N	W, 73-71
2/8/49	-	Western Kentucky	A	L, 47-71



2019-20 Evansville Men's Basketball

Around the Valley

2019-20 Missouri Valley Conference Standings

SCHOOL	CONF	OVERALL
Illinois State	0-0	2-0
UNI	0-0	2-0
Drake	0-0	1-0
Evansville	0-0	1-0
Southern Illinois	0-0	2-2
Bradley	0-0	1-1
Loyola	0-0	1-1
Missouri State	0-0	1-1
Valparaiso	0-0	1-1
Indiana State	0-0	0-1

MVC Preseason Poll - 2019-20

School (First Place Votes)	TOTAL
1 Missouri State (29)	410
2 Bradley (5)	368
3 UNI (3)	343
4 Loyola (6)	340
5 Drake	243
6 Indiana State	210
7 Illinois State (1)	193
8 Evansville	132
9 Valparaiso	98
10 Southern Illinois	83

2019-20 Preseason All-Conference Team

FIRST TEAM

Darrell Brown, Bradley
 Tulio Da Silva, Missouri State
 AJ Green, UNI
 Tyreke Key, Indiana State
 Cameron Krutwig, Loyola

SECOND TEAM

Jordan Barnes, Indiana State
 Elijah Childs, Bradley
 Keandre Cook, Missouri State
 Ryan Fazekas, Valparaiso
 Javon Freeman-Liberty, Valparaiso

THIRD TEAM

Zach Copeland, Illinois State
 Gaige Prim, Missouri State
 Lamont West, Missouri State
 D.J. Wilkins, Drake
DeAndre Williams, Evansville
 Lucas Williamson, Loyola

Evansville's Record Against The Valley

School	Overall	Home	Away	Neutral
Bradley	23-31	17-10	5-21	1-1
Drake	28-24	17-7	10-15	1-2
Illinois St.	19-43	13-15	5-23	1-5
Indiana St.	82-93	53-31	26-60	3-2
Loyola	28-21	15-10	11-11	2-0
Missouri St.	35-36	22-11	11-21	2-4
UNI	26-30	19-8	7-18	0-4
Southern Ill.	57-71	38-25	18-43	1-3
Valparaiso	70-17	41-5	28-12	1-0

2019-20 Starting Lineups

vs. USI (exh)	Riley	Cunliffe	Labinowicz	Hall	Williams
vs. Ball State	Riley	Newton	Frederking	Hall	Williams

Number of games with...

Double Figure Points	Career	19-20	18-19	17-18
K.J. Riley	36	1	26	9
John Hall	13	-	13	-
Noah Frederking	11	-	7	4
Evan Kuhlman	6	-	6	-
Shamar Givance	3	-	3	-
DeAndre Williams	1	1	-	-
Sam Cunliffe	1	1	-	-
20+ Points Scored	Career	19-20	18-19	17-18
K.J. Riley	5	-	4	1
John Hall	2	-	2	-
DeAndre Williams	1	1	-	-
30+ Points Scored	Career	19-20		
N/A				
40+ Points Scored	Career	19-20		
N/A				
10+ Rebounds	Career	19-20	18-19	17-18
John Hall	8	-	8	-
K.J. Riley	3	-	2	1
Double-Doubles	Career	19-20	18-19	17-18
John Hall	5	-	5	-
K.J. Riley	3	-	2	1



2019-20 Evansville Men's Basketball

Home Court Advantage

In 55 seasons at Roberts Stadium, the Aces amassed an amazing .723 winning percentage, capturing 604 games. Below is a rundown of the Aces home history at Roberts Stadium and the Ford Center.

Year	W-L	Win %	Attend.	Avg.
1956-57	13-2	.867	34,172	2,278
1957-58	17-2	.895	120,902	6,363
*1958-59	17-2	.895	136,841	7,202
*1959-60	19-1	.950	168,361	8,418
1960-61	8-6	.572	91,525	6,538
1961-62	9-7	.563	113,901	7,119
1962-63	12-3	.800	124,636	8,309
*1963-64	17-2	.895	185,112	9,743
*1964-65	17-0	1.000	185,310	10,901
1965-66	11-3	.768	129,604	9,257
1966-67	4-11	.267	109,628	7,309
1967-68	14-2	.875	112,700	7,044
1968-69	8-7	.533	87,772	5,852
1969-70	10-4	.714	104,219	7,444
*1970-71	16-4	.800	134,867	6,743
1971-72	15-2	.882	122,749	7,221
1972-73	9-5	.643	68,773	4,585
1973-74	14-3	.824	109,074	7,271
1974-75	8-5	.615	63,066	4,505
1975-76	13-3	.813	82,107	5,132
1976-77	9-5	.643	64,063	5,339
1977-78	1-1	.500	13,086	6,543
1978-79	5-9	.357	112,214	8,015
1979-80	12-4	.750	123,760	7,735
1980-81	13-2	.867	126,726	8,448
1981-82	12-1	.923	130,099	10,008
1982-83	10-8	.556	152,243	8,458
1983-84	11-6	.647	135,572	7,975
1984-85	10-5	.667	93,675	6,245
1985-86	7-7	.500	91,224	6,516
1986-87	12-2	.857	110,923	7,923
1987-88	15-1	.938	145,959	9,122
1988-89	15-0	1.000	139,201	9,280
1989-90	11-5	.688	154,362	9,648
1990-91	9-6	.600	161,757	10,784
1991-92	15-1	.938	163,168	10,198
1992-93	11-2	.846	152,616	11,740
1993-94	13-4	.765	173,904	10,230
1994-95	12-2	.857	146,843	10,489
1995-96	9-5	.643	146,400	10,457
1996-97	12-4	.750	133,561	8,348
1997-98	10-5	.667	122,655	8,177
1998-99	10-3	.769	111,625	8,587
1999-00	12-3	.800	125,061	8,337
2000-01	10-4	.714	100,070	7,148
2001-02	6-8	.429	81,503	5,822
2002-03	9-5	.643	93,398	6,671
2003-04	4-8	.333	79,421	6,618
2004-05	10-5	.667	94,777	6,318
2005-06	7-7	.500	84,351	6,025
2006-07	10-5	.667	82,407	5,494
2007-08	7-8	.467	82,292	5,486
2008-09	15-4	.789	111,400	5,863
2009-10	7-9	.438	77,314	4,832
2010-11	12-3	.800	77,269	5,151
55 Years	604-231	.723	6,280,218	7,521
2011-12	11-7	.611	92,431	5,135
2012-13	15-3	.833	80,327	4,463
2013-14	10-7	.588	77,279	4,546
2014-15	14-5	.737	80,263	4,224
2015-16	13-3	.813	82,364	5,148
2016-17	13-4	.765	69,966	4,116
2017-18	14-3	.824	64,296	3,782
2018-19	9-7	.563	84,779	5,299
2019-20	1-0	1.000	5,372	5,372
9th Year	100-39	.719	637,077	4,583

*NCAA Championship Season

Evansville 40-Point Games

Player	Points	Class	Date/Opponent	Result
Scott Haffner	65	Sr.	2/18/89 vs. Dayton	109-93, W
Larry Humes	48	Jr.	1/2/65 at Ball State	108-92, W
Ed Smallwood	47	Sr.	2/10/60 vs. Butler	86-69, W
Larry Humes	46	Sr.	2/9/66 vs. Valparaiso	95-88, W
Larry Humes	45	Jr.	12/19/64 vs. LSU	93-73, W
Ed Smallwood	44	Jr.	12/27/58 vs. Tenn. Tech	100-73, W
Larry Humes	44	Sr.	12/18/65 vs. Purdue	97-93, W
Parrish Casebier	44	Jr.	12/12/92 vs. Ill. State	86-67, W
Dan Godfread	43	Jr.	2/25/89 at Loyola	115-104, W
Colt Ryan	43	Jr.	2/21/12 at Creighton	92-93, L OT
DJ Balentine	43	So.	1/29/14 at UNI	81-95, L
John Harrawood	42	Sr.	2/20/57 vs. Ky Wesleyan	
95-91, W 2OT				
Ed Smallwood	42	Sr.	3/4/60 vs. Wabash	89-68, W \$
Buster Briley	42	So.	12/23/61 vs. LA State	94-89, W
Ed Smallwood	41	So.	3/14/58 vs. Wheaton	95-93, W \$
Ed Smallwood	41	Sr.	3/9/60 vs. American	101-91, W \$
Parrish Casebier	41	So.	3/9/92 vs. Notre Dame	74-56, W
Larry Humes	40	Sr.	1/26/66 at DePauw	95-93, W
Buster Briley	40	So.	3/8/62 vs. NC A&T	97-82, W \$

Mid-Major Rankings

Mid-Major Top 25 (11/4/19)

Team	Record	Points	Prv.	Conference
1. Gonzaga (31)	0-0	775	-	West Coast
2. Saint Mary's	0-0	735	-	West Coast
3. ETSU	0-0	584	-	Southern
4. Vermont	0-0	580	-	America East
5. New Mexico State	0-0	578	-	Western Athletic
6. Liberty	0-0	576	-	ASUN
7. Harvard	0-0	555	-	Ivy League
8. Belmont	0-0	405	-	Ohio Valley
9. Bowling Green	0-0	381	-	Mid-American
10. Missouri State	0-0	374	-	Missouri Valley
11. Colgate	0-0	313	-	Patriot
12. Wright State	0-0	303	-	Horizon
13. BYU	0-0	291	-	West Coast
14. UC Irvine	0-0	283	-	Big West
15. Furman	0-0	234	-	Southern
16. UNCG	0-0	227	-	Southern
17. Charleston	0-0	214	-	Colonial
18. Murray State	0-0	196	-	Ohio Valley
19. North Dakota State	0-0	189	-	Summit
20. Penn	0-0	177	-	Ivy League
21. UCSB	0-0	173	-	Big West
22. Buffalo	0-0	166	-	Mid-American
23. Toledo	0-0	162	-	Mid-American
24. Iona	0-0	159	-	Metro Atlantic
25. South Alabama	0-0	126	-	Sun Belt

OTHERS RECEIVING VOTES: Hofstra 109, Loyola Chicago 96, Northeastern 94, NKU 91, Radford 89, Bradley 87, UTA 72, Montana 71, Pepperdine 70, Rider 61, Northern Iowa 47, Wofford 42, South Dakota State 34, Santa Clara 29, Yale 28, Kent State 26, Georgia Southern 25, Sam Houston State 25, Drake 24, Eastern Washington 21, Lipscomb 21, Weber State 20, NC Central 19, Stony Brook 19, UIC 17, Bucknell 13, North Florida 11, Akron 7, Ball State 7, Grand Canyon 6, Texas State 6, Abilene Christian 5, UNCW 5, San Francisco 5, Central Michigan 4, Charleston Southern 4, LIU Brooklyn 4, Gardner-Webb 3, Norfolk State 3, Milwaukee 3, Canisius 2, Oakland 2, Prairie View A&M 2.



2019-20 Evansville Men's Basketball

UE Stat Rankings (11/10/19)

TEAM STATS

CATEGORY	MVC Rank	Actual
Scoring Offense	4	79.0
Scoring Defense	8	75.0
Scoring Margin	T-7	+4.0
Free Throw Pct.	1	.857
Field Goal Pct.	3	.475
Field Goal Pct. Defense	7	.462
3-Point FG Pct.	2	.474
3-Point FG Pct. Defense	10	.391
Rebounding Offense	T-6	35.0
Rebounding Defense	8	37.0
Rebounding Margin	8	-2.0
Blocked Shots	T-5	3.0
Assists	7	13.0
Steals	T-2	7.0
Turnover Margin	10	-7.0
Assist/Turnover Ratio	10	0.8
Offensive Rebounds	T-8	7.0
Defensive Rebounds	T-3	28.0

INDIVIDUAL STATS (MVC Rankings)

Scoring		
DeAndre Williams	1	26.0/game
Sam Cunliffe	8	17.0
K.J. Riley	T-15	14.0
Rebounds		
DeAndre Williams	T-4	9.0/game
Field Goal Percentage		
DeAndre Williams	3	.786
Free Throw Percentage		
Sam Cunliffe	T-1	1.000
Evan Kuhlman	T-1	1.000
Steals		
DeAndre Williams	T-5	2.0
Evan Kuhlman	T-5	2.0
Three-point Percentage		
Shamar Givance	T-1	1.000
DeAndre Williams	T-6	.750
Sam Cunliffe	T-6	.750
Three-point FG Made		
DeAndre Williams	T-4	3.0/game
Sam Cunliffe	T-4	3.0
Blocked Shots		
Artur Labinowivz	T-1	2.0/game
DeAndre Williams	T-7	1.0
Offensive Rebounds		
Sam Cunliffe	T-9	2.0/game
DeAndre Williams	T-9	2.0
Defensive Rebounds		
DeAndre Williams	4	7.0/game
K.J. Riley	T-9	5.0



2019-20 Evansville Men's Basketball

The Ford Center



The Ford Center

In the fall of 2011, the Ford Center opened as the new home of the University of Evansville men's basketball team. The Aces made the move to the brand new downtown venue after playing at Roberts Stadium or 55 years.

Construction of the \$127.5 million arena began in 2010. In August of 2011, Tri-State Ford Dealers acquired the naming rights to the 290,000 square foot facility, dubbing it the Ford Center.

Located on the corner of Main Street and MLK Jr. Boulevard, the Ford Center seats around 10,000 and is fully accessible to wheelchairs and patrons with limited mobility. In addition to cushioned chair backs, the Ford Center features numerous amenities, including six concession stands and one bar, 18 restrooms, and 178 televisions on and around the concourse level.

Top 10 Ford Center Crowds

Date	Opponent	Score	Attendance
1) 1/31/16	Wichita State	L 65-78	10,034
2) 11/16/11	Indiana	L 73-94	9,640
3) 11/12/11	Butler	W 80-77 OT	9,454
4) 2/16/14	Wichita State	L 68-84	8,802
5) 12/30/15	Indiana State	W 70-62	7,801
6) 2/20/16	Southern Illinois	W 83-71	7,163
7) 2/21/13	Butler	L 59-68	7,035
8) 1/17/15	Wichita State	L 41-61	7,015
9) 3/2/13	Indiana State	W 84-68	6,909
10) 2/16/13	Creighton	L 68-71	6,838

Ford Center Records

Ford Center Firsts

Game - UE 80, Butler 77 - 11/12/11
 Overtime game - vs. Butler - 11/12/11
 UE win - vs. Butler - 11/12/11
 UE loss - vs. Indiana - 93-74 - 11/16/11
 100th win - 11/9/19 vs. Ball State (79-75)

Single Game Indiv. UE Records

Points - 39 (Colt Ryan vs. BRAD 1/18/12)
 FGM - 13 (Ryan Taylor vs. NORF 12/14/16)
 FGA - 23 (Colt Ryan vs. ILST 1/21/12)
 23 (Ryan Taylor vs. Valpo, 2/7/18)
 23 (Ryan Taylor vs. Loyola, 2/18/18)
 3 Made - 8 (Colt Ryan vs. BRAD 1/18/12)
 3 Att. - 14 (Colt Ryan vs. BRAD 1/18/12)
 FT Made - 20 (D.J. Balentine vs. ILST 2/12/14)
 FT Att - 25 (D.J. Balentine vs. ILST 2/12/14)
 RB - 20 (Egidijus Mockevicius vs. LOY 1/19/16)
 Assists - 11 (Duane Gibson vs. AU 11/23/13)
 11 (Dru Smith, vs. NCCU, 11/13/17)
 Steals - 7 (Colt Ryan vs. Drake, 2/10/13)
 Blocks - 6 (Egidijus Mockevicius - 4x)

Single Game Ind. Opp. Records

Points - 34 (Justin James, WYOM, 11/28/18)
 34 (Armon Fletcher, SIU, 2/27/19)
 FGM - 13 (Evan Bradds Belmont 11/21/15)
 FGA - 24 (by Justin James, WYOM, 11/28/18)
 3 Made - 7 (Alec Peters VALPO 11/20/13)
 3 Att. - 11 (Multiple)
 FT Made - 15 (Fred VanVleet WSU 1/31/16)
 FT Att. - 15 (Ed Daniel MUR ST 12/8/12)
 15 (Fred VanVleet, WSU, 1/31/16)
 RB - 22 (Brandon West Jackson St. 12/14/13)
 Assists - 10 (Austin Luke, Belmont, 11/21/15)
 Steals - 5 (Multiple)
 Blocks - 6 (Daouda Ndiaye, ILST, 1/29/17)

Team Game Highs

Points - 116 vs. Earlham, 11/15/14
 FGM - 50 vs. Earlham, 11/15/14
 FGA - 80 vs. Earlham, 11/15/14
 FG% - .686 35-51 vs. Alabama State, 12/1/15
 3 Made - 14 vs. Miami Ohio 12/5/12
 3 Att - 32 vs. KWC, 11/15/18
 3% - .778 14-18 vs. Miami Ohio 12/5/12
 FTM - 44 vs. Illinois State 2/12/14
 FTA - 56 vs. Illinois State 2/12/14
 FT% - 100% 10-10 vs. Bradley, 1/6/18
 RB - 58 vs. Mississippi Valley State, 12/12/15
 Assists - 34 vs. Earlham, 11/15/14
 Steals - 16 vs. Earlham, 11/15/14
 Blocks - 9 (Multiple)
 Turnovers - 21 vs. Coppin State 12/28/14
 Fouls - 27 vs. NCAT 12/10/11

Team Game Lows

Points - 41 vs. Wichita State, 1/17/15
 FGM - 12 vs. Bradley, 1/4/17
 FGA - 35 vs. Southern Illinois, 1/24/15
 FG% - .235 vs. Bradley, 1/4/17
 3 Made - 0 vs. Missouri State 2/5/14
 3 Att - 4 vs. Missouri State, 2/4/17
 3% - .000 0-13 vs. Missouri State 2/5/14
 FTM - 2 vs. Northern Iowa 2/15/12
 FTA - 4 vs. SIU, 2/24/18
 FT% - .286 2-7 vs. Northern Iowa 2/15/12
 RB - 20 vs. Wichita State 1/4/12
 Assists - 8 (Multiple)
 Steals - 1 (Multiple)
 Blocks - 0 (Multiple)
 Turnovers - 3 vs. Missouri State, 2/10/15
 Fouls - 7 vs. Midway, 12/17/17

Opponent Game Highs

Points - 98 by Illinois State 2/12/14
 98 by Southern Illinois, 2/27/19
 FGM - 36 by Princeton 3/13/12
 FGA - 73 by Tennessee State 3/19/13
 FG% - .614 2x, last Valparaiso, 11/20/13
 3 Made - 14 by UNI 1/8/14
 3 Att - 33 by Canisius 12/9/17
 3% - .750 9-12 by Missouri State 2/13/19
 FTM - 29 by Illinois State 2/12/14
 FTA - 33 by Oakland City, 12/18/12
 FT% - 100% (10/10) by Drake, 2/17/15
 RB - 50 by Missouri State 2/25/12
 Assists - 24 (2x, last by Belmont, 11/21/15)
 Steals - 16 by Coppin State, 12/28/14
 Blocks - 9 by Wichita State, 1/31/16
 Turnovers - 28 by Oakland City 11/19/11
 Fouls - 33 by Illinois State 2/12/14

Opponent Game Lows

Points - 35 by Bradley 1/9/16
 FGM - 12 - (Multiple)
 FGA - 39 (Multiple)
 FG% - .222 (12/54) by Wabash, 11/30/16
 3 Made - 0 by Western Illinois, 11/17/12
 3 Att - 4 by Western Illinois 11/17/12
 3% - .000 0-4 by Western Illinois 11/17/12
 FTM - 1 by Northern Iowa, 1/29/13
 FTA - 2 (Multiple)
 FT% - .400 4-10 by Western Illinois 11/17/12
 RB - 13 by Miami Ohio 12/5/12
 Assists - 4 by Texas Southern, 11/18/18
 Steals - 0 by Wabash, 11/30/16
 Blocks - 0 (Multiple)
 Turnovers - 6 by Wichita State, 1/17/17
 Fouls - 8 by UT Martin 3/31/15



2019-20 Evansville Men's Basketball

Specialty Stats

POINTS IN THE PAINT

Opp.	UE-Opp.	W/L
vs. Ball State	36-32	+4

Record with more points in the paint: 1-0
 Record with fewer points in the paint: 0-0
 Record when points in paint even: 0-0
 Margin for season (+4)

BENCH SCORING

Opp.	UE-Opp.	W/L
vs. Ball State	31-19	+12

Record with more bench points: 1-0
 Record with fewer bench points: 0-0
 Record when bench points even: 0-0
 Margin for season (+12)

POINTS OFF TURNOVERS

Opp.	UE-Opp.	W/L
vs. Ball State	10-17	-7

Record with more points off turnovers: 0-0
 Record with fewer points off turnovers: 1-0
 Record when points off turnovers even: 0-0
 Margin for season (-7)

Never Forget - December 13, 1977



December 13, 2017 marked the 40th anniversary of the plane crash that killed 26 passengers and three crew members in 1977. The University of Evansville will never forget those who perished. Their memories will live on forever.



2019-20 Evansville Men's Basketball

The Last Time Evansville...
(* - denotes program record)

TRIPLE DOUBLE

Reed Jackson vs. New Hampshire, 1/3/95, 13 pts, 10 rbs, 12 ast
Troy Taylor at Creighton, 12/29/12, 10 pts, 10 rbs, 10 ast

BEAT A RANKED OPPONENT

vs. No. 23 UNI, 1/1/15, 52-49
BEAT A RANKED OPPONENT AT HOME
vs. No. 23 UNI, 1/1/15, 52-49
BEAT A RANKED OPPONENT ON THE ROAD
at No. 23 Butler, 11/27/10, 71-68 (OT)

MARGINS

UE won by 30 points or more
vs. Southern Illinois, 2/24/18 (75-44)
UE won by 40 Points or more
vs. Oakland City, 12/2/17 (98-56)
UE won by 30 or more on the road
at Bradley, 2/1/12 (92-62)
UE won by double digits on the road
at Valparaiso, 1/24/18 (75-65)
UE won in overtime
vs. Drake, 1/2/19 (82-77 2 OT)
UE shut out an opponent in overtime
vs. Ohio Univ., 12/18/14 (81-69) 12-0 in OT
UE won in overtime on the road
at Southern Illinois, 1/29/16 (85-78)
UE won in double overtime
vs. Drake, 1/2/19 (82-77 2 OT)
UE played in double overtime
vs. Drake, 1/2/19 (82-77 2 OT)
UE won/played in triple overtime
at St. Joseph's, 1957-58 (78-70)
UE lost by 40 points
at Duke, 12/20/17 (104-40)
UE won by 25 points at home
vs. Southern Illinois, 2/24/18 (75-44)
UE won by 25 points at home in consecutive games
vs. Alabama A&M, 11/26/12 (72-46) and vs. Miami Ohio, 12/5/12 (94-68)
UE lost by 25 points at home
vs. UNI, 1/8/14 (53-80)

SCORING

UE Player had 30 Points
31, Ryan Taylor vs. Valparaiso, 2/7/18
UE Player had 40 Points
43, D.J. Balentine at UNI, 1/29/14
UE Player had 60 Points
65, Scott Haffner vs. Dayton, 2/18/89
UE Player Had Four Consecutive 20 Point Games
Ryan Taylor - 2/13/18-2/24/18 - at UNI (26), vs. Loyola (27), at Indiana State (30), vs. SIU (25)
UE Player Had Five Consecutive 20 Point Games
Ryan Taylor - 1/24/18-2/7/18 - at Valparaiso (22), vs. Drake (25), vs. UNI (25), at Illinois State (32), vs. Valparaiso (31)
UE Player had Six Consecutive 20 Point Games
Jaylon Brown - 2/14-3/3/17 - vs. Drake (22), at Bradley (22), at Wichita State (25), vs. Indiana St (24), vs. Indiana St (27), vs. Illinois State (24)
UE Player Had Two Consecutive 30 Point Games
Ryan Taylor - 2/3-2/7/18 - at Illinois State (32), vs. Valparaiso (31)
UE Had Three Players with 20 Points
2/14/17 vs. Drake - Jaylon Brown (22), Ryan Taylor (22), David Howard (21)
UE Had Six Players In Double Figures
Six vs. Southern Illinois, 2/27/19
Feehan (17), Riley (16), Hill (14), Kuhlman (13), Chatkevicius (11), Frederking (11)
UE Had Five Players In Double Figures
Six vs. Southern Illinois, 2/27/19
Feehan (17), Riley (16), Hill (14), Kuhlman (13), Chatkevicius (11), Frederking (11)
UE Had One Player In Double Figures
Shea Feehan (12 points), vs. Indiana State, 1/12/19
UE Had No Players In Double Figures
vs. North Carolina, 12/8/10
UE Scored 100 Points In A Game
116 vs. Earlham, 11/15/14

UE Scored 100 Points At Home

116 vs. Earlham, 11/15/14
UE Scored 100 Points On The Road
115 at Hawaii Hilo, 11/28/98
UE Scored Under 50 Points In A Game
46 at Illinois State, 1/5/19
UE Scored 20 or Fewer Points In A Half
17 in 1st half at Indiana State, 2/6/19
UE Scored 50 or More Points In First Half
57 vs. KWC, 11/15/18
UE Scored 50 or More Points In Second Half
55 vs. Southern Illinois, 2/27/19
UE Scored 60 or More Points In A Half
62 in second half vs. Earlham, 11/15/14

SHOOTING

UE Player had 15 Field Goals Made
17, Colt Ryan (17-of-24) at Creighton, 2/21/12
UE Player had 10 Field Goals Made
11, DeAndre Williams (11-of-14) vs. Ball State, 11/9/19
UE Player had 20 Field Goals Attempted
30, Ryan Taylor (11-of-30) at Indiana State, 2/21/18
UE Player had 30 Field Goals Attempted
30, Ryan Taylor (11-of-30) at Indiana State, 2/21/18
UE Player Shot 90% or Higher (Min. 10 att.)
.900, Egidijus Mockevicius (9-of-10) vs. Marian, 11/17/15
UE Player Missed All FG Attempts (Min. 10 att.)
Evan Kuhlman, vs. Jacksonville State (0-10), 12/15/18
UE Had 40 Field Goals Made
50 vs. Earlham, 11/15/14
UE Had 50 Field Goals Made
50 vs. Earlham, 11/15/14
UE Had 75 Field Goals Attempted
80 vs. Earlham, 11/15/14
UE Shot 60% From the Floor
.607 at Bowling Green, 12/5/17
UE Shot Below 25% From the Floor
.235 (12-51) vs. Bradley, 1/4/17

THREE-POINT SHOOTING

UE Player had 10 3-Point Field Goals Made
11 by Scott Haffner vs. Dayton, 2/18/89*
UE Player had 8 3-Point Field Goals Made
8, Ryan Taylor at Illinois State, 2/3/18
UE Player had 10 3-Point Field Goals Attempted
12, Shea Feehan vs. Ball State, 12/9/18
UE had 10 3-Point FG's Made
13 vs. Southern Illinois, 2/27/19
UE had 15 3-Point FG's Made
17 at Xavier, 11/10/18 (school record)
UE Shot 70% From 3-Point Distances (Min. 10 attempts)
80.0% (12-15) at Bowling Green, 12/5/17
UE Did Not Make A Three-Pointer
at Illinois State, 2/4/15 (0-for-10)

FREE THROWS

UE Player had 20 Free Throws Made
20, D.J. Balentine vs. Illinois State, 2/12/14
UE Player had 15 Free Throws Made
16, Jaylon Brown at Indiana State, 2/1/17
UE Player Shot 100% From Free Throw Line (min. 10 att.)
Jaylon Brown (16-16) at Indiana State, 2/1/17
UE Player had 20 Free Throws Attempted
20, Jaylon Brown vs. Bradley, 1/4/17
UE had 30 Free Throws Made
37 vs. Bradley, 1/4/17
UE had 40 Free Throws Made
44 vs. Illinois State, 2/12/14
UE had 40 Free Throws Attempted
44 vs. Indiana State, 3/2/17
UE had 50 Free Throws Attempted
56 vs. Illinois State, 2/12/14
UE did not attempt a free throw
at UNI, 2/13/18
UE Made Less Than Five Free Throws
0 at UNI, 2/13/18
UE Attempted Less Than Five Free Throws
0 at UNI, 2/13/18
UE Shot 90% From Free Throw Line (min. 10 att.)
27-30 vs. Ball State, 12/9/18
UE Shot 100% From Free Throw Line (min. 10 att.)
10-10 vs. Bradley, 1/6/18

REBOUNDS

UE Player had 20 Rebounds
20, Egidijus Mockevicius vs. Loyola, 1/19/16
20, Egidijus Mockevicius at Illinois State, 1/15/16
21, Egidijus Mockevicius at Missouri State, 1/2/16
21, Egidijus Mockevicius vs. Santa Clara, 11/27/15
21, Richie Johnson at Western Kentucky, 12/11/84
UE Player had 15 Rebounds
15, Blake Simmons vs. UNI, 1/31/18
UE had 40 Rebounds
44 vs. Indiana State, 1/12/19
UE had 50 Rebounds
58 vs. Albion, 12/1/18
UE had 60 Rebounds
61 vs. SIU Edwardsville, 12/2/08
UE outrebounded opponent by 25
vs. Miami Ohio, 12/5/12 (38-13)
UE had two players record 10 rebounds
Egidijus Mockevicius (10) and Mislav Brzozja (10) vs. Coppin State, 12/28/14

ASSISTS

UE Player had 10 Assists
11, Dru Smith vs. NC Central, 11/13/17
UE Had Five or Fewer Assists
5 at Northern Iowa, 1/1/10
UE Had 30 or More Assists
34 vs. Earlham, 11/15/14

STEALS

UE Player had 5 Steals
7, Dru Smith at SIU, 1/3/18
UE had no steals
at Wichita State, 2/21/17

TURNOVERS

UE Forced 25 or More Turnovers
26 vs. NC Central, 11/13/17
UE Had 25 or More Turnovers
26 at Illinois, 11/8/18
UE Had 5 or Fewer Turnovers
5 vs. Missouri State, 2/4/17

BLOCKS

UE Player had 5 Blocks
5, Dainius Chatkevicius at Loyola, 2/20/19
UE Player had 7 Blocks
8, Egidijus Mockevicius vs. Drake, 3/6/14
UE had 10 Blocks
11 vs. Indiana State, 1990-91
UE had No Blocks
vs. Missouri State, 2/4/17

The Last Time An Opponent...

SCORING

Player had 30 Points
34 by Armon Fletcher, SIU, 2/27/19
Player had 40 Points
40 by Henry Domercant, Eastern Illinois, 11/30/02
Team Had Five Players In Double Figures
5 by Southern Illinois, 2/9/19
Team Had One Player In Double Figures
Earlham, 11/15/14
Team Had No Players In Double Figures
Drake, 2/25/14
Team Had 100 Points
104 by Duke, 12/20/17
Team Had 100 Points In Evansville
103 by Oral Roberts, 1/9/84
Team Scored 50 Points Or Fewer In A Game
44 by Southern Illinois, 2/24/18
Team Had 30 Points or Fewer
26 by Northwestern, 11/26/99
Team Scored 20 or Fewer Points In A Half
18 by Ball State, 1st Half, 11/9/19
Team Scored 15 or Fewer Points In A Half
11 by Wabash, 2nd Half, 11/30/16
Team Scored 10 or Fewer Points In A Half
8 by Northwestern, 11/26/99
Team Scored 50 or More Points In A Half
57 by Ball State, 2nd half, 11/9/19



2019-20 Evansville Men's Basketball

Team Scored 60 or More Points In A Half
61 by Wichita State, 2nd half, 2/21/17

SHOOTING

Player had 10 Field Goals Made
12 by Armon Fletcher, SIU, 2/27/19
Player had 20 Field Goals Attempted
21 by Armon Fletcher, SIU, 2/27/19
Player made all attempts (min. 10 tries)
13 by Evan Bradds, Belmont, 11/21/15 (13/13 FG)
Player Missed All FG Attempts (10 att.)
Boo Richardson, Illinois State, 0-11, 12/9/06
Team had 40 Field Goals Made
40 by Illinois, 11/8/18
Team had 75 Field Goals Attempted
75 by Drake, 1/2/19
Team Shot 60% From The Floor
.603 by Southern Illinois, 2/27/19
Team Shot 25% From The Floor Or Under
.222 (12-54) by Wabash, 11/30/16

THREE-POINT SHOOTING

Player had 8 3-Point Field Goals Made
9 by Kyle Korver, Creighton, 1/15/03
Player had 15 3-Point Field Goals Attempted
15 by Phillip Gilbert, Bradley, 3/1/03
Team had 10 3-Point Field Goals Made
10 by Southern Illinois, 2/27/19
Team had 17 3-Point Field Goals Made
17 by UNI, 1/29/14
Team Shot 70% From 3-Point Distance (Min. 10 attempts)
Wichita State, 7-10, 1/2/97
Team Did Not Make A Three-Pointer
Western Illinois, 11/17/12

FREE THROWS

Player had 10 Free Throws Made
11 by Justin James, Wyoming, 11/28/18
Team had 30 Free Throws Made
31 by Butler, 11/21/09
Team Shot 100% Free Throws (min. 10 attempts)
Northern Iowa, 16-16, 1/1/10
Team Shot 90% Free Throws (min. 10 attempts)
Drake, 23-25 (92.0%), 1/8/17
Team had 40 Free Throws Attempted
43 by North Carolina, 12/6/11
Team Made Less Than Five Free Throws
2 by Ohio U., 12/18/14
Team Attempted Less Than Five Free Throws
3 by Ohio U., 12/18/14

REBOUNDS

Player had 15 Rebounds
15 by Christian Cunningham, Jacksonville St, 12/15/18
Player had 20 Rebounds
20 by Tyrique Jones, Xavier, 11/10/18
Team had 50 Rebounds
51 by Xavier, 11/10/18
Team had under 15 Rebounds
13 by Miami Ohio, 12/5/12
Two players had 10 Rebounds
vs. Bradley, 1/30/19 - Dwayne Lautier-Ogunleye (12),
Elijah Childs (11)

ASSISTS

Team Had Five or Fewer Assists
4 by Texas Southern, 11/18/18
Player Had 10 or more Assists
10 by Ja Morant, Murray State, 12/18/18

STEALS

Player had 5 Steals
5 by De'Antae McMurray, Drake, 1/27/18

BLOCKS

Player had 7 Blocks
7 by Josh Crawford, Indiana State, 1/31/10
Team had No Blocks
Mount St. Joseph, 12/22/16
Team had 10 Blocks
Indiana State (10), 2/1/17

Evansville's Record When

Conference	0-0
Home	1-0
Away	0-0
Neutral	0-0
Leading at Half	1-0
Trailing at Half	0-0
Tied at Half	0-0
Overtime Game	0-0
MVC Home Game	0-0
MVC Road Game	0-0
MVC Tournament	0-0
Non- MVC Home Game	1-0
Non- MVC Road Game	0-0
Non- MVC Neutral Game	0-0
vs. Ranked Opponents	0-0
Leading-5 min. left	1-0
Trailing-5 min. left	0-0
Score Tied-5 min. left	0-0
UE outrebounds opp.	0-0
UE outrebounded by opp.	1-0
Team rebounds are even	0-0
UE shoots 50% from floor	0-0
UE shoots -50% from floor	1-0
Opp. shoots 50% from floor	0-0
Opp. shoots -50% from floor	1-0
UE makes more FTs	1-0
UE makes less FTs	0-0
FTs the same	0-0
UE has more TOs	0-0
Opp. has more TOs	1-0
TOs even	0-0
UE wins opening tip	1-0
UE loses opening tip	0-0
UE scores 60 points or less	0-0
Opp. scores 60 points or less	0-0
UE scores 61-69 points	0-0
Opp. scores 61-69 points	0-0
UE scores 70-79 points	1-0
Opp. scores 70-79 points	1-0
UE scores 80-89 points	0-0
Opp. scores 80-89 points	0-0
UE scores 90 points or more	0-0
Opp. scores 90 points or more	0-0
Two or less score in double digits	0-0
Three or more score in double digits	1-0
On Monday	0-0
On Tuesday	0-0
On Wednesday	0-0
On Thursday	0-0
On Friday	0-0
On Saturday	1-0
On Sunday	0-0
In November	1-0
In December	0-0
In January	0-0
In February	0-0
In March	0-0
Game decided by 5 pts or less	1-0
Game decided by 6-10 pts	0-0
Game decided by 11-20 pts	0-0
Game decided by 21 pts or more	0-0
Exhibition Games	1-0



2019-20 Evansville Men's Basketball



**HEAD COACH
WALTER
MCCARTY**

Walter McCarty was officially introduced as the head men's basketball coach at the University of Evansville on March 23, 2018. McCarty joins the UE program after serving as the assistant coach of the Boston Celtics since 2013.

In just a short time, McCarty has transformed the UE program in all facets. On the floor, he instituted a high-paced system that saw the program set the season mark with 776 3-point attempts. The pace of play improved drastically to one of the top 100 in the nation while he gives his players the freedom to shoot whenever they are open. McCarty guided his first Aces team to 11 victories. UE had a strong non-conference season, earning wins over Wyoming, Ball State and Green Bay. In league play, the Aces showed that they could play with anyone, earning wins over the top three seeds in 2019 (Drake, Loyola and Missouri State).

Off the court, he transformed the Fifth Third Basketball Practice Facility into one of the most attractive places in the country. His efforts saw the facility add up-to-date enhancements including movie theater seating in the video room, updated furniture and gaming room for players, a brand new sound system inside the gym as well as wall graphics and a full redesign of the facility and gym.

He worked under head coach Brad Stevens in Boston and the staff spearheaded an unbelievable turnaround. In just four seasons, the Celtics more than doubled their win total from 25 games in 2013-14 to 53 wins in 2016-17 along with an Atlantic Division Title. The team also advanced to the Eastern Conference Finals in 2017 for the first time in five years. In his final season with Boston, the Celtics went 55-27 on their way to a second-place finish in the Atlantic Division.


His coaching career began in 2007 when he joined the staff of Rick Pitino at the University of Louisville. In three seasons on the Cardinals staff, he helped the program to 78 wins, three NCAA Tournament appearances and two Elite Eight berths.

The 19th overall pick of the 1996 NBA Draft by the New York Knicks, McCarty also spent time playing for the Boston Celtics, Phoenix Suns and Los Angeles Clippers. Over his 10-year NBA career, McCarty finished with 3,056 points, 1,554 rebounds and 670 assists. One of the most popular players in Kentucky Wildcat history, McCarty helped UK to a National Championship in 1996. Averaging 11.3 points per game, McCarty and his team made an impressive run through the NCAA Tournament, defeating Syracuse in the championship game by a final of 76-67. A team that was known as "The Untouchables", the 1995-96 squad was 34-2 and featured nine players that went on to enjoy a career in the NBA.

A native of Evansville, McCarty was a standout at Harrison High School. He is the only player in school history to be named a Parade All-American (1992). He was the 1992 Evansville Player of the Year and earned a spot on the Indiana All-Star team. McCarty helped the Warriors to the city and conference title along with its first basketball sectional championship in school history. McCarty and his wife Erin have two daughters – Gabrielle and Sasha.




2019-20 Evansville Men's Basketball




Walter McCarty was a star at the college level playing at the University of Kentucky. He helped the 1996 team win the National Championship.




McCarty and NBA Commissioner David Stern at the 1996 NBA Draft where McCarty was selected by the New York Knicks with the 19th pick.



The second stop in McCarty's NBA playing career was with the Boston Celtics where he spent parts of eight seasons. He played in all 82 games in the 1997-98 season making 64 starts while averaging 9.6 points per game.




McCarty was traded from the Boston Celtics to the Phoenix Suns in February of 2005. He played in 28 games for the Suns following the trade.



In 2005, McCarty joined the Los Angeles Clippers as a free agent. In his final NBA season, McCarty played in 36 games.



In 2013, McCarty joined the Celtics coaching staff, working with head coach Brad Stevens. Under their direction, the Celtics showed great improvement each season, reaching the Eastern Conference Finals in 2017 and 2018.



McCarty's first NBA coaching job came in 2010 when he joined the Indiana Pacers and head coach Jim O'Brien. O'Brien was McCarty's coach in Boston from 2001-04.





2019-20 Evansville Men's Basketball



0 Gage Bobe

Guard - 6-0 - Freshman
Vincennes, Ind. - South Knox

Career/Season Highs

CAREER HIGHS

Points: _____
FG: _____
FGA: _____
3-Pt FG: _____
3-Pt FGA: _____
FT: _____
FTA: _____
Rebounds: _____
Assists: _____
Steals: _____
Blocked Shots: _____
Minutes Played: _____

SEASON HIGHS

Points: _____
FG: _____
FGA: _____
3-Pt FG: _____
3-Pt FGA: _____
FT: _____
FTA: _____
Rebounds: _____
Assists: _____
Steals: _____
Blocked Shots: _____
Minutes Played: _____

GAME-BY-GAME STATISTICS

Notes

2019-20:

BOBE'S CAREER STATISTICS

BOBE'S MVC CAREER STATISTICS



2019-20 Evansville Men's Basketball



1 Marcus Henderson

Guard - 6-2 - Freshman
Charlotte, N.C. - United Faith Christian

Career/Season Highs

CAREER HIGHS

Points: _____ 2 (11/9/19 vs. Ball State)
FG: _____ 1 (11/9/19 vs. Ball State)
FGA: _____ 1 (11/9/19 vs. Ball State)
3-Pt FG: _____
3-Pt FGA: _____
FT: _____
FTA: _____
Rebounds: _____ 1 (11/9/19 vs. Ball State)
Assists: _____
Steals: _____
Blocked Shots: _____
Minutes Played: _____ 3 (11/9/19 vs. Ball State)

GAME-BY-GAME STATISTICS

Opponent	Date	gs	min	fg-fga	pct	3fg-fga	pct	ft-fta	pct	off	def	tot	avg	pf	a	t/o	blk	stl	pts	avg
BALL STATE	11/09/19	3		1-1	1.000	0-0	.000	0-0	.000	1	0	1	1.0	0	0	0	0	0	2	2.0
Totals		0	3	1-1	1.000	0-0	.000	0-0	.000	1	0	1	1.0	0	0	0	0	0	2	2.0

Games played: 1
Minutes/game: 3.0
Points/game: 2.0
FG Pct: 100.0

Rebounds/game: 1.0

SEASON HIGHS

Points: _____ 2 (11/9/19 vs. Ball State)
FG: _____ 1 (11/9/19 vs. Ball State)
FGA: _____ 1 (11/9/19 vs. Ball State)
3-Pt FG: _____
3-Pt FGA: _____
FT: _____
FTA: _____
Rebounds: _____ 1 (11/9/19 vs. Ball State)
Assists: _____
Steals: _____
Blocked Shots: _____
Minutes Played: _____ 3 (11/9/19 vs. Ball State)

Notes

2019-20: Scored 2 points in first game as a freshman vs. Ball State.

HENDERSON'S CAREER STATISTICS

Season	gp-gs	min/avg	Total		3-Point		F-Throws		Rebounds				Scoring							
			fg-fga	pct	fg-fga	pct	ft-fta	pct	off	def	tot	avg	pf	fo	ast	to	blk	stl	pts	avg
2019-20	1-0	3/3.0	1-1	1.000	0-0	.000	0-0	.000	1	0	1	1.0	0	0	0	0	0	0	2	2.0
TOTAL	1-0	3/3.0	1-1	1.000	0-0	.000	0-0	.000	1	0	1	1.0	0	0	0	0	0	0	2	2.0

HENDERSON'S MVC CAREER STATISTICS



2019-20 Evansville Men's Basketball



2 Artur Labinowicz

Guard - 6-4 - Redshirt Junior
Charlotte, N.C. - Coastal Carolina

Career/Season Highs

CAREER HIGHS

Points: _____ 32 (1/13/18 vs. Georgia State)*
 FG: _____ 10 (1/13/18 vs. Georgia State)*
 FGA: _____ 17 (1/13/18 vs. Georgia State)*
 3-Pt FG: _____ 6 (1/13/18 vs. Georgia State)*
 3-Pt FGA: _____ 12 (1/13/18 vs. Georgia State)*
 FT: _____ 10 (2/17/18 vs. USA)*
 FTA: _____ 13 (2/17/18 vs. USA)*
 Rebounds: _____ 10 (2x)*
 Assists: _____ 4 (3x)*
 Steals: _____ 4 (3/22/17 vs. UIC)*
 Blocked Shots: _____ 2 (2x) 1 at CCU, 1 at UE
 Minutes Played: _____ 35 (3/22/17 vs. UIC)*

* - mark came at Coastal Carolina

GAME-BY-GAME STATISTICS

Opponent	Date	gs	min	fg-fga	pct	3fg-fga	pct	ft-fa	pct	off	def	tot	avg	pf	a	t/o	bik	stl	pts	avg
BALL STATE	11/09/19	21	21	1-6	.167	0-1	.000	0-0	.000	0	2	2	2.0	1	0	2	2	1	2	2.0
Totals		0	21	1-6	.167	0-1	.000	0-0	.000	0	2	2	2.0	1	0	2	2	1	2	2.0

Games played: 1
 Minutes/game: 21.0
 Points/game: 2.0
 FG Pct: 16.7
 3FG Pct: 0.0

Rebounds/game: 2.0
 Turnovers/game: 2.0
 Steals/game: 1.0
 Blocks/game: 2.0

SEASON HIGHS

Points: _____ 2 (11/9/19 vs. Ball State)
 FG: _____ 1 (11/9/19 vs. Ball State)
 FGA: _____ 6 (11/9/19 vs. Ball State)
 3-Pt FG: _____
 3-Pt FGA: _____ 1 (11/9/19 vs. Ball State)
 FT: _____
 FTA: _____
 Rebounds: _____ 2 (11/9/19 vs. Ball State)
 Assists: _____
 Steals: _____ 1 (11/9/19 vs. Ball State)
 Blocked Shots: _____ 2 (11/9/19 vs. Ball State)
 Minutes Played: _____ 21 (11/9/19 vs. Ball State)

Notes

2019-20: Played 21 minutes in first game at UE vs. Ball State.

LABINOWICZ UE CAREER STATISTICS

Season	gp-gs	min/avg	Total		3-Point		F-Throws		Rebounds				Scoring							
			fg-fga	pct	fg-fga	pct	ft-fa	pct	off	def	tot	avg	pf	fo	ast	to	bik	stl	pts	avg
2019-20	1-0	21/21.0	1-6	.167	0-1	.000	0-0	.000	0	2	2	2.0	1	0	0	2	2	1	2	2.0
TOTAL	1-0	21/21.0	1-6	.167	0-1	.000	0-0	.000	0	2	2	2.0	1	0	0	2	2	1	2	2.0

LABINOWICZ MVC CAREER STATISTICS



2019-20 Evansville Men's Basketball



3 Jawaun Newton

Guard - 6-3 - Sophomore
El Paso, Texas - Burges

Career/Season Highs

CAREER HIGHS

Points: _____ 9 (1/30/19 vs. Bradley)
FG: _____ 3 (Multiple)
FGA: _____ 7 (at Illinois, 11/8/18)
3-Pt FG: _____ 2 (1/30/19 vs. Bradley)
3-Pt FGA: _____ 4 (Multiple)
FT: _____ 4 (12/4/18 at Arkansas State)
FTA: _____ 4 (2x, last at Arkansas State, 12/4/18)
Rebounds: _____ 4 (Multiple)
Assists: _____ 4 (1/26/19 at UNI)
Steals: _____ 2 (vs. Texas Southern, 11/18/18)
Blocked Shots: _____ 1 (Multiple)
Minutes Played: _____ 22 (vs. Missouri State, 2/13/19)

GAME-BY-GAME STATISTICS

Opponent	Date	gs	min	Total		3-Pointers		Free throws		Rebounds				pf	a	t/o	blk	stl	pts	avg
				fg-fga	pct	3fg-fga	pct	ft-fa	pct	off	def	tot	avg							
BALL STATE	11/09/19	*	19	0-4	.000	0-2	.000	0-0	.000	0	2	2	2.0	0	0	2	0	0	0	0.0
Totals			1	0-4	.000	0-2	.000	0-0	.000	0	2	2	2.0	0	0	2	0	0	0	0.0

Games played: 1
Minutes/game: 19.0
FG Pct: 0.0
3FG Pct: 0.0

Rebounds/game: 2.0
Turnovers/game: 2.0

SEASON HIGHS

Points: _____
FG: _____
FGA: _____ 4 (11/9/19 vs. Ball State)
3-Pt FG: _____
3-Pt FGA: _____ 2 (11/9/19 vs. Ball State)
FT: _____
FTA: _____
Rebounds: _____ 2 (11/9/19 vs. Ball State)
Assists: _____
Steals: _____
Blocked Shots: _____
Minutes Played: _____ 19 (11/9/19 vs. Ball State)

Notes

2019-20: Made the second start of his career in opener against Ball State.

NEWTON'S CAREER STATISTICS

Season	gp-gs	min/avg	Total		3-Point		F-Throws		Rebounds				pf	fo	ast	to	blk	stl	Scoring	
			fg-fga	pct	fg-fga	pct	ft-fa	pct	off	def	tot	avg							pts	avg
2018-19	30-1	427/14.2	27-80	.338	10-44	.227	28-36	.778	9	59	68	2.3	42	0	18	21	6	11	92	3.1
2019-20	1-1	19/19.0	0-4	.000	0-2	.000	0-0	.000	0	2	2	2.0	0	0	0	2	0	0	0	0.0
TOTAL	31-2	446/14.4	27-84	.321	10-46	.217	28-36	.778	9	61	70	2.3	42	0	18	23	6	11	92	3.0

NEWTON'S MVC CAREER STATISTICS

Season	gp-gs	min/avg	Total		3-Point		F-Throws		Rebounds				pf	fo	ast	to	blk	stl	Scoring	
			fg-fga	pct	fg-fga	pct	ft-fa	pct	off	def	tot	avg							pts	avg
2018-19	17-1	248/14.6	15-44	.341	6-27	.222	12-16	.750	4	29	33	1.9	17	0	10	13	3	4	48	2.8
TOTAL	17-1	248/14.6	15-44	.341	6-27	.222	12-16	.750	4	29	33	1.9	17	0	10	13	3	4	48	2.8



2019-20 Evansville Men's Basketball



4 Devan Straub

Guard - 6-2 - Redshirt Junnior
Evansville, Ind. - Mater Dei

Career/Season Highs

CAREER HIGHS

Points: _____ 5 (2/20/19 at Loyola)
 FG: _____ 2 (2/20/19 at Loyola)
 FGA: _____ 5 (2/17/19 vs. UNI)
 3-Pt FG: _____ 1 (Multiple)
 3-Pt FGA: _____ 4 (2/17/19 vs. UNI)
 FT: _____ 2 (3/2/19 at Valparaiso)
 FTA: _____ 2 (3/2/19 at Valparaiso)
 Rebounds: _____ 1 (3/2/19 at Valparaiso)
 Assists: _____ 2 (1/16/19 at Missouri State)
 Steals: _____ 1 (Multiple)
 Blocked Shots: _____
 Minutes Played: _____ 10 (Multiple)

GAME-BY-GAME STATISTICS

Opponent	Date	gs	min	Total		3-Pointers		Free throws		Rebounds				pf	a	t/o	blk	stl	pts	avg
				fg-fga	pct	3fg-fga	pct	ft-fa	pct	off	def	tot	avg							
at Xavier	11/10/18	dnp	-	-	-	-	-	-	-	-	-	-	-	-	-	-	-	-	-	-
KENTUCKY WESLEYAN	11/15/18	dnp	-	-	-	-	-	-	-	-	-	-	-	-	-	-	-	-	-	-
TEXAS SOUTHERN	11/18/18	dnp	-	-	-	-	-	-	-	-	-	-	-	-	-	-	-	-	-	-
WYOMING	11/28/18	dnp	-	-	-	-	-	-	-	-	-	-	-	-	-	-	-	-	-	-
ALBION	12/1/18	dnp	-	-	-	-	-	-	-	-	-	-	-	-	-	-	-	-	-	-
BALL ST.	12/9/18	dnp	-	-	-	-	-	-	-	-	-	-	-	-	-	-	-	-	-	-
JACKSONVILLE STATE	12/15/18	dnp	-	-	-	-	-	-	-	-	-	-	-	-	-	-	-	-	-	-
at Murray St.	12/18/18	4	0-0	.000	0-0	.000	0-0	.000	0	0	0	0.0	0	1	0	0	0	0	0	0.0
GREEN BAY	12/22/18	2	0-0	.000	0-0	.000	0-0	.000	0	0	0	0.0	0	0	0	0	0	0	0	0.0
DRAKE	1/2/19	dnp	-	-	-	-	-	-	-	-	-	-	-	-	-	-	-	-	-	-
at Illinois State	01/05/19	dnp	-	-	-	-	-	-	-	-	-	-	-	-	-	-	-	-	-	-
LOYOLA	1/8/19	2	0-0	.000	0-0	.000	0-0	.000	0	0	0	0.0	0	0	0	0	0	0	0	0.0
INDIANA STATE	1/12/19	dnp	-	-	-	-	-	-	-	-	-	-	-	-	-	-	-	-	-	-
at Missouri State	01/16/19	10	1-3	.333	1-3	.333	0-0	.000	0	0	0	0.0	0	2	0	0	1	3	0.8	
ILLINOIS STATE	1/19/19	5	0-2	.000	0-2	.000	0-0	.000	0	0	0	0.0	0	1	0	0	0	0	0.6	
at Drake	01-23-19	dnp	-	-	-	-	-	-	-	-	-	-	-	-	-	-	-	-	-	-
at UNI	01/26/19	dnp	-	-	-	-	-	-	-	-	-	-	-	-	-	-	-	-	-	-
BRADLEY	1/30/19	2	0-0	.000	0-0	.000	0-0	.000	0	0	0	0.0	1	0	0	0	0	0	0.5	
VALPARAISO	2/2/19	dnp	-	-	-	-	-	-	-	-	-	-	-	-	-	-	-	-	-	-
at Indiana State	02/06/19	2	1-1	1.000	1-1	1.000	0-0	.000	0	0	0	0.0	0	0	0	0	0	3	0.9	
at Southern Illinois	2/9/19	dnp	-	-	-	-	-	-	-	-	-	-	-	-	-	-	-	-	-	-
MISSOURI STATE	2/13/19	1	0-1	.000	0-1	.000	0-0	.000	0	0	0	0.0	2	0	0	0	0	0	0.8	
UNI	2/17/19	8	1-5	.200	0-4	.000	0-0	.000	0	0	0	0.0	0	0	0	0	0	2	0.9	
at Loyola	02/20/19	4	2-2	1.000	1-1	1.000	0-0	.000	0	0	0	0.0	0	0	0	0	0	5	1.3	
at Bradley	02-23-19	dnp	-	-	-	-	-	-	-	-	-	-	-	-	-	-	-	-	-	-
SOUTHERN ILLINOIS	02/27/19	2	0-0	.000	0-0	.000	0-0	.000	0	0	0	0.0	0	0	0	0	0	0	1.2	
at Valparaiso	03/02/19	10	0-1	.000	0-0	.000	2-2	1.000	0	1	1	0.1	0	0	1	0	1	2	1.3	
vs Illinois State	3/7/19	dnp	-	-	-	-	-	-	-	-	-	-	-	-	-	-	-	-	-	-
Totals		0	52	5-15	.333	3-12	.250	2-2	1.000	0	1	1	0.1	3	4	1	0	2	15	1.3

SEASON HIGHS

Points: _____
 FG: _____
 FGA: _____
 3-Pt FG: _____
 3-Pt FGA: _____
 FT: _____
 FTA: _____
 Rebounds: _____
 Assists: _____
 Steals: _____
 Blocked Shots: _____
 Minutes Played: _____

Notes

2019-20:

STRAUB'S CAREER STATISTICS

Season	gp-gs	min/avg	Total		3-Point		F-Throws		Rebounds				pf	fo	ast	to	blk	stl	Scoring	
			fg-fga	pct	fg-fga	pct	ft-fa	pct	off	def	tot	avg							pts	avg
2018-19	12-0	52/4.3	5-15	.333	3-12	.250	2-2	1.000	0	1	1	0.1	3	0	4	1	0	2	15	1.3
TOTAL	12-0	52/4.3	5-15	.333	3-12	.250	2-2	1.000	0	1	1	0.1	3	0	4	1	0	2	15	1.3

STRAUB'S MVC CAREER STATISTICS

Season	gp-gs	min/avg	Total		3-Point		F-Throws		Rebounds				pf	fo	ast	to	blk	stl	Scoring	
			fg-fga	pct	fg-fga	pct	ft-fa	pct	off	def	tot	avg							pts	avg
2018-19	10-0	46/4.6	5-15	.333	3-12	.250	2-2	1.000	0	1	1	0.1	3	0	3	1	0	2	15	1.5
TOTAL	10-0	46/4.6	5-15	.333	3-12	.250	2-2	1.000	0	1	1	0.1	3	0	3	1	0	2	15	1.5



2019-20 Evansville Men's Basketball



5 Shamar Givance

Guard - 5-10 - Sophomore
Toronto, Ontario - First Love Christian

Career/Season Highs

CAREER HIGHS

Points: _____ 12 (11/28/18 vs. Wyoming)
FG: _____ 4 (Multiple)
FGA: _____ 9 (11/28/18 vs. Wyoming)
3-Pt FG: _____ 2 (Multiple)
3-Pt FGA: _____ 5 (11/28/18 vs. Wyoming)
FT: _____ 6 (Multiple)
FTA: _____ 8 (11/28/18 vs. Wyoming)
Rebounds: _____ 7 (3/7/19 vs. Illinois State)
Assists: _____ 6 (2/9/19 at Southern Illinois)
Steals: _____ 2 (Multiple)
Blocked Shots: _____ 1 (2/9/19 at Southern Illinois)
Minutes Played: _____ 29 (2/13/19 vs. Missouri State)

GAME-BY-GAME STATISTICS

Opponent	Date	gs	min	Total		3-Pointers		Free throws		Rebounds				pf	a	t/o	blk	stl	pts	avg
				fg-fga	pct	3fg-fga	pct	ft-fa	pct	off	def	tot	avg							
BALL STATE	11/09/19		17	2-4	.500	1-1	1.000	0-0	.000	0	2	2	2.0	1	2	1	0	1	5	5.0
Totals		0	17	2-4	.500	1-1	1.000	0-0	.000	0	2	2	2.0	1	2	1	0	1	5	5.0

Games played: 1
Minutes/game: 17.0
Points/game: 5.0
FG Pct: 50.0
3FG Pct: 100.0

Rebounds/game: 2.0
Assists/game: 2.0
Turnovers/game: 1.0
Assist/turnover ratio: 2.0
Steals/game: 1.0

SEASON HIGHS

Points: _____ 5 (11/9/19 vs. Ball State)
FG: _____ 2 (11/9/19 vs. Ball State)
FGA: _____ 4 (11/9/19 vs. Ball State)
3-Pt FG: _____ 1 (11/9/19 vs. Ball State)
3-Pt FGA: _____ 1 (11/9/19 vs. Ball State)
FT: _____
FTA: _____
Rebounds: _____ 2 (11/9/19 vs. Ball State)
Assists: _____ 2 (11/9/19 vs. Ball State)
Steals: _____ 1 (11/9/19 vs. Ball State)
Blocked Shots: _____
Minutes Played: _____ 17 (11/9/19 vs. Ball State)

Notes

2019-20: Played 17 minutes scoring five points vs. Cardinals.

GIVANCE'S CAREER STATISTICS

Season	gp-gs	min/avg	Total		3-Point		F-Throws		Rebounds				Scoring							
			fg-fga	pct	fg-fga	pct	ft-fa	pct	off	def	tot	avg	pf	fo	ast	to	blk	stl	pts	avg
2018-19	32-6	547/17.1	45-129	.349	14-45	.311	47-63	.746	20	67	87	2.7	67	1	75	42	1	17	151	4.7
2019-20	1-0	17/17.0	2-4	.500	1-1	1.000	0-0	.000	0	2	2	2.0	1	0	2	1	0	1	5	5.0
TOTAL	33-6	564/17.1	47-133	.353	15-46	.326	47-63	.746	20	69	89	2.7	68	1	77	43	1	18	156	4.7

GIVANCE'S MVC CAREER STATISTICS

Season	gp-gs	min/avg	Total		3-Point		F-Throws		Rebounds				Scoring							
			fg-fga	pct	fg-fga	pct	ft-fa	pct	off	def	tot	avg	pf	fo	ast	to	blk	stl	pts	avg
2018-19	18-5	310/17.2	24-64	.375	10-24	.417	19-27	.704	7	34	41	2.3	38	0	45	25	1	9	77	4.3
TOTAL	18-5	310/17.2	24-64	.375	10-24	.417	19-27	.704	7	34	41	2.3	38	0	45	25	1	9	77	4.3



2019-20 Evansville Men's Basketball



10 Evan Kuhlman

Forward - 6-8 - Junior
Liberty Township, Ohio - Lakota East

Career/Season Highs

CAREER HIGHS

Points: _____ 14 (1/5/19 at Illinois State)
FG: _____ 5 (2/27/19 vs. SIU)
FGA: _____ 12 (1/30/19 vs. Bradley)
3-Pt FG: _____ 4 (11/10/18 at Xavier)
3-Pt FGA: _____ 7 (Multiple)
FT: _____ 7 (1/12/19 vs. Indiana State)
FTA: _____ 8 (1/12/19 vs. Indiana State)
Rebounds: _____ 8 (vs. Oakland City, 12/2/17)
Assists: _____ 4 (Multiple)
Steals: _____ 3 (Multiple)
Blocked Shots: _____ 2 (1/16/19 at Missouri State)
Minutes Played: _____ 33 (1/5/19 at Illinois State)

GAME-BY-GAME STATISTICS

Opponent	Date	gs	min	fg-fga	pct	3fg-fga	pct	ft-fa	pct	off	def	tot	avg	pf	a	t/o	blk	stl	pts	avg
BALL STATE	11/09/19	15	15	1-2	.500	0-1	.000	3-3	1.000	1	4	5	5.0	4	0	0	0	2	5	5.0
Totals		0	15	1-2	.500	0-1	.000	3-3	1.000	1	4	5	5.0	4	0	0	0	2	5	5.0

Games played: 1
Minutes/game: 15.0
Points/game: 5.0
FG Pct: 50.0
3FG Pct: 0.0
FT Pct: 100.0

Rebounds/game: 5.0
Steals/game: 2.0

SEASON HIGHS

Points: _____ 5 (11/9/19 vs. Ball State)
FG: _____ 1 (11/9/19 vs. Ball State)
FGA: _____ 2 (11/9/19 vs. Ball State)
3-Pt FG: _____
3-Pt FGA: _____ 1 (11/9/19 vs. Ball State)
FT: _____ 3 (11/9/19 vs. Ball State)
FTA: _____ 3 (11/9/19 vs. Ball State)
Rebounds: _____ 5 (11/9/19 vs. Ball State)
Assists: _____
Steals: _____ 2 (11/9/19 vs. Ball State)
Blocked Shots: _____
Minutes Played: _____ 14 (11/9/19 vs. Ball State)

Notes

2019-20: Registered 5 points and 5 rebounds vs. Ball State.

KUHLMAN'S CAREER STATISTICS

Season	gp-gs	min/avg	Total		3-Point		F-Throws		Rebounds				Scoring							
			fg-fga	pct	fg-fga	pct	ft-fa	pct	off	def	tot	avg	pf	fo	ast	to	blk	stl	pts	avg
2017-18	25-2	284/11.4	22-48	.458	10-22	.455	5-6	.833	5	24	29	1.2	31	0	7	6	3	5	59	2.4
2018-19	32-22	722/22.6	71-183	.388	34-108	.315	22-25	.880	11	81	92	2.9	85	4	38	34	11	17	198	6.2
2019-20	1-0	15/15.0	1-2	.500	0-1	.000	3-3	1.000	1	4	5	5.0	4	0	0	0	0	2	5	5.0
TOTAL	58-24	1021/17.6	94-233	.403	44-131	.336	30-34	.882	17	109	126	2.2	120	4	45	40	14	24	262	4.5

KUHLMAN'S MVC CAREER STATISTICS

Season	gp-gs	min/avg	Total		3-Point		F-Throws		Rebounds				Scoring							
			fg-fga	pct	fg-fga	pct	ft-fa	pct	off	def	tot	avg	pf	fo	ast	to	blk	stl	pts	avg
2017-18	15-0	157/10.5	13-27	.481	6-14	.429	1-2	.500	1	10	11	0.7	18	0	4	3	2	4	33	2.2
2018-19	18-10	401/22.3	38-92	.413	20-57	.351	15-17	.882	6	56	62	3.4	45	1	18	23	7	9	111	6.2
TOTAL	33-10	558/16.9	51-119	.429	26-71	.366	16-19	.842	7	66	73	2.2	63	1	22	26	9	13	144	4.4



2019-20 Evansville Men's Basketball



11 **Thomasi** Gilgeous-Alexander

Guard - 6-5 - Freshman

Hamilton, Ontario - The Potter's House

Career/Season Highs

CAREER HIGHS

Points: _____
 FG: _____
 FGA: _____
 3-Pt FG: _____
 3-Pt FGA: _____
 FT: _____
 FTA: _____
 Rebounds: _____
 Assists: _____
 Steals: _____
 Blocked Shots: _____
 Minutes Played: _____

SEASON HIGHS

Points: _____
 FG: _____
 FGA: _____
 3-Pt FG: _____
 3-Pt FGA: _____
 FT: _____
 FTA: _____
 Rebounds: _____
 Assists: _____
 Steals: _____
 Blocked Shots: _____
 Minutes Played: _____

GAME-BY-GAME STATISTICS

Notes

2019-20:

GILGEOUS-ALEXANDER'S CAREER STATISTICS

GILGEOUS-ALEXANDER'S MVC CAREER STATISTICS



2019-20 Evansville Men's Basketball



13 DeAndre Williams

Forward - 6-9 - Sophomore
Houston, Texas - Klein Forest

Career/Season Highs

CAREER HIGHS

Points: _____ 26 (11/9/19 vs. Ball State)
FG: _____ 11 (11/9/19 vs. Ball State)
FGA: _____ 14 (11/9/19 vs. Ball State)
3-Pt FG: _____ 3 (11/9/19 vs. Ball State)
3-Pt FGA: _____ 4 (11/9/19 vs. Ball State)
FT: _____ 1 (11/9/19 vs. Ball State)
FTA: _____ 2 (11/9/19 vs. Ball State)
Rebounds: _____ 9 (11/9/19 vs. Ball State)
Assists: _____ 3 (11/9/19 vs. Ball State)
Steals: _____ 2 (11/9/19 vs. Ball State)
Blocked Shots: _____ 1 (11/9/19 vs. Ball State)
Minutes Played: _____ 28 (11/9/19 vs. Ball State)

GAME-BY-GAME STATISTICS

Opponent	Date	gs	min	fg-fga	pct	3fg-fga	pct	ft-fa	pct	off	def	tot	avg	pf	a	t/o	blk	stl	pts	avg
BALL STATE	11/09/19	*	28	11-14	.786	3-4	.750	1-2	.500	2	7	9	9.0	5	3	2	1	2	26	26.0
Totals		1	28	11-14	.786	3-4	.750	1-2	.500	2	7	9	9.0	5	3	2	1	2	26	26.0

Games played: 1
Minutes/game: 28.0
Points/game: 26.0
FG Pct: 78.6
3FG Pct: 75.0
FT Pct: 50.0

Rebounds/game: 9.0
Assists/game: 3.0
Turnovers/game: 2.0
Assist/turnover ratio: 1.5
Steals/game: 2.0
Blocks/game: 1.0

SEASON HIGHS

Points: _____ 26 (11/9/19 vs. Ball State)
FG: _____ 11 (11/9/19 vs. Ball State)
FGA: _____ 14 (11/9/19 vs. Ball State)
3-Pt FG: _____ 3 (11/9/19 vs. Ball State)
3-Pt FGA: _____ 4 (11/9/19 vs. Ball State)
FT: _____ 1 (11/9/19 vs. Ball State)
FTA: _____ 2 (11/9/19 vs. Ball State)
Rebounds: _____ 9 (11/9/19 vs. Ball State)
Assists: _____ 3 (11/9/19 vs. Ball State)
Steals: _____ 2 (11/9/19 vs. Ball State)
Blocked Shots: _____ 1 (11/9/19 vs. Ball State)
Minutes Played: _____ 28 (11/9/19 vs. Ball State)

Notes

2019-20: Had best program debut in 33 years with 26 points against Ball State; added 9 rebounds and 3 assists in 28 minutes.

WILLIAMS' CAREER STATISTICS

Season	gp-gs	min/avg	Total		3-Point		F-Throws		Rebounds				pf	fo	ast	to	blk	stl	Scoring	
			fg-fga	pct	fg-fga	pct	ft-fa	pct	off	def	tot	avg							pts	avg
2019-20	1-1	28/28.0	11-14	.786	3-4	.750	1-2	.500	2	7	9	9.0	5	1	3	2	1	2	26	26.0
TOTAL	1-1	28/28.0	11-14	.786	3-4	.750	1-2	.500	2	7	9	9.0	5	1	3	2	1	2	26	26.0

WILLIAMS' MVC CAREER STATISTICS



2019-20 Evansville Men's Basketball



20 Sam Cunliffe

Guard - 6-6 - Redshirt Junior
Seattle, Wash. - Kansas

Career/Season Highs

CAREER HIGHS

Points: _____ 23 (11/23/16 vs. Citadel)*
 FG: _____ 7 (11/23/16 vs. Citadel)*
 FGA: _____ 13 (11/9/19 vs. Ball State)
 3-Pt FG: _____ 3 (3x)*
 3-Pt FGA: _____ 8 (11/28/16 vs. Kentucky)*
 FT: _____ 6 (11/23/16 vs. Citadel)*
 FTA: _____ 9 (11/23/16 vs. Citadel)*
 Rebounds: _____ 10 (11/23/16 vs. Citadel)*
 Assists: _____ 5 (11/23/16 vs. Citadel)*
 Steals: _____ 1 (7x)*\$
 Blocked Shots: _____ 2 (11/13/16 vs. Cal Poly)*
 Minutes Played: _____ 34 (12/3/16 vs. UNLV)*

* - mark came at Arizona State

\$ - mark came at Kansas

GAME-BY-GAME STATISTICS

Opponent	Date	gs	min	fg-fga	pct	3fg-fga	pct	ft-fa	pct	off	def	tot	avg	pf	a	t/o	blk	stl	pts	avg
BALL STATE	11/09/19	25	6-13	.462	3-4	.750	2-2	1.000	2	0	2	2.0	0	3	4	0	0	0	17	17.0
Totals		0	25	6-13	.462	3-4	.750	2-2	1.000	2	0	2	2.0	0	3	4	0	0	17	17.0

Games played: 1
 Minutes/game: 25.0
 Points/game: 17.0
 FG Pct: 46.2
 3FG Pct: 75.0
 FT Pct: 100.0

Rebounds/game: 2.0
 Assists/game: 3.0
 Turnovers/game: 4.0
 Assist/turnover ratio: 0.8

SEASON HIGHS

Points: _____ 17 (11/9/19 vs. Ball State)
 FG: _____ 6 (11/9/19 vs. Ball State)
 FGA: _____ 13 (11/9/19 vs. Ball State)
 3-Pt FG: _____ 3 (11/9/19 vs. Ball State)
 3-Pt FGA: _____ 4 (11/9/19 vs. Ball State)
 FT: _____ 2 (11/9/19 vs. Ball State)
 FTA: _____ 2 (11/9/19 vs. Ball State)
 Rebounds: _____ 2 (11/9/19 vs. Ball State)
 Assists: _____ 3 (11/9/19 vs. Ball State)
 Steals: _____
 Blocked Shots: _____
 Minutes Played: _____ 25 (11/9/19 vs. Ball State)

Notes

2019-20: Made UE debut scoring 17 points on 6-of-13 shooting against BSU, was 3-4 from outside.

CUNLIFFE'S UE CAREER STATISTICS

Season	gp-gs	min/avg	Total		3-Point		F-Throws		Rebounds				Scoring							
			fg-fga	pct	fg-fga	pct	ft-fa	pct	off	def	tot	avg	pf	fo	ast	to	blk	stl	pts	avg
2019-20	1-0	25/25.0	6-13	.462	3-4	.750	2-2	1.000	2	0	2	2.0	0	0	3	4	0	0	17	17.0
TOTAL	1-0	25/25.0	6-13	.462	3-4	.750	2-2	1.000	2	0	2	2.0	0	0	3	4	0	0	17	17.0

CUNLIFFE'S MVC CAREER STATISTICS



2019-20 Evansville Men's Basketball



30 Noah Frederking

Guard - 6-4 - Junior
Okawville, Ill. - Okawville

Career/Season Highs

CAREER HIGHS

Points: _____ 26 (11/15/18 vs. KWC)
FG: _____ 9 (11/15/18 vs. KWC)
FGA: _____ 14 (11/15/18 vs. KWC)
3-Pt FG: _____ 4 (vs. Oakland City, 12/2/17)
3-Pt FGA: _____ 8 (Multiple)
FT: _____ 6 (vs. Drake, 1/27/18)
FTA: _____ 6 (2x, last vs. KWC, 11/15/18)
Rebounds: _____ 5 (Multiple)
Assists: _____ 5 (vs. UNI, 1/31/18)
Steals: _____ 2 (Multiple)
Blocked Shots: _____ 1 (Multiple)
Minutes Played: _____ 35 (vs. Loyola, 2/18/18)

GAME-BY-GAME STATISTICS

Opponent	Date	gs	min	Total		3-Pointers		Free throws		Rebounds				pf	a	t/o	blk	stl	pts	avg
				fg-fga	pct	3fg-fga	pct	ft-fta	pct	off	def	tot	avg							
BALL STATE	11/09/19	*	21	2-7	.286	2-4	.500	2-2	1.000	0	0	0	0.0	1	1	3	0	0	8	8.0
Totals		1	21	2-7	.286	2-4	.500	2-2	1.000	0	0	0	0.0	1	1	3	0	0	8	8.0

Games played: 1
Minutes/game: 21.0
Points/game: 8.0
FG Pct: 28.6
3FG Pct: 50.0
FT Pct: 100.0

Assists/game: 1.0
Turnovers/game: 3.0
Assist/turnover ratio: 0.3

SEASON HIGHS

Points: _____ 8 (11/9/19 vs. Ball State)
FG: _____ 2 (11/9/19 vs. Ball State)
FGA: _____ 7 (11/9/19 vs. Ball State)
3-Pt FG: _____ 2 (11/9/19 vs. Ball State)
3-Pt FGA: _____ 4 (11/9/19 vs. Ball State)
FT: _____ 2 (11/9/19 vs. Ball State)
FTA: _____ 2 (11/9/19 vs. Ball State)
Rebounds: _____
Assists: _____ 1 (11/9/19 vs. Ball State)
Steals: _____
Blocked Shots: _____
Minutes Played: _____ 20 (11/9/19 vs. Ball State)

Notes

2019-20: Hit two triples and scored 8 points vs. BSU; drew six fouls.

FREDERKING'S CAREER STATISTICS

Season	gp-gs	min/avg	Total		3-Point		F-Throws		Rebounds				pf	fo	ast	to	blk	stl	Scoring	
			fg-fga	pct	fg-fga	pct	ft-fta	pct	off	def	tot	avg							pts	avg
2017-18	32-9	690/21.6	57-149	.383	24-66	.364	35-43	.814	13	43	56	1.8	28	0	36	30	3	12	173	5.4
2018-19	32-8	640/20.0	68-157	.433	41-108	.380	23-35	.657	11	53	64	2.0	35	0	23	27	1	12	200	6.3
2019-20	1-1	21/21.0	2-7	.286	2-4	.500	2-2	1.000	0	0	0	0.0	1	0	1	3	0	0	8	8.0
TOTAL	65-18	1351/20.8	127-313	.406	67-178	.376	60-80	.750	24	96	120	1.8	64	0	60	60	4	24	381	5.9

FREDERKING'S MVC CAREER STATISTICS

Season	gp-gs	min/avg	Total		3-Point		F-Throws		Rebounds				pf	fo	ast	to	blk	stl	Scoring	
			fg-fga	pct	fg-fga	pct	ft-fta	pct	off	def	tot	avg							pts	avg
2017-18	18-2	401/22.3	26-74	.351	9-29	.310	22-29	.759	7	23	30	1.7	18	0	25	19	3	8	83	4.6
2018-19	18-7	353/19.6	32-77	.416	23-58	.397	5-10	.500	5	29	34	1.9	25	0	12	10	1	7	92	5.1
TOTAL	36-9	754/20.9	58-151	.384	32-87	.368	27-39	.692	12	52	64	1.8	43	0	37	29	4	15	175	4.9



2019-20 Evansville Men's Basketball



33

K.J. Riley

Guard - 6-5 - Senior

Bronx, N.Y. - Howard (Texas) College

Career/Season Highs

CAREER HIGHS

Points: _____ 25 (1/2/19 vs. Drake)
 FG: _____ 6 (Multiple)
 FGA: _____ 16 (1/2/19 vs. Drake)
 3-Pt FG: _____ 1 (Multiple)
 3-Pt FGA: _____ 5 (1/2/19 vs. Drake)
 FT: _____ 14 (vs. APSU, 12/16/17)
 FTA: _____ 18 (1/19/19 vs. Illinois State)
 Rebounds: _____ 12 (vs. Midway, 12/17/17)
 Assists: _____ 9 (vs. Oakland City, 12/2/17)
 Steals _____ 3 (Multiple)
 Blocked Shots _____ 1 (Multiple)
 Minutes Played: _____ 44 (1/2/19 vs. Drake)

GAME-BY-GAME STATISTICS

Opponent	Date	gs	min	fg-fga	pct	3fg-fga	pct	ft-fa	pct	off	def	tot	avg	pf	a	t/o	blk	stl	pts	avg
BALL STATE	11/09/19	*	29	5-8	.625	0-0	.000	4-5	.800	0	5	5	5.0	1	3	2	0	1	14	14.0
Totals		1	29	5-8	.625	0-0	.000	4-5	.800	0	5	5	5.0	1	3	2	0	1	14	14.0

Games played: 1
 Minutes/game: 29.0
 Points/game: 14.0
 FG Pct: 62.5
 FT Pct: 80.0

Rebounds/game: 5.0
 Assists/game: 3.0
 Turnovers/game: 2.0
 Assist/turnover ratio: 1.5
 Steals/game: 1.0

SEASON HIGHS

Points: _____ 14 (11/9/19 vs. Ball State)
 FG: _____ 5 (11/9/19 vs. Ball State)
 FGA: _____ 8 (11/9/19 vs. Ball State)
 3-Pt FG: _____
 3-Pt FGA: _____
 FT: _____ 4 (11/9/19 vs. Ball State)
 FTA: _____ 5 (11/9/19 vs. Ball State)
 Rebounds: _____ 5 (11/9/19 vs. Ball State)
 Assists: _____ 3 (11/9/19 vs. Ball State)
 Steals: _____ 1 (11/9/19 vs. Ball State)
 Blocked Shots: _____
 Minutes Played: _____ 29 (11/9/19 vs. Ball State)

Notes

2019-20: Recorded 14 points in opener vs. Ball State; drew six fouls.

RILEY'S CAREER STATISTICS

Season	gp-gs	min/avg	Total		3-Point		F-Throws		Rebounds				Scoring							
			fg-fga	pct	fg-fga	pct	ft-fa	pct	off	def	tot	avg	pf	fo	ast	to	blk	stl	pts	avg
2017-18	32-18	767/24.0	54-131	.412	1-9	.111	107-139	.770	18	92	110	3.4	73	2	91	64	5	33	216	6.8
2018-19	32-32	1052/32.9	125-294	.425	9-53	.170	176-244	.721	24	135	159	5.0	95	0	96	103	14	38	435	13.6
2019-20	1-1	29/29.0	5-8	.625	0-0	.000	4-5	.800	0	5	5	5.0	1	0	3	2	0	1	14	14.0
TOTAL	65-51	1848/28.4	184-433	.425	10-62	.161	287-388	.740	42	232	274	4.2	169	2	190	169	19	72	665	10.2

RILEY'S MVC CAREER STATISTICS

Season	gp-gs	min/avg	Total		3-Point		F-Throws		Rebounds				Scoring							
			fg-fga	pct	fg-fga	pct	ft-fa	pct	off	def	tot	avg	pf	fo	ast	to	blk	stl	pts	avg
2017-18	18-16	508/28.2	33-87	.379	1-7	.143	54-71	.761	12	58	70	3.9	49	2	56	36	3	27	121	6.7
2018-19	18-18	615/34.2	69-169	.408	5-33	.152	96-137	.701	12	82	94	5.2	56	0	55	65	6	18	239	13.3
TOTAL	36-34	1123/31.2	102-256	.398	6-40	.150	150-208	.721	24	140	164	4.6	105	2	111	101	9	45	360	10.0



2019-20 Evansville Men's Basketball



35

John Hall

Forward - 6-7- Redshirt Junior
Philadelphia, Pa. - Standard of Excellence

Career/Season Highs

CAREER HIGHS

Points: _____ 21 (Multiple)
FG: _____ 8 (Multiple)
FGA: _____ 15 (11/28/18 vs. Wyoming)
3-Pt FG: _____ 5 (1/26/19 at UNI)
3-Pt FGA: _____ 7 (Multiple)
FT: _____ 5 (3/7/19 vs. Illinois State)
FTA: _____ 6 (3/7/19 vs. Illinois State)
Rebounds: _____ 14 (12/15/18 vs. Jacksonville State)
Assists: _____ 5 (11/10/18 at Xavier)
Steals: _____ 3 (Multiple)
Blocked Shots: _____ 2 (Multiple)
Minutes Played: _____ 43 (1/2/19 vs. Drake)

GAME-BY-GAME STATISTICS

Opponent	Date	gs	min	fg-fga	pct	3fg-fga	pct	ft-fa	pct	off	def	tot	avg	pf	a	t/o	blk	stl	pts	avg
BALL STATE	11/09/19	*	22	0-2	.000	0-2	.000	0-0	.000	0	3	3	3.0	0	1	0	0	0	0	0.0
Totals		1	22	0-2	.000	0-2	.000	0-0	.000	0	3	3	3.0	0	1	0	0	0	0	0.0

Games played: 1
Minutes/game: 22.0
FG Pct: 0.0
3FG Pct: 0.0

Rebounds/game: 3.0
Assists/game: 1.0
Assist/turnover ratio: 99.9

SEASON HIGHS

Points: _____
FG: _____
FGA: _____ 2 (11/9/19 vs. Ball State)
3-Pt FG: _____
3-Pt FGA: _____ 2 (11/9/19 vs. Ball State)
FT: _____
FTA: _____
Rebounds: _____ 3 (11/9/19 vs. Ball State)
Assists: _____ 1 (11/9/19 vs. Ball State)
Steals: _____
Blocked Shots: _____
Minutes Played: _____ 22 (11/9/19 vs. Ball State)

Notes

2019-20: Played 22 minutes in opener against Ball State.

HALL'S CAREER STATISTICS

Season	gp-gs	min/avg	Total		3-Point		F-Throws		Rebounds				Scoring							
			fg-fga	pct	fg-fga	pct	ft-fa	pct	off	def	tot	avg	pf	fo	ast	to	blk	stl	pts	avg
2017-18	32-7	439/13.7	37-104	.356	1-6	.167	16-22	.727	24	62	86	2.7	58	0	14	20	7	7	91	2.8
2018-19	32-30	926/28.9	111-244	.455	40-112	.357	27-51	.529	29	182	211	6.6	54	1	31	60	17	24	289	9.0
2019-20	1-1	22/22.0	0-2	.000	0-2	.000	0-0	.000	0	3	3	3.0	0	0	1	0	0	0	0	0.0
TOTAL	65-38	1387/21.3	148-350	.423	41-120	.342	43-73	.589	53	247	300	4.6	112	1	46	80	24	31	380	5.8

HALL'S MVC CAREER STATISTICS

Season	gp-gs	min/avg	Total		3-Point		F-Throws		Rebounds				Scoring							
			fg-fga	pct	fg-fga	pct	ft-fa	pct	off	def	tot	avg	pf	fo	ast	to	blk	stl	pts	avg
2017-18	18-5	271/15.1	17-56	.304	0-2	.000	12-17	.706	14	39	53	2.9	40	0	5	12	4	5	46	2.6
2018-19	18-16	501/27.8	59-129	.457	25-68	.368	4-14	.286	15	82	97	5.4	32	1	10	26	8	14	147	8.2
TOTAL	36-21	772/21.4	76-185	.411	25-70	.357	16-31	.516	29	121	150	4.2	72	1	15	38	12	19	193	5.4



2019-20 Evansville Men's Basketball



42 Peace Ilegomah

Center - 6-9 - Junior
Benin City, Nigeria - Pittsburgh

Career/Season Highs

CAREER HIGHS

Points: _____ 6 (11/9/18 vs. VMI)*
FG: _____ 2 (11/9/18 vs. VMI)*
FGA: _____ 2 (2x)*
3-Pt FG: _____
3-Pt FGA: _____
FT: _____ 2 (3x)*
FTA: _____ 3 (11/6/18 vs. Youngstown State)*
Rebounds: _____ 4 (2x)*
Assists: _____ 1 (4x)*
Steals: _____ 1 (2x)*
Blocked Shots: _____ 3 (2x)*
Minutes Played: ___ 16 (12/16/17 vs. McNeese State)*

* - record was at Pitt

SEASON HIGHS

Points: _____
FG: _____
FGA: _____
3-Pt FG: _____
3-Pt FGA: _____
FT: _____
FTA: _____
Rebounds: _____
Assists: _____
Steals: _____
Blocked Shots: _____
Minutes Played: _____

GAME-BY-GAME STATISTICS

Notes

2019-20:

ILEGOMAH'S UE CAREER STATISTICS

ILEGOMAH'S MVC CAREER STATISTICS



2019-20 Evansville Men's Basketball

1 UE vs. Ball State - Nov. 9, 2019 Ford Center | Evansville, Ind.



Official Basketball Box Score - Final
Ball St. at Evansville
11/09/19 Ford Center, Evansville
2019-20 Men's Basketball
Game Time: 8:00 PM
Game Duration: 2:04
Attendance: 5,372
Officials: John Hampton, Tyler Kempf, Bobby Dav

Ball St. - 75		Record: 1-1													Shooting By Period				
NO.	Name	Min	FG	3P	FT	Rebounds	Fouls	TP	AS	TO	ST	Blocks	+/-	1st FG%	2nd FG%	3rd FG%	GM FG%		
			M/A	M/A	M/A	OR	DR	PF	FD			BS	BA						
14	Kyle Millers	F	34:07	5-11	1-5	0-0	2	2	4	1	11	0	2	2	0	1	-1	1st FG%: 9-34 (23.5%)	
25	Tajha Teague	F	28:48	8-16	0-1	4-9	4	4	8	5	7	20	3	0	1	0	1	1	1st FG%: 1-9 (11.1%)
1	K.J. Walton	C	20:51	1-6	0-2	0-0	1	1	2	1	0	2	0	2	1	0	0	1	1st FG%: 1-2 (50%)
3	Josh Thompson	G	18:17	3-6	1-3	1-2	0	3	3	1	1	8	1	0	1	0	0	-2	2nd FG%: 22-31 (71.0%)
5	Ihmal El-Amin	G	31:06	6-12	3-6	0-0	1	3	4	3	0	15	1	2	2	0	0	-2	3rd FG%: 9-14 (67.1%)
2	Luke Bumbalough		13:53	2-5	2-2	0-2	0	1	1	2	2	6	0	2	1	0	0	-12	FT%: 5-13 (38.5%)
4	Lucas Krott		12:43	0-1	0-1	0-0	0	0	0	0	0	0	0	0	0	0	0	-3	GM FG%: 30-65 (46.2%)
11	Jarron Coleman		23:09	4-5	2-2	0-0	0	5	5	1	0	10	3	2	0	0	0	-2	3rd FG%: 9-23 (39.1%)
12	Brachen Hazen		15:20	1-3	0-0	1-2	2	5	7	2	2	3	1	0	2	0	1	-16	FT%: 6-15 (40.0%)
0	Mylene Thomas		01:45	0-0	0-0	0-0	0	0	0	0	0	0	0	0	0	0	0	-2	Dead Ball Rebounds: 4, 0
34	Ben Hendriks		00:01	0-0	0-0	0-0	0	0	0	0	0	0	0	0	0	0	0	-2	
Team							2	1	3			0	0						
Totals			30-65	9-23	6-15	12	25	37	19	13	75	9	10	10	3	3	-4		

Evansville - 79		Record: 1-0													Shooting By Period				
NO.	Name	Min	FG	3P	FT	Rebounds	Fouls	TP	AS	TO	ST	Blocks	+/-	1st FG%	2nd FG%	3rd FG%	GM FG%		
			M/A	M/A	M/A	OR	DR	PF	FD			BS	BA						
13	DeAndre Williams	F	27:36	11-14	3-4	1-2	2	7	9	5	2	26	3	2	2	1	0	5	1st FG%: 15-33 (45.5%)
35	John Hall	F	22:34	0-2	0-2	0-0	0	3	3	0	0	0	1	0	0	0	0	17	3rd FG%: 3-4 (75%)
3	Jawuan Newton	G	19:08	0-4	0-2	0-0	0	2	2	0	0	0	2	0	0	0	0	-1	2nd FG%: 13-26 (46.4%)
30	Nash Friederking	G	20:11	2-7	2-4	2-2	0	0	0	1	6	8	1	3	0	0	0	-4	FT%: 4-8 (50.0%)
33	K.J. Riley	C	29:41	5-8	0-0	4-5	0	5	5	1	6	14	3	2	1	0	0	-1	FT%: 9-10 (90%)
2	Artur Labinowicz		20:56	1-6	0-1	0-0	0	2	2	1	1	2	0	2	1	2	0	-2	GM FG%: 29-61 (47.5%)
5	Shamar Oivance		17:26	2-4	1-1	0-0	0	2	2	1	1	5	2	1	1	0	0	10	3rd FG%: 9-19 (47.4%)
10	Evan Kuhlman		14:25	1-2	0-1	3-3	1	4	5	4	2	5	0	0	2	0	0	-7	FT%: 12-14 (85.7%)
20	Sam Gullifs		25:19	6-13	3-4	2-2	2	0	2	0	1	17	3	4	0	0	0		
1	Marcus Henderson		02:44	1-1	0-0	0-0	1	0	1	0	0	2	0	0	0	0	0	3	Dead Ball Rebounds: 2, 0
Team							1	3	4			0	1						
Totals			29-61	9-19	12-14	7	28	35	13	19	79	13	17	7	3	0	4		

Biggest lead		Points from		Period by Period Scoring		
BSU	EVAN	BSU	EVAN	1st	2nd	TOT
1 (1st 14,42)	25 (2nd 18,44)	Turnovers	17 10	BSU	18	57
Best Scoring Run	11 (2nd 4,13) 13 (1st 1,35)	Paint	32 36	EVAN	40	79
Lead Changes	2	Second Chance	10 8			
Times Tied	1	Fast Breaks	11 10			
Time with Lead	00:07 38:05	Bench	19 31			

2 UE at Kentucky - Nov. 12, 2019 Rupp Arena | Lexington, Ky.



3 UE vs. Ball State - Nov. 9, 2019 Ford Center | Evansville, Ind.



4 UE at Kentucky - Nov. 12, 2019 Rupp Arena | Lexington, Ky.





2019-20 Evansville Men's Basketball

University Of Evansville Evansville Combined Team Statistics (as of Nov 01, 2019) All games

RECORD:	OVERALL	HOME	AWAY	NEUTRAL
ALL GAMES	11-21	9-7	2-13	0-1
CONFERENCE	5-13	3-6	2-7	0-0
NON-CONFERENCE	6-8	6-1	0-6	0-1

#	Player	gp-gs	min	avg	Total		3-Point		F-Throw		Rebounds				pf	dq	a	to	blk	stl	pts	avg
					fg-fga	fg%	3fg-fga	3fg%	ft-fa	ft%	off	def	tot	avg								
33	Riley, K.J.	32-32	1052	32.9	125-294	.425	9-53	.170	176-244	.721	24	135	159	5.0	95	0	96	103	14	38	435	13.6
01	Hill, Marty	32-32	889	27.8	138-306	.451	58-139	.417	33-45	.733	23	102	125	3.9	81	3	51	40	6	37	367	11.5
21	Feehan, Shea	30-22	731	24.4	84-219	.384	54-148	.365	72-82	.878	10	63	73	2.4	62	2	32	28	5	17	294	9.8
35	Hall, John	32-30	926	28.9	111-244	.455	40-112	.357	27-51	.529	29	182	211	6.6	54	1	31	60	17	24	289	9.0
14	Chatkevicius,Dainius	29-7	478	16.5	73-148	.493	1-6	.167	46-77	.597	53	82	135	4.7	77	2	25	52	28	10	193	6.7
30	Frederking, Noah	32-8	640	20.0	68-157	.433	41-108	.380	23-35	.657	11	53	64	2.0	35	0	23	27	1	12	200	6.3
10	Kuhlman, Evan	32-22	722	22.6	71-183	.388	34-108	.315	22-25	.880	11	81	92	2.9	85	4	38	34	11	17	198	6.2
05	Givance, Shamar	32-6	547	17.1	45-129	.349	14-45	.311	47-63	.746	20	67	87	2.7	67	1	75	42	1	17	151	4.7
03	Newton, Jawaun	30-1	427	14.2	27-80	.338	10-44	.227	28-36	.778	9	59	68	2.3	42	0	18	21	6	11	92	3.1
04	Straub, Devan	12-0	52	4.3	5-15	.333	3-12	.250	2-2	1.000	0	1	1	0.1	3	0	4	1	0	2	15	1.3
12	Chestnut, Jared	14-0	13	0.9	0-1	.000	0-1	.000	0-0	.000	0	2	2	0.1	1	0	1	0	0	0	0	0.0
Team											29	49	78				7					
Total.....		32	6477		747-1776	.421	264-776	.340	476-660	.721	219	876	1095	34.2	602	13	394	415	89	185	2234	69.8
Opponents.....		32	6473		824-1868	.441	211-608	.347	458-673	.681	297	922	1219	38.1	604	17	374	400	93	179	2317	72.4

TEAM STATISTICS	UE	OPP	Date	Opponent	Score	Att.				
SCORING	2234	2317	11/08/18	at Illinois	L	60-99	11755			
Points per game	69.8	72.4	11/10/18	at Xavier	L	85-91	10533			
Scoring margin	-2.6	-	11/15/18	KENTUCKY WESLEYAN	W	92-72	4497			
FIELD GOALS-ATT	747-1776	824-1868	11/18/18	TEXAS SOUTHERN	W	85-63	4578			
Field goal pct	.421	.441	11/24/18	at Ball St.	L	72-82	3224			
3 POINT FG-ATT	264-776	211-608	11/28/18	WYOMING	W	86-78	4709			
3-point FG pct	.340	.347	12/1/18	ALBION	W	65-49	4337			
3-pt FG made per game	8.3	6.6	12/04/18	at Arkansas St.	L	77-87	1037			
FREE THROWS-ATT	476-660	458-673	12/9/18	BALL ST.	W	89-77	5672			
Free throw pct	.721	.681	12/15/18	JACKSONVILLE STATE	L	50-55	4814			
F-Throws made per game	14.9	14.3	12/18/18	at Murray St.	L	64-66	4099			
REBOUNDS	1095	1219	12/22/18	GREEN BAY	W	80-75	5011			
Rebounds per game	34.2	38.1	12/30/18	at Miami (OH)	L	67-70	1456			
Rebounding margin	-3.9	-	* 1/2/19	DRAKE	Wo2	82-77	5503			
ASSISTS	394	374	* 01/05/19	at Illinois State	L	46-58	5643			
Assists per game	12.3	11.7	* 1/8/19	LOYOLA	W	67-48	5049			
TURNOVERS	415	400	* 1/12/19	INDIANA STATE	Lot	66-72	6419			
Turnovers per game	13.0	12.5	* 01/16/19	at Missouri State	W	70-64	4923			
Turnover margin	-0.5	-	* 1/19/19	ILLINOIS STATE	L	70-78	5731			
Assist/turnover ratio	0.9	0.9	* 01-23-19	at Drake	L	66-78	2709			
STEALS	185	179	* 01/26/19	at UNI	L	74-81	3677			
Steals per game	5.8	5.6	* 1/30/19	BRADLEY	L	73-81	5019			
BLOCKS	89	93	* 2/2/19	VALPARAISO	W	64-53	5805			
Blocks per game	2.8	2.9	* 02/06/19	at Indiana State	L	62-85	3469			
ATTENDANCE	84779	74819	* 2/9/19	at Southern Illinois	L	73-78	4923			
Home games-Avg/Game	16-5299	15-4654	* 2/13/19	MISSOURI STATE	L	56-68	5289			
Neutral site-Avg/Game	-	1-5004	* 2/17/19	UNI	L	58-73	6148			
Score by Periods	1st	2nd	OT	OT2	Totals					
Evansville	967	1238	11	18	2234					
Opponents	1091	1196	17	13	2317					
						* 02/20/19	at Loyola	L	58-70	3204
						* 02-23-19	at Bradley	L	61-63	6571
						* 02/27/19	SOUTHERN ILLINOIS	L	91-98	6198
						* 03/02/19	at Valparaiso	W	65-63	2592
						3/7/19	vs Illinois State	L	60-65	5004

* = Conference game



2019-20 Evansville Men's Basketball

University Of Evansville Evansville Combined Team Statistics (as of Nov 10, 2019) All games

RECORD:	OVERALL	HOME	AWAY	NEUTRAL
ALL GAMES	1-0	1-0	0-0	0-0
CONFERENCE	0-0	0-0	0-0	0-0
NON-CONFERENCE	1-0	1-0	0-0	0-0

#	Player	gp-gs	min	avg	Total		3-Point		F-Throw		Rebounds				pf	dq	a	to	blk	stl	pts	avg
					fg-fga	fg%	3fg-fga	3fg%	ft-fa	ft%	off	def	tot	avg								
13	Williams, DeAndre	1-1	28	28.0	11-14	.786	3-4	.750	1-2	.500	2	7	9	9.0	5	1	3	2	1	2	26	26.0
20	Cunliffe, Sam	1-0	25	25.0	6-13	.462	3-4	.750	2-2	1.000	2	0	2	2.0	0	0	3	4	0	0	17	17.0
33	Riley, KJ	1-1	29	29.0	5-8	.625	0-0	.000	4-5	.800	0	5	5	5.0	1	0	3	2	0	1	14	14.0
30	Frederking, Noah	1-1	21	21.0	2-7	.286	2-4	.500	2-2	1.000	0	0	0	0.0	1	0	1	3	0	0	8	8.0
10	Kuhlman, Evan	1-0	15	15.0	1-2	.500	0-1	.000	3-3	1.000	1	4	5	5.0	4	0	0	0	0	2	5	5.0
05	Givance, Shamar	1-0	17	17.0	2-4	.500	1-1	1.000	0-0	.000	0	2	2	2.0	1	0	2	1	0	1	5	5.0
02	Labinowicz, Artur	1-0	21	21.0	1-6	.167	0-1	.000	0-0	.000	0	2	2	2.0	1	0	0	2	2	1	2	2.0
01	Henderson, Marcus	1-0	3	3.0	1-1	1.000	0-0	.000	0-0	.000	1	0	1	1.0	0	0	0	0	0	0	2	2.0
35	Hall, John	1-1	22	22.0	0-2	.000	0-2	.000	0-0	.000	0	3	3	3.0	0	0	1	0	0	0	0	0.0
03	Newton, Jawaun	1-1	19	19.0	0-4	.000	0-2	.000	0-0	.000	0	2	2	2.0	0	0	0	2	0	0	0	0.0
Team											1	3	4				1					
Total.....		1	200		29-61	.475	9-19	.474	12-14	.857	7	28	35	35.0	13	1	13	17	3	7	79	79.0
Opponents.....		1	200		30-65	.462	9-23	.391	6-15	.400	12	25	37	37.0	19	1	9	10	0	10	75	75.0

TEAM STATISTICS	UE	OPP	Date	Opponent	Score	Att.
SCORING	79	75	11/09/19	BALL STATE	w 79-75	5372
Points per game	79.0	75.0	* - Conference game			
Scoring margin	+4.0	-				
FIELD GOALS-ATT	29-61	30-65				
Field goal pct	.475	.462				
3 POINT FG-ATT	9-19	9-23				
3-point FG pct	.474	.391				
3-pt FG made per game	9.0	9.0				
FREE THROWS-ATT	12-14	6-15				
Free throw pct	.857	.400				
F-Throws made per game	12.0	6.0				
REBOUNDS	35	37				
Rebounds per game	35.0	37.0				
Rebounding margin	-2.0	-				
ASSISTS	13	9				
Assists per game	13.0	9.0				
TURNOVERS	17	10				
Turnovers per game	17.0	10.0				
Turnover margin	-7.0	-				
Assist/turnover ratio	0.8	0.9				
STEALS	7	10				
Steals per game	7.0	10.0				
BLOCKS	3	0				
Blocks per game	3.0	0.0				
ATTENDANCE	5372	0				
Home games-Avg/Game	1-5372	0-0				
Neutral site-Avg/Game	-	0-0				

Score by Periods	1st	2nd	Totals
Evansville	40	39	79
Opponents	18	57	75