



VS.



**SATURDAY, NOV. 23 • 3:30 PM ET • SEC NETWORK  
LEXINGTON, KY • KROGER FIELD (61,000)**

**KENTUCKY WILDCATS  
(5-5, 3-5 SEC)**

8/31	TOLEDO [SECN]	W, 38-24
9/7	E. MICHIGAN [SECN]	W, 38-17
9/14	#9/8 FLORIDA* [ESPN]	L, 21-29
9/21	at Mississippi State* [SECN]	L, 13-28
9/28	at South Carolina* [SECN]	L, 7-24
10/12	ARKANSAS* [SECN]	W, 24-20
10/19	#10/10 at Georgia* [ESPN]	L, 0-21
10/26	MISSOURI* [SECN]	W, 29-7
11/9	TENNESSEE* [SECN]	L, 13-17
11/16	at Vanderbilt* [SECN]	W, 38-14
11/23	TENNESSEE MARTIN [SECN]	3:30 p.m.
11/30	LOUISVILLE [SECN]	Noon

All times ET; \*SEC game; Home games in bold

**UT MARTIN SKYHAWKS  
(7-4, 6-2 OVC)**

8/29	NORTHWESTERN STATE	W, 42-20
9/7	at Florida	L, 0-45
9/14	at Southern Illinois	L, 14-28
9/28	MURRAY STATE*	W, 40-7
10/5	at Eastern Kentucky*	W, 38-28
10/12	at Tennessee Tech*	W, 55-14
10/19	EASTERN ILLINOIS*	W, 27-18
10/26	at Southeast Missouri*	L, 10-17
11/2	JACKSONVILLE STATE*	W, 22-17
11/9	at Austin Peay*	L, 24-38
11/16	TENNESSEE STATE*	W, 28-17
11/23	at Kentucky	3:30 p.m.

All times ET; \*OVC game; Home games in bold

**ABOUT THE GAME**

**TV • SEC NETWORK**

Play-by-Play Dave Neal  
Analyst D.J. Shockley  
Sideline Dawn Davenport

**RADIO • UK SPORTS NETWORK**

Play-by-Play Tom Leach  
Analyst Jeff Picoro  
Sideline Dick Gabriel

**SATELLITE RADIO**

Channel 133 - Sirius; Channel 190 - XM

**INTERNET RADIO • www.UKathletics.com**

Live Audio - free; Live Stats

**TICKETS • UKathletics.com**

**HASHTAG • #BRINGIT**

**CATS AIM TO REACH BOWL ELIGIBILITY FOR FOURTH STRAIGHT YEAR**

Kentucky returns home for the final two weeks of the regular season needing just one victory to become bowl eligible for the fourth consecutive season. The first opportunity comes in the form of UT Martin on Saturday afternoon. The game is set for a 3:30 p.m. ET kickoff and will air on the SEC Network.

The Cats are riding a wave of momentum after grinding Vanderbilt to a pulp in a 38-14 victory in Nashville that saw the rushing attack pile up 401 yards. Moreover, UK erased a 14-3 first quarter deficit in doing so, scoring the game's final 35 points to secure it's largest SEC road win since 2001.

Lynn Bowden Jr. continued his onslaught on defenses with his fourth 100-yard rushing game in five starts at quarterback, tying Mike Fanuzzi for the most by a QB in school history. His 723 rushing yards in UK's last five SEC games this season are the most by a Wildcat in the last five SEC games of a season in school history.

The UK defense also has shown stark improvement and continues to give the team a chance to win despite its inexperience on that side of the ball, particularly in the secondary. It has held five consecutive SEC opponents to 305 total yards or less, the best such stretch since 1977, and allowed just 198 total yards to Vanderbilt.

**GAME CENTER - #BRINGIT**

**KENTUCKY WILDCATS**  
Record: 5-5 (3-5 SEC)  
Ranking: AP - NR; Coaches - NR  
Coach: Mark Stoops (Iowa, '89)  
Record: 41-44 (7th season)  
at UK: same  
vs. UTM: 1-0  
Last Game: W, 38-14, at Vanderbilt (11/16/19)  
Series: UK leads 1-0

**UT MARTIN SKYHAWKS**  
Record: 7-4 (6-2 OVC)  
Ranking: AP - NR; Coaches - NR  
Coach: Jason Simpson (So. Miss, '94)  
Record: 87-72 (14th season)  
at UTM: same  
vs. UK: 0-1  
Last Game: W, 28-17, vs. Tennessee State, (11/16/19)  
Last Meeting: UK won, 59-14, in Lexington on 8/30/14

**QUICK NOTES**

- Kentucky is 5-5 on the season and 3-5 in SEC play.
- The Cats dominated on the ground to defeat Vanderbilt 38-14 last Saturday, the largest SEC road win for the program since 2001. Junior center Drake Jackson was named SEC co-Offensive Lineman of the Week as the Cats ran up 401 rushing yards.
- Junior athlete Lynn Bowden Jr. has turned in impressive efforts since shifting over to play quarterback in the last five games. He has delivered three wins, including a virtuoso performance with 196 rushing yards and two touchdowns against Arkansas and 204 rushing yards and two scores against Missouri. Bowden earned SEC Offensive Player of the Week honors for both of those efforts. In the win over Vanderbilt, he directed UK to 482 yards total offense and five straight touchdown drives during the three quarters he played.
- In five starts at QB, he has recorded four 100-yard rushing games and is averaging 144.6 yards per game on the ground (723 total rushing yards). That ties him with Mike Fanuzzi for the most 100-yard rushing games by a quarterback in school history.
- Bowden, a Paul Hornung Award finalist for the nation's most versatile athlete, ranks 10th nationally and leads the SEC in all-purpose yards, averaging 142.3 yards per game.
- He ranks 10th in school history in career all-purpose yards (3,994) and fifth in most yards before his senior season.
- Bowden is the only player in FBS to lead his team in both rushing and receiving yards this season.
- His 204 rushing yards vs. Missouri were the second-most for a quarterback in UK history. Coupled with his 196 vs. Arkansas he now has two of the top three QB rushing efforts at UK.
- Bowden reached 1,000 career receiving yards in the season opener and charted his 100th career receptions vs. Florida.
- Bowden needs 178 more rushing yards to reach 1,000 for the season. He would become just the ninth Wildcat in school history to do so. He needs 116 yards to reach 1,000 for his career and would become the 33rd player in school history to accomplish that feat.
- Junior punter Max Duffy has been sensational, ranking second in FBS in punting at 48.3 yards per kick. He has been named a semifinalist for the Ray Guy Award for the nation's top punter after earning Ray Guy Award Punter of the Week twice this season.



## SEC STANDINGS

### EASTERN DIVISION

Team	SEC	Pct.	All	Pct.
Georgia	6-1	.857	9-1	.900
Florida	6-2	.750	9-2	.818
Tennessee	3-3	.500	5-5	.500
<b>KENTUCKY</b>	3-5	.375	5-5	.500
South Carolina	3-5	.375	4-7	.364
Missouri	2-4	.333	5-5	.500
Vanderbilt	1-6	.143	2-8	.200

### WESTERN DIVISION

Team	SEC	Pct.	All	Pct.
LSU	6-0	1.000	10-0	1.000
Alabama	6-1	.857	9-1	.900
Texas A&M	4-2	.667	7-3	.700
Auburn	4-3	.571	7-3	.700
Miss. State	2-5	.286	4-6	.400
Ole Miss	2-5	.286	4-7	.364
Arkansas	0-6	.000	2-8	.200

## WEEK 13 IN SEC

### November 23

#### UT MARTIN AT KENTUCKY 3:30 P.M.; SEC NETWORK

Western Carolina at Alabama  
Noon; ESPN

Samford at Auburn  
Noon; SEC Network

Texas A&M at Georgia  
3:30 p.m.; CBS

East Tennessee State at Vanderbilt  
3:30 p.m.; SEC Network-Alternate

Arkansas at LSU  
7 p.m.; ESPN

Tennessee at Missouri  
7:30 p.m.; SEC Network

Abilene Christian at Mississippi State  
7:30 p.m.; SEC Network-Alternate

All times ET

- Duffy is the school's all-time leading punter at 46.2 yards per kick.
- With Duffy's punting and hustling coverage by the punt team, UK leads the nation with 45.36 net yards per punt.
- Kentucky has held five consecutive SEC opponents to 305 yards of total offense or less for the first time since 1977.
- Since 2016, UK is 12-6 in games decided by seven points or less.
- The Cats now are 15-8 over their past 23 games.
- UK has a 16-16 SEC record over the past four seasons. It is the first time since 1977-80 that the Wildcats have won at least half of their conference games over a four-year stretch (12-12).
- UK has allowed 24 points or less in 22 of its last 25 games. That is the best such stretch since October 14, 1978 to Sept. 6, 1980. UK allowed 24 points or less in 18 of 19 games in that stretch.
- UK has allowed 34 points or less in 24 straight games, the longest active streak in the nation. It is the longest for Kentucky since a 45-game streak from 1976-80.
- The Cats only allowed a total of three points in the first half of three straight SEC games (at Georgia, Missouri, Tennessee), the best mark since allowing a total of three points against three consecutive SEC opponents (Georgia, Vanderbilt, Florida) in 1988.
- UK is tied for fifth in the FBS, and second in the SEC, in fewest plays from scrimmage of at least 40 yards allowed (four).
- UK is tied for third in the FBS, and tied for first in the SEC, in fewest passing plays of at least 40 yards allowed (one).
- Kentucky is second in the FBS, and second in the SEC, in running plays of at least 20 yards (32).
- UK is tied for first in the FBS, and first in the SEC, in fewest passing touchdowns allowed (six).
- UK's rushing offense ranks second in the SEC and 16th nationally at 231.4 yards per game.
- UK is one of just 22 FBS teams to have three players with a 100-yard rushing game this year.
- Defensive end Calvin Taylor Jr. has a team-high 6.0 sacks, which ranks tied for third in the SEC. His three forced fumbles is tied for the most in the league and 10th nationally.
- This is coach Mark Stoops' seventh season in Lexington and the Wildcats have either matched or exceeded the previous season's win total in each of the past six seasons, making them the only program in FBS to accomplish that feat.
- During Stoops' tenure the Wildcats have had eight different starting quarterbacks win a game.
- Kentucky has played 11 true freshmen (Jared Casey, M.J. Devonshire, Taj Dodson, Moses Douglass, Jalen Geiger, DeMarcus Harris, K.D. McDaniel, Nik Ognenovic, Travis Tisdale, J.J. Weaver and Tra Wilkins) and 14 redshirt freshmen in at least one game this season.
- Stoops has 41 wins during his tenure, tied for the third-most in school history with Jerry Claiborne and Blanton Collier. Stoops also has 30 wins at Kroger Field, the second-most wins in the current stadium.
- Stoops' "recruit and develop" mentality culminated in 2018 with a 10-3 record, UK's best season in 41 years and only the third 10-win season in school history. UK's 5-3 SEC record also was the team's first winning league mark since 1977. The Cats finished second in the SEC Eastern Division.

### LAST SATURDAY

- Kentucky dominated Vanderbilt, 38-14, in Nashville for the first road win of the season.
- The Cats erased a 14-3 first half deficit by scoring the game's final 35 points.
- The Cats completed their SEC portion of the schedule with a 3-5 record despite multiple injuries at quarterback throughout the campaign.
- It was UK's largest SEC road win since in 18 years. The Cats defeated Vanderbilt 56-30 in Nashville in 2001. It is the third-largest since 1979.
- UK had a season-high 528 yards total offense, best since compiling 601 at Louisville last season.
- UK had 401 rushing yards, most since rushing for 443 at Tennessee in 2016.
- UK allowed just 198 yards, the fifth consecutive SEC game that UK has limited the opponent to 305 or fewer yards. It is the fewest offensive yards allowed since limiting Vanderbilt to 139 yards in 2014.
- Redshirt freshman running back Chris Rodriguez rushed 15 times for a career-high 129 yards and one touchdown.
- Redshirt freshman running back Kavosiey Smoke ran 15 times for a career-high 95 yards. He had 123 all-purpose yards.
- Sophomore safety Yusuf Corker snagged his first career interception in the third quarter, setting up a UK touchdown drive.

### SCOUTING UT MARTIN

- UT Martin is 7-4 on the season, including a 6-2 mark in Ohio Valley Conference play.
- This will be the SkyHawks' final game of the regular season.



**WEEK 12 POLLS**

**AP TOP 25**

- 1 LSU
- 2 Ohio State
- 3 Clemson
- 4 **Georgia**
- 5 Alabama
- 6 Oregon
- 7 Utah
- 8 Oklahoma
- 9 Penn State
- 10 **Florida**
- 11 Minnesota
- 12 Michigan
- 13 Baylor
- 14 Wisconsin
- 15 Notre Dame
- 16 Auburn
- 17 Cincinnati
- 18 Memphis
- 19 Iowa
- 20 Boise State
- 21 SMU
- 22 Oklahoma State
- 23 Appalachian State
- 24 Texas A&M
- 25 Virginia Tech

2019 UK Opponents Receiving Votes: N/A

**COACHES TOP 25**

- 1 LSU
- 2 Ohio State
- 3 Clemson
- 4 **Georgia**
- 5 Alabama
- 6 Oregon
- 7 Oklahoma
- 8 Utah
- 9 Penn State
- 10 **Florida**
- 11 Minnesota
- 12 Michigan
- 13 Baylor
- 14 Wisconsin
- 15 Notre Dame
- 16 Auburn
- 17 Cincinnati
- 18 Memphis
- 19 Boise State
- 20 Iowa
- 21 SMU
- 22 Appalachian State
- 23 Oklahoma State
- 24 Texas A&M
- 25 San Diego State

2019 UK Opponents Receiving Votes: N/A

**COMPARISON STATS**

KENTUCKY	UT MARTIN
5-5	Record 7-4
3-5	Conference Record 6-2
22.1	Scoring/game 27.3
369.8	Total Offense/game 343.6
231.4	Rushing/game 120.8
138.4	Passing/game 222.8
24.3	Kickoff Returns (avg.) 19.3
8.6	Punt Returns (avg.) 16.9
48.3	Punting (avg) 35.0
32:54	Time of Possession 28:29
38.6	Third-Down Conv. (pct) 38.6
45.0	Fourth-Down Conv. (pct) 36.4
20.1	Points Allowed/game 22.6
333.7	Total Defense/game 374.9
159.0	Rushing Defense/game 134.7
174.7	Passing Defense/game 240.2

- The teams have one common opponent - Florida. The SkyHawks lost 45-0 in Gainesville, while UK lost 29-21 in Lexington.
- Quarterback John Bochus has thrown for 2,392 yards and 18 touchdowns against just eight interceptions this season. He also has rushed for three touchdowns.
- Running back Peyton Logan leads the team with 78.4 rushing yards per game and six scores on the ground.
- UT Martin has a pair of dangerous receivers in Terry Williams and Colton Dowell. Williams has hauled in 50 passes but may be even more of a threat in the return game where he has taken two punts back for scores and averages over 23 yards per kick return. Dowell is averaging nearly 21 yards per catch.
- Linebacker T.J. Jefferson stands just 5-foot-8 but he's a monster on the field. He has 91 total tackles, 8.5 TFL, 4.5 sacks, 11 quarterback hurries, a forced fumble and a fumble recovery.

**SERIES VS. UT MARTIN**

- Kentucky leads the all-time series 1-0, defeating UT Martin 59-14 to open the 2014 season.
- The victory opened UK coach Mark Stoops' second season at the helm.
- It remains the second-largest margin of victory during Stoops' tenure.
- UK quarterback Patrick Towles passed for 377 yards in that game, the second-highest total of the Stoops era and second-most since 2007.
- Former Wildcats Za'Darius Smith and Bud Dupree are tearing up the NFL these days but both players were on the field in blue that day. Dupree logged two sacks among his four tackles while Smith tallied five tackles.
- Former UK running back Braylon Heard rushed two times for 116 yards, scoring on both rush attempts, including a 73-yarder.

**GAME PROMOTIONS**

- Saturday's game captain is former Wildcat Jacob Tamme. The Danville, Kentucky native was a consensus first-team All-SEC tight end as a junior and senior. His career totals featured 133 catches for 1,417 yards, most ever by a UK tight end, along with 11 TD receptions. He helped UK to Music City Bowl wins in 2006 and '07 which culminated in an outstanding senior season with 56 catches for 619 yards and six TDs, earning fourth-team All-America honors. He also excelled in the classroom, earning First-team Academic All-America honors and winning a National Scholar-Athlete Award from the National Football Foundation. Additionally, he was named the SEC Scholar-Athlete of the Year in football. Tamme was named to the National Good Works Team for community service and received Bobby Bowden Award as FCA National Player of the Year. He went on to play nine NFL seasons with Indianapolis, Denver and Atlanta.
- Kentucky will host Youth Sports & Activities Day Saturday. Youth athletes or youth club members can purchase specially priced \$10 tickets, with family and friend tickets priced at \$20. Two youth football organizations will be chosen to play a halftime scrimmage on the field, and all other organizations in attendance will be recognized on the video board. For more information contact Caleb Young at Caleb.Young@uky.edu or (859) 218-4978.
- Saturday's "Lift Them Up" Kid of the Game, representing Kentucky Children's Hospital, is 15-year-old, Rosa Espinoza from Danville, Kentucky. In September 2018, Rosa had a stroke due

**KENTUCKY IN THE POLLS**

DATE	AP	COACHES	BCS
Preseason	-	RV	-
Week 2	-	RV	-
Week 3	RV	RV	-
Week 4	-	RV	-
Week 5	-	-	-
Week 6	-	-	-
Week 7	-	-	-
Week 8	-	-	-
Week 9	-	-	-
Week 10	-	-	-
Week 11	-	-	-
Week 12	-	-	-
Week 13	-	-	-
Week 14	-	-	-
Week 15	-	-	-





KENTUCKY BY THE NUMBERS

Table with 3 columns: Category, 2019, Stoops. Rows include Record, SEC, TV Games, UK scores on 1st possession, Scoring less than 20 pts, etc.

MILESTONES TO WATCH

- Junior athlete Lynn Bowden Jr., ranks 10th in school history in career all-purpose yards (3,994) and fifth in most before their senior season. He needs 86 more to tie George Adams (1981-84) at No. 9 (4,080) and 129 to jump two spots on the career all-purpose yards list to No. 8 with Sonny Collins (1972-75) with 4,123.

to a very rare condition, Takayasu's arteritis (tah-kah-YAH-sooz) and had to undergo intense rehabilitation. Every day she continues to get stronger and overcome obstacles that come her way. Her favorite color is blue and she loves music and dancing.

CAT FANS NEEDED TO HELP BOOST HOLIDAY BLOOD SUPPLY

- This week is Kentucky Blood Center's Big Blue Crush – a competitive blood drive with Medic Regional Blood Center in Knoxville and the Kentucky and Tennessee fan bases. This is the 32nd year for the drive – Kentucky leads the overall series, but last year Tennessee snapped an eight-year win streak for Kentucky.

KENTUCKY-UT MARTIN CONNECTIONS

- Kentucky has three players on its roster from the state of Tennessee: DL Quinton Bohanna (Cordova), OT Darian Kinnard (Knoxville), and DB Jaylen Scott (Clarksville).

A UK WIN WOULD...

- Make Kentucky bowl eligible for the fourth consecutive season.



## TRACKING KENTUCKY'S OPPONENTS

Opponent	UK vs. Opp	Opp. Record	Last Game	Next Game
vs. Toledo	Aug. 31	6-4	L, 28-31, vs. Northern Illinois (Nov. 13)	at Buffalo - Nov. 20
vs. Eastern Michigan	Sept. 7	5-5	W, 42-14, at Akron (Nov. 12)	at Northern Illinois - Nov. 19
vs. Florida	Sept. 14	9-2	W, 23-6, at Missouri	vs. Florida State - Nov. 30
at Mississippi State	Sept. 21	4-6	L, 7-38, vs. Alabama	vs. Abilene Christian - Nov. 23
at South Carolina	Sept. 28	4-7	L, 6-30, at Texas A&M	vs. Clemson - Nov. 30
vs. Arkansas	Oct. 12	2-8	L, 19-45, vs. Western Kentucky	at LSU - Nov. 23
at Georgia	Oct. 19	9-1	W, 21-14, at Auburn	vs. Texas A&M - Nov. 23
vs. Missouri	Oct. 26	5-5	L, 6-23, vs. Florida	vs. Tennessee - Nov. 23
vs. Tennessee	Nov. 9	5-5	W, 17-13, at Kentucky	at Missouri - Nov. 23
at Vanderbilt	Nov. 16	2-8	L, 14-38, vs. Kentucky	vs. East Tennessee State - Nov. 23
<b>VS. TENNESSEE MARTIN NOV. 23</b>	<b>NOV. 23</b>	<b>7-4</b>	<b>W, 28-17, VS. TENNESSEE STATE</b>	<b>AT KENTUCKY - NOV. 23</b>
vs. Louisville	Nov. 30	6-4	W, 34-20, at NC State	vs. Syracuse - Nov. 23

- Give Kentucky its eighth straight non-conference win.
- Make the Cats 14-3 in their past 17 non-conference games.
- Give coach Mark Stoops 42 career victories at UK, making him third on the school's all-time list behind Paul "Bear" Bryant (60) and Fran Curci (47).
- Give Stoops 31 wins at Kroger Field, two shy of Paul "Bear" Bryant's (1946-53) school-record mark for home wins.
- Improve UK's all-time record at Kroger Field to 167-135-4.

## BOW DOWN TO BOWDEN

- Junior athlete Lynn Bowden Jr. has taken his explosive playmaking and versatility to another level since shifting to quarterback full-time the past five games. He has twice been named SEC Offensive Player of the Week while delivering two of the top three rushing performance for a quarterback in school history and just the ninth-ever 200-yard rushing game by a UK player.
- Bowden is a finalist for the Paul Hornung Award for the nation's most versatile athlete.
- Bowden ranks 10th nationally and leads the SEC, averaging 142.3 all-purpose yards per game.
- In five starts at QB, he has tallied 723 rushing yards, the most by a Wildcat in the last five SEC games of a season in school history.
- In five starts at QB, he has recorded four 100-yard rushing games and is averaging 144.6 yards per game on the ground (723 total rushing yards).
- His four 100-yard rushing games as a quarterback ties Mike Fanuzzi for the UK career record.
- He is currently averaging 7.0 yards per rush, right in line with Stanley "Boom" Williams' school-record 7.1 pace. The 7.0 yards per carry ranks third nationally this season.
- In UK's rain-soaked 29-7 win over Mizzou on Oct. 26 he rushed for 204 yards and two scores. It was the top single-game rushing performance by an SEC player this season at the time.
- It is the most rushing yards for a Wildcat vs. an SEC opponent since Artose Pinner ran for 224 yards at Vanderbilt in 2002.
- It is the second-most for a UK quarterback in school history. Mike Fanuzzi ran for 208 yards vs. Miami (Ohio) in 1974.
- His 204-yard performance vs. Missouri is one of just four 200-yard rushing games by an SEC player this season.
  - > 234 Kylin Hill (Mississippi State) at Arkansas (Nov. 2)
  - > 217 Isaiah Spiller (Texas A&M) vs UTSA (Nov. 2)
  - > 212 John Rhys Plumlee (Ole Miss) vs LSU (Nov. 16)
  - > **204 Lynn Bowden (Kentucky) vs MISSOURI (Oct. 26)**
- In the Cats' 24-20 win over Arkansas on Oct. 12, he shifted from wide receiver to make his first start at quarterback due to injuries to Terry Wilson and Sawyer Smith. He rushed 24 times for 196 yards and two touchdowns ... Because of his dominant performance, he earned SEC Co-Offensive Player of the Week, his second Paul Hornung Award Weekly Honor Roll honor and the Manning Award National Quarterback of the Week ... He is the first UK QB with two rushing and one passing touchdowns in a game since Patrick Towles vs. Mississippi State in 2014.
- Against Vanderbilt he both rushed and passed for over 100 yards.
- FBS players since 2000 to have at least 20 rushing attempts, 10 passing attempts, and a punt return in the same game: Antwaan Randle El (Indiana), Julian Edelman (Kent State), Bowden.
- Bowden is a First-Team Midseason All-America selection as an all-purpose player by ESPN and the Associated Press.

## 100-YARD RUSHERS

Player	2019	Career	'19 Opponent
Lynn Bowden Jr.	4	4	Arkansas Missouri Tennessee Vanderbilt
A.J. Rose	1	3	Miss. State
Christopher Rodriguez	1	1	Vanderbilt
Terry Wilson		1	

## 100-YARD RECEIVERS

Player	2019	Career	'19 Opponent
Lynn Bowden Jr.	1	2	Miss. State

## INTERCEPTIONS

Player	2019	Career
Tyrell Ajian	1	2
Jordan Griffin	1	2
Yusuf Corker	1	1
Kash Daniel	1	1
Quandre Mosley	1	1
DeAndre Square	1	1
Jamin Davis		1

## TRACKING SACK LEADERS

Player	2019	Career
Calvin Taylor Jr.	6.0	9.0
Boogie Watson	3.5	10.5
Josh Paschal	2.0	5.5
Jordan Wright	2.0	2.0
DeAndre Square	1.5	2.5
T.J. Carter	1.0	5.0
Quinton Bohanna	1.0	2.5
Brandin Echols	1.0	1.0
Jordan Griffin	1.0	1.0
Kordell Looney	1.0	1.0
Phil Hoskins		3.0
Chris Oats		2.0
Kash Daniel		1.0
Marquan McCall		1.0

## DOUBLE-FIGURE TACKLERS

Player	2019	Career
Kash Daniel	1	4
Yusuf Corker	1	1
Brandin Echols	1	1
DeAndre Square	1	1



## 2019 INJURY REPORT

**WR Isaiah Epps** - Out indefinitely - left foot fracture

**DT Phil Hoskins** - Out indefinitely - right knee

**S Davonte Robinson** - Out for the season - right quadriceps injury

**QB Nik Scalzo** - Out for the season - torn ACL in right knee

**QB Terry Wilson** - Out for the season - torn patellar tendon in left knee

## STAT SUPERLATIVES

**Most Games Played (min. 30):** Blake Best (49), Kash Daniel (48), Logan Stenberg (48), T.J. Carter (47), Jordan Griffin (42), Justin Rigg (38), Calvin Taylor Jr. (37), Lynn Bowden Jr. (36), Grant McKinniss (36), Boogie Watson (35), Mason Wolfe (35), Quinton Bohanna (34), Kordell Looney (34), Landon Young (34), Zach Johnson (31), A.J. Rose (30)

**Most Games Started (min. 20):** Logan Stenberg (36), Drake Jackson (30), T.J. Carter (25), Max Duffy (23), Quinton Bohanna (21), Lynn Bowden Jr. (21), Calvin Taylor Jr. (20)

**Consecutive Games Started (min. 12):** Logan Stenberg (36), Drake Jackson (30), Max Duffy (23), Quinton Bohanna (16), Lynn Bowden Jr. (12)

**Consecutive Games with a Tackle (min. 12):** DeAndre Square (19), T.J. Carter (14), Boogie Watson (13)

**Consecutive Games with a Reception (min. 5):** Clevan Thomas (7)

## #LAFAMILIA

Kentucky football has several set of sons playing for fathers who were former Wildcats or who are currently working for UK Football:

- Senior OLB Elijah Barnett is the son of former Wildcat, Oliver Barnett (1986-89).
- Redshirt-freshman TE Brendan Bates is the grandson of former UK basketball player Gene Neff (1951-52).
- Sophomore WR Zac Berezowitz is the son of UK Football's chief of staff Dan Berezowitz. Identical twins Brayden and Bryan serve as a graduate assistant and student assistant in the football office, respectively.
- Sophomore center Tyler Couch is the son former Cat, the late Joey Couch (1988-91).
- Freshman DB Moses Douglass is the son of former Wildcat Maurice Douglass (1984-85).
- Sophomore WR Darren Edmond is the son of UK Football's director of performance Corey Edmond.
- Senior TE Drew Schlegel is the son of former Wildcat Mike Schlegel (1992-95).
- We have brothers, too. Walk-on defensive ends Richard and Alex Brascom of Louisville, Ky., are fraternal twins.

- Against South Carolina, Bowden became the second FBS player since 2000 to have at least six rushing attempts, three receptions, three kickoff returns, and two passing completions in a single game (also Kalen Ballage, Arizona State vs. Oregon, Oct. 29, 2016).

## PASCHAL NAMED NOMINEE FOR MAYO CLINIC COMEBACK PLAYER OF THE YEAR AND CAPITAL ONE ORANGE BOWL-FWAA COURAGE AWARD

- Joshua Paschal, a sophomore outside linebacker, has made an inspiring return to the football field after overcoming a malignant melanoma that appeared on the bottom of his right foot just before training camp was to open in July of 2018. He underwent three surgeries and monthly immunotherapy treatments for more than a year before being cleared in August. His final treatment was Aug. 7, 2019. He's now a nominee for both the Mayo Clinic Comeback Player of the Year Award and the Capital One Orange Bowl-FWAA Courage Award.
- He battled back to return on a limited basis for the final three games of the 2018 season and has made an immediate impact this season. Paschal, who was voted a team captain by his peers, has started in all 10 games for the Wildcats this season. He has totaled 29 tackles, 6.0 tackles for loss, 2.0 sacks, a pass breakup, a forced fumble and his second career blocked punt in his return. Kentucky football players Blake Best and Mason Wolfe have been named to the 2019 Academic All-District® Football Team, selected by the College Sports Information Directors of America (CoSIDA), it was announced Thursday. The award recognizes the nation's top student-athletes for their combined performances on the field and in the classroom.

## BEST, WOLFE NAMED TO COSIDA ACADEMIC ALL-DISTRICT TEAM

- Blake Best and Mason Wolfe have been named to the 2019 Academic All-District® Football Team, selected by CoSIDA. The award recognizes the nation's top student-athletes for their combined performances on the field and in the classroom.
- Best and Wolfe were named First-Team Academic All-District® honorees and now advance to the CoSIDA Academic All-America® ballot. First- and second-team (if applicable) Academic All-America® honorees will be announced in early December.
- Best, a senior from Duluth, Georgia, serves as UK's starting long snapper for the fourth straight season. He is perfect on all snaps and holds in his Wildcat career and has carried that perfect mark in the classroom. Best graduated summa cum laude in December of 2018 with a double major in economics and finance with a perfect 4.0 grade point average. He is currently working on a master's degree in finance. Best was a second-team Academic All-American last season and is a seven-time member of the Dean's List. He also is a three-time member of the Southeastern Conference Academic Honor Roll.
- Wolfe, a native of Henderson, Kentucky, is a senior offensive guard. He has seen action in 34 career games, including all 10 this season. He graduated with a 3.623 GPA in May of 2019 with a bachelor's degree in sociology and a minor in criminology. He is currently working on a master's degree in sport leadership. Wolfe is a three-time member of the SEC Academic Honor Roll and was named to the First-Year SEC Honor Roll as a freshman in 2015. He also is a two-time member of the Dean's List.

## BOWDEN, DUFFY NAMED MIDSEASON ALL-AMERICANS; DUFFY NAMED SEMIFINALIST FOR RAY GUY AWARD

- Kentucky juniors Lynn Bowden Jr. and Max Duffy were named midseason All-Americans by The Associated Press and ESPN. On the AP team, Bowden was named to the first team as an all-purpose player, while Duffy earned second-team honors as a punter.
- Duffy was also named a midseason All-American by Sporting News and recently was named one of 10 semifinalists for the Ray Guy Award for the nation's top punter.

## YOUNG NAMED TO ALLSTATE AFCA NATIONAL GOOD WORKS TEAM

- Junior offensive tackle has been selected to the 2019 Allstate AFCA (American Football Coaches Association) Good Works Team®, an annual award given to college football players for the impact they make off the field. His one of just 11 players from the FBS named to the team.
- His numerous community service projects include volunteering at a local nursing home, speaking to youth organizations, volunteering at Habitat for Humanity and traveling to Ethiopia for a one-week service trip to help the people of Addis Abab and Korah



## OFFENSE

- "Balance" has been the hallmark of the Kentucky offense under Eddie Gran, UK assistant head coach for offense. The Wildcats have totaled more than 2,000 rushing yards and 2,000 passing yards in all three seasons that Gran has been here. Prior to Gran's arrival, this had been accomplished in only two seasons total in school history.
- The Cats have averaged at least 25.5 points per game in all three seasons, only the third time in school history UK averaged at least 25.5 in three straight years.
- In the Gran era, UK has rushed for 7,738 yards, best three-year total since the 1970s, when Kentucky ran the ball almost exclusively.
- UK has had a 1,000-yard rusher in three straight seasons (Boom Williams, Benny Snell Jr.); prior to this, UK had never had 1,000-yard rushers in back-to-back seasons, let alone three straight seasons.
- Despite having starting quarterbacks who had never played in a major-college game in 2016 (Stephen Johnson) and 2018 (Terry Wilson), UK won 24 games over three seasons and went to three straight bowl games.
- The Cats have had eight different starting quarterbacks win a game during coach Mark Stoops' tenure.
- Two wide receivers (Garrett Johnson and Dorian Baker) and one tight end (C.J. Conrad) became 1,000-yard career receivers during the last three seasons.
- UK has won 24 games in three seasons (2016-18), the most in school history since 1949-51.

### Quarterbacks

- Junior Terry Wilson won the starting job at the start of the 2018 season and led the Wildcats to their first 10-win season since 1977. The 10 wins were the most for a first-year starting QB in school history.
- Wilson played in two games in 2019 before suffering a season-ending torn patellar tendon in his left knee in the third quarter vs. Eastern Michigan.
- Troy transfer Sawyer Smith stepped in for Wilson at the start of the fourth quarter vs. Eastern Michigan and completed 5 of 9 passes for 76 and two touchdowns. In his first career start vs. Florida, Smith went 23-of-35 for 267 yards and two touchdowns.
- Smith played in all 13 games last season for Troy, starting the final seven games for coach Neal Brown, a former Kentucky wide receiver and offensive coordinator. Smith went 5-2 as the starter, completing 144-of-229 passes for 1,669 yards and 14 touchdowns. He also rushed for 191 yards and a score. The 6-foot-3, 219-pounder graduated from Troy in July 2019 with a degree in social science and is working on a master's degree in sport leadership at UK.
- After Smith sat out with injuries suffered in the South Carolina game, junior wide receiver Lynn Bowden Jr., who played quarterback in high school, made his first career start at QB against Arkansas on Oct. 12. He has remained in that role and has led UK to a 3-2 record as the starter. All five games have come against SEC opponents.
- Sophomores and Kentucky natives Walker Wood (Lexington) and Kolbe Langhi (Hopkinsville) back up Smith, along with freshman signal caller Amani Gilmore (Amite, La.).
- True freshman Nik Scalzo (Fort Lauderdale, Fla.) is also out for the season after suffering a torn ACL in preseason camp.

### Running Backs

- The biggest question mark entering the 2019 season was who would succeed UK's all-time leading rusher and All-American Benny Snell Jr.? Before foregoing his senior season and declaring for the NFL Draft, Snell set just about every rushing record at UK, including becoming the first player in school history to rush for 1,000 yards or more in three straight seasons.
- Kentucky has had a three-headed monster to help answer that question in junior A.J. Rose, and redshirt freshmen Christopher Rodriguez and Kavosiey Smoke.
- Rose has earned the starting nod in all 10 games and has totaled 619 yards and four scores on 126 carries this season. He is averaging 4.9 yards per carry and 61.9 yards per game.
- Rose and Lynn Bowden Jr. each have 10 running plays of at least 20 yards this season. Kentucky is one of two FBS schools to have two players with at least 10 running plays of at least 20 yards this season (Oklahoma State).
- Smoke has proven to be a big-play threat with touchdown runs of 40 and 32 yards already this season. He's the first back in UK history to have scoring runs of at least 32 yards in each of the first two games of a season. In 10 games, Smoke has 84 rushes for 494 yards and a team-high six TDs.
- Rodriguez had 12 carries for a career-high 81 yards vs. Tennessee and then followed up it up with another career effort while piling up 129 yards and two scores on 15 carries vs. Vanderbilt. For the season, he has run for 341 yards and is averaging 6.8 yards per attempt.

## CATS SCRATCHES

### SOPH • DT • ABULE ABADI-FITZGERALD

- Born in Yenagoa, Nigeria
- Moved to United States at age 12

### r-FRESHMAN • TE • BRENDEN BATES

- Parents, Doug and Kelly, and brother, Doug, all played/play Division I-A sports
- Grandfather is former UK Basketball player Gene Neff

### SENIOR • LB • ELIJAH BARNETT

- Dad, Oliver, played at UK from 1986 to 1989 and finished as the Cats' all-time sacks leader, a record that stood until Nov. 17, 2018 when Josh Allen broke it

### SENIOR • LB • KASH DANIEL

- Father, Scott, was a former professional bass fisherman
- Kash was a member of the 2019 UK Bass Fishing Team

### FRESHMAN • DB • MOSES DOUGLASS

- Father, Maurice, was a defensive back at Kentucky from 1984-85 and went on to an 11-year career with the Chicago Bears and New York Giants

### JUNIOR • P • MAX DUFFY

- Currently 26 years old, the oldest player on the team ... Turns 27 in April of 2020
- Second straight punter from Australia, following Matt Panton

### r-FRESHMAN • OL • KENNETH HORSEY

- Had open-heart surgery in April of 2018
- Competed in martial arts for 14 years

### JUNIOR • C • DRAKE JACKSON

- Family owns and operates a popular barbeque business in Kentucky

### JUNIOR • RB • A.J. ROSE

- Earned an Eagle Scout, the highest achievement or rank attainable in the Boy Scouting program of the Boy Scouts of America
- Only four percent of Boy Scouts are granted this rank after a lengthy review process
- UK associate athletics director for marketing, Nathan Schwake, recently named his baby girl AJ (Amory Juliet) Rose Schwake after him

### SENIOR • TE • DREW SCHLEGEL

- Dad, Mike, was a tackle and a team captain at Kentucky from 1992-95
- Aspires to be an alpaca farmer

### r-JUNIOR • OT • LANDON YOUNG

- Runner-up in both shotput and discus at 2013 USATF National Junior Olympics Track and Field Championships
- Won the 2016 state wrestling title



HONORING THE CATS IN 2019

Blake Best:

- \* 2019 CoSIDA Academic All-District®
- \* 2019 Burlsworth Trophy Nominee

Quinton Bohanna:

- \* Fourth-Team Defense Preseason All-SEC (Athlon Sports)

Lynn Bowden Jr.:

- \* Midseason First-Team All-American (AP)
- \* Midseason All-American (ESPN, Sporting News)
- \* Manning Quarterback Player of the Week, Week Seven (10/17/19)
- \* SEC Offensive Player of the Week (10/28/19)
- \* SEC Offensive Player of the Week (10/14/19)
- \* Paul Hornung Award Honor Roll, Week Two (9/9/19)
- \* Paul Hornung Award Honor Roll, Week Seven (10/14/19)
- \* Paul Hornung Award Honor Roll, Week Seven (10/28/19)
- \* Manning Award "Star of the Week" (10/14/19)
- \* Second-Team Offense; Third-Team Specialist Preseason All-SEC (Athlon Sports, Media)
- \* Second-Team All-Purpose; Third-Team Offense, Specialist Preseason All-SEC (Coaches)

Kash Daniel:

- \* Third-Team Defense Preseason All-SEC (Athlon Sports, Media)

Max Duffy:

- \* Ray Guy Award Punter of the Week, Week 9
- \* Ray Guy Award Punter of the Week, Week 5
- \* Midseason Second-Team All-American (AP)
- \* Midseason All-American (ESPN, Sporting News)

Drake Jackson:

- \* SEC Co-Offensive Lineman of the Week, Week 12 (11/18/19)
- \* First-Team Offense Preseason All-SEC (Athlon Sports)
- \* Third-Team Offense All-SEC (Coaches, Media)

DeAndre Square:

- \* National Defensive Team of the Week for the Toledo Game - (Pro Football Focus)

Logan Stenberg:

- \* Second-Team Preseason All-American (Sporting News)
- \* Second-Team Offense Preseason All-SEC (Athlon Sports, Coaches)
- \* Third-Team Offense All-SEC (Media)

Calvin Taylor Jr.:

- \* SEC Defensive Player of the Week (10/28/19)

Mason Wolfe

- \* 2019 CoSIDA Academic All-District®

Landon Young:

- \* SEC Offensive Lineman of the Week (9/9/19)
- \* 2019 Allstate AFCA Good Works Team
- \* 2019 Wuerffel Trophy Nominee
- \* Fourth-Team Offense Preseason All-SEC (Athlon Sports)

PART OF THE GRAN-D DESIGN

- Since taking over the Kentucky running game upon his arrival in 2016, Eddie Gran has fashioned the Cats into one of the more physical and prolific rushing attacks not only in the SEC, but in the country.
- The Cats averaged 234.2 rushing yards per game in 2016, Gran's first in Lexington, 161.7 yards per game in 2017 and 199.4 last year. Those numbers are significant in that only twice in the previous 20 seasons had a UK offense rushed for more than 162 yards per game (2015 and 2009) and not for more than 200 per game since 1993 (210.5).
- Gran has mentored the likes of Benny Snell Jr. and Stanley "Boom" Williams at Kentucky, Chris Thompson, Devonta Freeman and James Wilder Jr. (Florida State), Montario Hardesty (Tennessee), Carnell Williams, Ronnie Brown, Kenny Irons and Rudi Johnson (Auburn) and Deuce McAllister (Ole Miss). During his 23 seasons as a running backs coach he's spent 20 of those against top-shelf competition in the SEC and Atlantic Coast Conference, making the numbers even more impressive.
- Some of the more compelling stats from Gran's 23 seasons at Ole Miss (1995-98), Auburn (1999-2008), Tennessee (2009), Florida State (2010-12), Cincinnati (2013-15) and Kentucky:
  - > 19 seasons averaging at least 150.0 rushing yards per game
  - > 12 seasons averaging at least 172.0 rushing yards per game
  - > 12 individual 1,000-yard rushers.
  - > Nine seasons with a running back who scored at least 10 rushing touchdowns
  - > Four seasons averaging at least 200.0 rushing yards per game
  - > Only once has his running attack averaged less than 100.0 yards per game
  - > Only twice has his running attack averaged less than 125.0 yards per game
- The Wildcats are on pace to add to most of those eye-opening statistics, including Lynn Bowden Jr. just 178 yards away from the 1,000-yard mark for 2019 and 116 away from the 1,000-yard career mark.

Wide Receivers

- Wide receivers coach Michael Smith is in his second season with the Wildcats and is having to rely on a plethora of young talent as three of the top four wideouts from last season are gone.
- Before moving to QB, UK's top target was Lynn Bowden Jr., with 30 catches for 348 yards and one touchdown.
- Helping fill the void of Bowden is junior Josh Ali who has 19 catches for 181 yards and two scores in 10 games.
- Former Iowa basketball player Ahmad Wagner has proven to be a difficult cover (see note below) and is third on the team in catches (14) and second in yards (245).
- Young playmakers such as sophomores Clevan Thomas Jr., (nine catches for 90 yards and a touchdown), Allen Dailey Jr., (seven catches for 75 yards) and redshirt freshman Bryce Oliver (six catches for 111 yards and one TD) are also in the mix.
- UK is currently missing the services of junior Isaiah Epps, who has been out since the summer with a foot fracture.

AHMAD FLAG-NER

- Kentucky's secret weapon on offense might just be the presence of senior Ahmad Wagner, a.k.a. "Ahmad Flag-ner" (h/t Curtis Burch). Wagner, a 6-foot-5, 238-pound receiver, is in his final year of eligibility after transferring from Iowa where he played three seasons on the basketball team.
- Wagner now has been targeted 45 times in his career, with 14 catches for 245 yards and 12 pass interference penalties drawn (one catch and PI occurred on the same play).
- It's interesting to note that, of his 25 possessions that had a completion or pass interference, 17 of them eventually scored a touchdown or field goal.

	<u>Passes Thrown To</u>	<u>Reception</u>	<u>Pass Interference</u>	<u>Incomplete</u>
2018	4	0	3	1
2019	41	14	9*	19
Totals	45	14	12*	20

Tight Ends

- Justin Rigg and Keaton Upshaw have had the unenviable task of replacing four-year starter C.J. Conrad. The duo has given UK size and speed at the position and combined for 17 receptions for 190 yards through the first 10 games.
- Upshaw sat out last season due to a season-ending knee injury has been impressive with seven catches for 78 yards, including a touchdown catch vs. the Gators.





**2019 TEAM CAPTAINS**

Five players were voted team captains by their peers on Friday, Aug. 30. They are Lynn Bowden Jr., Kash Daniel, Josh Paschal, Logan Stenberg and Terry Wilson. The four game captains for each game will be decided on a week-by-week basis. They are listed below.

Toledo	Lynn Bowden Jr., Kash Daniel, Logan Stenberg, Terry Wilson
Eastern Michigan	Lynn Bowden Jr., Kash Daniel, Josh Paschal, Terry Wilson
Florida	Lynn Bowden Jr., Kash Daniel, Logan Stenberg, Terry Wilson
Miss. State	Lynn Bowden Jr., Josh Paschal, Logan Stenberg, Calvin Taylor Jr.
South Carolina	Lynn Bowden Jr., Kash Daniel, Josh Paschal, Logan Stenberg
Arkansas	Lynn Bowden Jr., Kash Daniel, Josh Paschal, Logan Stenberg
Georgia	Lynn Bowden Jr., Kash Daniel, Josh Paschal, Logan Stenberg
Missouri	Lynn Bowden Jr., T.J. Carter, Josh Paschal, Logan Stenberg
Tennessee	Lynn Bowden Jr., Kash Daniel, Josh Paschal, Logan Stenberg
Vanderbilt	Lynn Bowden Jr., Kash Daniel, Josh Paschal, Logan Stenberg
Tennessee Martin	TBD
Louisville	TBD

- Rigg has 10 catches for 112 yards in 10 games.
- Senior Drew Schlegel and redshirt freshman Brenden Bates also see action, primarily in blocking situations.

**Offensive Line**

- Offensive line coach John Schlarman can be described in one word - tough. The 2018 Capital One Orange Bowl-FWAA Courage Award nominee was diagnosed with cholangiocarcinoma in July of 2018. Despite his health issues, he has coached through countless chemotherapy treatments and has not missed a practice or a game.
- Schlarman was a four-year starter with the Wildcats from 1994-97. He is in his seventh season at UK.
- The O-line boasts three returning starters in center Drake Jackson, left guard Logan Stenberg and left tackle Landon Young who helped Benny Snell Jr., become the first player in school history with 1,000 rushing yards in three consecutive seasons.
- Young is in his second season as a starter, also the 2017 season. He sat out the entire 2018 season with a knee injury.
- The graduation of George Asafo-Adjei, selected in the seventh round of the NFL Draft by the N.Y. Giants, freed up the right tackle spot. Sophomore Darian Kinnard has handled the starting role in every game this season. Sophomore Naasir Watkins backs up both tackle positions.
- At left guard, three-year starter Logan Stenberg deciding to come back for his senior season was a big boost. He's a preseason second-team All-American by *Sporting News* and provides leadership and experience on the line. He's backed up by redshirt freshman Kenneth Horsey. An interesting note about Horsey - he had open-heart surgery in April of 2018.
- Replacing 2018 First Team All-American and All-SEC performer Bunchy Stallings at right guard is junior Luke Fortner, who started every game at that spot. Senior Mason Wolfe is the backup.
- The center spot is locked up by junior Drake Jackson who has a current streak of 30 consecutive starts under his belt and was named co-SEC Offensive Lineman of the Week for his efforts in the road win over Vanderbilt on Nov. 16. Redshirt freshman Quintin Wilson is an additional option as well.

**OFFENSIVE LINE RECOGNIZED BY JOE MOORE AWARD**

The Kentucky offensive line has been named a member of the midseason honor roll for the Joe Moore Award, recognizing the Most Outstanding Offensive Line Unit in college football.

Four players have rushed for more than 300 yards (A.J. Rose, Lynn Bowden Jr., Kavosiey Smoke and Christopher Rodriguez Jr.) and the team now has four consecutive seasons of more than 2,000 rushing yards. The Wildcats have done this despite missing three departed starting linemen from a year ago, the school's all-time leading rusher from last season, and this year's top three quarterbacks are all injured – two are out for the season – and the current starting QB is a converted wide receiver.

The Wildcats' running game is averaging a 231.4 yards per game, good for second in the SEC and 16th nationally.

What The Committee Is Saying: "You can tell this is a coachable bunch. They all do a very good job of working their feet into position to get blocks sealed and hand placement has clearly been drilled into them because they are good at it."

**CATS SCRATCHES CONTINUED**

**IF THE TEAM HAD A BAND:**

Singers: Kash Daniel, Darren Edmond, Xavier Peters, Ahmad Wagner  
 Dancers: Abule Abadi-Fitzgerald, Brenden Bates (excellent worm)  
 Tap dancer: Boogie Watson  
 Drummer: Cedric Dort Jr.  
 Piano: Darren Edmond  
 Trombone: Shawn Lawson  
 Beat creators: Davoan Hawkins, Qua Mahone, Jaylen Scott

**ON THE WATCH LISTS**

**Quinton Bohanna:**

- \* Outland Trophy

**Lynn Bowden Jr.:**

- \* Hornung Award Finalist
- \* Biletnikoff Award

**Jared Casey:**

- FWAA 2019 Freshman All-American Team and Shaun Alexander Freshman of the Year

**Kash Daniel:**

- \* Reese's Senior Bowl

**Max Duffy:**

- \* Ray Guy Award Semifinalist

**Jordan Griffin**

- \* Reese's Senior Bowl

**Drake Jackson:**

- \* Rimington Trophy

**Josh Paschal:**

- \* Mayo Clinic Comeback Player of the Year
- \* Capital One Orange Bowl-FWAA Courage Award

**Logan Stenberg:**

- \* Outland Trophy
- \* Reese's Senior Bowl

**Calvin Taylor Jr.**

- \* Reese's Senior Bowl

**Landon Young:**

- \* Wuerffel Trophy

**Mason Wolfe:**

- \* Reese's Senior Bowl

**Offensive Line:**

- \* Joe Moore Award

**WHERE ARE THE COACHES?**

**SIDELINE**

**Mark Stoops**, Head Coach  
**Eddie Gran**, HC Offense/RBs  
**Vince Marrow**, Tight Ends  
**John Schlarman**, Offensive Line  
**Michael Smith**, Wide Receivers  
**Steve Clinkscale**, Defensive Backs  
**Derrick LeBlanc**, Defensive Line  
**Brad White**, Defensive Coordinator, OLBs

**PRESS BOX**

**Darin Hinshaw**, Co-OC/Quarterbacks  
**Dean Hood**, Safeties, Special Teams  
**Jon Sumrall**, Inside Linebackers



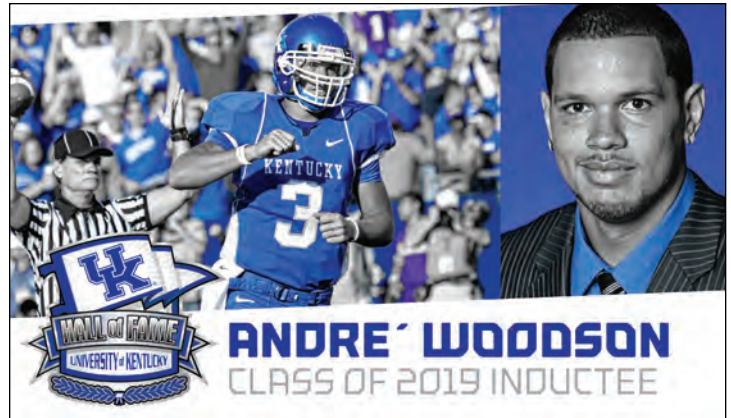


**SPECIAL TEAMS**

- Special teams coordinator Dean Hood brings a wealth of knowledge to the program as he is in his 32nd year of college coaching.
- Looking to replace the production of 2018 senior kicker Miles Butler, is redshirt freshman Chance Poore and junior Matt Ruffolo. Poore is 5-of-9 this season with a long of 46 and 22-of-23 extra points. Ruffolo hit his first career field goal at Mississippi State before drilling a career-long 50-yarder in the win over Arkansas.
- Australian transplant Max Duffy once again handles the punting duties. For the season, he is averaging 48.3 yards per punt, good for second in the nation. UK leads the nation with a team net of 45.36 yards. The 26-year-old arrived in the United States as an early enrollee in January of 2018. See more notes on Duffy below.
- Senior Grant McKinniss handles the kickoff duties and has 32 touchbacks so far this season.
- Senior Blake Best is the snapper for punts, field goals and PATs. He has handled FG/PATs the last three seasons and has added punt snaps this year.
- Lynn Bowden Jr. has handled punt and kickoff returns this season. He is averaging 13.2 yards on punt returns and hopes to add to his two punt return TDs from last season (at Missouri and vs. Penn State in the VRBO Citrus Bowl). He is averaging 25 yards on kickoff returns.
- Since he moved to quarterback, Zach Johnson (31.2 yards per return) has handled kickoffs and Josh Ali (7.4 yards per return) has taken care of punts.

**DOMINANT DUFFY**

- UK punter Max Duffy continues to be an absolute weapon for the Cats, dominating the field position game with his booming and accurate leg. The Australian punter, who is averaging a UK career record 46.2 on 102 career kicks, is a semifinalist for the Ray Guy Award.
- Duffy was named the Ray Guy Award Punter of the Week for both week five and week nine.
- In week five, he set two school records in the Sept. 28 game against South Carolina: He broke his own single-game school record (min. 8 punts), averaging 51.1 yards on nine kicks...For the game, had four punts inside the 20 with no touchbacks and his net average was 51.3 yards per punt...Created a turnover as he had one punt that hit a South Carolina player and was recovered by the Wildcats...All five punts that originated from at least the UK 27-yard line ended up inside the Gamecock 20 ... During that game he also became UK's career punting average leader.
- Against Missouri, he was named SEC Special Teams Player of the Week. He punted five times for 262 yards and a 52.4 average, had a career-best 70-yard punt and pinned Mizzou inside its own 20-yard line three times. Duffy's 70-yard punt was the longest by a UK player in an SEC game since Ryan Tydlacka vs. Ole Miss in 2010 (73 yards)... Duffy also scampered 26 yards for a first down on a fake punt. It kept the drive alive that set up Kentucky's final touchdown.
- Duffy made a huge impact in Kentucky's win over Toledo ... Punted six times for a 54-yard average, the second-highest single-game average in school history (min. 5 punts) ... Became the fifth different SEC punter since 2000 to average at least 54 yards per punt in a single game (min. six punts), and the first to do so since Florida's Johnny Townsend vs. Georgia on Oct. 28, 2017 ... Every punt was at least 53 yards, other than a 46-yarder that was downed on the 3-yard line ... Toledo did not score on those possessions and UK scored 24 points on subsequent possessions.
- His punting also made a huge impact in Kentucky's win over EMU ... Punted three times, with the three punts forcing Eastern Michigan



**WOODSON ELECTED TO UK ATHLETICS HOF**

The University of Kentucky Athletics Hall of Fame Class of 2019 consisting of DeMarcus Cousins (men's basketball), Henri Junghanel (rifle), A'dia Mathies (women's basketball), Vic Nelson (cross country/track and field), Don Weber (cross country/track and field and Andre' Woodson (football), were inducted during Hall of Fame Weekend, Sept. 13-14, in conjunction with the football home game vs. Florida.

**Andre' Woodson, Football (2004-07)**

Kentucky's Most Valuable Player in 2006 and '07, leading the Wildcats to a pair of eight-win seasons and victories in the Music City Bowls ... Also MVP of both bowl wins ... Led UK to six fourth-quarter/overtime come-from-behind wins as a junior and senior, including victories over No. 9 Louisville and No. 1 LSU ... Threw for 9,360 yards and 79 touchdowns in his career ... Magnificent senior season, completing 63 percent of his passes for 3,709 yards and 40 TDs ... Set NCAA record for most consecutive passes without an interception ... Set SEC record for most TD passes in a season (40) and lowest interception ratio in a career ... All totaled, set two NCAA records, four SEC records and three UK records.

- to start on its own 8, 11 and 13-yard lines ... Average starting field position for EMU after Duffy's punts was inside its own 11-yard line ... EMU did not score following any of his punts, helping set up UK touchdowns on both of its subsequent possessions (a third EMU possession ended the half).
- Duffy was a First-Team Midseason All-America choice by ESPN and The Sporting News and Second-Team Midseason All-America selection by the Associated Press.

**DEFENSE**

- Kentucky has a new defensive coordinator in Brad White, who joined the staff in 2018 as outside linebackers coach. White was promoted after Matt House accepted the linebackers position with the Kansas City Chiefs.
- White has significant rebuilding on defense with only four starters returning from 2018.
- UK has allowed 24 points or less in 22 of its last 25 games. That is the best such stretch since October 14, 1978 to Sept. 6, 1980. UK allowed 24 points or less in 18 of 19 games in that stretch.
- UK has allowed 34 points or less in 24 straight games, the longest active streak in the nation. It is the longest for Kentucky since a 45-game streak from 1976-80.
- Kentucky ranks ninth nationally in passing yards allowed per game (174.7). They are tied for No. 1 nationally, with Clemson and Ohio State, with only six touchdown passes against in 10 games.



- The Cats only allowed a total of three points in the first half of three straight SEC games (at Georgia, Missouri, Tennessee), the best mark since allowing a total of three points against three consecutive SEC opponents (Georgia, Vanderbilt, Florida) in 1988.
- UK is tied for fifth in the FBS, and second in the SEC, in fewest plays from scrimmage of at least 40 yards allowed (four).
- UK is tied for third in the FBS, and tied for first in the SEC, in fewest passing plays of at least 40 yards allowed (one).
- Last season, UK ranked sixth nationally in scoring defense, allowing just 16.8 points per game. The defense also ranked 23rd nationally and fourth in the SEC in total defense yards per game (338.2), 18th in passing yards allowed (188.3) and 36th nationally in team passing efficiency defense (119.06 rating points).
- The 16.8 points per game in 2018 was the best since the 1979 defense allowed 13 points per contest.
- The positions where a starter from 2018 does not return are outside linebacker (Josh Allen), two cornerback spots (Derrick Baity and Lonnie Johnson Jr.), strong safety (Mike Edwards), free safety Darius West, weakside linebacker (Jordan Jones) and defensive tackle (Adrian Middleton).

### Linebackers

- The biggest task on defense has been replacing outside linebacker Josh Allen, who was National Defensive Player of the Year and first-team All-American last season after compiling these impressive numbers in 2018 - team-high 88 tackles, 21 TFL, 17 sacks, 7 QBH, 5 FF, 4 QBH, 2 FR and 1 blocked kick. However, junior outside linebackers Josh Paschal and Jamar "Boogie" Watson along with sophomore outside linebacker Jordan Wright are narrowing the gap.
- Watson has 8.0 tackles for loss, 3.5 quarterback sacks and a team-high seven QB hurries.
- Paschal, who played in all 13 games as a true freshman in 2017, redshirted last season due to battling melanoma in his right foot. He has 6.0 tackles for loss and his sixth in total tackles with 29.
- Senior middle linebacker Kash Daniel is the team's leading returning tackler from 2018. He had 75 tackles along with 7.5 TFL and five QBH, despite playing most of the season with a broken left hand. He's currently the team's No. 4 tackler with 41 and has added 4.0 TFL, an interception, three PBU and two QBH.
- Backing up Daniel is sophomore Chris Oats who has 37 tackles.
- Sophomore DeAndre Square has emerged as a big-play performer this season. He is currently UK's leading tackler with 61 and has 5.0 TFL, 1.5 sacks, one interception and three QBH.

### Defensive Line

- Defensive line coach Derrick LeBlanc, a former defensive lineman at Northwestern State known for his toughness, is in his third season at Kentucky. His line features seven returning letter winners, including two returning starters in nose guard Quinton Bohanna and 6-foot-9 defensive end/tackle Calvin Taylor Jr. Taylor leads the down linemen with 28 tackles, including seven for loss and a team-high 6.0 sacks. He was named SEC Defensive Lineman of the Week after notching two sacks in the win over Missouri.
- Bohanna has 16 tackles, two tackles for loss, including a sack.
- End T.J. Carter is having his best year as a senior with 19 tackles, including three for loss.
- Noseguard Marquan McCall (13 tackles, one TFL, one fumble recovery), end Kordell Looney (eight tackles), and tackle Abule Abad-Fitzgerald (three tackles) have provided quality depth.
- UK has missed the services of senior tackle Phil Hoskins, a fine pass rusher, who is out indefinitely because of a knee injury.

## CATS IN THE PROS

A total of 14 former Kentucky Wildcats are currently on National Football League rosters, with two additional players in the CFL. Here is the list, along with their years at UK (as of September 23):

### Arizona Cardinals

**Corey Peters, DT (2006-09) - Elected Team Captain**

### Chicago Bears

Danny Trevathan, LB (2008-11)

### Green Bay Packers

**Za'Darius Smith, OLB (2013-14) - Elected Team Captain**

### Dallas Cowboys

Randall Cobb, WR (2008-10)  
Chris Westry, CB (2016-18)

### Houston Texans

Lonnie Johnson Jr., CB (2017-18)

### Jacksonville Jaguars

Josh Allen, DE/LB (2015-18)

### New Orleans Saints

Larry Warford, G (2009-12)

### New York Giants

George Asafo-Adjei, OT (2016-18)

### New York Jets

Avery Williamson, LB (2010-13)

### Pittsburgh Steelers

Bud Dupree, OLB (2011-14)  
Benny Snell, Jr., RB (2016-18)

### Tampa Bay Buccaneers

Mike Edwards, S (2016-2019)

### Tennessee Titans

**Wesley Woodyard, LB (2004-07) - Elected Team Captain**



### OTHER CATS IN NFL ROLES

#### Chicago Bears, Assistant Dir. of Player Personnel

Champ Kelly, WR/DB (1998-2001)

#### San Francisco 49ers, Director of Player Engagement

Austin Moss, DE (2006-09)

#### Oakland Raiders, Pro Scout

Quentus Cumby, DB (1999-02)

### CATS IN THE CFL

**Micah Johnson, LB (2006-09)**

Saskatchewan Roughriders

**Chris Matthews, WR (2009-10)**

Montreal Alouettes

### Secondary

- Coach Steve Clinkscale might have one of the hardest jobs as he has had to replace five talented defensive backs, including all four starters, from 2018. Gone are safeties Mike Edwards, now with the Tampa Bay Buccaneers, and Darius West as well as cornerbacks Derrick Baity, Lonnie Johnson Jr., now the Houston Texans' starting corner, and Chris Westry. The five combined for 161 career starts, 853 tackles, 77 PBUs and 24 interceptions.
- Kentucky received a big blow in late July when junior and Lexington native Davonte Robinson suffered an injury to his right quadriceps muscle that required surgery and has forced him to miss the season. The safety played in all 13 games last season with three starting assignments. He showed big-play potential last season, charting 42 tackles (sixth on the team) and, on the final play of the game at Florida, returned a fumble 30 yards for a touchdown.
- At strong safety, Jordan Griffin, who has played in 42 career games with 12 starting assignments, is the lone senior in the secondary. In nine games played this season, he has 20 tackles, 1.0 TFL/sack, and



two PBUs. He leads the team in turnovers with two, one interception and a fumble recovery. Griffin missed most of two games because of injury, with junior college transfer Quandre Mosely starting in his place. Mosely had an interception in his first start at Mississippi State.

- Sophomore Tyrell Ajian is involved in the nickel package. He has 15 tackles in eight games with his first career INT coming against No. 9 Florida.
- Sophomore free safety Yusuf Corker, who saw action in eight games last season, is the team's second-leading tackler in 2019 with 60. He also has four PBUs and one fumble recovery. He recorded a career-high 11 tackles at Georgia and made his first career interception at Vanderbilt.
- Junior college transfer Brandin Echols is the starter at one cornerback spot and has shined with 42 tackles (third on the team) and a team-high eight PBUs. True freshmen M.J. Devonshire serves as his backup.
- The other cornerback starter is sophomore Cedric Dort Jr., who is backed up by redshirt freshman Jamari Brown. Brown is second on the team in pass breakups with six.

### DOUBLE DIPPING

- There are only five schools in FBS/Division I that maintain at least three straight seasons of playing in a bowl game and the basketball program earning a bid to the NCAA men's basketball tournament. Kentucky has done so in three consecutive years after making the TaxSlayer Bowl, Franklin American Mortgage Music City Bowl and VRBO Citrus Bowl:

- Michigan - 4
- KENTUCKY - 3**
- Florida State - 3
- Kansas State - 3
- Virginia Tech - 3

### CATS TIE/IMPROVE WIN TOTAL SIX STRAIGHT SEASONS

UK is the **only** program in the country that has tied or improved its win total in each of the last six seasons:

- 2012: two wins
- 2013: two wins (first season under Coach Mark Stoops)
- 2014: five wins
- 2015: five wins
- 2016: seven wins
- 2017: seven wins
- 2018: ten wins

### LIFT THEM UP

A unique partnership with Toyota Motor Manufacturing Kentucky (TMMK), the Kentucky College of Engineering and the Kentucky Children's Hospital will bring special guests to the Cat Walk presented by Chevy this season as the Kentucky football team arrives at Kroger Field.

A brand-new and specially built push cart vehicle will provide a Kentucky Children's Hospital patient the chance to both accompany the Wildcats on the Cat Walk and attend a game at Kroger Field. A new patient will be chosen by the Kentucky Children's Hospital each week to participate.

Offensive tackle and College of Engineering junior Luke Fortner (Sylvania, Ohio) and a team of TMMK engineers have worked for months to design, test and manufacture the device through a project called "Lift Them Up."

The vehicle made its first appearance at the Cat Walk before Kentucky's season opener vs. Toledo.

The vehicle was inspired by themes of the design of the Kentucky Children's Hospital. Hospital patients are asked to contribute to the



### COUCH NAMED TO COLLEGE FOOTBALL HOF BALLOT

Former Kentucky quarterback Tim Couch has been named to the ballot for induction into the College Football Hall of Fame, the National Football Foundation (NFF) & College Hall of Fame. Couch is one of 76 players and five coaches from the Football Bowl Subdivision and 101 players and 33 coaches from the divisional ranks.

A storied name of the Kentucky program, Couch, was the team's quarterback from 1996-98. After giving up his senior season of eligibility, he was drafted as the No. 1 pick by Cleveland in the 1999 NFL Draft. In 1998, the junior quarterback was named a first-team All-American and consensus Southeastern Conference Player of the Year. Couch completed 400 of 553 passes for 4,275 yards and 36 touchdowns and led the nation in pass completions while ranked second in completion percentage, passing yardage and touchdown passes, and fourth in total offense. After guiding the Wildcats to the Outback Bowl, UK's first New Year's Day bowl appearance in 47 years, Couch finished fourth in Heisman Trophy balloting. He was also a finalist for the Davey O'Brien National Quarterback Award as a junior and sophomore. His breakout sophomore campaign featured 363 of 547 passes completed for 3,884 yards and 37 touchdowns while leading the nation in pass attempts, completions, yardage, and completion percentage. Also during his sophomore year, Couch earned second-team All-SEC honors and finished ninth in Heisman voting. He played in seven games as a true freshman, with two starts. Career wise, Couch completed 795 passes on 1,184 attempts for 8,435 yards and 74 touchdowns. The legend ended his career with seven NCAA records, 14 SEC records, and 26 school records.

The announcement of the 2020 Class will be made in January 2020 in the days leading up to the College Football Playoff (CFP) National Championship in New Orleans. The 2020 College Football Hall of Fame Class will officially be inducted during the 63rd NFF Annual Awards Dinner on Dec. 8, 2020, at the New York Hilton Midtown. They will also be honored at their respective schools with an NFF Hall of Fame On-Campus Salute, presented by Fidelity Investments, during the 2020 season.

vehicle's constantly changing paint scheme by submitting drawings that could become new additions.

### CATS IN THE NFL DRAFT

The 2019 NFL Draft was one for the history books as Kentucky saw five of its players, Josh Allen, Lonnie Johnson Jr., Mike Edwards, Benny Snell Jr., and George Asafo-Adjei selected. UK had a player chosen in each of the first four rounds, a UK first. The only other schools to accomplish that feat in this year's draft were Alabama, Ohio State and Oklahoma.



- UK's five draft picks were the most since eight players (James Ramsey, Jim Kovach, Kelly Kirchbaum, Rod Stewart, Bob Winkel, Robert Hawkins, Dan Fowler and David Stephens) were chosen in 1979
- Josh Allen, selected as the seventh overall pick by the Jacksonville Jaguars, was the 17th player in UK history selected in the first round.
- Allen was UK's highest draft pick since Dewayne Robertson was selected as the fourth pick by the Jets in 2003.
- Allen was the 11th player in UK history chosen in the top 10 and the first since Dewayne Robertson was selected as the fourth pick by the Jets in 2003.
- Allen was the sixth player drafted under head coach Mark Stoops at Kentucky and the second first-round pick, joining Bud Dupree (Pittsburgh Steelers) in 2015.
- Since 2001, Coach Stoops has recruited and developed 12 first-round draft picks.
- Kentucky has had a linebacker drafted in five of the last six NFL drafts (2019 - Josh Allen, 2016 - Josh Forrest, 2015 - Bud Dupree, 2015 - Za'Darius Smith, 2014 - Avery Williamson).
- UK is the only school in the nation to have first-round picks in the 2019 NFL (Josh Allen, Mike Edwards, Lonnie Johnson Jr., Benny Snell Jr., George Asafo-Adjei), MLB (Zack Thompson), and NBA Draft (P.J. Washington, Tyler Herro and Keldon Johnson).

**THREE FORMER WILDCATS NAMED NFL TEAM CAPTAINS**

- Three former Kentucky players were elected season-long team captains by their respective NFL teams this season in LB Wesley Woodyard with the Tennessee Titans, DT Corey Peters with the Arizona Cardinals and LB Za'Darius Smith with the Green Bay Packers.
- Kentucky has the second-most team captains in the NFL along with Temple.
- Woodyard has been elected a captain every year of his NFL career, which dates back to 2008 with the Broncos.

School	NFL Players	Captains
USC	38	4 - Devon Kennard (Lions), Everson Griffen (Vikings), Sam Darnold (Jets), Jurrell Casey (Titans)
Kentucky	14	3 - Wesley Woodyard (Titans), Corey Peters (Cardinals), Za'Darius Smith (Packers)
Temple	18	3 - Dion Dawkins (Bills), Tahir Whitehead (Raiders), Tyler Matakevich (Steelers)
Houston	15	2 - Elandon Roberts (Patriots) Case Keenum (Redskins)
Colorado	15	2 - Mason Crosby (Packers) and Nate Solder (Giants)

**2020 SCHEDULE**

DATE	OPPONENT	LOCATION
Sept. 5	EASTERN MICHIGAN	LEXINGTON
Sept. 12	at Florida	Gainesville, Fla.
Sept. 19	KENT STATE	LEXINGTON
Sept. 26	SOUTH CAROLINA	LEXINGTON
Oct. 3	at Auburn	Auburn, Ala.
Oct. 10	EASTERN ILLINOIS	LEXINGTON
Oct. 17	VANDERBILT	LEXINGTON
Oct. 24	at Missouri	Columbia, Mo.
Nov. 7	at Tennessee	Knoxville, Tenn.
Nov. 14	MISSISSIPPI STATE	LEXINGTON
Nov. 21	GEORGIA	LEXINGTON
Nov. 28	at Louisville	Louisville, Ky.

**ACADEMIC SUCCESS**

- Kentucky currently has five players on its roster who have already earned their undergraduate degrees and are in graduate school or will work on a second degree. They are Blake Best (master's degree in finance), Logan Stenberg (second degree in communication), Calvin Taylor Jr. (second degree in communication) and Mason Wolfe (master's degree in sport leadership). Troy transfer Sawyer Smith graduated in July and is now pursuing a master's degree at UK in sport leadership.
- Eight Wildcats are on track to graduate in December. They are Elijah Barnett, Kash Daniel, Max Duffy, Luke Fortner, Jordan Griffin, Phil Hoskins, Drake Jackson and Grant McKinniss.
- Seven Wildcats were named to the First Year SEC Academic Honor Roll: Brenden Bates – Marketing; Zachary Berezowitz - Economics; Tyler Couch – Sociology; Max Duffy – Psychology; Collin Hartmann – Management; Shawn Lawson – Undeclared; Quintin Wilson – Management
- Several players have strong cumulative GPAs over their academic careers, including:

- Blake Best – 4.0
- Luke Fortner – 3.491
- Jordan Griffin – 3.495
- Josh Paschal – 3.493
- Brett Slusher – 3.793
- Clevan Thomas – 3.453
- Quintin Wilson – 3.735
- Mason Wolfe – 3.623

**THREE WILDCATS TRAVEL TO ETHIOPIA FOR SERVICE TRIP**

- In May of 2019, three Wildcats, defensive end Calvin Taylor Jr., offensive tackle Landon Young and linebacker Jamar "Boogie" Watson, were chosen by the athletic department to participate in a service/educational trip to the Ethiopia. During the week-long trip, they delivered essential nutrition, supplies, hope and love to families living in Korah, a slum made up of all the trash accumulated in Addis Ababa. With the care packages delivered, it could prevent them from digging for two weeks to a month; visited an orphanage with approximately 80 children; took teenagers from Korah to play arcade games and see the Avengers movie; paired with a feeding program that supplies meals to government schools in Cherkos, a poorer region in Addis Ababa. The program began as a result of kids fainting and lack of focus in the classroom due to malnutrition at home, often missing breakfast in the morning and at night only leaving them with one meal per day.
- UK has taken football student-athletes to Ethiopia on a service trip since 2011. Due to the state department's travel ban to Ethiopia in 2017, the Cats visited the DR.
  - 2011: Stuart Hines, Danny Trevathan
  - 2012: Mikie Benton, Matt Smith, Larry Warford
  - 2013: Kevin Mitchell, Jonathan George, Avery Williamson
  - 2014: Alvin "Bud" Dupree, Landon Foster, Braylon Heard
  - 2015: Austin MacGinnis, Marcus McWilson, Alex Montgomery
  - 2016: Greg Hart, De'Niro Laster, Courtney Love
  - \*2017: Jordan Bonner, C.J. Conrad, Denzil Ware (Dominican Republic)
  - 2018: George Asafo-Adjei, Bunchy Stallings, Tristan Yeomans
  - 2019: Calvin Taylor Jr., Landon Young, Jamar "Boogie" Watson

**ROSE IS AN EAGLE**

- Senior RB A.J. Rose earned an Eagle Scout, the highest achievement or rank attainable in the Boy Scouting program of the Boy Scouts of America
- Only four percent of Boy Scouts are granted this rank after a lengthy review process





KENTUCKY CAREER RECORDS

Receiving Yardage, Career

Table with 7 columns: #, Player, Years, Rec, Yards, Avg, TD. Lists top 30 receiving yards career records.

Receptions, Career

Table with 7 columns: #, Player, Years, Rec, Yards, Avg, TD. Lists top 13 reception career records.

All-Purpose Yardage, Career

Table with 8 columns: #, Player, Years, Rush, Rec, PRET, KOR, Yards. Lists top 10 all-purpose yardage career records.

Most Punt Return Touchdowns, Career

- 1. 6 Derek Abney, 2000-03
2. 3 Dicky Lyons Sr., 1966-68
3. 2 Lynn Bowden Jr., 2017-present

Most Kickoff Return Yards, Career

- 1. 2315 Derek Abney (95 ret.), 2000-03
2. 1715 Keenan Burton (67 ret.), 2003-07
3. 1669 Kio Sanford (74 ret.), 1994-97
4. 1608 Lynn Bowden Jr. (70 ret.), 2017-present

Rushing Yardage, Career

Table with 7 columns: #, Player, Years, Att, YARDS, Avg, TD. Lists top 32 rushing yards career records.

Avg. Per Rushing Attempt, Career (min. 200 attempts)

Table with 4 columns: #, Player, Years, Average per rush. Lists top 7 average per rushing attempt records.

Most Kickoff Returns, Career

- 1. 95 Derek Abney, 2000-03
2. 74 Kio Sanford, 1994-97
4. 70 Lynn Bowden, Jr., 2017-present

Punting, Career (min. 75 punts)

- 1. 46.22 Max Duffy (2018-present); 102 punts, 4714 yards
2. 44.43 Glenn Pakulak (2000-02); 134 punts, 5954 yards
3. 42.59 Paul Calhoun (1981-84); 198 punts, 8432 yards

Most Career Wins By A Head Coach, School History

- 1. 60 Paul Bryant (1946-53)
2. 47 Fran Curci (1973-81)
3. 41 Jerry Claiborne (1982-89)
41 Blanton Collier (1954-61)
41 Mark Stoops (2013-present)
6. 39 Rich Brooks (2003-09)

Most Career Home Wins By A Head Coach, School History

- 1. 33 Paul Bryant (1946-53)
2. 32 Jerry Claiborne (1982-89)
3. 30 Mark Stoops (2013-present)
4. 29 Fran Curci (1973-81)
29 Blanton Collier (1954-61)



## KENTUCKY SINGLE-SEASON RECORDS

### 100-yard Rushing Games, Single-Season

#	Games	Player	Year
1.	8	Artose Pinner	2002
2.	7	Benny Snell Jr.	2018
	7	Benny Snell Jr.	2017
	7	Moe Williams	1995
5.	6	Rafael Little	2007
	6	Mark Higgs	1987
	6	George Adams	1984
	6	Sonny Collins	1975
9.	5	Stanley "Boom" Williams	2015
	5	Benny Snell Jr.	2016
	4	Lynn Bowden Jr.	2019

### Highest Average Per Rush Attempt, Single-Season (min. 100)

#	Avg.	Player	Year
1.	7.10	Stanley "Boom" Williams (121/855)	2015
2.	6.97	Lynn Bowden Jr. (118/822)	2019
3.	6.84	Stanley "Boom" Williams (171/1170)	2016
4.	6.62	Mark Higgs (193/1278)	1987
5.	6.02	Ivy Joe Hunter (103/621)	1986
	5.88	Kavosiey Smoke (494/84)	2019

### Rushing Yards by a Quarterback, Single-Season

#	Player	Year	Yards
1.	Mike Fanuzzi	1974	909
2.	Derrick Ramsey	1976	771
3.	Lynn Bowden Jr.	2019	723
4.	Derrick Ramsey	1977	618

### Team Rushing Yardage, Single-Season

#	Yards	Year
1.	3,124	1974
2.	3,044	2016
3.	2,960	1976
4.	2,661	1975
5.	2,638	1979
-	2,314	2019

### Team Rushing Yards Per Attempt, Single-Season

#	Yards/Att.	Year (att./yards)
1.	5.43	2016 (560/3044)
2.	5.34	2019 (433/2314)
3.	4.94	1974 (632/3124)
4.	4.86	1987 (481/2340)

### Team Rushing Yards Per Game, Single-Season

#	Yards/Game	Year
1.	284.0	1974
2.	269.1	1976
3.	241.9	1975
4.	239.8	1979
5.	234.2	2016
	231.4	2019

- Other Notable Eagle Scouts
  - >> Neil Armstrong - Astronaut
  - >> Gerald R. Ford - first Eagle Scout to serve as President
  - >> Peter McLoughlin - President of the Seattle Seahawks
  - >> Steven Spielberg - Filmmaker
  - >> Sam Walton - Founder of Wal-Mart
  - >> Reed Timmer - Famous storm chaser

### #BRINGIT

- #BringIt is UK's mantra for the 2019 season. It originated from the VRBO Citrus Bowl win over Penn State, when the Nittany Lions unsuccessfully tried a fourth-down fake punt on the game's first possession. Coach Mark Stoops was seen on the sideline shouting, "Bring it on!" The inspirational moment helped spark the Wildcats toward the upset victory.

### COACHING CHANGES

- UK defensive coordinator, Matt House, was hired to be the linebackers coach for the Kansas City Chiefs in February of 2019. That move prompted head coach Mark Stoops to promote outside linebackers coach Brad White to defensive coordinator and hire a former Wildcat, Jon Sumrall, to coach the inside linebackers.

### KENTUCKY'S YOUNGSTOWN BOYS

A neighbor of Pittsburgh, a.k.a. Steel City USA, Youngstown, Ohio has a reputation as a blue collar community defined by hard work and relationships forged over generations that are stronger than steel. Kentucky's football program is, in many ways, defined by that bond as it creates a southern alumni club from Youngstown, the hometown of head coach Mark Stoops and several other key members of the program. Below is a list of staffers and players from Youngstown, Ohio:

**Mark Stoops** - Head Coach (Cardinal Mooney)

**Vince Marrow** - Recruiting Coord./Tight Ends (Cardinal Mooney)

**Steve Clinkscale** - Defensive Backs (Chaney)

**Frank Buffano** - Director of Operations (Cardinal Mooney)

**Lynn Bowden Jr.** - Wide Receiver (Warren Harding)

### DID YOU KNOW?

- Kentucky was the only school in the nation to have first-round picks in the 2019 NFL (Josh Allen), MLB (Zack Thompson), and NBA (PJ Washington, Tyler Herro, Keldon Johnson) drafts.
- This is the 129th season of intercollegiate football for Kentucky.
- Kentucky is in its seventh season under head coach **Mark Stoops**, who has energized the UK fan base with record-setting recruiting classes, facility upgrades and an influx in talent.
- A picture of longevity, UK Equipment Manager **Tom Kalinowski** is in his 42nd season in that role. A group of former players, staff members and current UK coaches pitched in during the summer of 2017 to surprise him with a new Ford Escape. He also was a student manager in 1974-77, giving him 46 years in UK football. He has worked more than 500 consecutive games.
- The Kentucky cheerleaders have won an unprecedented 24 national cheerleading championships, including 20 of the last 24, at the annual Universal Cheerleaders Association championships.
- UK is one of only 10 schools that have won an NCAA men's basketball championship while also having a claim on a national championship in football.
- UK is one of only seven universities in the U.S. that have programs in agriculture, engineering, law, medicine and pharmacy on a single campus.



# KROGER FIELD

*On game day, Kroger Field often becomes the third-largest city in Kentucky.*



- Since its opening in 1973, Kentucky has played 301 games within the friendly confines of newly-named Kroger Field. UK has a 166-135-4 record (.551), 30-19 under Mark Stoops.
- UK set a new Kroger Field attendance record when 63,543 fans packed the stadium for the Nov. 3, 2018 game vs. No. 6 Georgia.
- Two of the top five crowds in Kroger Field history came in 2018.
- UK announced its first sellout since 2015 when 62,945 fans attended the Florida game on Sept. 23, 2017.
- Since the 1999 expansion, UK has averaged 62,382 fans per game and ranked in the nation's top 30 teams in attendance in 14 of the last 16 seasons.
- The playing surface is named C.M. Newton Grounds at Kroger Field in honor of the former UK Director of Athletics.

## KROGER FIELD

Commonwealth Stadium was renamed to Kroger Field in May of 2017. The agreement--which is between Kroger and JMI Sports, UK's multimedia rights partner-- begins at approximately \$1.85 million annually with a term of up to 12 years. With the partnership, Kroger becomes the Official Fuel Partner of the University of Kentucky and the Official Grocery Partner of Move-In at UK while also providing additional engagement opportunities with UK students. Per the agreement, Kroger is also the Official Nutrition and Pharmacy Partner of UK Athletics. Kroger Field was transformed into a state-of-the-art facility after a \$126-million reinvention which was completed prior to the 2015

season. The project was handled by HNTB. The outside of the stadium underwent a dramatic external facelift, receiving a modern look, but one that remained uniquely Kentucky. Inside, the capacity of Kroger Field was reduced over the course of the two-year project to approximately 61,000, but the value of all remaining seats were increased, from the top of the upper deck to front-row seats at midfield. Concourses were revamped and widened throughout the stadium with improved concessions, restrooms and security. Players and coaches reaped the benefits of the new Kroger Field as well, as home-team facilities were built, and a multi-purpose recruiting room hosts future Wildcats on their on-campus visits.

## FACTS AND FIGURES

**Seating Capacity:** 61,000, including the Commonwealth Suites. New bench-back seating has been installed in the South upper level of Kroger Field.

**Playing Field:** UK switched from natural grass to synthetic turf for the 2015 season. Other SEC schools with a turf surface are: Arkansas, Mississippi State, Missouri and Vanderbilt.

**Video Boards:** Video boards by Daktronics measuring at 39 by 79 feet, each, bring a total of 6,162 square feet of video capability. The video boards put UK among the nation's leaders in video square footage. The interior seating bowl also has LED ribbon boards.

**Sound System:** Sportsound system delivers pounding bass energy, smooth mid- and high-range frequencies, and high-impact entertainment. Components of the sound system include a main speaker cluster behind the end zone, under-balcony speakers and concourse speakers.

## GAME DAY EXPERIENCES

**The "Cat Walk" on Talbott Todd Way:** With the unveiling of the new \$45 million Kentucky Football Training Facility in August of 2016, the headquarters of the program moved next door to Kroger Field. That means the Cat Walk presented by Chevy will still begin outside Gate 1 two hours and 15 minutes prior to kickoff, but the team proceeds past Gate 1 and between Kroger Field and Nutter Field House which has been dedicated to former Wildcat Talbott Todd (1963-65). Todd, who passed away from ALS in August of 2017, was an avid supporter of the program. From Talbott Todd Way the team will walk to the locker room in the Joe Craft Kentucky Football Training Facility.

**Pregame concerts:** The Kentucky Football Pregame Concert Series has returned for the 2018 season. Concerts will begin on the stage outside Gate 12 immediately following the Cat Walk and last until 30 minutes prior to kickoff. The Cat Walk takes place two hours and 15 minutes prior to kickoff.

**Coca Cola Fan Zone:** Fans of all ages, but especially the younger Wildcats, will enjoy playing at the Fan Zone located in Nutter Field House. It will have inflatable games, free posters, face tattoos and more, available two hours before kickoff.

**Lift Them Up:** A unique partnership with Toyota Motor Manufacturing Kentucky (TMMK), the Kentucky College of Engineering and the Kentucky Children's Hospital was launched in 2019 that brings special guests to the Cat Walk presented by Chevy this season as the Kentucky football team arrives at Kroger Field. A brand-new and specially built push cart vehicle provides a Kentucky Children's Hospital patient the chance to both accompany the Wildcats on the Cat Walk and attend a game at Kroger Field. A new patient is chosen by the Kentucky Children's Hospital each week to participate.

## TOP ATTENDANCES FOR KROGER FIELD

1.	63,543	Georgia, 2018
2.	63,407	Auburn, 2015
3.	63,380	EKU, 2015
4.	63,081	South Carolina, 2018
5.	63,076	Florida, 2019





## WHEN WAS THE LAST TIME ...

## KENTUCKY

Scored 40 points: 56 at Louisville, Nov. 24, 2018  
 Scored 50 points: 56 at Louisville, Nov. 24, 2018  
 Scored 60 points: 62 vs. New Mexico State, Sept. 17, 2016  
 Scored 70 points: 77 vs. Texas El-Paso, Sept. 7, 2002  
 Scored 80 points: 83 vs. North Dakota, Nov. 18, 1950  
 Shut Out an Opponent: vs. Miami (42-0), Sept. 5, 2009  
**SHUT OUT AN OPPONENT IN THE 1ST HALF: VS. MISSOURI, OCT. 26, 2019**  
**SHUT OUT AN SEC OPPONENT IN THE 1ST HALF IN CONSECUTIVE GAMES: AT GEORGIA, OCT. 19, AND VS. MISSOURI, OCT. 26, 2019**  
**GAME IS SCORELESS AT THE HALF: AT GEORGIA, OCT. 19, 2019**  
**SHUT OUT AN OPPONENT IN THE 2ND HALF: AT VANDERBILT, NOV. 16, 2019**  
**SCORED A TD ON FIRST SERIES: VS. TENNESSEE, NOV. 9, 2019**  
 Scored on first play from scrimmage of game: at Louisville, Nov. 26, 2016  
**SCORED A TD ON FIRST SERIES: VS. TENNESSEE, NOV. 9, 2019**  
**HAD 25 FIRST DOWNS: 30 AT VANDERBILT, NOV. 16, 2019**  
**HAD 30 FIRST DOWNS: 30 AT VANDERBILT, NOV. 16, 2019**  
**HAD 250 YARDS RUSHING: 401 AT VANDERBILT, NOV. 16, 2019**  
**HAD 300 YARDS RUSHING: 401 AT VANDERBILT, NOV. 16, 2019**  
**HAD 400 YARDS RUSHING: 401 AT VANDERBILT, NOV. 16, 2019**  
 Had below 50 yards rushing: 48 vs. Florida, Sept. 28, 2013  
 Had 300 yards passing: 352 at Louisville, Nov. 26, 2016  
 Had 400 yards passing: 401 vs. Mississippi State, Oct. 25, 2014  
**HAD BELOW 50 YARDS PASSING: 25 VS TENNESSEE, NOV. 9, 2019**  
 Had 300 yards rushing and passing: (381/311) vs. New Mexico State, Sept. 17, 2016  
**HAD 500 YARDS TOTAL OFFENSE: 528 AT VANDERBILT, NOV. 16, 2019**  
 Had 600 yards total offense: 601 at Louisville, Nov. 24, 2018  
**HAD BELOW 200 YARDS TOTAL OFFENSE: 177 AT GEORGIA, OCT. 19, 2019**  
**HELD OPP. BELOW 100 YARDS RUSHING: 83, VS. TENNESSEE, NOV. 9, 2019**  
**HELD OPP. BELOW 50 YARDS RUSHING: 49 VS. EASTERN MICHIGAN, SEPT. 7, 2019**  
**HELD OPP. BELOW 100 YARDS PASSING: 35, AT GEORGIA, OCT. 19, 2019**  
**HELD OPP. BELOW 100 YARDS PASSING: 35, AT GEORGIA, OCT. 19, 2019**  
**HELD OPPONENT BELOW 200 YARDS TOTAL OFFENSE: 198 AT VANDERBILT, NOV. 16, 2019**  
 Held opp. below 100 yards total offense: 91 vs. Vanderbilt, Nov. 16, 1996  
 Recorded a safety: at Mississippi State, Nov. 24, 2013  
 Recorded zero penalties: vs. Auburn, Oct. 17, 2009  
 Had a player with 30 rush attempts: 32 by Benny Snell vs. Vanderbilt, Oct. 20, 2018  
**HAD A PLAYER RUSH FOR 100 YARDS: CHRISTOPHER RODRIGUEZ JR (129) AND LYNN BOWDEN JR. (110) AT VANDERBILT, NOV. 16, 2019**  
**HAD TWO PLAYERS RUSH FOR 100 YARDS: CHRISTOPHER RODRIGUEZ JR (129) AND LYNN BOWDEN JR. (110) AT VANDERBILT, NOV. 16, 2019**  
 Had 2 players rush for 175 yards or more: Benny Snell (192) and Boom Williams (182) vs. Missouri, Oct. 29, 2016  
 Had 2 players rush for 100 yards or more in consecutive games: Benny Snell and A.J. Rose vs. Central Michigan (Sept. 1, 2018); Snell and Terry Wilson at Florida (Sept. 8, 2018).  
**HAD A PLAYER RUSH FOR 100 YARDS IN CONSECUTIVE GAMES: LYNN BOWDEN JR. (204 VS. MISSOURI, 10/26/19, 114 VS. TENNESSEE, 11/9/19, 110 AT VANDERBILT, 11/16/19**  
**HAD A PLAYER RUSH FOR 100 YARDS IN 3 CONSECUTIVE GAMES: LYNN BOWDEN JR. (204 VS. MISSOURI, 10/26/19, 114 VS. TENNESSEE, 11/9/19, 110 AT VANDERBILT, 11/16/19**  
 Had a player rush for 100 yards in four consecutive games: Derrick Locke, 2010  
 Had a true freshman rush for 100 yards: 152 by Benny Snell vs. Austin Peay, Nov. 19, 2016  
**HAD A PLAYER RUSH FOR 200 YARDS: 204 BY LYNN BOWDEN JR. VS. MISSOURI, OCT. 26, 2019**  
**HAD 4 PLAYERS WITH 50+ YARDS RUSHING IN THE SAME GAME: 4 AT VANDERBILT, NOV. 16, 2019**  
 Had a player with 3 rushing touchdowns: 3 by Benny Snell vs. Mississippi State, Sept. 22, 2018  
 Had a player with 4 rushing touchdowns: 4 by Benny Snell vs. Mississippi State, Sept. 22, 2018  
 Had a player with 50 pass attempts: 60 by Maxwell Smith, vs. WKU, Sept. 15, 2012  
 Had a player with 60 pass attempts: 60 by Maxwell Smith, vs. WKU, Sept. 15, 2012  
 Had a player with 30 pass completions: 37 by Maxwell Smith, vs. WKU, Sept. 15, 2012  
 Had a player with 300 passing yards: 338 by Stephen Johnson at Louisville, Nov. 26, 2016  
 Had 2 players pass for 100 yards: Maxwell Smith (109), Jalen Whitlow (105) vs. Louisville, Sept. 14, 2013  
 Had a player with 3 or more touchdowns passes: 3 by Terry Wilson at Louisville, Nov. 24, 2018  
 Had a player with 2 passing touchdowns and 2 rushing touchdowns: Patrick Towles, vs. Mississippi State, Oct. 25, 2014  
 Had a player with 10+ receptions: 13 by Lynn Bowden Jr. at Missouri, Oct. 27, 2018  
 Had a player with 100 yards receiving: 166 by Lynn Bowden Jr. at Missouri, Oct. 27, 2018  
 Had a player with consecutive 100-yard receiving games: Jeff Badet, 2 (10/22-10/29/16)  
 Had 2 players with 100 yards receiving: 116 by Matt Roark and 102 by La'Rod King, vs. Ole Miss, Nov. 5, 2011  
 Had a player with 3 touchdown receptions: 3 by C.J. Conrad vs. New Mexico State, Sept. 17, 2016  
 Had a player with 100 rushing and 100 receiving yards in the same game: Rafael Little (132 rushing, 114 receiving) vs. Vanderbilt, Nov. 11, 2006

**HAD A 100-YARD PASSER AND A 100-YARD RUSHER IN THE SAME GAME: LYNN BOWDEN JR. (104 PASSING YARDS, 110 RUSHING) AT VANDERBILT, NOV. 16, 2019**  
**HAD A 100-YARD RUSHER AND A 100-YARD RECEIVER IN THE SAME GAME: A.J. ROSE (105 RUSH), LYNN BOWDEN JR. (129 RECEIVING), AT MISS. STATE, SEPT. 21, 2019**  
 Had a player score a TD by rushing and receiving in the same game: Boom Williams vs. Missouri, Oct. 29, 2016  
 Had a player throw a TD pass and score a rushing and receiving TD in the same game: Randall Cobb vs. Auburn, Oct. 9, 2010  
 Had a player throw at least two TD passes and score a rushing TD in consecutive games: Patrick Towles in 2015  
 Had a player throw a TD pass, score a receiving TD and score on a punt return for a TD in the same game: Randall Cobb vs. WKU, Sept. 11, 2010  
 Had a player return a kickoff for a TD: Derrick Locke (100 yards) vs. Louisville, Sept. 19, 2009  
 Had a player return a punt for a TD: Lynn Bowden Jr. (58 yards) vs. Penn State, Jan. 1, 2019 (Citrus Bowl)  
 Had a player return an interception for a TD: Mike Edwards, 66 yards, vs. Middle Tennessee, Nov. 17, 2018  
 Had a player recover/return a fumble for a TD: Darius West, at Texas A&M (40 yards), Sept. 8, 2018  
 Had two defensive TDs in the same game: Mike Douglas (fumble) and Fred Tiller (interception) vs. Louisville, Nov. 29, 2014  
 Had a player recover two fumbles in one game: Josh Allen vs. Georgia, Nov. 3, 2018  
**HAD A PLAYER BLOCK A PUNT: JOSH PASCHAL VS. TENNESSEE, NOV. 9, 2019**  
 Had a player block a field goal: Josh Allen at Missouri, vs. Penn State, Jan. 1, 2019 (Citrus Bowl)  
 Had a player block a PAT: Lonnie Johnson Jr. vs. Eastern Kentucky, Sept. 9, 2017  
 Had a player return a blocked FG for a TD: David Jones (57 yards) vs. Vanderbilt, Nov. 15, 2008  
 Had a player return a blocked punt for a TD: Andrew Hopewell (6 yards), vs. Arkansas, Nov. 1, 2006  
 Had a player score a TD on a fake field goal: Joe Mansour (25 yards), vs. Florida, Sept. 28, 2013  
 Had a field goal of 50 yards or more: Austin MacGinnis (53 yards) vs. Missouri, Oct. 7, 2017  
 Played an overtime game: at Texas A&M, Oct. 6, 2018 - (L, 14-20)  
 Won an overtime game: vs. EKV, Oct. 3, 2015 - (W, 34-27)  
 Won a game on the last play of regulation as time expired: 15-14 at Missouri, Oct. 27, 2018 (2-yard TD pass)

## OPPONENT

Scored 40 points: 44 by Louisville, Nov. 25, 2017  
 Scored 50 points: 52 by Tennessee, Oct. 31, 2015  
**SCORED 10 OR LESS POINTS: 7 BY MISSOURI, OCT. 26, 2019**  
**SHUT OUT KENTUCKY: 0-21 BY GEORGIA, OCT. 19, 2019**  
**SHUT OUT KENTUCKY IN 2ND HALF: BY TENNESSEE, NOV. 9, 2019**  
 Rushed for 300 yards: 331 by Georgia, Nov. 3, 2018  
**PASSED FOR 300 YARDS: 300 BY FLORIDA, SEPT. 14, 2019**  
 Had 500 yards of total offense: 562 by Louisville, Nov. 25, 2017  
 Recorded a safety: Louisville, Aug. 31, 2008  
 Blocked a Kentucky punt: Southern Miss, Sept. 3, 2016  
 Blocked a Kentucky field goal: Florida, Sept. 25, 2010  
**BLOCKED A KENTUCKY PAT: VS. TENNESSEE, NOV. 9, 2019**  
 Had a player with 30 rush attempts: 32, Justin Jackson (Northwestern), Dec. 29, 2017  
**HAD A PLAYER WITH 100 YARDS RUSHING: 179, D'ANDRE SWIFT (GEORGIA), OCT. 19, 2019**  
 Had a player with 200 yards rushing: 252 by Anthony Dixon (MSU), Oct. 31, 2009  
**HAD TWO PLAYERS WITH 100 YARDS RUSHING: 107, TAVIE FEASTER, 102, RICO DOWDLE (SOUTH CAROLINA), SEPT. 28, 2019**  
**HAD A PLAYER WITH 40 PASS ATTEMPTS: 53 BY MIKE GLASS (E. MICHIGAN, SEPT. 7, 2019)**  
 Had a player with 25 pass completions: 30 by Kyle Shurmur (Vanderbilt, Nov. 11, 2017)  
 Had a player with 300 yards passing: 308 by Kyle Shurmur (Vanderbilt, Nov. 11, 2017)  
**HAD TWO PLAYERS WITH 100 YARDS PASSING: 174 BY FELEIPE FRANKS AND 126 BY KYLE TRASK (FLORIDA), SEPT. 14, 2019**  
 Had a player with 10 pass receptions: 10, Ryan Markush (EKU), Sept. 9, 2017  
**HAD A PLAYER WITH 100 YARDS RECEIVING: 103, MARQUEZ CALLAWAY (TENNESSEE), NOV. 9, 2019**  
 Had a player with 200 yards receiving: 216 by Demarcus Robinson (Florida), Sept. 13, 2014  
 Had two players with 100 yards receiving: 111, Korey Robertson and 103, Quez Watkins (Southern Miss), Sept. 2, 2017  
 Had a player return a kickoff for a TD: Evan Berry (UT), 100 yards, Oct. 31, 2015  
 Had a player return a punt for a TD: Cameron Sutton (UT), 84 yards, Oct. 31, 2015  
 Had a player return a blocked FG for a TD: Neiko Thorpe (69 yards) vs. Auburn, Oct. 17, 2009  
 Had a player return a blocked punt for a TD: Chris Rainey (23 yards) vs. Florida, Sept. 26, 2009  
**HAD A PLAYER RETURN AN INTERCEPTION FOR A TD: WILLIE GAY JR. (MISS. STATE), 52 YARDS, SEPT. 21, 2019**  
**HAD A PLAYER RETURN A FUMBLE FOR A TD: ALLAN GEORGE (VANDERBILT), 67 YARDS, NOV. 16, 2019**



## 2019 GAME-BY-GAME STARTERS

## OFFENSIVE STARTERS

	TE/WR	LT	LG	C	RG	RT	WR	WR	WR	RB	QB
vs. Toledo	Rigg	Young	Stenberg	Jackson	Fortner	Kinnard	Ali	Wagner	Bowden Jr.	Rose	Wilson
vs. Eastern Mich.	Dailey Jr.	Young	Stenberg	Jackson	Fortner	Kinnard	Ali	Wagner	Bowden Jr.	Rose	Wilson
vs. Florida	Rigg	Young	Stenberg	Jackson	Fortner	Kinnard	Ali	Wagner	Bowden Jr.	Rose	Smith
at Miss. State	Rigg	Young	Stenberg	Jackson	Fortner	Kinnard	Ali	Wagner	Bowden Jr.	Rose	Smith
at South Carolina	Rigg	Young	Stenberg	Jackson	Fortner	Kinnard	Ali	Upshaw	Bowden Jr.	Rose	Smith
vs. Arkansas	Rigg	Young	Stenberg	Jackson	Fortner	Kinnard	Ali	Wagner	Thomas	Rose	Bowden Jr.
at Georgia	Rigg	Young	Stenberg	Jackson	Fortner	Kinnard	Ali	Wagner	Thomas	Rose	Bowden Jr.
vs. Missouri	Rigg	Young	Stenberg	Jackson	Fortner	Kinnard	Ali	Wagner	Thomas	Rose	Bowden Jr.
vs. Tennessee	Rigg	Young	Stenberg	Jackson	Fortner	Kinnard	Ali	Upshaw	Dailey Jr.	Rose	Bowden Jr.
at Vanderbilt	Rigg	Young	Stenberg	Jackson	Fortner	Kinnard	Ali	Wagner	Thomas	Rose	Bowden Jr.
vs. UT Martin											
vs. Louisville											

## DEFENSIVE STARTERS

	DE	DE/OLB	NG	DT	SLB/NICK	WLB	MLB	CB	SS	FS	CB
vs. Toledo	Carter	Paschal	Bohanna	Taylor	Watson	Square	Daniel	Dort	Griffin	Corker	J. Brown
vs. Eastern Mich.	Carter	Paschal	Bohanna	Taylor	Watson	Square	Daniel	Dort	Griffin	Corker	J. Brown
vs. Florida	Carter	Paschal	Bohanna	Taylor	Griffin	Square	Daniel	Dort	Ajian	Corker	Echols
at Miss. State	Looney	Paschal	Bohanna	Taylor	Ajian	Square	Oats	Dort	Mosely	Corker	Echols
at South Carolina	Carter	Paschal	Bohanna	Taylor	Watson	Square	Daniel	Dort	Mosely	Corker	Echols
vs. Arkansas	Carter	Paschal	Bohanna	Taylor	Watson	Square	Daniel	Dort	Griffin	Corker	Echols
at Georgia	Carter	Paschal	Bohanna	Taylor	Watson	Square	Daniel	Dort	Griffin	Corker	Echols
vs. Missouri	Carter	Paschal	Bohanna	Taylor	Watson	Square	Oats	Dort	Griffin	Corker	Echols
vs. Tennessee	Carter	Paschal	Bohanna	Taylor	Watson	Square	Daniel	Brown	Griffin	Corker	Echols
at Vanderbilt	Carter	Paschal	Bohanna	Taylor	Watson	Square	Daniel	Dort	Griffin	Corker	Echols
vs. UT Martin											
vs. Louisville											




# 2019 GAME NOTES

# 1

## KENTUCKY 38, TOLEDO 24

AUG. 31, 2019 • LEXINGTON, KY  
KROGER FIELD (54,610)



Terry Wilson threw two touchdown passes, Asim Rose and Kavosiey Smoke each ran for TDs and Kentucky overcame Toledo to pull away 38-24 in the season opener for both schools.

The Wildcats rallied twice against the Rockets to enter the break tied at 14 before taking control in the second half. A third-quarter fumble recovery led to Chance Poore's 46-yard, go-ahead field goal before Bryce Oliver's leaping grab of Wilson's 32-yard TD pass provided a 10-point lead.

Smoke's 40-yard TD run down the left side midway through the fourth made it 31-17. Kentucky then converted DeAndre Square's interception into Wilson's 2-yard TD pass to Josh Ali to clinch the first meeting between the schools.

Wilson completed 19 of 26 passes for 246 yards. Justin Rigg recovered Chris Rodriguez's goal-line fumble in the end zone for Kentucky's first TD and A.J. Rose (16 carries, 64 yards) ran for an 11-yard score. Smoke had 78 yards rushing on seven carries as the Wildcats outgained Toledo 422-347.

Toledo led twice on first-half TD runs of 5 yards by former Kentucky running back Bryant Koback and 21 by quarterback Mitchell Guadagni.

Guadagni left the game in third after his helmet was knocked off after being tackled by Chris Oats, who was ejected for targeting. Replacement Carter Bradley ran for a 7-yard TD with 1:02 remaining.

### SCORING SUMMARY

Toledo	7	7	3	7	-	24
Kentucky	0	14	10	14	-	38

1st 12:15 TOLEDO - KOBACK, Bryant 5 yd run (DAVIS, Evan kick), 7-63 2:45 7 - 0  
 2nd 14:55 UK - Justin Rigg 0 yd fumble recovery (Chance Poore kick), 14-97 6:42 7 - 7  
 11:31 TOLEDO - GUADAGNI, M. 21 yd run (DAVIS, Evan kick), 7-75 3:24 14 - 7  
 06:01 UK - Asim Rose 11 yd run (Chance Poore kick), 3-56 0:59 14 - 14  
 3rd 11:33 UK - Chance Poore 46 yd field goal, 4-6 1:28 14 - 17  
 07:17 UK - Bryce Oliver 32 yd pass from Terry Wilson (Chance Poore kick), 5-67 2:23 14 - 24  
 03:07 TOLEDO - DAVIS, Evan 46 yd field goal, 5-33 1:58 17 - 24  
 4th 08:26 UK - Kavosiey Smoke 40 yd run (Chance Poore kick), 7-92 1:51 17 - 31  
 05:32 UK - Josh Ali 2 yd pass from Terry Wilson (Chance Poore kick), 5-33 2:09 17 - 38  
 01:02 TOLEDO - BRADLEY, Carter 7 yd run (DAVIS, Evan kick), 6-41 1:22 24 - 38

### TEAM STATISTICS

	TOLEDO	UK
First Downs	15	20
Rush Att./Net Rush	39/181	39/176
Passing C/A/I	11/25/1	19/26/0
Offensive Plays	64	65
Total Offense	347	422
Fumbles/Lost	1/1	4/2
Penalties/Yards	11/80	7/61
Punts/Average	8/42.4	6/54.0
Third-Down Conv.	7 of 16	3 of 11
Time of Possession	29:15	30:45

### INDIVIDUAL STATISTICS

#### RUSHING (ATT.-YD.-TD)

Toledo - Kocack, 15-73-1, Guadagni 14-73-1, Jones 2-24, Seymour 3-8, Bradley 5-3-1  
UK - Smoke 7-78-1, Rose 16-64-1, Rodriguez 5-34, Wilson 9-1

#### PASSING (COMP-ATT-INT-YARDS-TD)

Toledo - Bradley 4-13-1-44-0, Guadagni 7-12-0-122-0  
UK - Wilson 19-26-0-246-2

#### RECEIVING (REC-YARDS-TD)

Toledo- Mitchell 3-59, McKinley-Lewis 3-53, Kovacks 2-18, Seymour 1-22, Rosi 1-17, Phillips 1-(-3)  
UK - Bowden 6-77, Wagner 3-57, Rose 3-36, Dailey 2-31, Upshaw 2-19, Oliver 1-32-1, Rodriguez 1-2, Ali 1-2

#### TACKLES

Toledo - Holt 10, Anderson 8, Fisher 7, Hines 6, Blue 6  
UK - Square 11, Corker 7, Griffin 6, Wright 6, Oats 5

# 2

## KENTUCKY 38, EASTERN MICHIGAN 17

SEPT. 7, 2019 • LEXINGTON, KY  
KROGER FIELD (55,240)



Backup quarterback Sawyer Smith threw two touchdown passes in relief of injured Terry Wilson, who rushed for a TD before hurting his left leg, and Kentucky rolled past Eastern Michigan 38-17 in Kroger Field.

Wilson's 2-yard TD run in the third quarter put the Wildcats up 24-3 before he was carted off later with the injury following a horse-collar tackle by EMU defensive lineman Turan Rush, who was flagged on a play with offsetting penalties. Wilson exited to cheers after teammates offered supportive handshakes.

Smith, a junior transfer from Troy, came in and hit Ahmad Wagner for a 54-yard touchdown and Lynn Bowden for the final 2-yard TD with 54 seconds remaining. Asim Rose and Kavosiey Smoke rushed for TDs of 8 and 32 yards, respectively, in a game the Wildcats led throughout.

Kentucky outgained the Eagles (1-1) 461-386, including a 239-49 rushing edge. But the Wildcats committed seven penalties for 84 yards, several of which snuffed first-half chances to put the game out of reach.

Eagles quarterback Mike Glass III threw TD passes of 26 and 7 yards and completed 34 of 53 attempts for 337 yards.

### SCORING SUMMARY

Eastern Michigan	0	3	7	7	-	17
Kentucky	14	3	7	14	-	38

1st 06:56 UK - Asim Rose 8 yd run (Chance Poore kick), 3-26 1:13 0 - 7  
 02:09 UK - Kavosiey Smoke 32 yd run (Chance Poore kick), 6-90 2:10 0 - 14  
 2nd 07:43 UK - Chance Poore 40 yd field goal, 4--11 0:37 0 - 17  
 01:52 EMU - RYLAND, Chad 24 yd field goal, 10-62 3:05 3 - 17  
 3rd 05:01 UK - Terry Wilson 2 yd run (Chance Poore kick), 15-94 7:47 3 - 24  
 02:15 EMU - LATU, Line 26 yd pass from GLASS, Mike (RYLAND, Chad kick), 5-75 2:46 10 - 24  
 4th 14:20 UK - Ahmad Wagner 54 yd pass from Sawyer Smith (Chance Poore kick), 5-72 2:45 10 - 31  
 10:41 EMU - CANNON, Bryson 7 yd pass from GLASS, Mike (RYLAND, Chad kick), 12-75 3:39 17 - 31  
 00:54 UK - Lynn Bowden 2 yd pass from Sawyer Smith (Chance Poore kick), 7-41 2:57 17 - 38

### TEAM STATISTICS

	EMU	UK
First Downs	24	26
Rush Att./Net Rush	22/49	39/239
Passing C/A/I	34/53/2	20/36/0
Offensive Plays	75	75
Total Offense	386	461
Fumbles/Lost	1/0	2/1
Penalties/Yards	5/46	7/84
Punts/Average	4/43.5	3/43.3
Third-Down Conv.	6 of 14	9 of 14
Time of Possession	26:59	33:01

### INDIVIDUAL STATISTICS

#### RUSHING (ATT.-YD.-TD)

EMU - Glass 10-35, Vann 8-9, Turner 3-5, Hutchinson 1-0  
UK - Smoke 11-92-1, Rose 17-82-1, Wilson 8-43-1, Bowden 2-17, Smith 1-5

#### PASSING (COMP-ATT-INT-YARDS-TD)

EMU - Glass 34-53-2-2  
UK - Wilson 14-26-0-114-0, Smith 5-9-76-2, Bowden 1-1-32

#### RECEIVING (REC-YARDS-TD)

EMU - Sexton 7-54, Williams 6-54, Jackson 5-71, Latu 4-49, Drummond 3-40, Cannon 3-20-1, Beydoun 2-24, Vann 2-13, Oakes 2-12  
UK - Bowden 7-54-1, Rose 4-12, Wagner 3-71-1, Upshaw 2-19, Wilson 1-32, Dailey 1-14, Ali 1-11, Rigg 1-9

#### TACKLES


EMU - Calhoun 10, Hoying 9, Myrick 7  
UK - Echols 7, Corker 7, Square 5, Daniel 5, Paschal 5



3

NO. 9 FLORIDA 29 , KENTUCKY 21

SEPT. 14, 2019 • LEXINGTON, KY  
KROGER FIELD (63,076)



In his first start at quarterback for Kentucky, Sawyer Smith passed for 251 yards and two touchdowns, but the Cats suffered their first loss of the season, falling to No. 8 Florida 29-21 at Kroger Field.

The game was evenly played throughout before the Gators put it away late. Florida had 438 yards of total offense, while Kentucky had 407. The Cats had 27 first downs, compared to just 21 for the Gators.

The Gators got on the board first, when Feleipe Franks connected with Freddie Swain on a 15-yard touchdown pass, giving them a 7-0 lead with 6:27 left in the first quarter.

Early in the second, UK evened the score when Smith connected with Ahmad Wagner on a spectacular, acrobatic 26-yard TD score.

On UF's next possession, Franks was sacked by Kordell Looney, who forced a fumble that was recovered by UK's Taj Dodson at the UK 46 yard line. From there, the Cats drove and eventually took the lead on a one-yard TD run by Smith with 7:46 left in the first half.

Florida's next drive appeared to be one that would tie the game. However, the Gators' march stalled inside Kentucky territory, and McPherson's 27-yard field goal attempt missed to the right, keeping the score 14-7. That would be the score at halftime.

On the first drive of the second half, Kentucky appeared ready to stretch its lead until Smith was intercepted by Shawn Davis, who returned the pick to the Kentucky 21-yard line. The Gators got to the UK 12-yard line before a penalty backed them up. Eventually, McPherson convert, a 32-yard field goal attempt, cutting Kentucky's lead to 14-10.

U K had the answer, marching 75 yards in just six plays, culminating with a 13-yard touchdown pass from Smith to Keaton Upshaw, the first of Upshaw's career. Poore's PAT gave the Cats a 21-10 lead with 5:39 to play in the third quarter. The key play in the drive was an athletic catch by Wagner for 21 yards, which was compounded by a 15-yard penalty on the Gators.

Florida, with backup Kyle Trask playing QB in place of the injured Franks, proceeded to march 62 yards in six plays, and cut into Kentucky's lead when Lamical Perine scored on an eight-yard run. Florida's two-point conversion try was no good, and the Gators trailed 21-16 with 12:41 to play.

After a Smith interception, Florida would re-take the lead with a four-play, 66-yard scoring drive, capped by Trask's four-yard touchdown run. The two-point try failed again, and the Gators led 22-21 with 4:11 to play.

That set the stage for Kentucky's final drive, when the Cats drove deep into Florida territory with less than a minute to play. With 58 seconds left in the game, Poore tried a 35-yard field goal, but missed right.

On Florida's next possession, as the Gators were running out the clock, Josh Hammond broke free and scampered 76 yards for a touchdown to put the game away.

SCORING SUMMARY

Florida	7	0	3	19	-	29
Kentucky	0	14	7	0	-	21

- 1st 06:27 UF - F. Swain 15 yd pass from F. Franks (E. Mcpherson kick), 8-31 5:03 7 - 0
- 2nd 14:16 UK - Ahmad Wagner 26 yd pass from Sawyer Smith (Chance Poore kick), 12-79 7:05 7 - 7
- 07:46 UK - Sawyer Smith 1 yd run (Chance Poore kick), 11-54 5:57 7 - 14
- 3rd 07:50 UF - E. Mcpherson 32 yd field goal, 4-6 2:02 10 - 14
- 05:39 UK - Keaton Upshaw 13 yd pass from Sawyer Smith (Chance Poore kick), 6-75 2:11 10 - 21
- 4th 12:41 UF - L. Perine 8 yd run (K. Trask pass failed), 6-62 2:15 16 - 21
- 04:11 UF - K. Trask 4 yd run (K. Trask rush failed), 4-66 1:54 22 - 21
- 00:33 UF - J. Hammond 76 yd run (E. Mcpherson kick), 3-80 0:21 29 - 21

TEAM STATISTICS

	UF	UK
First Downs	21	26
Rush Att./Net Rush	27/138	41/140
Passing C/A/I	21/30/1	23/35/3
Offensive Plays	57	76
Total Offense	438	407
Fumbles/Lost	1/1	1/1
Penalties/Yards	7/78	9/79
Punts/Average	1/44.0	2/54.5
Third-Down Conv.	4 of 8	8 of 15
Time of Possession	25:05	34:55

INDIVIDUAL STATISTICS

RUSHING (ATT.-YD.-TD)

Florida - Hammond 1-76-1, Perine 14-27-1, Franks 8-23, Pierce 2-8, Trask 1-4-1  
UK - Smoke 16-81, Rose 14-46, Smith 9-12-1, Bowden 21-1

PASSING (COMP-ATT-INT-YARDS-TD)

Florida - Franks 12-17-1-174-1, Trask 9-13-0-126-0 UK - Smith 23-25-3-267-2

RECEIVING (REC-YARDS-TD)

Florida - Jefferson 7-93, Pitts 4-63, Swain 4-57-1, Perine 3-23, Grimes 2-50, Hammond 1-14  
UK - Bowden 7-70, Rigg 5-50, Wagner 3-70-1, Ali 2-28, Rose 2-18, Upshaw 1-13-1, Schlegel 1-2, Dailey 1-8


TACKLES

Florida - Reese 16, Miller 7, Greenard 6 UK - Daniel 10, Echols 7, Square 6

4

MISSISSIPPI STATE 28 , KENTUCKY 13

SEPT. 21, 2019 • STARKVILLE, MISS.  
DAVIS WADE STADIUM (54,556)



Lynn Bowden Jr. caught seven passes for 129 yards, and A.J. Rose carried nine times for 105 yards, but Kentucky lost at Mississippi State 28-13 on Saturday at Davis Wade Stadium.

Quarterback Sawyer Smith connected on 15 of 41 passing for 232 yards, but no touchdowns. Josh Ali caught a career-high five passes for 61 yards in the game.

Kentucky got the ball to begin the game and after Rose earned a first down on the ground, Smith was intercepted by Willie Gay, who returned the pick 52 yards for a touchdown. Jace Christmann added the PAT and the Bulldogs grabbed a 7-0 lead just 1:25 into the game.

After the teams exchanged punts, Kentucky mounted its first big drive of the game. The Cats went 10 plays, covering 58 yards, and UK got on the board when Chance Poore nailed a 40-yard field goal, cutting the MSU lead to 7-3 with 2:49 remaining in the first quarter. That would be the score after the first 15 minutes of play.

MSU had the answer, marching 75 yards in nine plays, capped by a Kylin Hill nine-yard touchdown rush early in the second quarter. The PAT was good, and the Bulldogs led 14-3 with 13:24 left in the first half.

After another Kentucky punt, MSU drove 80 yards in 10 plays and Hill scored again, this time from two yards out. Christmann's extra point made it 21-3 with 4:45 left in the first half.

Late in the first half, MSU appeared to be ready to add to the lead, but Quandre Moseley intercepted the first pass of his UK career and returned it 39 yards to the MSU 49 yard line with 48 seconds left in the half. But the Cats settled for a 47-yard field goal try that Poore missed to the left, and the teams went to the locker room with the Bulldogs leading 21-3.

Mississippi State took the second half kickoff and immediately drove into Kentucky territory. But Brandin Echols, who led Kentucky with 10 tackles on the day, forced a fumble, which was recovered by UK's Jamari Brown at the UK 20. The Cats took advantage of the turnover, going 80 yards in 11 plays, finishing with a Kavosiey Smoke two-yard touchdown rush. Poore's PAT made it 21-10 MSU with 5:30 left in the third quarter.

After MSU was forced to punt, Kentucky mounted another drive, getting deep inside Bulldog territory early in the fourth quarter. But the Cats could not punch it in, and Poore missed a 26-yard field goal with 12:15 to play.

Kentucky's final points of the game came later in the fourth quarter when Matt Ruffolo attempted, and made, his first career field goal. The 29-yarder cut the MSU lead to 21-13, but the Bulldogs added a late touchdown to provide the final margin of victory.

SCORING SUMMARY

Kentucky	3	0	7	3	-	13
Mississippi State	7	14	0	7	-	28

- 1st 13:35 MS - Willie Gay Jr. 52 yd interception return (Jace Christmann kick) 0 - 7
- 02:49 UK - Chance Poore 40 yd field goal, 10-58 4:22 3 - 7
- 2nd 13:24 MS - Kylin Hill 12 yd run (Jace Christmann kick), 9-75 4:25 3 - 14
- 04:45 MS - Kylin Hill 2 yd run (Jace Christmann kick), 10-80 5:51 3 - 21
- 3rd 05:30 UK - Kavosiey Smoke 2 yd run (Chance Poore kick), 11-80 3:40 10 - 21
- 4th 04:39 UK - Matt Ruffolo 29 yd field goal, 11-55 4:32 13 - 21
- 01:39 MS - Kylin Hill 1 yd run (Jace Christmann kick), 6-75 3:00 13 - 28

TEAM STATISTICS

	UK	MS
First Downs	21	22
Rush Att./Net Rush	28/154	40/241
Passing C/A/I	15/42/1	17/22/1
Offensive Plays	70	62
Total Offense	386	421
Fumbles/Lost	1/0	1/1
Penalties/Yards	5/40	5/45
Punts/Average	3/51.3	3/49.0
Third-Down Conv.	1 of 12	6 of 10
Time of Possession	26:54	33:06

INDIVIDUAL STATISTICS

RUSHING (ATT.-YD.-TD)

UK - Rose 9-105, Bowden 3-37, Smoke 10-25-1, Team 1-(-)-5, Smith 5-(-)-8  
MS - Shrader 11-125, Hill 26-120-3, Dear 1-0

PASSING (COMP-ATT-INT-YARDS-TD)

UK - Smith 15-41-1-232-0; Bowden 0-1-0-0-0  
MS - Shrader 17-22-1-180-0

RECEIVING (REC-YARDS-TD)

UK - Bowden 7-129, Ali 5-61, Upshaw 1-19, Wagner 1-15, Thomas 1-8  
MS - Mitchell 4-36, Green 3-20, Zuber 3-16, Thomas 2-46, Dear 2-28, Payton 2-14, Williams 1-20

TACKLES

UK - Echols 10, Square 9, Corker 7  
MS - Morgan 9, Landrews 7, Thompson 7





# 2019 GAME NOTES

# 5

## SOUTH CAROLINA 24 , KENTUCKY 7

SEPT. 28, 2019 • COLUMBIA, S.C.  
WILLIAMS-BRICE STADIUM (80,828)



Christopher Rodriguez Jr. rushed for a career-high 65 yards and his first career touchdown, but Kentucky lost at South Carolina 24-7 at Williams-Brice Stadium.

Kentucky had its struggles on offense all night. Other than Rodriguez, one of the bright spots was Lynn Bowden Jr. who was seemingly all over the field. Bowden had six carries for 44 yards, caught three passes for 18 yards, completed both of his passes for seven yards and returned three kickoffs for 84 yards in the game.

On defense, Jamar Watson led the way with a pair of sacks, while Yusuf Corker had nine tackles and Chris Oats had eight.

South Carolina took the opening kickoff and marched 75 yards in 11 plays, culminating with a Tavien Feaster two-yard touchdown rush. Parker White added the point after and the Gamecocks grabbed a 7-0 lead with 11:09 remaining in the first period.

Kentucky got a first down on its first possession before Sawyer Smith was intercepted near midfield. But the Cats' defense held, forcing a punt. Kentucky punted on its next possession, but the Cats got a break when the punt hit a South Carolina player and was recovered by Brett Slusher at the Gamecock 39. However, the Cats could not convert, giving the ball back to South Carolina.

The teams would then exchange punts near the end of the first quarter, which would end with South Carolina leading 7-0.

Early in the second quarter, South Carolina drove deep into Kentucky territory, but the UK defense stood tall again, forcing a 26-yard field goal that White converted, giving the Gamecocks a 10-0 lead with 11:43 left in the first half. Neither team would score for the rest of the half, and South Carolina took a 10-point lead into the break.

Kentucky received the second-half kickoff, but the Cats turned the ball over, and South Carolina struck immediately, with a 30-yard touchdown rush from Rico Dowdle. The PAT gave the Gamecocks a 17-0 lead with 13:59 left in the third quarter. The Gamecocks added a fourth-quarter touchdown to lead 24-0 before Rodriguez's late touchdown got the Cats on the board.

### SCORING SUMMARY

Kentucky	0	0	3	7	-	7
South Carolina	7	3	7	7	-	24

- 1st 11:09 SC - Tavien Feaster 2 yd run (Parker White kick), 11-75 3:51 0 - 7
- 2nd 11:43 SC - Parker White 26 yd field goal, 10-62 4:39 0 - 10
- 3rd 13:59 SC - Rico Dowdle 30 yd run (Parker White kick), 1-30 0:07 0 - 17
- 4th 07:48 SC - Tavien Feaster 19 yd run (Parker White kick), 7-85 3:30 0 - 24
- 02:32 UK - Chris Rodriguez 2 yd run (Matt Ruffolo kick), 5-84 2:00 7 - 24

### TEAM STATISTICS

	UK	SC
First Downs	9	21
Rush Att./Net Rush	28/115	46/247
Passing C/A/I	13/34/1	15/27/0
Offensive Plays	62	73
Total Offense	212	387
Fumbles/Lost	2/1	2/1
Penalties/Yards	4/20	5/40
Punts/Average	9/51.1	9/51.2
Third-Down Conv.	2 of 15	5 of 15
Time of Possession	26:10	33:50

### INDIVIDUAL STATISTICS

#### RUSHING (ATT.-YD.-TD)

UK - Rodriguez 6-65-1, Bowden 6-44, Rose 10-33, Smoke 2-7, Smith 4-(-34)  
SC - Feaster 15-107-2, Dowdle 15-102-1, Denson 10-41, Hlilinski 5-(-1)

#### PASSING (COMP-ATT-INT-YARDS-TD)

UK - Smith 11-32-1-90-0, Bowden 2-2-0-7-0  
SC - Kilinski 15-27-0-140-0

#### RECEIVING (REC-YARDS-TD)

UK - Ali 30-18, Bowden 30-18, Wagner 2-35, Dailey 2-8, Rose 1-11, Rigg 1-5, Thomas 3-8  
SC - Edwards 6-37, Smith 2-30, Dawkins 2-19, Feaster 2-12, Dowdle 1-23, Vann 1-15, Legette 1-4


#### TACKLES

UK - Corker 9, Oats 8, Taylor 7, Carter 6  
SC - Jones 7, Mukuamu 6, Three with 5

# 6

## KENTUCKY 24, ARKANSAS 20

OCT. 12, 2019 • LEXINGTON, KY.  
KROGER FIELD ( 57,060)



Lynn Bowden Jr. accounted for three touchdowns in his first start at quarterback, including the go-ahead 24-yard scoring run with 6:53 remaining, to rally Kentucky past Arkansas 24-20 to end a three-game losing streak.

Emotions ran high for the entirety of Jared Lorenzen Day at Kroger Field. Lorenzen's family and teammates were on the field for a pregame ceremony and Wilson led the crowd in 22 seconds of noise in lieu of a moment of silence. The evening ended just as Lorenzen would have wanted: with a dramatic 24-20 win over Arkansas in comeback fashion on the strength of a total team effort.

The Wildcats' top receiver took first-team snaps during the bye while banged-up Sawyer Smith recovered and was announced as the starter before the game. Trailing 13-0, the junior led Kentucky back from a sluggish offensive start with a 3-yard run late in the first half before eventually seizing the lead with a 10-yard TD pass to Clevan Thomas late in the third.

Bowden then directed a 75-yard drive ending with his second TD run and sealed the close victory with a 51-yard run in the final minutes. He finished with a career-best 196 yards rushing on 24 carries and completed 7 of 11 passes for 78 yards.

A.J. Rose added 90 yards rushing on 16 carries as the Wildcats outrushed the Razorbacks (2-4, 0-3) 330-183 and outgained them 418-305 overall.

Rakeem Boyd rushed for 134 yards and two touchdowns, including a 74-yard TD run on the game's second play, as Arkansas took a 13-0 lead. His 2-yard TD put the Razorbacks ahead 20-17 but they ended up losing their 14th consecutive SEC game and third close contest in a row.

"Well, really proud that we got win for in Jared's memory and for his family," Stoops said. "And proud of our team by the way they played and hopefully they kept him in the back of their mind because that's how Jared played. He really laid it on the line for his team each and every week and I was proud of our group tonight in his memory."

### SCORING SUMMARY

Arkansas	7	6	0	7	-	20
Kentucky	0	7	10	24	-	24

- 1st 14:18 AR - Rakeem Boyd 74 yd run (Connor Limpert kick), 2-75 0:42 7 - 0
- 2nd 14:57 AR - Connor Limpert 28 yd field goal, 8-22 1:50 10 - 0
- 05:48 AR - Connor Limpert 44 yd field goal, 10-45 3:58 13 - 0
- 00:55 UK - Lynn Bowden 3 yd run (Matt Ruffolo kick), 10-75 4:53 13 - 7
- 3rd 09:02 UK - Matt Ruffolo 50 yd field goal, 13-45 5:52 13 - 10
- 01:50 UK - Clevan Thomas 10 yd pass from Lynn Bowden (Matt Ruffolo kick), 6-48 3:16 13 - 17
- 4th 10:35 AR - Rakeem Boyd 2 yd run (Connor Limpert kick), 3-29 0:52 20 - 17
- 06:53 UK - Lynn Bowden 24 yd run (Matt Ruffolo kick), 6-75 3:42 20 - 24

### TEAM STATISTICS

	ARK	UK
First Downs	16	21
Rush Att./Net Rush	30/183	54/330
Passing C/A/I	12/27/0	8/12/0
Offensive Plays	57	66
Total Offense	305	418
Fumbles/Lost	1/0	2/1
Penalties/Yards	5/39	7/44
Punts/Average	4/44.2	3/44.3
Third-Down Conv.	6 of 13	7 of 14
Time of Possession	22:49	37:11

### INDIVIDUAL STATISTICS

#### RUSHING (ATT.-YD.-TD)

ARK - Boyd 15-134-2, Whaley 9-42, Burk 1-11, Starkel 1-(-9)  
UK - Bowden 24-196-2, Rose 16-90, Smoke 11-45, Hayes 1-2

#### PASSING (COMP-ATT-INT-YARDS-TD)

ARK - Starkel 7-19-0-41-0, Hicks 5-8-0-81-0  
UK - Bowden 7-11-0-78-1, Rose 1-1-0-10-0

#### RECEIVING (REC-YARDS-TD)

ARK - O'Grady 4-44, Woods, 3-18, Burks 2-25, Knox 2-24, Morris 1-11  
UK - Rigg 2-43, Ali 2-13, Thomas 2-10-1, Dailey 1-14, Oliver 1-8

#### TACKLES

ARK - Foucha 11, Harris 10, Pool 10  
UK - Corker 9, Square 5, Daniel 5, Mosely 5, Griffin 4



7

NO. 10 GEORGIA 21 , KENTUCKY 0

OCT. 19, 2019 • ATHENS, GA.  
SANFORD STADIUM (92,746)



Playing in a downpour that created a slick playing surface, Kentucky fell to No. 10 Georgia 21-0 at Sanford Stadium.

Lynn Bowden Jr. rushed for 99 yards in the slippery conditions, while Asim Rose rushed for 37 yards. Bowden, playing quarterback once again in place of the injured Sawyer Smith, completed just two passes in the game for 15 yards through the air.

The Kentucky defense more than held its own against the powerful Georgia offense. The Bulldogs had just 270 yards of total offense in the game, including just 35 yards passing. Yusuf Corker led the Cats with 11 tackles, while DeAndre Square had nine and Chris Oats, playing for the injured Kash Daniel, had seven stops.

Kentucky was shut out for the first time since Nov. 12, 2012, a stretch of 83 games in which the Cats had scored.

The teams were unable to mount much offense in the first quarter. Each team had three possessions in the period, with each possession ending with a punt.

After each team punted to start the second quarter, Georgia had possession and elected to go for it on fourth down and one from the 50 yard line. But the Kentucky defense stood tall, forcing a turnover on downs and giving the Cats the ball in good field position. But Kentucky was unable to convert, and the Cats punted once again.

The teams would go scoreless in the first half, with neither team seriously threatening to score. Georgia had six first downs in the first half to Kentucky's two. The Bulldogs out-gained the Cats 123-52 in total yards in the first half, with all of Kentucky's yards coming on the ground.

Kentucky took the second half kickoff and immediately marched into Georgia territory, largely on the legs of Bowden. The Cats got inside the Georgia 30, but were stifled by a key holding penalty on a third down and were forced to punt.

After the teams exchanged punts again, Georgia broke the scoring drought with a 39-yard rushing touchdown from D'Andre Swift. Rodrigo Blankenship added the PAT to give the Bulldogs a 7-0 lead with 6:20 remaining in the third quarter.

On its next possession, facing a third down and four, Bowden fumbled and Georgia took over at the Kentucky 31. And once again, the Bulldogs took advantage, as Brien Herrien scored on an eight-yard run. Blankenship's PAT was good, and Georgia led 14-0 with 1:54 left in the third period.

On the ensuing kickoff, Kentucky got a 58-yard kickoff return from Zach Johnson, giving the Cats the ball at the Georgia 40. The Cats would drive into the Georgia red zone as the third quarter came to a close. But as the final stanza began, Kentucky was not able to convert on fourth and goal from the eight yard line as Bowden's pass intended for Josh Ali was incomplete.

UGA added another Swift touchdown later in the fourth quarter to close the scoring.

SCORING SUMMARY

Kentucky	0	0	0	0	-	0
Georgia	0	0	14	7	-	21

3rd 06:20 UGA - D'Andre Swift 39 yd run (Rodrigo Blankenship kick), 1-39 0:11 0 - 7  
01:54 UGA - Brian Herrien 8 yd run (Rodrigo Blankenship kick), 5-31 2:36 0 - 14  
4th 06:24 UGA - D'Andre Swift 3 yd run (Rodrigo Blankenship kick), 13-92 8:18 0 - 21

TEAM STATISTICS

	UK	UGA
First Downs	9	14
Rush Att./Net Rush	35/160	43/235
Passing C/A/I	2/16/0	9/12/0
Offensive Plays	51	55
Total Offense	177	270
Fumbles/Lost	0/0	1/1
Penalties/Yards	7/60	4/33
Punts/Average	7/40.1	6/52.8
Third-Down Conv.	3 of 13	3 of 12
Time of Possession	26:32	33:28

INDIVIDUAL STATISTICS

RUSHING (ATT.-YD.-TD)

UK - Bowden 17-99, Rose 9-37, Rodriguez 6-19, Smoke 1-5  
UGA - Swift 21-179-2, Herrien 13-60-1, White 1-3, Fromm 5-2

PASSING (COMP-ATT-INT-YARDS-TD)

UK - Bowden 2-15-0-17-0, Ali 0-1-0-0-0  
UGA - Fromm 9-12-0-35-0

RECEIVING (REC-YARDS-TD)

UK - Oliver 1-9, Thomas 1-88  
UGA - Pickens 4-35, Cook 2-3, Herrien 1-3, Robertson 1-1

TACKLES

UK - Corker 11, Square 9, Oats 7  
UGA - Dean 6, Walker 6, LeCounte 6 Crowder 2

8

KENTUCKY 29, MISSOURI

OCT. 19, 2019 • ATHENS, GA.  
SANFORD STADIUM (92,746)



Lynn Bowden Jr. is hard to stop on a dry turf. He proved to be even harder to slow down in a steady downpour.

The Kentucky junior converted quarterback rushed for 204 yards and two touchdowns to lead the Wildcats to a 29-7 win over Missouri.

The two teams combined for seven fumbles and four lost miscues in a steady rain that didn't seem to bother Bowden. Going into the second bye week of the season, the Wildcats moved within two wins of bowl eligibility with four games remaining. Kentucky has won five straight over the Tigers.

Making his third consecutive start in the absence of injured starter Sawyer Smith, Bowden was nearly unstoppable. Sparked by Bowden, the Wildcats rushed for 297 yards. Bowden has rushed for 499 yards and four touchdowns since taking over as the team's starting quarterback.

Bowden threw a career-best 44-yard strike to Bryce Oliver that led to a 1-yard touchdown run by Kavosiey Smoke, giving the Wildcats a 6-0 lead. Bowden also contributed to the drive with an 18-yard run.

Smith replaced Bowden for three plays in the second quarter, but returned and rushed for a first down on a fourth-down play that led to a 20-yard score by A.J. Rose. On the next series, Bowden ripped off a 46-yard run that led to a 43-yard field goal by Chance Poore for a 15-0 lead.

A Missouri fumble resulted in a 10-yard touchdown run by Bowden with 10 seconds remaining in the first half, giving the Wildcats a 22-0 advantage at the break.

Clemson transfer Kelly Bryant threw for 130 yards, including a 74-yard touchdown pass to Tyler Badie to open the second half for Missouri (5-3, 2-2). Backup quarterback Taylor Powell replaced Bryant in the third quarter and threw for 34 yards.

SCORING SUMMARY

Missouri	0	0	7	0	-	7
Kentucky	0	22	0	7	-	29

2nd 12:27 UK - Kavosiey Smoke 1 yd run (Matt Ruffolo kick failed), 7-86 3:38 0 - 6  
06:03 UK - Asim Rose 20 yd run (Matt Ruffolo kick failed), 7-45 4:05 0 - 12  
00:44 UK - Chance Poore 43 yd field goal, 7-55 3:44 0 - 15  
00:10 UK - Lynn Bowden 10 yd run (Chance Poore kick), 1-20 0:12 0 - 22  
3rd 12:40 MU - Badie, Tyler 74 yd pass from Bryant, Kelly (McCann, Tucker kick), 3-72 0:45 7 - 22  
4th 11:25 UK - Lynn Bowden 33 yd run (Chance Poore kick), 9-83 4:24 7 - 29

TEAM STATISTICS

	MU	UK
First Downs	14	15
Rush Att./Net Rush	24/125	48/297
Passing C/A/I	14/29/0	4/8/0
Offensive Plays	63	56
Total Offense	289	360
Fumbles/Lost	5/2	2/2
Penalties/Yards	8/75	4/48
Punts/Average	6/43.7	5/52.4
Third-Down Conv.	4 of 14	3 of 12
Time of Possession	26:41	33:19

INDIVIDUAL STATISTICS

RUSHING (ATT.-YD.-TD)

UK - Bowden 21-204-2, Rose 15-51-1, Duffy 1-26, Rodriguez 6-13, Smoke 3-8-1, Thomas 2-(-)5  
MU - Rountree 15-58, Badie 6-31, Downing 4-27, Powell 1-13, Bryant 8-(-)4

PASSING (COMP-ATT-INT-YARDS-TD)

UK - Bowden 3-7-0-54-0, Smith 1-1-0-9-0  
MU - Bryan 10-19-0-130-1, Powell 4-10-0-34-0

RECEIVING (REC-YARDS-TD)

UK - Oliver 1-44, Thomas 1-9, Ali 1-9, Wagner 1-1  
MU - Nance 3-23, Downing 3-11, Badie 2-82-1, Scott 2-7, Gicino 1-7, Johnson 1-10, Knox 1-8, Rountree 1-6

TACKLES

UK - Oats 8, Square 7, Corker 6  
MU - Bolton 12, Elliott 6, Oliver 6, Nicholson 6





# 2019 GAME NOTES

# 9

## TENNESSEE 17, KENTUCKY 13

NOV. 9, 2019 • LEXINGTON, KY.  
KROGER FIELD (56,760)



Lynn Bowden Jr. rushed for 114 yards, but the Kentucky quarterback was stopped on a fourth-and-goal inside the final two minutes of the game as Kentucky fell to Tennessee 17-13 at Kroger Field.

Christopher Rodriguez Jr. had a career-high 81 yards rushing, as the Cats ran for 302 yards in the game. But the Cats could not get much done through the air, as Bowden completed just four passes for 25 yards. Conversely, Tennessee had 213 yards passing and just 83 yards on the ground.

Kentucky took the opening kickoff and marched down the field on the legs of Bowden and Asim Rose. The Cats used 17 plays to cover 75 yards, eventually punching it in on a two-yard rush from Rose to break the ice. Chance Poore's extra point was good, and the Cats grabbed a 7-0 lead with 4:42 left in the first quarter. On the drive, Bowden carried seven times for 42 yards, while Rose rushed six times for 12 yards. The drive took 10:18, which was the longest drive for UK all season.

UT's first possession was a three-and-out, then on fourth down, UT punter Paxton Brooks dropped the snap and eventually had his punt blocked by UK's Josh Paschal. Kentucky's Drew Schlegel recovered, and the Cats were again in business.

UK took over on the Tennessee 24, and needed only two plays to score again. This time, it was Kavosiey Smoke rushing it in from 22 yards out to extend the lead. Poore's PAT was blocked and the Cats held a 13-0 advantage with 2:28 left in the first period.

Tennessee got on the board in the second quarter after an 11-play, 71-yard drive, culminating with a 26-yard field goal from Brent Cimaglia, cutting the UK lead to 13-3 with 9:19 left in the first half. Neither team would score for the remainder of the half and the Cats would take a 13-3 lead into the break.

In the second half, Tennessee took the opening kickoff and, as Kentucky did in the first half, marched 75 yards for a touchdown. For the Vols, it was backup quarterback Jarrett Guarantano connecting with Marquee Calloway on a 17-yard touchdown pass with 12:03 left in the third quarter. Cimaglia's PAT was good and Kentucky's lead was cut to 13-10.

After UK was forced to punt on its next possession, the Vols put together another scoring drive, this one covering 68 yards in seven plays and ending with a 12-yard touchdown pass from Guarantano to Josh Palmer. Cimaglia's point after was good, and the Vols led 17-13 with 6:28 to play in the third quarter. That would be the score after three periods.

Midway through the fourth quarter, Tennessee had possession near midfield when Kentucky's Marquan McCall recovered a Tennessee fumble at the UT 45. From there, the Cats drove inside the UT 10, eventually getting to the UT one yard line. But on third down, Rodriguez rushed for a one-yard loss. Then on fourth down, Bowden ran around right end but was held out of the end zone, and UT took over at the two yard line with 1:17 left. From there, the Vols would run out the clock.

### SCORING SUMMARY

Tennessee	0	3	14	0	-	17
Kentucky	13	0	0	0	-	13

- 1st 04:42 UK - A.J. Rose 2 yd run (Chance Poore kick), 17-75 10:18 0 - 7
- 02:28 UK - Kavosiey Smoke 22 yd run (Chance Poore kick blockd), 2-24 0:46 0 - 13
- 2nd 09:19 UT - Cimaglia,B. 26 yd field goal, 11-71 4:53 3 - 13
- 3rd 12:03 UT - Callaway,M. 17 yd pass from Guarantano,J. (Cimaglia,B. kick), 7-75 2:57 10 - 13
- 06:28 UT - Palmer,J. 12 yd pass from Guarantano,J. (Cimaglia,B. kick), 7-68 3:26 17 - 13

### TEAM STATISTICS

	UT	UK
First Downs	13	21
Rush Att./Net Rush	21/83	64/302
Passing C/A/I	14/25/0	4/7/1
Offensive Plays	46	71
Total Offense	296	327
Fumbles/Lost	4/1	0/0
Penalties/Yards	6/56	4/29
Punts/Average	4/35.2	3/46.3
Third-Down Conv.	5 of 11	7 of 15
Time of Possession	18:23	41:37

### INDIVIDUAL STATISTICS

#### RUSHING (ATT.-YD.-TD)

UK - Bowden 26-114, Rodriguez 12-81, Smoke 8-58-1, Rose 16-44-1, Ali 1-3, Smith 1-2  
UT - Guarantano 6-30, Chandler 7-28, Maurer 3-18, Jordan 3-9, Gray 1-0

#### PASSING (COMP-ATT-INT-YARDS-TD)

UK - Bowden 4-7-1-25-0  
UT - Maurer 7-16-0-98-0, Guarantano 7-8-0-115-2, Jennings 0-1-0-0-0

#### RECEIVING (REC-YARDS-TD)

UK - Ali 1-12, Thomas 1-8, Rigg 1-5, Rose 1-0  
UT - Callaway 4-103-1, Palmer 4-55-1, Jennings 3-49, Wood-Anderson 1-6, Keyton 1-3, Chandler 1(-3)

#### TACKLES

UK - Griffin 4, Brown 3, Daniel 3, Taylor 3, Echols 3  
UT - Bituli 19, Warrior 8, To'o To'o 8

# 10

## KENTUCKY 38, VANDERBILT 14

NOV. 16, 2019 • NASHVILLE, TENN.  
VANDERBILT STADIUM (23,288)



Kentucky rushed for a season-high 401 yards and kept its bowl hopes alive with a 38-14 win over Vanderbilt.

Lynn Bowden Jr. and Christopher Rodriguez Jr. both rushed for over 100 yards for the Wildcats.

Rodriguez led the way, rushing for 129 yards and two touchdowns against the Commodores. Bowden, in his fifth game at quarterback since moving over from wide receiver, added 110 yards rushing and one TD.

Kavosiey Smoke rushed for 95 yards and one TD for the Wildcats in a matchup.

The Wildcats scored 35 consecutive points after falling behind by 11 points early in the game.

It was the largest margin of victory in the series since 2001.

Kentucky rambled for 529 yards in total offense and nearly doubled Vanderbilt in time of possession.

VU scored two touchdowns in 45 seconds to take a 14-3 lead in the first quarter.

Ke'Shawn Vaughn scored on a 5-yard run with 5:21 left in the first quarter and two plays from scrimmage later cornerback Allan George raced to the end zone on a 67-yard fumble return to extend the Commodores' early lead.

### SCORING SUMMARY

Kentucky	3	21	14	0	-	38
Vanderbilt	14	0	0	0	-	14

- 1st 09:48 UK - Chance Poore 32 yd field goal, 5-30 2:48
- 05:21 VANDY - Ke'Shawn Vaughn 5 yd run (Ryley Guay kick), 8-75 4:27
- 04:36 VANDY - Allan George 67 yd fumble recovery (Ryley Guay kick)
- 2nd 14:14 UK - Kavosiey Smoke 3 yd run (Chance Poore kick), 11-75 5:22
- 08:07 UK - Chris Rodriguez 22 yd run (Chance Poore kick), 9-82 4:20
- 00:11 UK - Josh Ali 14 yd pass from Lynn Bowden (Chance Poore kick), 13-75 6:55
- 3rd 11:54 UK - Lynn Bowden 2 yd run (Chance Poore kick), 6-75 3:06
- 03:51 UK - Chris Rodriguez 27 yd run (Chance Poore kick), 11-72 6:52

### TEAM STATISTICS

	UK	VANDY
First Downs	30	14
Rush Att./Net Rush	57/401	25/140
Passing C/A/I	15/11/0	24/11/1
Offensive Plays	72	49
Total Offense	528	230
Fumbles/Lost	2/1	2/0
Penalties/Yards	11/91	5/42
Punts/Average	1/35.0	3/38.7
Third-Down Conv.	8 of 11	3 of 9
Time of Possession	38:39	21:21

### INDIVIDUAL STATISTICS

#### RUSHING (ATT.-YD.-TD)

UK - Rodriguez 15-129-2, Bowden 17-110-1, Smoke 15-95-1, Rose 4-67, Wood 2-12, Tisdale 1(-3), Smith 1(-8)  
Vandy - Vaughn 12-58-1, Brooks 6-51, Neal 4-25, Lipscomb 1-22, Pryor 1-4

#### PASSING (COMP-ATT-INT-YARDS-TD)

UK - Bowden 8-10-0-104-1, Smith 2-4-0-16-0, Wood 1-1-0-7-0  
Vandy - Neal 10-19-1-74-0, Walters 0-4-0-0-0, Johnson 1-1-0-16-0

#### RECEIVING (REC-YARDS-TD)

UK - Ali 3-27-1, Thomas 2-45, Oliver 2-18, Smoke 1-28, Upshaw 1-8, Hayes 1-5, Wagner 1(-40)  
Vandy - Lipscomb 4-12, Vaughn 3-25, Bresnahan 2-32, Johnson 2-21

#### TACKLES

UK - Davis 6, Weaver 5, Ajian 3, Square 3, Griffin 3  
Vandy - Moore 13, Harris 7, Odeyingbo 6





2019 GAME-BY-GAME STATISTICS

Game	Score	First Downs	Time of Possession	Rushing (No-Yds-TD)	Passing (Cmp-Att-Int-Yds-TD)	Total Offense (Plays-Yds-TD)	3rd Down Conversions	Fumbles-Lost
KENTUCKY	38	20	30:45	39-176-3	19-26-0-246-2	65-422-5	3-of-11	4-2
vs. Toledo	24	15	29:15	39-181-3	11-25-1-166-0	64-347-3	7-of-16	1-1
KENTUCKY	38	26	33:01	39-239-3	20-36-0-222-2	75-461-5	9-of-14	2-1
vs. Eastern Michigan	17	24	26:59	22-49-0	34-53-2-337-2	75-386-2	6-of-14	1-0
KENTUCKY	21	26	34:55	41-140-1	23-35-3-267-2	76-407-3	8-of-15	1-1
vs. Florida	29	21	25:05	27-138-3	21-30-1-300-1	57-438-4	4-of-8	1-1
KENTUCKY	13	21	26:54	28-154-1	15-42-1-232-0	70-386-1	1-of-12	1-0
at Mississippi State	28	22	33:06	40-241-3	17-22-1-180-0	62-421-3	6-of-10	1-1
KENTUCKY	7	9	26:10	28-115-1	13-34-1-97-0	62-212-1	0-of-2	2-1
at South Carolina	23	21	33:50	46-247-3	15-27-0-140-0	73-387-3	0-of-0	2-1
KENTUCKY	24	21	35:05	54-330-2	8-12-0-88-1	66-418-3	7-of-14	2-1
vs. Arkansas	20	16	22:49	30-183-2	12-27-0-122-0	57-305-2	6-of-13	1-0
KENTUCKY	0	9	26:32	35-160-0	2-16-0-17-0	51-177-0	3-of-13	2-1
at Georgia	21	14	33:28	43-235-3	9-12-0-35-0	55-270-3	3-of-12	1-0
KENTUCKY	29	15	33:19	48-297-4	4-8-0-63-0	56-360-4	3-of-12	2-2
vs. Missouri	7	14	26:41	34-125-0	14-29-0-164-1	63-289-1	4-of-14	5-2
KENTUCKY	13	21	41:37	64-302-2	4-7-1-25-0	71-327-2	7-of-15	0-0
vs. Tennessee	17	13	18:23	21-83-0	14-25-0-213-2	46-296-2	5-of-11	4-1
KENTUCKY	38	30	38:39	57-401-4	11-15-0-127-1	72-528-5	8-of-11	2-1
at Vanderbilt	14	13	21:21	25-108-1	11-24-1-90-0	49-198-2	2-of-9	2-0
KENTUCKY								
vs. UT Martin								
KENTUCKY								
vs. Louisville								

GAME-BY GAME RUSHING

(No-Yds-TD)	Bowden	Rodriguez	Rose	Smoke	S. Smith	Tisdale	Wilson
vs. Toledo	0-0-0	5-34-0	16-64-1	7-78-1	0-0-0	0-0-0	9-1-0
vs. EMU	2-17-0	0-0-0	17-82-1	11-92-1	1-5-0	0-0-0	8-43-1
vs. Florida	2-1-0	0-0-0	14-46-0	16-81-0	9-12-1	0-0-0	0-0-0
at Miss. State	3-37-0	0-0-0	9-105-0	10-25-1	5-(-8)-0	0-0-0	0-0-0
at South Carolina	6-44-0	6-65-1	10-33-0	2-7-0	4-(-34)-0	0-0-0	0-0-0
vs. Arkansas	24-196-2	0-0-0	16-90-0	11-45-0	0-0-0	0-0-0	0-0-0
at Georgia	17-99-0	6-19-0	9-37-0	1-5-0	0-0-0	0-0-0	0-0-0
vs. Missouri	24-204-2	6-13-0	15-51-1	3-8-1	0-0-0	0-0-0	0-0-0
vs. Tennessee	26-114-0	12-81-0	16-44-1	8-58-1	1-2-0	0-0-0	0-0-0
at Vanderbilt	17-110-1	15-129-2	4-67-0	15-95-1	0-0-0	0-0-0	0-0-0
vs. UT Martin							
vs. Louisville							

GAME-BY GAME RECEIVING

(Rec-Yds-TD)	Ali	Bowden	Dailey Jr.	Hayes	Oliver	Rigg	Rose	Rodriguez	Schlegel	Smoke	Thomas Jr.	Upshaw	Wagner
vs. Toledo	1-2-1	6-77-0	2-31-0	0-0-0	1-32-1	0-0-1	3-26-0	1-2-0	0-0-0	0-0-0	0-0-0	2-19-0	3-57-0
vs. EMU	1-11-0	7-54-1	1-14-0	0-0-0	0-0-0	1-9-0	4-12-0	0-0-0	0-0-0	0-0-0	0-0-0	2-19-0	3-71-1
vs. Florida	2-28-0	7-70-0	1-8-0	0-0-0	0-0-0	5-50-0	2-18-0	0-0-0	1-12-0	1-(-2)-0	0-0-0	1-13-1	3-70-1
at Miss. State	5-61-0	7-129-0	0-0-0	0-0-0	0-0-0	0-0-0	0-0-0	0-0-0	0-0-0	0-0-0	1-8-0	1-10-0	1-15-0
at South Carolina	3-18-0	3-18-0	2-8-0	0-0-0	0-0-0	1-5-0	1-11-0	0-0-0	0-0-0	0-0-0	1-2-0	0-0-0	2-35-0
vs. Arkansas	2-13-0	0-0-0	1-14-0	0-0-0	1-8-0	2-43-0	0-0-0	0-0-0	0-0-0	0-0-0	2-10-1	0-0-0	0-0-0
at Georgia	0-0-0	0-0-0	0-0-0	0-0-0	1-9-0	0-0-0	0-0-0	0-0-0	0-0-0	0-0-0	1-8-0	0-0-0	0-0-0
vs. Missouri	1-9-0	0-0-0	0-0-0	0-0-0	1-44-0	0-0-0	0-0-0	0-0-0	0-0-0	0-0-0	1-9-0	0-0-0	1-1-0
vs. Tennessee	1-12-0	0-0-0	0-0-0	0-0-0	0-0-0	1-5-0	1-0-0	0-0-0	0-0-0	0-0-0	1-8-0	0-0-0	0-0-0
at Vanderbilt	3-27-1	0-0-0	0-0-0	1-5-0	2-18-0	0-0-0	0-0-0	0-0-0	0-0-0	1-28-0	2-45-0	1-8-0	1-(-4)-0
vs. UT Martin													
vs. Louisville													





# 2019 GAME NOTES

## GAME-BY-GAME PASSING

(Cmp-Att-Int-Yds-TD)	S. Smith	Wilson	Bowden	Wood
vs. Toledo	0-0-0-0-0	19-26-0-246-2	0-0-0-0-0	0-0-0-0-0
vs. EMU	5-9-0-76-2	14-26-0-114-0	1-1-0-32-0	0-0-0-0-0
vs. Florida	23-35-3-267-2	0-0-0-0-0	0-0-0-0-0	0-0-0-0-0
at Miss. State	15-41-1-232-0	0-0-0-0-0	0-1-0-0-0	0-0-0-0-0
at South Carolina	11-32-1-90-0	0-0-0-0-0	2-2-0-7-0	0-0-0-0-0
vs. Arkansas	0-0-0-0-0	0-0-0-0-0	7-11-0-78-1	0-0-0-0-0
at Georgia	0-0-0-0-0	0-0-0-0-0	2-15-0-17-0	0-0-0-0-0
vs. Missouri	1-1-0-9-0	0-0-0-0-0	3-7-0-54-0	0-0-0-0-0
vs. Tennessee	0-0-0-0-0	0-0-0-0-0	4-7-1-25-0	0-0-0-0-0
at Vanderbilt	2-4-0-16-0	0-0-0-0-0	8-10-0-104-1	1-1-0-7-0
vs. UT Martin				
vs. Louisville				

## GAME-BY-GAME PUNTING

(No-Yds-Avg-LG-In20)	Duffy
vs. Toledo	6-324-54.0-61-2
vs. EMU	3-130-43.3-56-3
vs. Florida	2-109-54.5-63-2
at Miss. State	3-154-51.3-56-1
at South Carolina	9-460-51.1-62-4
vs. Arkansas	3-133-44.3-54-2
at Georgia	7-281-40.1-69-4
vs. Missouri	5-262-52.4-70-3
vs. Tennessee	3-139-46.3-55-0
at Vanderbilt	1-35-35.0-35-0
vs. UT Martin	
vs. Louisville	

## GAME-BY-GAME FIELD GOALS

FG Made (Miss)	Poore	Ruffolo
vs. Toledo	46	-
vs. EMU	40 (49)	-
vs. Florida	(35)	-
at Miss. State	40 (47)(26)	29
at South Carolina	-	-
vs. Arkansas	-	(47) 50
at Georgia	-	-
vs. Missouri	43	-
vs. Tennessee	-	-
at Vanderbilt	32	-
vs. UT Martin		
vs. Louisville		

## GAME-BY-GAME DEFENSIVE LINE (Tackles-Tackles-For-Loss-Sacks)

Game	Abadi-Fitz.	Bohanna	Carter	Hawkins	Looney	McCall	Taylor Jr.	Paschal	Wright
vs. Toledo	1-0-0	2-0-0	2-1-1	0-0-0	1-0-0	2-0-0	3-1-1	4-1-1	6-1-0
vs. EMU	0-0-0	1-0-0	2-1-0	0-0-0	1-0-0	2-0-0	0-0-0	5-2-0	2-1-1
vs. Florida	0-0-0	1-0-0	1-0-0	0-0-0	1-1-1	1-1-0	5-1-0	1-0-0	1-0-0
at Miss. State	0-0-0	4-0-0	1-0-0	0-0-0	2-0-0	2-0-0	1-0-0	4-1-0	0-0-0
at S. Carolina	1-0-0	2-0-0	6-1-0	0-0-0	0-0-0	1-0-0	7-1-1	3-0-0	1-0-0
vs. Arkansas	1-0-0	2-1-1	1-0-0	0-0-0	0-0-0	2-0-0	1-1-1	2-1-0	2-0-0
at Georgia	0-0-0	1-0-0	1-0-0	0-0-0	1-0-0	2-0-0	4-0-0	4-0-0	1-0-0
vs. Missouri	0-0-0	1-1-0	3-0-0	0-0-0	1-0-0	0-0-0	3-2-2	3-1-1	2-1-1
vs. Tennessee	0-0-0	2-0-0	1-0-0	0-0-0	0-0-0	0-0-0	3-1-1	2-0-0	0-0-0
at Vanderbilt	0-0-0	0-0-0	1-0-0	1-1-0	1-0-0	1-0-0	1-0-0	1-0-0	0-0-0
vs. UT Martin									
vs. Louisville									

## GAME-BY-GAME LINEBACKERS (Tackles-Tackles-For-Loss-Sacks-Pass Breakups)

Game	Daniel	Casey	Davis	Oats	Square	Watson	Weaver
vs. Toledo	11-0-0-0	1-0-0-0	8-1.5-1-0	0-0-0-0	3-0-0-0	6-0-0-1	0-0-0-0
vs. EMU	5-0-0-0	0-0-0-0	0-0-0-0	1-0-0-0	5-0-0-0	1-0-0-0	0-0-0-0
vs. Florida	10-1-0-1	0-0-0-0	0-0-0-0	0-0-0-0	6-0-0-0	3-1-0-0	0-0-0-0
at Miss. State	5-0-0-0	0-0-0-0	0-0-0-0	5-0-0-0	9-1.5-1-0	5-0.5-0-0	0-0-0-0
at S. Carolina	4-0-0-2	0-0-0-0	0-0-0-0	8-0-0-0	4-0-0-1	4-2-2-0	0-0-0-0
vs. Arkansas	5-2-0-0	0-0-0-0	0-0-0-0	1-0-0-0	5-0-0-0	2-1-1-0	0-0-0-0
at Georgia	3-0-0-0	0-0-0-0	2-0-0-0	7-0.5-0-0	9-1-0-0	4-0.5-0-0	0-0-0-0
vs. Missouri	0-0-0-0	0-0-0-0	3-0-0-0	8-0-0-0	7-0-0-0	1-0-0-0	1-0-0-1
vs. Tennessee	3-0-0-0	0-0-0-0	1-0-0-0	0-0-0-1	2-0-0-0	1-1-0-0	0-0-0-0
at Vanderbilt	2-0-0	0-0-0-0	6-0-0-0	2-0-0-0	3-0-0-0	1-0-0-0	5-1-0-0
vs. UT Martin							
vs. Louisville							

## GAME-BY-GAME DEFENSIVE BACKS (Tackles-Pass Breakups-Int.)

Game	Ajian	Brown	Corker	Devonshire Jr.	Dodson	Dort	Echols	Griffin	Garner	Mosely
vs. Toledo	0-0-0	2-0-0	7-0-0	0-0-0	1-0-0	0-0-0	1-3-0	6-0-0	0-0-0	0-0-0
vs. EMU	3-0-0	3-0-0	7-0-0	2-1-0	1-0-0	2-1-0	7-0-0	1-2-1	1-0-0	0-0-0
vs. Florida	2-0-1	3-0-0	1-0-0	0-0-0	1-0-0	0-0-0	7-0-0	1-0-0	0-0-0	0-0-0
at Miss. State	2-1-0	2-0-0	7-2-0	0-0-0	0-0-0	1-0-0	10-0-0	0-0-0	0-0-0	4-0-1
at S. Carolina	3-0-0	0-0-0	9-0-0	0-0-0	0-0-0	2-0-0	4-1-0	0-0-0	0-0-0	4-1-0
vs. Arkansas	0-0-0	1-2-0	9-1-0	0-0-0	0-0-0	1-0-0	2-2-0	4-0-0	0-0-0	5-0-0
at Georgia	0-0-0	4-0-0	11-0-0	0-0-0	0-0-0	2-0-0	3-1-0	0-0-0	0-0-0	0-0-0
vs. Missouri	2-0-0	2-0-0	0-0-0	0-0-0	0-0-0	3-0-0	4-0-0	1-0-0	6-0-0	1-1-0
vs. Tennessee	0-0-0	3-1-0	1-1-0	0-0-0	0-0-0	0-0-0	3-1-0	4-0-0	0-0-0	1-1-0
at Vanderbilt	3-0-0	2-0-0	2-0-1	0-0-0	0-0-0	1-2-0	1-0-0	3-0-0	0-0-0	1-0-0
vs. UT Martin										
vs. Louisville										



2019 MISCELLANEOUS STATISTICS

**TURNOVERS**

Opponent	FORCED BY KENTUCKY					FORCED BY OPPONENT			
	Fum	Int	Tot	Margin	UK Pts Off	Fum	Int	Tot	Opp Pts Off
vs. Toledo	1	0	1	-2	10	2	1	3	10
vs. Eastern Michigan	0	2	2	+1	3	1	0	1	0
vs. Florida	1	1	2	-2	7	1	3	4	16
at Miss. State	1	1	2	+1	7	0	1	1	7
at South Carolina	2	0	2	-1	0	2	1	3	7
vs. Arkansas	0	0	0	-1	0	1	0	1	3
at Georgia	0	0	0	-1	0	1	0	1	7
vs. Missouri	2	0	2	0	0	2	0	2	0
vs. Tennessee	1	0	1	0	0	0	1	1	0
at Vanderbilt	0	1	1	0	7	1	0	1	7
vs. UT Martin									
vs. Louisville									
<b>TOTALS</b>	<b>8</b>	<b>5</b>	<b>13</b>	<b>-5</b>	<b>34</b>	<b>11</b>	<b>7</b>	<b>18</b>	<b>57</b>

**KENTUCKY BIG PLAYS**

Opponent	RUSHING					PASSING				SPECIAL TEAMS	
	15+	20+	30+	40+	50+	20+	30+	40+	50+	Block	Return for TD
vs. Toledo	3	3	1	1	0	4	3	1	0	0	0
vs. Eastern Michigan	5	2	1	0	0	1	1	0	0	0	0
vs. Florida	3	2	0	0	0	5	0	0	0	0	0
at Miss. State	4	2	1	0	0	5	2	0	0	0	0
at South Carolina	3	3	1	1	0	1	0	0	0	0	0
vs. Arkansas	7	5	1	1	1	1	1	0	0	0	0
at Georgia	2	1	0	0	0	0	0	0	0	0	0
vs. Missouri	5	4	3	1	0	1	1	1	0	0	0
vs. Tennessee	5	4	0	0	0	0	0	0	0	0	0
at Vanderbilt	7	5	1	1	0	2	1	1	0	0	0
vs. UT Martin											
vs. Louisville											
<b>TOTALS</b>	<b>44</b>	<b>31</b>	<b>9</b>	<b>5</b>	<b>1</b>	<b>20</b>	<b>9</b>	<b>3</b>	<b>0</b>	<b>0</b>	<b>0</b>

**OPPONENT BIG PLAYS**

Opponent	RUSHING					PASSING				SPECIAL TEAMS	
	15+	20+	30+	40+	50+	20+	30+	40+	50+	Block	Return for TD
vs. Toledo	3	1	0	0	0	3	1	0	0	0	0
vs. Eastern Michigan	1	0	0	0	0	4	1	0	0	0	0
vs. Florida	1	1	1	1	1	5	3	0	0	0	0
at Miss. State	3	2	2	1	0	4	0	0	0	0	0
at South Carolina	5	2	0	0	0	2	0	0	0	0	0
vs. Arkansas	2	2	1	1	1	1	0	0	0	0	0
at Georgia	3	3	1	0	0	1	0	0	0	0	0
vs. Missouri	1	0	0	0	0	1	1	1	1	0	0
vs. Tennessee	1	0	0	0	0	4	3	0	0	0	0
at Vanderbilt	1	1	0	0	0	1	0	0	0	0	0
vs. UT Martin											
vs. Louisville											
<b>TOTALS</b>	<b>21</b>	<b>12</b>	<b>5</b>	<b>3</b>	<b>2</b>	<b>26</b>	<b>9</b>	<b>1</b>	<b>1</b>	<b>0</b>	<b>0</b>

**DRIVE CHART STATISTICS**

Opponent	No.	KENTUCKY			OPPONENT			
		Avg Plays	Avg Yds	Avg Time	For TD	Avg Plays	Avg Yds	Avg Time
vs. Toledo	15	4.3	28.1	2:03	5	6.8	69.0	2:48
vs. Eastern Michigan	11	6.8	41.9	3:00	5	7.2	64.6	3:02
vs. Florida	11	6.9	37	3:10	3	9.6	69.3	5:04
at Miss. State	10	7	38.6	2:69	1	11.0	80.0	3:40
at South Carolina	15	4.1	14.1	1:44	1	5.0	84.0	2:00
vs. Arkansas	10	6.6	41.8	3:30	3	7.3	66	3:57
at Georgia	11	4.6	16.1	2:24	0	0	0	0
vs. Missouri	12	4.6	30	2:46	4	6	58.5	2:04
vs. Tennessee	9	7.8	36.3	4:30	2	9.5	11	5:30
at Vanderbilt	10	7.2	52.8	3:51	5	11.0	75.8	5:19
vs. UT Martin								
vs. Louisville								



2019 EXPLOSIVE PLAYS

**RUNS 15+**

Bowden, 15 yards  
 Bowden, 17 yards  
 Bowden, 20 yards  
 Bowden, 26 yards  
 Bowden, 17 yards  
 Bowden, 22 yards  
 Bowden, 24 yards\*  
 Bowden, 51 yards  
 Bowden, 15 yards  
 Bowden, 21 yards  
 Bowden, 18 yards  
 Bowden, 46 yards  
 Bowden, 34 yards  
 Bowden, 33 yards\*  
 Bowden, 21 yards  
 Bowden, 17 yards  
*(16 rush for 397 yards, 24.8 avg., 2 TD)*  
 Duffy, 26 yards  
*(1 rush for 26 yards, 26 avg., 0 TD)*  
 Rodriguez, 21 yards  
 Rodriguez, 44 yards  
 Rodriguez, 18 yards  
 Rodriguez, 23 yards  
 Rodriguez, 22 yards\*  
 Rodriguez, 27 yards\*  
*(6 rush for 155 yards, 25.8 avg., 2 TD)*  
 Rose, 21 yards  
 Rose, 31 yards  
 Rose, 25 yards  
 Rose, 20 yards  
 Rose, 27 yards  
 Rose, 15 yards  
 Rose, 20 yards  
 Rose, 26 yards  
 Rose, 24 yards  
 Rose, 49 yards  
*(10 rush for 255 yards, 25.5 avg., 0 TD)*  
 Smoke, 21 yards  
 Smoke, 40 yards\*  
 Smoke, 32 yards\*  
 Smoke, 21 yards  
 Smoke, 25 yards  
 Smoke, 22 yards\*  
 Smoke, 21 yards  
 Smoke, 18 yards  
*(8 rush for 200 yards, 25.0 avg., 3 TD)*  
 Wilson, 15 yards  
 Wilson, 19 yards  
*(2 rush for 34 yards, 17.0 avg., 0 TD)*  
**Total: 43 rush for 1067 yards, 24.8 avg, 7 TD**

**RECEIVING 20+**

Ali, 20 yards  
 Ali, 20 yards  
*(2 rec. for 40 yards, 20 avg., 0 TD)*  
 Bowden, 29 yards  
 Bowden, 30 yards  
 Bowden, 21 yards  
 Bowden, 30 yards  
 Bowden, 21 yards  
 Bowden, 39 yards  
 Bowden, 20 yards  
*(7 rec. for 190 yards, 27.14 avg., 0 TD)*  
 Oliver, 32 yards\*  
 Oliver, 44 yards  
*(2 rec. for 76 yards, 38.0 avg., 1 TD)*  
 Rigg, 23 yards

Rigg, 31 yards  
*(2 rec. for 54 yards, 27.0 avg., 0 TD)*  
 Smoke, 28 yards  
*(1 rec. for 28 yards, 28.0 avg., 0 TD)*  
 Thomas, 40 yards  
*(1 rec. for 40 yards, 40.0 avg., 0 TD)*  
 Wagner, 40 yards  
 Wagner, 54 yards\*  
 Wagner, 23 yards  
 Wagner, 26 yards\*  
 Wagner, 21 yards  
 Wager, 26 yards  
*(6 rec. for 190 yards, 31.6 avg., 2 TD)*  
 Wilson, 32 yards  
*(1 rec. for 32 yards, 32.0 avg., 0 TD)*  
**Total: 22 rec. for 650 yards, 29.5 avg., 3 TD)**

**KICK RETURNS 30+**

Z. Johnson, 58 yards  
*(1 return for 58 yards, 58.0 avg., 0 TD)*  
**Total: 1 return for 58 yards, 58.0 avg, 0 TD**

**PUNT RETURNS 20+**

Bowden, 29 yards  
 Bowden, 37 yards  
 Bowden, 20 yards  
*(3 ret. for 86 yards, 28.6 avg., 0 TD)*  
**Total: 3 return for 86 yards, 28.6 avg., 0 TD**

**DEFENSIVE RETURNS 20+**

Ajian, 22 yards  
*(1 ret., 22 yards, 22.0 avg., 0 TD)*  
**Total: 1 returns for 22 yards, 22.0 avg., 0 TD**

**Total: 70 plays for 1883 yards, 26.9 avg., 10 TD**

\* denotes a touchdown scoring play

**UK LONG PLAYS (20+) BY THE NUMBERS**

20+ Plays By Yards	No.	TD
100+	0	0
90-99	0	0
80-89	0	0
70-79	0	0
60-69	0	0
50-59	2	1
40-49	7	1
30-39	12	3
20-29	38	5
<b>TOTAL</b>	<b>59</b>	<b>10</b>

20+ Plays By Type	No.	TD
Rushing	32	7
Passing	22	3
Punt returns	3	0
Kick returns (30+)	1	0
Interceptions	1	0
Fumble returns	0	0
<b>TOTAL</b>	<b>59</b>	<b>10</b>

**OPPONENT BIG PLAYS**

**Total:**  
 Run (15+) 24 for 650 yds  
 Receiving (20+) 27 for 724 yds  
 Kick Returns (30+) 1 for 37 yds  
 Punt Returns (20+) 1 for 26 yds  
 Defensive Returns (20+) 1 for 52 yds  
**TOTAL: 54 for 1489 yards (27.5 avg.)**





2019 SCORING DRIVE ANALYSIS

GAME-BY-GAME SCORING DRIVES

Table with columns: Game, Plays/Yards, Time (Poss.), Qtr./Clock, Res., Scoring Play. Lists game-by-game scoring drive details for various opponents.

GAME OPENING DRIVES

Table with columns: Game, KENTUCKY (Res/Pts, Yds), OPPONENT (Res/Pts, Yds). Shows opening drive statistics for each game.

2ND HALF OPENING DRIVES

Table with columns: Game, KENTUCKY (Res/Pts, Yds), OPPONENT (Res/Pts, Yds). Shows 2nd half opening drive statistics for each game.

GAME-BY-GAME TD DRIVES

Table with columns: Yds, TD, Drive, Poss. Time, TDs, Plays, TDs. Shows TD drive statistics by yardage and time period.

DRIVE ANALYSIS

Table with columns: Game, Total Drive, TD, FG, MFG, P, TO, 4DN. Shows drive analysis statistics for each game.





UK Athletics Comm./PR  
Susan Lax

## WEEKLY MEDIA SCHEDULE - WEEK 13 - UT MARTIN GAME

859.608.5019  
slax0@uky.edu

Monday - 18	Tuesday - 19	Wednesday - 20	Thursday - 21	Friday - 22	Saturday - 23	Sunday - 24
Stoops news conference - Noon ET Live on UKAthletics.com	Interview request deadline 5 p.m., OC Eddie Gran, select players  Mark Stoops Call-In Show: 6-7 p.m. ET	Stoops - SEC Teleconference <u>12:40 p.m. ET</u> Interview request deadline 5 p.m., DC Brad White, select players	Coach Stoops Post-Practice Time 5:00	No availability  Travel to Nashville	UT Martin at UK 3:30 p.m. ET Kroger Field SEC Network	No availability

### QUICK FACTS

Location: Lexington, Ky.  
Founded: 1865  
Enrollment: 30,277  
Nickname: Wildcats  
Colors: Blue (PMS 286) and White  
Conference: Southeastern (Eastern Division)  
Stadium: Kroger Field (61,000)  
President: Dr. Eli Capilouto  
Athletics Director: Mitch Barnhart  
Faculty Representative: Joseph L. Fink III

### COACHING STAFF

#### Assistant Coaches:

**Steve Clinkscale**, defensive backs  
**Eddie Gran**, assistant head coach offense/running backs  
**Darin Hinshaw**, co-offensive coordinator, QBs  
**Dean Hood**, special teams coordinator, safeties  
**Derrick LeBlanc**, defensive line  
**Vince Marrow**, associate head coach, tight ends, recruiting coordinator  
**John Schlarman**, offensive line  
**Michael Smith**, wide receivers  
**Jon Sumrall**, inside linebackers  
**Brad White**, defensive coordinator/outside linebackers

#### Quality Control:

Louie Matsakis  
Mark Perry  
Joe Scola  
Josh Estes-Waugh  
Walt Wells

#### Graduate Assistants:

Brayden Berezowitz (defense)  
Cameron Davis (defense)  
Evan McKissack (offense)  
Maxwell Smith (offense)  
Bryan Berezowitz (student assistant)

### FOOTBALL ATHLETICS COMMUNICATIONS AND PUBLIC RELATIONS STAFF DIRECTORY

#### Assistant AD/Athletics Communications and PR/ Stoops Contact

Tony Neely - 859-576-9943 (cell)  
tneely@uky.edu

#### Associate Athletics Communications and PR Director/Football Contact

Susan Lax - 859-608-5019 (cell)  
slax0@uky.edu

#### Assistant Athletics Communications and PR Director/Secondary Football Contact

Matt May - 859-806-7463 (cell)  
matt.may@uky.edu

#### Associate Athletics Communications and PR Director/Credentials and Press Box Coordinator

Evan Crane - 859-257-8431  
wesley.crane@uky.edu

#### Office Coordinator

Stephanie Guy - 859-257-3838  
stephanie.guy@uky.edu

### MEDIA INFORMATION

Media credentials for the 2019 University of Kentucky football home schedule should be requested online at [www.sportssystem.com/kentucky](http://www.sportssystem.com/kentucky).

Credentials should be requested by the sports editor/director of the media entity. All of the credential requests from a media outlet should go on one credential form. If you have any questions, please contact Evan Crane at 859-257-3838.

Credentials for UK away games should be requested through the home team credential system.

#### HOW TO GET WIFI AT KROGER FIELD

Wireless internet availability has changed across campus at all UK Athletics sporting events. A username and password is required to log onto our athletics media wifi. In order to acquire a username and password we must have your correct email address and cell phone number **when you request credentials**. PLEASE do not just upload generic emails for all your attendees in sportssystem.com. In order to acquire a username and password we must have you or your attendees correct email address and cell phone number.

If you have not received an email from UKY IT Administration by Friday morning of game week with log in information, please email Stephanie.Guy@uky.edu.

#### UK WEBSITE -- UKATHLETICS.COM

Visit the official University of Kentucky Athletics website at UKAthletics.com. The official Southeastern Conference website is [secsports.com](http://secsports.com).

#### UK WEEKLY NEWS CONFERENCE

Every Monday head coach Mark Stoops will host a news conference/luncheon in the Kroger Field Media Room inside Gate 1. Lunch will be served at 11:15 a.m. in the recruiting room by Gate 14 with Coach Stoops talking at noon in the media room. The news conference is streamed live on UKAthletics.com and on the official Facebook page of Kentucky football.

UK game notes and an updated depth chart will be released at approximately 11 a.m. ET on Monday. A video link and transcript of the news conference will be emailed on Monday afternoons.

#### SEC HEAD COACHES' TELECONFERENCE

The SEC head coaches' teleconference is on Wednesdays from 11 a.m. to 1 p.m. ET. Coach Mark Stoops' time slot is 12:40 p.m. The call-in number is 877-381-5694. A passcode will be issued each week by the SEC office (205-458-3010).

#### INTERVIEWS AT PRACTICE

Interviews will be conducted at the Joe Craft Football Training Center or by telephone at the conclusion of each practice on Tuesdays (offensive coaches and players) and Wednesdays (defensive coaches and players/special teams). Contact Susan Lax for assistance.

#### COLLEGEPRESSBOX.COM

Collegepressbox.com is the official media website for Division I football. Access and download weekly game notes, quotes, statistics, media guides, headshots, logos and more for each conference and its member schools. Register for access at [collegepressbox.com/register](http://collegepressbox.com/register).

#### THE UK HEALTHCARE MARK STOOPS SHOW

Coach Mark Stoops will return to the airwaves for his weekly call-in show on Monday from 6-7 p.m. The UK HealthCare Mark Stoops Show is hosted by The Voice of the Wildcats, Tom Leach. Fans will have the opportunity to ask questions of Coach Stoops by tweeting to @UKSportsNetwork or by calling 1-800-606-GAME (4263) or 859-280-2287 (CATS).

The show airs in Lexington on 630 WLAP, online at UKAthletics.com and on UK Sports Network affiliates throughout Kentucky. A live video stream of the show will be available on UKAthletics.com as well as on the Official Kentucky Football Facebook page.



ALPHABETICAL ROSTER

- 94 Abule Abadi-Fitzgerald, DT, So-Sq, Lakeland, Fla.
23 Tyrell Ajian, S, So-1L, Mansfield, Ohio
84 B.J. Alexander, WR, Fr-RS, Miami Gardens, Fla.
6 Josh Ali, WR, Jr-2L, Hollywood, Fla.
38 Sam Babbush, K, Fr-HS, Beachwood, Ohio
39 Elijah Barnett, OLB, Sr-Sq, Lexington, Ky.
63 Alex Bascom, DE, Fr-HS, Louisville, Ky.
64 Richard Bascom, DE, Fr-HS, Louisville, Ky.
80 Brenden Bates, TE, Fr-RS, Cincinnati, Ohio
37 Tyler Beisner, WR, So-Sq, Goshen, Ky.
42 Marquez Bembrly, OLB, So-JC, Stone Mountain, Ga.
24 Zac Berezowitz, S, So-Sq, Lexington, Ky.
53 Blake Best, LS, 6-1, Duluth, Ga.
95 Quinton Bohanna, NG, Jr-2L, Cordova, Tenn.
1 Lynn Bowden Jr., WR, Jr-2L, Youngstown, Ohio
32 Jamari Brown, DB, Fr-RS, Sunrise, Fla.
74 Ryan Bryant, OG, Fr-HS, Ashland, Ky.
95 Lance Butler, K, Fr-HS, Paducah, Ky.
98 Cavon Butler, DL, Fr-HS, Toledo, Ohio
72 Sawyer Carrier, C, Fr-HS, Stanford, Ky.
90 T.J. Carter, DE, Sr-3L, Mableton, Ga.
6 Jared Casey, OLB, Fr-HS, Louisville, Ky.
29 Yusuf Corker, S, So-1L, McDonough, Ga.
62 Tyler Couch, OL, So-Sq, Paintsville, Ky.
75 Eli Cox, OL, Fr-HS, Nicholasville, Ky.
82 Tae Tae Crumes, WR, Fr-HS, Louisville, Ky.
89 Allen Dailey Jr., WR, So-1L, Pinson, Ala.
56 Kash Daniel, LB, Sr-3L, Paintsville, Ky.
44 Jamin Davis, LB, So-1L, Ludowici, Ga.
51 Cade Degraw, LS, Fr-HS, Lake Cormorant, Miss.
11 Patrick Delahunty, QB, Fr-HS, Cleveland, Ohio
36 M.J. Devonshire Jr., CB, Fr-HS Aliquippa, Pa.
30 Taj Dodson, DB, Fr-HS, Union City, Ga.
27 Cedrick Dort Jr., DB, So-1L, Palm Beach Gardens, Fla.
61 Austin Dotson, OT, So-1L, Belfry, Ky.
11 Moses Douglass, DB, Fr-HS, Springfield, Ohio
30 Ben Drake, DB, Fr-HS, Charlottesville, Va.
93 Max Duffy, P, Jr-1L, Perth, Australia
26 Brandin Echols, DB, Jr-JC, Southaven, Miss.
31 Darren Edmond, WR, So-Sq, Norman, Okla.
46 Braxton Eiserman, LB, Fr-HS, Jackson, Ky.
81 Isaiah Epps, WR, Jr-2L, Jenks, Okla.
79 Luke Fortner, OT, Jr-2L, Sylvania, Ohio
34 Jalen Geiger, DB, Fr-HS, Columbia, S.C.
96 Isaiah Gibson, DL, Fr-HS, Springfield, Ohio
13 Amani Gilmore, QB, Fr-HS, Amite, La.
94 Colin Goodfellow, P, Jr-Sq, Cleveland, Ohio
19 Jed Green, FS, Fr-HS, Lexington, Ky.
3 Jordan Griffin, S, Sr-3L, Riverdale, Ga.
45 Manny Harper, WR, So-Sq, Louisville, Ky.
86 DeMarcus Harris, WR, Fr-HS Vero Beach, Fla.
69 Collin Hartmann, DE, So-Sq, Somerset, Ky.
55 Davoan Hawkins, DL, Fr-RS, Lauderhill, Fla.
19 Akeem Hayes, WR, Fr-RS, Hollywood, Fla.
36 Patrick Henschen, TE, Jr-Sq, Newport, Ky.
40 Jackson High, LB, Jr-Sq, Union, Ky.
68 Kenneth Horsey, OL, Fr-RS, Sanford, Fla.
92 Phil Hoskins, DL, Sr-2L, Toledo, Ohio
52 Drake Jackson, C, Jr-2L, Versailles, Ky.
29 Wesley Johnson, WR, Sr-Tr, Louisville, Ky.
28 Zach Johnson, S, Sr-2L, Cincinnati, Ohio

NUMERICAL ROSTER

- 1 Lynn Bowden Jr. WR 6-1 206 Jr-2L Youngstown, Ohio (Warren Harding)
2 Kelvin Joseph CB 6-1 195 So-Tr Baton Rouge, La. (LSU/Scotlandville Magnet)
3\* Jordan Griffin S 6-0 194 Sr-3L Riverdale, Ga. (Jonesboro)
3\* Terry Wilson QB 6-3 208 Jr-1L Oklahoma City, Okla. (Garden City CC/Oregon/Del City)
4 Joshua Paschal OLB 6-3 284 So-2L Prince George's County, Md. (Our Lady of Good Counsel)
5 Xavier Peters OLB 6-4 235 Fr-Tr Middletown, Ohio (Florida State/Lakota West)
6\* Josh Ali WR 6-0 193 Jr-2L Hollywood, Fla. (Chaminade-Madonna)
6\* Jared Casey OLB 6-3 224 Fr-HS Louisville, Ky. (Ballard)
9 Davonte Robinson S 6-2 194 Jr-2L Lexington, Ky. (Henry Clay)
10 Asim "A.J." Rose Jr. RB 6-1 218 Jr-2L Cleveland, Ohio (Garfield Heights)
11\* Patrick Delahunty QB 6-0 192 Fr-HS Cleveland, Ohio (St. Ignatius)
11\* Moses Douglass DB 6-2 205 Fr-HS Springfield, Ohio (Springfield)
12\* Chance Poore K 6-2 223 Fr-RS Anderson, S.C. (Westside)
12\* Sawyer Smith QB 6-3 219 Jr-Tr Cantonment, Fla. (Troy/Tate)
13 Amani Gilmore QB 6-2 202 Fr-HS Amite, La. (Amite)
14 Ahmad Wagner WR 6-5 237 Sr-1L Huber Heights, Ohio (Iowa/Wayne)
15\* Kolbe Langhi QB 6-4 234 So-Sq Hopkinsville, Ky. (Christian County)
15\* Jordan Wright OLB 6-5 238 So-1L Fort Lauderdale, Fla. (Dillard)
16 Nik Scalzo QB 6-0 180 Fr-HS Fort Lauderdale, Fla. (Cardinal Gibbons)
17\* DeAndre Square LB 6-1 217 So-1L Detroit, Mich. (Cass Tech)
17\* Walker Wood QB 6-0 191 So-Sq Lexington, Ky. (Lafayette)
18 Clevan Thomas Jr. WR 5-11 213 So-1L Miami, Fla. (Charles W. Flanagan)
19\* Jed Green FS 5-10 180 Fr-HS Lexington, Ky. (Lexington Christian)
19\* Akeem Hayes WR 5-8 158 Fr-RS Hollywood, Fla. (Chaminade-Madonna)
20 Kavosiey Smoke RB 5-9 220 Fr-RS Wetumpka, Ala. (Wetumpka)
21\* Quandre Mosely DB 6-2 193 Jr-JC Brunswick, Ga. (Eastern Arizona CC/Glynn Academy)
21\* Keegan Sullivan QB 6-2 173 Fr-HS Louisville, Ky. (St. Xavier)
22 Chris Oats LB 6-3 231 So-1L Cincinnati, Ohio (Winton Woods)
23 Tyrell Ajian S 6-0 195 So-1L Mansfield, Ohio (Madison Comprehensive)
24\* Zac Berezowitz S 5-11 175 So-Sq Lexington, Ky. (Henry Clay)
24\* Chris Rodriguez Jr. RB 5-11 224 Fr-RS McDonough, Ga. (Ola)
25 Brett Slusher WR 6-2 200 Sr-1L Fort Mitchell, Ky. (Beechwood)
26 Brandin Echols DB 5-11 178 Jr-JC Southaven, Miss.
27 Cedrick Dort Jr. DB 5-11 182 So-1L (Northwest Mississippi CC/Southaven)
28\* Zach Johnson S 5-10 191 Sr-2L Palm Beach Gardens, Fla. (Dwyer)
28\* Chance Martin WR 5-11 161 Fr-HS Cincinnati, Ohio (Colerain)
29\* Yusuf Corker S 6-0 195 So-1L Ruskin, Fla. (Lennard)
29\* Wesley Johnson WR 6-1 206 Sr-Tr McDonough, Ga. (Woodland)
30\* Taj Dodson DB 6-1 192 Fr-HS Louisville, Ky./Rollins College/North Oldham)
30\* Ben Drake DB 6-1 175 Fr-HS Union City, Ga. (Creekside)
31\* Darren Edmond WR 5-11 192 So-Sq Charlottesville, Va. (Monticello)
31\* Jamar "Boogie" Watson OLB 6-3 242 Jr-2L Norman, Okla. (Paul Laurence Dunbar - KY)
32\* Jamari Brown DB 6-1 196 Fr-RS Forestville, Md. (Bishop McNamara)
32\* Tyler Markray RB 5-10 226 Fr-RS Sunrise, Fla. (Blanche Ely)
33\* Jaylen Scott DB 5-10 194 Jr-Sq West Bloomfield, Mich. (Walled Lake Central)
33\* Travis Tisdale RB 5-9 174 Fr-HS Clarksville, Tenn. (Kenwood/ASA College Miami)
34\* Jalen Geiger DB 6-1 188 Fr-HS Andrews, S.C. (Lowndes (Ga.))
34\* Micah White WR 6-3 180 Fr-HS Columbia, S.C. (Spring Valley)
36\* M.J. Devonshire Jr. CB 5-11 175 Fr-HS Johns Creek, Ga. (Milton)
36\* Patrick Henschen TE 6-6 232 Jr-Sq Aliquippa, Pa. (Aliquippa)
37 Tyler Beisner WR 5-9 149 So-Sq Newport, Ky. (Newport Central Catholic)
38\* Sam Babbush K 5-10 150 Fr-HS Goshen, Ky. (North Oldham)
38\* William Nalty LB 6-0 221 Jr-Sq Beachwood, Ohio (Beachwood)
39\* Elijah Barnett OLB 6-3 234 Sr-Sq Metairie, La. (Metairie Park Country Day)
39\* Dillon Wheatley FB 6-1 205 So-Tr Lexington, Ky. (Henry Clay)
40 Jackson High LB 5-11 242 Jr-Sq Richmond, Ky. (Pikeville/Lexington Christian)
42 Marquez Bembrly OLB 6-3 233 So-JC Union, Ky. (Ryle)
44 Jamin Davis LB 6-4 228 So-1L Stone Mountain, Ga.
45\* Manny Harper WR 5-8 186 So-Sq (Jones County JC/Mount Vernon Presbyterian)
45\* J.J. Weaver OLB 6-5 234 Fr-HS Ludowici, Ga. (Long County)
46\* Braxton Eiserman LB 6-1 238 Fr-HS Louisville, Ky. (Waggener)
46\* Drew Schlegel FB 5-11 223 Sr-1L Jackson, Ky. (Breathitt County)
47 K.D. McDaniel OLB 6-2 227 Fr-HS Parker, Colo. (Regis Jesuit)
48\* Jack Varga FB 5-11 235 Fr-HS Tifton, Ga. (Tift County)
48\* Tra Wilkins LB 6-0 219 Fr-HS Louisville, Ky. (St. Xavier)
Lithonia, Ga. (Stephenson)



2 Kelvin Joseph, CB, So-Tr, Baton Rouge, La.  
 58 Alex King, OLB, So-1L, Mason, Ohio  
 70 Darian Kinnard, OL, So-1L, Knoxville, Tenn.  
 15 Kolbe Langhi, QB 6-4, 234, So-Sq, Hopkinsville, Ky.  
 49 Shawn Lawson, DE, So-Sq, Jonesboro, Ga.  
 78 Nick Lewis, OT, Fr-RS, Jacksonville, Fla.  
 97 Ben Logsdon, K, Sr-Tr, Louisville, Ky.  
 59 Kordell Looney, DT, Jr-2L, Springfield, Ohio  
 93 Qua Mahone, DL, Fr-RS, Jordan City, Ga.  
 32 Tyler Markray, RB, Fr-RS, West Bloomfield, Mich.  
 28 Chance Martin, WR, Fr-HS, Ruskin, Fla.  
 50 Marquan McCall, DL, So-1L, Detroit, Mich.  
 47 K.D. McDaniel, OLB, Fr-HS, Tifton, Ga.  
 86 Grant McKinniss, P, Sr-2L, Findlay, Ohio  
 54 Jordan Morrow, LS, Fr-HS, Louisville, Ky.  
 21 Quandre Mosely, DB, Jr-JC, Brunswick, Ga.  
 38 William Nalty, LB, Jr-Sq, Metairie, La.  
 73 Matthew Napier, OT, So-Sq, Nicholasville, Ky.  
 22 Chris Oats, LB, So-1L, Cincinnati, Ohio  
 87 Nik Ognenovic, TE, Fr-HS, Fort Lauderdale, Fla.  
 85 Bryce Oliver, WR, Fr-RS, Fort Lauderdale, Fla.  
 4 Joshua Paschal, OLB, So-2L, Prince George's County, Md.  
 5 Xavier Peters, OLB, Fr-Tr, Middletown, Ohio  
 12 Chance Poore, K, Fr-RS, Anderson, S.C.  
 76 Jake Pope, OT, Fr-HS, Fort Lauderdale, Fla.  
 83 Justin Rigg, TE, Jr-2L, Springboro, Ohio  
 9 Davonte Robinson, S, Jr-2L, Lexington, Ky.  
 24 Christopher Rodriguez Jr., RB, Fr-RS, McDonough, Ga.  
 10 "A.J." Rose Jr., RB, Jr-2L, Cleveland, Ohio  
 96 Matt Ruffolo, K, Jr-Sq, Centerville, Ohio  
 16 Nik Scalzo, QB, Fr-HS, Fort Lauderdale, Fla.  
 46 Drew Schlegel, TE/FB, Sr-1L, Parker, Colo.  
 46 Jaylen Scott, DB, Jr-Sq, Clarksville, Tenn.  
 25 Brett Slusher, WR, Sr-1L, Fort Mitchell, Ky.  
 12 Sawyer Smith, QB, Jr-Tr, Cantonment, Fla.  
 20 Kavosiey Smoke, RB, Fr-RS, Wetumpka, Ala.  
 17 DeAndre Square, LB, So-1L, Detroit, Mich.  
 71 Logan Stenberg, OG, Sr-3L, Madison, Ala.  
 21 Keegan Sullivan, QB, Fr-HS, Louisville, Ky.  
 91 Calvin Taylor Jr., DE, Sr-2L, Augusta, Ga.  
 33 Travis Tisdale, RB, Fr-HS, Andrews, S.C.  
 18 Clevan Thomas Jr., WR, So-1L/Miami, Fla.  
 88 Keaton Upshaw, TE, Fr-RS, Lima, Ohio  
 48 Jack Varga, FB, Fr-HS, Louisville, Ky.  
 14 Ahmad Wagner, WR, Sr-1L, Huber Heights, Ohio  
 66 Naasir Watkins, OL, So-1L, Laurel, Md.  
 31 "Boogie" Watson, OLB, Jr-2L, Forestville, Md.  
 45 J.J. Weaver, OLB, Fr-HS, Louisville, Ky.  
 39 Dillon Wheatley, So-Tr, Richmond, Ky.  
 34 Micah White, WR, Fr-HS, Johns Creek, Ga.  
 48 Tra Wilkins, LB, Fr-HS, Lithonia, Ga.  
 60 Quintin Wilson, C, Fr-RS, Cincinnati, Ohio  
 3 Terry Wilson, QB, Jr-1L, Oklahoma City, Okla.  
 77 Mason Wolfe, OT, Sr-2L, Henderson, Ky.  
 17 Walker Wood, QB, So-Sq, Lexington, Ky.  
 15 Jordan Wright, OLB, So-1L, Fort Lauderdale, Fla.  
 67 Landon Young, OT, Jr-2L, Lexington, Ky.

49 Shawn Lawson DE 6-3 226 So-Sq  
 50 Marquan McCall DL 6-3 371 So-1L  
 51 Cade Degraw LS 5-11 209 Fr-HS  
 52 Drake Jackson C 6-2 312 Jr-2L  
 53 Blake Best LS 6-1 221 Sr-3L  
 54 Jordan Morrow LS 6-1 220 Fr-HS  
 55 Davoan Hawkins DL 6-2 293 Fr-RS  
 56 Kash Daniel LB 6-1 226 Sr-3L  
 58 Alex King OLB 6-3 249 So-1L  
 59 Kordell Looney DT 6-3 292 Jr-2L  
 60 Quintin Wilson C 6-1 302 Fr-RS  
 61 Austin Dotson OT 6-6 324 So-1L  
 62 Tyler Couch OL 6-1 276 So-Sq  
 63 Alex Bascom DE 6-5 260 Fr-HS  
 64 Richard Bascom DE 6-5 260 Fr-HS  
 66 Naasir Watkins OL 6-5 302 So-1L  
 67 Landon Young OT 6-7 321 Jr-2L  
 68 Kenneth Horsey OL 6-3 321 Fr-RS  
 69 Collin Hartmann DE 6-4 281 So-Sq  
 70 Darian Kinnard OL 6-5 325 So-1L  
 71 Logan Stenberg OG 6-6 321 Sr-3L  
 72 Sawyer Carrier C 6-5 250 Fr-HS  
 73 Matthew Napier OT 6-6 332 So-Sq  
 74 Ryan Bryant OG 6-5 285 Fr-HS  
 75 Eli Cox OL 6-4 308 Fr-HS  
 76 Jake Pope OT 6-7 293 Fr-HS  
 77 Mason Wolfe OT 6-6 323 Sr-2L  
 78 Nick Lewis OT 6-9 354 Fr-RS  
 79 Luke Fortner OT 6-6 305 Jr-2L  
 80 Brenden Bates TE 6-4 256 Fr-RS  
 81 Isaiah Epps WR 6-2 191 Jr-2L  
 82 Tae Tae Crumes WR 6-1 172 Fr-HS  
 83 Justin Rigg TE 6-6 263 Jr-2L  
 84 B.J. Alexander WR 6-3 192 Fr-RS  
 85 Bryce Oliver WR 6-1 208 Fr-RS  
 86\* DeMarcus Harris WR 6-1 176 Fr-HS  
 86\* Grant McKinniss P 6-1 192 Sr-2L  
 87 Nik Ognenovic TE 6-5 228 Fr-HS  
 88 Keaton Upshaw TE 6-6 255 Fr-RS  
 89 Allen Dailey Jr. WR 6-3 204 So-1L  
 90 T.J. Carter DE 6-4 287 Sr-3L  
 91 Calvin Taylor Jr. DE 6-9 311 Sr-2L  
 92 Phil Hoskins DL 6-5 310 Sr-2L  
 93\* Max Duffy P 6-1 194 Jr-1L  
 93\* Qua Mahone DL 6-3 300 Fr-RS  
 94\* Abule Abadi-Fitzgerald DT 6-6 290 So-Sq  
 94\* Colin Goodfellow P 6-2 223 Jr-Sq  
 95\* Quinton Bohanna NG 6-4 361 Jr-2L  
 95\* Lance Butler K 6-1 175 Fr-HS  
 96\* Isaiah Gibson DL 6-3 295 Fr-HS  
 96\* Matt Ruffolo K 5-11 213 Jr-Sq  
 97 Ben Logsdon K 6-4 186 Sr-Tr  
 98 Cavan Butler DL 6-3 304 Fr-HS

Jonesboro, Ga. (Jonesboro)  
 Detroit, Mich. (Oak Park)  
 Lake Cormorant, Miss. (Lake Cormorant)  
 Versailles, Ky. (Woodford County)  
 Duluth, Ga. (Peachtree Ridge)  
 Louisville, Ky. (St. Xavier HS)  
 Lauderhill, Fla. (Chaminade-Madonna)  
 Paintsville, Ky. (Paintsville)  
 Mason, Ohio (William Mason)  
 Springfield, Ohio (Springfield)  
 Cincinnati, Ohio (Turpin)  
 Belfry, Ky. (Belfry)  
 Paintsville, Ky. (Paintsville)  
 Louisville, Ky. (St. Xavier)  
 Louisville, Ky. (St. Xavier)  
 Laurel, Md. (Our Lady of Good Counsel)  
 Lexington, Ky. (Lafayette)  
 Sanford, Fla. (Sanford Seminolet)  
 Somerset, Ky. (Somerset)  
 Knoxville, Tenn. (St. Ignatius - Ohio)  
 Madison, Ala. (James Clemens)  
 Stanford, Ky. (Lincoln County)  
 Nicholasville, Ky. (East Jessamine)  
 Ashland, Ky. (Ashland Blazer)  
 Nicholasville, Ky. (West Jessamine)  
 Fort Lauderdale, Fla. (St. Thomas Aquinas)  
 Henderson, Ky. (Henderson County)  
 Jacksonville, Fla. (The Bolles School)  
 Sylvania, Ohio (Sylvania Northview)  
 Cincinnati, Ohio (Archbishop Moeller)  
 Jenks, Okla. (Jenks)  
 Louisville, Ky. (Butler)  
 Springboro, Ohio (Springboro)  
 Miami Gardens, Fla. (Chaminade-Madonna)  
 Fort Lauderdale, Fla. (Dillard)  
 Vero Beach, Fla. (Vero Beach)  
 Findlay, Ohio (Findlay)  
 Fort Lauderdale, Fla. (Cardinal Gibbons)  
 Lima, Ohio (Lima Senior)  
 Pinson, Ala. (Pinson Valley)  
 Mableton, Ga. (Whitefield Academy)  
 Augusta, Ga. (Augusta Christian)  
 Toledo, Ohio (Highland CC/Whitmer)  
 Perth, Australia (Curtin Univ./Kent Street)  
 Jordan City, Ga. (Manchester)  
 Lakeland, Fla. (Victory Christian Academy)  
 Cleveland, Ohio (St. Ignatius)  
 Cordova, Tenn. (Cordova)  
 Paducah, Ky. (Paducah Tilghman)  
 Springfield, Ohio (Springfield)  
 Centerville, Ohio (Archbishop Alter)  
 Louisville, Ky. (Centre/St. Xavier)  
 Toledo, Ohio (Whitmer)

**PRONUNCIATION GUIDE**

Abule (**ah-BOO-lay**) Abadi (**ah-BODY**) Fitzgerald  
 Tyrell Ajian (**a-jun**)  
 Zac Berezowitz: Berezowitz (**BREZ-o-wits**)  
 Lynn Bowden (**BO-den – long "o sound**)  
 Cavan Butler (**cuh-VON**)  
 Yusuf (**YOU-suf**) Corker  
 Jamin (**JAY-min**) Davis  
 Taj (**same as "Taj Mahal"**) Dodon  
 Jalen Geiger (**GI-ger**)  
 Davoan (**day-VEE-on**) Hawkins  
 Patrick Henschen (**HEN-chen**)

Kolbe (**kol-bee**) Langhi (**lang-EE**)  
 Qua (**quay**) Mahone  
 Quandre (**QUAN-dray**) Mosley  
 Nik Ognenovic (**Oh-GEN-oh-vick**)  
 Davonte (**da-VON-tay**) Robinson  
 Kavosiey (**kah-VAH-see-ay**) Smoke  
 Drew Schlegel (**SHLAY-gul**)  
 Clevan (**clee-VAN – like the van you drive**) Thomas  
 Naasir (**nah-SEER**) Watkins  
 Tra (**trey**) Wilkins





HEAD COACH MARK STOOPS / SEVENTH SEASON / IOWA, 1989

No. 1, Mark Stoops, Kentucky

*Kentucky might have gone bowling last year [2017], but absolutely no one outside of the biggest blue die-hards could've seen what was coming ... Stoops put together a masterpiece. Ten wins, a victory over Florida for the first time since 1986, a 46-point blowout over Louisville, and a Citrus Bowl win over Penn State – it was a special coaching job.*

So wrote Pete Fiutak of CollegeFootballNews.com, who put Mark Stoops atop his list of the nation's best coaching performances of the 2018 season.

Early on, one could sense that the '18 campaign could be special when Stoops' troops won at Florida -- the Wildcats' first victory over the Gators in 32 years -- resulting in UK being named the National Team of the Week by the Football Writers Association of America.

Kentucky went on to win five Southeastern Conference games, including a 28-7 win over No. 14-ranked Mississippi State and a miraculous comeback at Missouri, as Stoops posted UK's first winning SEC record in 41 years.

The regular season concluded with a 56-10 win at in-state rival Louisville, the largest margin of victory in the history of the Governor's Cup series.

A season that featured five victories considered upsets by the experts was fittingly finished with the finale -- a 27-24 triumph over favored, No. 12-ranked Penn State in the VRBO Citrus Bowl.

All totaled, the 10-3 record was Kentucky's best season since 1977 and only the third 10-win season in school history. UK was No. 11 in the final *USA Today* coaches' poll and No. 12 in the final Associated Press tabulation, the school's first appearance in the final rankings since 1984.

Stoops was well-recognized for Kentucky's breakthrough season. In addition to the No. 1 listing from CollegeFootballNews.com, he was named SEC Coach of the Year by the league coaches, Athlon Sports and The Associated Press. His name also appeared on watch lists for National Coach of the Year honors.

Stoops' individual accolades also extended to his players. Linebacker Josh Allen earned three National Defensive Player of the Year Awards and was a unanimous first-team All-American.







## STOOPS AND CO. MAKING A HIT IN RECRUITING

In six seasons at the helm of the Kentucky football program, head coach Mark Stoops and his staff have been making noise on the recruiting trail. Kentucky's seven classes under Stoops have ranked in the top 50 by all four major recruiting services. Below is a look at UK's recruiting success under Stoops and Co.

Outlet	2013	2014	2015	2016	2017	2018	2019
Rivals	#29	#17	#35	#29	#26	#30	#30
ESPN	#36	#20	#43	#34	#30	#36	#36
247Sports	#41	#23	#38	#34	#29	#38	#34
Scout.com	#38	#21	#45	#39	#35	#44	#34



Offensive guard Bunchy Stallings also was a first-team All-American and running back Benny Snell earned second-team All-America while becoming UK's all-time leading rusher.

The 2018 season continued a remarkable trend – since Stoops took over as coach of the Cats in 2013, UK is the only school in the nation that has tied or improved its win total in each of the last six seasons.

That steady progression has culminated in multiple achievements:

- From 2016-18, UK won at least seven games and finished at least .500 in the Southeastern Conference each season. It's the first time UK won seven games and finished at least .500 in the league in three consecutive seasons since 1949-51.
- The Wildcats placed second in the SEC Eastern Division in 2016 and 2018, the team's best finishes since the league split into divisions in 1992.
- UK's 2016-17-18 bowl appearances are only the third time in school history that the Cats have advanced to a bowl in at least three consecutive seasons.
- UK won three road games in both 2017 and '18. It's the first time UK has won

three road games in back-to-back seasons since 1949-50.

How has Stoops accomplished all of this? The coach would tell you that there's been nothing magical about the process.

True to his blue-collar roots in Youngstown, Ohio, the methodical advancement made by Stoops' teams is a reflection of the coach's rock-steady work ethic, tireless recruiting, and ability to adapt.

Stoops' ability to adjust when necessary shone its brightest at the beginning of the 2016 season. After losing the first two games of the schedule, *and* seeing his starting quarterback out for the season with an injury, *and* seeing his defense struggle in the early stages, Stoops didn't retreat. The Wildcat coach chose determination over despair and went back to work, revising the offense for a new QB while becoming more involved in helping coach the defense.

The results? The Wildcats went 7-3 in the last 10 regular-season games, topped by a win at No. 11-ranked Louisville. Stoops was named 2016 SEC Coach of the Year runner-up by Athlon Sports. That was the beginning of a turnaround which resulted in three straight bowl games and culminated in the VRBO

Citrus Bowl victory – representing UK's first New Year's Day bowl game in 20 years.

Stoops came to Kentucky from Florida State, where he was defensive coordinator from 2010-12. He inherited a unit ranked 108th in the nation in total defense and turned it into one of the nation's best. In the 2012 season, the Seminoles were second in the nation in total defense, allowing 254.1 yards per game, and sixth nationally in scoring defense at 14.7 points per game. Playing well against the run and the pass, FSU was third in the country in rushing defense and led the nation in pass defense. FSU led the ACC in seven defensive categories. Stoops also coached the defensive backs under head coach Jimbo Fisher.

Eight Seminoles on defense earned 2012 All-ACC honors, including four first-team selections, highlighted by one of the nation's top defensive end duos in Bjoern Werner and Cornelius Carradine, who combined for 24 sacks and 31 tackles for loss. Werner was a finalist for the 2012 Bronko Nagurski Award as the National Defensive Player of the Year and was among the national leaders in sacks with 13. Stoops also coached cornerback Ronald Darby to ACC Defensive Rookie of the Year.

The Seminoles' prowess was a continuation of the 2011 season, when Stoops' defenders led the nation in fewest yards allowed per carry (2.3), ranked fourth in the nation in total defense (275 yards per game), second in rushing defense (82.7 ypg), fourth in scoring defense (15.1 points per game), and eighth in tackles for loss (8.6 per game) and quarterback sacks (3.1 per game). FSU led the ACC in eight defensive categories.

Stoops overhauled the Florida State defense in 2010, his first season as defensive coordinator. The Seminoles gave up 19.6 points per game, third-best in the ACC and 20th nationally. FSU ranked 42nd nationally in total defense that season; in contrast, the



team was 108th nationally in total defense and 94th in scoring defense in 2009, the year before Stoops' arrival. FSU improved its overall defense by more than 80 yards per game, primarily by limiting opponents to 75 fewer rushing yards per game. The Seminoles ranked third in the nation in quarterback sacks and were 21st in tackles for loss. In the secondary, Stoops coached Xavier Rhodes to ACC Defensive Rookie of the Year honors and National Defensive Freshman of the Year accolades.

During Stoops' three seasons, FSU went 10-4, 9-4 and 12-2, including wins over South Carolina in the 2010 Chick-fil-A Bowl, Notre Dame in the 2011 Champs Sports Bowl and Northern Illinois in the 2013 Orange Bowl.

Stoops was defensive coordinator and DBs coach at Arizona from 2004-09, working for his brother, Mike, who was head coach of the Wildcats. During Mark's time there, Arizona's records improved steadily, going 3-8, 3-8, 6-6, 5-7, 8-5 and 8-5. The Wildcats advanced to the Las Vegas Bowl and Holiday Bowl during the last two years. Mark and Mike are also brothers of Bob Stoops, who retired in 2017 after 18 years as the Oklahoma head coach. The eldest Stoops brother, Ron Jr., is special teams coordinator at Youngstown State.

Stoops inherited an Arizona unit that was 109th in the nation in total defense and 107th in scoring defense in 2003, the year before he arrived. By the end of his term at Arizona, the Wildcats ranked in the nation's top 25 in total defense his final two sea-

Most Wins By A Head Coach, School History

- 1. 60 Paul "Bear" Bryant (1946-1953)
2. 47 Fran Curci (1973-1981)
3. 41 Jerry Claiborne (1982-1989)
41 Blanton Collier (1954-1961)
41 Mark Stoops (2013-Present)
6. 39 Rich Brooks (2003-2009)
7. 32 Harry Gamage (1927-1933)
8. 26 Bill Curry (1990-1996)

Most Wins By A Head Coach At Kroger Field

- 1. 32 Jerry Claiborne (1982-1989)
2. 30 Mark Stoops (2013-Present)
3. 29 Fran Curci (1973-1981)
4. 25 Rich Brooks (2003-2009)
5. 21 Bill Curry (1990-1996)

sons and ranked as high as 33rd in scoring defense.

Prior to Arizona, Stoops coached the defensive backs three years at Miami (Fla.). The 2001 national champion Hurricanes led the nation in pass efficiency defense, scoring defense and turnover margin. That team also established a school record with 27 interceptions and 45 total takeaways.

Stoops' 2002 secondary led the nation in pass defense and pass efficiency defense. Despite having to replace all four starters in the defensive backfield, the 2003 team led the nation in pass defense. In his three seasons, Miami went 35-3, including the 12-0 Rose Bowl title campaign, plus appearances in the Fiesta and Orange bowls. Ten Miami defensive backs who played at least one season under Stoops were eventually selected in the National Football League draft - seven in the first round.

STOOPS VS. ALL OPPONENTS

Table with 2 columns: Opponent and Record. Lists various college football teams and their win-loss records against Mark Stoops.

Stoops got his first experience in leading a defense as co-defensive coordinator at Houston in the 2000 season. He coached the secondary at Wyoming from 1997-99 and the Cowboys notched three straight winning





**THE MARK STOOPS COACHING FILE**

Year	School	Position	W-L	Bowl
1990	Iowa	Graduate Assistant	8-4	Rose
1991	Iowa	Graduate Assistant	10-1-1	Holiday
1992-95	Nordonia HS	Defensive Backs		
1996	South Florida	Defensive Backs	0-0	
1997	Wyoming	Defensive Backs	7-6	
1998	Wyoming	Defensive Backs	8-3	
1999	Wyoming	Defensive Backs	7-4	
2000	Houston	Co-Defensive Coord., Safeties	3-8	
2001	Miami (Fla.)	Defensive Backs	12-0	Rose
2002	Miami (Fla.)	Defensive Backs	12-1	Fiesta
2003	Miami (Fla.)	Defensive Backs	11-2	Orange
2004	Arizona	Defensive Coordinator, DBs	3-8	
2005	Arizona	Defensive Coordinator, DBs	3-8	
2006	Arizona	Defensive Coordinator, DBs	6-6	
2007	Arizona	Defensive Coordinator, DBs	5-7	
2008	Arizona	Defensive Coordinator, DBs	8-5	Las Vegas
2009	Arizona	Defensive Coordinator, DBs	8-5	Holiday
2010	Florida State	Defensive Coordinator, DBs	10-4	Chick-fil-A
2011	Florida State	Defensive Coordinator, DBs	9-4	Champs Sports
2012	Florida State	Defensive Coordinator, DBs	12-2	Orange
2013	Kentucky	Head Coach	2-10	
2014	Kentucky	Head Coach	5-7	
2015	Kentucky	Head Coach	5-7	
2016	Kentucky	Head Coach	7-6	TaxSlayer
2017	Kentucky	Head Coach	7-6	Music City
2018	Kentucky	Head Coach	10-3	Citrus
2019	Kentucky	Head Coach	5-5	

seasons. A highlight of his time there was a school-record 24 interceptions in the '97 season. His first full-time coaching job was in 1996 at South Florida, helping USF in the start-up of its program before the Bulls had their first kickoff in '97.

Stoops has recruited and developed numerous outstanding defensive backs, many of whom went on to National Football League careers. Among the notables are Antoine Cason and Michael Johnson at Arizona, Miami's Philip Buchanon, Kelly Jennings, Brandon Meriweather, Ed Reed, Antrel Rolle, Mike Rumph and Sean Taylor and Wyoming's Brian Lee.

Stoops was raised in Youngstown, Ohio. As did brothers Bob and Mike, Mark played in the secondary at the University of Iowa for Hall of Fame coach Hayden Fry. He participated in four bowl games as a player. Fry hired Stoops as a graduate assistant coach at Iowa in the 1990 and '91 seasons. The Hawkeyes won the 1990 Big Ten title and played in the Rose Bowl, duplicating feats Stoops also achieved as a player. Stoops went on to coach four years in high school before entering the collegiate ranks.

Mark and his wife, Chantel, have two sons, Will and Zack.



# ASSISTANT COACHES



## STEVE CLINKSCALE DEFENSIVE BACKS

Clinkscale has a huge rebuilding process following the departure of the top five defensive backs from last season, including all four starters. Safeties Davonte Robinson, Jordan Griffin, Tyrell Ajan and Yusuf Corker all have game experience.

2001-06	Ashland	Defensive Backs
2007	Ashland	Linebackers
2008	Western Carolina	Defensive Backs
2009	Toledo	Cornerbacks
2010-11	Toledo	Special Teams Coordinator, Cornerbacks
2012	Illinois	Cornerbacks
2013-14	Cincinnati	Defensive Backs
2015	Cincinnati	Co-Defensive Coordinator, Defensive Backs
2016-present	Kentucky	Defensive Backs



Brad White



## EDDIE GRAN ASSISTANT HEAD COACH FOR OFFENSE/RUNNING BACKS

UK has had more than 2,000 rushing yards and 2,000 passing yards in all three seasons under Gran, the first time in school history that has been accomplished. However, only four starters return on the UK attack, and all-time leading rusher Benny Snell Jr. must be replaced.

1987-88	California Lutheran	Wide Receivers
1989	Southeast Missouri	Running Backs
1989	East Carolina	Graduate Assistant
1990-91	Miami (Fla.)	Graduate Assistant
1992-93	Cincinnati	Wide Receivers
1994	Idaho State	Wide Receivers
1995-98	Ole Miss	Special Teams Coordinator, Running Backs
1999-2008	Auburn	Special Teams Coordinator, Running Backs
2009	Tennessee	Special Teams Coordinator, Running Backs
2010-12	Florida State	Associate Head Coach, Offensive Coordinator, Running Backs
2013-15	Cincinnati	Offensive Coordinator, Running Backs
2016-present	Kentucky	Assistant Head Coach for Offense, Running Backs



## DARIN HINSHAW CO-OFFENSIVE COORDINATOR/ QUARTERBACKS

Hinshaw has worked with Eddie Gran on an offense that has generated 2,000 rushing yards and 2,000 passing yards in three consecutive seasons, the first time in school history that has been accomplished. Under Hinshaw's guidance Terry Wilson helped lead the Wildcats to 10 wins last season, a school record for a first-year starting quarterback.

1999	Central Florida	Graduate Assistant
2000	Central Florida	Quarterbacks
2001-02	Middle Tennessee	Running Backs
2003-05	Middle Tennessee	Co-Offensive Coordinator
2006	Georgia Southern	Offensive Coordinator, Quarterbacks
2007-09	Memphis	Wide Receivers
2010-11	Tennessee	Quarterbacks
2012	Tennessee	Wide Receivers
2013-15	Cincinnati	Passing Game Coordinator, Quarterbacks
2016-present	Kentucky	Co-Offensive Coordinator, Quarterbacks



## DEAN HOOD SPECIAL TEAMS COORDINATOR/ DEFENSIVE BACKS

During Hood's two seasons, UK special teams have turned in solid -- and often spectacular -- performances. Kick return ace Lynn Bowden, punter Max Duffy and kicker Chance Poore return this season. On defense, Hood will work with Steve Clinkscale to help rebuild a secondary that lost its top five players.

1987-88	Fairmont (W.Va.)	Secondary Coach
1989	Colgate	Assistant Secondary Coach
1990-93	Glennville State (W.Va.)	Defensive Coordinator/Assistant Head Coach
1994-96	Eastern Kentucky	Secondary Coach
1997-98	Eastern Kentucky	Defensive Coordinator/ Secondary Coach
1999-2000	Ohio	Secondary Coach
2001-07	Wake Forest	Defensive Coordinator/Secondary Coach
2008-15	Eastern Kentucky	Head Coach
2016	Charlotte	Assistant Head Coach/Special Teams Coordinator/Tight Ends
2017	Kentucky	Special Teams Coord./Outside Linebackers
2018-present	Kentucky	Special Teams Coord./Defensive Backs



Eddie Gran



**DERRICK LeBLANC**

**DEFENSIVE LINE**

LeBlanc's maturing defensive line totaled 23.5 tackles for loss and 9.5 quarterback sacks last season, well up from 2017. A deep rotation was the strength of the unit last season, and returning for this year are noseguard Quinton Bohanna and Marquan McCall, tackle Phil Hoskins and ends Calvin Taylor Jr., T.J. Carter and Kordell Looney.

2000	LSU	Defensive Graduate Assistant/ Defensive Line
2001-04	Henderson State	Defensive Line
2005	Arkansas Tech	Defensive Line
2006-07	Missouri State	Defensive Line
2008-11	LSU	Assistant Strength & Conditioning Coord.
2012	Wyoming	Defensive Line
2013-14	Southern Miss	Defensive Line
2016	North Texas	Defensive Line
2017-present	Kentucky	Defensive Line



**MICHAEL SMITH**

**WIDE RECEIVERS**

In Smith's first year at Kentucky, he helped develop Lynn Bowden Jr. into one of the best wide receivers in the SEC. He caught 67 passes and was named All-SEC as an all-purpose player. Young receivers must emerge this season to add variety to the receiver corps.

1993	Kansas State	Student Assistant
1995-96	Kansas State	Graduate Assistant
1997-2005	Kansas State	Running Backs
2006	Rice	Running Backs
2007	Arizona	Running Backs
2008	Arizona	Inside Wide Receivers
2009-12	Kansas State	Wide Receivers
2013-17	Arkansas	Wide Receivers
2018-present	Kentucky	Wide Receivers



**VINCE MARROW**

**ASSOCIATE HEAD COACH/TIGHT ENDS/RECRUITING COORDINATOR**

For the first time since 2014, Marrow goes into the season without the services of reliable tight end C.J. Conrad. However, Marrow is excited about long-time backup Justin Rigg and talented young players Brenden Bates and Keaton Upshaw as well as freshman Nik Ogenovnic.

2005-06	Berlin (NFL Europe)	Tackles, Tight Ends
2006-07	Rhein (NFL Europe)	Tackles, Tight Ends
2008	Toledo	Tight Ends
2009	Holland HS	Head Coach
2010	Omaha (United Football League)	Tight Ends
2011-12	Nebraska	Graduate Assistant / Tight Ends
2013	Kentucky	Tight Ends
2014-18	Kentucky	Tight Ends, Recruiting Coordinator
2019-present	Kentucky	Associate Head Coach/Tight Ends



**JON SUMRALL**

**INSIDE LINEBACKERS**

Jon Sumrall returned to his alma mater in 2019 to coach the inside linebackers. Sumrall inherits senior Kash Daniel who leads the unit from middle linebacker. A pair of sophomores showed great potential last season, Chris Oats and DeAndre Square, and are the starting the season making impressive plays from the weakside and as a backup to Daniel.

2005-06	Kentucky	Graduate Assistant
2007-09	San Diego	Defensive Line, Recruiting Coordinator
2010	San Diego	Co-Defensive Coordinator, Linebackers
2011	San Diego	Asst. Head Coach, Co-Defensive Coordinator, Linebackers
2012-13	Tulane	Defensive Line
2014	Tulane	Assistant Linebackers
2015-17	Troy	Special Teams Coordinator, Linebackers
2018	Ole Miss	Linebackers
2019-present	Kentucky	Inside Linebackers



**JOHN SCHLARMAN**

**OFFENSIVE LINE**

Schlarmann's line paved the way for the Wildcats to win 10 games and help Benny Snell Jr., become UK's all-time leading rusher. Three starters have departed, including All-America guard Bunchy Stallings, but senior guard Logan Stenberg, junior center Drake Jackson and junior tackle Landon Young (injured in '18) are back to lead the way.

1998-99	Bourbon County HS	Defensive Line
2000-01	Kentucky	Graduate Assistant / Offensive Line
2002	Kentucky	Graduate Assistant / Tight Ends, Offensive Line
2003-04	Campbell County HS	Head Coach
2005-06	Newport HS	Head Coach
2007-09	Troy	Offensive Line
2010-12	Troy	Offensive Line, Running Game Coordinator
2013-present	Kentucky	Offensive Line



**BRAD WHITE**

**DEFENSIVE COORDINATOR/ OUTSIDE LINEBACKERS**

White was promoted to defensive coordinator in February and faces a big challenge with only four starters returning from last season. In his first year at UK, White developed Josh Allen into UK's all-time leading pass rusher and winner of three National Defensive Player of the Year honors - Bednarik Award, Nagurski Award and Lott Trophy.

2007-08	Wake Forest	Defensive Graduate Assistant
2009	Murray State	Safeties
2010-11	Air Force	Inside Linebackers
2012-13	Indianapolis (NFL)	Defensive Quality Control
2014	Indianapolis (NFL)	Assistant Linebackers
2015-17	Indianapolis (NFL)	Outside Linebackers
2018	Kentucky	Outside Linebackers
2019	Kentucky	Defensive Coordinator/Outside Linebackers

The Automated ScoreBook  
Kentucky Wildcats Game Results (as of Nov 17, 2019)  
All games

Date	Opponent	Score	Overall	Conference	Time	Attend
Aug 31, 2019	TOLEDO ROCKETS	W 38-24	1-0	0-0	3:24	54610
Sep 07, 2019	EASTERN MICHIGAN	W 38-17	2-0	0-0	3:34	55240
* Sep 14, 2019	#9 FLORIDA	L 21-29	2-1	0-1	3:32	63076
* Sep 21 2019	at Mississippi State	L 13-28	2-2	0-2	3:19	54556
* Sep 28, 2019	at South Carolina	L 7-24	2-3	0-3	3:22	80828
* Oct 12, 2019	ARKANSAS	W 24-20	3-3	1-3	3:02	57060
* Oct 19, 2019	at #10 Georgia	L 0-21	3-4	1-4	3:01	92746
* Oct 26, 2019	MISSOURI	W 29-7	4-4	2-4	3:08	48446
* Nov 09, 2019	TENNESSEE	L 13-17	4-5	2-5	3:15	56760
* Nov 16, 2019	at Vanderbilt	W 38-14	5-5	3-5	3:17	23288

The Automated ScoreBook  
Kentucky Wildcats Overall Team Statistics (as of Nov 17, 2019)  
All games

Team Statistics	UK	OPP
SCORING	221	201
Points Per Game	22.1	20.1
Points Off Turnovers	41	57
FIRST DOWNS	198	173
Rushing	119	74
Passing	62	80
Penalty	17	19
RUSHING YARDAGE	2314	1590
Yards gained rushing	2513	1797
Yards lost rushing	199	207
Rushing Attempts	433	327
Average Per Rush	5.3	4.9
Average Per Game	231.4	159.0
TDs Rushing	21	18
PASSING YARDAGE	1384	1747
Comp-Att-Int	119-231-6	158-274-6
Average Per Pass	6.0	6.4
Average Per Catch	11.6	11.1
Average Per Game	138.4	174.7
TDs Passing	8	6
TOTAL OFFENSE	3698	3337
Total Plays	664	601
Average Per Play	5.6	5.6
Average Per Game	369.8	333.7
KICK RETURNS: #-Yards	15-365	6-109
PUNT RETURNS: #-Yards	15-129	8-42
INT RETURNS: #-Yards	6-97	6-146
KICK RETURN AVERAGE	24.3	18.2
PUNT RETURN AVERAGE	8.6	5.2
INT RETURN AVERAGE	16.2	24.3
FUMBLES-LOST	18-10	19-7
PENALTIES-Yards	65-556	61-534
Average Per Game	55.6	53.4
PUNTS-Yards	42-2027	48-2178
Average Per Punt	48.3	45.4
Net punt average	45.4	39.8
KICKOFFS-Yards	45-2769	42-2637
Average Per Kick	61.5	62.8
Net kick average	39.7	38.6
TIME OF POSSESSION/Game	32:54	27:06
3RD-DOWN Conversions	51/132	48/122
3rd-Down Pct	39%	39%
4TH-DOWN Conversions	9/20	3/12
4th-Down Pct	45%	25%
SACKS BY-Yards	20-126	16-89
MISC YARDS	0	0
TOUCHDOWNS SCORED	29	26
FIELD GOALS-ATTEMPTS	7-12	7-9
ON-SIDE KICKS	0-1	0-1
RED-ZONE SCORES	(23-31) 74%	(22-28) 79%
RED-ZONE TOUCHDOWNS	(19-31) 61%	(17-28) 61%
PAT-ATTEMPTS	(26-29) 90%	(24-24) 100%
ATTENDANCE	335192	251418
Games/Avg Per Game	6/55865	4/62854
Neutral Site Games		0/0

Score by Quarters	1st	2nd	3rd	4th	OT	Total
Kentucky Wildcats	33	81	55	52	0	221
Opponents	49	36	55	61	0	201

The Automated ScoreBook  
 Kentucky Wildcats Overall Individual Statistics (as of Nov 17, 2019)  
 All games

Rushing	gp-gs	att	gain	loss	net	avg	td	lg	avg/g
Lynn Bowden Jr.	10-10	118	861	39	822	7.0	5	51	82.2
Asim Rose	10-10	126	656	37	619	4.9	4	49	61.9
Kavosiey Smoke	10-0	84	505	11	494	5.9	6	40	49.4
Chris Rodriguez Jr.	10-0	50	342	1	341	6.8	3	44	34.1
Terry Wilson	2-2	17	67	23	44	2.6	1	15	22.0
Max Duffy	10-0	1	26	0	26	26.0	0	26	2.6
Walker Wood	1-0	2	12	0	12	6.0	0	8	12.0
Josh Ali	10-10	2	6	0	6	3.0	0	3	0.6
Akeem Hayes	6-0	1	2	0	2	2.0	0	2	0.3
Justin Rigg	10-9	0	0	0	0	0.0	1	0	0.0
Travis Tisdale	1-0	1	0	3	-3	-3.0	0	0	-3.0
Clevan Thomas Jr.	10-4	2	1	6	-5	-2.5	0	1	-0.5
Team	5-0	7	0	13	-13	-1.9	0	0	-2.6
Sawyer Smith	7-3	22	35	66	-31	-1.4	1	6	-4.4
Total	10	433	2513	199	2314	5.3	21	51	231.4
Opponents	10	327	1797	207	1590	4.9	18	76	159.0

Passing	gp-gs	effic	comp-att-int	pct	yds	td	lg	avg/g
Sawyer Smith	7-3	96.85	57-122-5	46.7	690	4	54	98.6
Lynn Bowden Jr.	10-10	107.83	27-54-1	50.0	317	2	44	31.7
Terry Wilson	2-2	134.31	33-52-0	63.5	360	2	40	180.0
Walker Wood	1-0	158.80	1-1-0	100.0	7	0	7	7.0
Josh Ali	10-10	0.00	0-1-0	0.0	0	0	0	0.0
Asim Rose	10-10	184.00	1-1-0	100.0	10	0	10	1.0
Total	10	108.08	119-231-6	51.5	1384	8	54	138.4
Opponents	10	114.07	158-274-6	57.7	1747	6	74	174.7

Receiving	gp-gs	no.	yds	avg	td	lg	avg/g
Lynn Bowden Jr.	10-10	30	348	11.6	1	39	34.8
Josh Ali	10-10	19	181	9.5	2	20	18.1
Ahmad Wagner	9-8	14	245	17.5	2	54	27.2
Asim Rose	10-10	11	67	6.1	0	13	6.7
Justin Rigg	10-9	10	112	11.2	0	31	11.2
Clevan Thomas Jr.	10-4	9	90	10.0	1	40	9.0
Keaton Upshaw	10-2	7	78	11.1	1	19	7.8
Allen Dailey Jr.	9-2	7	75	10.7	0	17	8.3
Bryce Oliver	9-0	6	111	18.5	1	44	12.3
Kavosiey Smoke	10-0	2	26	13.0	0	28	2.6
Terry Wilson	2-2	1	32	32.0	0	32	16.0
Drew Schlegel	10-0	1	12	12.0	0	12	1.2
Akeem Hayes	6-0	1	5	5.0	0	5	0.8
Chris Rodriguez Jr.	10-0	1	2	2.0	0	6	0.2
Total	10	119	1384	11.6	8	54	138.4
Opponents	10	158	1747	11.1	6	74	174.7

Punt Returns	no.	yds	avg	td	lg
Josh Ali	10	74	7.4	0	19
Lynn Bowden Jr.	4	53	13.2	0	29
Joshua Paschal	1	2	2.0	0	0
Total	15	129	8.6	0	29
Opponents	8	42	5.2	0	26

Interceptions	no.	yds	avg	td	lg
Yusuf Corker	1	0	0.0	0	0
Quandre Mosely	1	39	39.0	0	39
DeAndre Square	1	3	3.0	0	3
Jordan Griffin	1	15	15.0	0	15
Kash Daniel	1	18	18.0	0	18
Tyrell Ajian	1	22	22.0	0	22
Total	6	97	16.2	0	39
Opponents	6	146	24.3	1	72

Kick Returns	no.	yds	avg	td	lg
Lynn Bowden Jr.	8	200	25.0	0	37
Zach Johnson	4	125	31.2	0	58
Chris Rodriguez Jr.	2	37	18.5	0	20
Drew Schlegel	1	3	3.0	0	3
Total	15	365	24.3	0	58
Opponents	6	109	18.2	0	37

Fumble Returns	no.	yds	avg	td	lg
Total	0	0	0.0	0	0
Opponents	4	72	18.0	1	67



The Automated ScoreBook  
 Kentucky Wildcats Overall Individual Statistics (as of Nov 17, 2019)  
 All games

Scoring	td	fg	PAT				dpx	saf	pts
			kick	rush	rcv	pass			
Chance Poore	-	5-9	22-23	-	-	-	-	-	37
Lynn Bowden Jr.	6	-	-	-	-	-	-	-	36
Kavosiey Smoke	6	-	-	-	-	-	-	-	36
Asim Rose	4	-	-	-	-	-	-	-	24
Chris Rodriguez Jr.	3	-	-	-	-	-	-	-	18
Josh Ali	2	-	-	-	-	-	-	-	12
Ahmad Wagner	2	-	-	-	-	-	-	-	12
Matt Ruffolo	-	2-3	4-6	-	-	-	-	-	10
Bryce Oliver	1	-	-	-	-	-	-	-	6
Keaton Upshaw	1	-	-	-	-	-	-	-	6
Clevan Thomas Jr.	1	-	-	-	-	-	-	-	6
Justin Rigg	1	-	-	-	-	-	-	-	6
Terry Wilson	1	-	-	-	-	-	-	-	6
Sawyer Smith	1	-	-	-	-	-	-	-	6
<b>Total</b>	<b>29</b>	<b>7-12</b>	<b>26-29</b>	<b>-</b>	<b>-</b>	<b>-</b>	<b>-</b>	<b>-</b>	<b>221</b>
<b>Opponents</b>	<b>26</b>	<b>7-9</b>	<b>24-24</b>	<b>0-1</b>	<b>-</b>	<b>0-1</b>	<b>-</b>	<b>-</b>	<b>201</b>

Total Offense	g	plays	rush	pass	total	avg/g
Lynn Bowden Jr.	10	172	822	317	1139	113.9
Sawyer Smith	7	144	-31	690	659	94.1
Asim Rose	10	127	619	10	629	62.9
Kavosiey Smoke	10	84	494	0	494	49.4
Terry Wilson	2	69	44	360	404	202.0
Chris Rodriguez Jr.	10	50	341	0	341	34.1
Max Duffy	10	1	26	0	26	2.6
Walker Wood	1	3	12	7	19	19.0
Josh Ali	10	3	6	0	6	0.6
Akeem Hayes	6	1	2	0	2	0.3
Travis Tisdale	1	1	-3	0	-3	-3.0
Clevan Thomas Jr.	10	2	-5	0	-5	-0.5
<b>Team</b>	<b>5</b>	<b>7</b>	<b>-13</b>	<b>0</b>	<b>-13</b>	<b>-2.6</b>
<b>Total</b>	<b>10</b>	<b>664</b>	<b>2314</b>	<b>1384</b>	<b>3698</b>	<b>369.8</b>
<b>Opponents</b>	<b>10</b>	<b>601</b>	<b>1590</b>	<b>1747</b>	<b>3337</b>	<b>333.7</b>

Field Goals	fg	pct.	01-19	20-29	30-39	40-49	50-99	lg	blk
Chance Poore	5-9	55.6	0-0	0-1	1-2	4-6	0-0	46	0
Matt Ruffolo	2-3	66.7	0-0	1-1	0-0	0-1	1-1	50	0

Punting	no.	yds	avg	lg	tb	fc	i20	50+	blk
Max Duffy	42	2027	48.3	70	4	8	21	19	0
<b>Total</b>	<b>42</b>	<b>2027</b>	<b>48.3</b>	<b>70</b>	<b>4</b>	<b>8</b>	<b>21</b>	<b>19</b>	<b>0</b>
<b>Opponents</b>	<b>48</b>	<b>2178</b>	<b>45.4</b>	<b>65</b>	<b>7</b>	<b>6</b>	<b>21</b>	<b>14</b>	<b>1</b>

FG Sequence	Kentucky Wildcats	Opponents
Toledo Rockets	(46)	(46)
Eastern Michigan	(40),49	(24)
Florida	35	27,(32)
Mississippi State	(40),47,26,(29)	-
South Carolina	-	(26)
Arkansas	47,(50)	(28),(44)
Georgia	-	-
Missouri	(43)	45
Tennessee	-	(26)
Vanderbilt	(32)	-

Kickoffs	no.	yds	avg	tb	ob	retn	net	ydln
Grant McKinniss	45	2769	61.5	35	0			
<b>Total</b>	<b>45</b>	<b>2769</b>	<b>61.5</b>	<b>35</b>	<b>0</b>	<b>18.2</b>	<b>39.7</b>	<b>25</b>
<b>Opponents</b>	<b>42</b>	<b>2637</b>	<b>62.8</b>	<b>26</b>	<b>0</b>	<b>24.3</b>	<b>38.6</b>	<b>26</b>

Numbers in (parentheses) indicate field goal was made.

The Automated ScoreBook  
Kentucky Wildcats Overall Individual Statistics (as of Nov 17, 2019)  
All games

All Purpose	g	rush	rcv	pr	kr	ir	total	avg/g
Lynn Bowden Jr.	10	822	348	53	200	0	1423	142.3
Asim Rose	10	619	67	0	0	0	686	68.6
Kavosiey Smoke	10	494	26	0	0	0	520	52.0
Chris Rodriguez	10	341	2	0	37	0	380	38.0
Josh Ali	10	6	181	74	0	0	261	26.1
Ahmad Wagner	9	0	245	0	0	0	245	27.2
Zach Johnson	10	0	0	0	125	0	125	12.5
Justin Rigg	10	0	112	0	0	0	112	11.2
Bryce Oliver	9	0	111	0	0	0	111	12.3
Clevan Thomas	10	-5	90	0	0	0	85	8.5
Keaton Upshaw	10	0	78	0	0	0	78	7.8
Terry Wilson	2	44	32	0	0	0	76	38.0
Allen Dailey Jr.	9	0	75	0	0	0	75	8.3
Quandre Mosely	10	0	0	0	0	39	39	3.9
Max Duffy	10	26	0	0	0	0	26	2.6
Tyrell Ajian	9	0	0	0	0	22	22	2.4
Kash Daniel	9	0	0	0	0	18	18	2.0
Jordan Griffin	9	0	0	0	0	15	15	1.7
Drew Schlegel	10	0	12	0	3	0	15	1.5
Walker Wood	1	12	0	0	0	0	12	12.0
Akeem Hayes	6	2	5	0	0	0	7	1.2
DeAndre Square	10	0	0	0	0	3	3	0.3
Joshua Paschal	10	0	0	2	0	0	2	0.2
Travis Tisdale	1	-3	0	0	0	0	-3	-3.0
Team	5	-13	0	0	0	0	-13	-2.6
Sawyer Smith	7	-31	0	0	0	0	-31	-4.4
Total	10	2314	1384	129	365	97	4289	428.9
Opponents	10	1590	1747	42	109	146	3634	363.4

The Automated ScoreBook  
 Kentucky Wildcats Overall Defensive Statistics (as of Nov 17, 2019)  
 All games

#	Defensive Leaders	gp-gs	Tackles				tfl/yds	Sacks	Pass defense			Fumbles		blkd	
			ua	a	tot	no-yds		int-yds	brup	qbh	rcv-yds	ff	kick	saf	
17	DeAndre Square	10-10	41	20	61	5-23	1.5-13	1-3	1	3	.	1	.	.	
29	Yusuf Corker	10-10	39	21	60	.	.	1-0	4	1	1-0	.	.	.	
26	Brandin Echols	10-8	33	9	42	1-5	1.0-5	.	8	.	.	2	.	.	
56	Kash Daniel	9-8	25	16	41	4-6	.	1-18	3	2	.	.	.	.	
22	Chris Oats	10-2	26	11	37	1-0	.	.	1	.	.	1	.	.	
4	Joshua Paschal	10-10	17	12	29	6-25	2.0-11	.	1	.	.	1	1	.	
91	Calvin Taylor Jr.	10-10	17	11	28	7-38	6.0-37	.	3	2	.	3	.	.	
31	Jamar Watson	10-8	15	9	24	8-27	3.5-21	.	.	7	.	1	.	.	
32	Jamari Brown	10-3	19	3	22	1-1	.	.	6	.	1-0	.	.	.	
3G	Jordan Griffin	9-8	12	8	20	1-5	1.0-5	1-15	2	.	1-0	.	.	.	
90	T.J. Carter	10-9	13	6	19	3-13	1.0-5	.	.	2	.	.	.	.	
21	Quandre Mosely	10-2	11	5	16	.	.	1-39	3	.	.	.	.	.	
95	Quinton Bohanna	10-10	8	8	16	2-5	1.0-3	.	1	.	.	.	.	.	
15	Jordan Wright	10-0	10	6	16	3-24	2.0-21	.	.	1	1-0	1	.	.	
23	Tyrell Ajian	9-2	13	2	15	.	.	1-22	1	.	.	.	.	.	
50	Marquan Mccall	10-0	4	9	13	1-1	.	.	1	.	1-0	.	.	.	
44	Jamin Davis	10-0	6	7	13	.	.	.	.	2	.	.	.	.	
27	Cedrick Dort Jr.	9-9	9	3	12	.	.	.	3	.	.	1	.	.	
59	Kordell Looney	10-1	3	5	8	1-5	1.0-5	.	2	2	.	1	.	.	
45	J.J. Weaver	2-0	5	1	6	1-1	.	.	1	1	.	.	.	.	
94	A. Abadi-Fitzgerald	10-0	.	3	3	.	.	.	.	.	.	.	.	.	
30	Taj Dodson	3-0	3	.	3	.	.	.	.	.	1-0	.	.	.	
85	Bryce Oliver	9-0	2	.	2	.	.	.	.	.	.	.	.	.	
36	M.J. Devonshire	2-0	2	.	2	.	.	.	1	.	.	.	.	.	
25	Brett Slusher	10-0	1	1	2	.	.	.	.	.	1-0	.	.	.	
28	Zach Johnson	10-0	1	1	2	.	.	.	1	.	.	.	.	.	
37	Stanley Garner	6-0	1	.	1	.	.	.	.	.	.	.	.	.	
8H	DeMarcus Harris	2-0	1	.	1	.	.	.	.	.	.	.	.	.	
55	Davoan Hawkins	7-0	1	.	1	1-3	.	.	.	.	.	.	.	.	
53	Blake Best	10-0	.	1	1	.	.	.	.	.	.	.	.	.	
47	K.D. McDaniel	2-0	.	1	1	.	.	.	.	.	.	.	.	.	
5	Xavier Peters	3-0	1	.	1	.	.	.	.	.	.	.	.	.	
42	Marquez Bembry	1-0	.	1	1	.	.	.	.	.	.	.	.	.	
46	Drew Schlegel	10-0	1	.	1	.	.	.	.	.	.	.	.	.	
93	Max Duffy	10-0	1	.	1	.	.	.	.	.	.	.	.	.	
83	Justin Rigg	10-9	.	1	1	.	.	.	.	.	.	.	.	.	
70	Darian Kinnard	10-10	.	1	1	.	.	.	.	.	.	.	.	.	
20	Kavosiey Smoke	10-0	1	.	1	.	.	.	.	.	.	.	.	.	
86	Grant McKinniss	10-0	1	.	1	.	.	.	.	.	.	.	.	.	
12	Sawyer Smith	7-3	1	.	1	.	.	.	.	.	.	.	.	.	
34	Jalen Geiger	2-0	.	.	.	.	.	.	1	.	.	.	.	.	
Total		10	344	182	526	46-182	20-126	6-97	44	23	7-0	12	1	.	
Opponents		10	397	252	649	60-169	16-89	6-146	36	14	10-72	14	1	.	

The Automated ScoreBook  
 Kentucky Wildcats Individual Season/Career Statistics (as of Nov 17, 2019)  
 All games

	SEASON									CAREER								
Rushing	gp	att	gain	loss	net	avg	td	lg	avg/g	gp	att	gain	loss	net	avg	td	lg	avg/g
Lynn Bowden Jr.	10	118	861	39	822	7.0	5	51	82.2	36	139	937	53	884	6.4	5	51	24.6
Asim Rose	10	126	656	37	619	4.9	4	49	61.9	30	212	1171	73	1098	5.2	9	75	36.6
Kavosiey Smoke	10	84	505	11	494	5.9	6	40	49.4	12	88	550	11	539	6.1	7	40	44.9
Chris Rodriguez Jr.	10	50	342	1	341	6.8	3	44	34.1	13	52	385	1	384	7.4	3	44	29.5
Terry Wilson	2	17	67	23	44	2.6	1	15	22.0	15	152	809	218	591	3.9	5	42	39.4
Max Duffy	10	1	26	0	26	26.0	0	26	2.6	22	1	26	0	26	26.0	0	26	1.2
Walker Wood	1	2	12	0	12	6.0	0	8	12.0	1	2	12	0	12	6.0	0	8	12.0
Josh Ali	10	2	6	0	6	3.0	0	3	0.6	31	2	6	0	6	3.0	0	3	0.2
Akeem Hayes	6	1	2	0	2	2.0	0	2	0.3	7	1	2	0	2	2.0	0	2	0.3
Justin Rigg	10	0	0	0	0	0.0	1	0	0.0	38	0	0	0	0	0.0	1	0	0.0
Travis Tisdale	1	1	0	3	-3	-3.0	0	0	-3.0	1	1	0	3	-3	-3.0	0	0	-3.0
Clevan Thomas Jr.	10	2	1	6	-5	-2.5	0	1	-0.5	22	2	1	6	-5	-2.5	0	1	-0.2
Team	5	7	0	13	-13	-1.9	0	0	-2.6									
Sawyer Smith	7	22	35	66	-31	-1.4	1	6	-4.4	7	22	35	66	-31	-1.4	1	6	-4.4
Total	10	433	2513	199	2314	5.3	21	51	231.4									
Opponents	10	327	1797	207	1590	4.9	18	76	159.0									

Passing	gp	effic	comp-att-int	pct	yds	td	lg	avg/g	gp	effic	comp-att-int	pct	yds	td	lg	avg/g
Sawyer Smith	7	96.85	57-122-5	46.7	690	4	54	98.6	7	96.85	57-122-5	46.7	690	4	54	98.6
Lynn Bowden Jr.	10	107.83	27-54-1	50.0	317	2	44	31.7	36	110.09	30-59-3	50.8	409	2	44	11.4
Terry Wilson	2	134.31	33-52-0	63.5	360	2	40	180.0	15	134.00	213-320-8	66.6	2249	13	54	149.9
Walker Wood	1	158.80	1-1-0	100.0	7	0	7	7.0	1	158.80	1-1-0	100.0	7	0	7	7.0
Josh Ali	10	0.00	0-1-0	0.0	0	0	0	0.0	31	0.00	0-1-0	0.0	0	0	0	0.0
Asim Rose	10	184.00	1-1-0	100.0	10	0	10	1.0	30	184.00	1-1-0	100.0	10	0	10	0.3
Total	10	108.08	119-231-6	51.5	1384	8	54	138.4								
Opponents	10	114.07	158-274-6	57.7	1747	6	74	174.7								

Receiving	gp	no.	yds	avg	td	lg	avg/g	gp	no.	yds	avg	td	lg	avg/g
Lynn Bowden Jr.	10	30	348	11.6	1	39	34.8	36	114	1303	11.4	6	54	36.2
Josh Ali	10	19	181	9.5	2	20	18.1	31	32	321	10.0	3	32	10.4
Ahmad Wagner	9	14	245	17.5	2	54	27.2	20	14	245	17.5	2	54	12.2
Asim Rose	10	11	67	6.1	0	13	6.7	30	20	150	7.5	1	31	5.0
Justin Rigg	10	10	112	11.2	0	31	11.2	38	17	197	11.6	0	31	5.2
Clevan Thomas Jr.	10	9	90	10.0	1	40	9.0	22	13	157	12.1	1	40	7.1
Keaton Upshaw	10	7	78	11.1	1	19	7.8	10	7	78	11.1	1	19	7.8
Allen Dailey Jr.	9	7	75	10.7	0	17	8.3	22	9	113	12.6	1	23	5.1
Bryce Oliver	9	6	111	18.5	1	44	12.3	10	6	111	18.5	1	44	11.1
Kavosiey Smoke	10	2	26	13.0	0	28	2.6	12	2	26	13.0	0	28	2.2
Terry Wilson	2	1	32	32.0	0	32	16.0	15	2	26	13.0	0	32	1.7
Drew Schlegel	10	1	12	12.0	0	12	1.2	21	1	12	12.0	0	12	0.6
Akeem Hayes	6	1	5	5.0	0	5	0.8	7	2	4	2.0	0	5	0.6
Chris Rodriguez Jr.	10	1	2	2.0	0	6	0.2	13	1	2	2.0	0	6	0.2
Total	10	119	1384	11.6	8	54	138.4							
Opponents	10	158	1747	11.1	6	74	174.7							

Total Offense	g	plays	rush	pass	total	avg/g	g	plays	rush	pass	total	avg/g
Lynn Bowden Jr.	10	172	822	317	1139	113.9	36	198	884	409	1293	35.9
Sawyer Smith	7	144	-31	690	659	94.1	7	144	-31	690	659	94.1
Asim Rose	10	127	619	10	629	62.9	30	213	1098	10	1108	36.9
Kavosiey Smoke	10	84	494	0	494	49.4	12	88	539	0	539	44.9
Terry Wilson	2	69	44	360	404	202.0	15	472	591	2249	2840	189.3
Chris Rodriguez Jr.	10	50	341	0	341	34.1	13	52	384	0	384	29.5
Max Duffy	10	1	26	0	26	2.6	22	1	26	0	26	1.2
Walker Wood	1	3	12	7	19	19.0	1	3	12	7	19	19.0
Josh Ali	10	3	6	0	6	0.6	31	3	6	0	6	0.2
Akeem Hayes	6	1	2	0	2	0.3	7	1	2	0	2	0.3
Travis Tisdale	1	1	-3	0	-3	-3.0	1	1	-3	0	-3	-3.0
Clevan Thomas Jr.	10	2	-5	0	-5	-0.5	22	2	-5	0	-5	-0.2
Team	5	7	-13	0	-13	-2.6						
Total	10	664	2314	1384	3698	369.8						
Opponents	10	601	1590	1747	3337	333.7						

The Automated ScoreBook  
 Kentucky Wildcats Individual Season/Career Statistics (as of Nov 17, 2019)  
 All games

Scoring	SEASON					CAREER												
	td	fg	PAT			dxp	saf	pts	td	fg	PAT			dxp	saf	pts		
			kick	rush	rcv	pass					kick	rush	rcv	pass				
Chance Poore	-	5-9	22-23	-	-	-	-	-	37	-	7-13	25-26	-	-	-	-	-	46
Kavosiey Smoke	6	-	-	-	-	-	-	-	36	7	-	-	-	-	-	-	-	42
Lynn Bowden Jr.	6	-	-	-	-	-	-	-	36	13	-	-	-	0-1	-	-	-	78
Asim Rose	4	-	-	-	-	-	-	-	24	10	-	-	-	-	-	-	-	60
Chris Rodriguez Jr.	3	-	-	-	-	-	-	-	18	3	-	-	-	-	-	-	-	18
Josh Ali	2	-	-	-	-	-	-	-	12	3	-	-	-	-	-	-	-	18
Ahmad Wagner	2	-	-	-	-	-	-	-	12	2	-	-	-	-	-	-	-	12
Matt Ruffolo	-	2-3	4-6	-	-	-	-	-	10	-	2-3	4-6	-	-	-	-	-	10
Clevan Thomas Jr.	1	-	-	-	-	-	-	-	6	1	-	-	-	-	-	-	-	6
Sawyer Smith	1	-	-	-	-	-	-	-	6	1	-	-	-	-	-	-	-	6
Bryce Oliver	1	-	-	-	-	-	-	-	6	1	-	-	-	-	-	-	-	6
Keaton Upshaw	1	-	-	-	-	-	-	-	6	1	-	-	-	-	-	-	-	6
Terry Wilson	1	-	-	-	-	-	-	-	6	5	-	-	-	-	-	-	-	30
Justin Rigg	1	-	-	-	-	-	-	-	6	1	-	-	-	-	-	-	-	6
Total	29	7-12	26-29	-	-	-	-	-	221									
Opponents	26	7-9	24-24	0-1	-	0-1	-	-	201									

Punt Returns	no.	yds	avg	td	lg	no.	yds	avg	td	lg
Josh Ali	10	74	7.4	0	19	10	74	7.4	0	19
Lynn Bowden Jr.	4	53	13.2	0	29	9	199	22.1	2	67
Joshua Paschal	1	2	2.0	0	0	2	20	10.0	0	0
Total	15	129	8.6	0	29					
Opponents	8	42	5.2	0	26					

Kick Returns	no.	yds	avg	td	lg	no.	yds	avg	td	lg
Lynn Bowden Jr.	8	200	25.0	0	37	70	1608	23.0	0	93
Zach Johnson	4	125	31.2	0	58	6	160	26.7	0	58
Chris Rodriguez Jr.	2	37	18.5	0	20	2	37	18.5	0	20
Drew Schlegel	1	3	3.0	0	3	1	3	3.0	0	3
Total	15	365	24.3	0	58					
Opponents	6	109	18.2	0	37					

Interceptions	no.	yds	avg	td	lg	no.	yds	avg	td	lg
Jordan Griffin	1	15	15.0	0	15	2	17	8.5	0	15
Kash Daniel	1	18	18.0	0	18	1	18	18.0	0	18
Quandre Mosely	1	39	39.0	0	39	1	39	39.0	0	39
Yusuf Corker	1	0	0.0	0	0	1	0	0.0	0	0
DeAndre Square	1	3	3.0	0	3	1	3	3.0	0	3
Tyrell Ajian	1	22	22.0	0	22	2	57	28.5	0	35
Total	6	97	16.2	0	39					
Opponents	6	146	24.3	1	72					

Fumble Returns	no.	yds	avg	td	lg	no.	yds	avg	td	lg
Total	0	0	0.0	0	0					
Opponents	4	72	18.0	1	67					

The Automated ScoreBook  
Kentucky Wildcats Individual Season/Career Statistics (as of Nov 17, 2019)  
All games

	SEASON								CAREER							
All Purpose	g	rush	rcv	pr	kr	ir	total	avg/g	g	rush	rcv	pr	kr	ir	total	avg/g
Lynn Bowden Jr.	10	822	348	53	200	0	1423	142.3	36	884	1303	199	1608	0	3994	110.9
Asim Rose	10	619	67	0	0	0	686	68.6	30	1098	150	0	9	0	1257	41.9
Kavosiey Smoke	10	494	26	0	0	0	520	52.0	12	539	26	0	0	0	565	47.1
Chris Rodriguez	10	341	2	0	37	0	380	38.0	13	384	2	0	37	0	423	32.5
Josh Ali	10	6	181	74	0	0	261	26.1	31	6	321	74	0	0	401	12.9
Ahmad Wagner	9	0	245	0	0	0	245	27.2	20	0	245	0	0	0	245	12.2
Zach Johnson	10	0	0	0	125	0	125	12.5	31	0	0	0	160	0	160	5.2
Justin Rigg	10	0	112	0	0	0	112	11.2	38	0	197	0	0	0	197	5.2
Bryce Oliver	9	0	111	0	0	0	111	12.3	10	0	111	0	0	0	111	11.1
Clevan Thomas J	10	-5	90	0	0	0	85	8.5	22	-5	157	0	0	0	152	6.9
Keaton Upshaw	10	0	78	0	0	0	78	7.8	10	0	78	0	0	0	78	7.8
Terry Wilson	2	44	32	0	0	0	76	38.0	15	591	26	0	0	0	617	41.1
Allen Dailey Jr.	9	0	75	0	0	0	75	8.3	22	0	113	0	0	0	113	5.1
Quandre Mosely	10	0	0	0	0	39	39	3.9	10	0	0	0	0	39	39	3.9
Max Duffy	10	26	0	0	0	0	26	2.6	22	26	0	0	0	0	26	1.2
Tyrell Ajian	9	0	0	0	0	22	22	2.4	22	0	0	0	0	57	57	2.6
Kash Daniel	9	0	0	0	0	18	18	2.0	48	6	0	0	28	18	52	1.1
Drew Schlegel	10	0	12	0	3	0	15	1.5	21	0	12	0	3	0	15	0.7
Jordan Griffin	9	0	0	0	0	15	15	1.7	42	0	0	0	0	17	17	0.4
Walker Wood	1	12	0	0	0	0	12	12.0	1	12	0	0	0	0	12	12.0
Akeem Hayes	6	2	5	0	0	0	7	1.2	7	2	4	0	0	0	6	0.9
DeAndre Square	10	0	0	0	0	3	3	0.3	23	0	0	0	0	3	3	0.1
Joshua Paschal	10	0	0	2	0	0	2	0.2	26	0	0	20	0	0	20	0.8
Travis Tisdale	1	-3	0	0	0	0	-3	-3.0	1	-3	0	0	0	0	-3	-3.0
Team	5	-13	0	0	0	0	-13	-2.6								
Sawyer Smith	7	-31	0	0	0	0	-31	-4.4	7	-31	0	0	0	0	-31	-4.4
Total	10	2314	1384	129	365	97	4289	428.9								
Opponents	10	1590	1747	42	109	146	3634	363.4								

Field Goals	att	good	long	blkd	att	good	long	blkd
Chance Poore	9	5	46	0	13	7	46	1
Matt Ruffolo	3	2	50	0	3	2	50	0
Total	12	7	50	0				
Opponents	9	7	46	0				

Punting	no.	yds	avg	lg	blk	no.	yds	avg	lg	blk
Max Duffy	42	2027	48.3	70	0	102	4714	46.2	70	0
Total	42	2027	48.3	70	0					
Opponents	48	2178	45.4	65	1					

Kickoffs	no.	yds	avg	tb	ob	no.	yds	avg	tb	ob
Grant McKinniss	45	2769	61.5	35	0	111	6838	61.6	71	0
Total	45	2769	61.5	35	0					
Opponents	42	2637	62.8	26	0					



The Automated ScoreBook  
Kentucky Wildcats Game Superlatives (as of Nov 17, 2019)  
All games

INDIVIDUAL GAME HIGHS

Rushes	26	Lynn Bowden Jr. vs Tennessee (Nov 09, 2019)
Yards Rushing	204	Lynn Bowden Jr. vs Missouri (Oct 26, 2019)
TD Rushes	2	Lynn Bowden Jr. vs Arkansas (Oct 12, 2019)
	2	Lynn Bowden Jr. vs Missouri (Oct 26, 2019)
	2	Chris Rodriguez Jr. at Vanderbilt (Nov 16, 2019)
Long Rush	51	Lynn Bowden Jr. vs Arkansas (Oct 12, 2019)
Pass attempts	41	Sawyer Smith at Mississippi State (Sep 21 2019)
Pass completions	23	Sawyer Smith vs Florida (Sep 14, 2019)
Yards Passing	267	Sawyer Smith vs Florida (Sep 14, 2019)
TD Passes	2	Terry Wilson vs Toledo Rockets (Aug 31, 2019)
	2	Sawyer Smith vs Eastern Michigan (Sep 07, 2019)
	2	Sawyer Smith vs Florida (Sep 14, 2019)
Long Pass	54	Sawyer Smith vs Eastern Michigan (Sep 07, 2019)
Receptions	7	Lynn Bowden Jr. vs Eastern Michigan (Sep 07, 2019)
	7	Lynn Bowden Jr. vs Florida (Sep 14, 2019)
	7	Lynn Bowden Jr. at Mississippi State (Sep 21 2019)
Yards Receiving	129	Lynn Bowden Jr. at Mississippi State (Sep 21 2019)
TD Receptions	1	Josh Ali vs Toledo Rockets (Aug 31, 2019)
	1	Bryce Oliver vs Toledo Rockets (Aug 31, 2019)
	1	Lynn Bowden Jr. vs Eastern Michigan (Sep 07, 2019)
	1	Ahmad Wagner vs Eastern Michigan (Sep 07, 2019)
	1	Ahmad Wagner vs Florida (Sep 14, 2019)
	1	Keaton Upshaw vs Florida (Sep 14, 2019)
	1	Clevan Thomas Jr. vs Arkansas (Oct 12, 2019)
	1	Josh Ali at Vanderbilt (Nov 16, 2019)
Long Reception	54	Ahmad Wagner vs Eastern Michigan (Sep 07, 2019)
Field Goals	1	Chance Poore vs Toledo Rockets (Aug 31, 2019)
	1	Chance Poore vs Eastern Michigan (Sep 07, 2019)
	1	Chance Poore at Mississippi State (Sep 21 2019)
	1	Matt Ruffolo at Mississippi State (Sep 21 2019)
	1	Matt Ruffolo vs Arkansas (Oct 12, 2019)
	1	Chance Poore vs Missouri (Oct 26, 2019)
	1	Chance Poore at Vanderbilt (Nov 16, 2019)
Long Field Goal	50	Matt Ruffolo vs Arkansas (Oct 12, 2019)
Punts	9	Max Duffy at South Carolina (Sep 28, 2019)
Punting Avg	54.5	Max Duffy vs Florida (Sep 14, 2019)
Long Punt	70	Max Duffy vs Missouri (Oct 26, 2019)
Punts inside 20	4	Max Duffy at South Carolina (Sep 28, 2019)
	4	Max Duffy at Georgia (Oct 19, 2019)
Long Punt Return	29	Lynn Bowden Jr. vs Eastern Michigan (Sep 07, 2019)
Long Kickoff Return	58	Zach Johnson at Georgia (Oct 19, 2019)
Tackles	11	DeAndre Square vs Toledo Rockets (Aug 31, 2019)
	11	Yusuf Corker at Georgia (Oct 19, 2019)
Sacks	2.0	Jamar Watson at South Carolina (Sep 28, 2019)
	2.0	Calvin Taylor Jr. vs Missouri (Oct 26, 2019)
Tackles For Loss	2.0	DeAndre Square vs Toledo Rockets (Aug 31, 2019)
	2.0	Joshua Paschal vs Eastern Michigan (Sep 07, 2019)
	2.0	DeAndre Square at Mississippi State (Sep 21 2019)
	2.0	Jamar Watson at South Carolina (Sep 28, 2019)
	2.0	Kash Daniel vs Arkansas (Oct 12, 2019)
	2.0	Calvin Taylor Jr. vs Missouri (Oct 26, 2019)
Interceptions	1	DeAndre Square vs Toledo Rockets (Aug 31, 2019)
	1	Jordan Griffin vs Eastern Michigan (Sep 07, 2019)
	1	Kash Daniel vs Eastern Michigan (Sep 07, 2019)
	1	Tyrell Ajian vs Florida (Sep 14, 2019)
	1	Quandre Mosely at Mississippi State (Sep 21 2019)



The Automated ScoreBook  
Kentucky Wildcats Game Superlatives (as of Nov 17, 2019)  
All games

1 Yusuf Corker at Vanderbilt (Nov 16, 2019)

The Automated ScoreBook  
 Kentucky Wildcats Game Superlatives (as of Nov 17, 2019)  
 All games

TEAM GAME HIGHS

Rushes	64	vs Tennessee (Nov 09, 2019)
Yards Rushing	401	at Vanderbilt (Nov 16, 2019)
Yards Per Rush	7.0	at Vanderbilt (Nov 16, 2019)
TD Rushes	4	vs Missouri (Oct 26, 2019)
	4	at Vanderbilt (Nov 16, 2019)
Pass attempts	42	at Mississippi State (Sep 21, 2019)
Pass completions	23	vs Florida (Sep 14, 2019)
Yards Passing	267	vs Florida (Sep 14, 2019)
Yards Per Pass	9.5	vs Toledo Rockets (Aug 31, 2019)
TD Passes	2	vs Toledo Rockets (Aug 31, 2019)
	2	vs Eastern Michigan (Sep 07, 2019)
	2	vs Florida (Sep 14, 2019)
Total Plays	76	vs Florida (Sep 14, 2019)
Total Offense	528	at Vanderbilt (Nov 16, 2019)
Yards Per Play	7.3	at Vanderbilt (Nov 16, 2019)
Points	38	vs Toledo Rockets (Aug 31, 2019)
	38	vs Eastern Michigan (Sep 07, 2019)
	38	at Vanderbilt (Nov 16, 2019)
Sacks By	4	vs Toledo Rockets (Aug 31, 2019)
	4	vs Missouri (Oct 26, 2019)
First Downs	30	at Vanderbilt (Nov 16, 2019)
Penalties	11	at Vanderbilt (Nov 16, 2019)
Penalty Yards	91	at Vanderbilt (Nov 16, 2019)
Turnovers	4	vs Florida (Sep 14, 2019)
Interceptions By	2	vs Eastern Michigan (Sep 07, 2019)
Punts	9	at South Carolina (Sep 28, 2019)
Punting Avg	54.5	vs Florida (Sep 14, 2019)
Long Punt	70	vs Missouri (Oct 26, 2019)
Punts inside 20	4	at South Carolina (Sep 28, 2019)
	4	at Georgia (Oct 19, 2019)
Long Punt Return	29	vs Eastern Michigan (Sep 07, 2019)

The Automated ScoreBook  
 Kentucky Wildcats Game Superlatives (as of Nov 17, 2019)  
 All games

OPPONENT INDIVIDUAL GAME HIGHS

Rushes	26	Kylin Hill, at Mississippi State (Sep 21 2019)
Yards Rushing	179	D'Andre Swift, at Georgia (Oct 19, 2019)
TD Rushes	3	Kylin Hill, at Mississippi State (Sep 21 2019)
Long Rush	76	J. Hammond, vs Florida (Sep 14, 2019)
Pass attempts	53	GLASS, Mike, vs Eastern Michigan (Sep 07, 2019)
Pass completions	34	GLASS, Mike, vs Eastern Michigan (Sep 07, 2019)
Yards Passing	337	GLASS, Mike, vs Eastern Michigan (Sep 07, 2019)
TD Passes	2	GLASS, Mike, vs Eastern Michigan (Sep 07, 2019)
	2	Guarantano,J., vs Tennessee (Nov 09, 2019)
Long Pass	74	Bryant, Kelly, vs Missouri (Oct 26, 2019)
Receptions	7	SEXTON, Mathew, vs Eastern Michigan (Sep 07, 2019)
	7	V. Jefferson, vs Florida (Sep 14, 2019)
Yards Receiving	103	Callaway,M., vs Tennessee (Nov 09, 2019)
TD Receptions	1	LATU, Line, vs Eastern Michigan (Sep 07, 2019)
	1	CANNON, Bryson, vs Eastern Michigan (Sep 07, 2019)
	1	F. Swain, vs Florida (Sep 14, 2019)
	1	Badie, Tyler, vs Missouri (Oct 26, 2019)
	1	Callaway,M., vs Tennessee (Nov 09, 2019)
	1	Palmer,J., vs Tennessee (Nov 09, 2019)
Long Reception	74	Badie, Tyler, vs Missouri (Oct 26, 2019)
Field Goals	2	Connor Limpert, vs Arkansas (Oct 12, 2019)
Long Field Goal	46	Evan Davis, vs Toledo Rockets (Aug 31, 2019)
Punts	9	Joseph Charlton, at South Carolina (Sep 28, 2019)
Punting Avg	52.8	Jake Camarda, at Georgia (Oct 19, 2019)
Long Punt	65	Joseph Charlton, at South Carolina (Sep 28, 2019)
Punts inside 20	5	Joseph Charlton, at South Carolina (Sep 28, 2019)
Long Punt Return	26	Treylon Burks, vs Arkansas (Oct 12, 2019)
Long Kickoff Return	37	Ronnie Jones, vs Toledo Rockets (Aug 31, 2019)
Tackles	19	Bituli,D., vs Tennessee (Nov 09, 2019)
Sacks	3.0	D.J. Wonnum, at South Carolina (Sep 28, 2019)
Tackles For Loss	3.0	D.J. Wonnum, at South Carolina (Sep 28, 2019)
Interceptions	2	S. Davis, vs Florida (Sep 14, 2019)

The Automated ScoreBook  
 Kentucky Wildcats Game Superlatives (as of Nov 17, 2019)  
 All games

OPPONENT TEAM GAME HIGHS

Rushes	46	at South Carolina (Sep 28, 2019)
Yards Rushing	247	at South Carolina (Sep 28, 2019)
Yards Per Rush	6.1	vs Arkansas (Oct 12, 2019)
TD Rushes	3	vs Toledo Rockets (Aug 31, 2019)
	3	vs Florida (Sep 14, 2019)
	3	at Mississippi State (Sep 21 2019)
	3	at South Carolina (Sep 28, 2019)
	3	at Georgia (Oct 19, 2019)
Pass attempts	53	vs Eastern Michigan (Sep 07, 2019)
Pass completions	34	vs Eastern Michigan (Sep 07, 2019)
Yards Passing	337	vs Eastern Michigan (Sep 07, 2019)
Yards Per Pass	10.0	vs Florida (Sep 14, 2019)
TD Passes	2	vs Eastern Michigan (Sep 07, 2019)
	2	vs Tennessee (Nov 09, 2019)
Total Plays	75	vs Eastern Michigan (Sep 07, 2019)
Total Offense	438	vs Florida (Sep 14, 2019)
Yards Per Play	7.7	vs Florida (Sep 14, 2019)
Points	29	vs Florida (Sep 14, 2019)
Sacks By	4	at South Carolina (Sep 28, 2019)
First Downs	24	vs Eastern Michigan (Sep 07, 2019)
Penalties	11	vs Toledo Rockets (Aug 31, 2019)
Penalty Yards	80	vs Toledo Rockets (Aug 31, 2019)
Turnovers	2	vs Toledo Rockets (Aug 31, 2019)
	2	vs Eastern Michigan (Sep 07, 2019)
	2	vs Florida (Sep 14, 2019)
	2	at Mississippi State (Sep 21 2019)
	2	vs Missouri (Oct 26, 2019)
Interceptions By	3	vs Florida (Sep 14, 2019)
Punts	9	at South Carolina (Sep 28, 2019)
Punting Avg	52.8	at Georgia (Oct 19, 2019)
Long Punt	65	at South Carolina (Sep 28, 2019)
Punts inside 20	5	at South Carolina (Sep 28, 2019)
Long Punt Return	26	vs Arkansas (Oct 12, 2019)

The Automated ScoreBook  
 Kentucky Wildcats Team Game-by-Game (as of Nov 17, 2019)  
 All games

TEAM STATISTICS

Date	Opponent	Rushing				Receiving				Passing				Kick Returns				Punt Returns				tot off
		no.	yds	td	lg	no.	yds	td	lg	cmp-att-int	yds	td	lg	no.	yds	td	lg	no.	yds	td	lg	
Aug 31	TOLEDO ROCKETS	39	176	3	40	19	246	2	40	19-26-0	246	2	40	3	62	0	24	2	5	0	6	422
Sep 07	EASTERN MICHIGAN	39	239	3	32	20	222	2	54	20-36-0	222	2	54	1	37	0	37	1	29	0	29	461
Sep 14	FLORIDA	41	140	1	21	23	267	2	26	23-35-3	267	2	26	1	18	0	18	0	0	0	0	407
Sep 21	at Mississippi State	28	154	1	31	15	232	0	39	15-42-1	232	0	39	2	22	0	19	1	25	0	25	386
Sep 28	at South Carolina	28	115	1	44	13	97	0	26	13-34-1	97	0	26	3	84	0	37	1	9	0	9	212
Oct 12	ARKANSAS	54	330	2	51	8	88	1	31	8-12-0	88	1	31	2	48	0	26	3	18	0	18	418
Oct 19	at Georgia	35	160	0	21	2	17	0	9	2-16-0	17	0	9	2	75	0	58	2	13	0	19	177
Oct 26	MISSOURI	48	297	4	46	4	63	0	44	4-8-0	63	0	44	0	0	0	0	3	29	0	18	360
Nov 09	TENNESSEE	64	302	2	26	4	25	0	12	4-7-1	25	0	12	1	19	0	19	2	1	0	0	327
Nov 16	at Vanderbilt	57	401	4	49	11	127	1	40	11-15-0	127	1	40	0	0	0	0	0	0	0	0	528
Kentucky Wildcats		433	2314	21	51	119	1384	8	54	119-231-6	1384	8	54	15	365	0	58	15	129	0	29	3698
		327	1590	18	76	158	1747	6	74	158-274-6	1747	6	74	6	109	0	37	8	42	0	26	3337

Games: 10 • Avg/rush: 5.3 • Avg/catch: 11.6 • Pass effic: 108.08 • KR avg: 24.3 • PR avg: 8.6 • All purpose avg/game: 428.9 • Total offense avg/gm: 369.8

Date	Opponent	Tackles				Sacks	Fumble	Pass Defense			blkd	PAT Attempts			off			
		ua	a	total	tfl-yds	no-yds	ff	fr-yds	int-yds	qbh	brup	kick	kick	rush	rcv	saf	t/o	pts
Aug 31	TOLEDO ROCKETS	32	34	66	8-35	4.0-28	1	1-0	1-3	1	5	0	5-5	0	0	0	10	38
Sep 07	EASTERN MICHIGAN	44	8	52	5-28	2.0-18	1	0-0	2-33	4	5	0	5-5	0	0	0	3	38
Sep 14	FLORIDA	34	12	46	5-10	1.0-5	1	1-0	1-22	4	4	0	3-3	0	0	0	7	21
Sep 21	at Mississippi State	36	28	64	5-20	2.0-14	1	1-0	1-39	0	4	0	1-1	0	0	0	7	13
Sep 28	at South Carolina	47	16	63	4-20	3.0-15	1	1-0	0-0	5	6	0	1-1	0	0	0	0	7
Oct 12	ARKANSAS	36	12	48	7-24	3.0-18	1	0-0	0-0	4	7	0	3-3	0	0	0	0	24
Oct 19	at Georgia	32	30	62	3-8	0.0-0	0	0-0	0-0	0	1	0	0-0	0	0	0	0	0
Oct 26	MISSOURI	35	20	55	5-23	4.0-21	4	2-0	0-0	2	3	0	2-4	0	0	0	7	29
Nov 09	TENNESSEE	21	8	29	2-10	1.0-7	1	1-0	0-0	0	5	1	1-2	0	0	0	0	13
Nov 16	at Vanderbilt	27	14	41	2-4	0.0-0	1	0-0	1-0	3	4	0	5-5	0	0	0	7	38
Kentucky Wildcats		344	182	526	46-182	20.0-126	12	7-0	6-97	23	44	1	26-29	0	0	0	41	221
		397	252	649	60-169	16.0-89	14	10-72	6-146	14	36	1	24-24	0	0	0	57	201

Date	Opponent	Punting							Field Goals			Kickoffs						
		no.	yds	avg	long	blkd	tb	fc	50+	i20	md-att	long	blkd	no.	yds	avg	tb	ob
Aug 31	TOLEDO ROCKETS	6	324	54.0	61	0	0	1	5	2	1-1	46	0	7	451	64.4	5	0
Sep 07	EASTERN MICHIGAN	3	130	43.3	56	0	0	1	1	3	1-2	40	0	7	430	61.4	6	0
Sep 14	FLORIDA	2	109	54.5	63	0	0	1	1	2	0-1	0	0	4	260	65.0	4	0
Sep 21	at Mississippi State	3	154	51.3	56	0	2	1	2	1	2-4	40	0	4	260	65.0	4	0
Sep 28	at South Carolina	9	460	51.1	62	0	0	0	3	4	0-0	0	0	1	65	65.0	1	0
Oct 12	ARKANSAS	3	133	44.3	54	0	0	2	1	2	1-2	50	0	5	322	64.4	3	0
Oct 19	at Georgia	7	281	40.1	69	0	1	0	3	4	0-0	0	0	1	51	51.0	0	0
Oct 26	MISSOURI	5	262	52.4	70	0	0	1	2	3	1-1	43	0	6	370	61.7	5	0
Nov 09	TENNESSEE	3	139	46.3	55	0	1	1	1	0	0-0	0	0	3	155	51.7	2	0
Nov 16	at Vanderbilt	1	35	35.0	35	0	0	0	0	0	1-1	32	0	7	405	57.9	5	0
Kentucky Wildcats		42	2027	48.3	70	0	4	8	19	21	7-12	50	0	45	2769	61.5	35	0
		48	2178	45.4	65	1	7	6	14	21	7-9	46	0	42	2637	62.8	26	0

The Automated ScoreBook  
Kentucky Wildcats Opponent Game-by-Game (as of Nov 17, 2019)  
All games

OPPONENT STATISTICS

Date	Opponent	Rushing				Receiving				Passing				Kick Returns				Punt Returns				tot off
		no.	yds	td	lg	no.	yds	td	lg	cmp-att-int	yds	td	lg	no.	yds	td	lg	no.	yds	td	lg	
Aug 31	TOLEDO ROCKETS	39	181	3	21	11	166	0	39	11-25-1	166	0	39	2	59	0	37	3	6	0	5	347
Sep 07	EASTERN MICHIGAN	22	49	0	16	34	337	2	38	34-53-2	337	2	38	0	0	0	0	0	0	0	0	386
Sep 14	FLORIDA	27	138	3	76	21	300	1	32	21-30-1	300	1	32	0	0	0	0	0	0	0	0	438
Sep 21 20	at Mississippi State	40	241	3	49	17	180	0	25	17-22-1	180	0	25	0	0	0	0	0	0	0	0	421
Sep 28	at South Carolina	46	247	3	30	15	140	0	23	15-27-0	140	0	23	0	0	0	0	1	-2	0	0	387
Oct 12	ARKANSAS	30	183	2	74	12	122	0	22	12-27-0	122	0	22	2	38	0	23	1	26	0	26	305
Oct 19	at Georgia	43	235	3	39	9	35	0	22	9-12-0	35	0	22	1	0	0	0	1	7	0	7	270
Oct 26	MISSOURI	34	125	0	16	14	164	1	74	14-29-0	164	1	74	1	12	0	12	1	0	0	0	289
Nov 09	TENNESSEE	21	83	0	17	14	213	2	34	14-25-0	213	2	34	0	0	0	0	1	5	0	5	296
Nov 16	at Vanderbilt	25	108	1	22	11	90	0	22	11-24-1	90	0	22	0	0	0	0	0	0	0	0	198
Opponents		327	1590	18	76	158	1747	6	74	158-274-6	1747	6	74	6	109	0	37	8	42	0	26	3337
		433	2314	21	51	119	1384	8	54	119-231-6	1384	8	54	15	365	0	58	15	129	0	29	3698

Games: 10 • Avg/rush: 4.9 • Avg/catch: 11.1 • Pass effic: 114.07 • KR avg: 18.2 • PR avg: 5.2 • All purpose avg/game: 363.4 • Total offense avg/gm: 333.7

Date	Opponent	Tackles				Sacks	Fumble	Pass Defense			blkd	PAT Attempts			off			
		ua	a	total	tfl-yds	no-yds	ff	fr-yds	int-yds	qbh	brup	kick	kick	rush	rcv	saf	t/o	pts
Aug 31	TOLEDO ROCKETS	41	26	67	8-20	1.0-6	3	2-3	0-0	1	1	0	3-3	0	0	0	10	24
Sep 07	EASTERN MICHIGAN	46	16	62	4-2	2.0-2	2	1-0	0-0	0	3	0	2-2	0	0	0	0	17
Sep 14	FLORIDA	45	18	63	4-11	1.0-8	0	1-0	3-70	3	3	0	2-2	0	0	0	16	29
Sep 21	at Mississippi State	31	28	59	5-19	3.0-16	1	0-0	1-52	5	13	0	4-4	0	0	0	7	28
Sep 28	at South Carolina	36	16	52	9-46	4.0-34	2	1-0	1-0	5	8	0	3-3	0	0	0	7	24
Oct 12	ARKANSAS	46	28	74	9-17	1.0-7	1	1-0	0-0	0	1	0	2-2	0	0	0	3	20
Oct 19	at Georgia	25	30	55	2-3	1.0-3	2	1-1	0-0	0	5	0	3-3	0	0	0	7	21
Oct 26	MISSOURI	38	20	58	6-12	0.0-0	2	2-1	0-0	0	2	0	1-1	0	0	0	0	7
Nov 09	TENNESSEE	49	34	83	7-27	2.0-11	0	0-0	1-24	0	0	1	2-2	0	0	0	0	17
Nov 16	at Vanderbilt	40	36	76	6-12	1.0-2	1	1-67	0-0	0	0	0	2-2	0	0	0	7	14
Opponents		397	252	649	60-169	16.0-89	14	10-72	6-146	14	36	1	24-24	0	0	0	57	201
		344	182	526	46-182	20.0-126	12	7-0	6-97	23	44	1	26-29	0	0	0	41	221

Date	Opponent	Punting								Field Goals			Kickoffs					
		no.	yds	avg	long	blkd	tb	fc	50+	i20	md-att	long	blkd	no.	yds	avg	tb	ob
Aug 31	TOLEDO ROCKETS	8	339	42.4	58	0	0	2	2	4	1-1	46	0	4	250	62.5	1	0
Sep 07	EASTERN MICHIGAN	4	174	43.5	49	0	0	0	0	2	1-1	24	0	4	259	64.8	3	0
Sep 14	FLORIDA	1	44	44.0	44	0	0	0	0	1	1-2	32	0	6	387	64.5	5	0
Sep 21	at Mississippi State	3	147	49.0	50	0	2	0	1	0	0-0	0	0	5	295	59.0	3	0
Sep 28	at South Carolina	9	461	51.2	65	0	2	1	4	5	1-1	26	0	5	323	64.6	2	0
Oct 12	ARKANSAS	4	177	44.2	50	0	0	0	1	2	2-2	44	0	5	323	64.6	3	0
Oct 19	at Georgia	6	317	52.8	64	0	2	0	3	1	0-0	0	0	4	216	54.0	1	0
Oct 26	MISSOURI	6	262	43.7	56	0	1	0	1	2	0-1	0	0	2	130	65.0	2	0
Nov 09	TENNESSEE	4	141	35.2	57	1	0	1	2	3	1-1	26	0	4	259	64.8	3	0
Nov 16	at Vanderbilt	3	116	38.7	42	0	0	2	0	1	0-0	0	0	3	195	65.0	3	0
Opponents		48	2178	45.4	65	1	7	6	14	21	7-9	46	0	42	2637	62.8	26	0
		42	2027	48.3	70	0	4	8	19	21	7-12	50	0	45	2769	61.5	35	0

The Automated ScoreBook  
 Kentucky Wildcats Team Game-by-Game Comparison (as of Nov 17, 2019)  
 All games

Opponent	Score	First Downs				Pen	Rushing Number-Yards	Passing		Total Offense Plays-Yards	Return Yards	Turn- Overs
		Total	Rush	Pass	Comp-Att-Int			Yards				
TOLEDO ROCKETS	38 - 24	20 / 15	8 / 6	9 / 7	3 / 2	39-176 / 39-181	19-26-0 / 11-25-1	246 / 166	65-422 / 64-347	70 / 68	2 / 2	
EASTERN MICHIGAN	38 - 17	26 / 24	14 / 6	10 / 16	2 / 2	39-239 / 22-49	20-36-0 / 34-53-2	222 / 337	75-461 / 75-386	99 / 0	1 / 2	
FLORIDA	21 - 29	26 / 21	10 / 4	14 / 12	2 / 5	41-140 / 27-138	23-35-3 / 21-30-1	267 / 300	76-407 / 57-438	40 / 70	4 / 2	
Mississippi State	13 - 28	21 / 22	9 / 12	10 / 9	2 / 1	28-154 / 40-241	15-42-1 / 17-22-1	232 / 180	70-386 / 62-421	86 / 52	1 / 2	
South Carolina	7 - 24	9 / 21	4 / 14	4 / 7	1 / 0	28-115 / 46-247	13-34-1 / 15-27-0	97 / 140	62-212 / 73-387	93 / -2	2 / 1	
ARKANSAS	24 - 20	21 / 16	15 / 6	5 / 7	1 / 3	54-330 / 30-183	8-12-0 / 12-27-0	88 / 122	66-418 / 57-305	66 / 64	1 / 0	
Georgia	0 - 21	9 / 14	8 / 10	1 / 3	0 / 1	35-160 / 43-235	2-16-0 / 9-12-0	17 / 35	51-177 / 55-270	88 / 8	1 / 0	
MISSOURI	29 - 7	15 / 14	11 / 8	2 / 4	2 / 2	48-297 / 34-125	4-8-0 / 14-29-0	63 / 164	56-360 / 63-289	29 / 13	2 / 2	
TENNESSEE	13 - 17	21 / 13	18 / 2	1 / 10	2 / 1	64-302 / 21-83	4-7-1 / 14-25-0	25 / 213	71-327 / 46-296	20 / 29	1 / 1	
Vanderbilt	38 - 14	30 / 13	22 / 6	6 / 5	2 / 2	57-401 / 25-108	11-15-0 / 11-24-1	127 / 90	72-528 / 49-198	0 / 67	1 / 1	
Totals	221 - 201	198 / 173	119 / 74	62 / 80	17 / 19	433-2314 / 327-1590	119-231-6 / 158-274-6	1384 / 1747	664-3698 / 601-3337	591 / 369	16 / 13	

Opponent	3rd Down Conversions	4th Down Conversions	Time of Possession	TOP Margin	Avg Yds/Rush	Avg Yds/Pass	Avg Yds/Play	Punting Number-Avg	Penalties Number-Yards	Sacks
TOLEDO ROCKETS	3-11 / 7-16	1-1 / 0-0	30:45 / 29:15	1:30	4.5 / 4.6	9.5 / 6.6	6.5 / 5.4	6-54.0 / 8-42.4	7-61 / 11-80	4 / 1
EASTERN MICHIGAN	9-14 / 6-14	0-0 / 1-2	33:01 / 26:59	6:02	6.1 / 2.2	6.2 / 6.4	6.1 / 5.1	3-43.3 / 4-43.5	7-84 / 5-46	2 / 2
FLORIDA	8-15 / 4-8	1-2 / 0-1	34:55 / 25:05	9:50	3.4 / 5.1	7.6 / 10.0	5.4 / 7.7	2-54.5 / 1-44.0	9-79 / 7-78	1 / 1
Mississippi State	1-12 / 6-10	3-4 / 0-0	26:54 / 33:06	-6:12	5.5 / 6.0	5.5 / 8.2	5.5 / 6.8	3-51.3 / 3-49.0	5-40 / 5-45	2 / 3
South Carolina	2-15 / 5-15	0-2 / 0-0	26:10 / 33:50	-7:40	4.1 / 5.4	2.9 / 5.2	3.4 / 5.3	9-51.1 / 9-51.2	4-20 / 5-40	3 / 4
ARKANSAS	7-14 / 6-13	0-1 / 0-1	37:11 / 22:49	14:22	6.1 / 6.1	7.3 / 4.5	6.3 / 5.4	3-44.3 / 4-44.2	7-44 / 5-39	3 / 1
Georgia	3-13 / 3-12	0-2 / 1-2	26:32 / 33:28	-6:56	4.6 / 5.5	1.1 / 2.9	3.5 / 4.9	7-40.1 / 6-52.8	7-60 / 4-33	0 / 1
MISSOURI	3-12 / 4-14	2-2 / 0-2	33:19 / 26:41	6:38	6.2 / 3.7	7.9 / 5.7	6.4 / 4.6	5-52.4 / 6-43.7	4-48 / 8-75	4 / 0
TENNESSEE	7-15 / 5-11	2-5 / 0-0	41:37 / 18:23	23:14	4.7 / 4.0	3.6 / 8.5	4.6 / 6.4	3-46.3 / 4-35.2	4-29 / 6-56	1 / 2
Vanderbilt	8-11 / 2-9	0-1 / 1-4	38:39 / 21:21	17:18	7.0 / 4.3	8.5 / 3.8	7.3 / 4.0	1-35.0 / 3-38.7	11-91 / 5-42	0 / 1
Totals	51-132 / 48-122	9-20 / 3-12	329:03 / 270:57	58:06	5.3 / 4.9	6.0 / 6.4	5.6 / 5.6	42-48.3 / 48-45.4	65-556 / 61-534	20 / 16

Note: Game totals are displayed in the format TEAM/OPPONENT for each category

The Automated ScoreBook  
 Kentucky Wildcats By-Quarter Statistics (as of Nov 17, 2019)  
 All games

3rd-Down Conversions

Date	Opponent	Score	Overall	1st Qtr	2nd Qtr	3rd Qtr	4th Qtr	Overtime
Aug 31, 2019	TOLEDO ROCKETES	W 38-24	3-11 27.3	1-3 33.3	0-2 0.0	0-3 0.0	2-3 66.7	
Sep 07, 2019	EASTERN MICHIGAN	W 38-17	9-14 64.3	3-4 75.0	3-6 50.0	2-2 100.0	1-2 50.0	
Sep 14, 2019	FLORIDA	L 21-29	8-15 53.3	2-3 66.7	3-4 75.0	3-4 75.0	0-4 0.0	
Sep 21, 2019	at Mississippi State	L 13-28	1-12 8.3	1-3 33.3	0-3 0.0	0-1 0.0	0-5 0.0	
Sep 28, 2019	at South Carolina	L 7-24	2-15 13.3	0-4 0.0	0-2 0.0	2-6 33.3	0-3 0.0	
Oct 12, 2019	ARKANSAS	W 24-20	7-14 50.0	1-3 33.3	2-3 66.7	3-6 50.0	1-2 50.0	
Oct 19, 2019	at Georgia	L 0-21	3-13 23.1	0-3 0.0	1-3 33.3	0-3 0.0	2-4 50.0	
Oct 26, 2019	MISSOURI	W 29-7	3-12 25.0	0-1 0.0	1-3 33.3	0-3 0.0	2-5 40.0	
Nov 09, 2019	TENNESSEE	L 13-17	7-15 46.7	3-4 75.0	1-4 25.0	1-3 33.3	2-4 50.0	
Nov 16, 2019	at Vanderbilt	W 38-14	8-11 72.7	1-2 50.0	3-3 100.0	3-3 100.0	1-3 33.3	
Kentucky Wildcats			51-132 38.6	12-30 40.0	14-33 42.4	14-34 41.2	11-35 31.4	0-0 0.0
Opponents			48-122 39.3	14-32 43.8	11-30 36.7	10-26 38.5	13-34 38.2	0-0 0.0

4th-Down Conversions

Date	Opponent	Score	Overall	1st Qtr	2nd Qtr	3rd Qtr	4th Qtr	Overtime
Aug 31, 2019	TOLEDO ROCKETES	W 38-24	1-1 100.0	1-1 100.0	0-0 0.0	0-0 0.0	0-0 0.0	
Sep 07, 2019	EASTERN MICHIGAN	W 38-17	0-0 0.0	0-0 0.0	0-0 0.0	0-0 0.0	0-0 0.0	
Sep 14, 2019	FLORIDA	L 21-29	1-2 50.0	0-0 0.0	0-0 0.0	0-0 0.0	1-2 50.0	
Sep 21, 2019	at Mississippi State	L 13-28	3-4 75.0	0-0 0.0	0-0 0.0	1-1 100.0	2-3 66.7	
Sep 28, 2019	at South Carolina	L 7-24	0-2 0.0	0-1 0.0	0-0 0.0	0-1 0.0	0-0 0.0	
Oct 12, 2019	ARKANSAS	W 24-20	0-1 0.0	0-1 0.0	0-0 0.0	0-0 0.0	0-0 0.0	
Oct 19, 2019	at Georgia	L 0-21	0-2 0.0	0-0 0.0	0-0 0.0	0-0 0.0	0-2 0.0	
Oct 26, 2019	MISSOURI	W 29-7	2-2 100.0	0-0 0.0	1-1 100.0	0-0 0.0	1-1 100.0	
Nov 09, 2019	TENNESSEE	L 13-17	2-5 40.0	1-1 100.0	1-1 100.0	0-1 0.0	0-2 0.0	
Nov 16, 2019	at Vanderbilt	W 38-14	0-1 0.0	0-0 0.0	0-0 0.0	0-0 0.0	0-1 0.0	
Kentucky Wildcats			9-20 45.0	2-4 50.0	2-2 100.0	1-3 33.3	4-11 36.4	0-0 0.0
Opponents			3-12 25.0	0-0 0.0	0-1 0.0	0-2 0.0	3-9 33.3	0-0 0.0

Time of Possession

Date	Opponent	Score	Overall	1st Qtr	2nd Qtr	3rd Qtr	4th Qtr	Overtime
Aug 31, 2019	TOLEDO ROCKETES	W 38-24	30:45	8:14	4:59	9:33	7:59	
Sep 07, 2019	EASTERN MICHIGAN	W 38-17	33:01	8:09	8:15	10:02	6:35	
Sep 14, 2019	FLORIDA	L 21-29	34:55	7:37	9:07	10:40	7:31	
Sep 21, 2019	at Mississippi State	L 13-28	26:54	9:08	5:16	4:18	8:12	
Sep 28, 2019	at South Carolina	L 7-24	26:10	6:01	4:50	9:48	5:31	
Oct 12, 2019	ARKANSAS	W 24-20	37:11	7:52	10:04	11:15	8:00	
Oct 19, 2019	at Georgia	L 0-21	26:32	6:47	4:31	10:04	5:10	
Oct 26, 2019	MISSOURI	W 29-7	33:19	4:59	10:34	6:40	11:06	
Nov 09, 2019	TENNESSEE	L 13-17	41:37	12:23	9:03	7:25	12:46	
Nov 16, 2019	at Vanderbilt	W 38-14	38:39	8:09	12:01	9:58	8:31	
Kentucky Wildcats			Total	79:19	78:40	89:43	81:21	0:00
			Avg.	7:55	7:52	8:58	8:08	0:00
Opponents			Total	70:41	71:20	60:17	68:39	0:00
			Avg.	7:04	7:08	6:01	6:51	0:00



The Automated ScoreBook  
Kentucky Wildcats Passing Game-by-Game (as of Nov 17, 2019)  
All games

# 12 Sawyer Smith	Comp	Att	Int	Pct	Yards	TD	Long	Sacked	Effic
Eastern Michigan	5	9	0	55.6	76	2	54	0-0	199.82
Florida	23	35	3	65.7	267	2	26	1-8	131.51
Mississippi State	15	41	1	36.6	232	0	39	3-16	79.24
South Carolina	11	32	1	34.4	90	0	26	4-34	51.75
Missouri	1	1	0	100.0	9	0	9	0-0	175.60
Vanderbilt	2	4	0	50.0	16	0	11	0-0	83.60
TOTALS	57	122	5	46.7	690	4	54	8-58	96.85

# 3 Terry Wilson	Comp	Att	Int	Pct	Yards	TD	Long	Sacked	Effic
Toledo Rockets	19	26	0	73.1	246	2	40	1-6	177.94
Eastern Michigan	14	26	0	53.8	114	0	14	2-2	90.68
TOTALS	33	52	0	63.5	360	2	40	3-8	134.31

# 1 Lynn Bowden Jr.	Comp	Att	Int	Pct	Yards	TD	Long	Sacked	Effic
Eastern Michigan	1	1	0	100.0	32	0	32	0-0	368.80
Mississippi State	0	1	0	0.0	0	0	0	0-0	0.00
South Carolina	2	2	0	100.0	7	0	9	0-0	129.40
Arkansas	7	11	0	63.6	78	1	31	1-7	153.20
Georgia	2	15	0	13.3	17	0	9	1-3	22.85
Missouri	3	7	0	42.9	54	0	44	0-0	107.66
Tennessee	4	7	1	57.1	25	0	12	2-11	58.57
Vanderbilt	8	10	0	80.0	104	1	40	1-2	200.36
TOTALS	27	54	1	50.0	317	2	44	5-23	107.83

# 1W Walker Wood	Comp	Att	Int	Pct	Yards	TD	Long	Sacked	Effic
Vanderbilt	1	1	0	100.0	7	0	7	0-0	158.80
TOTALS	1	1	0	100.0	7	0	7	0-0	158.80

# 10 Asim Rose	Comp	Att	Int	Pct	Yards	TD	Long	Sacked	Effic
Arkansas	1	1	0	100.0	10	0	10	0-0	184.00
TOTALS	1	1	0	100.0	10	0	10	0-0	184.00

# 6 Josh Ali	Comp	Att	Int	Pct	Yards	TD	Long	Sacked	Effic
Georgia	0	1	0	0.0	0	0	0	0-0	0.00
TOTALS	0	1	0	0.0	0	0	0	0-0	0.00

The Automated ScoreBook  
Kentucky Wildcats Red-Zone Results (as of Nov 17, 2019)  
All games

Kentucky Wildcats Inside Opponent Red-Zone

Date	Opponent	Score	Times In RZ	Times Scored	Total Pts	Rush TDs	Pass TDs	FGs Made	Failed to score inside RZ						
									FGA	Down	Int	Fumb	Half	Game	
Aug 31, 2019	TOLEDO ROCKETS	W 38-24	3	3	21	3	2	1	0	0	0	0	0	0	0
Sep 07, 2019	EASTERN MICHIGAN	W 38-17	5	4	24	3	2	1	1	0	0	0	1	0	0
Sep 14, 2019	FLORIDA	L 21-29	4	2	14	2	1	1	0	1	0	1	0	0	0
Sep 21, 2019	at Mississippi State	L 13-28	4	2	10	1	1	0	1	2	0	0	0	0	0
Sep 28, 2019	at South Carolina	L 7-24	1	1	7	1	1	0	0	0	0	0	0	0	0
Oct 12, 2019	ARKANSAS	W 24-20	4	3	17	2	1	1	1	0	0	0	0	1	0
Oct 19, 2019	at Georgia	L 0-21	1	0	0	0	0	0	0	0	1	0	0	0	0
Oct 26, 2019	MISSOURI	W 29-7	3	3	19	3	3	0	0	0	0	0	0	0	0
Nov 09, 2019	TENNESSEE	L 13-17	2	1	7	1	1	0	0	0	1	0	0	0	0
Nov 16, 2019	at Vanderbilt	W 38-14	4	4	24	3	2	1	1	0	0	0	0	0	0
Totals			31	23	143	19	14	5	4	3	2	1	1	1	0
23 of 31 (74.2%)															

Opponents Inside Kentucky Wildcats Red-Zone

Date	Opponent	Score	Times In RZ	Times Scored	Total Pts	Rush TDs	Pass TDs	FGs Made	Failed to score inside RZ						
									FGA	Down	Int	Fumb	Half	Game	
Aug 31, 2019	TOLEDO ROCKETS	W 38-24	2	2	14	2	2	0	0	0	0	0	0	0	0
Sep 07, 2019	EASTERN MICHIGAN	W 38-17	3	2	10	1	0	1	1	0	0	0	0	1	0
Sep 14, 2019	FLORIDA	L 21-29	5	4	22	3	2	1	1	1	0	0	0	0	0
Sep 21, 2019	at Mississippi State	L 13-28	4	3	21	3	3	0	0	0	0	0	1	0	0
Sep 28, 2019	at South Carolina	L 7-24	3	3	17	2	2	0	1	0	0	0	0	0	0
Oct 12, 2019	ARKANSAS	W 24-20	3	2	10	1	1	0	1	0	1	0	0	0	0
Oct 19, 2019	at Georgia	L 0-21	2	2	14	2	2	0	0	0	0	0	0	0	0
Oct 26, 2019	MISSOURI	W 29-7	1	0	0	0	0	0	0	0	1	0	0	0	0
Nov 09, 2019	TENNESSEE	L 13-17	3	3	17	2	0	2	1	0	0	0	0	0	0
Nov 16, 2019	at Vanderbilt	W 38-14	2	1	7	1	1	0	0	0	1	0	0	0	0
Totals			28	22	132	17	13	4	5	1	3	0	1	1	0
22 of 28 (78.6%)															



The Automated ScoreBook  
Kentucky Wildcats All-Purpose Yards Game-by-Game (as of Nov 17, 2019)  
All games

ALL-PURPOSE YARDS	Total	TOLEDO	EMU	UF	MS	SC	AR	UGA	MU	UT	VANDY
Lynn Bowden Jr.	1423	118	137	89	210	146	196	99	204	114	110
Asim Rose	686	90	94	64	105	44	90	37	51	44	67
Kavosiey Smoke	520	78	92	79	25	7	45	5	8	58	123
Chris Rodriguez	380	56	-	-	-	65	-	36	13	81	129
Josh Ali	261	8	11	28	61	27	31	16	38	14	27
Ahmad Wagner	245	57	71	70	15	35	-	-	1	DNP	-4
Zach Johnson	125	-	-	-	-	-	48	58	-	19	-
Justin Rigg	112	-	9	50	-	5	43	-	-	5	-
Bryce Oliver	111	32	-	-	-	-	8	9	44	DNP	18
Clevan Thomas	85	-	-	-	8	2	10	8	4	8	45
Keaton Upshaw	78	19	19	13	19	-	-	-	-	-	8
Terry Wilson	76	1	75	DNP	DNP	DNP	DNP	DNP	DNP	DNP	DNP
Allen Dailey	75	31	14	8	-	8	14	-	-	-	DNP
Quandre Mosely	39	-	-	-	39	-	-	-	-	-	-
Max Duffy	26	-	-	-	-	-	-	-	26	-	-
Tyrell Ajian	22	-	-	22	-	-	-	DNP	-	-	-
Kash Daniel	18	-	18	-	-	-	-	-	DNP	-	-
Jordan Griffin	15	-	15	-	-	DNP	-	-	-	-	-
Drew Schlegel	15	-	-	12	3	-	-	-	-	-	-
Walker Wood	12	DNP	DNP	DNP	DNP	DNP	DNP	DNP	DNP	DNP	12
Akeem Hayes	7	DNP	DNP	DNP	DNP	-	2	-	-	-	5
DeAndre Square	3	3	-	-	-	-	-	-	-	-	-
Joshua Paschal	2	-	-	-	-	-	-	-	-	2	-
Travis Tisdale	-3	DNP	DNP	DNP	DNP	DNP	DNP	DNP	DNP	DNP	-3
Team	-13	-1	-	-	-5	-	-3	-3	-	-	-1
Sawyer Smith	-31	DNP	5	12	-8	-34	DNP	DNP	-	2	-8

The Automated ScoreBook  
 Kentucky Wildcats Return Stats Game-by-Game (as of Nov 17, 2019)  
 All games

PUNT RETURNS	No-Yds	TOLEDO	EMU	UF	MS	SC	AR	UGA	MU	UT	VANDY
Josh Ali	10-74	1-6	-	-	-	1-9	2-18	2-13	3-29	1--1	-
Lynn Bowden Jr.	4-53	1--1	1-29	-	1-25	-	1-0	-	-	-	-
Joshua Paschal	1-2	-	-	-	-	-	-	-	-	1-2	-

KICK RETURNS	No-Yds	TOLEDO	EMU	UF	MS	SC	AR	UGA	MU	UT	VANDY
Lynn Bowden Jr.	8-200	2-42	1-37	1-18	1-19	3-84	-	-	-	-	-
Zach Johnson	4-125	-	-	-	-	-	2-48	1-58	-	1-19	-
Chris Rodriguez	2-37	1-20	-	-	-	-	-	1-17	-	-	-
Drew Schlegel	1-3	-	-	-	1-3	-	-	-	-	-	-

INT. RETURNS	No-Yds	TOLEDO	EMU	UF	MS	SC	AR	UGA	MU	UT	VANDY
Jordan Griffin	1-15	-	1-15	-	-	DNP	-	-	-	-	-
Quandre Mosely	1-39	-	-	-	1-39	-	-	-	-	-	-
Yusuf Corker	1-0	-	-	-	-	-	-	-	-	-	1-0
Tyrell Ajjan	1-22	-	-	1-22	-	-	-	DNP	-	-	-
Kash Daniel	1-18	-	1-18	-	-	-	-	-	DNP	-	-
DeAndre Square	1-3	1-3	-	-	-	-	-	-	-	-	-

FUMBLE RETURNS	No-Yds	TOLEDO	EMU	UF	MS	SC	AR	UGA	MU	UT	VANDY
----------------	--------	--------	-----	----	----	----	----	-----	----	----	-------

The Automated ScoreBook  
Kentucky Wildcats Total Tackles Game-by-Game (as of Nov 17, 2019)  
All games

Total Tackles	UA-A	Total	TOLEDO	EMU	UF	MS	SC	AR	UGA	MU	UT	VANDY
DeAndre Square LB	41-20	61	7-4	4-1	2-4	5-4	3-1	4-1	6-3	5-2	2-0	3-0
Yusuf Corker	39-21	60	3-4	7-0	1-0	4-3	6-3	7-2	7-4	3-3	0-1	1-1
Brandin Echols DB	33-9	42	1-0	7-0	4-3	9-1	3-1	2-0	1-2	3-1	2-1	1-0
Kash Daniel LB	25-16	41	1-3	3-2	9-1	2-3	2-2	4-1	1-2	DNP	2-1	1-1
Chris Oats LB	26-11	37	3-2	1-0	-	2-3	8-0	1-0	4-3	6-2	-	1-1
Joshua Paschal LB	17-12	29	3-1	3-2	1-0	2-2	2-1	1-1	2-2	2-1	1-1	0-1
Calvin Taylor DE	17-11	28	2-1	-	2-3	0-1	7-0	1-0	1-3	2-1	2-1	0-1
Jamar Watson LB	15-9	24	1-1	1-0	3-0	3-2	3-1	1-1	2-2	0-1	1-0	0-1
Jamari Brown DB	19-3	22	1-1	3-0	3-0	2-0	-	1-0	3-1	1-1	3-0	2-0
Jordan Griffin	12-8	20	2-4	1-0	1-0	-	DNP	3-1	-	1-0	2-2	2-1
T.J. Carter DE	13-6	19	2-0	1-1	1-0	1-0	4-2	0-1	1-0	2-1	1-0	0-1
Jordan Wright LB	10-6	16	2-4	2-0	0-1	-	1-0	2-0	1-0	1-1	-	1-0
Quandre Mosely DB	11-5	16	-	-	-	2-2	3-1	3-2	-	1-0	1-0	1-0
Quinton Bohanna NG	8-8	16	0-2	0-1	1-0	0-4	1-1	2-0	1-0	1-0	2-0	-
Tyrell Ajian	13-2	15	-	3-0	2-0	2-0	2-1	-	DNP	1-1	-	3-0
Marquan Mccall DL	4-9	13	0-2	1-1	1-0	1-1	0-1	1-1	0-2	-	-	0-1
Jamin Davis LB	6-7	13	0-1	-	-	-	-	-	1-1	1-2	1-0	3-3
Cedrick Dort DB	9-3	12	-	2-0	-	1-0	2-0	1-0	0-2	2-1	DNP	1-0
Kordell Looney DT	3-5	8	0-1	1-0	1-0	0-2	-	-	0-1	0-1	-	1-0
J.J. Weaver LB	5-1	6	DNP	DNP	DNP	DNP	DNP	DNP	DNP	1-0	DNP	4-1
Taj Dodson DB	3-0	3	1-0	1-0	1-0	DNP	DNP	DNP	DNP	DNP	DNP	DNP
Abule Abadi DT	0-3	3	0-1	-	-	-	0-1	0-1	-	-	-	-
Bryce Oliver	2-0	2	1-0	-	-	-	-	-	-	1-0	DNP	-
Zach Johnson	1-1	2	-	-	-	-	-	-	1-0	-	0-1	-
Brett Slusher	1-1	2	0-1	-	-	-	-	1-0	-	-	-	-
M.J. Devonshire CB	2-0	2	DNP	2-0	DNP	DNP	DNP	DNP	DNP	DNP	-	DNP
Xavier Peters LB	1-0	1	DNP	DNP	DNP	DNP	-	-	DNP	DNP	DNP	1-0
Stanley Garner CB	1-0	1	-	1-0	DNP	-	-	-	-	DNP	DNP	DNP
Drew Schlegel	1-0	1	-	-	-	-	-	-	-	-	1-0	-
K.D. McDaniel LB	0-1	1	DNP	DNP	DNP	DNP	DNP	DNP	DNP	0-1	-	DNP
Blake Best	0-1	1	0-1	-	-	-	-	-	-	-	-	-
Marquez Bemby LB	0-1	1	DNP	DNP	DNP	DNP	DNP	DNP	DNP	DNP	DNP	0-1
DeMarcus Harris	1-0	1	1-0	-	DNP	DNP	DNP	DNP	DNP	DNP	DNP	DNP
Kavosiey Smoke	1-0	1	-	-	-	-	-	-	-	1-0	-	-
Darian Kinnard	0-1	1	-	-	-	-	-	-	0-1	-	-	-
Davoan Hawkins DL	1-0	1	-	-	DNP	-	DNP	-	-	-	DNP	1-0
Justin Rigg	0-1	1	-	-	-	-	-	-	0-1	-	-	-
Grant McKinniss	1-0	1	1-0	-	-	-	-	-	-	-	-	-
Sawyer Smith	1-0	1	DNP	-	1-0	-	-	DNP	DNP	-	-	-
Max Duffy	1-0	1	-	-	-	-	-	1-0	-	-	-	-

The Automated ScoreBook  
 Kentucky Wildcats Tackle For Loss Game-by-Game (as of Nov 17, 2019)  
 All games

TACKLES FOR LOSS	UA-A	Total	TOLEDO	EMU	UF	MS	SC	AR	UGA	MU	UT	VANDY
Jamar Watson LB	5-3	8	1-4	-	1-1	1-1	2-9	1-8	1-1	-	1-3	-
Calvin Taylor DE	7-0	7	1-5	-	1-1	-	1-6	1-7	-	2-12	1-7	-
Joshua Paschal LB	6-0	6	1-10	2-7	-	1-4	-	1-3	-	1-1	-	-
DeAndre Square LB	3-2	5	2-6	-	-	2-10	-	-	1-7	-	-	-
Kash Daniel LB	4-0	4	1-2	-	1-2	-	-	2-2	-	DNP	-	-
Jordan Wright LB	3-0	3	1-3	1-13	-	-	-	-	-	1-8	-	-
T.J. Carter DE	3-0	3	1-5	1-3	-	-	1-5	-	-	-	-	-
Quinton Bohanna NG	2-0	2	-	-	-	-	-	1-3	-	1-2	-	-
Brandin Echols DB	1-0	1	-	-	-	1-5	-	-	-	-	-	-
Jamari Brown DB	1-0	1	-	-	-	-	-	1-1	-	-	-	-
Kordell Looney DT	1-0	1	-	-	1-5	-	-	-	-	-	-	-
Chris Oats LB	0-1	1	-	-	-	-	-	-	1-0	-	-	-
Davoan Hawkins DL	1-0	1	-	-	DNP	-	DNP	-	-	-	DNP	1-3
Jordan Griffin	1-0	1	-	1-5	-	-	DNP	-	-	-	-	-
Marquan Mccall DL	1-0	1	-	-	1-1	-	-	-	-	-	-	-
J.J. Weaver LB	1-0	1	DNP	DNP	DNP	DNP	DNP	DNP	DNP	-	DNP	1-1

**The Automated ScoreBook**  
**Kentucky Wildcats Sacks Game-by-Game (as of Oct 27, 2019)**  
**All games**

<b>SACKS</b>	<b>UA-A</b>	<b>Total</b>	<b>TOLEDO</b>	<b>EMU</b>	<b>UF</b>	<b>MS</b>	<b>SC</b>	<b>AR</b>	<b>UGA</b>	<b>MU</b>
Calvin Taylor DE	5-0	5.0	1.0-5	-	-	-	1.0-6	1.0-7	-	2.0-12
Jamar Watson LB	3-1	3.5	0.5-4	-	-	-	2.0-9	1.0-8	-	-
Jordan Wright LB	2-0	2.0	-	1.0-13	-	-	-	-	-	1.0-8
Joshua Paschal LB	2-0	2.0	1.0-10	-	-	-	-	-	-	1.0-1
DeAndre Square LB	1-1	1.5	0.5-4	-	-	1.0-9	-	-	-	-
Brandin Echols DB	1-0	1.0	-	-	-	1.0-5	-	-	-	-
T.J. Carter DE	1-0	1.0	1.0-5	-	-	-	-	-	-	-
Kordell Looney DT	1-0	1.0	-	-	1.0-5	-	-	-	-	-
Jordan Griffin	1-0	1.0	-	1.0-5	-	-	DNP	-	-	-
Quinton Bohanna NG	1-0	1.0	-	-	-	-	-	1.0-3	-	-





The Automated ScoreBook  
Kentucky Wildcats Games Played (as of Nov 18, 2019)  
All games

##	PLAYER	GP-GS	TOLEDO	EMU	UF	MS	SC	AR	UGA	MU	UT	VANDY
1	Lynn Bowden Jr.	10/10	START	START	START	START	START	START	START	START	START	START
94	Abule Abadi	10/-	XXX	XXX	XXX	XXX	XXX	XXX	XXX	XXX	XXX	XXX
23	Tyrell Ajian	9/2	XXX	XXX	START	START	XXX	XXX	...	XXX	XXX	XXX
84	B.J. Alexander	2/-	...	...	...	...	...	...	...	XXX	...	XXX
6	Josh Ali	10/10	START	START	START	START	START	START	START	START	START	START
80	Brenden Bates	10/-	XXX	XXX	XXX	XXX	XXX	XXX	XXX	XXX	XXX	XXX
42	Marquez Bembry	1/-	...	...	...	...	...	...	...	...	...	XXX
53	Blake Best	10/-	XXX	XXX	XXX	XXX	XXX	XXX	XXX	XXX	XXX	XXX
95	Quinton Bohanna	10/10	START	START	START	START	START	START	START	START	START	START
32	Jamari Brown	10/3	START	START	XXX	XXX	XXX	XXX	XXX	XXX	START	XXX
90	T.J. Carter	10/9	START	START	START	XXX	START	START	START	START	START	START
6C	Jared Casey	1/-	...	...	...	...	...	...	...	XXX	...	...
29	Yusuf Corker	10/10	START	START	START	START	START	START	START	START	START	START
89	Allen Dailey	10/2	XXX	START	XXX	XXX	XXX	XXX	XXX	XXX	START	XXX
56	Kash Daniel	9/8	START	START	START	XXX	START	START	START	...	START	START
44	Jamin Davis	10/-	XXX	XXX	XXX	XXX	XXX	XXX	XXX	XXX	XXX	XXX
36	M.J. Devonshire	2/-	...	XXX	...	...	...	...	...	...	XXX	...
30	Taj Dodson	3/-	XXX	XXX	XXX	...	...	...	...	...	...	...
27	Cedrick Dort	9/9	START	START	START	START	START	START	START	START	...	START
61	Austin Dotson	6/-	XXX	...	...	...	XXX	XXX	...	XXX	XXX	XXX
11	Moses Douglass	2/-	...	XXX	...	...	...	...	...	...	XXX	...
93	Max Duffy	10/-	XXX	XXX	XXX	XXX	XXX	XXX	XXX	XXX	XXX	XXX
26	Brandin Echols	10/8	XXX	XXX	START	START	START	START	START	START	START	START
79	Luke Fortner	10/10	START	START	START	START	START	START	START	START	START	START
37	Stanley Garner	6/-	XXX	XXX	...	XXX	XXX	XXX	XXX	...	...	...
34	Jalen Geiger	2/-	...	...	...	...	...	...	...	XXX	...	XXX
3G	Jordan Griffin	9/8	START	START	START	XXX	...	START	START	START	START	START
8H	DeMarcus Harris	2/-	XXX	XXX	...	...	...	...	...	...	...	...
55	Davoan Hawkins	7/-	XXX	XXX	...	XXX	...	XXX	XXX	XXX	...	XXX
19	Akeem Hayes	6/-	...	...	...	...	XXX	XXX	XXX	XXX	XXX	XXX
68	Kenneth Horsey	2/-	...	XXX	...	...	...	...	...	...	...	XXX
52	Drake Jackson	10/10	START	START	START	START	START	START	START	START	START	START
28	Zach Johnson	10/-	XXX	XXX	XXX	XXX	XXX	XXX	XXX	XXX	XXX	XXX
70	Darian Kinnard	10/10	START	START	START	START	START	START	START	START	START	START
78	Nick Lewis	8/-	XXX	...	XXX	XXX	XXX	XXX	...	XXX	XXX	XXX
59	Kordell Looney	10/1	XXX	XXX	XXX	START	XXX	XXX	XXX	XXX	XXX	XXX
9M	J. Mahone	2/-	...	...	...	...	...	...	...	XXX	...	XXX
50	Marquan McCall	10/-	XXX	XXX	XXX	XXX	XXX	XXX	XXX	XXX	XXX	XXX
47	K.D. McDaniel	2/-	...	...	...	...	...	...	...	XXX	XXX	...
86	Grant McKinniss	10/-	XXX	XXX	XXX	XXX	XXX	XXX	XXX	XXX	XXX	XXX
21	Quandre Mosely	10/2	XXX	XXX	XXX	START	START	XXX	XXX	XXX	XXX	XXX
22	Chris Oats	10/2	XXX	XXX	XXX	START	XXX	XXX	XXX	START	XXX	XXX
87	Nik Ognenovic	1/-	...	...	...	...	...	...	...	...	...	XXX
85	Bryce Oliver	9/-	XXX	XXX	XXX	XXX	XXX	XXX	XXX	XXX	...	XXX
4	Joshua Paschal	10/10	START	START	START	START	START	START	START	START	START	START
5	Xavier Peters	3/-	...	...	...	...	XXX	XXX	...	...	...	XXX
1P	Chance Poore	8/-	XXX	XXX	XXX	XXX	XXX	...	...	XXX	XXX	XXX



# NCAA Statistics

## Kentucky - 2019-20 Football Ranking Summary thru games 11/16/2019

Statistic	National Rank	Conference Rank	Value	National Leader	Value	Conference Leader	Value
3rd Down Conversion Pct (130 ranked)	81	8	0.386	Ohio St.	0.585	Alabama	0.537
3rd Down Conversion Pct Defense (130 ranked)	68	10	0.393	Wisconsin	0.242	Georgia	0.294
4th Down Conversion Pct (130 ranked)	93	8	0.450	Appalachian St.	0.900	Texas A&M	0.857
4th Down Conversion Pct Defense (130 ranked)	4	2	0.250	Kansas St.	0.111	Florida	0.125
Blocked Kicks (56 ranked)	56	6	1	Baylor Houston Appalachian St.	5	Tennessee Texas A&M Alabama	3 3 3
Blocked Kicks Allowed (129 ranked)	37	4	1	36 teams tied	0	Mississippi St. Florida Auburn	0 0 0
Blocked Punts (18 ranked)	18	3	1	Houston	4	Alabama Tennessee	2 2
Blocked Punts Allowed (119 ranked)	1	1	0	81 teams tied	0	9 teams tied	0
Completion Percentage (130 ranked)	121	13	0.515	LSU	0.770	LSU	0.770
Defensive TDs (43 ranked)				Illinois	6	Missouri	5
Fewest Penalties (130 ranked)	81	9	65	Air Force	35	Arkansas	47
Fewest Penalties Per Game (130 ranked)	81	9	6.50	Air Force	3.50	Arkansas	4.70
Fewest Penalty Yards (130 ranked)	70	7	556	Air Force	303	Arkansas	392
Fewest Penalty Yards Per Game (130 ranked)	70	7	55.60	Air Force	30.30	Arkansas	39.20
First Downs Defense (130 ranked)	19	3	173	Clemson	129	Georgia	152
First Downs Offense (130 ranked)	89	11	198	Clemson	291	LSU	276
Fumbles Lost (130 ranked)	113	13	10	Oregon St. Appalachian St.	1	Vanderbilt Alabama	3 3
Fumbles Recovered (130 ranked)	42	5	7	Illinois	16	Mississippi St. Auburn	11 11
Kickoff Return Defense (130 ranked)	22	5	18.17	Ga. Southern	7.17	Alabama	14.29
Kickoff Returns (130 ranked)	22	1	24.33	Virginia	30.48	Kentucky	24.33
Net Punting (130 ranked)	1	1	45.36	Kentucky	45.36	Kentucky	45.36
Passes Had Intercepted (130 ranked)	33	4	6	Ga. Southern	0	Alabama Georgia	4 4
Passes Intercepted (129 ranked)	93	10	6	Oregon	17	Florida	15
Passing Offense (130 ranked)	124	14	138.4	Washington St.	441.8	LSU	390.3
Passing Yards Allowed (130 ranked)	9	2	174.7	Ohio St.	126.0	Missouri	165.9
Passing Yards per Completion (130 ranked)	95	10	11.63	Navy	23.51	Alabama	14.92
Punt Return Defense (130 ranked)	33	3	5.25	FIU	-2.29	Florida	1.29
Punt Returns (130 ranked)	51	11	8.60	Alabama	23.74	Alabama	23.74
Red Zone Defense (130 ranked)	32	6	0.786	Georgia	0.600	Georgia	0.600
Red Zone Offense (130 ranked)	112	11	0.742	Georgia	0.976	Georgia	0.976
Rushing Defense (130 ranked)	64	11	159.0	Utah	55.4	Georgia	75.5
Rushing Offense (130 ranked)	16	2	231.4	Navy	349.3	Ole Miss	261.5
Sacks Allowed (130 ranked)	37	4	1.60	Air Force	0.40	Georgia	0.60
Scoring Defense (130 ranked)	22	6	20.1	Ohio St.	9.8	Georgia	10.5
Scoring Offense (130 ranked)	108	13	22.1	Ohio St.	51.5	LSU	47.8
Tackles for Loss Allowed (130 ranked)	28	3	4.90	Army West Point	2.64	Georgia	3.80
Team Passing Efficiency (130 ranked)	121	12	108.08	Oklahoma	201.71	Alabama	196.47
Team Passing Efficiency Defense (130 ranked)	15	4	114.07	Clemson	89.92	Texas A&M	107.86
Team Sacks (130 ranked)	74	9	2.00	Pittsburgh	4.50	Florida	3.45
Team Tackles for Loss (130 ranked)	116	13	4.3	UCF	9.4	Florida	7.7
Time of Possession (130 ranked)	16	3	32:54	Wisconsin	36:38	Texas A&M	33:55
Total Defense (130 ranked)	30	7	333.7	Ohio St.	216.4	Georgia	267.2
Total Offense (130 ranked)	95	11	369.8	Oklahoma	581.1	LSU	556.0
Turnover Margin (130 ranked)	85	12	-0.30	Illinois	1.40	Alabama	1.30
Turnovers Gained (130 ranked)	78	12	13	Illinois	26	Florida	22
Turnovers Lost (130 ranked)	82	10	16	Oregon St.	4	Alabama	7
Winning Percentage (130 ranked)	65	7	0.500	Clemson Ohio St. LSU	1.000 1.000 1.000	LSU	1.000

Statistic	Player	National Rank	Conference Rank	Value	National Leader	Value	Conference Leader	Value
All Purpose (199 ranked)	Lynn Bowden Jr.	10	1	142.30	Chuba Hubbard, Oklahoma St.	185.00	Lynn Bowden Jr., Kentucky	142.30
Blocked Kicks (1 ranked)					12 players tied	2	Ale Kaho, Alabama	2
Combined Kick Returns (198 ranked)	Lynn Bowden Jr. Zach Johnson	94 179	9 19	253 125	Isaiah Rodgers, Massachusetts	1,320	Jaylen Waddle, Alabama	407
Completion Percentage (106 ranked)					Joe Burrow, LSU	0.786	Joe Burrow, LSU	0.786
Completions Per Game (100 ranked)					Anthony Gordon, Washington St.	36.70	Joe Burrow, LSU	26.80
Field Goal Percentage (112 ranked)	Chance Poore	108	14	0.556	5 players tied	1.000	Brent Cimaglia, Tennessee	0.905
Field Goals Per Game (136 ranked)	Chance Poore	111	14	0.63	Keith Duncan, Iowa	2.30	Rodrigo Blankenship, Georgia Brent Cimaglia, Tennessee	1.90 1.90
Forced Fumbles (35 ranked)	Calvin Taylor Jr.	10	1	0.30	Jake Hansen, Illinois	0.78	Patrick Surtain, Alabama Calvin Taylor Jr., Kentucky	0.30 0.30
Fumbles Recovered (16 ranked)					Stanley Green, Illinois Ja'von Hicks, Cincinnati Mika Tafua, Utah	4 4 4	8 players tied	2
Interceptions Per Game (110 ranked)					Douglas Coleman, Texas Tech	0.8	Derek Stingley Jr., LSU Nigel Warrior, Tennessee	0.4 0.4
Kickoff Return TDs (5 ranked)					4 players tied	2	Jerrion Ealy, Ole Miss	1
Kickoff Returns (80 ranked)					Deion Hair-Griffin, North Texas	40.8	Henry Ruggs III, Alabama	23.8
Passes Defended (33 ranked)					Amik Robertson, Louisiana Tech	2.1	Derek Stingley Jr., LSU	1.4
Passing Efficiency (106 ranked)					Jalen Hurts, Oklahoma	209.1	Tua Tagovailoa, Alabama	206.9
Passing TDs (150 ranked)	Sawyer Smith	150	16	4	Anthony Gordon, Washington St.	39	Joe Burrow, LSU	38
Passing Yards (130 ranked)					Anthony Gordon, Washington St.	4,314	Joe Burrow, LSU	3,687
Passing Yards Per Game (130 ranked)	Lynn Bowden Jr.	125	14	31.7	Anthony Gordon, Washington St.	431.4	Joe Burrow, LSU	368.7
Passing Yards per Completion (106 ranked)					Sean Chambers, Wyoming	17.60	Tua Tagovailoa, Alabama	15.78
Points Responsible For (186 ranked)					Jalen Hurts, Oklahoma	260	Joe Burrow, LSU	248
Points Responsible For Per Game (199 ranked)					Jalen Hurts, Oklahoma	26.0	Joe Burrow, LSU	24.8
Punt Return TDs (1 ranked)					42 players tied	1	9 players tied	1
Punt Returns (53 ranked)					Jaylen Waddle, Alabama	23.9	Jaylen Waddle, Alabama	23.9
Punting (99 ranked)	Max Duffy	2	1	48.3	Oscar Bradburn, Virginia Tech	48.3	Max Duffy, Kentucky	48.3
Receiving TDs (200 ranked)					Omar Bayless, Arkansas St.	14	Ja'Marr Chase, LSU	13
Receiving Yards (200 ranked)					Omar Bayless, Arkansas St.	1,270	Ja'Marr Chase, LSU	1,116
Receiving Yards Per Game (200 ranked)					Omar Bayless, Arkansas St.	127.0	Ja'Marr Chase, LSU	124.0
Receptions Per Game (196 ranked)					James Proche, SMU	8.8	Justin Jefferson, LSU	7.1
Rush Yards Per Carry (162 ranked)	Lynn Bowden Jr. Asim Rose	3 87	1 12	6.97 4.91	Travis Etienne, Clemson	8.73	Lynn Bowden Jr., Kentucky	6.97
Rushing TDs (180 ranked)	Kavosiey Smoke Lynn Bowden Jr. Asim Rose	95 130 180	12 14 20	6 5 4	Levante Bellamy, Western Mich.	21	Clyde Edwards-Helaire, LSU	12
Rushing Yards (200 ranked)	Lynn Bowden Jr. Asim Rose Kavosiey Smoke	42 99 143	8 13 19	822 619 494	Chuba Hubbard, Oklahoma St.	1,726	Kylin Hill, Mississippi St.	1,062
Rushing Yards Per Game (200 ranked)	Lynn Bowden Jr. Asim Rose Kavosiey Smoke	45 106 152	7 13 18	82.2 61.9 49.4	Chuba Hubbard, Oklahoma St.	172.6	Kylin Hill, Mississippi St.	106.2
Sacks (142 ranked)	Calvin Taylor Jr.	55	4	0.60	Chase Young, Ohio St.	1.69	Marlon Davidson, Auburn	0.72
Scoring (199 ranked)					Jonathan Taylor, Wisconsin	12.6	Cade York, LSU	10.4
Solo Tackles (34 ranked)					Evan Weaver, California	8.3	Nick Bolton, Missouri	6.1
Tackles For Loss (28 ranked)					Hamilcar Rashed Jr., Oregon St.	2.3		
Total Interceptions (91 ranked)					Douglas Coleman, Texas Tech	8	4 players tied	4
Total Offense (200 ranked)	Lynn Bowden Jr.	120	13	113.9	Anthony Gordon, Washington St.	434.8	Joe Burrow, LSU	390.2
Total Points Scored (148 ranked)					Levante Bellamy, Western Mich. Jonathan Taylor, Wisconsin	126 126	Cade York, LSU	104
Total Tackles (496 ranked)	DeAndre Square Yusuf Corker	223 235	23 25	6.1 6.0	Evan Weaver, California	15.1	Nick Bolton, Missouri	8.8
Total Touchdowns (125 ranked)					Levante Bellamy, Western Mich. Jonathan Taylor, Wisconsin	21 21	Najee Harris, Alabama	15
Yards per Pass Attempt (106 ranked)					Jalen Hurts, Oklahoma	12.25	Tua Tagovailoa, Alabama	11.27
Yards per Reception (200 ranked)					Antonio Gibson, Memphis	24.96	Marquez Callaway, Tennessee	22.14



## 2019 DEPTH CHART (11/18)

### OFFENSE

#### Left Tackle

67 Landon Young, 6-7, 321, Jr-2L  
 66 Naasir Watkins, 6-5, 302, So-1L

#### Left Guard

71 Logan Stenberg, 6-6, 321, Sr-3L  
 68 Kenneth Horsey, 6-3, 321, Fr-RS

#### Center

52 Drake Jackson, 6-2, 312, Jr-2L  
 60 Quintin Wilson, 6-1, 302, Fr-RS

#### Right Guard

79 Luke Fortner, 6-6, 305, Jr-2L  
 77 Mason Wolfe, 6-6, 323, Sr-2L

#### Right Tackle

70 Darian Kinnard, 6-5, 325, So-1L  
 66 Naasir Watkins, 6-5, 302, So-1L

#### Tight End

83 Justin Rigg, 6-6, 263, Jr-2L  
 88 Keaton Upshaw, 6-6, 255, Fr-RS

#### Wide Receiver (X)

14 Ahmad Wagner, 6-5, 237, Sr-1L  
 86 DeMarcus Harris, 6-1, 176, Fr-HS

#### Wide Receiver (Y)

89 Allen Dailey Jr., 6-3, 204, So-1L  
 18 Clevan Thomas Jr., 5-11, 213, So-1L

#### Wide Receiver (F)

1 Lynn Bowden Jr., 6-1, 206, Jr-2L  
 18 Clevan Thomas Jr., 5-11, 213, So-1L

#### Wide Receiver (Z)

6 Josh Ali, 6-0, 193, Jr-2L  
 85 Bryce Oliver, 6-1, 208, Fr-RS

#### Quarterback

1 Lynn Bowden Jr., 6-1, 206, Jr-2L  
 12 Sawyer Smith, 6-3, 219, Jr-Tr  
 17 Walker Wood, 6-0, 191, So-Sq

#### Running Back

10 A.J. Rose, 6-1, 218, Jr-2L  
 20 Kavosiey Smoke, 5-9, 220, Fr-RS  
 or 24 Christopher Rodriguez Jr., 5-11, 224, Fr-RS

### SPECIALISTS

#### Kicker

12 Chance Poore, 6-2, 223, Fr-RS  
 96 Matt Ruffolo, 5-11, 213, Jr-Sq

#### Punter

93 Max Duffy, 6-1, 194, Jr-1L  
 86 Grant McKinniss, 6-1, 192, Sr-2L

#### Long Snapper

53 Blake Best, 6-1, 221, Sr-3L  
 51 Cade Degraw, 5-11, 209, Fr-HS

#### Punt Return

1 Lynn Bowden Jr., 6-1, 206, Jr-2L

#### Kickoff Return

1 Lynn Bowden Jr., 6-1, 206, Jr-2L

#### Holder

86 Grant McKinniss, 6-1, 192, Sr-2L  
 93 Max Duffy, 6-1, 194, Jr-1L

### DEFENSE

#### Strongside Linebacker

31 Jamar "Boogie" Watson, 6-3, 224, Jr-2L  
 6 Jared Casey, 6-3, 224, Fr-HS

#### Defensive Tackle

91 Calvin Taylor Jr., 6-9, 300, Sr-2L  
 94 Abule Abadi-Fitzgerald, 6-6, 290, So-Sq

#### Nose Guard

95 Quinton Bohanna, 6-4, 361, Jr-2L  
 50 Marquan McCall, 6-3, 371, So-1L

#### Defensive End

90 T.J. Carter, 6-4, 287, Sr-3L  
 59 Kordell Looney, 6-3, 292, Jr-2L

#### Defensive End/Outside Linebacker

4 Josh Paschal, 6-3, 284, So-2L  
 15 Jordan Wright, 6-5, 238, So-1L

#### Middle Linebacker

56 Kash Daniel, 6-1, 226, Sr-3L  
 22 Chris Oats, 6-3, 231, So-1L

#### Weakside Linebacker

17 DeAndre Square, 6-1, 217, So-1L  
 44 Jamin Davis, 6-4, 228, So-1L

#### Nickelback

3 Jordan Griffin, 6-0, 197, Sr-3L  
 23 Tyrell Aijan, 6-0, 195, So-1L

#### Cornerback

27 Cedrick Dort Jr., 5-11, 182, So-1L  
 32 Jamari Brown, 6-1, 196, Fr-RS

#### Cornerback

26 Brandin Echols, 5-11, 178, Jr-JC  
 36 M.J. Devonshire Jr., 5-11, 175, Fr-HS

#### Strong Safety

3 Jordan Griffin, 6-0, 197, Sr-3L  
 or 21 Quandre Mosely, 6-2, 193, Jr-JC

#### Free Safety

29 Yusuf Corker, 6-0, 195, So-1L  
 30 Taj Dodson, 6-1, 192, Fr-HS