



# UT MARTIN SKYHAWKS

## FOOTBALL GAME NOTES



**Head Coach** ..... Jason Simpson  
**Alma Mater** ..... Southern Miss, 1995  
**Career Record** ..... 87-72 (14th)  
**Record at UTM** ..... Same

**Passing Leader**  
 John Bachus III ..... 171-302, 2,392 Yds, 18 TD  
**Rushing Leader**  
 Peyton Logan ..... 109/784 Yds, 6 TD  
**Receiving Leader**  
 Terry Williams ..... 50/507 Yds, 3 TD  
**Defensive Leader**  
 TJ Jefferson ..... 91 Tkls, 8.5 TFL, 4.5 Sacks, 11 QBH



**UT MARTIN SKYHAWKS**

Record: 7-4, 6-2 OVC



**KENTUCKY WILDCATS**

Record: 5-5, 3-5 SEC

**Head Coach** ..... Mark Stoops  
**Alma Mater** ..... Iowa, 1989  
**Career Record** ..... 41-44 (7th)  
**Record at UK** ..... Same

**Passing Leader**  
 Sawyer Smith ..... 57-122, 690 Yds, 4 TD  
**Rushing Leader**  
 Lynn Bowden, Jr. .... 140/596 Yds, 5 TD  
**Receiving Leader**  
 Lynn Bowden, Jr. .... 30/348 Yds, 1 TD  
**Defensive Leader**  
 DeAndre Square ..... 61 Tkls, 5.0 TFL, 3 PBH

### A LOOK AT THE NUMBERS

27.3	120.8	222.8	343.6		22.6	134.7	240.2	374.9
Scoring Offense	Rushing Yards/Gm	Passing Yards/Gm	Total Offense		Scoring Defense	Rushing Defense/Gm	Passing Defense/Gm	Total Defense
22.1	231.4	138.4	369.8		20.1	159.0	174.7	333.7

### SETTING THE STAGE

## GAME 12

Saturday, Nov. 23  
 2:30 p.m.  
 SEC Network

Kroger Field  
 (61,000)  
 Lexington, Ky.

### GAMEDAY INFORMATION

**Radio** ..... WCMT 1410 AM/100.5 FM  
 Tom Britt, Chris Brinkley, John Hatler, John Abel  
**Video** ..... SEC Network  
 Dave Neal, D.J. Shockley, Dawn Davenport  
**Radio** ..... WUTM 90.3 FM  
 John Thornton, Davis Gregory, Aundrea Adams

### SERIES INFORMATION

**Series Record** ..... 0-1  
**Last Meeting** ..... Aug. 30, 2014  
**Game Result** ..... L, 59-14  
**Streak** ..... L1  
**First Meeting** ..... Aug. 30, 2014  
**UTM vs. UK in Martin** ..... 0-0  
**UTM vs. UK in Lexington** ..... 0-1  
**Simpson vs. Kentucky** ..... 0-1

### WHAT'S INSIDE

**Quick Facts/Media Info** ..... 2  
**Quick Hits/Game Notes** ..... 3-5  
**Tracking Milestones** ..... 6  
**Miscellaneous/Polls** ..... 7  
**Head Coach Jason Simpson** ..... 8  
**Depth Chart/Assistant Coaches** ..... 9  
**Roster** ..... 10  
**Ohio Valley Conference** ..... 11-12  
**Sgt. York Trophy Series** ..... 13  
**Players to Watch/Starters** ..... 14  
**Last Time It Happened** ..... 15  
**Game Highs** ..... 16  
**Statistics** ..... 17-30  
**Game-by-Game Recaps** ..... 31-36

- The University of Tennessee at Martin football team will look to put the finishing touches on the squad's regular season slate with a matchup at Southeastern Conference and Football Bowl Subdivision foe Kentucky on Saturday, Nov. 23. Kickoff from Kroger Field is scheduled for 2:30 p.m. CST and will be broadcast nationally on the SEC Network.
- UT Martin enters the contest looking to snap a lengthy losing streak to FBS members with a matchup against Kentucky. UT Martin is 1-27 all-time against FBS squads with its lone win coming against Memphis (20-17) in 2012. The Skyhawks have played 23 different FBS games since 2006, including a stretch from 2011-16 and again in 2019 in which UT Martin has played at least two FBS games per year. UTM is 1-22 in games against FBS opponents under the direction of head coach Jason Simpson and 0-10 against SEC foes.
- The Skyhawks (7-4) are coming off a strong conference slate in which the team posted a 6-2 mark. In the team's most recent outing, UT Martin picked up a victory over Tennessee State 28-17 to not only post the team's first unbeaten season at home while also securing at least a share of the coveted Sgt. York Trophy. The Skyhawks would overcome a fourth quarter deficit in the contest before finding a pair of touchdowns by seniors Terry Williams and Jaimiee Bowe to secure the victory.
- UT Martin is highlighted by freshman John Bachus III who is a candidate for the Jerry Rice Award – given to the nation's top freshman – while also boasting four OVC Newcomer of the Week honors this season. One of his top targets is senior wide receiver and specialist Terry Williams. Williams leads the team with 50 receptions while ranking first in the nation in punt return touchdowns with two – a program single-season record – making him the only Division I player (FBS or FCS) with multiple punt return scores this season. He also ranks sixth in punt returns (16.9 yards) and 14th in combined kick returns (723 yards).
- In his 14th season at the helm of the Skyhawks, UT Martin head coach Jason Simpson ranks as the program's all-time winningest coach. Additionally, Simpson recently moved into fourth place on the OVC's conference-only leaderboard with his 69th victory coming against Tennessee State last week – surpassing former Eastern Illinois great Bob Spoo.
- Kentucky (5-5) enters the matchup looking to become bowl eligible for the fourth straight season. The Wildcats rank second in the SEC by averaging 231.4 rushing yards per game while ranking second to last with 22.1 points per game. Head coach Mark Stoops has posted a 41-44 record in his seven season at the helm of the Wildcats.
- Hampered by injuries at the quarterback position, Lynn Bowden, Jr. has taken a large burden of the offense ranking as the team's primary quarterback while also leading the team in rushing and receiving yards en route to being named a nominee for the Paul Hornung Award which is given to the nation's most versatile athlete. Bowden is the only player in FBS to lead his team in both rushing and receiving yards this season while ranking 10th nationally in all-purpose yards, averaging 142.3 yards per game.
- Saturday marks the second meeting between the two programs. The two teams first met on Aug. 30, 2014 with Kentucky posting a 59-14 victory in the season-opener.

### SCHEDULE

	AUG. 29 NORTHWESTERN STATE
	W, 42-20
	SEPT. 7 AT NO. 11 FLORIDA
	L, 45-0
	SEPT. 14 AT SOUTHERN ILLINOIS
	L, 28-14
	SEPT. 28 MURRAY STATE*
	W, 40-7
	OCT. 5 AT EASTERN KENTUCKY*
	W, 38-28
	OCT. 12 AT TENNESSEE TECH*
	W, 55-14
	OCT. 19 EASTERN ILLINOIS*
	W, 27-18
	OCT. 26 AT NO. 24 SOUTHEAST MISSOURI*
	L, 17-10
	NOV. 2 NO. 18 JACKSONVILLE STATE*
	W, 22-17
	NOV. 9 AT NO. 24 AUSTIN PEAY*
	L, 38-24
	NOV. 16 TENNESSEE STATE*
	W, 28-17
	NOV. 23 AT KENTUCKY
	2:30 P.M./SEC NETWORK

**SCHOOL INFORMATION**

Name of School: UT Martin  
 Location: Martin, Tenn.  
 Founded: 1900, Senior College 1951  
 Enrollment: 7,296  
 Nickname: Skyhawks  
 Colors: Navy Blue and Orange  
 Stadium: Hardy M. Graham Stadium  
 Capacity: 7,500  
 Surface: Field Turf  
 Affiliation: NCAA Division I (FCS)  
 Conference: Ohio Valley  
 Chancellor: Dr. Keith Carver  
 Director of Athletics: Kurt McGuffin  
 Ticket Office Phone: (731) 881-7207  
 Football Building Phone: (731) 881-7670

**TEAM INFORMATION**

2018 Overall Record: 2-9  
 H: 2-3 A: 0-6  
 2018 Conference Finish: 2-6 (8th)  
 H: 2-2 A: 0-4  
 Basic Offense: Multiple  
 Basic Defense: 3-3-5  
 Players Returning  
 Offense: 30 Defense: 28 Total: 64  
 Players Lost  
 Offense: 13 Defense: 17 Total: 30  
 Starters Returning/Lost  
 Offense: 7/7 Defense: 6/6 Total: 13/13

**COACHING STAFF**

Head Coach: Jason Simpson  
 Alma Mater: Southern Miss, 1995  
 Career Record (yrs): 87-72 (14<sup>th</sup>)  
 OVC Record (yrs): 69-42 (14<sup>th</sup>)

**PROGRAM HISTORY**

First Year of Football: 1925  
 First Year of Division I FCS: 1992  
 All-Time Record: 373-510-20 (91st)  
 All-Time OVC Record: 89-126 (28th)  
 OVC Championships: 1 (2006)  
 FCS Playoff Appearances: 1 (2006)

**SPORTS INFORMATION**

Football Contact: Alex Boggis, Asst. SID  
 Phone: O:(731) 881-7694  
 C:(618) 357-1536  
 Email: daboggis@utm.edu  
 Press Box Phone: (731) 881-7694

**SKYHAWKS IN PRINT**

The name of our institution is the University of Tennessee at Martin and if abbreviated, should be referred to as **UT Martin**. The University of Tennessee at Martin should be used as the first reference in a news story. UT Martin should be used in subsequent references and UTM is acceptable in headlines.

Tennessee-Martin, UT-Martin, UT or Martin should **NEVER** be used. The description Skyhawks should be used to represent all UT Martin athletic teams. Hawks should never be used.

**WEEKLY TEAM/MEDIA SCHEDULE**

Sunday Nov. 17	Monday Nov. 18	Tuesday Nov. 19	Wednesday Nov. 20	Thursday Nov. 21	Friday Nov. 22	Saturday Nov. 23
Off Day	Noon Coach Jason Simpson Press Conference 4:15 p.m. Practice	10:42 a.m. OVC Teleconference Coach Jason Simpson 4:15 p.m. Practice	4:15 p.m. Practice	4:15 p.m. Practice	Walk Through Travel Day	2:30 p.m. UT Martin at Kentucky SEC Network

**SCHEDULE AND RESULTS**

DATE	OPPONENT	SITE	TV	RESULT	SERIES	NOTES
AUG. 29	NORTHWESTERN STATE DEMONS	 Martin, Tenn.	ESPN+	W, 42-20	2-1	The Skyhawks shutout the Demons in the second half while outscoring them by 28 in the second half
SEPT. 7	AT NO. 11 FLORIDA GATORS	 Gainesville, Fla.	ESPNU	L, 45-0	0-1	Florida pulled away in the second half with 28 points in the final two quarters to secure a 45-0 victory
SEPT. 14	AT SOUTHERN ILLINOIS SALUKIS	 Carbondale, Ill.	ESPN+	L, 28-14	1-8	The Skyhawks scored 14 points on the first two drive before being outscored by 28 in the final three quarters
SEPT. 28	MURRAY STATE RACERS	 Martin, Tenn.	ESPN+	W, 40-7	21-37-1	UT Martin scored early and often before shutting out the Racers in the second half to secure a 40-7 victory
OCT. 5	AT EASTERN KENTUCKY COLONELS	 Richmond, Ky.	ESPN3	W, 38-28	5-25	The Skyhawks found success on the ground and defensively, winning third game ever at Eastern Kentucky
OCT. 12	AT TENNESSEE TECH GOLDEN EAGLES	 Cookeville, Tenn.	ESPN+	W, 55-14	17-22-2	UT Martin tallied season highs in points (55) and total offense (553) to win third straight OVC game
OCT. 19	EASTERN ILLINOIS PANTHERS	 Martin, Tenn.	ESPN+	W, 27-18	10-15	The interceptions and a pair of field goals solidified the Skyhawks fourth straight victory to remain unbeaten in OVC play
OCT. 26	AT NO. 24 SOUTHEAST MISSOURI REDHAWKS	 Cape Girardeau, Mo.	ESPN+	L, 17-10	18-17	UT Martin turned the ball over five times and missed a pair of field goals to snap its four-game winning streak
NOV. 2	NO. 18 JACKSONVILLE STATE GAMECOCKS	 Martin, Tenn.	ESPN+	W, 22-17	8-33	Jason Simpson picked up career victory No. 86 as the Skyhawks knocked off Jacksonville State for the first time since 2012
NOV. 9	AT NO. 24 AUSTIN PEAY GOVERNORS	 Clarksville, Tenn.	ESPN+	L, 38-24	39-27-2	UT Martin was held to a season-low on offense while allowing 491 yards of offense
NOV. 16	TENNESSEE STATE TIGERS	 Martin, Tenn.	ESPN+	W, 28-17	12-17	The Skyhawks scored two touchdowns in the fourth quarter to key a comeback victory over TSU on Senior Day
NOV. 23	AT KENTUCKY WILDCATS	 Lexington, Ky.	SECN	2:30 p.m.	0-1	

**MEDIA INFO**

**SKYHAWK WEEKLY PRESS CONFERENCE**

UT Martin football coach Jason Simpson is available for media every Monday during the regular season for a weekly press conference held in the Chancellor's Suite on the fourth floor of the Hardy M. Graham Stadium Press Box at noon. For those wishing to interview coach Simpson or members of the Skyhawk football program outside of the press conference, please contact a member of the UT Martin sports information staff in order to set up further accommodations.

**POSTGAME AVAILABILITIES**

Players and coaches will be available for interviews in the multipurpose room of the Bob Carroll Football Building, after a brief cooling-off period at the conclusion of each home game. Media will be provided full stat packages upon completion of each home game. Skyhawk head coach Jason Simpson and selected players will be made available upon request. Requests for players will be taken near the end of each game.

**INTERVIEW POLICIES**

Media interviews with players and coaches are encouraged, and every effort will be made to accommodate media requests. In-person interviews are preferred. Telephone interviews can be arranged through the sports information office.

**SKYHAWK RADIO NETWORK**

The flagship station for Skyhawk football is Thunderbolt Broadcasting with its games broadcast on WCMT 1410 AM, 100.5 FM, 92.7 FM, 96.1 FM, 99.7 FM and 103.3 FM. Chris Brinkley begins his 20th year as coordinator of the Skyhawk Radio Network. Tom Britt enters his 39th year as play-by-play man for football broadcasts with Brinkley serving as the color commentator.

**SKYHAWK NEWS ONLINE**

UTMSports.com is the official website for UT Martin Athletics. It is the best source for up-to-date information on the Skyhawk football team. Rosters, box scores, cumulative statistics, pre-game notes and other materials are available on the site.

**PRESS BOX**

The Hardy M. Graham Stadium press box is located off University Street, directly above the bleacher seating area. Internet access is available in the press box. Media parking is located in the general parking lot in front of the main entrance.

**WEEKLY OVC TELECONFERENCE**

During the 2019 regular season, a weekly teleconference featuring the league's head coaches will be held every Tuesday morning at 10 a.m. CST. please contact Kyle Schwartz in the OVC Office (615-690-6685 or kschwartz@ovc.org) for info.

Call Opens.....	10:00	Mark Hudspeth, Austin Peay .....	10:35
Mitch Stewart, Murray State .....	10:07	Jason Simpson, UT Martin .....	10:42
Tom Matukewicz, Southeast Missouri .....	10:14	Rod Reed, Tennessee State.....	10:49
John Grass, Jacksonville State.....	10:21	Dewayne Alexander, Tennessee Tech .....	10:56
Mark Elder, Eastern Kentucky.....	10:28	Adam Cushing, Eastern Illinois .....	11:03

# QUICK HITS

## PLAYER TO WATCH

### JOHN BACHUS III

**171/302** **2,392** **56.6** **18**  
 COMP/ATT YARDS PERCENT TDS

Redshirt freshman quarterback John Bachus III completed 16-of-25 passes for 216 yards and three touchdowns as UT Martin topped Tennessee State 28-17 to finish the home portion of its schedule 5-0. Bachus ranks 19th nationally in passing yards/completion (13.99). A candidate for the Jerry Rice Award, Bachus has been named OVC Newcomer of the Week four times.

## THE JASON SIMPSON CHRONICLES

UT Martin football coach Jason Simpson has been a pillar of consistency in the Ohio Valley Conference since taking over the Skyhawk program prior to the 2006 season. Now in his 14th season at the helm of the program, Simpson ranks as the longest tenured coach in the league while ranking first among active OVC coaches with 87 wins - sitting sixth in OVC history. In OVC play alone, Simpson has a career mark of 69-42 through 14 seasons, more than doubling the program's 20-win total which stretched through 14 seasons before his tenure. His 69 conference wins currently ranks fourth in OVC history.

### MOST WINS IN OVC HISTORY

Coach (Program)	W	L	%
1. Roy Kidd (Eastern Kentucky)	315	123	.715
2. Boots Donnelly (Austin Peay/Middle Tennessee)	154	94	.620
3. Charles Murphy (Middle Tennessee)	117	53	.683
4. Jimmy Feix (Western Kentucky)	99	43	.690
5. Bob Spoo (Eastern Illinois)	92	82	.529
6. Jason Simpson (UT Martin)	87	72	.547
7. Don Wade (Tennessee Tech)	81	78	.509
8. Jack Crowe (Jacksonville State)	73	39	.652
9. Wilburn Tucker (Tennessee Tech)	70	66	.514
10. Bill Furgerson (Murray State)	60	49	.549

### MOST WINS IN UT MARTIN HISTORY

Coach (Program)	W	L	T	%
1. Jason Simpson (2006-Present)	87	72	0	54.7
2. Bob Carroll (1957-75)	85	82	4	50.9
3. Don McLeary (1986-96)	50	73	0	40.6

## BATTLE FOR THE VOLUNTEER STATE

Football has been a storied part of the state of Tennessee's history for decades. Dating back to the 2010 season, UT Martin ranks fourth in the state - including all Division I universities - in winning percentage at 53.0 percent. Additionally, the Skyhawks are 16-6 against in-state foes since 2014.

	19	18	17	16	15	14	13	12	11	10	Total (%)
Chattanooga	6-5	6-5	3-8	9-4	9-4	10-4	8-4	6-5	5-6	5-6	67-51 (56.7)
UT Martin	7-4	2-9	6-5	7-5	7-4	5-6	7-5	8-3	5-7	6-5	60-53 (53.0)
Memphis	9-1	8-6	10-3	8-5	9-4	10-3	3-9	4-8	2-10	1-11	64-58 (52.4)
Tennessee	4-5	5-7	4-8	9-4	9-4	7-6	5-7	5-7	6-7	7-5	62-59 (51.2)
Middle Tennessee	3-7	8-6	7-6	8-5	7-6	6-6	8-5	8-4	2-10	6-7	63-62 (50.4)
Tennessee State	2-9	4-5	6-5	7-4	4-6	5-6	10-3	8-3	5-6	3-8	54-55 (49.5)
Vanderbilt	2-8	6-7	5-7	6-7	4-8	3-9	9-4	9-4	6-7	2-10	52-71 (42.2)
ETSU	3-8	8-4	4-7	5-6	2-9	0-0	0-0	0-0	0-0	0-0	22-34 (39.2)
Tennessee Tech	6-5	1-10	1-11	5-6	4-7	5-7	5-7	3-8	7-4	5-6	42-71 (37.1)
Austin Peay	8-3	5-6	8-4	0-11	0-11	1-11	0-12	2-9	3-8	2-9	29-84 (25.6)

This year marks the 150th anniversary of college football which began on November 6, 1869 when Princeton played Rutgers. The commemoration will showcase the rich history and traditions of the sport and its positive impact on lives and communities, while also promoting the opportunity it continues to provide to thousands of student-athletes across all levels of the sport. Follow the campaign @CFB150 and take part in the conversation with the hashtag #CFB150.



## SKYHAWKS ON THIS DATE IN UT MARTIN HISTORY

1928	..... vs. Tennessee Tech	..... L, 13-12
1963	..... at Austin Peay	..... L, 20-6
1967	..... at Austin Peay	..... W, 47-6
1974	..... at Livingston	..... L, 28-7
1985	..... vs. West Georgia	..... L, 21-14
1991	..... at McNeese State	..... L, 17-16
1996	..... at Austin Peay	..... L, 55-24
2013	..... vs. Eastern Illinois	..... L, 70-22

## OVC SUPREMACY

Since the 2006 season, UT Martin has ranked as one of the best programs in the Ohio Valley Conference after winning just 20 games in the team's first 14 years in the league. The Skyhawks have clinched four winning seasons in the past seven years while finishing .500 or above in conference play in 13 of the last 14 seasons - posting four top-two finishes during the span.

Year	UT Martin	Jacksonville St.	Eastern Kentucky	Eastern Illinois
2019	6-2	3-4	4-3	1-6
2018	2-6	7-1	5-2	3-5
2017	4-4	8-0	3-5	5-3
2016	6-2	7-0	2-6	4-4
2015	6-2	8-0	5-3	7-1
2014	5-3	8-0	6-2	5-3
2013	5-3	5-3	4-4	8-0
2012	6-2	5-3	6-2	6-1
2011	4-4	6-2	6-2	1-7
2010	5-3	6-2	5-2	2-6
2009	4-4	*6-1	5-3	6-2
2008	6-2	6-2	7-1	3-5
2007	4-4	5-3	8-0	7-1
2006	6-1	5-3	5-3	7-1
<b>Total</b>	<b>69-42</b>	<b>85-24</b>	<b>71-38</b>	<b>65-45</b>

## TAKING IT UP A NOTCH

UT Martin has been no stranger to playing competition from the Football Bowl Subdivision (FBS) over the years. The Skyhawks will have played 21 different FBS games since 2006, including a stretch from 2011-16 in which UT Martin played at least two FBS games per year. The Skyhawks are 1-22 in games against FBS opponents under the direction of head coach Jason Simpson

- 2019 - Florida (L, 45-0), Kentucky
- 2018 - Missouri (L, 51-14), Middle Tennessee (L, 61-37)
- 2017 - Ole Miss (L, 45-23)
- 2016 - Cincinnati (L, 28-7), Hawai'i (L, 41-36), Georgia State (L, 31-6)
- 2015 - No. 15 Ole Miss (L, 76-3), Arkansas (L, 63-28)
- 2014 - Kentucky (L, 59-14), No. 1 Mississippi State (L, 45-16)
- 2013 - Boise State (L, 63-14), Memphis (L, 21-6)
- 2012 - Memphis (W, 20-17), Northern Illinois (L, 35-7)
- 2011 - Mississippi State (L, 55-17), South Alabama (L, 33-30)
- 2010 - Tennessee (L, 50-0)
- 2009 - Memphis (L, 41-14)
- 2008 - No. 19 South Florida (L, 56-7), Auburn (L, 37-20)
- 2007 - Southern Miss (L, 35-13)
- 2006 - Ohio (L, 29-3)

## SKYHAWKS FIND TEMPORARY HOME IN SEC

The Skyhawks are very familiar with playing teams from the Southeastern Conference. UT Martin has two SEC teams on its schedule in 2019, as it will play Florida and Kentucky. In the last 11 years, the Skyhawks have played Auburn (2008), Tennessee (2010), Mississippi State (2011, 2014), Kentucky (2014), Ole Miss (2015, 2017) and Missouri (2018). UT Martin will also play Alabama in 2020.

## BACHUS NAMED TO JERRY RICE AWARD WATCH LIST

UT Martin redshirt-freshman quarterback John Bachus III has been added to the STATS FCS Jerry Rice Award Watch List. The Rice Award is named for the legendary Hall of Fame wide receiver and presented since 2011 to the Division I subdivision's freshman player of the year. Bachus is one of 24 players nominated to the watch list. Still a young award, the Rice is distinguished, with three of the first four recipients to complete their college careers going on to the NFL: former Towson running back Terrance West, Eastern Washington wide receiver Cooper Kupp and Fordham running back Chase Edmonds.

A native of Pulaski, Tenn., Bachus has been impressive in his first full season in a Skyhawk uniform. Starting in all 11 games, Bachus has led the team to seven victories - the highest single-season total for the Skyhawks since 2016. The signal caller has completed 56.6 percent of his passes with 171 completions on 302 attempts while tallying 2,392 yards and 18 touchdowns through the air. He has also notched three rushing touchdowns on the campaign.

# QUICK HITS

## WILLIAMS PROVIDES SPECIAL TEAMS SPARK

Senior wide receiver/return specialist Terry Williams has proven to be an All-American candidate with his ability to flip the field at any moment. Williams ranks first in the nation in punt return touchdowns with two - a program single-season record - making him the only Division I player (FBS or FCS) with multiple punt return scores this season. He also ranks sixth in punt returns (16.9 yards) and 14th in combined kick returns (723 yards). He tallied a 71-yard punt return against Eastern Kentucky along with a 65-yard touchdown against No. 18 Jacksonville State and a 55-yarder against Northwestern State.

## MOORE BIG PLAYS FOR JAYLON

Senior wide receiver Jaylon Moore has made a knack of making big plays for the Skyhawks throughout his career. Moore has tallied 23 plays of 25 yards or more - including 12 of which were touchdown receptions. As a whole, Moore has tallied touchdowns of 75, 67, 52, 49, 43, 37, 32, 28, 27, 27, 26, 25 and 20 yards.

## DARKSIDE LEADS THE WAY

The Skyhawk defensive core goes by the name "Darkside" and has proven to be dynamic all season long. UT Martin currently ranks first in OVC play in scoring defense (19.5 ppg) and sacks (24) while ranking second in defensive pass efficiency (111.0) and turnover margin (+5)

## COURTRIGHT SPLITS THE UPRIGHTS

Junior specialist Ryan Courtright has been highly effective this season in his kicking duties. Courtright has made 10-of-13 attempts on the season while converting 36 of 37 point after attempts. For his career, Courtright has made 24-of-28 field goal attempts while notching a career-long 50-yard field goal against No. 24 Austin Peay which marked the attempt for the Skyhawks since 2014.

**SGT. YORK TROPHY SERIES**  
Presented by Delta Dental of Tennessee and Farm Bureau Health Plans

- UT MARTIN 27-12
- TENNESSEE STATE 20-18
- TENNESSEE TECH 16-22
- AUSTIN PEAY 14-25

UT Martin looks to regain control of the annual Sgt. York Trophy series which pits Tennessee members of the Ohio Valley Conference for state supremacy.

UT Martin has won or shared the Sgt. York Trophy in 2010, 2012, 2014, 2015, 2016 and 2018. The Skyhawks hold a 27-12 all-time record in the series – the best mark of the four Tennessee OVC schools (Austin Peay, Tennessee State and Tennessee Tech).

## CONTROLLING THE GROUND ATTACK

UT Martin has controlled the ground attack of its opponents this season. The Skyhawks have limited its first five OVC opponents to fewer than 100 rushing yards while accomplishing the feat in six games this season.

## SKYHAWKS SWEEP OVC PLAYER OF THE WEEK HONORS


For the first time since joining the OVC in 1992, UT Martin garnered all four OVC Player of the Week honors on Nov. 3 after an impressive Homecoming victory over No. 18 Jacksonville State. John Bachus III (240 yards, two touchdowns) was named both Offensive Player of the Week along with Newcomer of the Week honor. Cecil Cherry (14 tackles, 2.0 TFL) was named Defensive Player of the Week while Terry Williams (137 all-purpose yards, 65-yard punt return TD) was tabbed as the Newcomer of the Week.

## TOUCHDOWN TRIFECTA

Against Northwestern State, UT Martin scored a touchdown in all three phases of the game: offense, defense and special teams. The Skyhawks tallied four offensive touchdowns, a 78-yard interception return for a touchdown and a 55-yard punt return for a touchdown for the special trifecta. The last time the Skyhawks accomplished such a feat was on Sept. 27, 2008 against Murray State when UT Martin tallied six offensive touchdowns, two defensive scores and an 83-yard kick return for a touchdown.

## CAREER PUNTING YARDS

Cox Continues to Climb Leaderboard



RANK	PLAYER	YARDS
1.	JOEY ELMORE	9,784
2.	BUBBA BEASLEY	8,268
3.	JAY HOLMES	7,563
4.	ADAM IVEY	7,183
5.	JAMES SATTERFIELD	6,331
6.	JADE STILLINGS	5,744
7.	JOE HOOK	4,866
8.	ZANE COX	3,995
9.	PETE LUTZ	3,741
10.	BRETT ARKELIAN	3,486

## CAREER RECEIVING TDS


Moore Continues to Climb Leaderboard



RANK	PLAYER	TOUCHDOWNS
1.	QUENTIN SIMS	26
2.	JEREMY BUTLER	20
3.	JAYLON MOORE	18
4.	CAYLON WEATHERS	17
5.	DWAYNE MCKINNEY	17
6.	ROD WRIGHT	16
	WILLIAM MACKALL	16
8.	MIKE HICKS	16
9.	LENNY HARRIS	15
10.	STEVEN SHIVER	14
	TONY CHAMPION	14
	TAUREAN STEPHENS	14
	STEVE ALLISON	14

## CAREER RUSHING TDS

Bowe Continues to Climb Leaderboard



RANK	PLAYER	TOUCHDOWNS
1.	BOBBY FOWLER	51
2.	DON CHAPMAN	49
3.	JAIMIE BOWE	21
	DJ MCNEIL	21
5.	LARRY SHANKS	20
6.	BRANDYN YOUNG	18
	HENRY WILLIAMS	18
8.	MIGUEL BARNES	16
	BRADY WAHLBERG	16
10.	TRENT GARLAND	15
	NATE HOLMES	15

## COX PUTS A LEG INTO IT

Graduate punter Zane Cox has posted a strong season in his final year in a Skyhawk uniform. Cox has tallied 54 punts for 1,951 yards - averaging 36.1 yards per punt - while placing 23 punts inside the 20 yard line. For his career, Cox ranks eighth in career punt yardage with 3,995 yards.

## JAYLON SCORES MOORE TO CLIMB LEADERBOARD

Senior wide receiver Jaylon Moore continues to climb the program's all-time touchdown list with 18 career scores after tallying four touchdowns in the last two games against Austin Peay and Tennessee State. Moore currently third in program history while chasing the all-time mark of 26 set by Quentin Sims.

## PUTTING A BOWE ON A STRONG CAREER

Graduate running back Jaimie Bowe is putting the finishing touches on an impressive Skyhawk career. For his career, he has tallied 23 total touchdowns while adding 21 rushing touchdowns. Bowe ranks tied for third in both career touchdowns and career rushing touchdowns while sitting eighth in career scoring with 140 points in the program's Division I history.

# QUICK HITS

## DEFENSE TAKES IT TO THE HOUSE

UT Martin ranks eighth in the country with three defensive touchdowns on the season. Wanya Moton returned an interception 78 yards against Northwestern State, TJ Jefferson returned a fumble 44 yards against Eastern Kentucky and D'Carrious Stephens returned an interception 31 yards against Eastern Illinois. The team's three defensive touchdowns rank as the best single-season output for the Skyhawks since tallying six in 2016.

## SKYHAWKS UNDER THE BRIGHT LIGHTS

When UT Martin traveled to Ben Hill Griffin Stadium on Saturday, Sept. 7 to play in "The Swamp" the Skyhawks played in front of 80,007 fans. The contest marked the third biggest crowd that UT Martin has ever played in front of.

Date	Opponent	Attendance
9/4/2010	Tennessee	99,123
11/8/2008	Auburn	85,365
9/7/2019	No. 11 Florida	80,007
10/31/2015	Arkansas	64,206
11/8/2014	No. 1 Mississippi State	61,421

## PICK SIX AND MORE

Sophomore Wanya Moton posted a big game against Northwestern State, tallying two interceptions to go along with his seven tackles. Moton returned his first touchdown 12 yards before notching a pick-six with a 78-yard interception return for a touchdown. His performance marked the first time a Skyhawk had tallied multiple interceptions in the same game since Kahlid Hagens tallied a pair of Nov. 12, 2016 against Southeast Missouri.

## SEASON 91

The 2019 campaign is UT Martin's 91th season of football despite suspending play during Great Depression (1933) and World War II (1942-45). The Skyhawks are in their 28th season at the NCAA Division I Football Championship Subdivision level. UT Martin joined the NCAA Division I ranks in 1992 and compiled an overall record of 117-188 with one Ohio Valley Conference title (2006) and one NCAA Playoff appearance (2006) as a D-I program.

## LAST CHANCE U

Junior transfer Marqwel Odom became the second Skyhawk to appear on the Netflix original series Last Chance U as a member of the fourth season, featuring Independence Community College. Former Skyhawk Marcus LeFlore also appeared on the season one of the show as a member of East Mississippi Community College.

## UT MARTIN PICKED TO FINISH SEVENTH

The Ohio Valley Conference announced its preseason polls and all-conference performers in conjunction with the league's Football Media Day festivities held at Embassy Suites Nashville Airport on July 22. UT Martin was selected to finish seventh in the preseason poll as voted on by the league's head coaches and sports information directors as well as the Preseason Media Poll. The Skyhawks tallied 60 overall points.

## SKYHAWKS GARNER ESPN SPOTLIGHT

UT Martin currently has all 12 of the team's games available to a national audience through the ESPN family of networks. The Skyhawks will open the season with nine of their 12 games on ESPN+ while matchups against Florida and Kentucky will be broadcast on one of the ESPNU in addition to the team's ESPN3 Game of the Week against Eastern Kentucky on Saturday, Oct. 12.

## THREE SKYHAWKS TABBED TO PRESEASON ALL-OVC SQUAD

The Skyhawk senior trio of Terry Fultz, Julian Crutchfield and Austin Pickett were each honored at the OVC's annual Media Day by being tabbed to the Preseason All-OVC squad as voted on by the league's head coaches and sports information directors.

## SKYHAWKS GARNER NINE SPOTS ON PHIL STEELE PRESEASON ALL-OVC LIST

A total of eight UT Martin football players garnered nine spots on the annual Phil Steele Preseason All-Ohio Valley Conference teams. The pair of Julian Crutchfield (defensive line) and Ryan Courtright (place kicker) took home first team honors while Jaylon Moore (wide receiver), Terry Fultz (offensive line), Austin Pickett (defensive line), Peyton Logan (kick return) and Terry Williams (punt return) were second team selections. Williams also earned third team honors as a wide receiver while TJ Jefferson made the squad at linebacker.

## SKYHAWKS IN THE NATIONAL RANKINGS

(TOP-50 ONLY)

Statistic	National Rank	Conference Rank	Value
Blocked Kicks	7	1	5
Blocked Punts	7	1	2
Defensive TDs	8	1	3
Fewest Penalties	24	1	55
Fewest Penalties Per Game	19	1	5.00
Fewest Penalty Yards	45	2	537
Fewest Penalty Yards Per Game	36	2	48.82
Fumbles Lost	11	3	4
Kickoff Return Defense	47	5	19.38
Passes Had Intercepted	43	1	9
Passes Intercepted	23	3	12
Passing Yards per Completion	24	1	13.93
Punt Return Defense	15	1	4.15
Punt Returns	15	1	16.90
Red Zone Defense	18	2	0.730
Rushing Defense	36	3	135.2
Scoring Defense	31	3	22.6
Team Passing Efficiency	42	1	138.05
Team Passing Efficiency Defense	23	4	121.12
Team Sacks	27	1	2.55
Team Tackles for Loss	42	5	6.7
Turnover Margin	38	3	0.36
Turnovers Lost	21	1	13
Winning Percentage	28	3	0.636



Statistic	Player	Nat Rank	Conf Rank	Value
All Purpose	Terry Williams	41	5	112.27
Blocked Kicks	Korbin Harmon	1	1	3
Combined Kick Returns	Terry Williams	14	1	723
Field Goal Percentage	Ryan Courtright	28	3	0.769
Field Goals Per Game	Ryan Courtright	44	5	0.91
Fumbles Recovered	JaQuez Akins	27	3	2
Interceptions Per Game	D'Carrious Stephens	39	2	0.3
Kickoff Returns	Terry Williams	36	3	23.0
Passes Defended	DaVonte Maura	41	3	1.1
Passing Efficiency	John Bachus III	44	3	137.5
Passing TDs	John Bachus III	39	4	18
Passing Yards	John Bachus III	38	5	2,392
Passing Yards Per Game	John Bachus III	48	5	217.5
Passing Yards per Completion	John Bachus III	19	2	13.99
Points Responsible For	John Bachus III	44	4	126
Punt Return TDs	Terry Williams	1	1	2
Punt Returns	Terry Williams	6	1	16.9
Rush Yards Per Carry	Peyton Logan	4	1	7.19
Rushing Yards	Peyton Logan	46	2	784
Rushing Yards Per Game	Peyton Logan	41	2	78.4
Yards per Pass Attempt	John Bachus III	30	2	7.92
Yards per Reception	Colton Dowell	16	2	20.69

# TRACKING MILESTONES

## CAREER RECEPTIONS

Rank	Player	Year	Rec	Yds	Avg
1.	William Mackall	1985-88	224	2,494	9.7
2.	Taurean Stephens	2002-06	201	2,148	11.1
3.	Jeremy Butler	2012-13	141	1,953	13.9
4.	Quentin Sims	2011-12	140	1,804	12.9
5.	Lenny Harris	1993-96	134	2,053	16.0
6.	Caylon Weathers	2014-17	119	1,426	11.7
7.	<b>Terry Williams</b>	<b>2018-19</b>	<b>117</b>	<b>1,243</b>	<b>10.6</b>
8.	Stephen Shiver	2008-11	115	1,852	16.1
9.	Deumaine Reeder	1993-96	114	1,673	15.0
10.	Mike Hicks	2008-09	112	1,493	13.3

## CAREER RECEIVING YARDS LEADERS

Rank	Player	Years	Rec	Yards
1.	William Mackall	1985-88	224	2,494
2.	Taurean Stephens	2002-06	201	2,148
3.	Lenny Harris	1993-96	134	2,053
4.	Charles Malone	1990-92	89	1,980
5.	Jeremy Butler	2012-13	90	1,953
6.	Stephen Shiver	2008-11	115	1,852
7.	Quentin Sims	2011-12	140	1,804
8.	Dwayne McKinney	1979-82	97	1,793
9.	Deumaine Reeder	1993-96	114	1,673
10.	Tony Champion	1981-84	72	1,531
-	<b>Jaylon Moore</b>	<b>2016-19</b>	<b>91</b>	<b>1,483</b>

## CAREER TOUCHDOWN RECEPTIONS

Rank	Player	Years	Rec	Yds	Avg	TD
1.	Quentin Sims	2011-12	140	1,804	12.9	26
2.	Jeremy Butler	2012-13	141	1,953	13.9	20
3.	<b>Jaylon Moore</b>	<b>2016-19</b>	<b>91</b>	<b>1,483</b>	<b>16.3</b>	<b>18</b>
4.	Caylon Weathers	2014-17	119	1,426	12.0	17
	Dwayne McKinney	1979-82	97	1,793	18.1	17
6.	Rod Wright	2011-15	84	1,298	15.5	16
	William Mackall	1985-88	224	2,494	9.7	16
	Mike Hicks	2008-09	112	1,493	26.5	16
9.	Lenny Harris	1993-96	134	2,053	16.0	15
10.	4 Tied	-	-	-	-	14

## CAREER RUSHING TOUCHDOWNS

Rank	TD	Player	Years
1.	51	Bobby Fowler	1956-59
2.	49	Don Chapman	2004-07
3.	21	Jaimiee Bowe	2015-P
	21	DJ McNeil	2010-13
5.	20	Larry Shanks	1964-67
6.	18	Brandyn Young	2008-09
	18	Henry Williams	1975-78
8.	16	Miguel Barnes	2008-09
	16	Brady Wahlberg	2002-05
10.	15	Trent Garland	2012-15
	15	Nate Holmes	1969-72

## SINGLE-SEASON TOTAL OFFENSE LEADERS

Rank	Player	Year	Rush	Pass	Total	TD
1.	Jarod Neal	2015	208	3,117	3,325	30
2.	Derek Carr	2012	-7	3,276	3,269	32
3.	Leon Reed	1988	176	3,051	3,227	28
4.	Leonard Williams	1991	233	2,554	2,787	30
5.	Cade Thompson	2008	-122	2,680	2,568	24
6.	Derek Carr	2011	67	2,482	2,549	25
7.	Derek Carr	2010	1	2,543	2,544	15
8.	<b>John Bachus III</b>	<b>2019</b>	<b>119</b>	<b>2,392</b>	<b>2,511</b>	<b>21</b>
9.	Alvin Smalls	1976	1,495	1,006	2,501	17
10.	Jeff McCrone	1995	-49	2,519	2,470	19

## CAREER PUNTING YARDS LEADERS (MIN. 40 PUNTS)

Rank	Player	Year	Punt	Yards	Avg.	Long
1.	Joey Elmore	1986-89	257	9,784	38.1	60
2.	Bubba Beasley	1990-93	217	8,268	38.1	72
3.	Jay Holmes	1999-01	197	7,563	38.4	70
4.	Adam Ivey	2005-08	188	7,183	38.2	68
5.	James Satterfield	2010-14	153	6,331	41.4	73
6.	Jade Stillings	1997-98	148	5,744	38.8	80
7.	Joe Hook	2007-11	126	4,866	38.6	54
8.	<b>Zane Cox</b>	<b>2018-19</b>	<b>108</b>	<b>3,995</b>	<b>37.0</b>	<b>57</b>
9.	Pete Lutz	1982-83	99	3,741	37.8	65
10.	Brett Arkelian	2016-17	90	3,486	38.7	61

## SINGLE-SEASON PASSING YARDS

Rank	Yards	Player	Year
1.	3,276	Derek Carr	2012
2.	3,117	Jarod Neal	2015
3.	3,051	Leon Reed	1988
4.	2,680	Cade Thompson	2008
5.	2,554	Leonard Williams	1991
6.	2,546	Cade Thompson	2009
7.	2,543	Derek Carr	2010
8.	2,519	Jeff McCrone	1995
9.	2,482	Derek Carr	2011
10.	<b>2,382</b>	<b>John Bachus III</b>	<b>2019</b>

## SINGLE-SEASON TD PASSES

Rank	TD	Player	Year
1.	31	Derek Carr	2012
2.	30	Jarod Neal	2015
3.	25	Derek Carr	2011
4.	24	Cade Thompson	2008
	24	Leonard Williams	1991
6.	22	Troy Cook	2016
7.	20	Leon Reed	1988
8.	<b>18</b>	<b>John Bachus III</b>	<b>2019</b>
9.	17	Jeff McCrone	1995
10.	16	Cade Thompson	2009
	16	Rickey Armstrong	1992
	16	Leonard Williams	1990

## INDIVIDUAL TOP 10 PASS BREAKUPS (SEASON)

Rank	Player	No.	Year
1.	Chris Jones	15	1996
2.	James Brown	14	1994
3.	Kevin Barfield	13	2013
4.	Preston James	12	1994
5.	Jerry Reese	12	1983
6.	<b>DaVonte Maura</b>	<b>11</b>	<b>2019</b>
	Jordan Landry	11	2014
8.	Joe Este	10	2016
	Cam Harris	10	2013
	CJ Estelle	10	2011
	Danny Blackwell	10	1991
	Danny Blackwell	10	1990
	Trent Findley	10	2000

## INDIVIDUAL TOP 10 PASS BREAKUPS (CAREER)

Rank	Player	No.	Year
1.	Jerry Reese	23	1981-84
2.	<b>DaVonte Maura</b>	<b>20</b>	<b>2018-19</b>
	Jordan Landry	20	2012-15
	Danny Blackwell	20	1990-91
5.	Cam Harris	17	2011-13
	CJ Estelle	17	2010-11
	Rayron Sims	17	2003-06
	Trent Findley	17	1999-02
9.	Chris Jones	15	1996
10.	James Brown	14	1992-95

## SINGLE-SEASON PASS COMPLETIONS

Rank	No	Player	Year
1.	264	Derek Carr	2012
2.	246	Jarod Neal	2015
3.	241	Jeff McCrone	1995
4.	228	Leon Reed	1988
5.	207	Cade Thompson	2009
6.	200	Derek Carr	2011
7.	191	Derek Carr	2010
8.	190	Cade Thompson	2008
9.	189	Brady Wahlberg	2003
10.	174	Leon Reed	1987
-	<b>171</b>	<b>John Bachus III</b>	<b>2019</b>



**RECORD WHEN...**

Overall .....	7-4
vs. Ohio Valley Conference .....	6-2
Non-conference record .....	1-2
Home .....	5-0
Away .....	2-4
Day Games.....	4-2
Night Games .....	3-2

**Offense**

When scoring first .....	3-1
When the opponent scores first.....	4-3
When leading at halftime .....	4-1
When trailing at halftime .....	3-2
When tied at halftime .....	0-1
When leading after third quarter .....	6-0
When trailing after third quarter.....	1-3
When tied after third quarter.....	0-1
In overtime games.....	0-0
When scoring less than 20 points.....	0-3
When scoring 20+ points.....	7-1
When scoring 30+ points.....	4-0
When scoring 40+ points.....	3-0
When allowing less than 20 points.....	5-1
When allowing 20+ points.....	2-2
When allowing 30+ points.....	0-2
When rushing for < 100 yards .....	2-4
When rushing for 100+ yards .....	5-0
When rushing for 200+ yards .....	2-0
When passing for 200+ yards .....	4-3
When passing for 300+ yards .....	2-0
When totaling < 300 yds total offense.....	0-3
When gaining 300+ yds total offense .....	7-1

**Defense**

When allowing < 100 yds rushing.....	5-1
When allowing 100+ yds rushing.....	2-3
When allowing 200+ yds rushing.....	0-3
When allowing < 200 yards passing .....	2-1
When allowing 200+ yards passing .....	5-2
When allowing 300+ yards passing .....	2-1
When allowing < 300 yds total offense .....	2-1
When allowing 300+ yds total offense .....	4-3

**AFCA FCS COACHES POLL**

Team (First-place votes)	Record	Pts
1. North Dakota State (26)	11-0	650
2. James Madison	10-1	624
3. Montana	9-2	598
4. Sacramento State	8-3	562
5. South Dakota State	8-3	523
6. Illinois State	8-3	510
7. Weber State	8-3	496
8. Montana State	8-3	441
9. Kennesaw State	9-2	385
10. Northern Iowa	7-4	379
11. Central Arkansas	8-3	373
12. Monmouth	9-2	347
13. Florida A&M	9-1	336
14. Villanova	8-3	322
15. Furman	7-4	277
16. Southeast Missouri	8-3	265
17. Wofford	7-3	259
18. Central Connecticut State	10-1	234
19. Austin Peay	8-3	183
20. Towson	7-4	151
21. Dartmouth	8-1	144
22. Southeastern Louisiana	7-3	126
23. Nicholls	7-4	80
24. North Carolina A&T	7-3	48
25. Southern Illinois	7-4	35
Yale	8-1	35

Others (OVC Only): UT Martin (2).

**PLAYER ACCOLADES**

**John Bachus III**

OVC Newcomer of the Week (9/29/19)  
 OVC Offensive Player of the Week (10/13/19)  
 CFPA FCS National Performer of the Week (10/13/19)  
 OVC Newcomer of the Week (10/13/19)  
 STATS FCS National Freshman Player of the Week Hon. Mention (10/14/19)  
 TSWA Offensive Player of the Week (10/26/19)  
 OVC Offensive Player of the Week (11/3/19)  
 OVC Newcomer of the Week (11/3/19)  
 OVC Newcomer of the Week (11/17/19)

**Jaimiee Bowe**

2017 Preseason All-OVC  
 2017 Preseason College Sports Madness All-Conference

**Cecil Cherry**

OVC Defensive Player of the Week (11/3/19)

**Ryan Courtright**

2019 Phil Steele Preseason All-OVC first team  
 OVC Specialist of the Week (10/13/19)  
 2018-19 OVC Commissioner's Honor Roll  
 2019 The CFB Network All-Ohio Valley second team  
 2018 Phil Steele Postseason All-OVC first team

**Julian Crutchfield**

2019 Preseason All-OVC  
 2019 Phil Steele Preseason All-OVC first team  
 2019 The CFB Network All-Ohio Valley first team  
 2018-19 Team MVP  
 2018 All-OVC second team  
 2018 Phil Steele Postseason All-OVC third team

**Terry Fultz**

2019 Preseason All-OVC  
 2019 Phil Steele Preseason All-OVC second team

**TJ Jefferson**

2019 Phil Steele Preseason All-OVC third team  
 TSWA Defensive Player of the Week (10/6/19)  
 TSWA Defensive Player of the Week (10/26/19)  
 2017-18 OVC Commissioner's Honor Roll

**Peyton Logan**

2019 Phil Steele Preseason All-OVC second team  
 2019 The CFB Network All-Ohio Valley second team  
 2018 Phil Steele Postseason All-OVC second team  
 2018 Preseason All-OVC  
 2018 Phil Steele Preseason All-OVC second team  
 OVC Specialist of the Week (10/22/17)  
 OVC Newcomer of the Week (10/22/17)

**Jaylon Moore**

2019 The CFB Network All-Ohio Valley first team  
 2019 Phil Steele Preseason All-OVC second team  
 2018 Phil Steele Preseason All-OVC second team

**Wanya Moton**

OVC Defensive Player of the Week (9/1/19)  
 TSWA Defensive Player of the Week (9/4/19)  
 STATS National Defensive Player of the Week Hon. Mention (9/2/19)

**Terry Williams**

2019 Phil Steele Preseason All-OVC second team (PR)  
 2019 Phil Steele Preseason All-OVC third team (WR)  
 2019 The CFB Network All-Ohio Valley second team  
 2018 OVC All-Newcomer Team  
 2018 Phil Steele Postseason All-OVC first team  
 OVC Specialist of the Week (9/1/19)  
 OVC Specialist of the Week (11/3/19)

**Dresser Winn**

2019 Preseason All-OVC  
 OVC Offensive Player of the Week (9/9/18)  
 TSWA Offensive Player of the Week (9/11/18)  
 OVC Newcomer of the Week (11/5/17) and (11/18/17)

**Takeem Young**

2017-18 OVC Commissioner's Honor Roll  
 2018-19 OVC Commissioner's Honor Roll

**GAME CAPTAINS**

UT Martin does not have season captains, but instead has captains for each game, which are listed below.

**Northwestern State**

Terry Williams, TJ Jefferson, Julian Crutchfield

**Florida**

Jaimiee Bowe, Cecil Cherry, Christian Philpott, Austin Pickett and Sherrod Pittman

**Southern Illinois**

DaVonte Maura, Austin Newsom, Joseph Murry

**Murray State**

D'Carrious Stephens, Malik Harris, Zane Cox

**Eastern Kentucky**

Devan Hollins, Donnell Williams, Chris Jackson

**Tennessee Tech**

David Little, Austin Newsom, Julian Crutchfield

**Eastern Illinois**

Terry Williams, Josh Dodd, Joseph Murry

**Southeast Missouri**

Cam Ordway, James Walker, Collin Tatko

**Jacksonville State**

Jaimiee Bowe, TJ Jefferson, Austin Pickett

**Austin Peay**

Jaylon Moore, DaVonte Maura, Korbin Harmon

**Tennessee State**

Ja'Quez Akins, Colton Dowell, Aries Davis

**Kentucky**

-

**STATS FCS POLL**

Team (First-place votes)	Record	Pts
1. North Dakota State (156)	11-0	3,900
2. James Madison	10-1	3,743
3. Montana	9-2	3,558
4. Sacramento State	8-3	3,220
5. South Dakota State	8-3	3,193
6. Weber State	8-3	3,067
7. Illinois State	8-3	3,056
8. Montana State	8-3	2,625
9. Northern Iowa	7-4	2,619
10. Villanova	8-3	2,144
11. Central Arkansas	8-3	1,945
12. Florida A&M	9-1	1,923
13. Southeast Missouri	8-3	1,799
14. Wofford	7-3	1,711
15. Monmouth	9-2	1,656
16. Kennesaw State	9-2	1,529
17. Furman	7-4	1,456
18. Central Connecticut State	10-1	1,306
19. Towson	7-4	1,165
20. Austin Peay	8-3	1,025
21. Southeastern Louisiana	7-3	899
22. Dartmouth	8-1	819
23. Nicholls	7-4	626
24. Yale	8-1	315
25. North Carolina A&T	7-3	305

Others (OVC Only): UT Martin (38)



# JASON SIMPSON

HEAD COACH • 14<sup>TH</sup> YEAR

The longest tenured head football coach in the Ohio Valley Conference is Jason Simpson, who has transformed the University of Tennessee at Martin program into one of the winningest teams in the OVC since his first season in 2006.

In 14 years, Simpson has led UT Martin to an 80-68 record (.543 winning percentage) and a 60-40 mark against OVC opponents (.600 winning percentage). That comes after the program had won 20 OVC games in its first 14 seasons in the league. He also has presided over 83 All-OVC players after the program tallied 33 such players in its first 14 seasons in the OVC.

Simpson's 81 career victories rank sixth in OVC history while his 63 conference wins come in at sixth place.

Three of the program's seven 8-win seasons have come under Simpson, including all three at the Football Championship Subdivision level. He was responsible for the program's first-ever OVC championship team in 2006, as that team ended the season with a national No. 13 ranking after finishing 9-3.

Simpson is a three-time finalist for the Eddie Robinson FCS Coach of the Year Award in 2006, 2012 and 2016 while finishing fourth overall in 2006. He won the OVC's Roy Kidd Coach of the Year award and the American Football Coaches Association Region 3 Coach of the Year accolade in 2006, his debut season at UT Martin.

A total of 14 Skyhawks have been named an All-American under Simpson. Those include Alex Atkins (2006), Don Chapman (2006), Jessie Burton (2006), Josh Yarbrough (2007), Dontrell Miller (2008), Ray Williams (2008), Joe Gibbs (2009), Josh Bey (2009), CJ Estelle (2011), Montori Hughes (2012), Quentin Sims (2012), Jeremy Butler (2013), Ben Johnson (2013) and Tony Bell (2013, 2014).

In April 2012, Hughes became the 12th UT Martin player and first since 1996 to be selected in the NFL Draft. Hughes was picked by the Indianapolis Colts in the fifth round (139th overall). Since 2011, Gibbs (St. Louis Rams, Green Bay Packers), Sims (Atlanta Falcons, New England Patriots), Derek Carr (New York Giants), Johnson (Kansas City Chiefs), Butler (Baltimore Ravens), DJ Roberts (Baltimore Ravens), Abou Toure (Indianapolis Colts), Charles Sweeton (Kansas City Chiefs), Bell (Tennessee Titans) and Corey Jordan (Jacksonville Jaguars) have all received opportunities with NFL teams.

Simpson also coached Chapman for two seasons, who became just the 14th Division-I player to rush for 1,000 yards in four consecutive seasons. He was named the program's first-ever OVC Offensive Player of the Year in 2006.

The Skyhawks have won or shared the Sgt. Alvin C. York Trophy - which was established in 2007 and is given annually to the best of the four OVC teams located in Tennessee - six times. The Skyhawks won the trophy in 2010 and shared it in 2012 and 2018 while claiming the trophy outright in 2014, 2015 and 2016. UT Martin owns a 25-11 all-time record in the Sgt. York Trophy series, which is the best mark out of the four OVC schools.

**BIRTHDATE** 1/25/1971  
**BIRTHPLACE** Ellisville, Miss.  
**FAMILY** Julie Wilkerson (wife)  
 Emma, Ty and Graham

**EDUCATION**  
**HIGH SCHOOL:** South Jones HS  
**COLLEGE** Southern Miss (1994)

**PLAYING EXPERIENCE**  
 Mississippi State - Football (1990-92)  
 Southern Miss - Baseball (1992-94)

**COACHING EXPERIENCE**  
 Head Coach - UT Martin (2006-present)  
 Off. Coordinator - Chattanooga (2003-05)  
 QB Coach - Texas State (2000-03)  
 QB/WR Coach - Blinn Junior College (2000)  
 QB Coach - Jacksonville State (1997-99)  
 DB Grad. Assistant - Delta State (1995)

**ADDITIONAL ACCOLADES**  
 Won Sgt. Alvin York Trophy (2010, 12, 14, 15 & 16)  
 Won OVC Championship (2006)  
 American Football Coaches Association Region 3  
 Coach of the Year (2006)  
 OVC Roy Kidd Coach of the Year (2006)

- NOTABLE FACTS**
- Simpson is the longest tenured head football coach in the Ohio Valley Conference
  - Has a 69-42 career record against OVC foes (UTM won 20 OVC games in 14 seasons before Simpson)
  - Coached 14 All-Americans at UT Martin

• Produced 13 players who have advanced to NFL opportunities. The list includes Montori Hughes, who became the first UT Martin player chosen in the NFL Draft since 1996 when the Indianapolis Colts snagged the defensive tackle in the fifth round of the 2012 draft.

Year	Overall	Home	Away	Conf.
2006	9-3	4-1	5-2	6-1
2007	4-7	3-2	1-5	4-4
2008	8-4	4-2	4-2	6-2
2009	5-6	4-1	1-5	4-4
2010	6-5	4-1	2-4	5-3
2011	5-6	4-1	1-5	4-4
2012	8-3	4-1	4-2	6-2
2013	7-5	2-3	5-2	5-3
2014	6-6	3-2	2-4	5-3
2015	7-4	3-2	4-2	6-2
2016	7-5	5-0	2-5	6-2
2017	6-5	3-2	3-3	4-4
2018	2-9	2-3	0-6	2-6
2019	7-4	5-0	2-4	6-2
<b>Total</b>	<b>87-72</b>	<b>50-21</b>	<b>37-51</b>	<b>69-42</b>

## SIMPSON VS. OPPONENTS

Arkansas	0-1	Gardner-Webb	1-0	Ole Miss	0-2
Auburn	0-1	Georgia State	0-1	Samford	2-0
<b>Austin Peay</b>	<b>11-3</b>	Hawai'i	0-1	South Alabama	0-1
Bacone	1-0	Iowa Wesleyan	1-0	<b>Southeast Missouri</b>	<b>10-4</b>
Baker	1-0	<b>Jacksonville State</b>	<b>4-10</b>	Southeastern Louisiana	1-1
Bethel	1-0	<b>Kentucky</b>	<b>0-1</b>	Southern Illinois	0-2
Boise State	0-1	Lambuth	1-0	Southern Miss	0-1
Central Arkansas	1-2	Memphis	1-2	Tennessee	0-1
Chattanooga	2-1	Middle Tennessee	0-1	<b>Tennessee State</b>	<b>8-5</b>
Cincinnati	0-1	Mississippi State	0-2	<b>Tennessee Tech</b>	<b>10-4</b>
Clarion	1-0	<b>Missouri</b>	<b>0-1</b>	Union College	1-0
Concordia	1-0	Missouri State	0-2	Urbana	1-0
Cumberland	1-0	<b>Murray State</b>	<b>11-3</b>	South Florida	0-1
<b>Eastern Illinois</b>	<b>9-5</b>	Northern Illinois	0-1		
<b>Eastern Kentucky</b>	<b>5-8</b>	<b>Northwestern State</b>	<b>1-0</b>	<b>Total</b>	<b>87-72</b>
Florida	0-1	Ohio	0-1		



# DEPTH CHARTS

## OFFENSE

Pos.	No.	Player	Ht.	Wt.	Year
QB	18	John Bachus III	6-2	210	R-Fr.
	13	Joe Hudson	6-2	230	R-Sr.
RB	5	Jaimiee Bowe	5-11	210	Grad.
	23	Peyton Logan	5-8	180	Jr.
WR	1	Jaylon Moore	6-2	190	R-Sr.
	84	Kevin Butler	6-0	180	Fr.
WR	15	Colton Dowell	6-3	215	R-So.
	11	Donnell Williams	6-3	205	R-Jr.
WR	6	Terry Williams	5-10	165	Sr.
	83	Marqwell Odom	5-8	165	Jr.
TE	88	Davin Dyal	6-5	240	R-Fr.
	19	Christian Philpott	6-3	245	R-Sr.
LT	75	Terry Fultz	6-6	315	R-Sr.
	76	Chris Jackson	6-9	320	R-Jr.
LG	76	Chris Jackson	6-9	320	R-Jr.
	70	James Walker	6-5	325	R-Jr.
C	78	Austin Newsom	6-5	310	R-Sr.
	55	Reed Davis	6-3	280	Fr.
RG	77	Aries Davis	6-2	310	R-Jr.
	65	Kelton Edwards	6-3	315	R-Jr.
RT	79	Gavin Olson	6-4	280	Fr.
	68	Malcom Miller	6-3	300	Jr.

## DEFENSE

No.	Name	Ht.	Wt.	Year
DE 97	Julian Crutchfield	6-5	300	R-Sr.
8	Korbin Harmon	6-2	265	R-So.
NT 47	Austin Pickett	6-1	290	Sr.
-or- 90	Chase Joy	6-3	315	R-Jr.
95	Kameron Bowdry	6-2	310	R-Fr.
DE 92	Joseph Murry	6-2	270	R-Sr.
24	Jamarius Landers	6-3	240	Fr.
LB 12	Sherrod Pittman	6-0	225	R-Sr.
41	John Ford	6-3	240	R-So.
LB 35	Cecil Cherry	6-0	235	Grad.
41	John Ford	6-3	240	R-So.
-LB 44	TJ Jefferson	5-8	225	R-Sr.
34	Malik Harris	6-2	215	R-Sr.
DB 2	DaVonte Maura	6-0	185	R-Sr.
16	David Little	5-10	175	Sr.
DB 7	Cam Ordway	5-11	190	Grad.
25	Tamel McCall	6-0	175	R-Fr.
S 30	Deven Sims	6-2	195	R-So.
9	Devan Hollins	5-11	210	Sr.
S 3	Takeem Young	6-1	200	R-So.
27	Josh Dodd	6-1	205	Sr.
S 17	JaQuez Akins	5-9	185	Jr.
9	Devan Hollins	5-11	210	Sr.

## SPECIAL TEAMS

KO	48	Ryan Courtright	6-0	195	R-Jr.	LS	40	Brock Powers	6-2	235	So.
	80	Ryan Clark	5-7	190	R-Sr.		H	49	Zane Cox	5-9	200
PK	48	Ryan Courtright	6-0	195	R-Jr.	PR	6	Terry Williams	5-10	165	Sr.
	80	Ryan Clark	5-7	190	R-Sr.		83	Marqwell Odom	5-8	165	Jr.
P	49	Zane Cox	5-9	200	Grad.	KR	23	Peyton Logan	5-8	180	Jr.
	42	Joey Foley	6-2	220	R-Fr.		6	Terry Williams	5-10	165	Sr.



**JORDON HANKINS**  
ASSOCIATE HC/DEF. COORDINATOR  
10TH SEASON



**CHRIS POLIZZI**  
ASST. HC/SAFETIES/SPECIAL TEAMS  
SECOND SEASON



**KEVIN BANNON**  
OFFENSIVE COORDINATOR  
SEVENTH SEASON



**NICK PETRINO**  
CO-OFFENSIVE COORDINATOR/QBS  
FIRST SEASON



**CLINT McMILLAN**  
DEFENSIVE LINE/SPECIAL TEAMS  
THIRD SEASON



**MATT JONES**  
RUN-GAME COORDINATOR/TES  
FIRST SEASON



**TYLER RICE**  
WIDE RECEIVERS  
THIRD SEASON



**SEAN FISHER**  
RUNNING BACKS  
FIRST SEASON



**DALTON HILLIARD**  
CORNERBACKS  
FIRST SEASON



**JAY MURPHY**  
DEFENSIVE GRADUATE ASSISTANT  
SECOND SEASON



**DEVONTE HOWARD**  
OFFENSIVE GRADUATE ASSISTANT  
FIRST SEASON



**ANTONIO CLIFTON**  
DEFENSIVE GRADUATE ASSISTANT  
FIRST SEASON

# UT MARTIN SKYHAWKS ROSTER

No.	Name	Pos.	Ht.	Wt.	Yr.	Hometown (Previous School)
1	Jaylon Moore	WR	6-2	190	R-Sr.	Memphis, Tenn. (Mitchell HS)
2	DaVonte Maura	DB	6-0	185	Sr.	Baltimore, Md. (Butler CC)
3	Takeem Young	S	6-1	200	R-So.	Greeneville, Tenn. (Greeneville HS)
3	Dresser Winn	QB	6-3	220	Jr.	Dresden, Tenn. (Dresden HS)
4	Darian Oxendine	WR	5-11	160	Fr.	Jacksonville, Fla. (Mandarin HS)
5	Jaimiee Bowe	WR	5-11	205	Gr.	Spartanburg, SC (Ft. Union Military)
6	Terry Williams	WR	5-10	165	Sr.	Southaven, Miss. (Itawamba CC)
7	Cam Ordway	DB	5-11	190	Gr.	Pulaski, Tenn. (Ole Miss)
8	Korbin Harmon	DL	6-5	265	R-Jr.	Oxford, Miss. (Pearl River CC)
9	Devan Hollins	S	5-11	210	Sr.	Southaven, Miss. (Itawamba CC)
10	Jeremy Horton	WR	5-9	160	R-Fr.	Bonaire, Ga. (Veterans HS)
11	Donnell Williams	WR	6-3	205	R-Jr.	St. Louis, Mo. (Gateway Tech HS)
12	John Mitchell	QB	6-3	205	Fr.	Ellisville, Miss. (South Jones HS)
12	Sherrod Pittman	LB	6-0	225	R-Sr.	Jacksonville, Fla. (South Carolina)
13	Joe Hudson	QB	6-2	230	R-Sr.	San Diego, Calif. (Southwestern College)
14	Stewart Howell	QB	6-1	200	Fr.	Knoxville, Tenn. (Christian Academy HS)
15	Colton Dowell	TE	6-3	215	R-So.	Lebanon, Tenn. (Wilson Central HS)
16	David Little	DB	5-10	175	Sr.	Saltillo, Miss. (Itawamba CC)
17	JaQuez Akins	S	5-9	185	Jr.	Starkville, Miss. (East Mississippi CC)
18	John Bachus III	QB	6-2	210	R-Fr.	Pulaski, Tenn. (Giles County HS)
19	Christian Philpott	TE	6-3	245	R-Sr.	Tallahassee, Fla. (Georgia Tech)
20	Jarius Johnson	RB	6-2	225	R-Fr.	Decherd, Tenn. (Franklin County HS)
21	Brian Adkins	S	6-0	215	R-Jr.	Streamwood, Ill. (College of DuPage)
22~	Wanya Moton	DB	6-1	190	R-So.	Murfreesboro, Tenn. (Oakland HS)
23	Peyton Logan	RB	5-8	180	Jr.	Horn Lake, Miss. (Horn Lake HS)
24	Jamarius Landers	DL	6-3	240	Fr.	Deerfield Beach, Fla. (Deerfield Beach HS)
25	Tamel McCall	DB	6-0	175	R-Fr.	Riverview, Fla. (Riverview HS)
26	Vincent Guy	DB	6-0	180	Fr.	Memphis, Tenn. (Whitehaven HS)
27	Josh Dodd	S	6-1	205	Sr.	Kosciusko, Miss. (Holmes CC)
28	Dazerius Bohanna	DB	5-11	160	R-So.	Cordova, Tenn. (Arkansas – Monticello)
29	Lamarcus Young	RB	5-11	190	R-Jr.	Bartlett, Tenn. (Bartlett HS)
30	Deven Sims	S	6-2	195	R-So.	Smyrna, Tenn. (Smyrna HS)
31	D'Carrius Stephens	LB	6-0	215	R-Jr.	Union City, Tenn. (Union City HS)
32	Zak Wallace	RB	5-11	200	Fr.	Benton, Ark. (Benton HS)
34	Malik Harris	LB	6-2	215	R-Sr.	Nashville, Tenn. (Maplewood HS)
35	Cecil Cherry	LB	6-0	235	Gr.	Frostproof, Fla. (Grambling State)
36	Chrishun Jackson	DB	6-0	180	Jr.	Tunica, Miss. (Northeast Mississippi CC)
37	Tyler Larco	K	5-9	140	Fr.	Miami, Fla. (Miami Palmetto)
38	Jermaine Cooley	FB	6-2	230	Fr.	Dublin, Ga. (Dublin HS)
39	Rush Lansdell	S	6-3	190	Fr.	Columbia, Tenn. (Columbia Academy)
40	Brock Powers	LS	6-2	235	So.	Cornersville, Tenn. (Cornersville HS)
41	John Ford	LB	6-3	240	R-So.	Nashville, Tenn. (John Overton HS)
42	Joey Foley	P	6-2	220	R-Fr.	Melbourne, Australia (ProKick Australia)
43	Chris McAbee	LS	6-1	240	R-Fr.	Kingston, Tenn. (Roane County HS)
44	TJ Jefferson	LB	5-8	225	R-Sr.	Nashville, Tenn. (Montgomery Bell)
45	David DeBose	DL	6-3	245	R-Jr.	Huntsville, Ala. (Columbia HS)
46	Tevin Shipp	LB	6-2	220	Fr.	Smyrna, Tenn. (Smyrna HS)
47	Austin Pickett	DL	6-1	290	Sr.	Lake Minneola, Fla. (Lake Minneola HS)
48	Ryan Courtright	K	6-0	195	R-Jr.	Lexington, Tenn. (Lexington HS)
49	Zane Cox	P	5-9	200	Gr.	Fremont, Ohio (Hocking College)
55	Reed Davis	OL	6-3	280	Fr.	Booneville, Miss. (Booneville HS)
55	Hunter May	DL	6-2	245	Fr.	Neptune Beach, Fla. (Duncan U. Fletcher HS)
60	D'Andre Litaker	OL	6-2	300	R-Fr.	Murfreesboro, Tenn. (Riverdale HS)
63	Shane McGroarty	OL	6-4	295	R-Fr.	St. Louis, Mo. (Mehlville HS)
65	Kelton Edwards	OL	6-3	315	R-Jr.	Hernando, Miss. (Northeast Mississippi CC)
66	Michael Shanahan	OL	6-5	275	R-Fr.	Orlando, Fla. (First Academy HS)
68	Malcolm Miller	OL	6-3	300	Jr.	Vicksburg, Miss. (Jones County JC)
70	James Walker	OL	6-5	325	R-Jr.	Eufaula, Ala. (Eufaula HS)
75	Terry Fultz	OL	6-6	315	R-Sr.	Memphis, Tenn. (Ridgeway HS)
76	Chris Jackson	OL	6-9	320	R-Jr.	Lexington, Ky. (Lexington Catholic HS)
77	Aries Davis	OL	6-2	310	R-Jr.	Cedar Rapids, Iowa (Iowa Western CC)
78	Austin Newsom	OL	6-5	310	R-Sr.	White Bluff, Tenn. (Creek Wood HS)
79	Gavin Olson	OL	6-4	280	Fr.	Memphis, Tenn. (Harding Academy)
80	Ryan Clark	K	5-7	190	R-Jr.	Nashville, Tenn. (Franklin Road Academy)
81	Rodney Williams II	WR	6-4	210	Sr.	Memphis, Tenn. (Germantown HS)
82	Christian LaBrecche	TE	6-6	255	R-So.	Brentwood, Tenn. (Brentwood HS)
83	Marqwell Odom	WR	5-8	165	Jr.	Murfreesboro, Tenn. (Independence CC)
84	Kevin Butler	WR	6-0	180	Fr.	Miami, Fla. (Booker T. Washington HS)
85	Collin Tatko	TE	6-6	250	R-Jr.	Southaven, Miss. (Northpoint Christian HS)
88	Davin Dyal	TE	6-5	240	R-Fr.	Cookeville, Tenn. (Cookeville HS)
89	Deray Lawrence	WR	5-7	130	R-Fr.	Germantown, Tenn. (Germantown HS)
90	Chase Joy	DL	6-3	315	R-Jr.	Dyersburg, Tenn. (Memphis)

No.	Name	Pos.	Ht.	Wt.	Yr.	Hometown (Previous School)
92	Joseph Murry	DL	6-4	270	R-Sr.	Birmingham, Ala. (Midfield HS)
94	TJ Minniefe	DL	6-3	225	R-So.	Nashville, Tenn. (Tennessee)
95	Kameron Bowdry	DL	6-2	310	R-Fr.	St. Louis, Mo. (St. Louis University HS)
97	Julian Crutchfield	DL	6-5	300	R-Sr.	Lebanon, Tenn. (Lebanon HS)
98	Traquan McNair	DL	6-1	300	Fr.	DeLand, Fla. (DeLand HS)
99	Kenyonte Davis	DL	6-5	280	R-Fr.	Columbia, Tenn. (Columbia Central HS)
*	Angel Barr	DL	6-5	315	Fr.	Martin, Tenn. (Westview HS)
~	Cru Birdyshaw	OL	6-7	325	R-Jr.	Jasper, Ala. (Jones County JC)
*	Everett Charles	WR	6-0	160	Fr.	Jackson, Tenn. (Jackson North Side HS)
	Ryan Davis	LB	6-1	215	R-So.	Cincinnati, Ohio (Colerain HS)
*	Tyler Denson	DB	5-9	170	Jr.	Millington, Tenn. (Millington Central HS)
*	Wyatt Eget	QB	6-0	195	Jr.	Valencia, Calif. (College of the Canyons)
~	Carson Evans	S	6-1	190	Fr.	Memphis, Tenn. (First Assembly Christian)
*	Brandon Floyd	OL	6-4	290	Fr.	Festus, Mo. (Jefferson HS)
*	Isaiah Gibbs	RB	5-9	185	Fr.	Knoxville, Tenn. (Farragut HS)
*	Jaden Gibbs	WR	6-4	180	Fr.	Knoxville, Tenn. (Farragut HS)
	Trip Gibson	QB	6-2	200	R-Jr.	Columbia, Mo. (Quincy)
*	Kendrick Gillespie	RB	5-7	175	So.	Memphis, Tenn. (Lane College)
	Dion Goldbourne	LB	6-4	225	R-Jr.	Delray Beach, Fla. (Maryland)
*	Hiller Grey	DL	6-3	260	Fr.	Fairview, Tenn. (Fairview HS)
*	Kam Harris-Lusk	DB	5-10	165	Fr.	Fairview, Tenn. (Fairview HS)
*	Kareem Hobbs	LB	6-0	215	Fr.	Marietta, Ga. (Marietta HS)
*	Kendarius Holliman	DB	5-9	165	R-Fr.	Jackson, Tenn. (Liberty Tech HS)
*	Chris Hunter	LB	6-1	250	Fr.	Knoxville, Tenn. (Army Prep)
*	Dezmon Johnson	S	5-7	150	Fr.	Tiptonville, Tenn. (Lake County HS)
*	Jack Lucas	DB	6-0	180	Fr.	Louisville, Ky. (Louisville Male)
*	Matthew Needham	OL	6-6	320	Fr.	Germantown, Tenn. (Houston HS)
	Dustin Pope	OL	6-6	310	R-Fr.	Summerville, Ga. (Chattooga HS)
*	Tyler Shorter	WR	6-0	150	Fr.	Sardis, Miss. (North Panola HS)
*	CJ Swan	LB	6-0	245	Fr.	Marietta, Ga. (Marietta HS)
	Marquis Traylor	FB	6-1	225	R-Fr.	Brighton, Tenn. (Whitehaven HS)
	Ja'Kevious Vickers	RB	5-10	200	Jr.	Belle Glade, Fla. (Butler CC)
*	Osiris Wilson	DL	5-10	275	Fr.	Trenton, Tenn. (Peabody HS)

\* Denotes potential redshirt (Note - players can play up to four games in a season and still receive a redshirt)  
 ~ Denotes season-ending injury

### Coaching Staff

Head Coach:	Jason Simpson (Southern Miss, 1995), 14th season
Associate Head Coach/Def. Coordinator:	Jordan Hankins (UT Martin, 2005), 10th season
Asst. Head Coach/Safeties/Recruiting/Co-Special Teams:	Chris Polizzi (Lake Forest, 2005), Second season
Offensive Coordinator:	Kevin Bannon (UT Martin, 2009), Eighth season
Co-Offensive Coordinator/Quarterbacks:	Nick Petrino, (Western Kentucky, 2013), First season
Defensive Line/Co-Special Teams:	Clint McMillan (Florida, 2008), Third season
Run-Game Coordinator/Tight Ends & Tackles:	Matt Jones, (Eastern Illinois, 2008), First season
Wide Receivers:	Tyler Rice (Murray State, 2016), Third season
Running Backs:	Sean Fisher (Mount Union, 2008), First season
Cornerbacks Coach:	Dalton Hilliard (UCLA, 2013), First season
Offensive Graduate Assistant:	Devonte Howard (UT Martin, 2018), First season
Defensive Graduate Assistant:	Antonio Clifton (UT Martin, 2019), First season
Defensive Graduate Assistant:	Jay Murphy (UT Martin, 2017), Second season

### Pronunciation Guide

JaQuez Akins..... (Jah-Qwezz Ache-inns)	Chrishun Jackson .....(Cree-shun)
John Bachus III .....(Back-us)	Jarius Johnson ..... (Juh-air-ee-us)
Dazerius Bohanna..... (Duh-zair-ee-us Bow-hannah)	Christian LaBrecche..... (Luh-Bresh)
Kameron Bowdry ..... (Bow *like wow*-dree)	D'Andre Litaker ..... (Lit-ace)
Jaimiee Bowe..... (Jay-me)	DaVonte Maura ..... (Duh-von-tay Mar-uh)
Cecil Cherry ..... (See-Sill)	TJ Minniefe ..... (Min-ee-fee)
Aries Davis ..... (Air-eease)	Jaylon Moore..... (Jay-len)
David DeBose ..... (Dew-Bows)	Wanya Moton..... (Juan-Yay Mo-tawn)
Davin Dyal..... (Day-vin Dial)	Marqwell Odom ..... (Marr-kwell)
Wyatt Eget ..... (E-Get)	Christian Philpott..... (Phil-pot)
Kendrick Gillespie ..... (Gill-esp-y)	Sherrod Pittman ..... (Sure-odd)
Dion Goldbourne..... (Gold-born)	D'Carrius Stephens ..... (Dee-Care-ee-us)
Shane McGroarty ..... (Mc-grow-are-tee)	Ja'Kevious Vickers..... (Jah-Key-vee-us)
Malik Harris ..... (Ma-leak)	



# OHIO VALLEY CONFERENCE



SCHOOL	OVC	OVERALL	PCT.	HOME	AWAY	NEUT	STREAK
Austin Peay	6-1	8-3	0.727	4-1	4-2	0-0	W4
Southeast Missouri	6-1	8-3	0.727	5-0	3-3	0-0	W5
<b>UT Martin</b>	<b>6-2</b>	<b>7-4</b>	<b>0.636</b>	<b>5-0</b>	<b>2-4</b>	<b>0-0</b>	<b>W1</b>
Eastern Kentucky	4-3	6-5	0.545	3-2	3-3	0-0	W1
Jacksonville State	3-4	6-5	0.545	5-1	1-4	0-0	L2
Tennessee Tech	3-4	6-5	0.545	3-2	3-3	0-0	L1
Murray State	2-5	4-7	0.364	3-3	1-4	0-0	L4
Tennessee State	1-6	2-9	0.182	2-4	0-4	0-1	L3
Eastern Illinois	1-6	1-10	0.091	0-5	1-5	0-0	L1

## OHIO VALLEY CONFERENCE



### Week 13 Schedule

**MURRAY STATE** 4-7, 2-5 vs **SOUTHEAST MISSOURI** 8-3, 6-1

SATURDAY, NOV. 23 | 1 P.M. | ESPN+

**EASTERN KENTUCKY** 6-5, 4-3 vs **JACKSONVILLE STATE** 6-5, 3-4

SATURDAY, NOV. 23 | 1 P.M. | ESPN3

**TENNESSEE STATE** 2-9, 1-6 vs **TENNESSEE TECH** 6-5, 3-4

SATURDAY, NOV. 23 | 1:30 P.M. | ESPN+

**EASTERN ILLINOIS** 1-10, 1-6 vs **AUSTIN PEAY** 8-3, 6-1

SATURDAY, NOV. 23 | 2 P.M. | ESPN+

**UT MARTIN** 7-4, 6-2 vs **KENTUCKY** 5-5

SATURDAY, NOV. 23 | 2:30 P.M. | SEC NETWORK

## 2019 PLAYERS OF THE WEEK

### OFFENSIVE

- Sept. 1 ..... Bailey Fisher, Tennessee Tech
- Sept. 8 .. Zerrick Coopers, JSU/Chris Rowland, TSU
- Sept. 15 ..... Zerrick Cooper, Jacksonville St.
- Sept. 22 .... Josh Pearson, JSU/Bailey Fisher, TTU
- Sept. 29 .. JaVaughn Craig, AP/Bailey Fisher, TTU
- Oct. 6 ..... Zerrick Cooper, Jacksonville St.
- Oct. 13 ..... **John Bachus III, UT Martin**
- Oct. 20.. Kristian Wilkerson, Southeast Missouri
- Oct. 27 ..... JaVaughn Craig, Austin Peay
- Nov. 3..... **John Bachus III, UT Martin**
- Nov. 10.. Kristian Wilkerson, Southeast Missouri
- Nov. 17..... Isaiah Hill, Eastern Illinois
- Nov. 24.....

### DEFENSIVE

- Sept. 1 ..... **Wanya Moton, UT Martin**
- Sept. 8 ..... Nigel Walton, Murray State
- Sept. 15 ..... Kordell Jackson, Austin Peay
- Sept. 22 ..... Seth Carlisle, Tennessee Tech
- Sept. 29 ..... Kordell Jackson, Austin Peay
- Oct. 6 ..... **TJ Jefferson, UTM/TJ Warren, MUR**
- Oct. 13..... Traco Williams, Jacksonville State
- Oct. 20. Frank Sumpter, EKU/Justin Swift, SEMO
- Oct. 27 .. Omarkrick Douglas, Southeast Missouri
- Nov. 3..... **Cecil Cherry, UT Martin**
- Nov. 10..... Josephus Smith, Austin Peay
- Nov. 17..... Zach Hall, Southeast Missouri
- Nov. 24.....

### SPECIALIST

- Sept. 1 ..... **Williams, UTM/Zita, TSU**
- Sept. 8 ..... Logan Birchfield, Austin Peay
- Sept. 15 ..... Chris Rowland, Tennessee St.
- Sept. 22 ..... Jason Pierce, JSU/Ty Terrell, MUR
- Sept. 29 ..... Kaleb Mosley, Tennessee State
- Oct. 6 ..... Haidar Zaidan, Tennessee Tech
- Oct. 13 ..... **Ryan Courtright, UT Martin**
- Oct. 20 ..... Antonio Zita, Tennessee State
- Oct. 27 ..... Samuel Hayworth, Eastern Kentucky
- Nov. 3..... **Terry Williams, UT Martin**
- Nov. 10 Chris Rowland, TSU/Haidar Zaidan, TTU
- Nov. 17..... Shabari Davis, Southeast Missouri
- Nov. 24.....

### NEWCOMER

- Sept. 1 ..... Metrius Fleming, Tennessee Tech
- Sept. 8 ..... DaQuon Green, Murray State
- Sept. 15 ..... Metrius Fleming, Tennessee Tech
- Sept. 22 ..... Metrius Fleming, Tennessee Tech
- Sept. 29 ..... **John Bachus III, UT Martin**
- Oct. 6 ..... Metrius Fleming, Tennessee Tech
- Oct. 13 ..... **John Bachus III, UT Martin**
- Oct. 20 ..... Josh Green, Tennessee State
- Oct. 27 ..... Joe Pyle, Southeast Missouri
- Nov. 3..... **John Bachus III, UT Martin**
- Nov. 10..... Jaelin Benefield, Eastern Illinois
- Nov. 17..... **John Bachus III, UT Martin**
- Nov. 24.....

***OVC COMPOSITE SCHEDULE*****Thursday, August 29**

@Chattanooga 24, Eastern Illinois 10  
 @Murray State 59, Pikeville 20  
 @Eastern Kentucky 53, Valparaiso 7  
**@UT Martin 42, Northwestern State 20**  
 @#17 Southeast Missouri 44, Southern Illinois 26  
 @Southeastern Louisiana 35, #6 Jacksonville State 14  
 @Austin Peay 41, North Carolina Central 10

**Saturday, August 31**

@Tennessee Tech 59, Samford 58 (2OT)  
 @Tennessee State 26, Mississippi Valley State 20

**Saturday, September 7**

@Miami (Ohio) 48, Tennessee Tech 17  
 #18 Central Arkansas 24, @Austin Peay 16  
 @Indiana 52, Eastern Illinois 0  
 @#3 Georgia 62, Murray State 17  
 @#17 Jacksonville State 41, Chattanooga 20  
 @Louisville 42, Eastern Kentucky 0  
 @Middle Tennessee 45, Tennessee State 26  
**@#10 Florida 45, UT Martin 0**  
 @#13 Montana State 38, #12 Southeast Missouri

**Saturday, September 14**

@Indiana State 19, Eastern Kentucky 7  
 #12 Illinois State 21, @Eastern Illinois 3  
 @#16 Jacksonville State 49, #4 Eastern Washington 45  
 @Tennessee Tech 31, UVA-Wise 14  
**@Southern Illinois 28, UT Martin 14**  
 @Toledo 45, Murray State 0  
 Austin Peay 48, @Mercer 34  
 Jackson State 49, Tennessee State 44  
 @Missouri 50, #19 Southeast Missouri 0

**Saturday, September 21**

@Indiana State 16, Eastern Illinois 6  
 Eastern Kentucky 35, @Presbyterian 10  
 @#23 Southeast Missouri 56, West Virginia State 10  
 Arkansas-Pine Bluff 37, @Tennessee State 31  
 Tennessee Tech 38, @Western Illinois 24  
 @#10 Jacksonville State 30, North Alabama 12  
 @Murray State 59, Morehead State 7  
 @East Tennessee State 20, Austin Peay 14

**Saturday, September 28**

@Austin Peay 52, \*#11 Jacksonville State 33  
 \*Tennessee Tech 40, @Eastern Illinois 29  
 \*@Eastern Kentucky 42, Tennessee State 16  
**\*@UT Martin 40, Murray State 7**

**Saturday, October 5**

\*@Murray State 24, Eastern Illinois 17  
**\*UT Martin 38, @Eastern Kentucky 28**  
 \*@#20 Jacksonville State 31, Tennessee State 23  
 \*@#23 Southeast Missouri 43, Tennessee Tech 37 (2OT)

**Saturday, October 12**

\*#17 Jacksonville State 28, @Eastern Illinois 20  
 @Austin Peay 28, \*#20 Southeast Missouri 24  
 \*Murray State 31, @Tennessee State 17  
**\*UT Martin 55, @Tennessee Tech 14**

**Saturday, October 19**

**\*@UT Martin 27, Eastern Illinois 18**  
 \*Eastern Kentucky 34, @Murray State 27  
 \*Southeast Missouri 24, @#14 Jacksonville State 21  
 \*@Tennessee State 26, #19 Austin Peay 24

**Saturday, October 26**

**\*@#24 Southeast Missouri 17, UT Martin 10**  
 \*Austin Peay 58, @Tennessee Tech 21  
 \*Eastern Kentucky 33, @Eastern Illinois 6  
 \*@#21 Jacksonville State 14, Murray State 12

**Saturday, November 2**

\*#25 Austin Peay 28, @Eastern Kentucky 21 (OT)  
 \*Tennessee Tech 17, @Murray State 7  
**\*@UT Martin 22, #18 Jacksonville State 17**  
 \*#18 Southeast Missouri 32, @Tennessee State 13

**Saturday, November 9**

\*@#17 Southeast Missouri 38, Eastern Kentucky 31  
 \*@Tennessee Tech 37, Jacksonville State 27  
 \*Eastern Illinois 49, @Tennessee State 38  
**\*@#24 Austin Peay 38, UT Martin 24**

**Saturday, November 16**

\*#15 Southeast Missouri 26, @Eastern Illinois 12  
 \*@Eastern Kentucky 22, Tennessee Tech 10  
 \*#22 Austin Peay 42, @Murray State 7  
**\*@UT Martin 28, Tennessee State 17**

**Saturday, November 23**

\*Murray State at Southeast Missouri, 1:00 p.m. (ESPN+)  
 \*Eastern Kentucky at Jacksonville State, 1:00 p.m. (ESPN3)  
 \*Tennessee State at Tennessee Tech, 1:30 p.m. (ESPN+)  
 \*Eastern Illinois at Austin Peay, 2:00 p.m. (ESPN+)  
**\*UT Martin at Kentucky, 2:30 p.m. (SEC Network)**

**Saturday, November 30**

FCS Playoffs First Round (campus sites)

**Saturday, December 7**

FCS Playoffs Second Round (campus sites)

**Friday, December 13/Saturday, December 14**

FCS Playoffs Quarterfinals (campus sites)


**Friday, December 20/Saturday, December 21**

FCS Playoffs Semifinals (campus sites)

**Saturday, January 11**

Division I National Championship, TBA (Frisco, Texas)

\* - Denotes OVC contest



**ALL-TIME SGT. YORK TROPHY WINNERS**

- 2007 - Tennessee State\*, Austin Peay
- 2008 - Tennessee State
- 2009 - Tennessee Tech
- 2010 - UT Martin
- 2011 - Tennessee State\*, Tennessee Tech
- 2012 - Tennessee State\*, UT Martin
- 2013 - Tennessee State
- 2014 - UT Martin
- 2015 - UT Martin
- 2016 - UT Martin\*, Tennessee State, Tennessee Tech
- 2017 - Austin Peay
- 2018 - Austin Peay\*, Tennessee State, UT Martin

\*Took home the trophy due to winning the tiebreaker



In July 2007, the Nashville Sports Council and the Ohio Valley Conference announced the creation of the Sergeant York Trophy which goes to the winner of the quadrangular season football series between the four Ohio Valley Conference schools located in the state of Tennessee – Austin Peay State University, University of Tennessee at Martin, Tennessee State University and Tennessee Technological University.

The award is only the second traveling trophy that involves more than two teams in college sports; the other is the Commander in Chief's Trophy which has been contested between Air Force, Army and Navy annually since 1972.

The award is presented by Delta Dental of Tennessee and Farm Bureau Health Plans of Tennessee.

In a close race, Tennessee State and Austin Peay shared the inaugural award, finishing with identical 2-1 records in 2007. Tennessee State took the trophy home with it thanks to a one-point victory in overtime over the Governors; that game was decided by a blocked extra point by NFL First Round Draft Pick Dominique Rodgers-Cromartie.

The award is named in honor of Alvin C. York, the most noted Soldier of World War I. As a corporal in the 2nd battalion, 328th Infantry, in the Battle of the Meuse River-Argonne (Oct. 8, 1918), York and seven other soldiers captured 132 prisoners, was promoted to sergeant and received the Distinguished Service Cross, the French Croix de Guerre, the French Legion of Honor, the Croce di Guerra of Italy and the War Medal of Montenegro. Upon his return to the United States in 1919, he was bestowed the Congressional Medal of Honor.

Following the war York returned his home in Pall Mall, Tenn. (located in north central Tennessee, 55 miles northeast of Cookeville) where he dedicated his life to improving education and facilitating educational opportunities for children in the state of Tennessee. In 1927 he established the Alvin C. York Institute after spending several years raising money for the school which opened as a private institution. That school was established, in part, to provide educational opportunities denied to the boys and girls of Fentress County. In 1937, the institute became a state special school after an appeal to the Tennessee State Legislature. The school, located in Jamestown, Tenn., is still in operation today.

York died on Sept. 2, 1964 and the foundation which he helped establish in 1920 – The Sergeant York Patriotic Foundation – was dormant for many years. The Foundation was re-established by Lipscomb Davis, Jr. in 1992 and is currently run by Sgt. York's grandson Gerald (U.S. Army Colonel, Retired). York's papers are archived by Michael E. Birdwell, Ph.D., who is an associate professor of history at Tennessee Technological University, one of the four institutions that will compete for the yearly honor.

After the completion of the football season, the Sergeant York Trophy is awarded to the institution with the best head-to-head record in the match-ups with their fellow Tennessee schools. In the event of a tie, the award is shared; however, the previous winner will retain the trophy if they are part of the tie. If the tie is between two other institutions, the trophy will go to the institution that has gone the most seasons without winning the trophy.

**ALL-TIME SGT. YORK TROPHY WINNERS**

**2018**

- Sept. 22 @ UT Martin 37, Austin Peay 7
- Oct. 6 @ Austin Peay 49, Tennessee State 34
- Oct. 20 @ Tennessee State 41, Tennessee Tech 14
- Oct. 27 @ Austin Peay 41, Tennessee Tech 10
- Nov. 10 @ UT Martin 38, Tennessee Tech 13
- Nov. 17 @ Tennessee State 31, UT Martin 28 OT

**2019**

- Oct. 12 UT Martin 55, @ Tennessee Tech 14
- Oct. 19 @Tennessee State 26, Austin Peay 24
- Oct. 26 Austin Peay 58, @ Tennessee Tech 21
- Nov. 9 @Austin Peay 38, UT Martin 24
- Nov. 16 @ UT Martin 28, Tennessee State 17
- Nov. 23 Tennessee State @ Tennessee Tech

**SGT. YORK GAME RECORDS**

**TEAM**

<b>Points:</b>	61 - UT Martin vs. Austin Peay (10/8/11)
<b>Total Offensive Yards:</b>	644 - Austin Peay vs. Tennessee State (11/5/16)
<b>First Downs:</b>	36 - Tennessee Tech vs. Tennessee State (10/15/11)
<b>Rushing Yards:</b>	423 - Austin Peay vs. Tennessee Tech (11/4/17)
<b>Rushing Attempts:</b>	63 - Tennessee State vs. Austin Peay (9/15/07)
<b>Rushing Touchdowns:</b>	5 - Austin Peay vs. UT Martin (11/9/19)
	5 - Tennessee Tech vs. Austin Peay (11/19/11)
	5 - Tennessee Tech vs. Austin Peay (11/23/13)
<b>Passing Yards:</b>	422 - UT Martin vs. Tennessee Tech (11/10/12)
<b>Passing Attempts:</b>	58 - Tennessee Tech vs. Tennessee State (10/15/11)
<b>Passing Touchdowns:</b>	6 - UT Martin vs. Austin Peay (10/8/11)
<b>Completions:</b>	35 - UT Martin vs. Tennessee Tech (11/10/12)
<b>Interceptions:</b>	3 - Done 9 Times
<b>INT Return Yards:</b>	92 - Tennessee State vs. Tennessee Tech (10/31/09)
<b>Fumbles Lost:</b>	3 - Done 10 Times
<b>Fumble Recoveries:</b>	3 - Done 10 Times
<b>Sacks:</b>	8 - UT Martin vs. Tennessee Tech (10/3/15)
<b>Turnovers Committed:</b>	5 - Done 3 Times
<b>Penalties:</b>	19 - UT Martin vs. Tennessee State (10/19/13)
<b>Penalty Yards:</b>	167 - Tennessee State vs. Austin Peay (11/8/14)

**INDIVIDUAL**

<b>Rushing Yards:</b>	195 - Javarris Williams, TSU vs. APSU (10/18/08)
<b>Rushing Attempts:</b>	35 - Don Chapman, UTM vs. TSU (11/17/07)
<b>Rushing Touchdowns:</b>	4 - Javarris Williams, TSU vs. UTM (11/17/07)
<b>Longest Rush:</b>	84 - Ladarius Vanlier, TTU vs. APSU (11/22/14)
	84 - Ronald Butler, TSU vs. APSU (11/5/16)
<b>Passing Yards:</b>	422 - Derek Carr, UTM vs. TTU (11/10/12)
<b>Passing Attempts:</b>	58 - Tre Lamb, TTU vs. TSU (10/15/11)
<b>Completions:</b>	35 - Derek Carr, UTM vs. TTU (11/10/12)
<b>Passing Touchdowns:</b>	6 - Derek Carr, UTM vs. APSU (10/8/11)
<b>Longest Pass:</b>	84 - Jeremy Perry, TSU vs. TTU (10/23/10)
<b>Most Interceptions:</b>	3 - Done 5 Times
<b>Receiving Yards:</b>	198 - Ben Axline, UTM vs. APSU (10/8/16)
<b>Receptions:</b>	13 - Jeremy Butler, UTM at TTU (11/10/12)
<b>Receiving Touchdowns:</b>	3 - Done 10 Times
<b>Longest Reception:</b>	84 - Calvin McNairl, TSU vs. TTU (10/23/10)
<b>Field Goals Made:</b>	5 - Jamin Godfrey, TSU vs. TTU (10/27/12)
<b>Longest Field Goal:</b>	57 - Lane Clark, TSU vs. UTM (10/1/16)
	57 - Nick Madonia, TTU vs. TSU (11/12/16)
<b>Punts:</b>	10 - Jonathan King, TTU vs. UT Martin (10/3/15)
<b>Longest Punt:</b>	73 - James Satterfield, UTM vs. TTU (11/10/12)
<b>Punt Return Yards:</b>	107 - CJ Estelle, UTM vs. APSU (11/6/10)
<b>Longest Punt Return:</b>	76 - CJ Estelle, UTM vs. APSU (10/8/11)
<b>Kick Return Yards:</b>	243 - Terrence Holt, APSU vs. UTM (11/21/09)
<b>Longest Kick Return:</b>	100 - Weldon Garlington, TSU vs. APSU (10/1/11)
<b>All-Purpose Yards:</b>	312 - Terrence Holt, APSU vs. UTM (11/21/09)
<b>Interceptions:</b>	2 - Done Seven Times
<b>Tackles:</b>	20 - Corey Reed, TTU vs. UTM (10/16/08)
<b>Sacks:</b>	2.5 - Antonio Harper, TSU vs. TTU (10/15/11)
	2.5 - Antonio Harper, TSU at UTM (10/19/13)
	2.5 - Damani Taylor, UTM vs. TTU (10/3/15)
	2.5 - Jaison Williams, APSU vs. UTM (9/30/17)
	2.5 - TJ Jefferson, UTM at TTU (10/12/19)

## OFFENSIVE STARTING LINEUP

Date	Opponent	QB	RB	WR	WR	WR/TE	WR/TE	LT	LG	C	RG	RT
8/29	Northwestern State	Bachus	Logan	Moore	R. Williams	Tatko	Dyal	Fultz	Edwards	Newsom	A. Davis	Miller
9/7	at Florida	Bachus	Logan	Moore	R. Williams	Tatko	Dyal	Fultz	Edwards	Newsom	A. Davis	Miller
9/14	at Southern Illinois	Bachus	Logan	Moore	Dowell	T. Williams	Dyal	Fultz	Edwards	Newsom	A. Davis	Miller
9/28	Murray State	Bachus	Logan	Moore	Dowell	T. Williams	Dyal	Fultz	Walker	Newsom	A. Davis	Olson
10/5	at Eastern Kentucky	Bachus	Logan	D. Williams	Dowell	T. Williams	Dyal	Fultz	Walker	Newsom	A. Davis	Olson
10/12	at Tennessee Tech	Bachus	Logan	D. Williams	Dowell	T. Williams	Dyal	Fultz	Walker	Newsom	A. Davis	Olson
10/19	Eastern Illinois	Bachus	Logan	Butler	Dowell	T. Williams	Cooley	Fultz	Walker	Newsom	A. Davis	Olson
10/26	at Southeast Missouri	Bachus	Logan	Butler	Dowell	T. Williams	Cooley	Fultz	Walker	Newsom	A. Davis	Olson
11/2	Jacksonville State	Bachus	Logan	R. Williams	Dowell	T. Williams	Philpott	Fultz	Jackson	R. Davis	A. Davis	Olson
11/9	at Austin Peay	Bachus	Bowe	Moore	Dowell	T. Williams	Dyal	Fultz	Jackson	Newsom	A. Davis	Olson
11/16	Tennessee State	Bachus	Bowe	Moore	Dowell	T. Williams	Philpott	Fultz	Jackson	Newsom	A. Davis	Olson
11/23	at Kentucky	-	-	-	-	-	-	-	-	-	-	-

## DEFENSIVE STARTING LINEUP

Date	Opponent	DL	DL	DL	LB	LB	LB	S	S	S	DB	DB
8/29	Northwestern State	Crutchfield	Pickett	Murry	Pittman	Jefferson	Harris	Moton	Young	Hollins	Maura	Ordway
9/7	at Florida	Crutchfield	Pickett	Murry	Pittman	Jefferson	Stephens	Moton	Young	Akins	Maura	Ordway
9/14	at Southern Illinois	Crutchfield	Pickett	Murry	Pittman	Jefferson	Stephens	Moton	Young	Akins	Maura	Ordway
9/28	Murray State	Crutchfield	Pickett	Murry	Pittman	Jefferson	Stephens	Moton	Young	Akins	Maura	Ordway
10/5	at Eastern Kentucky	Crutchfield	Pickett	Murry	Pittman	Jefferson	Stephens	Moton	Young	Akins	Maura	Ordway
10/12	at Tennessee Tech	Crutchfield	Pickett	Murry	Pittman	Jefferson	Stephens	Moton	Young	Akins	Maura	Ordway
10/19	Eastern Illinois	Crutchfield	Pickett	Murry	Pittman	Jefferson	Stephens	Moton	Young	Akins	Maura	Ordway
10/26	at Southeast Missouri	Crutchfield	Pickett	Murry	Pittman	Jefferson	Stephens	Sims	Young	Akins	Maura	Ordway
11/2	Jacksonville State	Crutchfield	Pickett	Murry	Pittman	Jefferson	Stephens	Sims	Young	Akins	Maura	Ordway
11/9	at Austin Peay	Crutchfield	Pickett	Murry	Pittman	Cherry	Jefferson	Sims	Young	Akins	Maura	Ordway
11/16	Tennessee State	Crutchfield	Pickett	Murry	Pittman	Cherry	Jefferson	Sims	Young	Akins	Maura	Ordway
11/23	at Kentucky	-	-	-	-	-	-	-	-	-	-	-

## SKYHAWK PLAYERS TO WATCH

### #18 • John Bachus III R-Freshman • Quarterback

Career Highs

Completions	26 vs. Murray State (9/28/19)
Attempts	40 vs. Murray State (9/28/19)
Yards	331 at Tennessee Tech (10/12/19)
Long	75 at Tennessee State (11/17/18)
TD	5 at Tennessee Tech (10/12/19)
Rush Yards	48 at No. 11 Florida (9/7/19)
Rush Long	48 at No. 11 Florida (9/7/19)
TD	1 vs. Murray State (9/28/19)

### #23 • Peyton Logan Junior • Running Back

Career Highs

Attempts	14 vs. Murray State (9/28/19)
Yards	149 vs. Northwestern State (8/29/19)
Long	79 at Tennessee Tech (10/12/19)
TD	2 vs. Northwestern State (8/29/19)
Receptions	5 vs. Murray State (10/7/17)
Yards	59 at No. 11 Florida (9/7/19)
Long	34 at No. 11 Florida (9/7/19)
TD	None

### #5 • Jaimie Bowe Graduate • Running Back

Career Highs

Attempts	20 (2x) at No. 2 Jacksonville State (11/19/16)
Yards	113 at Hawai'i (9/10/16)
Long	43 vs. Southeast Missouri (11/12/16)
TD	2 (3x) vs. Tennessee Tech (11/10/18)
Receptions	3 (2x) at Tennessee State (10/1/16)
Yards	37 at Cincinnati (9/1/16)
Long	23 at Cincinnati (9/1/16)
TD	1, 2x, vs. Tennessee State (11/16/19)

### #1 • Jaylon Moore R-Senior • Wide Receiver

Career Highs

Receptions	8 at Tennessee State (11/17/18)
Yards	180 at Tennessee State (11/17/18)
Long	75 at Tennessee State (11/17/18)
TD	3 at No. 24 Austin Peay (11/9/19)
All-Purpose Yards	180 at Tennessee State (11/17/18)
Punt Returns	None
Punt Return Yards	None
Punt Return TD	None

### #6 • Terry Williams Senior • Wide Receiver

Career Highs

Receptions	11 at Murray State (9/29/18)
Yards	141 vs. Chattanooga (9/15/18)
Long	32 vs. Chattanooga (9/15/18)
TD	2 at Middle Tennessee (9/8/18)
All-Purpose Yards	229 vs. Chattanooga (9/15/18)
Punt Returns	4 vs. Northwestern State (8/29/19)
Punt Return Yards	98 vs. Northwestern State (8/29/19)
Punt Return TD	1, 2x, vs. Jacksonville State (11/2/19)

### #44 • TJ Jefferson R-Senior • Linebacker

Career Highs

Tackles	12 (4x) vs. Tennessee Tech (11/16/19)
Tackles for Loss	2.5 at Tennessee Tech (10/12/19)
Sacks	2.5 at Tennessee Tech (10/12/19)
Quarterback Hurries	2 at Eastern Kentucky (10/5/19)
Forced Fumbles	1 at Southern Illinois (9/14/19)
Fumble Recoveries	1, 2x, at Eastern Kentucky (10/5/19)
Interceptions	1 at Jacksonville State (11/3/18)
Pass Breakups	2 vs. Northwestern State (8/29/19)

### #97 • Julian Crutchfield R-Senior • Defensive End

Career Highs

Tackles	9 vs. No. 2 Jacksonville State (11/11/17)
Tackles for Loss	1.5 (4x) at Tennessee Tech (10/12/19)
Sacks	1.5 (2x) at Tennessee Tech (10/12/19)
Quarterback Hurries	2, 2x, at Eastern Kentucky (10/5/19)
Forced Fumbles	1 at No. 10 Jacksonville State (11/3/18)
Fumble Recoveries	None
Interceptions	None
Pass Breakups	1 vs. Murray State (10/7/17)

### #47 • Austin Pickett Senior • Defensive End

Career Highs

Tackles	8 vs. Eastern Kentucky (10/13/18)
Tackles for Loss	2.0 vs. Northwestern State (8/29/19)
Sacks	2.0 at Eastern Kentucky (10/5/19)
Quarterback Hurries	1 (2x) at Eastern Illinois (10/20/18)
Forced Fumbles	1 at Eastern Kentucky (10/5/19)
Fumble Recoveries	None
Interceptions	None
Pass Breakups	None

### #22 • Wanya Moton R-Sophomore • Safety

Career Highs

Tackles	11 vs. Southeast Missouri (10/27/18)
Tackles for Loss	0.5 vs. Murray State (9/28/19)
Sacks	None
Quarterback Hurries	None
Forced Fumbles	1 at Tennessee State (11/17/18)
Fumble Recoveries	None
Interceptions	2 vs. Northwestern State (8/29/19)
Pass Breakups	2 vs. Southeast Missouri (10/27/18)

# LAST TIME IT HAPPENED...

## - INDIVIDUAL -

Rushed for 100 yards -	109, Peyton Logan vs. Eastern Illinois, 10/19/19
Rushed for 200 yards -	234, Abou Toure at Murray State, 11/1/14
Rushed for 250+ yards -	272, Don Chapman at Southeast Missouri, 10/30/04
Had a 70-yard run -	79, Peyton Logan at Tennessee Tech, 10/12/19
Rushed for three TDs -	3, Abou Toure at Murray State, 11/1/14
Rushed for four TDs -	4, Brandyn Young vs. Eastern Illinois, 10/9/08
Passed for 300 yards -	331, John Bachus III at Tennessee Tech, 10/12/19
Passed for 400 yards -	420, Jarod Neal vs. Murray State, 10/24/15
Passed for 500 yards -	560, Derek Carr at Murray State, 10/13/12
Threw three TD passes -	3, John Bachus III vs. Tennessee State, 10/16/19
Threw five+ TD passes -	5, John Bachus III at Tennessee Tech, 10/12/19
Had 100 yards receiving -	111, Colton Dowell at No. 24 Austin Peay, 11/9/19
Had 150 yards receiving -	198, Ben Axline vs. Austin Peay, 10/8/16
Had 200 yards receiving -	283, William Mackall vs. Troy State, 10/29/88
Had a 70-yard reception -	73, Colton Dowell at Tennessee Tech, 10/12/19
Caught three TD passes -	3, Jaylon Moore at No. 24 Austin Peay, 11/9/19
Returned onsite kickoff for TD -	43, Tae Martin vs. Tennessee Tech, 9/24/16
Returned conventional kickoff for TD -	95, Peyton Logan at Eastern Kentucky, 10/21/17
Returned punt for TD -	65, Terry Williams vs. No. 18 Jacksonville State, 11/2/19
Returned punt at least 75 yards -	79, Londell Lee at Hawai'i, 9/10/16
Returned INT for TD -	26, D'Carrious Stephens vs. Eastern Illinois, 10/19/19
Returned a fumble for TD -	44, TJ Jefferson at Eastern Kentucky, 10/15/19
Made three+ FGs -	3, Mitch Mersman at Southeast Missouri, 11/4/17
Made a 50-yard FG -	50, Ryan Courtright at No. 24 Austin Peay, 11/9/19
Punt 55 yards or longer -	61, Jackson Redditt at Eastern Kentucky, 11/7/15
Had 10-14 tackles -	12, TJ Jefferson vs. Tennessee State, 11/16/19
Had 15+ tackles -	15, James Gilleylen vs. Tennessee Tech, 11/10/18
Multi-Sacks -	1.5, Cecil Cherry at No. 24 Southeast Missouri, 10/26/19
Multi-Forced fumbles -	2, Kevin Prather, Jr. at No. 24 Eastern Illinois, 11/5/12
Multi-Interceptions -	2, Wayna Moton vs. Northwestern State, 8/29/19

## - TEAM -

Shutout an opponent -	24-0 at Tennessee Tech, 11/18/18
Shutout consecutive opponents -	3, vs. Milliken, Southeast Missouri and Jacksonville State, 1967
Rushed for more than 300 yards -	364 vs. Eastern Kentucky, 10/29/16
Rushed for more than 400 yards -	402 at Murray State, 11/1/14
Passed for more than 300 yards -	331 at Tennessee Tech, 10/12/19
Passed for more than 400 yards -	420 vs. Murray State, 10/24/15
Passed for more than 500 yards -	560 at Murray State, 10/13/12
Had more than 500 yards total off. -	553 at Tennessee Tech, 10/12/19
Had more than 600 yards total off. -	661 vs. Murray State, 10/24/15
Scored 50 points -	55 at Tennessee Tech, 10/12/19
Scored 60 points -	84 vs. Bacone, 9/17/16
Scored 70 points -	84 vs. Bacone, 9/17/16
Failed to rush for 100 yards -	90 vs. Tennessee State, 11/16/19
Failed to pass for 100 yards -	67 at Tennessee State, 10/18/14
Held opponent to fewer than 100 yards rushing -	85 at No. 24 Southeast Missouri, 10/26/19
Held opponent to fewer than 100 yards passing -	99 at Southern Illinois, 9/14/19
Held opponent to fewer than 100 yards total off. -	74 vs. Iowa Wesleyan, 9/3/09
Held opponent to fewer than 200 yards total off. -	184 at Tennessee Tech, 11/18/18
Held opponent without a TD -	vs. Clarion, 8/31/17
Scored a safety -	at Tennessee State, 10/1/16 (Intentional Grounding Penalty)
Committed no turnovers -	vs. No. 18 Jacksonville State, 11/2/19
Forced opponent into five turnovers -	5 vs. Eastern Illinois, 10/28/17
Never had to punt -	at Tennessee State, 10/1/16
Blocked a punt -	Julian Crutchfield at Tennessee Tech, 10/12/19
Returned blocked punt for TD -	Devonte Howard vs. No. 20 Tennessee State, 9/24/17
Blocked a field goal -	Korbin Harmon vs. Tennessee State, 11/16/19
Returned blocked FG for TD -	87, Jordan Landry at Austin Peay, 10/17/15
Blocked two+ field goals -	2 vs. Tennessee State, 10/10/15
Blocked FGs in consecutive weeks -	1 at Southeast Missouri, 11/4/17; 1 vs. No. 2 Jacksonville State, 11/11/17
Blocked a PAT -	Loren Young at Middle Tennessee, 9/8/18
Returned PAT for 2 pts -	Thad Williams vs. Eastern Illinois, 10/6/12
Attempted 2-pt conversion -	at No. 10 Jacksonville State, 11/3/18
Scored 2-pt conversion -	Joe Hudson at No. 10 Jacksonville State, 11/3/18
Recovered on-side kick (kicking team) -	vs. Chattanooga, 9/15/18
Recovered on-side kick (receiving team) -	vs. Tennessee Tech, 9/24/16
Two w/ 100 yards rushing -	DJ McNeil/Trent Garland at Chattanooga, 8/29/13
Two w/ 100 yards passing -	Jarod Neal/Dylan Favre vs. Eastern Kentucky, 9/20/14
Two w/ 100 yards receiving -	Caylon Weathers/William Tanner at Eastern Kentucky, 11/7/15
Won OT game -	vs. Tennessee Tech (W, 30-23 OT), 10/4/03
Lost OT game -	at Eastern Illinois (L, 24-21 OT), 10/20/18
Rallied from down 14 to win -	Down 14 (3x in one game) vs. Murray State, 10/24/15
Beat ranked FCS opponent -	vs. No. 18 Jacksonville State, 11/2/19
Beat FCS team ranked in top 15 -	at No. 15 Chattanooga, 9/16/17
Beat FBS opponent -	at Memphis (20-17), 9/1/12
Last time ranked in the STATS Top 25 -	No. 18, 9/23/17
Last time ranked in the Coaches Poll Top 25 -	No. 21, 9/23/17

## - INDIVIDUAL -

Rushed for 100 yards -	118, Kentel Williams at No. 24 Austin Peay, 11/9/19
Rushed for 200 yards -	207, Arkee Whitlock at Southern Illinois, 11/25/06
Rushed for 250+ yards -	298, Kory Chapman at Jacksonville State, 10/11/03
Had a 70-yard run -	70, Eugene Brazley at Ole Miss, 9/5/15
Rushed for three TDs -	3, Kentel Williams at No. 24 Austin Peay, 11/9/19
Rushed for four TDs -	5, Alex Collins at Arkansas, 10/31/15
Passed for 300 yards -	313, Patrick McKinney at Eastern Kentucky, 10/5/19
Passed for 400 yards -	489, Shea Patterson at Ole Miss, 9/9/17
Passed for 500 yards -	537, Casey Brockman at Murray State, 10/13/12
Threw three TD passes -	3, Shelton Eppler vs. Northwestern State, 8/29/19
Threw five+ TD passes -	5, Brent Stockstill at Middle Tennessee, 9/8/18
Had 100 yards receiving -	126, DeAngelo Wilson at No. 24 Austin Peay, 11/9/19
Had 150 yards receiving -	171, Emanuel Hall at Missouri, 9/1/18
Had 200 yards receiving -	225, Adam Drake vs. Eastern Illinois, 11/23/13
Had a 70-yard reception -	70, Kam Scott at Missouri, 9/1/18
Caught three TD passes -	3, Marcus Kemp at Hawai'i, 9/10/16
Returned conventional kickoff for TD -	96, DeVon Johnson vs. No. 20 Tennessee State, 9/24/17
Returned punt for TD -	35, Wayne Parks at Middle Tennessee, 9/8/18
Returned punt at least 75 yards -	91, Dontrell Johnson at Murray State, 9/25/10
Returned INT for TD -	32, Omarerrick Douglas at No. 24 Southeast Missouri, 10/26/19
Returned a fumble for TD -	51, Raymond Crittenden vs. Eastern Illinois, 10/19/19
Made three+ FGs -	3, Nick Madonia vs. Tennessee Tech, 9/24/16
Made a 50-yard FG -	54/57, Lane Clark at Tennessee State, 10/1/16
Punt 55 yards or longer -	58, Kaleb Mosley vs. Tennessee State, 11/16/19
Had 10-14 tackles -	10, Wesley Bush at Middle Tennessee, 9/8/18
Had 15+ tackles -	18, Anthony Koclanakis vs. Murray State, 9/28/19
Multi-Sacks -	1.5, Josh Avery at No. 24 Southeast Missouri, 10/26/19
Multi-Interceptions -	2, BJ Clay at Georgia State, 10/22/16

## - TEAM -

Shutout an opponent -	45-0 at No. 11 Florida, 9/7/19
Shutout consecutive opponents -	2, at Eastern Kentucky and Samford, 1993
Rushed for more than 300 yards -	338, at Ole Miss, 9/5/15
Rushed for more than 400 yards -	at Jacksonville State, 10/11/03
Passed for more than 300 yards -	313 at Eastern Kentucky, 10/5/19
Passed for more than 400 yards -	489, at Ole Miss, 9/9/17
Passed for more than 500 yards -	501, vs. Eastern Illinois, 11/23/13
Had more than 500 yards total off. -	543 at No. 11 Florida, 9/7/19
Had more than 600 yards total off. -	662, at Ole Miss, 9/5/15
Scored 50 points -	63 at Arkansas, 10/31/15
Scored 60 points -	63 at Arkansas, 10/31/15
Scored 70 points -	76 at Ole Miss, 9/5/15
Failed to rush for 100 yards -	85 at No. 24 Southeast Missouri, 10/26/19
Failed to pass for 100 yards -	96 at Southern Illinois, 9/14/19
Held Skyhawks to fewer than 100 yards rushing -	90 vs. Tennessee State, 11/16/19
Held Skyhawks to fewer than 100 yards passing -	67 at Tennessee State, 10/18/14
Held Skyhawks without a TD -	at No. 11 Florida, 9/7/19
Scored a safety -	vs. No. 20 Tennessee State (Illegal Kicking Penalty), 9/24/17
Committed no turnovers -	0 at No. 11 Florida, 9/7/19
Forced opponent into five turnovers -	5 at Kentucky, 8/30/14
Never had to punt -	at Tennessee Tech, 11/21/02
Blocked a punt -	Jamaal Singleton at Tennessee Tech, 10/12/19
Returned blocked punt for TD -	0, Taylor Lanigan vs. Murray State, 9/25/10
Blocked a field goal -	Omarerrick Douglas at No. 24 Southeast Missouri, 10/26/19
Blocked a PAT -	Robert Knowles vs. Eastern Kentucky, 9/29/12
Attempted 2-pt conversion -	vs. Eastern Illinois, 10/19/19
Rallied from down 14 to win -	14 at Southern Illinois, 9/14/19

# TEAM GAME HIGHS

UT Martin High	Statistical Category	Opponent High
53 vs. Murray State (9/28/19)	<b>RUSHES</b>	50, 2x, vs. Tennessee State (11/16/19)
248 at Eastern Kentucky (10/5/19)	<b>RUSHING YDS</b>	264 at Southern Illinois (9/14/19)
5.8 at Eastern Kentucky (10/5/19)	<b>YDS PER RUSH</b>	6.1 at No. 11 Florida (9/7/19)
4 at Eastern Kentucky (10/5/19)	<b>RUSHING TDS</b>	5 at No. 24 Austin Peay (11/9/19)
42 vs. Murray State (9/28/19)	<b>PASS ATT</b>	63 vs. Northwestern State (8/29/19)
28 vs. Murray State (9/28/19)	<b>PASS COMP</b>	43 vs. Northwestern State (8/29/19)
331 at Tennessee Tech (10/12/19)	<b>PASSING YDS</b>	387 vs. Northwestern State (8/29/19)
20.7 at Tennessee Tech (10/12/19)	<b>YDS PER PASS</b>	8.7 at No. 11 Florida (9/7/19)
5 at Tennessee Tech (10/12/19)	<b>PASSING TDS</b>	3 (2x) last at No. 11 Florida (9/7/19)
95 vs. Murray State (9/28/19)	<b>TOTAL PLAYS</b>	91 vs. Northwestern State (8/29/19)
553 at Tennessee Tech (10/12/19)	<b>TOTAL OFF</b>	543 at No. 11 Florida (9/7/19)
11.1 at Tennessee Tech (10/12/19)	<b>YDS PER PLAY</b>	7.3 at No. 11 Florida (9/7/19)
55 at Tennessee Tech (10/12/19)	<b>POINTS</b>	45 at No. 11 Florida (9/7/19)
7 at Tennessee Tech (10/12/19)	<b>SACKS</b>	6 at No. 24 Austin Peay (11/9/19)
10 vs. Northwestern State (8/29/19)	<b>PENALTIES</b>	11 vs. Tennessee State (11/16/19)
95 vs. Northwestern State (8/29/19)	<b>PENALTY YDS</b>	130 at No. 24 Southeast Missouri (10/26/19)
5 at No. 24 Southeast Missouri (10/26/19)	<b>TURNOVERS</b>	3 vs. Eastern Illinois (10/19/19)
3 vs. Eastern Illinois (10/19/19)	<b>INTERCEPTIONS</b>	3 at No. 24 Southeast Missouri (10/26/19)
8 at No. 11 Florida (9/7/19)	<b>PUNTS</b>	8 at No. 24 Southeast Missouri (10/26/19)
38.0, 2x, at Eastern Kentucky (10/5/19)	<b>PUNT AVG</b>	50.0 at No. 11 Florida (9/7/19)
50 at Southern Illinois (9/14/19)	<b>LONG PUNT</b>	58 vs. Tennessee State (11/16/19)
5 vs. Tennessee State (11/16/19)	<b>PUNTS INSIDE 20</b>	4 at Eastern Kentucky (10/5/19)
71 at Eastern Kentucky (10/5/19)	<b>LONG PUNT RETURN</b>	20 at No. 24 Southeast Missouri (10/26/19)

# INDIVIDUAL PLAYER GAME HIGHS

	UT Martin	Opponent
<b>Rushes</b>	20, 2x, Peyton Logan at No. 24 Southeast Missouri (10/26/19)	23, D.J. Davis at Southern Illinois (9/14/19)
<b>Rushing Yards</b>	149, Peyton Logan vs. Northwestern State (8/29/19)	138, D.J. Davis at Southern Illinois (9/14/19)
<b>Rushing TDs</b>	2, Peyton Logan vs. Northwestern State (8/29/19)	3, Kentel Williams at No. 24 Austin Peay (11/9/19)
<b>Longest Rush</b>	74, Peyton Logan at Tennessee Tech (10/12/19)	67, Kentel Williams at No. 24 Austin Peay (11/9/19)
<b>Pass Attempts</b>	41, John Bachus III at No. 24 Austin Peay (11/9/19)	62, Shelton Eppler vs. Northwestern State (8/29/19)
<b>Pass Completions</b>	26, John Bachus III vs. Murray State (9/28/19)	43, Shelton Eppler vs. Northwestern State (8/29/19)
<b>Passing Yards</b>	331, John Bachus III at Tennessee Tech (10/12/19)	387, Shelton Eppler vs. Northwestern State (8/29/19)
<b>Passing TDs</b>	5, John Bachus III at Tennessee Tech (10/12/19)	3, Shelton Eppler vs. Northwestern State (8/29/19)
<b>Longest Pass</b>	73, Bachus to Dowell at Tennessee Tech (10/12/19)	69, Feleipe Franks at No. 11 Florida (9/7/19)
<b>Receptions</b>	7, Terry Williams vs. Murray State (9/28/19)	12, Quan Shorts vs. Northwestern State (8/29/19)
<b>Receiving Yards</b>	154, Colton Dowell at Tennessee Tech (10/12/19)	126, DeAngelo Wilson at No. 24 Austin Peay (11/9/19)
<b>Receiving TDs</b>	3, Jaylon Moore at No. 24 Austin Peay (11/9/19)	2, Quan Shorts vs. Northwestern State (8/29/19)
<b>Longest Rec</b>	73, Colton Dowell at Tennessee Tech (10/12/19)	69, Van Jefferson at No. 11 Florida (9/7/19)
<b>Field Goals</b>	2, 3x, Ryan Courtright vs. Eastern Illinois (10/19/19)	1, 6x, vs. Tennessee State (11/16/19)
<b>Long Field Goal</b>	50, Ryan Courtright at No. 24 Austin Peay (11/9/19)	32, Evan McPherson at No. 11 Florida (9/7/19)
<b>Punts</b>	8, Zane Cox at No. 11 Florida (9/7/19)	8, Jake Reynolds at No. 24 Southeast Missouri (10/26/19)
<b>Punting Avg</b>	43.5, Zane Cox at Tennessee Tech (10/12/19)	50.0, Tommy Townsend at No. 11 Florida (9/7/19)
<b>Long Punt</b>	50, Zane Cox at Southern Illinois (9/14/19)	58, Kaleb Mosley vs. Tennessee State (11/16/19)
<b>Punts Inside 20</b>	5, Zane Cox vs. Tennessee State (11/16/19)	3, 2x, Jake Reynolds at No. 24 Southeast Missouri (10/26/19)
<b>Long Punt Return</b>	71, Terry Williams at Eastern Kentucky (10/5/19)	20, Zack Smith at No. 24 Southeast Missouri (10/26/19)
<b>Long Kickoff Return</b>	29, Terry Williams at No. 11 Florida (9/7/19)	44, Q. Pringle at Eastern Kentucky (10/5/19)
<b>Tackles</b>	14, Cecil Cherry vs. No. 18 Jacksonville State (11/2/19)	18, Anthony Koclanakis vs. Murray State (9/28/19)
<b>Sacks</b>	2.5, TJ Jefferson at Tennessee Tech (10/12/19)	2.0, Josephus Smith at No. 24 Austin Peay (11/9/19)
<b>Tackles for Loss</b>	3.5, Cecil Cherry at No. 24 Southeast Missouri (10/26/19)	2.5, Josephus Smith at No. 24 Austin Peay (11/9/19)
<b>Interceptions</b>	2, Wanya Moton vs. Northwestern State (8/29/19)	1, 9x times



# TEAM STATISTICS

Date	Opponent	Site	Result	Attendance	Top Rusher	Top Passer	Top Receiver	Top Tackler
Aug. 29	Northwestern State	Martin, Tenn.	W, 42-20	3,008	Logan (13-149-2)	Bachus (8-20-130-2-1)	T. Williams (2-28-0)	Jefferson (12)
Sept. 7	No. 11 Florida	Gainesville, Fla.	L, 45-0	80,007	Bachus (9-48-0)	Bachus (12-19-101-0-1)	Logan (5-59-0)	Maura/Akins (11)
Sept. 14	Southern Illinois	Carbondale, Ill.	L, 28-14	8,983	Logan (11-65-1)	Bachus (18-28-212-0-1)	Moore (4-79-0)	Jefferson/Akins (12)
Sept. 28	Murray State	Martin, Tenn.	W, 40-7	4,612	Logan (14-95-1)	Bachus (26-40-312-1-0)	T. Williams (7-84-0)	Akins/Pittman (9)
Oct. 5	Eastern Kentucky	Richmond, Ky.	W, 38-28	11,260	Logan (13-112-1)	Bachus (15-21-167-0-1)	D. Williams (4-58-0)	Young (9)
Oct. 12	Tennessee Tech	Cookeville, Tenn.	W, 55-14	5,330	Logan (8-107-1)	Bachus (16-22-331-5-0)	Dowell (5-154-2)	Jefferson (12)
Oct. 19	Eastern Illinois	Martin, Tenn.	W, 27-18	2,004	Logan (20-109-0)	Bachus (8-20-108-2-0)	T. Williams (3-58-1)	Jefferson (9)
Oct. 26	Southeast Missouri	Cape Girardeau, Mo.	L, 17-10	2,467	Logan (20-72-0)	Bachus (14-34-284-1-2)	T. Williams (7-83-1)	Jefferson (8)
Nov. 2	Jacksonville State	Martin, Tenn.	W, 22-17	4,169	Logan (6-73-0)	Bachus (18-32-245-1-0)	Dowell (5-117-1)	Cherry (14)
Nov. 9	Austin Peay	Clarksville, Tenn.	L, 38-24	8,679	Wallace (3-5-0)	Bachus (20-41-286-3-1)	Dowell (6-111-0)	Pittman/Cherry (12)
Nov. 16	Tennessee State	Martin, Tenn.	W, 28-17	1,776	Bowe (19-93-1)	Bachus (16-25-216-3-1)	Williams (6-47-1)	Jefferson (12)
Nov. 23	Kentucky	-	-	-	-	-	-	-

TEAM STATISTICS	UTM	OPP
<b>SCORING</b>	<b>300</b>	<b>249</b>
Points Per Game	27.3	22.6
Points Off Turnovers	41	35
<b>FIRST DOWNS</b>	<b>189</b>	<b>219</b>
Rushing	65	76
Passing	103	121
Penalty	21	22
<b>RUSHING YARDAGE</b>	<b>1329</b>	<b>1482</b>
Yards gained rushing	1716	1762
Yards lost rushing	387	280
Rushing Attempts	365	407
Average Per Rush	3.6	3.6
Average Per Game	120.8	134.7
TDs Rushing	15	18
<b>PASSING YARDAGE</b>	<b>2451</b>	<b>2642</b>
Comp-Att-Int	176-309-9	217-378-12
Average Per Pass	7.9	7.0
Average Per Catch	13.9	12.2
Average Per Game	222.8	240.2
TDs Passing	19	13
<b>TOTAL OFFENSE</b>	<b>3780</b>	<b>4124</b>
Total Plays	674	785
Average Per Play	5.6	5.3
Average Per Game	343.6	374.9
<b>KICK RETURNS: #-Yards</b>	<b>28-541</b>	<b>32-620</b>
<b>PUNT RETURNS: #-Yards</b>	<b>21-355</b>	<b>13-54</b>
<b>INT RETURNS: #-Yards</b>	<b>12-144</b>	<b>9-33</b>
<b>KICK RETURN AVERAGE</b>	<b>19.3</b>	<b>19.4</b>
<b>PUNT RETURN AVERAGE</b>	<b>16.9</b>	<b>4.2</b>
<b>INT RETURN AVERAGE</b>	<b>12.0</b>	<b>3.7</b>
<b>FUMBLES-LOST</b>	<b>14-4</b>	<b>14-5</b>
<b>PENALTIES-Yards</b>	<b>55-537</b>	<b>76-736</b>
Average Per Game	48.8	66.9
<b>PUNTS-Yards</b>	<b>58-2032</b>	<b>56-2181</b>
Average Per Punt	35.0	38.9
Net punt average	34.1	32.6
<b>KICKOFFS-Yards</b>	<b>57-3330</b>	<b>48-2629</b>
Average Per Kick	58.4	54.8
Net kick average	38.8	37.8
<b>TIME OF POSSESSION/Game</b>	<b>28:29</b>	<b>31:31</b>
<b>3RD-DOWN Conversions</b>	<b>56/145</b>	<b>74/174</b>
3rd-Down Pct	39%	43%
<b>4TH-DOWN Conversions</b>	<b>4/11</b>	<b>12/23</b>
4th-Down Pct	36%	52%
<b>SACKS BY-Yards</b>	<b>28-166</b>	<b>32-176</b>
<b>MISC YARDS</b>	<b>0</b>	<b>34</b>
<b>TOUCHDOWNS SCORED</b>	<b>39</b>	<b>33</b>
<b>FIELD GOALS-ATTEMPTS</b>	<b>10-13</b>	<b>6-13</b>
<b>ON-SIDE KICKS</b>	<b>0-2</b>	<b>1-1</b>
<b>RED-ZONE SCORES</b>	<b>(22-32) 69%</b>	<b>(27-37) 73%</b>
<b>RED-ZONE TOUCHDOWNS</b>	<b>(16-32) 50%</b>	<b>(21-37) 57%</b>
<b>PAT-ATTEMPTS</b>	<b>(36-37) 97%</b>	<b>(31-32) 97%</b>

Score by Quarter	1st	2nd	3rd	4th	Total
UT Martin	87	63	72	78	300
Opponents	45	82	56	66	249

RUSHING									
Name	GP	Att	Gain	Loss	Net	Avg	TD	Long	Avg/G
LOGAN, Peyton	10	109	806	22	784	7.2	6	79	78.4
BOWE, Jaimiee	11	91	357	40	317	3.5	4	39	28.8
YOUNG, Lamarqus	11	42	151	22	129	3.1	1	41	11.7
BACHUS, John	11	85	324	205	119	1.4	3	48	10.8
ODOM, Marqwell	11	2	24	0	24	12.0	0	17	2.2
HUDSON, Joe	4	9	25	13	12	1.3	0	9	3.0
JOHNSON, Jarious	2	5	10	0	10	2.0	0	4	5.0
WILLIAMS, Terry	11	3	8	3	5	1.7	1	7	0.5
WALLACE, Zak	3	3	6	1	5	1.7	0	5	1.7
MOORE, Jaylon	8	2	5	5	0	0.0	0	5	0.0
COX, Zane	11	1	0	9	-9	-9.0	0	0	-0.8
TEAM	7	13	0	67	-67	-5.2	0	0	-9.6
<b>Total</b>	<b>11</b>	<b>365</b>	<b>1716</b>	<b>387</b>	<b>1329</b>	<b>3.6</b>	<b>15</b>	<b>79</b>	<b>120.8</b>
<b>Opponents</b>	<b>11</b>	<b>407</b>	<b>1762</b>	<b>280</b>	<b>1482</b>	<b>3.6</b>	<b>18</b>	<b>67</b>	<b>134.7</b>

PASSING									
Name	GP	Rating	Comp-Att-Int	Pct	Yds	TD	Lng	Avg/G	
BACHUS, John	11	137.53	171-302-8	56.6	2392	18	73	217.5	
HUDSON, Joe	4	220.93	5-6-0	83.3	59	1	29	14.8	
WINN, Dresser	2	-200.00	0-1-1	0.0	0	0	0	0.0	
<b>Total</b>	<b>11</b>	<b>138.05</b>	<b>176-309-9</b>	<b>57.0</b>	<b>2451</b>	<b>19</b>	<b>73</b>	<b>222.8</b>	
<b>Opponents</b>	<b>11</b>	<b>121.12</b>	<b>217-378-12</b>	<b>57.4</b>	<b>2642</b>	<b>13</b>	<b>69</b>	<b>240.2</b>	

RECEIVING									
Name	GP	Rec	Yds	Avg	TD	Long	Avg/G		
WILLIAMS, Terry	11	50	507	10.1	3	29	46.1		
DOWELL, Colton	11	35	724	20.7	4	73	65.8		
MOORE, Jaylon	8	15	283	18.9	5	43	35.4		
WILLIAMS, Donnell	11	13	164	12.6	1	30	14.9		
YOUNG, Lamarqus	11	11	148	13.5	1	47	13.5		
LOGAN, Peyton	10	11	119	10.8	0	34	11.9		
HORTON, Jeremy	10	9	126	14.0	0	29	12.6		
WILLIAMS, Rodney	5	9	111	12.3	0	40	22.2		
BOWE, Jaimiee	11	8	25	3.1	1	8	2.3		
DYAL, Davin	11	5	70	14.0	1	32	6.4		
ODOM, Marqwell	11	4	92	23.0	1	66	8.4		
BUTLER, Kevin	6	2	45	22.5	2	24	7.5		
TATKO, Collin	9	2	3	1.5	0	2	0.3		
PHILPOTT, Christian	11	1	22	22.0	0	22	2.0		
OXENDINE, Darian	7	1	12	12.0	0	12	1.7		
<b>Total</b>	<b>11</b>	<b>176</b>	<b>2451</b>	<b>13.9</b>	<b>19</b>	<b>73</b>	<b>222.8</b>		
<b>Opponents</b>	<b>11</b>	<b>217</b>	<b>2642</b>	<b>12.2</b>	<b>13</b>	<b>69</b>	<b>240.2</b>		



# OVERALL DEFENSIVE STATS

## SEASON STATISTICS

No.	Player	GP-GS	ST	AT	TT	TFL	Sacks	Int	PBU	QBH	FR-Yds	FF	Blk	Saf
44	JEFFERSON, TJ	11-11	31	60	91	8.5-39	4.5-28	.	2	11	1-44	1	.	.
17	AKINS, JaQuez	11-10	50	39	89	5.5-13	.	1-0	5	1	2-0	2	.	.
35	CHERRY, Cecil	11-2	32	43	75	9.0-39	4.0-27	.	6	8	.	1	1	.
12	PITTMAN, Sherrod	11-11	27	47	74	7.0-16	.	1-6	2	2	.	.	.	.
2	MAURA, DaVonte	11-11	30	38	68	1.5-5	.	1-0	11	.	.	.	.	.
3D	YOUNG, Takeem	11-10	22	40	62	.	.	1-6	6	.	1-0	.	.	.
97	CRUTCHFIELD, Julian	11-11	9	33	42	5.5-23	2.5-12	.	1	9	.	.	1	.
47	PICKETT, Austin	11-11	14	22	36	7.0-34	4.5-29	.	.	7	.	1	.	.
7	ORDWAY, Cam	11-10	16	16	32	4.5-20	1.0-11	2-1	3	.	1-0	.	.	.
30	SIMS, Deven	11-4	14	18	32	1.0-2	.	.	7	.	.	1	.	.
95	BOWDRY, Kameron	11-0	2	28	30	3.0-12	1.5-8	.	.	3	.	2	.	.
22	MOTON, Wanya	8-7	15	15	30	1.5-3	.	2-90	1	.	.	.	.	.
92	MURRY, Joseph	11-11	5	22	27	2.5-18	2.0-18	.	3	6	.	1	.	.
31	STEPHENS, D'Carrious	9-8	11	13	24	3.0-12	1.0-9	3-28	3	3	.	1	.	.
34	HARRIS, Malik	11-1	6	18	24	0.5-0	.	.	.	.	.	.	.	.
8	HARMON, Korbin	10-0	8	14	22	4.0-10	2.0-5	.	1	5	.	1	3	.
24	LANDERS, Jamarius	11-0	8	9	17	4.0-18	2.0-12	.	2	7	.	.	.	.
41	FORD, John	9-0	9	5	14	3.5-7	1.0-3	.	.	1	.	.	.	.
9	HOLLINS, Devan	11-1	8	5	13	.	.	.	1	.	.	.	.	.
90	JOY, Chase	11-0	1	9	10	1.5-4	1.0-1	.	.	.	.	.	.	.
25	McCALL, Tamel	11-1	4	5	9	.	.	1-13	.	.	.	1	.	.
99	DAVIS, Kenyonte	11-0	2	7	9	1.5-3	1.0-3	.	.	1	.	.	.	.
83	ODOM, Margwell	11-0	3	2	5	.	.	.	.	.	.	.	.	.
16	LITTLE, David	11-0	1	4	5	.	.	.	1	.	.	.	.	.
48	COURTRIGHT, Ryan	11-0	4	1	5	.	.	.	.	.	.	.	.	.
27	DODD, Josh	11-0	2	3	5	0.5-1	.	.	.	.	.	.	.	.
89	LAWRENCE, Deray	11-0	2	2	4	.	.	.	.	.	.	.	.	.
15	DOWELL, Colton	11-9	1	2	3	.	.	.	.	.	.	.	.	.
21	ADKINS, Brian	5-0	.	3	3	.	.	.	.	.	.	.	.	.
29	YOUNG, Lamarqus	11-0	.	2	2	.	.	.	.	.	.	.	.	.
38	COOLEY, Jermaine	5-2	1	1	2	.	.	.	.	.	.	.	.	.
45	DuBOSE, David	2-0	.	1	1	.	.	.	.	.	.	.	.	.
40	POWERS, Brock	11-0	.	1	1	.	.	.	.	.	.	.	.	.
11	WILLIAMS, Donnell	11-2	1	.	1	.	.	.	.	.	.	.	.	.
79	OLSON, Gavin	9-8	1	.	1	.	.	.	.	.	.	.	.	.
<b>Total</b>		<b>11-0</b>	<b>340</b>	<b>528</b>	<b>868</b>	<b>75-279</b>	<b>28-166</b>	<b>12-144</b>	<b>55</b>	<b>64</b>	<b>5-44</b>	<b>12</b>	<b>5</b>	
<b>Opponents</b>		<b>11-0</b>	<b>293</b>	<b>449</b>	<b>742</b>	<b>77.0-319</b>	<b>32-176</b>	<b>9-33</b>	<b>37</b>	<b>46</b>	<b>4-51</b>	<b>6</b>	<b>2</b>	

## TOTAL TACKLES GAME-BY-GAME

Name	UA-A	TOTAL	NSU	UF	SIU	MUR	EKU	TTU	EIU	SEMO	JSU	AP	TSU	UK
JEFFERSON, TJ	31-60	91	4-8	1-4	7-5	1-3	2-3	2-10	5-4	3-5	2-4	3-3	1-11	
AKINS, JaQuez	50-39	89	5-3	6-5	9-3	6-3	4-3	5-4	2-4	3-0	1-4	4-5	5-5	
CHERRY, Cecil	32-43	75	2-3	3-2	2-1	0-3	4-2	9-1	0-2	4-3	4-10	3-9	1-7	
PITTMAN, Sherro	27-47	74	9-2	3-4	4-1	2-7	0-6	2-5	1-2	0-3	2-2	4-8	0-7	
MAURA, DaVonte	30-38	68	3-3	5-5	3-3	2-1	2-5	1-3	1-4	2-1	4-5	6-3	1-5	
YOUNG, Takeem	22-40	62	4-4	0-3	0-3	2-0	4-5	3-6	2-4	1-3	1-3	4-2	1-7	
CRUTCHFIELD, Ju	9-33	42	2-2	0-3	2-4	0-2	0-3	1-5	0-2	3-2	0-4	1-3	0-3	
PICKETT, Austin	14-22	36	3-2	2-1	0-2	-	3-1	2-6	2-3	0-1	0-2	2-1	0-3	
ORDWAY, Cam	16-16	32	0-2	1-2	1-2	-	2-1	0-2	3-1	3-1	2-2	3-1	1-2	
SIMS, Deven	14-18	32	2-0	0-1	-	-	0-1	3-3	2-3	3-2	1-3	1-1	2-4	
MOTON, Wanya	15-15	30	4-3	2-4	3-1	0-4	5-1	1-1	0-1	-	DNP	DNP	DNP	
BOWDRY, Kameron	2-28	30	0-1	0-5	0-3	1-3	0-1	0-2	0-2	1-3	0-3	0-1	0-4	
MURRY, Joseph	5-22	27	0-2	0-3	1-2	0-1	1-2	2-1	0-2	0-1	0-3	0-1	1-4	
STEPHENS, D'Car	11-13	24	DNP	3-3	2-1	1-4	1-1	3-1	1-3	-	-	-	DNP	
HARRIS, Malik	6-18	24	1-4	0-3	1-0	0-1	0-2	1-2	-	1-0	0-1	1-0	1-5	
HARMON, Korbin	8-14	22	DNP	2-3	2-0	-	0-1	1-1	1-1	-	0-3	1-1	1-4	
LANDERS, Jamari	8-9	17	0-3	0-1	1-0	1-2	0-1	2-0	2-1	-	-	0-1	2-0	
FORD, John	9-5	14	2-0	-	-	DNP	2-2	-	4-2	-	0-1	1-0	DNP	
HOLLINS, Devan	8-5	13	4-2	3-1	-	-	1-1	-	-	-	-	-	0-1	
JOY, Chase	1-9	10	0-1	0-1	-	-	-	-	-	-	1-3	-	0-4	
McCALL, Tamel	4-5	9	0-1	1-1	1-0	-	0-1	0-1	2-1	-	-	-	-	
DAVIS, Kenyonte	2-7	9	0-1	0-1	1-0	-	0-1	1-0	0-2	-	0-1	-	0-1	
DODD, Josh	2-3	5	-	-	0-1	-	1-0	1-1	-	-	-	-	0-1	
ODOM, Margwell	3-2	5	-	-	0-1	-	2-1	-	-	-	-	1-0	-	
COURTRIGHT, Rya	4-1	5	-	-	1-0	-	0-1	-	-	-	1-0	-	2-0	
LITTLE, David	1-4	5	-	0-1	-	-	0-1	1-0	0-1	-	-	-	0-1	
LAWRENCE, Deray	2-2	4	-	-	-	0-1	-	-	-	-	-	1-0	1-1	
DOWELL, Colton	1-2	3	-	0-1	-	0-1	-	-	-	-	-	-	1-0	
ADKINS, Brian	0-3	3	DNP	DNP	DNP	0-1	0-1	-	0-1	-	DNP	DNP	DNP	
YOUNG, Lamarqus	0-2	2	-	-	0-2	-	-	-	-	-	-	-	-	
COOLEY, Jermain	1-1	2	DNP	DNP	DNP	DNP	DNP	-	-	0-1	-	1-0	DNP	
WILLIAMS, Donne	1-0	1	1-0	-	-	-	-	-	-	-	-	-	-	
OLSON, Gavin	1-0	1	DNP	DNP	DNP	-	-	-	-	1-0	-	-	-	
DuBOSE, David	0-1	1	0-1	DNP	DNP	DNP	-	DNP	DNP	DNP	DNP	DNP	DNP	
POWERS, Brock	0-1	1	-	-	-	0-1	-	-	-	-	-	-	-	

# PLAYER PARTICIPATION

#	Name	GP/GS	NSU	UF	SIU	MUR	EKU	TTU	EIU	SEMO	JSU	AP	TSU	UK
21	ADKINS, Brian	5/-	...	...	...	XXX	XXX	XXX	XXX	XXX	...	...	...	
17	AKINS, JaQuez	11/10	XXX	START	START	START	START	START	START	START	START	START	START	START
18	BACHUS, John	11/11	START	START	START	START	START	START	START	START	START	START	START	START
95	BOWDRY, Kameron	11/-	XXX	XXX	XXX	XXX	XXX	XXX	XXX	XXX	XXX	XXX	XXX	XXX
5	BOWE, Jaimiee	11/2	XXX	XXX	XXX	XXX	XXX	XXX	XXX	XXX	XXX	START	START	
84	BUTLER, Kevin	6/2	...	...	...	...	...	XXX	START	START	XXX	XXX	XXX	
35	CHERRY, Cecil	11/2	XXX	XXX	XXX	XXX	XXX	XXX	XXX	XXX	XXX	START	START	
80	CLARK, Ryan	1/-	...	...	...	...	...	XXX	...	...	...	...	...	
5C	COOLEY, Jermain	5/2	...	...	...	...	...	XXX	START	START	XXX	XXX	...	
48	COURTRIGHT, Rya	11/-	XXX	XXX	XXX	XXX	XXX	XXX	XXX	XXX	XXX	XXX	XXX	XXX
49	COX, Zane	11/-	XXX	XXX	XXX	XXX	XXX	XXX	XXX	XXX	XXX	XXX	XXX	XXX
97	CRUTCHFIELD, Ju	11/11	START	START	START	START	START	START	START	START	START	START	START	START
77	DAVIS, Aries	11/11	START	START	START	START	START	START	START	START	START	START	START	START
99	DAVIS, Kenyonte	11/-	XXX	XXX	XXX	XXX	XXX	XXX	XXX	XXX	XXX	XXX	XXX	XXX
5L	DAVIS, Reed	3/1	...	...	...	XXX	...	XXX	...	...	START	...	...	
27	DODD, Josh	11/-	XXX	XXX	XXX	XXX	XXX	XXX	XXX	XXX	XXX	XXX	XXX	XXX
15	DOWELL, Colton	11/9	XXX	XXX	START	START	START	START	START	START	START	START	START	START
45	DuBOSE, David	2/-	XXX	...	...	...	XXX	...	...	...	...	...	...	
88	DYAL, Davin	11/7	START	START	START	START	START	START	XXX	XXX	XXX	XXX	START	XXX
65	EDWARDS, Kelton	9/3	START	START	START	...	XXX	XXX	XXX	XXX	XXX	...	XXX	
42	FOLEY, Joey	2/-	XXX	...	...	...	...	XXX	...	...	...	...	...	
41	FORD, John	9/-	XXX	XXX	XXX	...	XXX	XXX	XXX	XXX	XXX	XXX	XXX	...
75	FULTZ, Terry	11/11	START	START	START	START	START	START	START	START	START	START	START	START
8	HARMON, Korbin	10/-	...	XXX	XXX	XXX	XXX	XXX	XXX	XXX	XXX	XXX	XXX	XXX
34	HARRIS, Malik	11/1	START	XXX	XXX	XXX	XXX	XXX	XXX	XXX	XXX	XXX	XXX	XXX
9	HOLLINS, Devan	11/1	START	XXX	XXX	XXX	XXX	XXX	XXX	XXX	XXX	XXX	XXX	XXX
10	HORTON, Jeremy	10/-	XXX	XXX	...	XXX	XXX	XXX	XXX	XXX	XXX	XXX	XXX	XXX
13	HUDSON, Joe	4/-	...	XXX	...	XXX	...	XXX	...	XXX	...	...	...	
76	JACKSON, Chris	11/3	XXX	XXX	XXX	XXX	XXX	XXX	XXX	XXX	START	START	START	
44	JEFFERSON, TJ	11/11	START	START	START	START	START	START	START	START	START	START	START	START
20	JOHNSON, Jariou	2/-	...	XXX	...	XXX	...	...	...	...	...	...	...	
90	JOY, Chase	11/-	XXX	XXX	XXX	XXX	XXX	XXX	XXX	XXX	XXX	XXX	XXX	XXX
82	LaBRECHE, Chris	11/-	XXX	XXX	XXX	XXX	XXX	XXX	XXX	XXX	XXX	XXX	XXX	XXX
24	LANDERS, Jamari	11/-	XXX	XXX	XXX	XXX	XXX	XXX	XXX	XXX	XXX	XXX	XXX	XXX
89	LAWRENCE, Deray	11/-	XXX	XXX	XXX	XXX	XXX	XXX	XXX	XXX	XXX	XXX	XXX	XXX
16	LITTLE, David	11/-	XXX	XXX	XXX	XXX	XXX	XXX	XXX	XXX	XXX	XXX	XXX	XXX
23	LOGAN, Peyton	10/9	START	START	START	START	START	START	START	START	START	XXX	...	
2	MAURA, DaVonte	11/11	START	START	START	START	START	START	START	START	START	START	START	START
25	McCALL, Tamel	11/1	XXX	XXX	XXX	XXX	XXX	XXX	XXX	XXX	START	XXX	XXX	XXX
63	McGROARTY, Shan	1/-	...	...	...	...	XXX	...	...	...	...	...	...	
98	McNAIR, Traquan	1/-	...	...	...	...	...	...	...	...	...	...	XXX	
68	MILLER, Malcolm	4/3	START	START	START	...	...	XXX	...	...	...	...	...	
1	MOORE, Jaylon	8/6	START	START	START	START	...	...	...	XXX	XXX	START	START	
22	MOTON, Wanya	8/7	START	START	START	START	START	START	START	XXX	...	...	...	
92	MURRY, Joseph	11/11	START	START	START	START	START	START	START	START	START	START	START	START
78	NEWSOM, Austin	10/10	START	START	START	START	START	START	START	START	...	START	START	
83	ODOM, Marqwell	11/-	XXX	XXX	XXX	XXX	XXX	XXX	XXX	XXX	XXX	XXX	XXX	XXX
79	OLSON, Gavin	9/8	...	...	XXX	START	START	START	START	START	START	START	START	START
7	ORDWAY, Cam	11/10	START	START	START	START	START	START	START	START	XXX	START	START	
4	OXENDINE, Daria	7/-	...	...	...	XXX	XXX	XXX	XXX	...	XXX	XXX	XXX	XXX
19	PHILPOTT, Chris	11/2	XXX	XXX	XXX	XXX	XXX	XXX	XXX	XXX	START	XXX	START	
47	PICKETT, Austin	11/11	START	START	START	START	START	START	START	START	START	START	START	START
12	PITTMAN, Sherro	11/11	START	START	START	START	START	START	START	START	START	START	START	START
40	POWERS, Brock	11/-	XXX	XXX	XXX	XXX	XXX	XXX	XXX	XXX	XXX	XXX	XXX	XXX
46	SHIPP, Tevin	1/-	...	...	...	...	...	...	XXX	...	...	...	...	
30	SIMS, Deven	11/4	XXX	XXX	XXX	XXX	XXX	XXX	XXX	START	START	START	START	START
31	STEPHENS, D'Car	9/8	...	START	START	START	START	START	START	START	START	XXX	...	
85	TATKO, Collin	9/2	START	START	XXX	XXX	...	...	XXX	XXX	XXX	XXX	XXX	XXX
38	TRAYLOR, Marqui	3/-	XXX	...	XXX	XXX	...	...	...	...	...	...	...	
14	VICKERS, Ja'Kev	1/-	...	XXX	...	...	...	...	...	...	...	...	...	
70	WALKER, James	10/5	...	XXX	XXX	START	START	START	START	START	XXX	XXX	XXX	XXX
32	WALLACE, Zak	3/-	...	...	...	...	...	...	...	...	XXX	XXX	XXX	XXX
11	WILLIAMS, Donne	11/2	XXX	XXX	XXX	XXX	START	START	XXX	XXX	XXX	XXX	XXX	XXX
81	WILLIAMS, Rodne	5/3	START	START	...	...	...	...	...	XXX	START	XXX	...	
6	WILLIAMS, Terry	11/9	XXX	XXX	START	START	START	START	START	START	START	START	START	START
3	WINN, Dresser	2/1	...	...	...	...	...	...	...	XXX	...	START	...	
29	YOUNG, Lamarcus	11/-	XXX	XXX	XXX	XXX	XXX	XXX	XXX	XXX	XXX	XXX	XXX	XXX
3D	YOUNG, Takeem	11/10	START	START	START	START	START	START	START	START	START	XXX	START	

# INDIVIDUAL SEASON/CAREER STATS

SEASON

CAREER

<b>Rushing</b>	gp	att	gain	loss	net	avg	td	lg	avg/g	gp	att	gain	loss	net	avg	td	lg	avg/g
LOGAN, Peyton	10	109	806	22	784	7.2	6	79	78.4	32	176	1187	43	1144	6.5	6	79	35.8
BOWE, Jaimiee	11	91	357	40	317	3.5	4	39	28.8	41	366	1627	166	1461	4.0	21	43	35.6
YOUNG, Lamarcus	11	42	151	22	129	3.1	1	41	11.7	22	45	175	22	153	3.4	1	41	7.0
BACHUS, John	11	85	324	205	119	1.4	3	48	10.8	14	92	379	217	162	1.8	3	48	11.6
ODOM, Marqwell	11	2	24	0	24	12.0	0	17	2.2	11	2	24	0	24	12.0	0	17	2.2
HUDSON, Joe	4	9	25	13	12	1.3	0	9	3.0	13	72	330	68	262	3.6	3	29	20.2
JOHNSON, Jarious	2	5	10	0	10	2.0	0	4	5.0	2	5	10	0	10	2.0	0	4	5.0
WILLIAMS, Terry	11	3	8	3	5	1.7	1	7	0.5	22	13	88	8	80	6.2	1	23	3.6
WALLACE, Zak	3	3	6	1	5	1.7	0	5	1.7	3	3	6	1	5	1.7	0	5	1.7
MOORE, Jaylon	8	2	5	5	0	0.0	0	5	0.0	38	4	11	15	-4	-1.0	0	6	-0.1
COX, Zane	11	1	0	9	-9	-9.0	0	0	-0.8	22	1	0	9	-9	-9.0	0	0	-0.4
TEAM	7	13	0	67	-67	-5.2	0	0	-9.6									
Total	11	365	1716	387	1329	3.6	15	79	120.8									
Opponents	11	407	1762	280	1482	3.6	18	67	134.7									

<b>Passing</b>	gp	effic	comp-att-int	pct	yds	td	lg	avg/g	gp	effic	comp-att-int	pct	yds	td	lg	avg/g
BACHUS, John	11	137.53	171-302-8	56.6	2392	18	73	217.5	14	142.16	189-331-8	57.1	2678	22	75	191.3
HUDSON, Joe	4	220.93	5-6-0	83.3	59	1	29	14.8	13	122.85	95-158-6	60.1	1087	6	52	83.6
WINN, Dresser	2	-200.00	0-1-1	0.0	0	0	0	0.0	14	133.87	204-325-11	62.8	2345	17	69	167.5
Total	11	138.05	176-309-9	57.0	2451	19	73	222.8								
Opponents	11	121.12	217-378-12	57.4	2642	13	69	240.2								

<b>Receiving</b>	gp	no.	yds	avg	td	lg	avg/g	gp	no.	yds	avg	td	lg	avg/g
WILLIAMS, Terry	11	50	507	10.1	3	29	46.1	22	117	1243	10.6	6	32	56.5
DOWELL, Colton	11	35	724	20.7	4	73	65.8	22	45	862	19.2	7	73	39.2
MOORE, Jaylon	8	15	283	18.9	5	43	35.4	38	91	1483	16.3	18	75	39.0
WILLIAMS, Donnell	11	13	164	12.6	1	30	14.9	31	24	259	10.8	3	30	8.4
YOUNG, Lamarcus	11	11	148	13.5	1	47	13.5	22	11	148	13.5	1	47	6.7
LOGAN, Peyton	10	11	119	10.8	0	34	11.9	32	27	234	8.7	0	34	7.3
HORTON, Jeremy	10	9	126	14.0	0	29	12.6	12	9	126	14.0	0	29	10.5
WILLIAMS, Rodney	5	9	111	12.3	0	40	22.2	34	40	473	11.8	0	40	13.9
BOWE, Jaimiee	11	8	25	3.1	1	8	2.3	41	29	177	6.1	2	23	4.3
DYAL, Davin	11	5	70	14.0	1	32	6.4	15	5	70	14.0	1	32	4.7
ODOM, Marqwell	11	4	92	23.0	1	66	8.4	11	4	92	23.0	1	66	8.4
BUTLER, Kevin	6	2	45	22.5	2	24	7.5	6	2	45	22.5	2	24	7.5
TATKO, Collin	9	2	3	1.5	0	2	0.3	11	2	3	1.5	0	2	0.3
PHILPOTT, Christian	11	1	22	22.0	0	22	2.0	33	14	231	16.5	1	46	7.0
OXENDINE, Darian	7	1	12	12.0	0	12	1.7	7	1	12	12.0	0	12	1.7
Total	11	176	2451	13.9	19	73	222.8							
Opponents	11	217	2642	12.2	13	69	240.2							

<b>Total Offense</b>	g	plays	rush	pass	total	avg/g	g	plays	rush	pass	total	avg/g
BACHUS, John	11	387	119	2392	2511	228.3	14	423	162	2678	2840	202.9
LOGAN, Peyton	10	109	784	0	784	78.4	32	176	1144	0	1144	35.8
BOWE, Jaimiee	11	91	317	0	317	28.8	41	366	1461	0	1461	35.6
YOUNG, Lamarcus	11	42	129	0	129	11.7	22	45	153	0	153	7.0
HUDSON, Joe	4	15	12	59	71	17.8	13	230	262	1087	1349	103.8
ODOM, Marqwell	11	2	24	0	24	2.2	11	2	24	0	24	2.2
JOHNSON, Jarious	2	5	10	0	10	5.0	2	5	10	0	10	5.0
WILLIAMS, Terry	11	3	5	0	5	0.5	22	14	80	0	80	3.6
WALLACE, Zak	3	3	5	0	5	1.7	3	3	5	0	5	1.7
COX, Zane	11	1	-9	0	-9	-0.8	22	1	-9	0	-9	-0.4
TEAM	7	13	-67	0	-67	-9.6						
Total	11	674	1329	2451	3780	343.6						
Opponents	11	785	1482	2642	4124	374.9						

# INDIVIDUAL SEASON/CAREER STATS

SEASON

CAREER

Scoring	SEASON		PAT					CAREER		PAT					pts		
	td	fg	kick	rush	rcv	pass	dxp	saf	td	fg	kick	rush	rcv	pass		dxp	saf
COURTRIGHT, Ryan	-	10-13	36-37	-	-	-	-	-	66	-	25-31	76-82	-	-	-	-	151
WILLIAMS, Terry	6	-	-	-	-	-	-	-	36	9	-	-	-	-	-	54	
LOGAN, Peyton	6	-	-	-	-	-	-	-	36	8	-	-	-	-	-	48	
MOORE, Jaylon	5	-	-	-	-	-	-	-	30	18	-	-	-	-	-	108	
BOWE, Jaimiee	5	-	-	-	-	-	-	-	30	23	-	-	1-1	-	-	140	
DOWELL, Colton	4	-	-	-	-	-	-	-	24	7	-	-	-	-	-	42	
BACHUS, John	3	-	-	-	-	0-1	-	-	18	3	-	-	1-1	-	0-1	20	
YOUNG, Lamarcus	2	-	-	-	-	-	-	-	12	2	-	-	-	-	-	12	
BUTLER, Kevin	2	-	-	-	-	-	-	-	12	2	-	-	-	-	-	12	
JEFFERSON, TJ	1	-	-	-	-	-	-	-	6	1	-	-	-	-	-	6	
ODOM, Marqwell	1	-	-	-	-	-	-	-	6	1	-	-	-	-	-	6	
STEPHENS, D'Carrious	1	-	-	-	-	-	-	-	6	1	-	-	-	-	-	6	
WILLIAMS, Donnell	1	-	-	-	-	-	-	-	6	3	-	-	-	-	-	18	
DYAL, Davin	1	-	-	-	-	-	-	-	6	1	-	-	-	-	-	6	
MOTON, Wanya	1	-	-	-	-	-	-	-	6	1	-	-	-	-	-	6	
<b>Total</b>	<b>39</b>	<b>10-13</b>	<b>36-37</b>	<b>-</b>	<b>-</b>	<b>0-1</b>	<b>-</b>	<b>-</b>	<b>300</b>								
<b>Opponents</b>	<b>33</b>	<b>6-13</b>	<b>31-32</b>	<b>-</b>	<b>1</b>	<b>1-1</b>	<b>-</b>	<b>-</b>	<b>249</b>								

Punt Returns	no.	yds	avg	td	lg	no.	yds	avg	td	lg
WILLIAMS, Terry	21	355	16.9	2	71	39	566	14.5	2	71
<b>Total</b>	<b>21</b>	<b>355</b>	<b>16.9</b>	<b>2</b>	<b>71</b>					
<b>Opponents</b>	<b>13</b>	<b>54</b>	<b>4.2</b>	<b>0</b>	<b>20</b>					

Kick Returns	no.	yds	avg	td	lg	no.	yds	avg	td	lg
WILLIAMS, Terry	16	368	23.0	0	47	26	502	19.3	0	47
LOGAN, Peyton	5	108	21.6	0	32	37	983	26.6	2	95
ODOM, Marqwell	4	34	8.5	0	14	4	34	8.5	0	14
CHERRY, Cecil	3	31	10.3	0	16	3	31	10.3	0	16
<b>Total</b>	<b>28</b>	<b>541</b>	<b>19.3</b>	<b>0</b>	<b>47</b>					
<b>Opponents</b>	<b>32</b>	<b>620</b>	<b>19.4</b>	<b>0</b>	<b>44</b>					

Interceptions	no.	yds	avg	td	lg	no.	yds	avg	td	lg
STEPHENS, D'Carrious	3	28	9.3	1	26	3	28	9.3	1	26
ORDWAY, Cam	2	1	0.5	0	1	2	1	0.5	0	1
MOTON, Wanya	2	90	45.0	1	78	3	94	31.3	1	78
MAURA, DaVonte	1	0	0.0	0	0	2	23	11.5	0	23
YOUNG, Takeem	1	6	6.0	0	6	1	6	6.0	0	6
PITTMAN, Sherrod	1	6	6.0	0	6	2	6	3.0	0	6
McCALL, Tamel	1	13	13.0	0	13	1	13	13.0	0	13
AKINS, JaQuez	1	0	0.0	0	0	1	0	0.0	0	0
<b>Total</b>	<b>12</b>	<b>144</b>	<b>12.0</b>	<b>2</b>	<b>78</b>					
<b>Opponents</b>	<b>9</b>	<b>33</b>	<b>3.7</b>	<b>1</b>	<b>32</b>					

Fumble Returns	no.	yds	avg	td	lg	no.	yds	avg	td	lg
JEFFERSON, TJ	1	44	44.0	1	44	1	44	44.0	1	44
<b>Total</b>	<b>1</b>	<b>44</b>	<b>44.0</b>	<b>1</b>	<b>44</b>					
<b>Opponents</b>	<b>1</b>	<b>51</b>	<b>51.0</b>	<b>1</b>	<b>51</b>					

# INDIVIDUAL SEASON/CAREER STATS

SEASON

CAREER

All Purpose	g	rush	rcv	pr	kr	ir	total	avg/g	g	rush	rcv	pr	kr	ir	total	avg/g
WILLIAMS, Terry	11	5	507	355	368	0	1235	112.3	22	80	1243	566	502	0	2391	108.7
LOGAN, Peyton	10	784	119	0	108	0	1011	101.1	32	1144	234	5	983	0	2366	73.9
DOWELL, Colton	11	0	724	0	0	0	724	65.8	22	0	862	0	0	0	862	39.2
BOWE, Jaimiee	11	317	25	0	0	0	342	31.1	41	1461	177	0	75	0	1713	41.8
MOORE, Jaylon	8	0	283	0	0	0	283	35.4	38	-4	1483	0	0	0	1479	38.9
YOUNG, Lamarc	11	129	148	0	0	0	277	25.2	22	153	148	0	0	0	301	13.7
WILLIAMS, Donn	11	0	164	0	0	0	164	14.9	31	0	259	0	0	0	259	8.4
ODOM, Marqwell	11	24	92	0	34	0	150	13.6	11	24	92	0	34	0	150	13.6
HORTON, Jerem	10	0	126	0	0	0	126	12.6	12	0	126	0	0	0	126	10.5
BACHUS, John	11	119	0	0	0	0	119	10.8	14	162	0	0	0	0	162	11.6
WILLIAMS, Rodn	5	0	111	0	0	0	111	22.2	34	0	473	0	41	0	514	15.1
MOTON, Wanya	8	0	0	0	0	90	90	11.2	19	0	0	0	0	94	94	4.9
DYAL, Davin	11	0	70	0	0	0	70	6.4	15	0	70	0	0	0	70	4.7
BUTLER, Kevin	6	0	45	0	0	0	45	7.5	6	0	45	0	0	0	45	7.5
CHERRY, Cecil	11	0	0	0	31	0	31	2.8	11	0	0	0	31	0	31	2.8
STEPHENS, D'C	9	0	0	0	0	28	28	3.1	16	0	0	0	0	28	28	1.8
PHILPOTT, Chris	11	0	22	0	0	0	22	2.0	33	0	231	0	0	0	231	7.0
McCALL, Tamel	11	0	0	0	0	13	13	1.2	14	0	0	0	0	13	13	0.9
OXENDINE, Dari	7	0	12	0	0	0	12	1.7	7	0	12	0	0	0	12	1.7
HUDSON, Joe	4	12	0	0	0	0	12	3.0	13	262	2	0	0	0	264	20.3
JOHNSON, Jario	2	10	0	0	0	0	10	5.0	2	10	0	0	0	0	10	5.0
YOUNG, Takee	11	0	0	0	0	6	6	0.5	21	0	0	0	0	6	6	0.3
PITTMAN, Sherr	11	0	0	0	0	6	6	0.5	33	0	0	0	0	6	6	0.2
WALLACE, Zak	3	5	0	0	0	0	5	1.7	3	5	0	0	0	0	5	1.7
TATKO, Collin	9	0	3	0	0	0	3	0.3	11	0	3	0	0	0	3	0.3
ORDWAY, Cam	11	0	0	0	0	1	1	0.1	11	0	0	0	0	1	1	0.1
COX, Zane	11	-9	0	0	0	0	-9	-0.8	22	-9	0	0	0	0	-9	-0.4
TEAM	7	-67	0	0	0	0	-67	-9.6								
Total	11	1329	2451	355	541	144	4820	438.2								
Opponents	11	1482	2642	54	620	33	4831	439.2								

Field Goals	att	good	long	blkd	att	good	long	blkd
COURTRIGHT, Ryan	13	10	50	1	31	25	50	1
Total	13	10	50	1				
Opponents	13	6	37	3				

Punting	no.	yds	avg	lg	blk	no.	yds	avg	lg	blk
COX, Zane	54	1951	36.1	50	0	108	3995	37.0	57	1
BACHUS, John	2	42	21.0	36	0	2	42	21.0	36	0
TEAM	1	0	0.0	0	0					
FOLEY, Joey	1	39	39.0	39	1	4	127	31.8	40	1
Total	58	2032	35.0	50	1					
Opponents	56	2181	38.9	58	2					

Kickoffs	no.	yds	avg	tb	ob	no.	yds	avg	tb	ob
COURTRIGHT, Ryan	56	3275	58.5	20	0	111	6173	55.6	37	3
CLARK, Ryan	1	55	55.0	0	0	8	400	50.0	0	0
Total	57	3330	58.4	20	0					
Opponents	48	2629	54.8	11	1					

# INDIVIDUAL SEASON/CAREER STATS

SEASON

CAREER

##	Defensive Leaders	gp	ua	a	total	tfl	sack	int	pbu	fr	ff	blk	gp	ua	a	total	tfl	sack	int	pbu	fr	ff	blk	
44	JEFFERSON, TJ	11	31	60	91	8.5	4.5	2	1	1	.	.	45	50	96	146	11.0	5.5	1	4	2	1	1	
17	AKINS, JaQuez	11	50	39	89	5.5	.	1	5	2	2	.	11	50	39	89	5.5	.	1	5	2	2	.	
35	CHERRY, Cecil	11	32	43	75	9.0	4.0	.	6	.	1	1	11	32	43	75	9.0	4.0	.	6	.	1	1	
12	PITTMAN, Sherrod	11	27	47	74	7.0	.	1	2	.	.	.	33	37	61	98	8.0	.	2	4	.	.	.	
2	MAURA, DaVonte	11	30	38	68	1.5	.	1	11	.	.	.	22	60	54	114	3.0	.	2	20	1	.	1	
3D	YOUNG, Takeem	11	22	40	62	0.0	.	1	6	1	.	.	21	22	41	63	0.0	.	1	6	1	.	.	
97	CRUTCHFIELD, Julian	11	9	33	42	5.5	2.5	.	1	.	.	1	35	30	88	118	19.0	6.0	.	2	.	1	1	
47	PICKETT, Austin	11	14	22	36	7.0	4.5	.	.	.	1	.	27	23	49	72	12.5	6.5	.	.	.	1	.	
7	ORDWAY, Cam	11	16	16	32	4.5	1.0	2	3	1	.	.	11	16	16	32	4.5	1.0	2	3	1	.	.	
30	SIMS, Deven	11	14	18	32	1.0	.	.	7	.	1	.	17	14	18	32	1.0	.	.	7	.	1	.	
22	MOTON, Wanya	8	15	15	30	1.5	.	2	1	.	.	.	19	39	45	84	4.0	.	3	6	.	1	.	
95	BOWDRY, Kameron	11	2	28	30	3.0	1.5	.	.	.	2	.	15	2	29	31	3.0	1.5	.	.	.	2	.	
92	MURRY, Joseph	11	5	22	27	2.5	2.0	.	3	.	1	.	34	13	53	66	8.0	4.0	.	5	.	1	.	
31	STEPHENS, D'Carrious	9	11	13	24	3.0	1.0	3	3	.	1	.	16	11	13	24	3.0	1.0	3	3	.	1	.	
34	HARRIS, Malik	11	6	18	24	0.5	.	.	.	.	.	.	32	11	27	38	1.5	.	.	.	.	.	.	
8	HARMON, Korbin	10	8	14	22	4.0	2.0	.	1	.	1	3	19	12	18	30	7.0	2.0	.	1	.	1	3	
24	LANDERS, Jamarius	11	8	9	17	4.0	2.0	.	2	.	.	.	11	8	9	17	4.0	2.0	.	2	.	.	.	
41	FORD, John	9	9	5	14	3.5	1.0	.	.	.	.	.	9	9	5	14	3.5	1.0	.	.	.	.	.	
9	HOLLINS, Devan	11	8	5	13	0.0	.	.	1	.	.	.	22	13	7	20	0.0	.	.	1	.	.	.	
90	JOY, Chase	11	1	9	10	1.5	1.0	.	.	.	.	.	32	3	22	25	4.5	2.0	.	.	.	2	.	
25	McCALL, Tamel	11	4	5	9	0.0	.	1	.	.	1	.	14	4	5	9	0.0	.	1	.	.	1	.	
99	DAVIS, Kenyonte	11	2	7	9	1.5	1.0	.	.	.	.	.	11	2	7	9	1.5	1.0	.	.	.	.	.	
27	DODD, Josh	11	2	3	5	0.5	.	.	.	.	.	.	22	2	3	5	0.5	.	.	.	.	.	.	
16	LITTLE, David	11	1	4	5	0.0	.	.	1	.	.	.	22	1	5	6	0.0	.	.	1	.	.	.	
83	ODOM, Marqwell	11	3	2	5	0.0	.	.	.	.	.	.	11	3	2	5	0.0	.	.	.	.	.	.	
48	COURTRIGHT, Ryan	11	4	1	5	0.0	.	.	.	.	.	.	26	4	1	5	0.0	.	.	.	.	.	.	
89	LAWRENCE, Deray	11	2	2	4	0.0	.	.	.	.	.	.	11	2	2	4	0.0	.	.	.	.	.	.	
21	ADKINS, Brian	5	.	3	3	0.0	.	.	.	.	.	.	5	.	3	3	0.0	.	.	.	.	.	.	
15	DOWELL, Colton	11	1	2	3	0.0	.	.	.	.	.	.	22	1	2	3	0.0	.	.	.	.	.	.	
38	COOLEY, Jermaine	5	1	1	2	0.0	.	.	.	.	.	.	5	1	1	2	0.0	.	.	.	.	.	.	
29	YOUNG, Lamarcus	11	.	2	2	0.0	.	.	.	.	.	.	22	1	2	3	0.0	.	.	.	.	.	.	
40	POWERS, Brock	11	.	1	1	0.0	.	.	.	.	.	.	21	.	1	1	0.0	.	.	.	.	.	.	
79	OLSON, Gavin	9	1	.	1	0.0	.	.	.	.	.	.	9	1	.	1	0.0	.	.	.	.	.	.	
45	DuBOSE, David	2	.	1	1	0.0	.	.	.	.	.	.	5	1	1	2	0.0	.	.	.	.	.	.	
11	WILLIAMS, Donnell	11	1	.	1	0.0	.	.	.	.	.	.	31	1	1	2	0.0	.	.	.	.	.	.	
	Total	11	340	528	868	75	28	12	55	5	12	5												
	Opponents	11	293	449	742	77	32	9	37	4	6	2												



# TEAM GAME-BY-GAME STATS

## TEAM STATISTICS

Date	Opponent	Rushing				Receiving				Passing				Kick Returns				Punt Returns				tot off		
		no.	yds	td	lg	no.	yds	td	lg	cmp	att	int	yds	td	lg	no.	yds	td	lg	no.	yds		td	lg
8/29/2019	NORTHWESTERN STATE	35	179	2	53	8	130	2	43	8	20	1	130	2	43	4	73	0	28	4	98	1	55	309
9/7/2019	at Florida	27	54	0	48	15	140	0	34	15	23	1	140	0	34	2	38	0	29	1	0	0	0	194
9/14/2019	at Southern Illinois	28	64	2	19	18	212	0	32	18	28	1	212	0	32	1	27	0	27	1	4	0	4	276
9/28/2019	MURRAY STATE	53	168	3	17	28	332	2	47	28	42	0	332	2	47	2	53	0	32	0	0	0	0	500
10/5/2019	at Eastern Kentucky	40	234	4	54	15	167	0	32	15	21	1	167	0	32	3	56	0	26	3	74	0	71	401
10/12/2019	at Tennessee Tech	28	222	2	79	16	331	5	73	16	22	0	331	5	73	1	0	0	0	1	27	0	27	553
10/19/2019	EASTERN ILLINOIS	37	133	0	33	8	108	2	23	8	20	0	108	2	23	3	99	0	47	2	7	0	6	241
10/26/2019	at Southeast Missouri	41	85	0	33	14	284	1	40	14	35	3	284	1	40	1	29	0	29	1	4	0	4	369
11/2/2019	JACKSONVILLE STATE	29	125	1	45	18	245	1	39	18	32	0	245	1	39	2	29	0	16	3	85	1	65	370
11/9/2019	at Austin Peay	18	-25	0	15	20	286	3	43	20	41	1	286	3	43	5	108	0	37	0	0	0	0	261
11/16/2019	TENNESSEE STATE	29	90	1	24	16	216	3	39	16	25	1	216	3	39	4	29	0	16	5	56	0	33	306
Opponents		365	1329	15	79	176	2451	19	73	176	309	9	2451	19	73	28	541	0	47	21	355	2	71	3780
Opponents		407	1482	18	67	217	2642	13	69	217	378	12	2642	13	69	32	620	0	44	13	54	0	20	4124

Games: 11 • Avg/rush: 3.6 • Avg/catch: 13.9 • Pass effic: 138.05 • KR avg: 19.3 • PR avg: 16.9 • All purpose avg/game: 438.2 • Total offense avg/gm: 343.6

Date	Opponent	Tackles				Sacks no-yds	Fumble		Pass Defense			blkd kick	PAT Attempts			off			
		ua	a	total	tfl-yds		ff	fr-yds	int-yds	qbh	brup		kick	rush	rcv	saf	t/o	pts	
8/29/20	NORTHWESTERN STAT	46	48	94	7.0-16	2.0-4	0	0-0	2-90	8	10	1	6-6	0	0	0	0	7	42
9/7/201	at Florida	32	58	90	1.0-1	1.0-1	0	0-0	0-0	2	3	0	0-0	0	0	0	0	0	0
9/14/20	at Southern Illinois	41	35	76	1.0-2	0.0-0	2	0-0	1-2	0	3	0	2-2	0	0	0	0	0	14
9/28/20	MURRAY STATE	16	38	54	6.0-9	2.0-3	3	2-0	1-0	5	3	1	4-4	0	0	0	0	13	40
10/5/20	at Eastern Kentucky	34	48	82	9.0-49	5.0-41	2	1-44	1-6	8	7	0	5-5	0	0	0	0	7	38
10/12/2	at Tennessee Tech	41	55	96	11.0-41	7.0-35	2	0-0	1-13	2	2	1	7-7	0	0	0	0	7	55
10/19/2	EASTERN ILLINOIS	28	46	74	8.0-27	2.0-13	1	0-0	3-32	16	6	0	3-3	0	0	0	0	7	27
10/26/2	at Southeast Missouri	25	26	51	11.0-51	4.0-30	1	1-0	1-0	9	9	1	1-1	0	0	0	0	10	
11/2/20	JACKSONVILLE STATE	19	54	73	9.0-41	3.0-21	0	0-0	1-1	6	3	0	1-2	0	0	0	0	22	
11/9/20	at Austin Peay	37	40	77	6.0-17	1.0-8	1	1-0	1-0	4	4	0	3-3	0	0	0	0	24	
11/16/2	TENNESSEE STATE	21	80	101	6.0-25	1.0-10	0	0-0	0-0	4	5	1	4-4	0	0	0	0	28	
Opponents		340	528	868	75.0-279	28.0-166	12	5-44	12-144	64	55	5	36-37	0	0	0	0	41	300
Opponents		293	449	742	77.0-319	31.5-173	6	4-51	9-33	46	37	2	31-32	0	1	0	35	249	

Date	Opponent	Punting										Field Goals			Kickoffs				
		no.	yds	avg	long	blkd	tb	fc	50+	i20	md-att	long	blkd	no.	yds	avg	tb	ob	
8/29/20	NORTHWESTERN STAT	6	186	31.0	39	0	0	3	0	2	0-0	0	0	7	358	51.1	1	0	
9/7/201	at Florida	8	287	35.9	43	0	0	2	0	3	0-0	0	0	1	50	50.0	0	0	
9/14/20	at Southern Illinois	6	228	38.0	50	0	0	4	1	2	0-0	0	0	3	145	48.3	0	0	
9/28/20	MURRAY STATE	3	98	32.7	37	0	0	1	0	1	2-2	27	0	7	421	60.1	3	0	
10/5/20	at Eastern Kentucky	6	228	38.0	43	0	0	2	0	3	1-1	22	0	7	444	63.4	1	0	
10/12/2	at Tennessee Tech	3	87	29.0	49	1	0	0	0	1	2-2	45	0	10	603	60.3	4	0	
10/19/2	EASTERN ILLINOIS	5	174	34.8	41	0	0	1	0	2	2-2	46	0	6	379	63.2	5	0	
10/26/2	at Southeast Missouri	5	194	38.8	44	0	0	0	0	2	1-3	47	1	3	178	59.3	2	0	
11/2/20	JACKSONVILLE STATE	5	143	28.6	40	0	0	1	0	2	1-2	18	0	5	281	56.2	3	0	
11/9/20	at Austin Peay	5	175	35.0	41	0	0	3	0	1	1-1	50	0	3	191	63.7	1	0	
11/16/2	TENNESSEE STATE	6	232	38.7	49	0	0	0	0	5	0-0	0	0	5	280	56.0	0	0	
Opponents		58	2032	35.0	50	1	0	17	1	24	10-13	50	1	57	3330	58.4	20	0	
Opponents		56	2181	38.9	58	2	0	11	4	14	6-13	37	3	48	2629	54.8	11	1	

# OPPONENT GAME-BY-GAME STATS

## OPPONENT STATISTICS

Date	Opponent	Rushing				Receiving				Passing				Kick Returns				Punt Returns				tot off		
		no.	yds	td	lg	no.	yds	td	lg	cmp	att	int	yds	td	lg	no.	yds	td	lg	no.	yds		td	lg
8/29/2019	NORTHWESTERN STATE	28	96	0	10	43	387	3	35	43	63	2	387	3	35	4	57	0	21	0	0	0	0	483
9/7/2019	at Florida	38	231	3	41	30	312	3	69	30	36	0	312	3	69	1	34	0	34	3	3	0	1	543
9/14/2019	at Southern Illinois	50	264	4	26	11	99	0	34	11	15	1	99	0	34	3	62	0	31	1	5	0	1	363
9/28/2019	MURRAY STATE	16	17	0	9	17	250	1	41	17	29	1	250	1	41	3	15	0	9	1	18	0	18	267
10/5/2019	at Eastern Kentucky	40	96	2	33	19	313	2	43	19	40	1	313	2	43	6	159	0	44	1	0	0	0	409
10/12/2019	at Tennessee Tech	49	92	0	14	15	169	2	34	15	28	1	169	2	34	5	85	0	25	2	6	0	3	261
10/19/2019	EASTERN ILLINOIS	28	69	0	19	26	287	1	40	26	50	3	287	1	40	1	15	0	15	0	0	0	0	356
10/26/2019	at Southeast Missouri	26	85	1	61	11	178	0	51	11	29	1	178	0	51	1	23	0	23	1	20	0	20	263
11/2/2019	JACKSONVILLE STATE	34	103	1	13	18	269	1	61	18	38	1	269	1	61	1	30	0	30	1	0	0	0	372
11/9/2019	at Austin Peay	48	236	5	67	17	255	0	49	17	27	1	255	0	49	2	35	0	18	1	-4	0	0	491
11/16/2019	TENNESSEE STATE	50	193	2	20	10	123	0	27	10	23	0	123	0	27	5	105	0	37	2	6	0	4	316
		407	1482	18	67	217	2642	13	69	217	378	12	2642	13	69	32	620	0	44	13	54	0	20	4124
UT Martin		365	1329	15	79	176	2451	19	73	176	309	9	2451	19	73	28	541	0	47	21	355	2	71	3780

Games: 11 • Avg/rush: 3.6 • Avg/catch: 12.2 • Pass effic: 121.12 • KR avg: 19.4 • PR avg: 4.2 • All purpose avg/game: 439.2 • Total offense avg/gm: 374.9

Date	Opponent	Tackles				Sacks no-yds	Fumble		Pass Defense			blkd kick	PAT Attempts			off			
		ua	a	total	tfl-yds		ff	fr-yds	int-yds	qbh	brup		kick	rush	rcv	saf	t/o	pts	
8/29/20	NORTHWESTERN STAT	17	54	71	5.0-34	1.0-3	0	0-0	1-0	8	3	0	2-3	0	0	0	0	0	20
9/7/201	at Florida	19	46	65	10.0-38	5.0-24	0	0-0	1-0	0	2	0	6-6	0	0	0	0	45	
9/14/20	at Southern Illinois	31	28	59	8.0-35	4.0-26	3	1-0	1-0	2	4	0	4-4	0	0	0	7	28	
9/28/20	MURRAY STATE	43	60	103	6.0-17	1.0-4	0	0-0	0-0	4	6	0	1-1	0	0	0	0	7	
10/5/20	at Eastern Kentucky	30	38	68	6.0-14	1.0-4	0	0-0	1-0	0	1	0	4-4	0	0	0	0	28	
10/12/2	at Tennessee Tech	20	37	57	4.0-12	3.0-10	0	0-0	0-0	1	1	1	2-2	0	0	0	0	14	
10/19/2	EASTERN ILLINOIS	29	36	65	7.0-34	3.0-26	1	1-51	0-0	4	3	0	1-1	0	1	0	8	18	
10/26/2	at Southeast Missouri	33	36	69	10.0-36	5.0-26	1	2-0	3-33	6	4	1	2-2	0	0	0	10	17	
11/2/20	JACKSONVILLE STATE	21	50	71	5.0-24	1.0-1	1	0-0	0-0	7	3	0	2-2	0	0	0	0	17	
11/9/20	at Austin Peay	25	22	47	9.0-49	6.0-37	0	0-0	1-0	11	8	0	5-5	0	0	0	7	38	
11/16/2	TENNESSEE STATE	25	42	67	7.0-26	2.0-12	0	0-0	1-0	3	2	0	2-2	0	0	0	3	17	
		293	449	742	77.0-319	31.5-173	6	4-51	9-33	46	37	2	31-32	0	1	0	35	249	
UT Martin		340	528	868	75.0-279	28.0-166	12	5-44	12-144	64	55	5	36-37	0	0	0	41	300	

Date	Opponent	Punting										Field Goals			Kickoffs				
		no.	yds	avg	long	blkd	tb	fc	50+	i20	md-att	long	blkd	no.	yds	avg	tb	ob	
8/29/20	NORTHWESTERN STAT	7	207	29.6	45	1	0	0	0	0	0-1	0	0	4	226	56.5	0	0	
9/7/201	at Florida	1	50	50.0	50	0	0	0	1	1	1-1	32	0	8	490	61.2	5	0	
9/14/20	at Southern Illinois	4	162	40.5	47	0	0	2	0	1	0-0	0	0	5	245	49.0	1	0	
9/28/20	MURRAY STATE	5	210	42.0	49	0	0	3	0	1	0-1	0	1	2	126	63.0	0	0	
10/5/20	at Eastern Kentucky	8	309	38.6	57	0	0	3	1	4	0-0	0	0	5	241	48.2	0	0	
10/12/2	at Tennessee Tech	6	250	41.7	49	1	0	1	0	1	0-1	0	0	2	103	51.5	1	0	
10/19/2	EASTERN ILLINOIS	4	125	31.2	40	0	0	0	0	0	1-1	31	0	4	241	60.2	0	1	
10/26/2	at Southeast Missouri	8	313	39.1	47	0	0	0	0	3	1-3	29	1	4	225	56.2	2	0	
11/2/20	JACKSONVILLE STATE	5	213	42.6	51	0	0	0	1	1	1-2	37	0	3	127	42.3	0	0	
11/9/20	at Austin Peay	2	79	39.5	46	0	0	2	0	1	1-1	23	0	7	423	60.4	2	0	
11/16/2	TENNESSEE STATE	6	263	43.8	58	0	0	0	1	1	1-2	18	1	4	182	45.5	0	0	
		56	2181	38.9	58	2	0	11	4	14	6-13	37	3	48	2629	54.8	11	1	
UT Martin		58	2032	35.0	50	1	0	17	1	24	10-13	50	1	57	3330	58.4	20	0	

# REDZONE STATS

## UT Martin Inside Opponent Red-Zone

Date	Opponent	Score	Times		Total Pts	TDs	Rush TDs	Pass TDs	FGs Made	Failed to score inside RZ						
			In RZ	Scored						FGA	Down	Int	Fumb	Half	Game	
8/29/2019	NORTHWESTERN STATE	W 42-20	0	0	0	0	0	0	0	0	0	0	0	0	0	0
9/7/2019	at Florida	L 0-45	1	0	0	0	0	0	0	0	0	1	0	0	0	0
9/14/2019	at Southern Illinois	L 14-28	3	2	14	2	2	0	0	0	0	0	1	0	0	0
9/28/2019	MURRAY STATE	W 40-7	7	6	33	4	3	1	2	0	0	0	0	0	1	0
10/5/2019	at Eastern Kentucky	W 38-28	4	3	17	2	2	0	1	0	1	0	0	0	0	0
10/12/2019	at Tennessee Tech	W 55-14	2	2	10	1	1	0	1	0	0	0	0	0	0	0
10/19/2019	EASTERN ILLINOIS	W 27-18	2	2	10	1	0	1	1	0	0	0	0	0	0	0
10/26/2019	at Southeast Missouri	L 10-17	3	0	0	0	0	0	0	2	1	0	0	0	0	0
11/2/2019	JACKSONVILLE STATE	W 22-17	5	2	10	1	1	0	1	1	2	0	0	0	0	0
11/9/2019	at Austin Peay	L 24-38	2	2	14	2	0	2	0	0	0	0	0	0	0	0
11/16/2019	TENNESSEE STATE	W 28-17	3	3	21	3	1	2	0	0	0	0	0	0	0	0
Totals			32	22	129	16	10	6	6	3	4	2	0	1	0	0

22 of 32 (68.8%)

## Opponents Inside UT Martin Red-Zone

Date	Opponent	Score	Times		Total Pts	TDs	Rush TDs	Pass TDs	FGs Made	Failed to score inside RZ						
			In RZ	Scored						FGA	Down	Int	Fumb	Half	Game	
8/29/2019	NORTHWESTERN STATE	W 42-20	4	2	14	2	0	2	0	1	1	0	0	0	0	0
9/7/2019	at Florida	L 0-45	5	5	31	4	3	1	1	0	0	0	0	0	0	0
9/14/2019	at Southern Illinois	L 14-28	3	2	14	2	2	0	0	0	0	0	0	1	0	0
9/28/2019	MURRAY STATE	W 40-7	2	0	0	0	0	0	0	1	0	1	0	0	0	0
10/5/2019	at Eastern Kentucky	W 38-28	3	3	21	3	2	1	0	0	0	0	0	0	0	0
10/12/2019	at Tennessee Tech	W 55-14	2	1	7	1	0	1	0	0	1	0	0	0	0	0
10/19/2019	EASTERN ILLINOIS	W 27-18	3	2	10	1	0	1	1	0	0	1	0	0	0	0
10/26/2019	at Southeast Missouri	L 10-17	2	1	3	0	0	0	1	1	0	0	0	0	0	0
11/2/2019	JACKSONVILLE STATE	W 22-17	5	3	17	2	1	1	1	1	1	0	0	0	0	0
11/9/2019	at Austin Peay	L 24-38	5	5	31	4	4	0	1	0	0	0	0	0	0	0
11/16/2019	TENNESSEE STATE	W 28-17	3	3	17	2	2	0	1	0	0	0	0	0	0	0
Totals			37	27	165	21	14	7	6	4	3	2	0	1	0	0

27 of 37 (73.0%)

# QUARTER STATS

## 3rd-Down Conversions

Date	Opponent	Score	Overall	1st Qtr	2nd Qtr	3rd Qtr	4th Qtr
8/29/2019	NORTHWESTERN STATE	W 42-20	6-13 46.2	2-2 100.0	1-4 25.0	3-4 75.0	0-3 0.0
9/7/2019	at Florida	L 0-45	5-14 35.7	1-3 33.3	2-5 40.0	0-2 0.0	2-4 50.0
9/14/2019	at Southern Illinois	L 14-28	4-11 36.4	3-4 75.0	0-2 0.0	0-2 0.0	1-3 33.3
9/28/2019	MURRAY STATE	W 40-7	10-18 55.6	4-5 80.0	1-3 33.3	2-5 40.0	3-5 60.0
10/5/2019	at Eastern Kentucky	W 38-28	3-12 25.0	0-2 0.0	1-3 33.3	1-2 50.0	1-5 20.0
10/12/2019	at Tennessee Tech	W 55-14	5-11 45.5	4-6 66.7	0-2 0.0	0-0 0.0	1-3 33.3
10/19/2019	EASTERN ILLINOIS	W 27-18	5-14 35.7	2-4 50.0	1-3 33.3	1-3 33.3	1-4 25.0
10/26/2019	at Southeast Missouri	L 10-17	3-14 21.4	0-3 0.0	2-5 40.0	1-4 25.0	0-2 0.0
11/2/2019	JACKSONVILLE STATE	W 22-17	5-14 35.7	1-5 20.0	3-4 75.0	1-3 33.3	0-2 0.0
11/9/2019	at Austin Peay	L 24-38	5-13 38.5	1-4 25.0	0-3 0.0	2-3 66.7	2-3 66.7
11/16/2019	TENNESSEE STATE	W 28-17	5-11 45.5	3-4 75.0	0-2 0.0	0-1 0.0	2-4 50.0
UT Martin			56-145 38.6	21-42 50.0	11-36 30.6	11-29 37.9	13-38 34.2
Opponents			74-174 42.5	13-33 39.4	23-51 45.1	21-45 46.7	17-45 37.8

## 4th-Down Conversions

Date	Opponent	Score	Overall	1st Qtr	2nd Qtr	3rd Qtr	4th Qtr
8/29/2019	NORTHWESTERN STATE	W 42-20	0-0 0.0	0-0 0.0	0-0 0.0	0-0 0.0	0-0 0.0
9/7/2019	at Florida	L 0-45	0-1 0.0	0-0 0.0	0-0 0.0	0-1 0.0	0-0 0.0
9/14/2019	at Southern Illinois	L 14-28	0-0 0.0	0-0 0.0	0-0 0.0	0-0 0.0	0-0 0.0
9/28/2019	MURRAY STATE	W 40-7	2-2 100.0	0-0 0.0	1-1 100.0	0-0 0.0	1-1 100.0
10/5/2019	at Eastern Kentucky	W 38-28	0-1 0.0	0-0 0.0	0-0 0.0	0-0 0.0	0-1 0.0
10/12/2019	at Tennessee Tech	W 55-14	1-1 100.0	0-0 0.0	0-0 0.0	0-0 0.0	1-1 100.0
10/19/2019	EASTERN ILLINOIS	W 27-18	1-1 100.0	0-0 0.0	1-1 100.0	0-0 0.0	0-0 0.0
10/26/2019	at Southeast Missouri	L 10-17	0-2 0.0	0-0 0.0	0-1 0.0	0-0 0.0	0-1 0.0
11/2/2019	JACKSONVILLE STATE	W 22-17	0-2 0.0	0-1 0.0	0-1 0.0	0-0 0.0	0-0 0.0
11/9/2019	at Austin Peay	L 24-38	0-1 0.0	0-0 0.0	0-0 0.0	0-0 0.0	0-1 0.0
11/16/2019	TENNESSEE STATE	W 28-17	0-0 0.0	0-0 0.0	0-0 0.0	0-0 0.0	0-0 0.0
UT Martin			4-11 36.4	0-1 0.0	2-4 50.0	0-1 0.0	2-5 40.0
Opponents			12-23 52.2	0-0 0.0	5-6 83.3	3-6 50.0	4-11 36.4

## Time of Possession

Date	Opponent	Score	Overall	1st Qtr	2nd Qtr	3rd Qtr	4th Qtr
8/29/2019	NORTHWESTERN STATE	W 42-20	24:07	6:02	4:42	7:17	6:06
9/7/2019	at Florida	L 0-45	28:35	7:51	9:01	4:07	7:36
9/14/2019	at Southern Illinois	L 14-28	25:47	10:58	5:55	3:19	5:35
9/28/2019	MURRAY STATE	W 40-7	45:22	11:13	12:09	9:34	12:26
10/5/2019	at Eastern Kentucky	W 38-28	29:56	8:20	8:32	3:21	9:43
10/12/2019	at Tennessee Tech	W 55-14	24:21	9:22	5:49	1:19	7:51
10/19/2019	EASTERN ILLINOIS	W 27-18	26:30	7:36	5:47	6:15	6:52
10/26/2019	at Southeast Missouri	L 10-17	35:30	8:53	10:30	8:35	7:32
11/2/2019	JACKSONVILLE STATE	W 22-17	26:51	9:12	8:01	5:15	4:23
11/9/2019	at Austin Peay	L 24-38	22:29	5:58	4:22	6:28	5:41
11/16/2019	TENNESSEE STATE	W 28-17	23:53	8:04	1:51	4:23	9:35
UT Martin			Total	93:29	76:39	59:53	83:20
			Avg.	8:29	6:58	5:26	7:34
Opponents			Total	71:31	88:21	105:07	81:40
			Avg.	6:30	8:01	9:33	7:25

# LONGEST PLAYS

## 25-YARD PLUS PLAYS

Yds	Type	Player(s)	Opponent
79	Rush	LOGAN, Peyton	Tennessee Tech
78*	INT	MOTON, Wanya	Northwestern State
73*	Pass	DOWELL, Colton from BACHUS, John	Tennessee Tech
71	PR	WILLIAMS, Terry	Eastern Kentucky
66*	Pass	ODOM, Marqwel from BACHUS, John	Tennessee Tech
65*	PR	WILLIAMS, Terry	Jacksonville State
55*	PR	WILLIAMS, Terry	Northwestern State
54*	Rush	LOGAN, Peyton	Eastern Kentucky
53*	Rush	LOGAN, Peyton	Northwestern State
48	Rush	BACHUS, John	Florida
47*	Pass	YOUNG, Lamarus from BACHUS, John	Murray State
47	KR	WILLIAMS, Terry	Eastern Illinois
45	Rush	LOGAN, Peyton	Jacksonville State
44*	FR	JEFFERSON, TJ	Eastern Kentucky
43	Pass	DOWELL, Colton from BACHUS, John	Austin Peay
43*	Pass	MOORE, Jaylon from BACHUS, John	Northwestern State
41	PR	WILLIAMS, Terry	Northwestern State
41*	Rush	YOUNG, Lamarus	Eastern Kentucky
40	Pass	WILLIAMS, Rodney from BACHUS, John	Southeast Missouri
39	Rush	BOWE, Jaimiee	Tennessee Tech
39	Pass	DOWELL, Colton from BACHUS, John	Jacksonville State
39	Pass	DOWELL, Colton from BACHUS, John	Tennessee State
39*	Pass	DOWELL, Colton from BACHUS, John	Northwestern State
38	Pass	DOWELL, Colton from BACHUS, John	Southeast Missouri
37	KR	WILLIAMS, Terry	Austin Peay
35	Pass	YOUNG, Lamarus from BACHUS, John	Southeast Missouri
34	Pass	LOGAN, Peyton from BACHUS, John	Florida
33	Pass	DOWELL, Colton from BACHUS, John	Southeast Missouri
33	Rush	LOGAN, Peyton	Southeast Missouri
33	Rush	LOGAN, Peyton	Eastern Illinois
33	Pass	MOORE, Jaylon from BACHUS, John	Austin Peay
33	Pass	DOWELL, Colton from BACHUS, John	Southeast Missouri
33	PR	WILLIAMS, Terry	Tennessee State
32	KR	LOGAN, Peyton	Murray State
32	Pass	YOUNG, Lamarus from BACHUS, John	Tennessee State
32	Pass	MOORE, Jaylon from BACHUS, John	Southern Illinois
32	Pass	DYAL, Davin from BACHUS, John	Eastern Kentucky
31	Pass	DOWELL, Colton from BACHUS, John	Tennessee Tech
30	Pass	WILLIAMS, Donnell from BACHUS, John	Eastern Kentucky
29	Pass	HORTON, Jeremy from HUDSON, Joe	Florida
29*	Pass	WILLIAMS, Terry from BACHUS, John	Southeast Missouri
29	KR	WILLIAMS, Terry	Florida
29	KR	LOGAN, Peyton	Southeast Missouri
28	Pass	WILLIAMS, Terry from BACHUS, John	Austin Peay
28	KR	WILLIAMS, Terry	Northwestern State
28	KR	WILLIAMS, Terry	Eastern Illinois
27	PR	WILLIAMS, Terry	Tennessee Tech
27	KR	WILLIAMS, Terry	Austin Peay
27	KR	WILLIAMS, Terry	Southern Illinois
27*	Pass	MOORE, Jaylon from BACHUS, John	Austin Peay
27*	Pass	MOORE, Jaylon from BACHUS, John	Tennessee State
26*	Pass	DOWELL, Colton from BACHUS, John	Jacksonville State
26	KR	LOGAN, Peyton	Eastern Kentucky
26	Pass	DYAL, Davin from BACHUS, John	Southern Illinois
26	Pass	WILLIAMS, Terry from BACHUS, John	Southeast Missouri
26*	INT	STEPHENS, D'Carrious	Eastern Illinois
26	Rush	BACHUS, John	Tennessee Tech
25	Pass	LOGAN, Peyton from BACHUS, John	Tennessee Tech
25*	Rush	BOWE, Jaimiee	Tennessee Tech
25	Pass	HORTON, Jeremy from BACHUS, John	Eastern Kentucky
25	Pass	DOWELL, Colton from BACHUS, John	Jacksonville State

\* touchdown scored on play

## LONG PLAYS BY THE NUMBERS

Long Plays By Yards	No.	TD
100+	0	0
90-99	0	0
80-89	0	0
70-79	4	2
60-69	2	2
50-59	3	3
40-49	10	4
30-39	20	1
20-29	42	11

Long Plays By Type	No.	TD
Rushing	14	5
Passing	43	13
Punt returns	7	2
Kick returns	14	0
Interceptions	2	2
Fumble returns	1	1
Other	0	0
TOTAL	81	23

## 25-YARD PLUS BY PLAYER

Player	No.	TD	R	P	KR	PR	IR	FR
WILLIAMS, Terry	24	4	0	7	10	7	0	0
LOGAN, Peyton	14	3	7	3	4	0	0	0
DOWELL, Colton	12	4	0	12	0	0	0	0
MOORE, Jaylon	6	3	0	6	0	0	0	0
YOUNG, Lamarus	4	2	1	3	0	0	0	0
BOWE, Jaimiee	4	1	4	0	0	0	0	0
BUTLER, Kevin	2	2	0	2	0	0	0	0
ODOM, Marqwel	2	1	0	2	0	0	0	0
BACHUS, John	2	0	2	0	0	0	0	0
HORTON, Jeremy	2	0	0	2	0	0	0	0
WILLIAMS, Donnell	2	0	0	2	0	0	0	0
DYAL, Davin	2	0	0	2	0	0	0	0
STEPHENS, D'Carrious	1	1	0	0	0	0	1	0
JEFFERSON, TJ	1	1	0	0	0	0	0	1
MOTON, Wanya	1	1	0	0	0	0	1	0
WILLIAMS, Rodney	1	0	0	1	0	0	0	0
PHILPOTT, Christian	1	0	0	1	0	0	0	0
TOTAL	81	23	14	43	14	7	2	1

## LONGEST PLAYS OF THE YEAR

- Rushing
  - 79 LOGAN, Peyton vs Tennessee Tech (10/12/2019)
- Rushing Touchdown
  - 54 LOGAN, Peyton vs Eastern Kentucky (10/5/2019)
- Passing
  - 73 DOWELL, Colton from BACHUS, John vs Tennessee Tech (10/12/2019)
- Passing Touchdown
  - 73 DOWELL, Colton from BACHUS, John vs Tennessee Tech (10/12/2019)
- Punt Return
  - 71 WILLIAMS, Terry vs Eastern Kentucky (10/5/2019)
- Kick Return
  - 47 WILLIAMS, Terry vs Eastern Illinois (10/19/2019)
- Interception Return
  - 78 MOTON, Wanya vs Northwestern State (8/29/2019)
- Fumble Return
  - 44 JEFFERSON, TJ vs Eastern Kentucky (10/5/2019)
- Punt
  - 50 COX, Zane vs Southern Illinois (9/14/2019)
- Field Goal
  - 50 COURTRIGHT, Ryan vs Austin Peay (11/9/2019)

# MONEY PLAYS

Money plays are defined as plays resulting in first down or a touchdown

MONEY RUSHERS	1st	TD	No.	Att
LOGAN, Peyton	26	6	28	109
BACHUS, John	15	3	18	55
BOWE, Jaimiee	15	4	18	91
YOUNG, Lamarcus	5	1	5	41
MOORE, Jaylon	1	0	1	2
ODOM, Marqwell	1	0	1	2
WILLIAMS, Terry	1	1	1	3
HUDSON, Joe	1	0	1	7
<b>TOTALS</b>	<b>65</b>	<b>15</b>	<b>73</b>	<b>333</b>

MONEY RECEPTIONS	1st	TD	No.	Rec
WILLIAMS, Terry	27	3	28	50
DOWELL, Colton	26	4	26	35
MOORE, Jaylon	11	5	12	15
WILLIAMS, Donnell	8	1	9	13
HORTON, Jeremy	7	0	7	9
YOUNG, Lamarcus	5	1	5	11
WILLIAMS, Rodney	5	0	5	9
LOGAN, Peyton	5	0	5	11
DYAL, Davin	3	1	3	5
BUTLER, Kevin	2	2	2	2
ODOM, Marqwell	2	1	2	4
PHILPOTT, Christian	1	0	1	1
BOWE, Jaimiee	0	1	1	8
OXENDINE, Darian	1	0	1	1
<b>TOTALS</b>	<b>103</b>	<b>19</b>	<b>107</b>	<b>176</b>

1ST DOWN MONEY RUSHERS	1st	TD	No.	Att
BOWE, Jaimiee	7	3	9	55
LOGAN, Peyton	7	2	9	53
BACHUS, John	2	3	5	19
YOUNG, Lamarcus	2	1	2	20
ODOM, Marqwell	1	0	1	1
<b>TOTALS</b>	<b>19</b>	<b>9</b>	<b>26</b>	<b>161</b>

1ST DOWN MONEY RECEPTIONS	1st	TD	No.	Rec
DOWELL, Colton	11	2	11	16
MOORE, Jaylon	6	3	6	6
WILLIAMS, Terry	4	0	4	15
HORTON, Jeremy	3	0	3	4
YOUNG, Lamarcus	3	0	3	6
BUTLER, Kevin	2	2	2	2
WILLIAMS, Rodney	2	0	2	4
WILLIAMS, Donnell	1	0	1	2
DYAL, Davin	1	0	1	2
<b>TOTALS</b>	<b>33</b>	<b>7</b>	<b>33</b>	<b>66</b>

2ND DOWN MONEY RUSHERS	1st	TD	No.	Att
LOGAN, Peyton	16	4	16	47
BACHUS, John	3	0	3	18
BOWE, Jaimiee	3	0	3	25
YOUNG, Lamarcus	2	0	2	17
<b>TOTALS</b>	<b>24</b>	<b>4</b>	<b>24</b>	<b>121</b>

2ND DOWN MONEY RECEPTIONS	1st	TD	No.	Rec
WILLIAMS, Terry	8	2	9	16
DOWELL, Colton	7	0	7	9
LOGAN, Peyton	4	0	4	6
MOORE, Jaylon	3	1	3	4
WILLIAMS, Donnell	2	0	2	3
HORTON, Jeremy	2	0	2	3
DYAL, Davin	2	1	2	3
YOUNG, Lamarcus	2	1	2	4
WILLIAMS, Rodney	2	0	2	4
PHILPOTT, Christian	1	0	1	1
OXENDINE, Darian	1	0	1	1
BOWE, Jaimiee	0	1	1	3
ODOM, Marqwell	1	1	1	2
<b>TOTALS</b>	<b>35</b>	<b>7</b>	<b>37</b>	<b>59</b>

3RD DOWN MONEY RUSHERS	1st	TD	No.	Att
BACHUS, John	8	0	8	15
BOWE, Jaimiee	4	1	5	8
LOGAN, Peyton	3	0	3	8
YOUNG, Lamarcus	1	0	1	4
MOORE, Jaylon	1	0	1	1
HUDSON, Joe	1	0	1	3
WILLIAMS, Terry	1	1	1	1
<b>TOTALS</b>	<b>19</b>	<b>2</b>	<b>20</b>	<b>43</b>

3RD DOWN MONEY RECEPTIONS	1st	TD	No.	Rec
WILLIAMS, Terry	15	1	15	19
DOWELL, Colton	8	2	8	10
WILLIAMS, Donnell	5	0	5	7
MOORE, Jaylon	2	1	3	5
HORTON, Jeremy	2	0	2	2
WILLIAMS, Rodney	1	0	1	1
ODOM, Marqwell	1	0	1	1
LOGAN, Peyton	1	0	1	3
<b>TOTALS</b>	<b>35</b>	<b>4</b>	<b>36</b>	<b>50</b>

4TH DOWN MONEY RUSHERS	1st	TD	No.	Att
BACHUS, John	2	0	2	3
BOWE, Jaimiee	1	0	1	3
<b>TOTALS</b>	<b>3</b>	<b>0</b>	<b>3</b>	<b>8</b>

4TH DOWN MONEY RECEPTIONS	1st	TD	No.	Rec
WILLIAMS, Donnell	0	1	1	1
<b>TOTALS</b>	<b>0</b>	<b>1</b>	<b>1</b>	<b>1</b>







GAME-BY-GAME RECAPS

Game 5: UT Martin at Eastern Kentucky

Tucker Stadium • Richmond, Ky.
Saturday, Oct. 5 • 2 p.m.



38 - 28

FINAL

Summary table showing final scores for UTM (7, 10, 14, 7) and EKU (7, 7, 7, 7).

UT MARTIN (3-2, 2-0) vs EASTERN KENTUCKY (3-3, 1-1)
SKYHAWKS vs COLONELS

EASTERN KENTUCKY AT A GLANCE

The Skyhawks recorded arguably their biggest win of the season by notching their first road victory of the season while leaving victorious from Roy Kidd Stadium for just the third time in program history.

Statistical comparison table between Eastern Kentucky and UT Martin, including categories like Score, Rushes-Yards, Passing Yards, and Total Offense Plays-Yards.

UT Martin statistics section covering Rushing, Passing, Receiving, Punting, Punt Returns, Kick Returns, and Tackles.

Eastern Kentucky statistics section covering Rushing, Passing, Receiving, Punting, Punt Returns, Kick Returns, and Tackles.

Qtr Time Scoring Play table for Game 5, listing the time of each score and the play description.

Game 6: UT Martin at Tennessee Tech

Tucker Stadium • Cookeville, Tenn.
Saturday, Oct. 12 • 6 p.m.



55 - 14

FINAL

Summary table showing final scores for UTM (10, 17, 21, 7) and TTU (0, 0, 0, 14).

UT MARTIN (4-2, 3-0) vs TENNESSEE TECH (4-3, 1-2)
SKYHAWKS vs GOLDEN EAGLES

TENNESSEE TECH AT A GLANCE

The Skyhawks continued their hot play by winning their third consecutive OVC matchup with a commanding 55-14 road victory at Tennessee Tech.

Statistical comparison table between Tennessee Tech and UT Martin, including categories like Score, Rushes-Yards, Passing Yards, and Total Offense Plays-Yards.

UT Martin statistics section covering Rushing, Passing, Receiving, Punting, Punt Returns, Kick Returns, and Tackles.

Tennessee Tech statistics section covering Rushing, Passing, Receiving, Punting, Punt Returns, Kick Returns, and Tackles.

Qtr Time Scoring Play table for Game 6, listing the time of each score and the play description.

# GAME-BY-GAME RECAPS

## Game 7: Eastern Illinois vs UT Martin

Graham Stadium • Martin, Tenn.  
Saturday, Oct. 19 • 2 p.m.



### EASTERN ILLINOIS AT A GLANCE

The Skyhawks had to gut out a victory behind three timely interceptions and a pair of clutch field goals in the fourth quarter by Ryan Courtright to seal the team's fourth consecutive victory. UT Martin was outgained offensively 356 to 241 but capitalized on its opportunities by scoring in every phase of the game. Additionally, head coach Jason Simpson tied the all-time wins mark in program history while the team limited its fifth opponent of the season to less than 100 rushing yards and posted a program-record 16 quarterback hurries.

	EIU	UTM
Score	18	27
<b>FIRST DOWNS</b>	20	15
<b>RUSHES-YARDS (NET)</b>	28-69	37-133
<b>PASSING YDS (NET)</b>	287	108
Passes Att-Comp-Int	50-26-3	20-8-0
<b>TOTAL OFFENSE PLAYS-YARDS</b>	78-356	57-241
Fumble Returns-Yards	1-51	0-0
Punt Returns-Yards	0-0	2-7
Kickoff Returns-Yards	1-15	3-99
Interception Returns-Yards	0-0	3-32
Punts (Number-Avg)	4-31.2	5-34.8
Fumbles-Lost	1-0	1-1
Penalties-Yards	7-97	3-25
Possession Time	33:30	26:30
Third-Down Conversions	9 of 20	5 of 14
Fourth-Down Conversions	2 of 4	1 of 1
Red-Zone Scores-Chances	2-3	2-2

Eastern Illinois							
Rushing	No.	Gain	Loss	Net	TD	Lg	Avg
WALKER, Chris	16	64	4	60	0	19	3.8
McCULLOUGH, Darshon	5	24	0	24	0	13	4.8
BENEFIELD, Jaelin	4	9	4	5	0	5	1.2
HILL, Isaiah	1	0	3	-3	0	0	-3.0

Passing						
	C-A-I	Yds	TD	Long	Sack	
WOODBERY, Harry	26-50-3	287	1	40	2	

Receiving				
	No.	Yards	TD	Long
HILL, Isaiah	15	157	1	40
WALKER, Chris	3	25	0	15
SHEEHAN, James	2	25	0	24
PHILLIPS, Teriq	2	24	0	13

Punting						
	No.	Yds	Avg	Long	In20	TB
GALLOWAY, Stone	4	125	31.2	40	0	0

Punt Returns				
	No.	Yards	TD	Long
HILL, Isaiah	1	15	0	15

Kick Returns				
	No.	Yards	TD	Long
HILL, Isaiah	1	15	0	15

Tackles				
	UA-A	Total	Sacks	TFL
CAPUTO, Joe	4-5	9	0.0	1.0
JOHNSON, Jason	3-6	9	0.0	0.0
JOHNSON, Dytarious	5-3	8	2.0	4.0
DEWBERRY, Bryce	2-5	7	0.0	0.0

Qtr	Time	Scoring Play	V-H
1st	10:51	EIU - CRITTENDEN, Raymond 51 yd fumble recovery (HILL, Isaiah pass from WOODBERY, Harry)	8 - 0
	08:09	UTM - WILLIAMS, Terry 21 yd pass from BACHUS, John (COURTRIGHT, Ryan kick), 6-71 2:37	8 - 7
	06:49	UTM - STEPHENS, D'Carrious 26 yd interception return (COURTRIGHT, Ryan kick)	8 - 14
	03:19	EIU - MASUCCI, Christian 31 yd field goal, 8-62 3:30	11 - 14
2nd	04:25	UTM - DYAL, Davin 6 yd pass from BACHUS, John (COURTRIGHT, Ryan kick), 10-69 3:44	11 - 21
4th	11:14	UTM - COURTRIGHT, Ryan 32 yd field goal, 6-32 2:22	11 - 24
	06:26	EIU - HILL, Isaiah 11 yd pass from WOODBERY, Harry (MASUCCI, Christian kick), 11-75 4:48	18 - 24
	05:15	UTM - COURTRIGHT, Ryan 46 yd field goal, 4-3 1:03	18 - 27

## Game 8: UT Martin at Southeast Missouri

Houck Stadium • Cape Girardeau, Mo.  
Saturday, Oct. 26 • 1 p.m.



### SOUTHEAST MISSOURI AT A GLANCE

UT Martin football team saw its four-game winning streak come to an abrupt halt on the soggy turf of Houck Stadium. The Skyhawks play mirrored the playing conditions with an uncharacteristically sloppy showing. UT Martin would have a season-high five turnovers – including a critical pick six – while missing a pair of field goals which proved to be the difference in the contest. Despite the final result, the Skyhawks outgained the Redhawks while holding its fifth consecutive opponent to under 100 rushing yards.

	UTM	SEMO
Score	10	17
<b>FIRST DOWNS</b>	19	11
<b>RUSHES-YARDS (NET)</b>	41-85	26-85
<b>PASSING YDS (NET)</b>	284	178
Passes Att-Comp-Int	35-14-3	29-11-1
<b>TOTAL OFFENSE PLAYS-YARDS</b>	76-369	55-263
Fumble Returns-Yards	0-0	0-0
Punt Returns-Yards	1-4	1-20
Kickoff Returns-Yards	1-29	1-23
Interception Returns-Yards	1-0	3-33
Punts (Number-Avg)	5-38.8	8-39.1
Fumbles-Lost	2-2	1-1
Penalties-Yards	5-63	10-130
Possession Time	35:30	24:30
Third-Down Conversions	3 of 14	3 of 15
Fourth-Down Conversions	0 of 2	0 of 0
Red-Zone Scores-Chances	0-3	1-2

UT Martin							
Rushing	No.	Gain	Loss	Net	TD	Lg	Avg
LOGAN, Peyton	20	113	4	109	0	33	5.4
YOUNG, Lamarcus	4	17	0	17	0	11	4.2
BACHUS, John	9	41	33	8	0	12	0.9
BOWE, Jaimiee	3	4	4	0	0	4	0.0

Passing						
	C-A-I	Yds	TD	Long	Sack	
BACHUS, John	14-34-2	284	1	40	5	
WINN, Dresser	0-1-1	0	0	0	0	

Receiving				
	No.	Yards	TD	Long
WILLIAMS, Terry	7	83	1	29
DOWELL, Colton	3	104	0	38
WILLIAMS, Rodney	2	52	0	40
YOUNG, Lamarcus	1	35	0	35

Punting						
	No.	Yds	Avg	Long	In20	TB
COX, Zane	4	158	39.5	44	1	0
BACHUS, John	1	36	36.0	36	1	0

Punt Returns				
	No.	Yards	TD	Long
WILLIAMS, Terry	1	4	0	4

Kick Returns				
	No.	Yards	TD	Long
LOGAN, Peyton	1	29	0	29

Tackles				
	UA-A	Total	Sacks	TFL
JEFFERSON, TJ	3-5	8	0.5	1.0
CHERRY, Cecil	4-3	7	1.5	3.5
CRUTCHFIELD, Julia	3-2	5	0.5	2.0
SIMS, Deven	3-2	5	0.0	0.0

Qtr	Time	Scoring Play	V-H
1st	02:45	SEMO - TILLER, K. 29 yd field goal, 5-21 1:06	0 - 3
	00:30	UTM - WILLIAMS, Terry 29 yd pass from BACHUS, John (COURTRIGHT, Ryan kick), 5-75 2:15	7 - 3
2nd	02:01	UTM - COURTRIGHT, Ryan 47 yd field goal, 8-50 3:07	10 - 3
3rd	13:38	SEMO - PYLE, Joe 61 yd run (TILLER, K. kick), 3-75 1:13	10 - 10
4th	05:32	SEMO - DOUGLAS, O. 32 yd interception return (TILLER, K. kick)	10 - 17

# GAME-BY-GAME RECAPS

## Game 9: No. 18 Jacksonville State vs UT Martin

Graham Stadium • Martin, Tenn.  
Saturday, Nov. 2 • 2 p.m.

22 - 17

FINAL

UT MARTIN (6-3, 5-1) vs JACKSONVILLE STATE (6-4, 3-3)  
**SKYHAWKS vs #18 GAMECOCKS**

	UTM	0	13	6	3
	JSU	7	7	0	3

### JACKSONVILLE STATE AT A GLANCE

UT Martin posted a big Homecoming victory over No. 18 Jacksonville State behind a key 65-yard punt return for a touchdown. With the win, the Skyhawks posted their first victory over the Gamecocks since 2012 while head coach Jason Simpson earned his 86th career win to become the program's all-time wins leader, surpassing Hall of Famer Bob Carroll.

	JSU	UTM
Score	17	22
<b>FIRST DOWNS</b>	23	15
<b>RUSHES-YARDS (NET)</b>	34-103	29-125
<b>PASSING YDS (NET)</b>	269	245
Passes Att-Comp-Int	38-18-1	32-18-0
<b>TOTAL OFFENSE PLAYS-YARDS</b>	72-372	61-370
Fumble Returns-Yards	0-0	0-0
Punt Returns-Yards	1-0	3-85
Kickoff Returns-Yards	1-30	2-29
Interception Returns-Yards	0-0	1-1
Punts (Number-Avg)	5-42.6	5-28.6
Fumbles-Lost	0-0	1-0
Penalties-Yards	6-65	4-50
Possession Time	33:09	26:51
Third-Down Conversions	5 of 14	5 of 14
Fourth-Down Conversions	0 of 2	0 of 2
Red-Zone Scores-Chances	3-5	2-5

Jacksonville State							UT Martin								
Rushing	No.	Gain	Loss	Net	TD	Lg	Avg	Rushing	No.	Gain	Loss	Net	TD	Lg	Avg
Michael Matthews	18	66	13	53	0	10	2.9	LOGAN, Peyton	6	73	0	73	0	45	12.2
Zerrick Cooper	11	40	21	19	1	13	1.7	YOUNG, Lamarcus	7	24	1	23	0	16	3.3
Zion Webb	3	19	4	15	0	10	5.0	BACHUS, John	8	26	3	23	1	10	2.9
Dave Russell	1	11	0	11	0	11	11.0	BOWE, Jaimiee	8	21	15	6	0	8	0.8

Qtr	Time	Scoring Play	V-H
1st	07:36	JSU - Zerrick Cooper 1 yd run (Bryant Wallace kick), 3-75 1:26	7 - 0
2nd	06:42	UTM - BACHUS, John 10 yd run (COURTRIGHT, Ryan kick), 4-32 1:05	7 - 7
	01:29	UTM - DOWELL, Colton 26 yd pass from BACHUS, John (COURTRIGHT, Ryan kick failed), 8-69 3:38	7 - 13
	00:00	JSU - Michael Matthews 6 yd pass from Zerrick Cooper (Bryant Wallace kick), 8-75 1:29	14 - 13
3rd	00:24	UTM - WILLIAMS, Terry 65 yd punt return (BACHUS, John pass failed)	14 - 19
4th	09:40	JSU - Bryant Wallace 37 yd field goal, 13-46 5:36	17 - 19
	05:46	UTM - COURTRIGHT, Ryan 18 yd field goal, 8-68 3:49	17 - 22

## Game 10: UT Martin at No. 24 Austin Peay

Fortera Stadium • Martin, Tenn.  
Saturday, Nov. 9 • 3 p.m.

24 - 38

FINAL

UT MARTIN (6-4, 5-2) vs AUSTIN PEAY (7-3, 5-1)  
**SKYHAWKS vs #24 GOVERNORS**

	UTM	0	3	7	14
	APSU	0	17	7	14

### AUSTIN PEAY AT A GLANCE

UT Martin saw both its offense and defense hit a roadblock in a matchup of OVC leaders at No. 24 Austin Peay. The Skyhawks were held to less than 100 yards in the first half while the team's lone points came on a 50-yard field goal by Ryan Courtright. The Skyhawk offense would find its stride in the second half as John Bachus III found Jaylon Moore for three touchdowns but the Skyhawks would only get as close as two touchdowns. On defense, the team would be gauged for 491 yards of offense - including a season-high 236 rushing yards.

	UTM	APSU
Score	24	38
<b>FIRST DOWNS</b>	17	21
<b>RUSHES-YARDS (NET)</b>	18-25	48-236
<b>PASSING YDS (NET)</b>	286	255
Passes Att-Comp-Int	41-20-1	27-17-1
<b>TOTAL OFFENSE PLAYS-YARDS</b>	59-261	75-491
Fumble Returns-Yards	0-0	0-0
Punt Returns-Yards	0-0	1-4
Kickoff Returns-Yards	5-108	2-35
Interception Returns-Yards	1-0	1-0
Punts (Number-Avg)	5-35.0	2-39.5
Fumbles-Lost	2-0	2-1
Penalties-Yards	1-5	8-70
Possession Time	22:29	37:31
Third-Down Conversions	5 of 13	10 of 17
Fourth-Down Conversions	0 of 1	3 of 3
Red-Zone Scores-Chances	2-2	5-5

UT Martin							Austin Peay								
Rushing	No.	Gain	Loss	Net	TD	Lg	Avg	Rushing	No.	Gain	Loss	Net	TD	Lg	Avg
WALLACE, Zak	3	6	1	5	0	5	1.7	WILLIAMS, Kente	17	121	3	118	3	67	6.9
BOWE, Jaimiee	3	1	0	1	0	1	0.3	CRAIG, JaVaughn	11	66	11	55	0	14	5.0
WILLIAMS, Terry	1	0	3	-3	0	0	-3.0	TANNER, Ahmaad	8	24	3	21	0	11	2.6
YOUNG, Lamarcus	4	6	12	-6	0	5	-1.5	MOMODU, Prince	3	18	0	18	1	17	6.0

Qtr	Time	Scoring Play	V-H
2nd	11:45	APSU - HARLEY, Baniko 7 yd run (BIRCHFIELD, Log kick), 10-52 4:12	0 - 7
	10:30	APSU - WILLIAMS, Kente 67 yd run (BIRCHFIELD, Log kick), 2-72 0:50	0 - 14
	02:43	APSU - BIRCHFIELD, Log 23 yd field goal, 14-54 6:22	0 - 17
	00:11	UTM - COURTRIGHT, Ryan 50 yd field goal, 9-39 2:26	3 - 17
3rd	06:59	APSU - WILLIAMS, Kente 5 yd run (BIRCHFIELD, Log kick), 11-74 5:14	3 - 24
	02:29	UTM - MOORE, Jaylon 6 yd pass from BACHUS, John (COURTRIGHT, Ryan kick), 9-73 4:25	10 - 24
4th	10:38	APSU - WILLIAMS, Kente 4 yd run (BIRCHFIELD, Log kick), 6-71 2:34	10 - 31
	09:27	UTM - MOORE, Jaylon 27 yd pass from BACHUS, John (COURTRIGHT, Ryan kick), 5-63 1:04	17 - 31
	04:05	APSU - MOMODU, Prince 17 yd run (BIRCHFIELD, Log kick), 9-54 5:20	17 - 38
	01:23	UTM - MOORE, Jaylon 16 yd pass from BACHUS, John (COURTRIGHT, Ryan kick), 7-76 2:37	24 - 38

# GAME-BY-GAME RECAPS

## Game 11: Tennessee State vs UT Martin

Graham Stadium • Martin, Tenn.

Saturday, Nov. 16 • 2 p.m.



### TENNESSEE STATE AT A GLANCE

UT Martin overcame a fourth quarter deficit with a pair of touchdowns in the closing minutes to finish OVC play with a 6-2 mark. The Skyhawks were narrowly outgained on offense, but capitalized on prime field position in the fourth quarter while senior trio of Jaimiee Bowe (two touchdowns), Jaylon Moore and Terry Williams each tallied touchdowns on Senior Day. With the win, UT Martin clinched a share of the Sgt. York Trophy and finished the season unbeaten at home with a 5-0 mark.

	TSU	UTM
Score	17	28
FIRST DOWNS	21	15
RUSHES-YARDS (NET)	50-193	29-90
PASSING YDS (NET)	123	216
Passes Att-Comp-Int	23-10-0	25-16-1
TOTAL OFFENSE PLAYS-YARDS	73-316	54-306
Fumble Returns-Yards	0-0	0-0
Punt Returns-Yards	2-6	5-56
Kickoff Returns-Yards	5-105	4-29
Interception Returns-Yards	1-0	0-0
Punts (Number-Avg)	6-43.8	6-38.7
Fumbles-Lost	0-0	0-0
Penalties-Yards	11-63	7-65
Possession Time	36:07	23:53
Third-Down Conversions	7 of 17	5 of 11
Fourth-Down Conversions	1 of 2	0 of 0
Red-Zone Scores-Chances	3-3	3-3

#### Tennessee State

Rushing	No.	Gain	Loss	Net	TD	Lg	Avg
ROBERSON, T.	21	93	9	84	0	13	4.0
MCCOLLEY, Shawn	8	59	1	58	0	20	7.2
ROWLAND, Seth	8	39	0	39	0	14	4.9
CORBIN, DeMarco	4	10	0	10	0	7	2.5

Passing	C-A-I	Yds	TD	Long	Sack
ROSENDAHL, C.	10-23-0	123	0	27	1

Receiving	No.	Yards	TD	Long
JOHNSON, Dayron	2	40	0	27
MOORE, Al-Malik	2	36	0	26
NEWBOLD, Steven	2	19	0	11
ROBERSON, T.	1	15	0	15

Punting	No.	Yds	Avg	Long	In20	TB
MOSLEY, Kaleb	6	263	43.8	58	1	0

Punt Returns	No.	Yards	TD	Long
CURTIS, Sabree	1	2	0	2
JOHNSON, Dayron	1	4	0	4

Kick Returns	No.	Yards	TD	Long
JOHNSON, Dayron	4	103	0	37
MCCOLLEY, Shawn	1	2	0	2

Tackles	UA-A	Total	Sacks	TFL
GREEN, Josh	6-5	11	0.0	0.5
KILLINGS, R.	3-4	7	0.0	0.0
OLENGA, E.	3-4	7	1.5	2.0
FERGUSON, Dante	1-5	6	0.0	1.0

#### UT Martin

Rushing	No.	Gain	Loss	Net	TD	Lg	Avg
BOWE, Jaimiee	19	98	5	93	1	24	4.9
YOUNG, Lamarcus	5	5	5	0	0	3	0.0
TEAM	1	0	1	-1	0	0	-1.0
BACHUS, John	4	10	12	-2	0	6	-0.5

Passing	C-A-I	Yds	TD	Long	Sack
BACHUS, John	16-25-1	216	3	39	2

Receiving	No.	Yards	TD	Long
WILLIAMS, Terry	6	47	1	12
DOWELL, Colton	3	69	0	39
MOORE, Jaylon	3	57	1	27
YOUNG, Lamarcus	2	28	0	32

Punting	No.	Yds	Avg	Long	In20	TB
COX, Zane	6	232	38.7	49	5	0

Punt Returns	No.	Yards	TD	Long
WILLIAMS, Terry	5	56	0	33

Kick Returns	No.	Yards	TD	Long
ODOM, Marqwell	2	14	0	14
CHERRY, Cecil	2	15	0	16

Tackles	UA-A	Total	Sacks	TFL
JEFFERSON, TJ	1-11	12	0.0	1.0
AKINS, JaQuez	5-5	10	0.0	1.0
CHERRY, Cecil	1-7	8	0.0	0.5
YOUNG, Takeem	1-7	8	0.0	0.0

Qtr	Time	Scoring Play	V-H
1st	09:43	UTM - BOWE, Jaimiee 7 yd pass from BACHUS, John (COURTRIGHT, Ryan kick), 10-68 5:17	0 - 7
	04:21	TSU - KNOX, Andrew 1 yd run (ZITA, Antonio kick), 10-62 5:15	7 - 7
2nd	08:47	TSU - ZITA, Antonio 18 yd field goal, 6-35 3:13	10 - 7
3rd	11:03	UTM - MOORE, Jaylon 27 yd pass from BACHUS, John (COURTRIGHT, Ryan kick), 4-40 1:44	10 - 14
	04:52	TSU - KNOX, Andrew 1 yd run (ZITA, Antonio kick), 12-81 6:04	17 - 14
4th	07:15	UTM - WILLIAMS, Terry 9 yd pass from BACHUS, John (COURTRIGHT, Ryan kick), 3-30 1:29	17 - 21
	00:51	UTM - BOWE, Jaimiee 5 yd run (COURTRIGHT, Ryan kick), 4-16 1:17	17 - 28