



KENTUCKY®

2019-20 MEN'S BASKETBALL



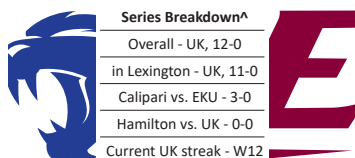
8 NATIONAL CHAMPIONSHIPS | **MOST WINS** IN COLLEGE BASKETBALL | 48 SEC TITLES | 31 SEC TOURNAMENT CHAMPIONSHIPS | 55 ALL-AMERICANS | 129 NBA DRAFT PICKS

EASTERN KENTUCKY (1-0) at #2/2 KENTUCKY (1-0)

Friday, Nov. 8 • 7 p.m. • Rupp Arena (20,500) • Lexington, Ky.

#EKUvsUK #TGT • @KentuckyMBB • @UKMBBStatsInfo

THE MATCHUP



Series Breakdown ^A	
Overall - UK, 12-0	
in Lexington - UK, 11-0	
Calipari vs. EKV - 3-0	
Hamilton vs. UK - 0-0	
Current UK streak - W12	

John Calipari	A.W. Hamilton
Overall Record: 751-211*	Overall Record: 14-18
Record at UK: 306-71	Record at EKV: 14-18
Overall Seasons: 28th	Overall Seasons: 2nd
At UK: 11th	At EKV: 2nd

*on-court record

BY THE NUMBERS

2,294	All-time wins, NCAA leader
306	Calipari wins at UK, second most in school history
48	Kentucky's all-time SEC regular-season titles
9	All-time wins vs. the AP No. 1 team after MSU win


TALE OF THE TAPE

UK	STATISTIC	EKU
69.0	Points Per Game	79.0
62.0	Opp. Points PG	68.0
30.0	Rebounds PG	40.0
9.0	Assists PG	10.0
3.0	Blocks PG	7.0
4.0	Steals PG	6.0
.380	FG Pct.	.519
.393	Opp. FG Pct.	.324
.333	3-Pt. FG Pct.	.429
.192	Opp. 3-Pt. FG Pct.	.360
.781	FT Pct.	.760

A UK WIN WOULD ...

- Move the Wildcats to 2-0 on the season
- Improve UK to 103-14 in home openers
- Be Kentucky's 52nd straight victory over an Associated Press unranked nonconference opponent at home
- Mark the ninth time in 11 seasons UK has started 2-0 under John Calipari
- Extend Kentucky's home opener winning streak to 11 games
- Be the Wildcats' fifth straight win at home, dating back to last season
- Improve UK's record to 247-40 vs. AP unranked competition under Calipari

LAST GAME'S STARTERS




0

ASHTON HAGANS

6-3 • 198 • GUARD • SOPHOMORE
CARTERSVILLE, GA. | NEWTON HIGH SCHOOL

Preseason All-SEC First Team | Naismith Trophy, Wooden Award watch lists | Leading returner in points, assists, steals | 2019 SEC Co-Defensive Player of the Year | Posted 11 points with three assists in the victory vs. No. 1/1 Michigan State



1

NATE SESTINA

6-9 • 234 • FORWARD • GRADUATE STUDENT
EMPORIUM, PA. | BUCKNELL UNIVERSITY

Graduate transfer from Bucknell | Second Team All-Patriot league last season | Averaged 15.8 points and league-high 8.5 boards per game in 2018-19 | Posted seven points with team-high three rebounds in the win vs. No. 1/1 Michigan State




2

KAHLIL WHITNEY

6-6 • 210 • FORWARD • FRESHMAN
CHICAGO | ROSELLE CATHOLIC HIGH SCHOOL

No. 11 overall player by RSCI | Scored in double figures in all 29 games of senior season | Julius Erving Award preseason watch list | McDonald's All American, Iverson Roundball Classic co-MVP | Played 22 key minutes vs. No. 1/1 Spartans




5

IMMANUEL QUICKLEY

6-3 • 188 • GUARD • SOPHOMORE
HAVRE DE GRACE, MD. | THE JOHN CARROLL SCHOOL

Preseason NCAA March Madness "Glue Guy" | Two-time Big Blue Madness 3-point champion | Appeared in all 37 games last season | Averaged 5.2 points with 30 treys | Scored 10 points in the win over top-ranked Michigan State



23

EJ MONTGOMERY

6-10 • 228 • FORWARD • SOPHOMORE
FORT PIERCE, FLA. | WHEELER HIGH SCHOOL

Preseason All-SEC Second Team pick (media) | Karl Malone Award preseason watch list | Appeared in all 37 games with 10 starts last season | Started nine of final 11 games | Totaled 139 points, 150 rebounds and 38 blocks

STAT LEADERS

POINTS PER GAME		
UK	Tyrese Maxey	26.0
EKU	Houston King	19.0
REBOUNDS PER GAME		
UK	Nate Sestina	6.0
EKU	Darius Hicks	12.0
ASSISTS PER GAME		
UK	Ashton Hagans	3.0
EKU	Russ Cruickshank	4.0
STEALS PER GAME		
UK	Immanuel Quickley	2.0
EKU	Tre King	2.0
3-POINTERS		
UK	Tyrese Maxey	3
EKU	Houston King	4
FIELD-GOAL PERCENTAGE		
UK	Nate Sestina	.750
EKU	Houston King	.750
FREE-THROW PERCENTAGE		
UK	Ashton Hagans	1.000
EKU	Three tied	1.000

NEED TO KNOW

Kentucky was picked to win the SEC title by the league's media members. UK owns 48 SEC regular-season titles

Ashton Hagans was a preseason All-SEC First Team pick by the league's coaches and media. EJ Montgomery and Tyrese Maxey were All-SEC Second Team

Hagans and Maxey are also on watch lists for the Citizen Naismith Trophy and John R. Wooden Award, national player of the year awards

UK begins the season ranked No. 2 in both the AP Top 25 and the USA Today Coaches Poll, behind Michigan State

Kentucky knocked off the top-ranked Spartans on Tuesday to improve to 6-3 all-time in AP 1-2 matchups

Maxey's 26 points vs. MSU are the most ever by a UK freshman in a debut. He was 7 of 12 from the floor with three 3-pointers and 9 of 10 at the line

SCHEDULE

OCTOBER

27 2/2 -/- GEORGETOWN COLL.^A SEC W, 80-53

NOVEMBER

1 2/2 -/- KENTUCKY STATE^A SEC W, 83-51
5 2/2 1/1 vs. Michigan State¹ ESPN W, 69-62
8 2/2 -/- EASTERN KENTUCKY SEC 7 p.m.
12 -/- -/- EVANSVILLE SEC 7 p.m.
18 -/- -/- UTAH VALLEY² ESPN2 7 p.m.
22 -/- -/- MOUNT ST. MARY'S² SEC 7 p.m.
24 -/- -/- LAMAR² SEC 6 p.m.
29 -/- -/- UAB² SEC 7 p.m.

DECEMBER

7 -/- -/- FAIRLEIGH DICKINSON SEC 4 p.m.
14 -/- -/- GEORGIA TECH ESPN 5 p.m.
18 -/- -/- vs. Utah³ ESPN2 11 p.m.
21 -/- -/- vs. Ohio State⁴ CBS 5:15 p.m.
28 -/- -/- LOUISVILLE CBS 3:45 p.m.

JANUARY

4 -/- -/- MISSOURI* SEC 2 p.m.
7 -/- -/- at Georgia* TBD 9 p.m.
11 -/- -/- ALABAMA* ESPN Noon
15 -/- -/- at South Carolina* SEC 6:30 p.m.
18 -/- -/- at Arkansas* ESPN/2 4 p.m.
21 -/- -/- GEORGIA* TBD 7 p.m.
25 -/- -/- at Texas Tech⁵ ESPN 6 p.m.
29 -/- -/- VANDERBILT* SEC 6:30 p.m.

FEBRUARY

1 -/- -/- at Auburn* ESPN 6/8 p.m.
4 -/- -/- MISSISSIPPI STATE* ESPN/2 9 p.m.
8 -/- -/- at Tennessee* CBS 1 p.m.
11 -/- -/- at Vanderbilt* TBD 7 p.m.
15 -/- -/- OLE MISS* TBD 2 p.m.
18 -/- -/- at LSU* ESPN/2 9 p.m.
22 -/- -/- FLORIDA* ESPN/2 6/8 p.m.
25 -/- -/- at Texas A&M* TBD 7 p.m.
29 -/- -/- AUBURN* CBS 3:45 p.m.

MARCH

3 -/- -/- TENNESSEE* ESPN/2 9 p.m.
7 -/- -/- at Florida* CBS 1 p.m.

All times Eastern | *SEC conference game | HOME GAMES IN CAPS | ^AExhibition
¹State Farm Champions Classic (New York | Madison Square Garden)
²BBN Showcase (Rupp Arena | Lexington, Ky.)
³(T-Mobile Arena | Las Vegas)
⁴CBS Sports Classic (T-Mobile Arena | Las Vegas)
⁵Big 12/SEC Challenge (United Supermarkets Arena | Lubbock, Texas)
⁶SEC Tournament (Bridgestone Arena | Nashville, Tenn.)

BROADCAST INFO

TV: SEC NETWORK

Play-by-play: Tom Hart
Analyst: Andy Kennedy

RADIO: UK SPORTS NETWORK

Play-by-play: Tom Leach
Analyst: Mike Pratt

SATELLITE RADIO

Sirius: 121
XM: 190
Internet: 961



TV CHART



0 ASHTON HAGANS
Sophomore | Guard
6-3 | 198
Cartersville, Ga.
Newton
@H23Ash
@ashton.hagans



1 NATE SESTINA
Graduate | Forward
6-9 | 234
Emporium, Pa.
Bucknell University
@NateSestina23
@natesestina4



2 KAHLIL WHITNEY
Freshman | Forward
6-6 | 210
Chicago
Roselle Catholic
@KahlilWhitney
@kahlilwhitney



3 TYRESE MAXEY
Freshman | Guard
6-3 | 198
Garland, Texas
South Garland
@TyreseMaxey
@tyresemaxey



4 NICK RICHARDS
Junior | Forward
6-11 | 247
Kingston, Jamaica
The Patrick School
@iamnickrichards
@nickrichards_
@nicholas.p.richards



5 IMMANUEL QUICKLEY
Sophomore | Guard
6-3 | 188
Havre de Grace, Md.
The John Carroll School
@IQ_GodSon
@immanuelquickley_
@immanuelquickley5



10 JOHNNY JUZANG
Freshman | Guard
6-6 | 214
Los Angeles
Harvard-Westlake
@JohnnyJuzang
@jsilky5



11 DONTAE ALLEN
Freshman | Guard
6-6 | 200
Falmouth, Ky.
Pendleton County
@dontaieallen11
@dontaieallen11
@tay.allen3139



12 KEION BROOKS JR.
Freshman | Forward
6-7 | 205
Fort Wayne, Ind.
La Lumiere School
@KeionB_12
@klbj.xii



13 RILEY WELCH
Junior | Guard
6-0 | 185
Littleton, Colo.
College of the Desert
@Riley_Welch
@riley_welch
@Riley.Welch.UK



14 BRENNAN CANADA
Freshman | Forward
6-6 | 198
Mount Sterling, Ky.
George Rogers Clark
@brennanc14
@brennanc14



21 ZAN PAYNE
R-Freshman | G/F
6-4 | 235
Lexington, Ky.
Lexington Catholic
@young_payne2321
@alexander.payne23



23 EJ MONTGOMERY
Sophomore | Forward
6-10 | 228
Fort Pierce, Fla.
Wheeler
@ejmontgomery23
@_mont23



33 BEN JORDAN
Sophomore | Forward
6-9 | 250
Olive Hill, Ky.
West Carter
@ben3jordan
@ben3jordan3



JOHN CALIPARI
Head Coach
11th Season
@UKCoachCalipari
@UKCoachCalipari
@UKCoachCalipari



KENNY PAYNE
Assoc. Head Coach
10th season at UK
Sixth season as associate HC



TONY BARBEE
Assistant Coach
Sixth season at UK
Fifth season as assistant
@CoachTonyBarbee



JOEL JUSTUS
Assistant Coach
Sixth season at UK
Fourth season as assistant
@UKCoachJustus
@UKCoachJustus



JOHN ROBIC
Special Assistant
11th season at UK
Fourth season as special asst.

Pronunciation Guide

DONTAE Allen	(DON-tay)
KEION Brooks Jr.	(KEY-on)
John CALIPARI	(cal-uh-PEAR-ee)
Ashton HAGANS	(HAY-gens)
Johnny JUZANG	(JEW-zang)
Nate SESTINA	(ses-TINA)
KAHLIL Whitney	(kuh-LIL)

Alphabetical Roster

NO.	NAME	POS.	HT.	WT.	CL.	HOMETOWN (PREVIOUS SCHOOL)
11	Dontae Allen	G	6-6	200	Fr.	Falmouth, Ky. (Pendleton County)
12	Keion Brooks Jr.	F	6-7	205	Fr.	Fort Wayne, Ind. (La Lumiere)
14	Brennan Canada	F	6-6	198	Fr.	Mount Sterling, Ky. (George Rogers Clark)
0	Ashton Hagans	G	6-3	198	So.	Cartersville, Ga. (Newton)
33	Ben Jordan	F	6-9	250	R-So.	Olive Hill, Ky. (West Carter)
10	Johnny Juzang	G	6-6	214	Fr.	Los Angeles (Harvard-Westlake)
3	Tyrese Maxey	G	6-3	198	Fr.	Garland, Texas (South Garland)
23	EJ Montgomery	F	6-10	228	So.	Fort Pierce, Fla. (Wheeler)
21	Zan Payne	G/F	6-4	235	R-Fr.	Lexington, Ky. (Lexington Catholic)
5	Immanuel Quickley	G	6-3	188	So.	Havre de Grace, Md. (The John Carroll School)
4	Nick Richards	F	6-11	247	Jr.	Kingston, Jamaica (The Patrick School)
1	Nate Sestina	F	6-9	234	Gr.	Emporium, Pa. (Bucknell University)
13	Riley Welch	G	6-0	185	Jr.	Littleton, Colo. (College of the Desert)
2	Kahlil Whitney	F	6-6	210	Fr.	Chicago (Roselle Catholic)

On the Bench

Head Coach: John Calipari (Clarion, 1982)
Associate Head Coach: Kenny Payne (Louisville, 2003)
Assistant Coaches: Tony Barbee (UMass, 1993)
 Joel Justus (UNC Wilmington, 2004)
Special Asst. to the Head Coach: John Robic (Denison, 1986)
Assoc. AD/Basketball Operations: Chris Woolard (UCLA, 1997)
Director of Basketball Admin.: Will Barton (Kentucky, 2013)
Strength Coach: Robert Harris (Kentucky State, 2009)
Athletic Trainer: Geoffrey Staton (North Carolina, 2007)
Equipment Manager: Mark Evans (Kentucky, 2013)
Recruiting Analyst: Brady Kennedy (Kentucky, 2016)



POLLS, STATS, MEDIA INFO

Weekly Media Schedule

all times ET unless indicated otherwise

7 Thu.	8 Fri.	9 Sat.	10 Sun.	11 Mon.	12 Tue.	13 Wed.
Media opportunity: 2:30 p.m. Calipari Players Practice: 3 p.m.	vs. Eastern Kentucky: 7 p.m. SEC Network	Day off No media availability	Practice: 10 p.m. Practice: 5 p.m. No media availability	Media opportunity: 2 p.m. Assistant Players Practice: 2:30 p.m.	vs. Evansville: 7 p.m. SEC Network	Day off No media availability

Communications & PR Staff



Eric Lindsey

Director
Cell - 859.619.0944
Email - eric.lindsey@uky.edu



Deb Moore

Associate Director
Cell - 859.559.5781
Email - deb.moore@uky.edu

Media Information

CREDENTIAL REQUESTS

Requests for single-game credentials should be made as far in advance as possible and no later than five days prior to game day online at sportssystem.com/Kentucky.

CREDENTIAL CRITERIA

The University of Kentucky's decision to issue credentials to a media outlet for the purposes of covering a UK basketball home or away event is determined by a variety of factors. They include the following:

- Amount of coverage given to Kentucky throughout the season
- Intention/ability to cover all 22 sports at Kentucky
- Distribution/size of publication: free, subscription, sale on newsstands, website traffic, etc.
- Radio or TV station program format and size of audience
- Length of existence of the publication, amount of original copy generated, number of full-time employees of the publication and the journalistic experience of the reporter(s)
- Attendance at Kentucky media sessions, including Olympic sport opportunities
- Space availability
- Professionalism, which includes but is not limited to conduct at games, press conferences, practices, on social media, etc.

The University of Kentucky has the right to revoke credentials under its own discretion.

INTERVIEW POLICIES-GENERAL

All interviews with University of Kentucky basketball players or staff members must be arranged through the Communications and public relations office. Media should never contact a player or coach directly.

The Wildcat Coal Lodge, dormitories, team locker rooms and other team quarters are private team areas. Media members are not permitted in these areas unless accompanied by appropriate university personnel.

PRACTICE/PRESS CONFERENCES

Other than announced exceptions, UK basketball practices are closed to the media. UK will accept requests to attend practice. All requests must be made by 10 a.m. the day before the practice. In cases in which practices are open to the media, no cell phones are allowed in the practice facility.

Player interviews are conducted prior to practices the day before a game and will be available to all UK media in the Joe Craft Center lower-level lobby. UK will accept requests for player interviews, but they must be submitted 24 hours prior to the scheduled availability.

Coach John Calipari or an assistant coach will meet with members of the media immediately following player interviews in the lower level lobby of the Joe Craft Center.

Gameday shoot-arounds are closed to the media.

TELEPHONE PLAYER INTERVIEWS

Telephone interviews are available to the media on a call-back basis. Individual player and coach telephone numbers will not be given to members of the media.

Players are instructed not to conduct interviews when contacted directly by telephone. The communications and public relations office will arrange for telephone interviews at a time most convenient for the student-athlete.

Other special requests are handled on a case-by-case basis.

POSTGAME INTERVIEWS

Following each game, there is a cooling-off period, during which time the players shower and dress. Approximately 10 minutes after the game ends, Coach Calipari conducts his postgame press conference while a player is taken to the UK Sports Network.

Following Coach Calipari's press conference and the cooling-off period, selected UK players are brought to the media interview room.

The Polls

Associated Press Top 25 Preseason

1. Michigan State (60)
2. **Kentucky (2)**
3. Kansas
4. Duke
5. Louisville
6. Florida
7. Maryland
8. Gonzaga
9. North Carolina
10. Villanova
11. Virginia
12. Seton Hall
13. Texas Tech
14. Memphis
15. Oregon
16. Baylor
17. Utah State
18. Ohio State
19. Xavier
20. St. Mary's
21. Arizona
22. LSU
23. Purdue
24. Auburn
25. VCU

Receiving Votes: Washington 164, Colorado 152, Tennessee 78, Marquette 68, Florida 36, Davidson 34, Harvard 24, Illinois 14, Missouri 13, Mississippi State 12, Houston 11, Georgetown 11, Cincinnati 8, Notre Dame 7, Creighton 4, Syracuse 3, NC State 3, Vermont 2, Alabama 2, Southern Cal 2, Liberty 2, Michigan 2, Dayton 1, Colgate 1, Providence 1

USA Today Coaches Poll Preseason

1. Michigan State (30)
2. **Kentucky**
3. Kansas (1)
4. Duke (1)
5. Louisville
6. Florida
7. Gonzaga
8. Maryland
9. Virginia
10. Villanova
11. North Carolina
12. Texas Tech
13. Seton Hall
14. Oregon
15. Memphis
16. Ohio State
17. Arizona
18. Baylor
19. Utah State
20. St. Mary's
21. Xavier
22. Purdue
23. Auburn
24. LSU
25. Tennessee

Receiving Votes: Marquette 62, Washington 59, Florida State 47, Michigan 28, Colorado 28, Houston 17, Creighton 13, Davidson 11, Southern California 9, Providence 8, Mississippi State 7, Wisconsin 6, UCLA 6, Texas 6, Syracuse 6, Georgetown 6, Liberty 5, Dayton 5, Harvard 4, Oklahoma 3, Illinois 2, NC State 1.

SEC Standings (through Nov. 5)

Team	SEC Record	Overall Record	Games Back
Arkansas	0-0 (.000)	1-0 (.000)	-
Auburn	0-0 (.000)	1-0 (.000)	-
Florida	0-0 (.000)	1-0 (.000)	-
Georgia	0-0 (.000)	1-0 (.000)	-
Kentucky	0-0 (.000)	1-0 (.000)	-
Mississippi State	0-0 (.000)	1-0 (.000)	-
Missouri	0-0 (.000)	1-0 (.000)	-
South Carolina	0-0 (.000)	1-0 (.000)	-
Tennessee	0-0 (.000)	1-0 (.000)	-
Texas A&M	0-0 (.000)	1-0 (.000)	-
Vanderbilt	0-0 (.000)	1-0 (.000)	-
LSU	0-0 (.000)	0-0 (.000)	-
Ole Miss	0-0 (.000)	0-0 (.000)	-
Alabama	0-0 (.000)	0-1 (.000)	-

UK in the Rankings

Team Rankings (2018-19)

Category	Stat	SEC [NCAA]
Scoring	75.8	5th [89th]
Scoring Defense	64.7	2nd [29th]
Scoring Margin	+11.1	2nd [21st]
Free Throw %	.739	4th [68th]
Field Goal %	.477	2nd [28th]
Field Goal % Def.	.400	1st [19th]
3-Point FG %	.354	7th [122nd]
3-Point FG % Def.	.343	9th [189th]
Rebounding Off.	38.5	2nd
Rebounding Def.	29.2	1st
Rebounding Margin	+9.4	1st [4th]
Blocks Per Game	4.8	5th [21st]
Assists Per Game	13.5	6th [164th]
Steals Per Game	5.9	10th [212th]
Turnover Margin	-0.5	9th [210th]
Assist/TO Ratio	1.1	6th [140th]
Off. Rebs. Per Game	11.6	5th [69th]
Def. Rebs. Per Game	26.9	2nd [60th]
Def. Rebound %	.745	1st
Off. Rebound %	.368	1st
3-Point FG Per Game	5.8	14th [323rd]

Individual Rankings (2018-19)

Category/Player	Stat	SEC [NCAA]
Assists Per Game/Hagans	4.3	7th [114th]
Asst. to TO Ratio/Hagans	1.7	7th [171st]
Def. Rebs. Per Game/Washington	5.2	6th [155th]
Double-Doubles/Washington	9	5th [80th]
Field-Goal Pct./Washington	.522	3rd [71st]
Field-Goal Pct./Herro	.462	9th [193rd]
Minutes Per Game/Herro	32.6	9th
Off. Rebs. Per Game/Travis	2.7	5th [82nd]
Points Per Game/Washington	15.2	11th
Points Per Game/Herro	14.0	13th
Points Per Game/Johnson	13.5	T19th
Rebounds Per Game/Washington	7.5	6th [144th]
Rebounds Per Game/Travis	7.2	10th [192nd]
Steals Per Game/Hagans	1.6	8th [104th]

Upcoming in the SEC

Nov. 8-12

Contest	Time	TV Network
Friday, Nov. 8		
Auburn vs. Davidson	6 p.m.	CBS Sports
Eastern Kentucky at Kentucky	7 p.m.	SEC Network
Arkansas State at Ole Miss	7 p.m.	SEC Network+
Northern Kentucky at Missouri	8 p.m.	SEC Network+
Bowling Green at LSU	8 p.m.	SEC Network+
Sam Houston State at Mississippi State	8 p.m.	SEC Network+
Sunday, Nov. 10		
Wyoming at South Carolina	Noon	SEC Network
Florida State at Florida	1 p.m.	ESPN
Monday, Nov. 11		
Texas A&M CC at Vanderbilt	8 p.m.	SEC Network
Florida Atlantic at Alabama	8 p.m.	SEC Network+
UL Monroe at Texas A&M	8 p.m.	SEC Network+
Tuesday, Nov. 12		
Missouri at Xavier	7 p.m.	CBS Sports Net.
Evansville at Kentucky	7 p.m.	SEC Network
The Citadel at Georgia	7 p.m.	SEC Network+
Norfolk State at Ole Miss	7:30 p.m.	SEC Network+
North Texas at Arkansas	8 p.m.	SEC Network+
Auburn at South Alabama	8 p.m.	ESPN+
Murray State at Tennessee	9 p.m.	SEC Network

All times Eastern



NOTES

Honoring the Cats

Ashton Hagans

- Lute Olson Award watch list
- Wooden Preseason Top 50
- Naismith Trophy preseason watch list
- Preseason All-SEC First Team (media/coaches)
- Bob Cousy Award preseason watch list

Tyrese Maxey

- Wooden Preseason Top 50
- NABC Division I Player of the Year preseason watch list
- Naismith Trophy preseason watch list
- AP Preseason All-America Honorable Mention
- NBC Sports Preseason All-America Third Team
- Preseason NCAA March Madness Player of the Year candidate
- Preseason All-SEC Second Team (media/coaches)
- Jerry West Award preseason watch list

EJ Montgomery

- Preseason All-SEC Second Team (media/coaches)
- Karl Malone Award preseason watch list

Immanuel Quickley

- Preseason NCAA March Madness "Glue Guy"

Kahlil Whitney

- Julius Erving Award preseason watch list

Kentucky Knocks Off Top-Ranked Michigan State

Kentucky's latest freshman star is a guard from Texas who likes to smile wide and take big shots. Tyrese Maxey did both in upsetting No. 1/1 Michigan State on Tuesday night in the State Farm Champions Classic.

Maxey scored 26 points, including a clutch 3 that beat the shot clock with a minute left, as the second-ranked Wildcats opened the season with a 69-62 in New York.

A day after his 19th birthday, Maxey came off the bench at Madison Square Garden and had one of the best debuts for a freshman in coach John Calipari's 11 years at Kentucky, which has been filled with one-and-done guards like John Wall and Devin Booker. As a matter of fact, it was the most points scored by a Kentucky freshman in a debut in school history.

"I wanted him to come in firing," Calipari said.

The Associated Press Nos. 1 and 2 teams opened their seasons against each other for just the second time ever and for the first time since 1975, and the Wildcats made their case to be top-ranked next week.

Michigan State entered the season as the No. 1 team in the country for the first time, but aside from All-American Cassius Winston, the Spartans struggled to score against an athletic, active defense from UK. Winston had 21 points.

This Kentucky team is built around returning contributors instead of freshmen, but Maxey asserted himself in his first game. After Winston cut the lead to three on a three-point play with 1:27 left, Maxey hit a 3 from way behind the line to make it 65-60 with 59 seconds left.

"Honestly, I just trust my training," Maxey said. "I shot that shot a thousand times."

It was a marquee, event but a choppy game. Neither team shot 40% from the field. They combined to take 50 free throws.

The Spartans couldn't find the range from 3, going 5 for 26. Michigan State had whittled a 10-point halftime deficit down to four when Kentucky went on a 9-0 run behind 3s from Kahlil Whitney and Nate Sestina, pushing the lead to 54-41 with 10:00 left in the second half.

Kentucky's veteran backcourt of Ashton Hagans (11 points) and Immanuel Quickley (10 points), both sophomores, were solid but were outshined by Maxey.

"He put on a show," MSU head coach Tom Izzo said. "He's got great intangibles. He's happy-go-lucky but plays hard."

The 6-foot-3 guard attacked the basket and made big 3s.

"It was an amazing birthday celebration," Maxey said. "I'm very happy. Happy for me and my guys. It was a lot of fun out there."

Of note ...

- UK improved to 14-11 vs. Michigan State and has won three of the last five matchups, including back-to-back games
- UK is now won 10 of its last 11 season openers, all John Calipari
- UK improved to 6-3 in AP 1-2 matchups but captured its first win in a 1-2 meeting since the second-ranked Wildcats defeated Calipari's top-ranked UMass team 81-74 on March 30, 1996
- The Wildcats defeated the No. 1 team in back-to-back seasons for the first time in school history. UK topped Tennessee 86-69 on Feb. 16
- UK is 3-2 vs. the top-ranked team under Calipari
- Kentucky moved to 5-4 in the State Farm Champions Classic and 2-1 against Michigan State in the event
- UK improved to 38-14 in games in the New York City area and 14-4 in Madison Square Garden
- Kentucky is 188-16 when limiting opponents to 40% or worse from the field and 174-7 when limiting the opponent to 63 points or fewer under Calipari
- The Wildcats improved to 271-6 under Calipari when leading by at least 10 points

Maxey-mum Effort Shines Bright on Basketball's Grandest Stage

Since John Calipari took over the reins of the Kentucky men's basketball program, 27 freshmen have been drafted into the NBA. Of those selections, 25 were taken in the opening round. Twenty-one went in the lottery. Thirteen were top-10 picks. And three have been selected No. 1 overall.

None of those players had the debut that Tyrese Maxey produced Tuesday night. Even more impressive? It happened in perhaps the biggest opening matchup and on the grandest of stages in Madison Square Garden in New York.

A day removed from his 19th birthday, Maxey came off the bench to ignite the Wildcats past the nation's No. 1 team. He scored 26 points on 7 of 12 from the field with a trio of 3-pointers. That mark topped Terrence Jones' 25 points against East Tennessee State in 2010 for the most points by a freshman in their debut as a Wildcat. He also became the first UK freshman to score 20 or more points against the No. 1 ranked team. In fact, it's the most points by any UK player against the No. 1 ranked team since Jamal Mashburn, a sophomore at the time, had 28 in an overtime loss to No. 1 Duke on March 28, 1992.

How Maxey produced may have been equally as remarkable.

His first points didn't come until just after the midway point of the first half, but he scored seven straight points to help Kentucky earn an 11-point halftime lead.

From the 10:03 mark of the second half until a pair of Ashton Hagans' free throws with 37 seconds to play, Maxey scored or assisted on 14 straight UK points to hold off the Michigan State rally led by All-American Cassius Winston.

There was no bigger shot that night though than his final 3-pointer with a minute to play. Michigan State had cut the lead to just two and momentum seemed to be swinging to the veteran-laden Spartans.

In front of, two of the aforementioned former UK stars, John Wall and Jones, as well as NBA Champion Kevin Durant, sitting courtside and with the shot clock winding down, Maxey took 6-foot-6 Aaron Henry off the dribble and launched a shot nearly four feet behind the 3-point line. And with one swish of the net, Maxey etched his name into Kentucky record books and introduced himself to the nation.

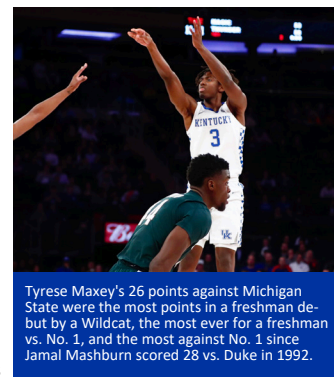
Here's a list of the top performances by a UK player in a debut:

1. Mike Casey (sophomore) - 28 vs. Michigan (12/2/1967)
2. Tyrese Maxey (freshman) - 26 vs. Michigan State (11/5/2019)
- T3. Cotton Nash (sophomore) - 25 vs. Miami, Ohio (12/2/1961)
- T3. Terrence Jones (freshman) - 25 vs. East Tennessee State (11/12/2010)
5. Eric Bledsoe (freshman) - 24 vs. Morehead State (11/13/2009)

Kentucky, Cal vs. No. 1

As if the spotlight on the State Farm Champions Classic wasn't bright enough, the 2019-20 opener featured the top two teams in the country for just the second time in NCAA Division I history.

With Michigan State and Kentucky entering the season ranked No. 1 and No. 2, respectively, it marked the 42nd time since the inception of



Tyrese Maxey's 26 points against Michigan State were the most points in a freshman debut by a Wildcat, the most ever for a freshman vs. No. 1, and the most against No. 1 since Jamal Mashburn scored 28 vs. Duke in 1992.



2019-20 Lead-Deficit Comparison

Opponent	Biggest Lead	Biggest Deficit	Biggest Run	Changes	Ties	Led	Trailed	Result
GC (Exh)	29 (2nd)	N/A	12-0	0	0	38:27	0:00	W, 80-53
KSU (Exh)	33 (2nd)	N/A	10-0	0	1	37:33	0:00	W, 83-51
vs. Michigan St.	13 (2nd)	2 (1st)	9-0	3	4	36:55	0:38	W, 69-62
EKU								
EVANSVILLE								
UTAH VALLEY								
MT. SAINT MARY'S								
LAMAR								
UAB								
FAIRLEIGH DICKINSON								
GEORGIA TECH								
vs. Utah								
vs. Ohio State								
LOUISVILLE								
MISSOURI								
at Georgia								
ALABAMA								
at S. Carolina								
at Arkansas								
GEORGIA								
at Texas Tech								
VANDERBILT								
at Auburn								
MISSISSIPPI ST.								
at Tennessee								
at Vanderbilt								
OLE MISS								
at LSU								
FLORIDA								
at Texas A&M								
AUBURN								
TENNESSEE								
at Florida								
BIGGEST/MOST	13	2	9-0	3	4	36:55	0:38	
TOTALS						36:55	0:38	

the Associated Press Top 25 that the top two teams met during the season. It also marked the ninth time UK has been involved in the matchup. With the 69-62 win over the Spartans on Tuesday, Kentucky is now 6-3 in those games.

It was only the second time in NCAA Division I history the AP No. 1 and No. 2 teams played in their respective season openers. In November 1975, No. 1 Indiana defeated No. 2 UCLA 84-64.

Coincidentally, the last time Kentucky was involved in a No. 1 vs. No. 2 matchup was also against Michigan State in the State Farm Champions Classic. The Spartans, ranked No. 2, won 78-74 in Chicago on Nov. 12, 2013.

Calipari improved to 13-8 as a head coach when both teams are ranked in the top five of the AP Top 25 and 7-4 at Kentucky. He's 6-4 vs. the AP top-ranked team in the land, including 3-2 at Kentucky, regardless of his team's ranking.

According to ESPN, his .600 winning percentage against the No. 1 ranked team is the best of any coach in the history of the AP Top 25 with a minimum of 10 games faced.

Best in the Bluegrass

Kentucky welcomes the first of two in-state foes to Rupp Arena in 2019-20 when Eastern Kentucky comes to town Friday.

UK has dominated teams in the state under John Calipari. Kentucky is 17-2 against in-state foes with Calipari at the helm. Calipari and the Cats are 2-0 against ECU and the Wildcats are 12-0 all-time against the Colonels.

The overall mark also includes a 10-2 record vs. Louisville. Two of the victories over the Cardinals were in postseason play. UK's four-game winning streak was snapped in 2016-17 but the Wildcats won all five meetings played in Rupp Arena, including a 29-point blowout in 2017-18, the third-biggest margin of victory in the history of the series. Louisville's two wins are by a combined six points.

Here's a list of the meetings between the state's two premier programs since Calipari took over at UK:

- Jan. 2, 2010 - UK won 71-62 at Rupp Arena
- Dec. 31, 2010 - UK won 78-63 at the KFC Yum! Center
- Dec. 31, 2011 - UK won 69-62 at Rupp Arena • March 31, 2012 - UK won 69-61 at the Superdome (NCAA Final Four in New Orleans)
- Dec. 29, 2012 - Louisville won 80-77 at the KFC Yum! Center
- Dec. 28, 2013 - UK won 73-66 at Rupp Arena
- March 28, 2014 - UK won 74-69 at Lucas Oil Stadium (NCAA Sweet 16 in Indianapolis)
- Dec. 27, 2014 - UK won 58-50 at the KFC Yum! Center
- Dec. 26, 2015 - UK won 75-73 at Rupp Arena
- Dec. 21, 2016 - Louisville won 73-70 at the KFC Yum! Center
- Dec. 29, 2017 - UK won 90-61 at Rupp Arena
- Dec. 29, 2018 - UK won 71-58 at the KFC Yum! Center

Big-Game Cal, Cats

John Calipari's teams aren't just good against the best teams in the country, they're great. Not only does Kentucky own a 60-31 record (.659) vs. Associated Press Top 25 teams under John Calipari, UK is now 7-4 when both teams are ranked in the AP top five following the win over No. 1 Michigan State.

All-time, Calipari is 13-8 when both teams are ranked in the AP top five. When both teams are ranked in the AP Top 25, Calipari's all-time record is 83-54, including a 52-27 mark at Kentucky. When both are ranked in the top 10 he has a 27-18 record, including 16-11 at UK.

Last season, Kentucky answered the bell of big-time showdowns after an early season lesson vs. Duke. UK was 7-5 vs. AP Top 25 teams, including three victories over top-10 foes. UK is 1-0 in such games thus far this season.

By defeating the top-ranked Spartans, UK knocked off the No. 1 team in consecutive seasons for the first time in program history. Last season, Kentucky downed Tennessee on Feb. 19. With the win over MSU, the Wildcats now have nine victories over the No. 1 team in 24 tries.

Calipari improved to 6-4 vs. the No. 1 team in his career with the win vs. Michigan State, including 3-2 at Kentucky. According to ESPN, Calipari is the only coach with a winning (.600) percentage against No. 1 ranked teams with a minimum of 10 games faced against the No. 1.

Taking Care of Business

Kentucky's 60-31 record vs. opponents ranked in the Associated Press Top 25 in John Calipari's tenure is impressive, but the Wildcats' ability to beat all-comers can't be overlooked. Under Calipari, UK is 246-40 vs. unranked competition, an .860 winning percentage.



NOTES

CATS IN THE NBA

At the beginning of the 2019-20 season, 29 former Wildcats were on an opening-day roster, more than any other school in the country. Kentucky has enjoyed unprecedented success at putting players in the NBA under John Calipari. In the 10 seasons of the Calipari era, 38 players have been selected in the NBA Draft, more than any other school. Included in the recent run are 29 first-round picks, three No. 1 overall selections and 21 lottery selections.

Name	Team
Bam Adebayo	Miami Heat
Eric Bledsoe	Milwaukee Bucks
Devin Booker	Phoenix Suns
Willie Cauley-Stein	Golden State Warriors
DeMarcus Cousins	Los Angeles Lakers
Anthony Davis	Los Angeles Lakers
Hamido Diallo	Oklahoma City Thunder
De'Aaron Fox	Sacramento Kings
Wenyen Gabriel	Sacramento Kings
Shai Gilgeous-Alexander	Oklahoma City Thunder
Tyler Herro	Miami Heat
Keldon Johnson	San Antonio Spurs
Enes Kanter	Boston Celtics
Michael Kidd-Gilchrist	Charlotte Hornets
Brandon Knight	Cleveland Cavaliers
Kevin Knox	New York Knicks
Skal Labissière	Portland Trail Blazers
Trey Lyles	San Antonio Spurs
Darius Miller	New Orleans Pelicans
Malik Monk	Charlotte Hornets
Jamal Murray	Denver Nuggets
Nerlens Noel	Oklahoma City Thunder
Patrick Patterson	Los Angeles Clippers
Julius Randle	New York Knicks
Rajon Rondo	Los Angeles Lakers
Karl-Anthony Towns	Minnesota Timberwolves
Jarred Vanderbilt	Denver Nuggets
John Wall	Washington Wizards
PJ Washington	Charlotte Hornets

Several former Kentucky players are among NBA league leaders in the major statistical categories. Former UK players are in **BOLD**. Stats are through games on Nov. 5. Top 20 is the cutoff.

Points Per Game
1. James Harden (Rockets) - 36.6
8. Anthony Davis (Lakers) - 26.6
T10. Devin Booker (Suns) - 26.1
18. Shai Gilgeous-Alexander (Thunder) - 22.1
Rebounds Per Game
1. Andre Drummond (Pistons) - 19.4
9. Anthony Davis (Lakers) - 10.9
11. Julius Randle (Knicks) - 10.4
19. Bam Adebayo (Heat) - 9.3
Assists Per Game
1. LeBron James (Lakers) - 11.1
T20. De'Aaron Fox (Kings) - 6.3
Blocks Per Game
1. Anthony Davis (Lakers) - 3.0
14. Bam Adebayo (Heat) - 1.7
T18. Nerlens Noel (Thunder) - 1.6
3-Pointers Per Game
1. Damian Lillard (Trail Blazers) - 3.9
19. Devin Booker (Suns) - 2.7
Field-Goal Percentage
1. Montrezl Harrell (Clippers) - .736
15. PJ Washington (Hornets) - .571
3-Point Percentage
1. Meyers Leonard (Heat) - .643
7. Karl-Anthony Towns (Timberwolves) - .529
T9. Devin Booker (Suns) - .500
Free-Throw Percentage
1. Two tied - 1.000
20. Devin Booker (Suns) - .903
Double-Doubles
1. Andre Drummond (Pistons) - 8
T5. Julius Randle (Knicks) - 5
T14. Karl-Anthony Towns (Timberwolves) - 3
T14. Bam Adebayo (Heat) - 3
T14. Anthony Davis (Lakers) - 3
Player Efficiency Rating
1. Kawhi Leonard (Clippers) - 35.04
10. Anthony Davis (Lakers) - 27.97

Kentucky Picked to Win 49th SEC Title

Eleventh-year head coach John Calipari has often described Kentucky as the hunted within the ranks of the Southeastern Conference. With more regular-season and tournament titles than the entire league combined, it's not a far-fetched mantra. If the 2019-20 preseason media poll conducted by the league's media proves true, Kentucky will once again be the pursued.

UK was voted to win their sixth regular-season title under Calipari by the league's media members. Should Kentucky achieve the feat, it would mark the program's 49th overall regular-season title.

It's the 15th time since the 1998-99 season the Wildcats are the overall preseason favorite. Calipari has directed his teams to regular-season SEC crowns in 2010, 2012, 2015, 2016 and 2017. Kentucky has claimed the SEC Tournament title six times under his direction in 2010, 2011, 2015, 2016, 2017 and 2018.

Each school selected media members that cover their team and additional media from across the nation were selected by the conference office to comprise the voting panel. Points were compiled on a 14-13-12-11-10-9-8-7-6-5-4-3-2-1 basis. Each media member also voted for two All-SEC teams.

Hagans, Montgomery, Maxey Preseason All-SEC

In a league as talented as it's ever been, sophomores Ashton Hagans and EJ Montgomery and freshman Tyrese Maxey were tabbed preseason All-Southeastern Conference picks by both the league's media and its coaches.

Hagans was a first-team pick while Maxey and Montgomery were tabbed to the second team. Hagans also received at least one vote for the preseason pick for SEC Player of the Year from the media.

UK has featured at least one player on one of the two end-of-the-season All-SEC teams (media or coaches) since 2006-07.

UK Starts Season at No. 2 in Both Polls

With a mix of talented newcomers and experienced veterans, Kentucky begins the season as the No. 2 team in the Associated Press Top 25 and the USA Today Coaches Poll.

The top five is identical in both polls. Michigan State, who the Wildcats defeated in Madison Square Garden in New York on Tuesday, starts the season at the top, with Kansas coming in at No. 3. Duke was voted fourth and Louisville rounds out the top five. Kentucky picked up two of the possible 65-first place votes in the AP Top 25.

It's the 10th time in 11 seasons the Wildcats begin the season ranked among the nation's top five in the AP Top 25. John Calipari's squad has been ranked in the top two to open play seven times, including in six of the last seven seasons. Calipari has had a team ranked among the top 11 in the preseason AP Top 25 in all 11 seasons at the helm.

With Michigan State going down Tuesday at the hands of the Wildcats on Tuesday, there will likely be a new No. 1 on Monday. Kentucky will certainly have a shot at it -- if it can defeat Eastern Kentucky. UK has appeared atop the AP Top 25 in six of Calipari's 11 seasons.

Kentucky's Schedule Packs a Punch

Kentucky's schedule is always among the toughest in the country and this season will certainly be no different.

UK's nonconference slate alone has seen the Wildcats defeat Michigan State on Tuesday in the State Farm Champions Classic in New York and features upcoming tilts including a two-game trip in Las Vegas with games against Utah (Dec. 18) and Ohio State (Dec. 21 as a part of the CBS Sports Classic), the annual rivalry vs. Louisville on Dec. 28 in Rupp Arena and takes the Wildcats to Texas Tech to play the Red Raiders on Jan. 25.

Seven of UK's 13 nonconference opponents in the upcoming season made a postseason tournament in 2019, five of which made the NCAA Tournament. Both Michigan State (1) and Louisville (5) start the season in the top five of the Associated Press Top 25.

That nonconference schedule will give way to one of the toughest league schedules in the country. UK will play its permanent home-and-away opponents of Florida, Tennessee and Vanderbilt twice, plus host and visit both Auburn and Georgia. The SEC's 15 NCAA Tournament selections over the last two years are second most in the nation.

The nonconference and league schedule combined reveals that 15 of the 26 opponents UK will face played in the postseason in 2018-19, including 11 in the NCAA Tournament, five in the Sweet 16 and three in the Final Four.

Seven Kentucky opponents enter the 2019-20 season ranked in the Associated Press Top 25, including four nonconference opponents in Michigan State (1), Louisville (5), Texas Tech (13) and Ohio State (18).

Showcasing the league's strength, fellow SEC members Florida (6), LSU (22) and Auburn (24) were also ranked among the

Measurables

Wing Span

1. Nick Richards - 7'5"
2. Dontaie Allen - 7'2.50"
3. Nate Sestina - 7'2"
- T4. Keion Brooks Jr. - 7'1"
- T4. Johnny Juzang - 7'1"

Maximum Vertical

1. Kahlil Whitney - 42"
- T2. Keion Brooks Jr. - 37"
- T2. Immanuel Quickley - 37"
- T4. Nick Richards - 36.50"
- T4. Ashton Hagans - 36.50"

Hand Width

- T1. Kahlil Whitney - 11.5"
- T1. Dontaie Allen - 11.5"
3. Nate Sestina - 11"
- T4. Nick Richards - 10.5"
- T4. Keion Brooks Jr. - 10.5"

3/4-Court Sprint

1. Ashton Hagans - 3.11 secs.
- T2. Tyrese Maxey - 3.21 secs.
- T2. Immanuel Quickley - 3.21 secs.
4. Kahlil Whitney - 3.25 secs.
5. Brennan Canada - 3.31 secs.

Body Fat

1. Kahlil Whitney - 5.60%
2. Immanuel Quickley - 6.51%
3. Ashton Hagans - 7.00%
4. Tyrese Maxey - 7.21%
5. Nate Sestina - 7.31%

185-Pound Bench Press

1. Nick Richards - 18 reps
2. EJ Montgomery - 9 reps
3. Johnny Juzang - 8 reps
- T4. Whitney, Hagans, Welch - 6 reps



AP Top 25. Four more teams in Tennessee, Missouri, Mississippi State and Alabama sit just outside the top 25 and received votes. Kentucky plays Florida and Auburn twice, resulting in nine total matchups in 2019-20 against top-25 opponents.

Watch out for these Wildcats

Stocked full of some of the nation's top talent, a handful of Wildcats are on a number of national preseason watch lists:

- Ashton Hagans - John R. Wooden Award (Los Angeles Athletic Club National Player of the Year), Citizen Naismith Trophy (Atlanta Tipoff Club NPOY), Lute Olson Award (NPOY), Bob Cousy Award (Naismith Memorial Basketball Hall of Fame's best point guard)
- Tyrese Maxey - Wooden Award, Naismith Trophy, National Association of Basketball Coaches Division I Player of the Year, Jerry West Award (HOF's best shooting guard)
- EJ Montgomery - Karl Malone Award (HOF's best power forward)
- Kahlil Whitney - Julius Erving Award (HOF's best small forward)

Health Report

Just nine days after spraining his left ankle vs. Georgetown College in the first of two exhibition game, Nick Richards returned to game action in the upset of No. 1/1 Michigan State on Tuesday. He provided 25 important minutes with seven points and five rebounds.

Dontaie Allen and Zan Payne continue to work their way back from previous surgeries.

Allen, who had surgery to repair a torn ACL last winter, participated in strength and conditioning programs and has participated in recent individual workouts.

Payne, who redshirted last season after suffering a knee injury at the end of his high school career, went through a rigorous rehab program over the summer and continues to work his way back to the court.

Timetables for their first available game action has not been determined at this point.

UK Leads Nation with 29 Players on NBA Rosters

Some were certainly projected as can't-miss NBA prospects. But others were supposed to take several years to get there. Some had NBA potential but developed and blossomed in college. And others learned how to grind before they left school and carved their own path.

No matter what road they took to get there, for a large chunk of players on 2019-20 NBA opening-day rosters, the journey began at Kentucky.

As the 2019-20 NBA season began, 29 players on NBA opening-day rosters (including two-way and inactive lists) played and finished their college basketball careers at the University of Kentucky. Underscoring the fact that no other school in the country can match UK's ability to develop players and put them in the NBA, Kentucky's 29 players are once again the most of any college basketball program, beating the next-closest school (Duke with 24) by five players.

Of the 496 players in the NBA to start the 2019-20 season, 5.8 percent played and finished

their college basketball careers at UK. There are actually fewer teams without a Wildcat (12) than there are NBA teams featuring Wildcats (18).

Kentucky's NBA dominance is best represented in Charlotte, Los Angeles (Lakers) and Oklahoma City, where a combined nine Wildcats now play at the highest level of the game. Former UK stars Michael Kidd Gilchrist (2012), Malik Monk (2017) and PJ Washington (2018-19) call Charlotte their home; DeMarcus Cousins (2010), Anthony Davis (2012) and Rajon Rondo (2005-06) play for the Lakers; and Hamidou Diallo (2017-18), Shai Gilgeous-Alexander (2018) and Nerlens Noel (2013) suit up for OKC.

Five other franchises – the Denver Nuggets (Jamal Murray [2016], Jarred Vanderbilt [2018]) the Miami Heat (Bam Adebayo [2017], Tyler Herro [2019]), the New York Knicks (Julius Randle [2014], Kevin Knox [2018]), the Sacramento Kings (De'Aaron Fox [2017], Wenyen Gabriel [2017-18]) and the San Antonio Spurs (Keldon Johnson [2019], Trey Lyles [2015]) – open the season with at least two Wildcats apiece.

Rondo, now entering his 14th season, is the most experienced Kentucky player in the league, while Herro, Johnson and Washington are all in their rookie seasons.

Of the 29 Wildcats on an opening-day NBA roster, head coach John Calipari has coached 28 of them. With Derrick Rose (Detroit Pistons), who played for Calipari during the 2006-07 season at Memphis, Calipari has coached 29 players on 2019-20 opening-day rosters.

Kentucky has enjoyed unprecedented success at putting players in the NBA under Calipari. In the 10 seasons of the Calipari era, 38 players have been selected in the NBA Draft, more than any other school. Included in the recent run are 29 first-round picks, three No. 1 overall selections (Davis, Karl-Anthony Towns and John Wall) and 21 lottery selections.

Calipari's players are not only reaching the next level, they are succeeding when they do. His players have garnered 20 All-Star selections, with Davis winning the game's MVP honor in 2017. Rose was named league MVP in 2011. Five of his players have been tabbed All-NBA (Rose, Wall, Davis, Cousins and Towns), three have been named NBA Rookie of the Year (Rose, Tyreke Evans and Towns), and 12 players from Calipari's first nine teams at Kentucky have made the NBA All-Rookie teams.

Using figures compiled by basketball-reference.com and spotrac.com, Calipari-coached players only (which includes Rose but not Rondo) have amassed more than \$2.26 billion in career NBA contracts. In the 10 seasons Calipari has been the head coach at Kentucky, his players have totaled nearly \$1.9 billion in NBA contracts.

In just the 2019-20 season alone, UK players are slated to make more than \$255 million. Calipari-coached players only (which includes Rose but not Rondo) will make more than \$260 million.

Among the most noteworthy performances of the season so far:

- Washington hit seven 3-pointers on opening night en route to a rookie franchise-record 27 points in his debut. The seven 3-pointers are the most by any player in an NBA debut in the history of the league.

UK's Record vs. AP Ranked Opponents and as an AP Ranked Opponent Under Cal

	Opponent Rank																												
Kentucky (RK)	1	2	3	4	5	6	7	8	9	10	11	12	13	14	15	16	17	18	19	20	21	22	23	24	25	RV	NR	TOTAL	
1	-	0-1	0-1	1-0	2-0	2-0	-	2-0	1-0	-	0-1	-	-	-	-	2-0	1-0	1-0	-	1-0	3-0	1-0	-	-	-	6-2	46-2	69-7	
2	1-0	-	-	0-1	1-0	0-1	-	-	-	-	-	1-0	1-0	-	1-0	-	1-0	-	0-1	-	-	-	-	-	-	4-0	23-0	33-3	
3	-	-	-	1-0	-	-	-	-	0-1	-	-	1-0	-	-	-	-	-	-	-	0-1	-	-	-	-	-	-	1-0	17-0	20-2
4	-	0-1	-	-	-	-	0-1	0-1	-	-	-	-	1-0	-	-	-	-	-	-	-	-	-	-	-	1-0	2-0	9-2	13-5	
5	1-0	-	-	-	-	0-1	-	-	-	1-0	-	-	-	-	-	-	-	-	0-1	-	-	-	-	1-0	-	1-0	9-0	13-2	
6	-	-	-	-	-	-	1-0	1-0	-	0-1	-	-	-	-	-	-	-	-	1-0	-	-	-	-	-	-	1-0	8-0	12-1	
7	-	-	-	0-1	-	-	-	-	-	-	1-0	-	-	0-1	-	-	-	-	1-0	-	-	-	-	-	-	-	5-1	7-3	
8	-	-	-	-	-	-	-	-	1-0	-	-	-	1-0	-	-	-	-	-	-	-	-	1-0	-	0-1	-	2-3	11-0	16-4	
9	-	-	-	-	-	-	-	-	-	-	-	-	-	-	-	-	-	-	-	-	-	-	-	-	-	-	3-2	3-2	
10	-	-	-	-	-	-	-	-	-	-	-	-	-	0-1	-	-	-	-	-	-	-	-	-	-	-	0-3	10-1	10-5	
11	1-0	-	-	-	-	-	1-0	-	0-1	-	-	-	1-0	-	-	-	-	0-1	-	-	-	2-0	-	-	-	-	6-1	11-3	
12	-	-	-	-	-	-	-	-	-	-	-	-	-	1-0	-	1-0	-	-	-	-	-	-	-	-	-	1-0	2-1	5-1	
13	-	-	-	-	-	-	-	-	-	-	-	-	-	-	-	-	-	-	-	-	-	-	-	-	-	-	6-2	6-2	
14	-	-	0-1	-	-	-	-	-	-	-	-	-	-	-	-	-	-	-	-	-	-	-	-	-	-	1-1	7-1	8-3	
15	-	-	-	-	-	-	-	-	-	-	-	1-0	-	-	-	-	-	-	-	-	-	-	-	-	-	1-0	3-0	5-0	
16	-	-	-	-	-	-	-	-	-	-	-	-	-	-	-	-	1-0	-	-	-	-	-	-	-	-	2-0	4-1	7-1	
17	-	-	-	-	-	-	-	-	-	-	-	-	-	-	-	-	-	-	-	-	-	-	1-1	-	-	-	3-2	4-3	
18	-	-	-	-	-	-	-	-	-	-	-	-	-	-	-	-	-	-	-	-	-	-	0-1	-	-	3-2	6-2	9-4	
19	-	-	-	1-0	-	-	-	-	1-0	-	-	-	-	-	-	-	-	-	-	-	-	-	-	-	-	-	2-0	4-0	
20	-	-	-	0-1	-	-	-	-	-	-	-	-	-	-	-	-	-	-	-	-	1-0	-	-	-	-	-	3-1	4-2	
21	-	-	-	-	-	-	-	-	-	-	-	-	-	-	-	-	-	-	-	-	-	-	-	-	-	1-0	2-1	3-1	
22	-	-	-	-	-	-	-	-	-	-	-	-	1-0	-	-	-	-	-	-	-	-	-	-	-	-	1-0	5-1	7-1	
23	-	-	-	-	-	-	-	-	-	-	-	-	-	-	-	-	-	-	-	-	-	-	-	-	-	0-1	3-0	3-1	
24	-	-	-	-	-	-	-	-	-	-	-	-	-	-	0-1	-	-	-	-	-	-	-	-	-	-	-	0-1	0-2	
25	0-1	-	-	-	-	-	0-1	-	-	-	-	-	-	-	-	-	-	-	-	-	-	-	-	-	-	-	1-1	1-3	
RV	0-1	1-0	-	-	1-0	-	2-0	-	-	0-1	-	1-0	1-0	-	-	-	-	0-1	-	-	-	-	-	-	-	-	-	6-3	6-3
NR	-	-	-	0-1	-	-	-	-	-	-	1-0	-	-	-	-	1-0	-	-	-	-	-	-	-	-	-	-	-	2-1	2-1
TOTAL	3-2	1-2	0-2	3-4	4-1	2-1	4-2	3-1	3-2	1-2	2-1	4-0	5-0	2-2	1-1	4-0	3-0	1-2	2-2	1-1	4-0	4-0	1-2	1-1	1-0	Total	281-65	Total	60-31



NOTES

Points Per Possession

Game	Off. PPP	Def. PPP
vs. Michigan State	0.96	0.86
EASTERN KENTUCKY		
EVANSVILLE		
UTAH VALLEY		
MOUNT ST. MARY'S		
LAMAR		
UAB		
FAIRLEIGH DICKINSON		
GEORGIA TECH		
vs. Utah		
vs. Ohio State		
LOUISVILLE		
MISSOURI		
at Georgia		
ALABAMA		
at South Carolina		
at Arkansas		
GEORGIA		
at Texas Tech		
VANDERBILT		
at Auburn		
MISSISSIPPI STATE		
at Tennessee		
at Vanderbilt		
OLE MISS		
at LSU		
FLORIDA		
at Texas A&M		
AUBURN		
TENNESSEE		
at Florida		

Overall

UK offensive high - 0.96 vs. Michigan State
UK offensive low - 0.96 vs. Michigan State
Kentucky SEC offensive high -
Kentucky SEC offensive low -
Kentucky postseason high -
Kentucky postseason low -
Opponent offensive high - 0.86, Michigan State
Opponent offensive low - 0.86, Michigan State
Opponent SEC offensive high -
Opponent SEC offensive low -
Opponent postseason high -
Opponent postseason low -

Clutch Free Throws

Free-throw totals during a single-digit game with 5:00 to play or OT:		
Player	FTs	Pct.
Ashton Hagans	2-2	1.000
Kahlil Whitney	0-1	.000
Kentucky	2-3	.667

He had 17 points at halftime, the most by a rookie at halftime in a season opener in more than 20 years

- Towns was named the Western Conference's Player of the Week following the opening week of action on Oct. 28. He averaged 32.0 points, 13.3 rebounds and 3.0 steals per game in three wins for the Timberwolves. According to NBA Stats, he is just the sixth player in NBA history to record at least 35 points and 10 rebounds in each of his first two games of the season
- On Oct. 29, Davis became the sixth different player in Lakers history with at least 40 points and 20 rebounds in a game, and the first since Shaquille O'Neal in 2003. He was believed to be the first player to record 40 points and 20 rebounds in 30 minutes or less
- Herro scored 29 points against the Hawks on Oct. 29 for a franchise record for a rookie off the bench. It's the most points for a Heat rookie since Dwyane Wade in 2004. He recorded 19 points on 5-of-6 shooting in the second quarter to become the first Heat rookie to score 19 points in a quarter since Caron Butler in 2003
- Davis earned Western Conference Player of the Week honors on Nov. 4 after logging 32.0 points, 13.0 boards and 2.7 blocks per game. It's his sixth such honor, the second most by a Wildcats, behind only Wall. It's the first time former UK players have gone back-to-back since Towns and Davis in November 2017
- In scoring 40 points on 15-of-19 shooting in Phoenix's win over the previously undefeated Philadelphia 76ers, Devin Booker notched a handful of milestones. According to the Suns, he became the eighth-youngest player in NBA history to reach 6,000 points and moved into second place in franchise history with 10 40-point games

Three Players Drafted in 2019

Kentucky's aforementioned presence in the NBA was bolstered by yet another strong NBA Draft. Three players -- PJ Washington (12th to the Charlotte Hornets), Tyler Hero (13th to the Miami Heat) and Keldon Johnson (29th to the San Antonio Spurs) were all selected in the 2019 NBA Draft.

All three impressed in the NBA Summer League and preseason games.

In 10 seasons with John Calipari at the helm, Kentucky has churned out three No. 1 selections, 29 first-rounders, 21 lottery picks and 38 total players in the NBA Draft. The 38 draft picks are nearly twice as many as the next school (Duke). With another surge of first-round picks, Kentucky has more first-round selections (39) than any other school in the NBA lottery era (since 1985).

Another Elite Eight Appearance in 2019

Kentucky made its nation-leading 58th all-time appearance and sixth straight in the NCAA Tournament in 2019 (59 on-court appearances as the 1988 appearance was vacated) and its 34th Elite Eight since 1951 (the first year when teams had to win one game to advance to the regional finals). The 34 Elite Eight berths are more than any other school.

The Wildcats, the No. 2 seed in the Midwest, earned their way to the regional finals by defeating Abilene Christian 79-44 and Wofford 62-56 in Jacksonville, Florida, before earning a 62-58 win over Houston in Kansas City, Missouri. UK lost in overtime to Auburn to end the season.

For the season, the Wildcats went 30-7 -- UK's fifth 30-win season under John Calipari -- with a 7-5 record vs. Associated Top 25 opponents.

With another banner season, UK continues to lead the country in several key categories in the 10 seasons since Calipari took over the reins:

- Total wins (306)
- NCAA Tournament wins (31)
- Final Four appearances (four)
- Elite Eight appearances (seven)
- Sweet 16 appearances (eight)

The Core Four

Kentucky's annual "graduation day" -- the NBA Draft -- once again resulted in big roster losses for the Wildcats, but UK returns a solid core of four players who played important parts during the successful 2018-19 season.

Junior Nick Richards and sophomores Ashton Hagans, Immanuel Quickley and EJ Montgomery returned to UK for the 2019-20 season, providing head coach John Calipari with valuable experience

to go alongside another talented recruiting class.

The Wildcats return 36.8 percent of their minutes and 27.2 percent of their points from last season with the quartet of Hagans, Quickley, Montgomery and Richards. Combined, the four made 50 starts last season.

Hagans headlines the returners after sharing Southeastern Conference Defensive Player of the Year honors last season. The CollegeInsider.com Kyle Macy Freshman All-America Team and CollegeInsider.com Lefty Drisell Defensive All-America Team selection totaled 61 steals in 2018-19, tied for the third most by a UK freshman in program history. He also averaged 7.7 points and 4.3 assists per game.

Quickley showed as much improvement last season as any player on the roster and evolved into a consistent shot-maker by conference play. He made 30 3-pointers and shot 82.8 percent from the free-throw line.

Montgomery displayed his versatility and ability in 37 appearances and 10 starts. His best game was an 11-point, 13-rebound effort vs. South Carolina.

Richards has appeared in 74 games with 40 starts over the last two seasons. He's blocked 80 shots -- including a team-best 47 in 2018-19 -- over that time with 286 rebounds.

UK also welcomes back guard/forward Zan Payne, who red-shirted last season as he recovered from a knee injury.

As for the young talent ...

What's New? Young and Talented Again

If it's not an annual certainty at this point, it's at least become a yearly expectation for John Calipari to reel in a top-ranked recruiting class every season. He's only done it in every year at Kentucky. This year's group is no exception.

The six-man freshman class includes guards Tyrese Maxey, Johnny Juzang and Dontae Allen and forwards Keion Brooks Jr., Kahlil Whitney and walk-on Brennan Canada.

Officially the class was ranked No. 2 in the country by the Recruiting Services Consensus Index at the end of the high school season -- making Calipari 11 for 11 when it comes to top-three ranked recruiting classes -- but even the No. 2 ranking might not do this class justice.

Talent aside -- and this one has plenty of it -- this collection of prospects could be one of Calipari's best because of its versatility. Calipari checked just about every box in putting this class together.

There are shooters. There are playmakers. There is athleticism and toughness. Yes, there is a nice mix of guards and forwards, but this class is once again made up of "position-less" players, giving the Wildcats a number of options to attack teams.

And it doesn't even officially include newcomer Nate Sestina, an All-Patriot League selection (more on him below).

Of the six incoming freshmen, all five scholarship players are consensus five- or four-star prospects, three played in the Jordan Brand Classic and two in the McDonald's All American Game (Juzang was not eligible as a late reclassification).

The New Old Guy

After a successful season with Stanford graduate transfer Reid Travis, who played a key role in Kentucky advancing to the 2019 Elite Eight, UK added a graduate transfer for a second straight season. Nate Sestina, a forward from Bucknell, will join the Wildcats for 2019-20.

Although he's a different player on the court than Travis, he's expected to bring a similar blend of talent and experience.

The 6-foot-9, 234-pound forward emerged last season as a versatile big man for Bucknell who can impact the game both inside



Core Four vs. Michigan State:

Hagans: 11 pts., 3 assists, 1 steal
Quickley: 10 pts., 5 rebs., 2 steals
Richards: 7 pts., 4 rebounds
Montgomery: 4 pts., 2 blocks



the paint and on the perimeter. In his first season as a starter, Sestina averaged 15.8 points per game, a team-high 8.5 rebounds and 1.1 blocks.

Sestina shot 53.6 percent from the floor but did his damage from all over the floor. He made 41 3-pointers in his senior season at a 38.0 percent clip.

The All-Patriot Second Team selection ranked sixth in the league in scoring and second in rebounding. He scored in double figures in 27 of 31 games and posted 11 double-doubles. He scored 20 or more points in 10 games, including his final two games that led to Patriot League All-Tournament Team honors.

He's shown his ability to make shots from the floor in the preseason, drawing high praise from head coach John Calipari, who has called him a bigger, stronger Derek Willis because of his ability to stretch the floor and hit shots.

Sestina is the third graduate transfer under Calipari, joining Travis from last season and Julius Mays in 2012-13. He transferred to UK to pursue a master's degree after graduating with his undergraduate degree in geography from Bucknell.

Other Roster Moves: Welch, Jordan Add Depth

Even with key returners, a deep and talented recruiting class, and the addition of graduate transfer Nate Sestina, Kentucky suffered major losses from last season. Four Wildcats are playing professionally, Jonny David graduated, and Brad Calipari and Jemarl Baker Jr. transferred. From a numbers standpoint, UK needed more depth.

The Wildcats found some with the additions of junior walk-on Riley Welch and redshirt sophomore Ben Jordan, who plays on the Kentucky baseball team.

Welch, a 6-foot guard from Colorado, suited up for UC Irvine in 2017-18 and played last season at College of the Desert in Palm Desert, California. He saw action in 27 games as a true freshman at UC Irvine and scored 14 points.

Last season, at College of the Desert, Welch appeared in 27 games. He averaged 8.2 points for the Roadrunners in addition to 5.0 assists, 3.5 rebounds and 31 made shots from behind the arc.

Welch appeared to be the last addition to the team, but Calipari made a late add -- announcing the official move on the day of the Blue-White Game -- with Jordan, a 6-9 forward. With a thin frontcourt, the Wildcats brought in Jordan, a physical, 250-pound post player, to assist in practice.

Although Jordan is a highly regarded baseball prospect with a lively arm, he's also a talented basketball player. He played at West Carter High School in Olive Hill, Kentucky, where he was the all-time leading rebounder and shot blocker and the eighth all-time leading scorer.

Jordan won Eastern Kentucky Conference Defensive Player of the Year in his senior season in addition to EKC First Team honors. He averaged 12.2 rebounds a contest in his final year.

Jordan is expected to be a major part of the UK baseball team in the spring. A 2016 Under Armour All-American in high school, he appeared in 10 games last season after redshirting in 2018 with an injury. Over the summer, playing for the Gaithersburg Giants of the Cal Ripken College Baseball League, Jordan appeared in seven games with six starts. He went 1-1 with a 2.70 ERA in 26.2 innings, allowing just 14 hits while striking out 36 en route to First Team All-Cal Ripken League honors.

Jordan is Kentucky men's basketball's first multi-sport player since Nehemiah "Junior" Braddy, who played four seasons with the basketball team (1990-93) and one with the baseball team (1991). It's worth noting that while former UK basketball player E.J. Floreal played both basketball (2014-16) and track at Kentucky, he didn't begin his track career until after leaving basketball.

Hold Them to 55 Points, 40 Percent

Defense has always been a recipe for success for the Wildcats under John Calipari. The special ingredient: 55 points. UK is a perfect 74-0 under Calipari when holding the opponent to 55 points or fewer, including 10-0 last season. The Wildcats are 174-7 (.961) under Calipari when limiting the opponent to 63 points or less. Kentucky's 61-59 loss to Tennessee in 2017-18 snapped a 60-game winning streak when holding the opponent to 63 or less.

Kentucky has also fared well when it keeps its opponents to 40 percent or less from the floor. UK is 188-16 (.922) against opponents under Calipari when its field-goal percentage is 40 percent or lower. UK was 18-1 in such games a season ago and held Michigan State to 39.3% in the opener.

S-E-C! S-E-C! S-E-C!

Kentucky has the unquestionable reputation as the league's gold standard. Since the SEC's inception in 1932-33, the Wildcats are the most dominant team in the league, recording a 997-281 mark (.780) in regular-season conference play. Only one other team has won more than 750 regular-season SEC games (Alabama), and no other team owns a better winning percentage.

- Kentucky has averaged 11.6 wins and only 3.3 losses per season in 86 seasons in the SEC
- UK has won 48 SEC titles and 31 SEC Tournament championships
- The Wildcats have won 16 of the last 28 SEC Tournament titles
- Kentucky has captured at least a share of five of the last 10 SEC regular-season championships under head coach John Calipari
- UK has played in the championship game of the SEC Tournament in eight of Calipari's 10 seasons, winning the tournament six times
- Seven teams made the 2019 NCAA Tournament field, tied for the second most of any league in the country
- The SEC had two teams in the Elite Eight, one in the Final Four and went 12-7 in NCAA Tournament games in 2019
- Four SEC teams start the season in the Associated Press Top 25. In addition to UK, SEC members Florida (6), LSU (22) and Auburn (24) were also ranked. Four more teams in Tennessee, Missouri, Mississippi State and Alabama sit just outside the top 25 and received votes

Cats Don't Count on the Long Ball

New rules this season that moved the 3-point line to the international basketball distance of 22 feet, 1.75 inches shouldn't be concerning for the Wildcats.

For one, with this guard- and wing-oriented team, the 2019-20 team not only has capable shooters, it has a stable of them.

But maybe more pertinent, Kentucky has not relied on the 3-point shot under John Calipari. While the trend nationally has seen teams take more 3-point shots than ever before, UK has bucked the trend and played to the style that's best suited that particular group.

The highest percentage of 3-point shots taken under Calipari was the 2010-11 Final Four team that lofted 32.4 percent of its shots from beyond the arc. No surprise, that team that consisted of Brandon Knight and Doron Lamb on the perimeter is also Calipari's top 3-point shooting team at Kentucky.

Calipari likes his teams to take between 20 to 24 3-point attempts per game. UK took 18 3-point attempts against Michigan State and made 33.3%.

Year	% of Attempts from 3	3-Point FG Pct.
2009-10:	.313	.331 (lowest)
2010-11:	.324 (highest)	.397 (highest)
2011-12:	.265	.378
2012-13:	.293	.346
2013-14:	.276	.332
2014-15:	.271	.349
2015-16:	.310	.366
2016-17:	.316	.353
2017-18:	.258 (lowest)	.357
2018-19:	.296	.354

Lineup Comparison

A breakdown of Kentucky's lineups:

Most Frequent Lineups	Total Minutes	Points For	Points Against	+/-	+/- per 40 min.
Hagans, Sestina, Whitney, Quickley, Montgomery	5:14	10	9	+1	+7.64
Sestina, Whitney, Quickley, Richards, Maxey	4:21	11	4	+7	+64.37
Hagans, Sestina, Quickley, Richards, Maxey	3:21	4	5	-1	-11.94
Sestina, Quickley, Richards, Maxey, Brooks	3:07	5	3	+2	+25.67
Hagans, Sestina, Whitney, Richards, Maxey	2:21	2	8	-6	-102.13
Hagans, Sestina, Quickley, Maxey, Brooks	2:21	5	4	+1	+17.02
Hagans, Sestina, Whitney, Maxey, Brooks	1:57	2	0	+2	+41.03
Hagans, Sestina, Whitney, Quickley, Richards	1:48	2	3	-1	-22.22
Hagans, Whitney, Quickley, Montgomery, Richards	1:38	3	4	-1	-24.49
Hagans, Sestina, Quickley, Montgomery, Maxey	1:36	5	3	+2	+50.00



NOTES

Always Efficient

According to Ken Pomeroy's calculations on kenpom.com, UK's teams under John Calipari have consistently ranked among the most efficient teams in the country per possession.

Year	Offense (Rank)	Defense (Rank)	Overall
2020	112.1 (6)	83.4 (1)	2nd
2019	117.6 (14)	90.1 (8)	8th
2018	115.8 (24)	95.4 (22)	17th
2017	119.1 (12)	91.4 (7)	4th
2016	120.4 (5)	98.0 (53)	6th
2015	119.3 (5)	86.5 (2)	1st
2014	117.6 (10)	96.9 (41)	11th
2013	108.8 (42)	99.1 (129)	42nd
2012	122.9 (2)	88.2 (9)	1st
2011	118.1 (7)	90.4 (15)	6th
2010	116.1 (15)	86.2 (6)	3rd

**through games played on Nov. 5*

Cats Deliver the Knockout Punch

UK is 261-6 (.978) in the John Calipari era when leading by at least 10 points at any time in the contest.

When Kentucky couldn't put away Auburn in the 2019 Elite Eight after leading by as many as 11 points in the first half, it was the first time the Wildcats let a double-digit lead wind up in a loss since losing a 14-point lead to South Carolina in 2017-18. Five of the six losses are to conference opponents.

Perhaps most impressive of all is that 70.8 percent of games Calipari has coached in at Kentucky have produced 10-point leads at some point during the game for UK. The Wildcats have led by 10 points or more in a whopping 85.3 percent of Calipari's 306 career wins at Kentucky.

Bounce Back

The Wildcats don't lose very often during the John Calipari era, but when they do, they almost always bounce back. UK is 50-12 under Calipari following a loss (record does not count end-of-season losses).

The Wildcats have only lost back-to-back games 12 times during the Calipari era with three of those losses having come during a four-game losing streak from Feb. 3-14, 2018. That was the first four-game losing streak under Calipari.

Previously, the last time UK lost four games in a row was in February 2009, when the Wildcats dropped four straight games to end the regular season. It was the first time Calipari had lost four straight since the end of the 2004-05 season at Memphis.

Cousins Inducted into UK Athletics Hall of Fame

DeMarcus Cousins was inducted into the UK Athletics Hall of Fame as a member of the 2019 class in September.

Cousins was one of the key players on the 2009-10 Kentucky team that went to the Elite Eight in John Calipari's first season at UK. Cousins was named an NCAA Consensus Second Team All-American, including first-team recognition from the Associated Press, the 2010 Southeastern Conference Freshman of the Year by the league's coaches, and an All-SEC First Team (AP and coaches) selection.

While at UK, Cousins led the Wildcats to a No. 1 national ranking, an SEC regular-season championship and an SEC Tournament championship. He averaged 15.1 points and 9.9 rebounds and concluded freshman season with eighth-most rebounds in a single season in UK history with 375.

Following his one season in Lexington, Cousins was selected by the Sacramento Kings with the fifth overall pick in the 2010 NBA Draft. He's since gone on to a highly successful NBA career. He is a four-time NBA All-Star, was named to All-NBA Second Team in 2015 and 2016, and averaged double figures in all of his nine seasons in the league, including 20-plus points in five of them.

Family Returns Home for Alumni Weekend

Kentucky has held a number of alumni functions in recent seasons, including alumni games, Big Blue Madness and reunions for elite teams, but UK welcomed back any and everyone with ties to the program for an alumni weekend Oct. 18-19. Former players, coaches, staff members, managers and more were invited back.

Festivities included the Blue-White Game, tours of the practice facility

Saturday morning, lunch, practice and a reception Saturday night. Approximately 90 former players, coaches and staff members -- plus their family and friends -- spanning eight different decades were in attendance.

Success Rate

The Wildcats received an NCAA award in the spring of 2019 for placing in the top 10 percent of all men's basketball teams in the country in the NCAA's annual Academic Progress Rate. UK scored a perfect 1,000. It's the fifth straight year the men's basketball team received the award and the sixth time since 2009.

The APR provides a real-time look at a team's academic success by the progress of each student-athlete on scholarship. The APR measures academic eligibility, retention and graduation. The scores are a four-year composite, covering the 2014-15 through 2017-18 school years.

Every Division I sports team across the nation calculates its APR each academic year, similar to a report card. Scholarship student-athletes each semester earn one point for remaining eligible and one point for staying in school or graduating.

UK has received a perfect 1,000 mark in each of the last six single-year APR rates.

The NCAA cut score to compete in the 2019-20 postseason is a 930 four-year APR. Teams scoring below 930 can face consequences intended to direct additional focus on academics. Those penalties can include practice restrictions and playing-season reductions.

Misc. Stats

Charges Drawn

Nick Richards - 1
Nate Sestina

First Sub

Nick Richards - 1

Five-Second Violations

Forced by Kentucky - 0
Forced by Opponent - 0

10-Second Violations

Forced by Kentucky - 0
Forced by Opponent - 0

Shot-Clock Violations

Forced by Kentucky - 1
Forced by Opponent - 1

Tipoffs (including OT)

Won by Kentucky - 0
Won by Opponent - 1

Traditional 3-Point Plays

Ashton Hagans - 1

Traditional 4-Point Plays



KENTUCKY BY THE NUMBERS

Date	Opponent	Result	Points	Rebounds	Blocks	Steals	Assists
O. 27	GEORGETOWN COLLEGE (Exh.)	W, 80-53	Quickley - 16	Sestina - 10	Montgomery - 3^	Hagans - 4^	Hagans - 10^
N. 1	KENTUCKY STATE (Exh.)	W, 83-51	Two tied - 15^	Brooks Jr. - 9^	Whitney - 3^	Three tied - 3^	Hagans - 9^
N.5	#1/1 Michigan State ¹	W, 69-62	Maxey - 26^	Sestina - 6	Montgomery - 2^	Quickley - 2^	Hagans - 3
N.8	EASTERN KENTUCKY						
N.12	EVANSVILLE						
N.18	UTAH VALLEY ²						
N.22	MOUNT ST. MARY'S ²						
N.24	LAMAR ²						
N.29	UAB ²						
D.7	FAIRLEIGH DICKINSON						
D. 14	GEORGIA TECH						
D.18	Utah ³						
D.21	Ohio State ⁴						
D.28	LOUISVILLE						
J. 4	MISSOURI*						
J. 7	at Georgia*						
J. 11	ALABAMA*						
J. 15	at South Carolina*						
J. 18	at Arkansas*						
J. 21	GEORGIA						
J. 25	at Texas Tech ⁵						
J. 29	VANDERBILT*						
F. 1	at Auburn*						
F. 4	MISSISSIPPI STATE*						
F. 8	at Tennessee*						
F. 11	at Vanderbilt*						
F. 15	OLE MISS*						
F. 18	at LSU*						
F. 22	FLORIDA*						
F. 25	at Texas A&M*						
F. 29	AUBURN*						
M. 3	TENNESSEE*						
M. 7	at Florida*						
			Times Led	Times Led	Times Led	Times Led	Times Led
			Maxey - 1	Sestina - 1	Montgomery - 1	Quickley - 1	Hagans - 1

All home games in **BOLD CAPS**; ExhibitionS in **BOLD ITALICS**

*SEC game, ^ game high

1 - Champions Classic (Madison Square Garden | New York)

2 - BBN Showcase (Rupp Arena)

3 - (T-Mobile Arena | Las Vegas)

4 - CBS Sports Classic (T-Mobile Arena | Las Vegas)

5 - BIG 12/SEC Challenge (Rupp Arena)

6 - SEC Tournament (Bridgestone Arena | Nashville, Tenn.)

Comparing the Calipari Era

A look at the statistics throughout the John Calipari era following the first game ...

Year	FG%	Opp. FG%	3-Pt. FG%	FT%	RPG	Assists	TOs.	Blocks	Steals	Points	PPG	Record
2019-20	.380	.393	.333	.781	30.0	9	10	3	4	69	69.0	1-0
2018-19	.441	.544	.235	.737	37.0	17	15	5	1	84	84.0	0-1
2017-18	.394	.411	.333	.696	38.0	17	14	8	11	73	73.0	1-0
2016-17	.500	.442	.278	.667	28.0	21	13	8	12	87	87.0	1-0
2015-16	.560	.431	.353	.667	34.0	16	20	8	6	78	78.0	1-0
2014-15	.486	.313	.214	.737	51.0	13	13	10	8	85	85.0	1-0
2013-14	.467	.386	.273	.625	49.0	12	7	6	8	89	89.0	1-0
2012-13	.429	.333	.462	.643	38.0	12	12	11	5	72	72.0	1-0
2011-12	.613	.317	.400	.800	51.0	24	9	13	8	108	108.0	1-0
2010-11	.485	.377	.500	.391	51.0	18	10	7	4	88	88.0	1-0
2009-10	.500	.385	.211	.679	43.0	12	24	8	3	75	75.0	1-0



MISCELLANEOUS STATS

Team Leaders														
GAME LEADERS						GAMES WITH								
NO.	NAME	PTS.	REBS.	BLKS.	ASSTS.	STLS.	10+ PTS	20+ PTS	10+REBS	3+ASSTS	3+BLKS	3+STLS	3+3s	DOUBLE-DOUBLE
0	Ashton Hagans	- (2)	- (1)	- (1)	1 (27)	- (17)	1 (14)	- (1)	-	1 (30)	-	- (10)	-	- (1)
1	Nate Sestina*	- (9)	1 (28)	- (32)	-	- (12)	- (40)	- (10)	- (12)	- (9)	- (5)	-	- (4)	- (11)
2	Kahlil Whitney	-	-	-	-	-	-	-	-	-	-	-	-	-
3	Tyrese Maxey	1 (1)	-	-	-	-	1 (1)	1 (1)	-	-	-	-	1 (1)	-
4	Nick Richards	- (1)	- (12)	- (28)	-	-	- (9)	- (1)	- (3)	-	- (12)	-	-	- (1)
5	Immanuel Quickley	- (1)	-	-	- (1)	1 (3)	1 (7)	-	-	- (3)	-	- (1)	- (2)	-
10	Johnny Juzang	-	-	-	-	-	-	-	-	-	-	-	-	-
11	Dontaie Allen	-	-	-	-	-	-	-	-	-	-	-	-	-
12	Keion Brooks Jr.	-	-	-	-	-	-	-	-	-	-	-	-	-
13	Riley Welch^	-	-	-	- (1)	-	-	-	-	- (2)	-	-	-	-
14	Brennan Canada	-	-	-	-	-	-	-	-	-	-	-	-	-
21	Zan Payne	-	-	-	-	-	-	-	-	-	-	-	-	-
23	EJ Montgomery	-	- (3)	1 (15)	-	- (6)	- (2)	-	- (2)	-	- (3)	- (1)	-	- (1)
Career total in (parentheses); *includes Bucknell career; ^includes UC Irvine career														

Starting Lineups						
Guard	Guard	G/F	Forward	Forward	Games	W-L
Hagans	Quickley	Whitney	Sestina	Montgomery	1	1-0

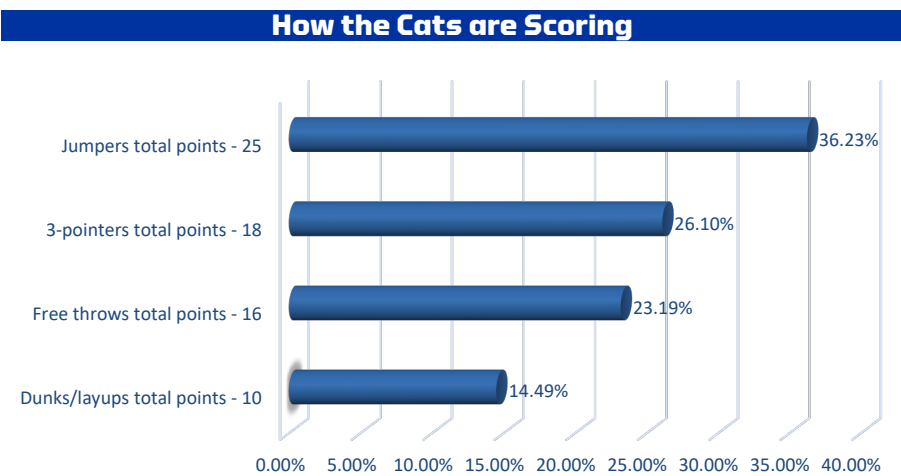
Starter	Games Started	Wins	Losses
Hagans	1	1	0
Montgomery	1	1	0
Quickley	1	1	0
Sestina	1	1	0
Whitney	1	1	0

Streaks		Win-Loss Margins		
Overall	Won 1	Margin	Games Won	Games Lost
Unranked AP teams anywhere	Won 14			
Ranked AP teams anywhere	Won 1	1		
Home	Won 4			
Home AP ranked teams	Won 1	2		
Home AP unranked teams	Won 19			
Home SEC	Won 4	3		
Home nonconference	Won 18			
Home AP ranked SEC	Won 1	4		
Home AP unranked SEC	Won 11			
Home AP ranked nonconference	Won 1	5		
Home AP unranked nonconference	Won 51			
Road	Won 1	6		
Road AP ranked teams	Lost 1	7	1	
Road AP unranked teams	Won 6			
Road SEC	Won 1	8		
Road nonconference	Won 2			
Road AP ranked SEC	Lost 1	9		
Road AP unranked SEC	Won 6			
Road AP ranked nonconference	Won 1	10		
Road AP unranked nonconference	Won 1			
Neutral	Won 1	11		
Neutral AP ranked teams	Won 1			
Neutral AP unranked teams	Won 2	12		
Neutral SEC	Lost 2			
Neutral nonconference	Won 4	13		
Neutral AP ranked SEC	Lost 2			
Neutral AP unranked SEC	Won 12	14		
Neutral AP ranked nonconference	Won 4			
Neutral AP unranked nonconference	Won 1	15		
Active Consecutive Made Starts		16		
Ashton Hagans	30			
EJ Montgomery	5	17		
Immanuel Quickley	1			
Nate Sestina	1	18		
Kahlil Whitney	1	19		
Active Consecutive Made Free Throws		20		
Ashton Hagans	9			
Tyrese Maxey	3	21		
Immanuel Quickley	3			
Active Consecutive Games with a 3-Pointer		22		
Immanuel Quickley	3			
Tyrese Maxey	1	23		
Nate Sestina	1	24		
Immanuel Quickley	1			
		25+		

Dunk Tracker		
Player	Dunks in 2019-20	Dunks in Career
Nick Richards	1	53
EJ Montgomery		18
Ashton Hagans		3
Immanuel Quickley		1
Nate Sestina	1	1 (UK career only)

Kentucky's Record When ...		
KENTUCKY RECORD	ALL	SEC
Leading at halftime:	1-0	0-0
Tied at the half:	0-0	0-0
Trailing at halftime:	0-0	0-0
Shoot 50% or better:	0-0	0-0
Shoot less than 50%:	1-0	0-0
Shoot higher % than opp.:	0-0	0-0
Shoot lower % than opp.:	1-0	0-0
Opp. shoot worse than 50%:	1-0	0-0
Opp. shoot 50% or higher:	0-0	0-0
Score less than 60 points:	0-0	0-0
Score 60-69 points:	1-0	0-0
Score 70-79 points:	0-0	0-0
Score 80-89 points:	0-0	0-0
Score 90-99 points:	0-0	0-0
Score 100+ points:	0-0	0-0
Opp. score less than 60 pts.:	0-0	0-0
Opp. score 60-69 pts.:	1-0	0-0
Opp. score 70-79 pts.:	0-0	0-0
Opp. score 80-89 points:	0-0	0-0
Opp. score 90-99 points:	0-0	0-0
Opp. score 100+ points:	0-0	0-0
Outrebounded opponent:	0-0	0-0
Outrebounded by opponent:	0-0	0-0
Equal number of rebounds:	1-0	0-0
Fewer turnovers than opp.:	1-0	0-0
Same turnovers as opp.:	0-0	0-0
More turnovers than opp.:	0-0	0-0
Make 8 or more 3-pointers:	0-0	0-0
Make 7 or fewer 3-pointers:	1-0	0-0
Games decided by 5 or fewer:	0-0	0-0
Overtime games:	0-0	0-0

KENTUCKY RECORD	ALL	SEC
On CBS:	0-0	0-0
On TBS:	0-0	0-0
On ESPN/ESPN2/ESPNU:	1-0	0-0
On FOX:	0-0	0-0
On SEC Network/(+):	0-0	0-0
vs. SEC at home:	0-0	0-0
vs. SEC on road:	0-0	0-0
Games vs. AP ranked opp.:	1-0	0-0
Games following a loss:	0-0	0-0
Games following a win:	0-0	0-0
More points in the paint:	0-0	0-0
Fewer/Same points in the paint:	1-0	0-0
More bench points than opp.:	1-0	0-0
Fewer or same bench pts.:	0-0	0-0
More 2nd-chance points:	0-0	0-0
Fewer or same 2nd-chance pts.:	1-0	0-0
More or same points off TOs:	1-0	0-0
Fewer points off TOs:	0-0	0-0
On Monday:	0-0	0-0
On Tuesday:	1-0	0-0
On Wednesday:	0-0	0-0
On Thursday:	0-0	0-0
On Friday:	0-0	0-0
On Saturday:	0-0	0-0
On Sunday:	0-0	0-0
In November:	1-0	0-0
In December:	0-0	0-0
In January:	0-0	0-0
In February:	0-0	0-0
In March:	0-0	0-0
In April:	0-0	0-0



Fast Facts	
Shooting Percentage	.380
Avg. Assists Per Game	9.0
Points Off Turnovers	21.0
Second-Chance Points	0.0
Points in the Paint	20.0
Fast Break Points	20.0
Bench Points	33.0
Points Per Possession	0.96
Avg. Time of Possession	18.7

First Points of the Game				
Player	Dunk/Layup	Jumper	3PT	FT
Quickley				1

THE LAST TIME UK ...

INDIVIDUALS

SCORING

Scored 25 points: Tyrese Maxey (26) vs. Michigan State, 11/5/19
Scored 30 points: Shai Gilgeous-Alexander (30) vs. Vanderbilt, 1/30/18
Scored 35 Points: De'Aaron Fox (39) vs. UCLA, 3/24/17
Scored 40 points: Malik Monk (47) vs. North Carolina, 12/17/16
Scored 45 points: Malik Monk (47) vs. North Carolina, 12/17/16
Scored 50 points: Jodie Meeks (54) at Tennessee, 1/13/09
Scored 55 points: Never
Two players had 20 points: Keldon Johnson (22), Tyler Herro (20), at Ole Miss, 3/5/19
Three players had 20 points: DeMarcus Cousins (27)/John Wall (21)/Patrick Patterson (20) vs. Sam Houston State, 11/19/09
Two players had 30 points: Patrick Patterson (33) and Jodie Meeks (32) vs. Tennessee State, 12/22/08
Scored 20 points in two straight games: PJ Washington (4) 2/5/19 - 2/16/19
Scored 20 points in three straight games: PJ Washington (4) 2/5/19 - 2/16/19
Scored 20 points in four straight games: PJ Washington (4) 2/5/19 - 2/16/19
Scored 20 points in five straight games: Jamal Murray (12) 2/2/16 - 3/12/16
Scored 20 points in six straight games: Jamal Murray (12) 2/2/16 - 3/12/16
Scored 20 points in seven straight games: Jamal Murray (12) 2/2/16 - 3/12/16
Scored 20 points in eight straight games: Jamal Murray (12) 2/2/16 - 3/12/16
Scored 20 points in nine straight games: Jamal Murray (12) 2/2/16 - 3/12/16
Scored 20 points in 10 straight games: Jamal Murray (12) 2/2/16 - 3/12/16
Scored 20 points in 11 straight games: Jamal Murray (12) 2/2/16 - 3/12/16
Scored 20 points in 12 straight games: Jamal Murray (12) 2/2/16 - 3/12/16
Scored 20 points in 15 straight games: Dan Issel (18) 12/1/69 - 2/7/70
Scored 25 points in three straight games: Tayshaun Prince (3) 3/11/01-3/17/01
Scored 30 points in two straight games: Jodie Meeks vs. Appalachian State (46) 12/20/08; vs. Tennessee State (32) 12/22/08
Scored 30 points in three straight games: Dan Issel (6) 2/14/70 - 3/2/70
Scored in double figures in 10 straight games: PJ Washington (12) 1/15/19-2/23/19
Scored in double figures in 15 straight games: Malik Monk (30) 11/11/16-2/28/17
Scored in double figures in 20 straight games: Malik Monk (30) 11/11/16-2/28/17
Scored in double figures in 25 straight games: Malik Monk (30) 11/11/16-2/28/17
Scored in double figures in 30 straight games: Malik Monk (30) 11/11/16-2/28/17
Scored in double figures in 33 straight games: Jamal Murray (34) 11/17/15 - 3/19/16
Scored in double figures in 34 straight games: Jamal Murray (34) 11/17/15 - 3/19/16
Scored in double figures in 35 straight games: Kenny Walker (36) 11/14/85 - 3/22/86
Five players scored in double figures: PJ Washington (16), Keldon Johnson (15), Reid Travis (11), Tyler Herro (10), Ashton Hagans (10) vs. Tennessee, 3/16/19
Six players scored in double figures: Kevin Knox (21), Shai Gilgeous-Alexander (14), Quade Green (12), PJ Washington (12), Hamidou Diallo (11), Jarred Vanderbilt (11) vs. Missouri, 2/24/18
Seven players scored in double figures: Randolph Morris (17), Kelenna Azubuike (15), Patrick Sparks (14), Chuck Hayes (12), Rajon Rondo (11), Ravi Moss (10) and Ramel Bradley (10) vs. Mississippi State 2/19/05,
Four players with 15 or more points: Kevin Knox (22), Quade Green (18), Shai Gilgeous-Alexander (17), Wenyen Gabriel (15) vs. Ole Miss, 2/28/18

DOUBLE-DOUBLES

Double-double: PJ Washington (28 points, 13 rebounds), Keldon Johnson (14 points, 10 rebounds) vs. Auburn, 3/31/19
Triple-double: Isaiah Briscoe (19 points, 11 rebounds, 10 assists) at Ole Miss, 12/29/16

20-10 (rebs) game: PJ Washington (28 points, 13 rebounds) vs. Auburn, 3/31/19
20-10 (assts) game: De'Aaron Fox (24 points, 10 assists) vs. North Carolina, 12/17/16
20-15 game: Nick Richards (25 points, 15 rebounds) vs. Fort Wayne, 11/22/17
30-10 game: Tayshaun Prince (33 points, 11 rebounds) vs. Tennessee State, 12/22/98
Back-to-back 20-10 games: PJ Washington (20 p, 13 r) vs. Kansas, 1/26/19; (26 p, 12 r) at Vanderbilt, 1/29/19
Three straight 20-10 games: Julius Randle (3) 11/8/13 - 11/12/13
Double-double in points and rebs.: PJ Washington (28 points, 13 rebounds), Keldon Johnson (14 points, 10 rebounds) vs. Auburn, 3/31/19
Double-double in points and assists: Ashton Hagans (10 points, 12 assists) vs. Tennessee, 3/16/19
Double-double in points and blocks: Never
Double-double in points and steals: Never
Double-double in two consecutive games: PJ Washington (20 p, 13 r) vs. Kansas, 1/26/19; (26 p, 12 r) at Vanderbilt, 1/29/19; (15 p, 12 r) at Florida, 2/2/19
Double-double in three consecutive games: PJ Washington (20 p, 13 r) vs. Kansas, 1/26/19; (26 p, 12 r) at Vanderbilt, 1/29/19; (15 p, 12 r) at Florida, 2/2/19
Double-double in four consecutive games: Julius Randle (19 p, 15 r) vs. Kansas State, 3/21/14; (13 p, 10 r), vs. Wichita State, 3/23/14; (15 p, 12 r), vs. Louisville, 3/28/14; (16 p, 11 r), vs. Michigan, 3/30/14
Double-double in five consecutive games: Julius Randle (14 p, 10 r) at Arkansas, (2/27/14); (10 p, 15 r) at South Carolina (3/1/14); (12 p, 11 r) vs. Alabama, (3/4/14); (16 p, 10 r) at Florida, (3/8/14); (17 p, 16 r) vs. LSU, (3/14/14); (12 p, 11 r) vs. Georgia, (3/15/14)
Double-double in six consecutive games: Julius Randle (14 p, 10 r) at Arkansas, (2/27/14); (10 p, 15 r) at South Carolina (3/1/14); (12 p, 11 r) vs. Alabama, (3/4/14); (16 p, 10 r) at Florida, (3/8/14); (17 p, 16 r) vs. LSU, (3/14/14); (12 p, 11 r) vs. Georgia, (3/15/14)
Double-double in seven consecutive games: Julius Randle (7) 11/18/13-11/27/13
Double-double in 10 consecutive games: Jim Andrews, 1972-73 season
Two players record double-doubles: PJ Washington (28 points, 13 rebounds), Keldon Johnson (14 points, 10 rebounds) vs. Auburn, 3/31/19
Three players record double-doubles: PJ Washington (20 points, 13 rebounds), Reid Travis (18 points, 12 rebounds), Keldon Johnson (15 points, 10 rebounds) vs. Kansas, 1/26/19
Four players record double-doubles: Jack Givens (30 pts, 13 rebs)/Kyle Macy (16 pts, 10 assts)/Mike Phillips (22 pts, 18 rebs)/Rick Robey (23 pts, 13 rebs) vs. Southern Methodist, 11/26/77
Five players record double-doubles: Never

FIELD GOALS

Made 12 FG in a game: Shai Gilgeous-Alexander (12) vs. Vanderbilt, 1/30/18
Made 15 FG in a game: Malik Monk (18) vs. North Carolina, 12/17/16
Made 16 FG in a game: Malik Monk (18) vs. North Carolina, 12/17/16
Made 17 FG in a game: Malik Monk (18) vs. North Carolina, 12/17/16
Made 18 FG in a game: Malik Monk (18) vs. North Carolina, 12/17/16
Made 19 FG in a game: Dan Issel (19) vs. Alabama, 2/23/70
Made 20 FG in a game: Dan Issel (23) vs. Ole Miss, 2/7/70
Made 21 FG in a game: Dan Issel (23) vs. Ole Miss, 2/7/70
Made 22 FG in a game: Dan Issel (23) vs. Ole Miss, 2/7/70
Made 23 FG in a game: Dan Issel (23) vs. Ole Miss, 2/7/70
Made 24 FG in a game: Never
Attempted 17 FG in a game: PJ Washington (18) vs. Auburn, 3/31/19
Attempted 18 FG in a game: PJ Washington (18) vs. Auburn, 3/31/19
Attempted 19 FG in a game: Shai Gilgeous-Alexander (19) vs. Vanderbilt, 1/30/18
Attempted 20 FG in a game: De'Aaron Fox (20) vs. UCLA, 3/24/17
Attempted 25 FG in a game: Malik Monk (28) vs. North Carolina, 12/17/16

3-POINTERS

Made 5 3-pointers in a game: Tyler Herro (5) vs. Arkansas, 2/26/19
Made 6 3-pointers in a game: Keldon Johnson (6) vs. Utah,

12/15/18
Made 7 3-pointers in a game: Wenyen Gabriel (7) vs. Alabama, 3/10/18
Made 8 3-pointers in a game: Malik Monk (8) vs. North Carolina, 12/17/16
Made 9 3-pointers in a game: Jodie Meeks (10) at Tennessee, 1/13/09
Made 10 3-pointers in a game: Jodie Meeks (10) at Tennessee, 1/13/09
Made 11 3-pointers in a game: Never
Attempted 10 3-pointers in a game: Malik Monk (11) vs. Georgia, 1/31/17
Attempted 15 3-pointers in a game: Jodie Meeks (15) at Tennessee, 1/13/09
Attempted 16 3-pointers in a game: Derrick Miller (16) vs. LSU 2/15/90
Attempted 17 3-pointers in a game: Derrick Miller (19) vs. Kansas 12/6/89
Attempted 18 3-pointers in a game: Derrick Miller (19) vs. Kansas 12/6/89
Attempted 19 3-pointers in a game: Derrick Miller (19) vs. Kansas 12/6/89
Attempted 20 3-pointers in a game: Never
Made a 3-pointer in 10 straight games: Kevin Knox (10), 2/10/18-3/11/18
Made a 3-pointer in 15 straight games: Jamal Murray (36), 11/13/15 - 3/19/16, Derek Willis (17), 1/12/16 - 3/17/16
Made a 3-pointer in 20 straight games: Jamal Murray (36), 11/13/15 - 3/19/16
Made a 3-pointer in 30 straight games: Jamal Murray (36), 11/13/15 - 3/19/16
Made two 3-pointers in 10 straight games: Kevin Knox (11), 2/10/16 - 3/11/18
Made three 3-pointers in 10 straight games: Gerald Fitch (20) 1/14/03 - 3/23/03
Made three 3-pointers in 15 straight games: Gerald Fitch (20) 1/14/03 - 3/23/03
Made three 3-pointers in 20 straight games: Gerald Fitch (20) 1/14/03 - 3/23/03
Made three 3-pointers in 25 straight games: Keith Bogans (29) 3/14/02 - 2/26/03

FREE THROWS

Made 8 FT in a game: Tyrese Maxey (9), vs. Michigan State, 11/5/19
Made 9 FT in a game: Tyrese Maxey (9), vs. Michigan State, 11/5/19
Made 10 FT in a game: Ashton Hagans (10), vs. Texas A&M, 1/8/19
Made 11 FT in a game: PJ Washington (12), vs. Seton Hall, 12/8/18
Made 12 FT in a game: PJ Washington (12), vs. Seton Hall, 12/8/18
Made 13 FT in a game: Keldon Johnson (13), vs. Tennessee State, 11/23/18
Made 14 FT in a game: Tyler Ullis (14) at Arkansas, 1/21/16
Made 15 FT in a game: Rodrick Rhodes (16) vs. Ole Miss 1/18/95
Made 16 FT in a game: Rodrick Rhodes (16) vs. Ole Miss 1/18/95
Made 17 FT in a game: Dwight Anderson (18) vs. Mississippi State 2/12/79
Made 18 FT in a game: Dwight Anderson (18) vs. Mississippi State 2/12/79
Made 18 FT in a game: Never
Attempted 10 FT in a game: Tyrese Maxey (10), vs. Michigan State, 11/5/19
Attempted 15 FT in a game: Keldon Johnson (18), vs. Tennessee State, 11/23/18
Attempted 20 FT in a game: PJ Washington (20) vs. Kansas State, 3/22/18
Attempted 25 FT in a game: Never
Made 20 Straight FT: Tyler Herro (38), 2/16/19 - 3/29/19
Made 30 Straight FT: Tyler Herro (38), 2/16/19 - 3/29/19

REBOUNDS

15 Rebs: Nick Richards (15) vs. Arkansas, 2/26/19
16 Rebs: Keldon Johnson (17) vs. Auburn, 2/23/19
17 Rebs: Keldon Johnson (17) vs. Auburn, 2/23/19
18 Rebs: PJ Washington (18) vs. VMI, 11/18/18
19 Rebs: Nick Richards (19) vs. Southern Illinois, 11/9/18
20 Rebs: Jared Prickett (20) vs. Arkansas 2/9/94
25 Rebs: Mike Phillips (28) vs. Tennessee 1/10/76
30 Rebs: Cotton Nash (30) vs. Ole Miss 2/8/64
34 Rebs: Bob Burrow (34) vs. Temple 12/10/55
35 Rebs: Never
10+ Rebs in three consecutive games: PJ Washington (3) 1/26/19 - 2/2/19



THE LAST TIME UK ...

10+ Rebs in four consecutive games: Julius Randle (4) 3/21/14 - 3/30/14

10+ Rebs in five consecutive games: Julius Randle (10) 2/12/14 - 3/15/14

10+ Rebs in six consecutive games: Julius Randle (10) 2/12/14 - 3/15/14

10+ Rebs in seven consecutive games: Julius Randle (10) 2/12/14 - 3/15/14

10+ rebs in eight consecutive games: Julius Randle (10) 2/12/14 - 3/15/14

10+ rebs in nine consecutive games: Julius Randle (10) 2/12/14 - 3/15/14

10+ rebs in 10 consecutive games: Julius Randle (10) 2/12/14 - 3/15/14

Two players had 10 rebounds: PJ Washington (13), Keldon Johnson (10) vs. Auburn, 3/31/19

Three players had 10 rebounds: PJ Washington (13), Reid Travis (12), Keldon Johnson (10) vs. Kansas, 1/26/19

ASSISTS

6 assists: Tyler Herro (6) vs. Auburn, 3/31/19

7 assists: Ashton Hagans (12) vs. Tennessee, 3/16/19

8 assists: Ashton Hagans (12) vs. Tennessee, 3/16/19

9 assists: Ashton Hagans (12) vs. Tennessee, 3/16/19

10 assists: Ashton Hagans (12) vs. Tennessee, 3/16/19

11 assists: Ashton Hagans (12) vs. Tennessee, 3/16/19

12 assists: Ashton Hagans (12) vs. Tennessee, 3/16/19

13 assists: Tyler Ulis (14) vs. LSU, 3/5/16

14 assists: Tyler Ulis (14) vs. LSU, 3/5/16

15 assists: John Wall (16) vs. Hartford, 12/29/09

16 assists: John Wall (16) vs. Hartford, 12/29/09

16 assists: Never

5+ assists in four consecutive games: Ashton Hagans (4) 1/19/19 - 1/29/19

8+ assists in two consecutive games: Ashton Hagans (3) 1/22/19 - 1/29/19

BLOCKS

4 blocks: PJ Washington (4) vs. Alabama, 3/15/19

5 blocks: Nick Richards (5) vs. Kansas, 1/26/19

6 blocks: Skal Labissiere (6) vs. Stony Brook, 3/17/16

7 blocks: Karl-Anthony Towns (7) vs. Vanderbilt, 1/20/15

8 blocks: Willie Cauley-Stein (9) vs. Boise State, 12/10/13

9 blocks: Willie Cauley-Stein (9) vs. Boise State, 12/10/13

10 blocks: Nerlens Noel (12) at Ole Miss, 1/29/13

11 blocks: Nerlens Noel (12) at Ole Miss, 1/29/13

12 blocks: Nerlens Noel (12) at Ole Miss, 1/29/13

13 blocks: Never

STEALS

4 steals: Ashton Hagans (4) at Georgia, 1/15/19

5 steals: Ashton Hagans (5) vs. Texas A&M, 1/8/19

6 steals: Ashton Hagans (8) vs. North Carolina, 12/22/18

7 steals: Ashton Hagans (8) vs. North Carolina, 12/22/18

8 steals: Ashton Hagans (8) vs. North Carolina, 12/22/18

9 steals: Never

3+ steals in five consecutive games: Ashton Hagans (7) 12/22/18 - 1/19/19

3+ steals in 10 consecutive games: Never

MINUTES

Played every minute: PJ Washington (40) vs. Kansas State, 3/22/18

Played 40+ minutes: Reid Travis (44) vs. Auburn, 3/31/19

Played more than 50 minutes: Patrick Patterson (50) vs. Vanderbilt, 1/12/08

FOULS

Fouled out: Nick Richards vs. Michigan State, 11/5/19

Two players fouled out: Jarred Vanderbilt, Wenyen Gabriel, at Texas A&M, 2/10/18

Three players fouled out: Hamidou Diallo, Wenyen Gabriel, Nick Richards at South Carolina, 1/16/18

Four players fouled out: Skal Labissiere, Marcus Lee, Alex Poythress, Derek Willis at Kansas, 1/30/16

Technical foul: Kentucky bench, vs. Tennessee, 3/16/19

TEAM

WINS/LOSSES

Won 10 straight games: 10, 1/8/19 - 2/9/19

Won 20 straight games: 38, 11/14/14 - 3/28/15

Won 30 straight games: 38, 11/14/14 - 3/28/15

Won 40 straight games: Never

Lost consecutive games: 4, 2/3/18 - 2/14/18

Lost three straight games: 4, 2/3/18 - 2/14/18

Lost four straight games: 4, 2/3/18 - 2/14/18

Lost five straight games: 5, 12/23/89 - 1/6/90

Lost 10 straight games: Never

STARTS

Started four freshmen: EJ Montgomery, Keldon Johnson, Ashton Hagans, Tyler Herro vs. Auburn, 3/31/19

Started five freshmen: Hamidou Diallo, Shai Gilgeous-Alexander, Kevin Knox, Nick Richards, PJ Washington vs. Kansas State, 3/22/18

SCORING

Scored 90 or more points: 92 vs. Monmouth, 11/28/18 (W, 90-44)

Scored 90 or more points (SEC game): 96 vs. Ole Miss, 2/28/18 (W, 96-78)

Scored 100 or more points: 107 vs. UIC, 11/26/17 (W, 107-73)

Scored 100 or more points (SEC game): 100 vs. Texas A&M, 1/3/17 (W, 100-58)

Scored 110 or more points: 115 vs. Arizona State, 11/28/16 (W, 115-69)

Scored 110 or more points (SEC game): 110 vs. Auburn, 2/21/15 (W, 110-75)

Scored 120 or more points: 120 vs. Vanderbilt, 2/7/96 (W, 120-81)

Scored 120 or more points (SEC game): 120 vs. Vanderbilt, 2/7/96 (W, 120-81)

Scored 130 or more points: 143 vs. Georgia, 2/27/56 (W, 143-66)

Scored 140 or more points: 143 vs. Georgia, 2/27/56 (W, 143-66)

Scored 150 or more points: Never

Scored less than 50 points: 48 vs. Vanderbilt, 3/15/13 (L, 64-48)

Scored 100 points in two consecutive games: vs. Cleveland State (11/23/16), vs. UT Martin (11/25/16), vs. Arizona State (11/28/16)

Scored 100 Points in three consecutive games: vs. Cleveland State (11/23/16), vs. UT Martin (11/25/16), vs. Arizona State (11/28/16)

Scored 100 points in consecutive SEC games: 2/27/56-3/3/56

SHOOTING PERCENTAGES

Shot 70% from the field: .722 vs. Mississippi St., 2/15/86

Shot 65% from the field: .667 vs. UIC, 11/26/17

Shot 30% or less from the field: .281 at Texas A&M (1/10/15)

Allowed 50% shooting: .544 vs. Duke, 11/6/18

Allowed 60% shooting: .640 by Florida, 3/4/07

Allowed 30% or less shooting: .276 by Monmouth, 11/28/18 (16-58)

Allowed 20% or less shooting: .197 by Montana State, 11/23/14 (12-61)

FREE THROWS

Shot 90% or better from FT line: 91.3 (21-23) vs. Texas A&M (1/8/19)

Shot 100% from FT Line: 11-11 vs. Florida, 2/7/12

Shot 50% or less from FT line: .471 (8-17) at Texas A&M, 2/10/18

Attempted 40 FT: vs. Tennessee State (41), 11/23/18

Attempted five or less FT: vs. South Carolina (4) 1/21/06

Made 30 FT: 30 vs. Auburn, 3/14/15 (30-35)

3-POINTERS

Hit 0 3-pointers: 0 vs. Davidson, 3/15/18 (0-6)

Hit 10 3-pointers: 11 vs. Auburn, 2/23/19 (11-24)

Hit 11 3-pointers: 11 vs. Auburn, 2/23/19 (11-24)

Hit 12 3-pointers: 12 vs. Utah, 12/15/18 (12-21)

Hit 13 3-pointers: 13 vs. Texas A&M, 1/3/17 (13-25)

Hit 14 3-pointers: 15 vs. Georgia, 3/1/12 (15-27)

Hit 15 3-pointers: 15 vs. Georgia, 3/1/12 (15-27)

Hit 16 3-pointers: 16 vs. UNC-Asheville, 12/23/96 (16-33)

Hit 17 3-pointers: 20 vs. LSU, 3/4/95 (20-35)

Hit 18 3-pointers: 20 vs. LSU, 3/4/95 (20-35)

Hit 19 3-pointers: 20 vs. LSU, 3/4/95 (20-35)

Hit 20 3-pointers: 20 vs. LSU, 3/4/95 (20-35)

Hit 21 3-pointers: 21 vs. North Carolina, 12/27/89 (21-48)

Hit 22 3-pointers: Never

SCORING MARGINS

Won game by 50 points or more: 58 vs. Montana State (W, 86-28) 11/23/14

Won game by 60 points or more: 62 vs. Vanderbilt (W, 106-44) 3/5/03

Won game by 70 points or more: 74 vs. Tennessee-Martin (W, 124-50) 11/26/94

Lost game by 30 points or more: 34 vs. Duke (L, 118-84) 11/6/18

Lost game by 40 points or more: 41 at Vanderbilt (L, 93-52)

2/12/08

Lost game by 50 points or more: 55 at Kansas (L, 150-95) 12/9/89

Lost game by 60 points or more: 70 vs. Central (L, 87-17) 1/28/1910

Lost game by 70 points or more: 70 vs. Central (L, 87-17) 1/28/1910

Game decided by one point: vs. Seton Hall, 12/8/18 (L, 84-83 OT)

Game decided by two points: vs. LSU, 2/11/19 (L, 73-71)

Game decided by three points: vs. Kansas State, 3/22/18 (L, 61-58)

Two consecutive games decided by one point: vs. North Carolina (W, 73-72) 12/3/11 and at Indiana (L, 73-72) 12/10/11

Three consecutive games decided by one point: Never

Two consecutive games decided by two points: at Ole Miss (L, 71-69) 2/1/11 and Florida (L, 70-68) 2/5/11

Came back from 10-point deficit for win: W, 70-66 vs. Arkansas (2/26/19); Trained by 15 at 45-30 (18:22 in 2nd)

Came back from 11-point deficit for win: W, 70-66 vs. Arkansas (2/26/19); Trained by 15 at 45-30 (18:22 in 2nd)

Came back from 12-point deficit for win: W, 70-66 vs. Arkansas (2/26/19); Trained by 15 at 45-30 (18:22 in 2nd)

Came back from 13-point deficit for win: W, 70-66 vs. Arkansas (2/26/19); Trained by 15 at 45-30 (18:22 in 2nd)

Came back from 14-point deficit for win: W, 70-66 vs. Arkansas (2/26/19); Trained by 15 at 45-30 (18:22 in 2nd)

Came back from 15-point deficit for win: W, 70-66 vs. Arkansas (2/26/19); Trained by 15 at 45-30 (18:22 in 2nd)

Came back from 16-point deficit for win: W, 83-76 at West Virginia (1/27/18); Trained by 17 at 40-23 (18:57 in 2nd)

Came back from 17-point deficit for win: W, 82-79 at West Virginia (1/27/18); Trained by 17 at 40-23 (18:57 in 2nd)

Came back from 18-point deficit for win: W, 73-67 vs. Vanderbilt (2/28/17); Trained by 19 at 25-6 (8:03 in 1st)

Came back from 19-point deficit for win: W, 73-67 vs. Vanderbilt (2/28/17); Trained by 19 at 25-6 (8:03 in 1st)

Came back from 20-point deficit for win: W, 82-79 at Vanderbilt (2/22/97); Trained by 22 at 40-18 (3:51 in 1st)

Came back from 30-point deficit for win: W, 99-95 at LSU (2/15/94); Trained by 31 at 68-37 (15:34 in 2nd)

Came back from 31-point deficit for win: W, 99-95 at LSU (2/15/94); Trained by 31 at 68-37 (15:34 in 2nd)

REBOUNDS

Pulled down 50 rebounds: 50 (21-29) vs. South Carolina, 2/5/19

Pulled down 55 rebounds: 59 (20-39) vs. Arizona State, 11/28/16

Pulled down 60 rebounds: 62 (19-43) vs. Morehead State, 12/16/96

OVERTIME GAMES

Played an overtime game: vs. Auburn, 3/31/19 (L, 77-71 OT)

Won an overtime game: vs. Vanderbilt, 1/30/18 (W, 83-81 OT)

Lost an overtime game: vs. Auburn, 3/31/19 (L, 77-71 OT)

Played an SEC overtime game: vs. Vanderbilt, 1/30/18 (W, 83-81 OT)

Won an SEC overtime game: vs. Vanderbilt, 1/30/18 (W, 83-81 OT)

Lost an SEC overtime game: at Texas A&M, 2/20/16 (L, 79-77 OT)

Played an overtime game in SEC Tournament: vs. Texas A&M, 3/13/16 (W, 82-77 OT)

Won an overtime game in SEC Tournament: vs. Texas A&M, 3/13/16 (W, 82-77 OT)

Played an overtime game in NCAA Tournament: vs. Auburn, 3/31/19 (L, 77-71 OT)

Won an overtime game in NCAA Tournament: vs. St. Bonaventure, 3/16/00 (W, 85-80 2OT)

Lost an overtime game in NCAA Tournament: vs. Auburn, 3/31/19 (L, 77-71 OT)

Played two overtimes: at Texas A&M, 1/10/15 (W, 70-64 2ot)

Played three overtimes: vs. Temple 12/7/57 (W, 85-83)

Played four overtimes: Never played four overtime game

Played consecutive games that went to overtime: 1/6/15 vs. Ole Miss (W, 89-86) and 1/10/15 at Texas A&M (70-64)



THE LAST TIME A UK OPPONENT ...

INDIVIDUALS

SCORING

Scored 25 points: Jared Harper (26), Auburn, 3/31/19
Scored 30 points: Bubba Parham (35), VMI, 11/21/18
Scored 35 points: Bubba Parham (35), VMI, 11/21/18
Scored 40 points: Elston Turner (40), Texas A&M, 1/12/13
Scored 45 points: David Robinson (45), Navy, 1/25/87
Scored 50 points: Austin Carr (50), Notre Dame, 12/29/79
Scored 60 points: Pete Maravich (64), LSU, 2/21/70
Scored 65 points: Never
Two players had 20 points: Jared Harper (26), Bryce Brown (24), Auburn, 3/31/19
Three players had 20 points: R.J. Barrett, Zion Williamson, Cam Reddish, Duke, 11/6/18
Two players had 30 points: Ronnie Henderson (36) and Claren Ceasar (32), LSU, 2/15/94
Five players scored in double figures: Alabama, 1/5/19

FIELD GOALS

Made 15 FG in a game: David Robinson (17), Navy, 1/25/87
Made 16 FG in a game: David Robinson (17), Navy, 1/25/87
Made 17 FG in a game: David Robinson (17), Navy, 1/25/87
Made 18 FG in a game: Steve Downing (19), Indiana, 12/11/71
Made 19 FG in a game: Steve Downing (19), Indiana, 12/11/71
Made 20 FG in a game: Johnny Neumann (20), Ole Miss, 1/2/71
Made 21 FG in a game: Austin Carr (21), Notre Dame, 12/29/70
Made 22 FG in a game: Austin Carr (22), Notre Dame, 3/12/70
Made 23 FG in a game: Pete Maravich (23), LSU, 2/21/70
Made 24 FG in a game: Never
Attempted 17 FG in a game: Jared Harper (18), Auburn, 3/31/19
Attempted 18 FG in a game: Jared Harper (18), Auburn, 3/31/19
Attempted 19 FG in a game: Bubba Parham (20), VMI, 11/28/18
Attempted 20 FG in a game: Bubba Parham (20), VMI, 11/28/18
Attempted 25 FG in a game: R.J. Barrett (26), Duke, 11/6/18
Attempted 30 FG in a game: Freeman Williams (40), Portland State, 12/16/17
Attempted 35 FG in a game: Freeman Williams (40), Portland State, 12/16/17
Attempted 40 FG in a game: Freeman Williams (40), Portland State, 12/16/17
Attempted 45 FG in a game: Johnny Neumann (50), Ole Miss, 1/2/71
Attempted 50 FG in a game: Johnny Neumann (50), Ole Miss, 1/2/71
Attempted 53 FG in a game: Pete Maravich (53), LSU, 2/22/69
Attempted 54 FG in a game: Never

3-POINTERS

Made 5 3-pointers in a game: Armoni Brooks (6), Houston, 3/29/19
Made 6 3-pointers in a game: Armoni Brooks (6), Houston, 3/29/19
Made 7 3-pointers in a game: Bubba Parham (10), VMI, 11/18/18
Made 8 3-pointers in a game: Bubba Parham (10), VMI, 11/18/18
Made 9 3-pointers in a game: Bubba Parham (10), VMI, 11/18/18
Made 10 3-pointers in a game: Bubba Parham (10), VMI, 11/18/18
Made 11 3-pointers in a game: Corey Allmond (11), Sam Houston State, 11/19/2009
Made 12 3-pointers in a game: Never
Attempted 10 3-pointers in a game: Armoni Brooks (12), Houston, 3/29/19
Attempted 15 3-pointers in a game: Bubba Parham (16), VMI, 11/18/18
Attempted 16 3-pointers in a game: Bubba Parham (16), VMI, 11/18/18
Attempted 17 3-pointers in a game: Chris Jackson (17), LSU, 2/15/90
Attempted 18 3-pointers in a game: Jeff Boschee (18), Kansas, 3/14/99
Attempted 19 3-pointers in a game: Never

FREE THROWS

Made 10 FT in a game: Cassius Winston (10), Michigan State, 11/5/19
Made 11 FT in a game: Jared Harper (11), Auburn, 3/31/19
Made 12 FT in a game: J.J. Frazier (12), Georgia, 2/18/17
Made 13 FT in a game: Sindarius Thornwell (14), South Caro-

lina, 1/21/17
Made 14 FT in a game: Sindarius Thornwell (14), South Carolina, 1/21/17
Made 15 FT in a game: Brenton Williams (15), South Carolina, 3/1/14
Made 16 FT in a game: Dan Cross (16), Florida, 2/18/95
Made 17 FT in a game: John Mengelt (17), Auburn, 3/2/70
Made 18 FT in a game: Pete Maravich (18), LSU, 2/21/70
Made 19 FT in a game: Never
Attempted 10 FT in a game: Cassius Winston (11), Michigan State, 11/5/19
Attempted 15 FT in a game: J.J. Frazier (15), Georgia, 2/18/17
Attempted 20 FT in a game: Harding McCaleb (25), Louisville, 2/22/16
Attempted 25 FT in a game: Harding McCaleb (25), Louisville, 2/22/16
Attempted 26 FT in a game: Never

REBOUNDS

15 Rebs: Dedric Lawson (15), Kansas, 1/26/19
16 Rebs: Kennedy Meeks (17), North Carolina, 3/26/17
17 Rebs: Kennedy Meeks (17), North Carolina, 3/26/17
18 Rebs: Sean May (19), North Carolina, 12/4/04
19 Rebs: Sean May (19), North Carolina, 12/4/04
20 Rebs: Andrew DeClercq (20), Florida, 1/18/94
25 Rebs: Leon Douglas (25), Alabama, 1/20/75
30 Rebs: Kenneth Stanley (30), USC, 12/4/61
31 Rebs: Never
Two players had 10 rebounds: Desean Murray (11) and Anfernee McLemore (11), Auburn, 2/4/18
Three players had 10 rebounds: Craig Victor II (12), Tim Quarterman (10), Ben Simmons (10), LSU, 1/5/16

ASSISTS

10 assists: Tonny Trocha-Morelos (10), Texas A&M, 3/4/2017
11 assists: Dwyane Wade (11), Marquette, 3/29/03
12 assists: Edgar Padilla (12), UMass, 3/30/96
13 assists: Billy McCaffrey (14), Vanderbilt, 1/13/93
14 assists: Billy McCaffrey (14), Vanderbilt, 1/13/93
15 assists: Eric Richardson (15), Alabama, 2/4/84
16 assists: Never

BLOCKS

5 blocks: Akolda Manyang (5), Utah Valley, 11/10/17
6 blocks: Sagaba Konate (7), West Virginia, 1/27/18
7 blocks: Sagaba Konate (7), West Virginia, 1/27/18
8 blocks: Jarvis Varnado (10), Mississippi State, 1/15/08
9 blocks: Jarvis Varnado (10), Mississippi State, 1/15/08
10 blocks: Jarvis Varnado (10), Mississippi State, 1/15/08
11 blocks: Samaki Walker (11), Louisville, 1/1/95
12 blocks: Never

STEALS

5 steals: Ben Simmons (7), LSU, 3/5/16
6 steals: Ben Simmons (7), LSU, 3/5/16
7 steals: Ben Simmons (7), LSU, 3/5/16
8 steals: Never

TEAM

SCORING

Scored 90 or more points: 118, Duke, 11/6/18 (L, 118-84)
Scored 90 or more points (SEC game): 90, Georgia, 3/4/09 (L, 90-85)
Scored 100 or more points: 118, Duke, 11/6/18 (L, 118-84)
Scored 100 or more points (SEC game): 101, Arkansas, 2/10/93 (L, 101-94)
Scored 110 or more points: 118, Duke, 11/6/18 (L, 118-84)
Scored 110 or more points (SEC game): 110, Vanderbilt, 3/4/67 (L, 110-94)
Scored 120 or more points: 121, North Carolina, 12/27/89 (L, 121-110)
Scored 120 or more points (SEC game): Never
Scored 130 or more points: 150, Kansas, 12/9/89 (L, 150-95)
Scored 140 or more points: 150, Kansas, 12/9/89 (L, 150-95)
Scored 150 or more points: 150, Kansas, 12/9/89 (L, 150-95)
Scored 160 or more points: Never
Scored less than 50 points: 44, Abilene Christian, 3/21/19 (W, 79-44)
Scored less than 50 points (SEC game): 48, South Carolina, 2/5/19 (W, 76-48)
Scored less than 40 points: 39, West Virginia, 3/26/15 (W, 78-39)
Scored less than 40 points (SEC game): 37, Missouri, 1/13/15 (W, 86-37)
Scored less than 30 points: 28, Montana State, 11/23/14 (W, 86-28)

Scored less than 30 points (SEC game): 26, Georgia Tech, 1/28/46 (W, 86-37)
Scored less than 20 points: 18, Western Ontario, 12/10/49 (W, 90-21)
Scored less than 20 points (SEC game): 18, Alabama, 2/10/40 (W, 46-18)
Scored less than 10 points: 9, Tulane, 12/21/34 (W, 39-9)
Scored less than 10 points (SEC game): Never
Scored less than 5 points: Never

SHOOTING PERCENTAGES

Shot 70% from the field: Never
Shot 60% from the field: .640, Florida, 3/4/07
Shot 50% from the field: .544, Duke, 11/6/18
Shot 30% or less from the field: .276, Monmouth, 11/28/18 (16-58)
Shot 20% or less from the field: .197, Montana State, 11/23/14 (12-61)
Shot 10% or less from the field: Never (shooting percentages not recorded prior to 1947)

3-Pointers

Made 10 or more 3-pointer: 10, Tennessee, 3/16/19
Made 15 or more 3-pointers: 19, VMI, 11/18/18
Made 20 or more 3-pointers: Never
Made zero 3-pointers: 0, Auburn, 1/19/13 (0-15)

FREE THROWS

Shot 90% or better from FT line: 90.9 (20-22), Ole Miss, 3/5/19
Shot 100% from FT Line: 5-5, VMI, 11/18/18
Shot 50% or less from FT line: .500 (5-10), Abilene Christian, 3/21/19
Attempted 40 FT: 47, Kansas, 1/30/16 (30-47)
Attempted five or less FT: 5, VMI, 11/18/18 (5-5)
Made 30 FT: 30, Tennessee, 2/2/16 (30-34)

REBOUNDS

Pulled down 50 rebounds: 54 (17-37), Florida, 2/4/17



RUPP ARENA

Year-by-Year Records

Season	W-L	Percentage
2019-20	0-0	.000
2018-19	17-1	.944
2017-18	16-2	.889
2016-17	15-2	.882
2015-16	17-0	1.000
2014-15	19-0	1.000
2013-14	16-2	.889
2012-13	16-2	.889
2011-12	18-0	1.000
2010-11	15-0	1.000
2009-10	18-0	1.000
2008-09	12-6	.667
2007-08	14-4	.778
2006-07	14-2	.875
2005-06	10-5	.667
2004-05	14-1	.933
2003-04	11-2	.846
2002-03	12-1	.923
2001-02	12-3	.800
2000-01	11-1	.917
1999-2000	14-0	1.000
1998-99	12-1	.923
1997-98	9-3	.750
1996-97	12-1	.923
1995-96	13-0	1.000
1994-95	12-1	.923
1993-94	13-1	.929
1992-93	16-0	1.000
1991-92	15-2	.882
1990-91	13-0	1.000
1989-90	13-2	.867
1988-89	8-6	.571
1987-88	14-2	.875
1986-87	13-2	.867
1985-86	18-0	1.000
1984-85	11-3	.786
1983-84	16-0	1.000
1982-83	14-1	.933
1981-82	15-1	.938
1980-81	15-0	1.000
1979-80	12-3	.800
1978-79	11-4	.733
1977-78	16-0	1.000
1976-77	12-2	.857
Total	594-69	.896

Top 10 All-Time Attendances

No.	Att.	Opp.	Date	Result
1.	24,479	Louisville	1/20/10	W, 71-62
2.	24,468	N. Carolina	12/5/09	W, 68-66
3.	24,467	Tennessee	2/16/19	W, 86-69
4.	24,465	Florida	2/10/07	L, 64-61
5.	24,459	Florida	2/4/03	W, 70-55
6.	24,456	Florida	3/9/19	W, 66-57
7.	24,432	Louisville	12/17/05	W, 73-61
8.	24,431	Florida	2/25/17	W, 76-66
9.	24,428	Florida	3/7/15	W, 67-50
10.	24,425	Florida	2/15/14	L, 69-59

Top 10 Attendances of 19-20

No.	Att.	Opp.	Date	Result
1.	19,588	Kentucky St.	11/1/19	W, 83-51
2.	19,527	Georgetown	10/27/19	W, 80-53

Cats Rock at Rupp

The Wildcats are 594-69 (.896) in Rupp Arena. Among the most notable marks of dominance as the nation's toughest venue to play include:

- A school record 54-game winning streak to begin the John Calipari era
- The Wildcats are 321-41 (.887) in regular-season SEC games in the building
- Kentucky set a new program home record of 19 wins in 2014-15
- The Wildcats have gone undefeated at home in five of John Calipari's 10 seasons
- Overall, UK has posted a perfect mark in 13 of Rupp Arena's 42 seasons

Cal Owns Longest Win Streaks in Rupp

With UK's 2011-12 season-opening victory over Marist, UK head coach John Calipari recorded his 34th consecutive win in Rupp Arena as UK's head coach. It broke former UK head coach Rick Pitino's longest streak of 33 games in the venue.

The winning streak reached as long as 54 games. Calipari didn't suffer his first loss in Rupp Arena until losing to Baylor in his fourth season. The 54-game run, however, was his longest career winning streak. He also had the second-longest streak in the arena as the Cats won 42 straight from March 4, 2014 to Nov. 25, 2016.

Pack the House

Kentucky has led the nation in average home attendance in 20 of the last 24 seasons. That number includes a Rupp Arena record of 24,110 in John Calipari's first season (2009-10) as head coach.

- Kentucky averaged 21,695 fans during the 2018-19 season
- UK has averaged 23,000 or more fans in seven of Calipari's 10 complete seasons
- The Wildcats led the nation in average attendance in 2017-18

New Chairbacks, Fewer Seats

After receiving a \$16 million upgrade over the 2014-15 and 2015-16 seasons that enhanced the fan experience with the likes of a new Daktronics center-hung scoreboard, ribbons boards, new corner video boards and a new audio system, Rupp Arena is undergoing an additional transformation as a part of UK's new leasing agreement with the Lexington Center.

Chair-back seating in the upper-level sideline was installed in sections 211-217 and 228-234 for the 2019-20 season. Club areas will be available to season ticket holders starting with the 2020-21 season.

The new seating reduced Rupp Arena's capacity to 20,500.

The Top-Ranked Team at Home

Kentucky has lost just three times at home as the Associated Press top-ranked team in the history of the program and just twice in Rupp Arena. Prior to the loss to UCLA by three on Dec. 3, 2016, the other two losses came by just one point.

The Wildcats are 54-2 all-time as the AP No. 1 team in Rupp Arena since its opening in 1976. The first loss was to Auburn, 53-52, on Jan. 9, 1988.

Coach Cal in Rupp Arena

It's been downright difficult to beat the Wildcats in Rupp Arena during the John Calipari era. UK is 167-9 (.949) in Rupp Arena under Calipari.

- UK is 20-5 (.800) vs. ranked opponents in Rupp in the Calipari era
- The Wildcats are 147-4 (.974) vs. unranked teams in Rupp under Cal
- UK is 86-3 (.966) at home vs. nonconference foes under Calipari
- Calipari notched his 100th career win in Rupp Arena as UK's coach with the Wildcats' 110-75 rout of Auburn on Feb. 21, 2014. It took Calipari just 104 games to reach the century mark at home, the fastest of any UK coach

Cal Passes Hall for Rupp Record

With a 101-70 victory over Cleveland State on Nov. 23, 2016, John Calipari passed former UK head coach Joe B. Hall for wins in Rupp Arena history.

Calipari currently has 167 victories inside the historic venue. Hall won 122.

Rupp Arena Quick Facts

Year Opened:	1976
First Game:	Nov. 27, 1976
All-Time Record:	594-69 (.89.6)
Record Under Calipari:	167-9 (.94.9)
Capacity:	20,500
Record Crowd:	24,479 (1/20/10)
Longest Winning Streak:	54 (11/9/10-12/1/12)
Current Winning Streak:	4

2019-20 Opponent Breakdown

Eastern Kentucky (Nov. 8)

All-time games in Rupp Arena: 10
UK record in Rupp vs. EKU: 10-0
Last time in Rupp Arena: UK, 88-67 (12/9/15)

Evansville (Nov. 12)

All-time games in Rupp Arena: N/A
UK record in Rupp vs. EU: N/A
Last time in Rupp Arena: N/A

Utah Valley (Nov. 18)

All-time games in Rupp Arena: One
UK record in Rupp vs. UV: 1-0
Last time in Rupp Arena: UK, 73-63 (11/10/17)

Mount St. Mary's (Nov. 22)

All-time games in Rupp Arena: N/A
UK record in Rupp vs. MSM: N/A
Last time in Rupp Arena: N/A

Lamar (Nov. 24)

All-time games in Rupp Arena: Three
UK record in Rupp vs. LU: 3-0
Last time in Rupp Arena: UK, 86-64 (12/28/11)

UAB (Nov. 29)

All-time games in Rupp Arena: One
UK record in Rupp vs. UAB: 1-0
Last time in Rupp Arena: UK, 61-53 (12/20/80)

Fairleigh Dickinson (Dec. 7)

All-time games in Rupp Arena: N/A
UK record in Rupp vs. FD: N/A
Last time in Rupp Arena: N/A

Georgia Tech (Dec. 14)

All-time games in Rupp Arena: Three
UK record in Rupp vs. GT: 3-0
Last time in Rupp Arena: UK, 85-71 (12/13/97)

Louisville (Dec. 28)

All-time games in Rupp Arena: 19
UK record in Rupp vs. UofL: 15-4
Last time in Rupp Arena: UK, 90-61 (12/16/17)

Missouri (Jan. 4)

All-time games in Rupp Arena: Four
UK record in Rupp vs. MU: 4-0
Last time in Rupp Arena: UK, 87-66 (2/24/18)

Alabama (Jan. 11)

All-time games in Rupp Arena: 31
UK record in Rupp vs. UA: 26-5
Last time in Rupp Arena: UK, 81-71 (2/17/18)

Georgia (Jan. 21)

All-time games in Rupp Arena: 40
UK record in Rupp vs. UGA: 36-4
Last time in Rupp Arena: UK, 66-61 (12/31/17)

Vanderbilt (Jan. 29)

All-time games in Rupp Arena: 41
UK record in Rupp vs. VU: 39-2
Last time in Rupp Arena: UK, 56-47 (1/12/19)

Mississippi State (Feb. 4)

All-time games in Rupp Arena: 30
UK record in Rupp vs. MSU: 28-2
Last time in Rupp Arena: UK, 76-55 (1/22/19)

Ole Miss (Feb. 15)

All-time games in Rupp Arena: 31
UK record in Rupp vs. OM: 30-1
Last time in Rupp Arena: UK, 96-78 (2/28/18)

Florida (Feb. 22)

All-time games in Rupp Arena: 43
UK record in Rupp vs. UF: 35-8
Last time in Rupp Arena: UK, 66-57 (3/9/19)

Auburn (Feb. 29)

All-time games in Rupp Arena: 30
UK record in Rupp vs. AU: 28-2
Last time in Rupp Arena: UK, 80-53 (2/23/19)

Tennessee (March 3)

All-time games in Rupp Arena: 43
UK record in Rupp vs. UT: 38-5
Last time in Rupp Arena: UK, 86-69 (2/16/19)



UK vs. AP Ranked Foes Under Cal

In John Calipari Era (2009-Present)

60-31

vs. No. 1 Michigan State (New York)	Nov. 5, 2019	W, 69-62
vs. No. 14 Auburn (NCAAT)	March 31, 2019	L 77-71 ^{at}
vs. No. 11 Houston (NCAAT)	March 29, 2019	W, 62-58
vs. No. 19 Wofford (NCAAT)	March 23, 2019	W, 62-56
vs. No. 8 Tennessee (SECT)	March 16, 2019	L, 82-78
at No. 7 Tennessee	March 2, 2019	L, 71-52
vs. No. 1 Tennessee	Feb. 16, 2019	W, 86-69
vs. No. 19 LSU	Feb. 13, 2019	L, 73-71
vs. No. 9 Kansas	Jan. 26, 2019	W, 71-63
vs. No. 22 Mississippi State	Jan. 22, 2019	W, 76-55
at No. 14 Auburn	Jan. 19, 2019	W, 82-80
vs. No. 9 North Carolina (Chicago)	Dec. 22, 2018	W, 80-72
vs. No. 4 Duke (Indianapolis)	Nov. 6, 2018	L, 118-84
vs. No. 13 Tennessee (SECT)	March 11, 2018	W, 77-72
at No. 10 Auburn	Feb. 14, 2018	L, 76-66
vs. No. 15 Tennessee	Feb. 6, 2018	L, 61-59
at No. 7 West Virginia	Jan. 27, 2018	W, 83-76
at No. 23 Tennessee	Jan. 6, 2018	L, 76-65
vs. No. 4 Kansas (Chicago)	Nov. 14, 2017	L, 65-61
vs. No. 6 North Carolina (NCAAT)	March 26, 2017	L, 75-73
vs. No. 8 UCLA (NCAA)	March 24, 2017	W, 86-75
vs. No. 19 Wichita State (NCAAT)	March 19, 2017	W, 65-62
vs. No. 13 Florida	Feb. 25, 2017	W, 76-66
at No. 24 Florida	Feb. 4, 2017	L, 88-66
vs. No. 2 Kansas	Jan. 28, 2017	L, 79-73
vs. No. 24 South Carolina	Jan. 21, 2017	W, 85-69
at No. 10 Louisville	Dec. 21, 2016	L, 73-70
vs. No. 7 North Carolina (Las Vegas)	Dec. 17, 2016	W, 103-100
vs. No. 11 UCLA	Dec. 3, 2016	L, 97-92
vs. No. 13 Michigan State (New York)	Nov. 15, 2016	W, 69-48
vs. No. 14 Indiana (NCAAT)	March 19, 2016	L, 73-67
vs. No. 17 Texas A&M (SECT)	March 13, 2016	W, 82-77
at No. 4 Kansas	Jan. 30, 2016	L, 90-84
vs. No. 16 Louisville	Dec. 27, 2015	W, 75-73
vs. No. 5 Duke (Chicago)	Nov. 17, 2015	W, 74-63
vs. No. 3 Wisconsin (NCAAT)	April 4, 2015	L, 71-64
vs. No. 8 Notre Dame (NCAAT)	March 28, 2015	W, 68-66
vs. No. 20 West Virginia (NCAAT)	March 26, 2015	W, 78-39
vs. No. 21 Arkansas (SECT)	March 15, 2015	W, 78-63
vs. No. 18 Arkansas	Feb. 28, 2015	W, 84-67
at No. 4 Louisville	Dec. 27, 2014	W, 58-50
vs. No. 21 North Carolina	Dec. 13, 2014	W, 84-70
vs. No. 6 Texas	Dec. 5, 2014	W, 63-51
vs. No. 5 Kansas (Indianapolis)	Nov. 18, 2014	W, 72-40
vs. No. 18 UConn (NCAAT)	April 7, 2014	L, 60-54
vs. No. 12 Wisconsin (NCAAT)	April 5, 2014	W, 74-73
vs. No. 7 Michigan (NCAAT)	March 30, 2014	W, 75-72
vs. No. 5 Louisville (NCAAT)	March 28, 2014	W, 74-69
vs. No. 2 Wichita State (NCAAT)	March 23, 2014	W, 78-76
vs. No. 1 Florida (SECT)	March 16, 2014	L, 61-60
at No. 1 Florida	March 8, 2014	L, 84-65
vs. No. 3 Florida	Feb. 15, 2014	L, 69-59
vs. No. 4 Louisville	Dec. 28, 2013	W, 73-66
at No. 18 North Carolina	Dec. 14, 2013	L, 67-62
vs. No. 20 Baylor (Dallas)	Dec. 6, 2013	L, 78-74
vs. No. 2 Michigan St. (Chicago)	Nov. 12, 2013	W, 61-57
vs. No. 11 Florida	March 9, 2013	L, 69-52
at No. 7 Florida	Feb. 12, 2013	W, 87-74
at No. 16 Ole Miss	Jan. 29, 2013	L, 75-68
at No. 4 Louisville	Dec. 29, 2012	W, 67-59
vs. No. 9 Duke (Atlanta)	Nov. 13, 2012	W, 69-61
vs. No. 6 Kansas (NCAAT)	April 2, 2012	W, 82-70
vs. No. 17 Louisville (NCAAT)	March 31, 2012	W, 87-71
vs. No. 9 Baylor (NCAAT)	March 25, 2012	W, 74-71
vs. No. 16 Indiana (NCAAT)	March 23, 2012	W, 74-59
vs. No. 22 Florida (SECT)	March 10, 2012	W, 74-59
at No. 16 Florida	March 4, 2012	W, 74-59
vs. No. 8 Florida	Feb. 7, 2012	W, 78-58
vs. No. 4 Louisville	Dec. 31, 2011	W, 69-62
vs. No. 5 North Carolina	Dec. 3, 2011	W, 73-72
vs. No. 12 Kansas (New York)	Nov. 15, 2011	W, 75-65
vs. No. 9 UConn (NCAAT)	April 2, 2011	L, 56-55
vs. No. 7 North Carolina (NCAAT)	March 27, 2011	W, 76-69
vs. No. 1 Ohio State (NCAAT)	March 25, 2011	W, 62-60
vs. No. 22 West Virginia (NCAAT)	March 19, 2011	W, 71-63
vs. No. 12 Florida (SECT)	March 13, 2011	W, 70-54
vs. No. 21 Vanderbilt	March 1, 2011	W, 68-66
vs. No. 13 Florida	Feb. 26, 2011	W, 76-68
at No. 21 Vanderbilt	Feb. 12, 2011	L, 81-77
at No. 22 Louisville	Dec. 31, 2010	W, 78-63
vs. No. 23 Notre Dame (Louisville)	Dec. 8, 2010	W, 72-58
vs. No. 13 Washington (Maui)	Nov. 23, 2010	W, 74-67
vs. No. 6 West Virginia (NCAAT)	March 27, 2010	L, 73-66
vs. No. 15 Tennessee (SECT)	March 13, 2010	W, 74-45
at No. 19 Tennessee	Feb. 27, 2010	L, 74-65
at No. 17 Vanderbilt	Feb. 20, 2010	W, 58-56
vs. No. 12 Tennessee	Feb. 13, 2010	W, 73-62
vs. No. 25 Ole Miss	Feb. 2, 2010	W, 85-75
vs. No. 21 Vanderbilt	Jan. 30, 2010	W, 85-72
vs. No. 14 UConn (New York)	Dec. 9, 2009	W, 64-61
vs. No. 10 North Carolina	Dec. 5, 2009	W, 68-66

Calipari's Record at UK vs:

vs. No. 1	3-2
vs. Top 3	4-6
vs. Top 5	11-10
vs. Top 10	24-19
vs. Top 15	38-23
vs. Top 20	49-28
vs. Top 25	60-31
Home	20-5
Away	7-12
Neutral	33-14
SEC Tourney	5-2
NCAA Tourney	17-7

Second Tour: Calipari, UK Agree to New Long-Term Contract

John Calipari, who owns more wins, more NCAA Tournament wins, more Final Four appearances, more Elite Eight berths and more Sweet 16 showings than any other coach since his arrival at Kentucky, signed a new long-term contract with the school in June that offers the opportunity to end his career in Lexington.

The new deal, with total guaranteed compensation – which includes base salary and media/endorsement payments – is valued at

\$86 million over the lifetime of the contract. With a base salary of \$400,000 per season from the university, Calipari will make \$8 million in total compensation over the next two seasons with increases starting in 2021-22 (\$8.5 million per year for four seasons) and 2025-26 (\$9 million per year for four seasons).

The only incentive included in Calipari's new contract remains the performance of the men's basketball team in the Academic Progress Rate, a metric created by the NCAA to measure academic eligibility, retention and graduation. The bonus will remain unchanged at \$50,000 from the previous contract for meeting the threshold of 975. The men's basketball team has earned an NCAA award in five straight seasons for finishing among the top 10% of Division I men's basketball schools.

Calipari's new contract will no longer include a retention bonus. Beginning with the sixth contract year of the agreed upon terms, Calipari has the option to step down as the head coach and become special assistant to the athletics director/university representative. He would receive \$950,000 in annual compensation for the position.

Calipari is calling the start of his second decade at Kentucky his "second tour" after unprecedented success in his first decade. His goal is for the program to build on that success and do even bigger things on the second tour. First, let's take a look back at his first one ...

A Decorated Decade

Through 10 years at Kentucky, John Calipari's time in Lexington has been every bit as successful -- and more -- as fans hoped when he agreed to become the head coach at Kentucky back in the spring of 2009.

By just about every measure, he's the most successful coach in college basketball during the last decade. Among schools who have been to at least two Elite Eights and a Final Four since 2009-10, Calipari ranks:

- First in wins (306)
- First in NCAA Tournament wins (31)
- Fourth in NCAA titles (one)
- First in Final Four appearances (four)
- First in Elite Eight appearances (seven)
- First in Sweet 16 appearances (eight)
- Third in regular-season conference titles (five)
- Second in league tournament titles (six)

Moving Up the Kentucky Career Wins List

With an 80-53 victory vs. Auburn on Feb. 23, John Calipari moved past Joe B. Hall for the second-most wins in program history. Calipari trails only the legendary Adolph Rupp (876 wins) for the most wins at UK and earned win No. 300 at Ole Miss on March 5.

When Calipari tied Hall with his 297th win at Missouri on Feb. 19, he did so 32 games faster than Hall and just two games slower than Rupp.

Although he's still climbing the charts, he's doing it nearly as fast as anyone else in NCAA history. With the win over Ole Miss, Calipari became the fourth-fastest coach to 300 wins at one program in NCAA history. Only Bill Self (358 games at Kansas), Claire Bee (359 games at Long Island) and Rupp (366 at UK) got there faster.

Calipari passed Tubby Smith on Dec. 1 for the third-most coached games at UK. Smith's 10-year career with the Wildcats ended with his 346th game. Calipari and UK's win over UNC Greensboro on Dec. 1 marked the 347th career game he's been at the helm.

Rupp is obviously first in games coached with a 42-year tenure spanning 1,066 career games.

First-Ballot Hall of Famer

Kentucky men's basketball coach John Calipari joined basketball's fraternity of legends in September 2015 after being elected to the Naismith Memorial Basketball Hall of Fame on the first ballot.

Calipari joined an elite group of basketball players and coaches in the Naismith Hall of Fame, considered to be one of the ultimate honors in the sport. The Class of 2015 included Calipari, Dick Bevetta, Wildcat Louie Dampier, Lindsay Gaze, Tom Heinsohn, John Isaacs, Spencer Haywood, Lisa Leslie, Dikembe Mutombo, George Raveling and JoJo White.

700 Victories and Counting

With Kentucky's win over UIC on Nov. 26, 2017, John Calipari reached 700 on-court wins. At the time he was one of just 41 coaches, regardless of NCAA level of classification, to reach that barrier. Only 29 coaches have done it with at least 10 seasons at the Division I level.

Calipari became the fourth-fastest coach to 700 on-court wins ever. Only Adolph Rupp (836 games), Jerry Tarkanian (876 games) and Roy Williams (879 games) did it faster.

Calipari is currently the only coach in NCAA history with at least 189 victories at three different schools.

ON PACE WITH THE BARON OF THE BLUEGRASS

- Legendary coach Adolph Rupp won 876 career games while he was the coach of UK. He also led Kentucky to five NCAA titles during his 41-year tenure.
- John Calipari is just behind pace with Rupp to begin his career at UK in total victories. Calipari (.812) is slightly behind Rupp (.822) in total UK career winning percentage.

Coach	Games	Record	Next Game (378th Game)
Adolph Rupp	377	310-67	def. Georgia Tech 83-46 (Feb. 22, 1947)
John Calipari	377	306-71	vs. Eastern Kentucky (Nov. 8, 2019)
Joe B. Hall	377	286-91	def. Ole Miss 57-45 (Jan. 9, 1985)



COACH CALIPARI

UK vs. AP Ranked Foes Under Cal

Record as AP Top-Ranked Coach Since 2009-10

Coach	Schools	Records
1. John Calipari	Kentucky	69-7
2. Mike Krzyzewski	Duke	50-10
3. Bill Self	Kansas	42-8
4. Jay Wright	Villanova	28-6
5. Mark Few	Gonzaga	16-4
6. Jim Boeheim	Syracuse	15-4
7. Tom Crean	Indiana	14-3
8. Thad Matta	Ohio State	13-2
9. Sean Miller	Arizona	12-1
10. Billy Donovan	Florida	11-1

Record as AP Top-Ranked Coach Active

Coach	Schools	Records
1. Mike Krzyzewski		216-34
2. John Calipari	UK, Memphis, UMass	110-12
3. Roy Williams	UNC, Kansas	95-18
4. Bill Self	Kansas	44-9
5. Bruce Weber	Illinois	30-2
6. Jay Wright	Villanova	28-6
7. Jim Boeheim	Syracuse	24-5
8. Bob Huggins	Cincinnati	20-4
9. Mark Few	Gonzaga	16-4
10. Tom Crean	Indiana	14-3

through games on Nov. 5

All-Time Calipari Draft Picks

Player (School)	Round	Year (Overall)
Bam Adebayo (UK)	First	2017 (14)
Eric Bledsoe (UK)	First	2010 (18)
Devin Booker (UK)	First	2015 (13)
Antonio Burks (MEM)	Second	2004 (36)
Marcus Camby (UMASS)	First	1996 (2)
Rodney Carney (MEM)	First	2006 (16)
DeMarcus Cousins (UK)	First	2010 (5)
Willie Cauley-Stein (UK)	First	2015 (6)
Anthony Davis (UK)	First	2012 (1)
Hamidou Diallo (UK)	Second	2018 (45)
Joey Dorsey (MEM)	Second	2008 (33)
C. Douglas-Roberts (MEM)	Second	2008 (40)
Robert Dozier (MEM)	Second	2009 (60)
Tyreke Evans (MEM)	First	2009 (4)
De'Aaron Fox (UK)	First	2017 (5)
S. Gilgeous-Alexander (UK)	First	2018 (11)
Archie Goodwin (UK)	First	2013 (29)
Josh Harrellson (UK)	Second	2011 (45)
Andrew Harrison (UK)	Second	2015 (44)
Tyler Herro (UK)	First	2019 (13)
Dakari Johnson (UK)	Second	2015 (48)
Keldon Johnson (UK)	First	2019 (29)
Terrence Jones (UK)	First	2012 (18)
Enes Kanter (UK)	First	2011 (3)
Michael Kidd-Gilchrist (UK)	First	2012 (2)
Brandon Knight (UK)	First	2011 (8)
Kevin Knox (UK)	First	2018 (9)
Skal Labissière (UK)	First	2016 (28)
Doron Lamb (UK)	Second	2012 (42)
DeAndre Liggins (UK)	Second	2011 (53)
Trey Lyles (UK)	First	2015 (12)
Darius Miller (UK)	Second	2012 (46)
Malik Monk (UK)	First	2017 (11)
Jamal Murray (UK)	First	2016 (7)
Nerlens Noel (UK)	First	2013 (6)
Daniel Orton (UK)	First	2010 (29)
Patrick Patterson (UK)	First	2010 (14)
Julius Randle (UK)	First	2014 (7)
Lou Roe (UMass)	Second	1995 (30)
Derrick Rose (MEM)	First	2008 (1)
Marquis Teague (UK)	First	2012 (29)
Karl-Anthony Towns (UK)	First	2015 (1)
Tyler Ulis (UK)	Second	2016 (34)
Jarred Vanderbilt (UK)	Second	2018 (41)
Dajuan Wagner (MEM)	First	2002 (6)
John Wall (UK)	First	2010 (1)
PJ Washington (UK)	First	2019 (12)
Shawne Williams (MEM)	First	2006 (17)
James Young (UK)	First	2014 (17)

Calipari Unrivaled in Conference

John Calipari has won 15 league regular-season championships (including five Southeastern Conference titles) seven more than the next-closest coach in the SEC (Bruce Pearl has eight). Calipari has won six SEC Tournament championships in 10 seasons at Kentucky and owns 15 conference tournament titles in his career, 11 more than his closest competitors (Ben Howland, Kermit Davis).

He's tallied a 344-104 (.768) all-time record within conference play as a head coach and owns a 136-38 (.782) record since joining the SEC. His 136 total wins are the second most among Division I coaches since 1996-97 over their first 10 seasons with a program, while his winning percentage ranks third. Only Adolph Rupp (.833) had a better winning percentage through his first 10 seasons in league play in Kentucky's history.

Although he's been publicly outspoken against conference tournaments -- only because he doesn't favor playing three or more games on consecutive days to win the tournament -- his teams have gotten up for them. Calipari's teams at UMass, Memphis and Kentucky have been to 19 conference championship games in his 27-year career, winning a remarkable 15 of them. Calipari is 57-12 (.826) all-time in conference tournaments, including 23-4 (.852) at UK.

Calipari in Elite Company with Conference Championships

Kentucky men's basketball coach John Calipari added another first to his Hall of Fame career in 2017.

When Kentucky clinched at least a share of the 2017 Southeastern Conference championship by beating Vanderbilt on Feb. 28, 2017, he made history as a head coach. Calipari became the first NCAA Division I coach to lead three different programs (UMass, Memphis, Kentucky) to five on-court regular-season league titles five different times. He won the Atlantic 10 at the helm of UMass in 1992, 93, 94, 95 and 96. Memphis claimed the Conference USA crown in 2004, 06, 07, 08 and 09. Kentucky has captured the SEC five times in 2010, 12, 15, 16 and 17.

Perhaps more impressive is that Calipari has 30 combined regular-season and tournament championships after the 2018 SEC Tournament title. That trails only Mark Few of Gonzaga (33 titles with the West Coast Conference regular-season title in 2019) among all active coaches. All-time, Calipari trails only the great Adolph Rupp (41) and Few.

UK Collegiate Awards Under Calipari

All-America Honors		All-SEC		NCAA Final Four Team	
DeMarcus Cousins (2010)		D. Cousins (2010)	1st (Coaches/AP)	Anthony Davis (MVP)	2012
AP (1), NABC (2), USBWA (2), SN (2)		Patrick Patterson (2010)	1st (Coaches)/2nd (AP)	Michael Kidd-Gilchrist	2012
John Wall (2010)		John Wall (2010)	1st (Coaches/AP)	Doron Lamb	2012
AP (1), NABC (2), USBWA (2), SN (2)		Terrence Jones (2011)	1st (Coaches/AP)	Julius Randle	2014
Anthony Davis (2012)		Brandon Knight (2011)	1st (Coaches)/2nd (AP)	James Young	2014
AP (1), NABC (2), USBWA (2), SN (2)		Anthony Davis (2012)	1st (Coaches/AP)	NCAA All-Regional	
Michael Kidd-Gilchrist (2012)	AP (3), USBWA (2), NABC (3), SN (2)	M. Kidd-Gilchrist (2012)	1st (Coaches/AP)	DeMarcus Cousins	2010
Terrence Jones (2012)		Terrence Jones (2012)	2nd (Coaches/AP)	John Wall	2010
Doron Lamb (2012)		Doron Lamb (2012)	2nd (Coaches)	Josh Harrellson	2011
Nerlens Noel (2013)		Nerlens Noel (2013)	1st (Coaches/AP)	Brandon Knight (MVP)	2011
Julius Randle (2014)		Julius Randle (2014)	1st (Coaches/AP)	DeAndre Liggins	2011
NABC (3)		James Young (2014)	2nd (Coaches)	M. Kidd-Gilchrist (MVP)	2012
Willie Cauley-Stein (2015)		Devin Booker (2015)	2nd (Coaches)	Anthony Davis	2012
Aaron Harrison (2015)		Willie Cauley-Stein (2015)	1st (Coaches/AP)	Doron Lamb	2012
NABC (1), USBWA (1), SN (1)		Aaron Harrison (2015)	2nd (Coaches/AP)	Aaron Harrison	2014
Karl-Anthony Towns (2015)	SN (3)	Karl Towns (2015)	1st (Coaches/AP)	Marcus Lee	2014
Tyler Ulis (2016)		Tyler Ulis (2016)	1st (Coaches/AP)	Julius Randle (MVP)	2014
AP (1), SN (1), USBWA (2), NABC (2)		Jamal Murray (2016)	1st (Coaches/AP)	Willie Cauley-Stein	2015
Malik Monk (2017)		Malik Monk (2017)	1st (Coaches/AP)	Andrew Harrison	2015
SN (2), USBWA (2), NABC (2), AP (2)		De'Aaron Fox (2017)	1st (Coaches/AP)	Karl Towns (MVP)	2015
PJ Washington (2019)	SN (3), USBWA (3), NABC (3), AP (3)	Bam Adebayo (2017)	2nd (Coaches/AP)	De'Aaron Fox	2017
SEC Player of the Year		Kevin Knox (2018)	1st (Coaches)	Isaac Humphries	2017
John Wall	2010 (Coaches/AP)	Shai G.-Alexander (2018)	2nd (Coaches)	Tyler Herro	2019
Anthony Davis	2012 (Coaches/AP)	PJ Washington (2019)	1st (Coaches/AP)	PJ Washington	2019
Tyler Ulis	2016 (Coaches/AP)	Tyler Herro (2019)	2nd (Coaches)	SEC All-Tournament Team	
Malik Monk	2017 (AP)	Keldon Johnson (2019)	2nd (Coaches)	John Wall	2010
SEC Defensive Player of the Year		All-SEC Defensive Team		Eric Bledsoe	2010
Anthony Davis	2012 (Coaches)	Patrick Patterson	2010	DeMarcus Cousins	2010
Nerlens Noel	2013 (Coaches)	DeAndre Liggins	2011	Darius Miller	2011
Willie Cauley-Stein	2015 (Coaches)	Anthony Davis	2012	Brandon Knight	2011
Tyler Ulis	2016 (Coaches)	Michael Kidd-Gilchrist	2012	Josh Harrellson	2011
Ashton Hagans (shared)	2019 (Coaches)	Nerlens Noel	2013	Anthony Davis	2012
SEC Freshman (Coaches)/Newcomer (AP) of the Year		Willie Cauley-Stein	2013	Terrence Jones	2012
DeMarcus Cousins	2010 (Coaches)	Willie Cauley-Stein	2015	Aaron Harrison	2014
John Wall	2010 (AP)	Tyler Ulis	2016	Julius Randle	2014
Terrence Jones	2011 (Coaches/AP)	Ashton Hagans	2019	Willie Cauley-Stein	2015
Anthony Davis	2012 (Coaches/AP)	Coaches' All-SEC Freshman Team		Aaron Harrison	2015
Nerlens Noel	2013 (Coaches/AP)	Eric Bledsoe	2010	Andrew Harrison	2015
Julius Randle	2014 (Coaches/AP)	DeMarcus Cousins	2010	Jamal Murray	2016
Karl-Anthony Towns	2015 (Coaches/AP)	John Wall	2010	Tyler Ulis	2016
Malik Monk	2017 (Coaches/AP)	Brandon Knight	2011	Bam Adebayo	2017
Kevin Knox	2018 (Coaches)	Terrence Jones	2011	De'Aaron Fox	2017
Keldon Johnson	2019 (Coaches)	Doron Lamb	2011	Dominique Hawkins	2017
Tyler Herro	2019 (AP)	Anthony Davis	2012	Wenyen Gabriel	2018
SEC Sixth Man of the Year		Michael Kidd-Gilchrist	2012	Shai Gilgeous-Alexander	2018
Darius Miller	2012 (Coaches)	Willie Cauley-Stein	2013	Kevin Knox	2018
Kyle Wiltjer	2013 (Coaches)	Archie Goodwin	2013	SEC Tournament MVP	
Devin Booker	2015 (Coaches)	Nerlens Noel	2013	John Wall	2010
CoSIDA Academic All-America		Alex Poythress	2013	Darius Miller	2011
Alex Poythress (2nd)	2016	Julius Randle	2014	Willie Cauley-Stein	2015
		James Young	2014	Tyler Ulis	2016
		Devin Booker	2015	De'Aaron Fox	2017
		Trey Lyles	2015	Shai Gilgeous-Alexander	2018
		Karl-Anthony Towns	2015		
		Tyler Ulis	2015		
		Jamal Murray	2016		
		Malik Monk	2017		
		De'Aaron Fox	2017		
		Bam Adebayo	2017		
		Kevin Knox	2018		
		Shai Gilgeous-Alexander	2018		
		Tyler Herro	2019		
		Keldon Johnson	2019		



COACH CALIPARI

30 is the new 20

With a 71-67 win over Mississippi State on Feb. 9, 2019, John Calipari achieved another feat in his decorated coaching career. With his 20th victory in 2019, he secured his 25th consecutive on-court 20-win season. He leads all active coaches with that streak, ahead of Mike Krzyzewski (23) and Bill Self (21).

With a Sweet 16 win over Houston in the 2019 NCAA Tournament, Calipari and the Cats clinched a 30-win season for the fifth time as UK's head coach. Calipari has 11 seasons with 30 or more on-court wins. Only Krzyzewski (15) and Roy Williams (12) have more 30-win seasons as an active head coach. Calipari is the first coach in NCAA Division I history to record five straight on-court 30-win seasons, notching 30 wins in consecutive seasons from 2005-06 to 2009-10.

There's No Place Like Home

Since his 1991-92 season at UMass, John Calipari-coached teams have posted a 377-31 (.924) record at home. At UK, Coach Cal is 167-9 (.949) in Rupp Arena.

In five of Calipari's 10 seasons at Kentucky, the Wildcats have posted an undefeated record at home, including a school-record 19-0 mark during the 2014-15 season.

Calipari owns both of UK's longest winning streaks in the arena. He began his career at UK with a 54-game winning streak at Rupp Arena. It was the longest winning streak since the arena opened in 1976. With a win over Georgia on Feb. 9, 2016, he secured the second-longest streak in the storied building at 34 games (which ended at 42).

	Coach	Streak (Yrs)
1.	John Calipari	54 (2010-13)
2.	John Calipari	42 (2014-17)
3.	Rick Pitino	33 (1992-94)
4.	Joe B. Hall	30 (1981-82)
5.	Rick Pitino	27 (1995-97)

Life Away From Home Isn't So Bad Either

As good as John Calipari's team's have been at home, they're pretty good in hostile environments on the road. Dating back to the 2005-06 season, Calipari has recorded a 100-45 (.690) record on the road. At neutral-site venues, Kentucky is 78-21 (.788) all-time under Calipari.

Calipari at No. 1

John Calipari is one of just two coaches (Frank McGuire) to lead three programs to a No. 1 ranking. Calipari has led six of his 10 UK teams to the ranking and seven of his last 12 teams to the No. 1 ranking (he's done it nine times overall). When Coach Cal's teams have been at the top, they've been difficult to knock off:

- Calipari is 110-12 (.902) as the top-ranked Associated Press Top 25 coach in the country
 - He's 69-7 (.908) when his team is at the top of the AP Top 25 as UK's head coach
 - Calipari tallied a 32-4 mark at UMass at No. 1 and he was 9-1 at Memphis when he had the Tigers at the pinnacle of the rankings
 - He (110) trails only Duke's Mike Krzyzewski (216) in active coaches with victories at No. 1
 - Calipari has coached 122 career games as a No. 1 team, the fourth most in NCAA history, trailing Krzyzewski (250), John Wooden (228) and Adolph Rupp (131)
 - Among coaches who have owned a No. 1 ranking in at least 119 games, Calipari's winning percentage of .902 trails only Wooden (.952) and is ahead of active coach Krzyzewski (.865)
 - Calipari is 6-4 vs. the AP top-ranked team in the land, including 3-2 at Kentucky after defeating Michigan State on Nov. 5
- According to ESPN, his .600 winning percentage against the No. 1 ranked team is the best for any head coach

The Success Rate

John Calipari has graduated 100 percent of the players (20 of 20) who have been eligible to receive their diploma by the end of their senior years and exhausted their athletic eligibility. Of that group, Brad Calipari, Patrick Patterson, Jarrod Polson and Alex Poythress completed their degrees in three years.

In the NCAA's Academic Progress Rate, which measures eligibility, retention and graduation, UK has posted a single-year Academic Progress Rate of 977 or higher in every season under Calipari, including a perfect 1,000 in the last six single-year reports. Kentucky's four-year composite score in the most recent report, which was released in May of 2019, was a 1,000, earning the team an NCAA academic award for the fifth year in a row for finishing in the top 10% of Division I men's basketball programs.

Dream Maker

As someone who prides himself on helping young men reach their dreams, Coach Cal has helped 49 players earn selection in the NBA Draft during his college coaching career, including 38 over his first 10 seasons at Kentucky, which is more than any other coach.

- Four No. 1 overall selections (Derrick Rose, John Wall, Anthony Davis and Karl-Anthony Towns) during the nine drafts from 2008 to 2016. No other coach has more than three No. 1 picks
- In 2010, five of his UK players were selected in the first round for the first time in NBA history
- His six players in the 2012 and 2015 NBA drafts are the most in the two-round era
- Churned out 38 NBA Draft picks, 29 first-rounders, three No. 1 overall selections, seven top-five picks and 21 lottery picks at Kentucky
- Of the 60 players who have finished their college careers at Kentucky under Calipari, 38 have been selected in the NBA Draft, a 63.3-percent success rate. Another five of those made the NBA, and the majority of the rest were walk-ons
- Of the 27 players at UK who have declared for the NBA Draft after their freshman seasons, 25 have been first-round picks. All 27 have played a game in the NBA. He is 29 for 31 in that regard when including his players from Memphis
- Only coach to produce the top two picks in the same draft (2012 - Anthony Davis and Michael Kidd-Gilchrist)
- Produced a top-10 pick in 12 straight drafts since 2008, the only school to do so during that time period

Recruiting Trail

The Wildcats have signed more top-25 players under John Calipari's leadership than any other school. Nearly a quarter of all Rivals' top-10 prospects nationally over the past 11 classes have signed with Coach Cal and the Cats. The following list does not include transfers (freshman signees only).

PLAYER (YEAR)	ESPN	RIVALS	247	MCD	JB
Dontaie Allen ('19)	NR	68	98		
Keion Brooks ('19)	36	29	14		Y
Brennan Canada ('19)	NR@	NR@	NR@		
Johnny Juzang ('19)	30	34	31		
Tyrese Maxey ('19)	13	10	10	Y	Y
Kahlil Whitney ('19)	12	14	11	Y	Y
Ashton Hagans ('18)	20	13	12		
Tyler Herro ('18)	30	36	38		Y
Keldon Johnson ('18)	7	15	18	Y	Y
EJ Montgomery ('18)	14	11	6	Y	
Zan Payne ('18)	NR	NR	NR		
Immanuel Quickley ('18)	25	22	19	Y	
Jemari Baker Jr. ('17)	66	82	90		
Hamidou Diallo ('17)	11~	10~	11		
Shai Gilgeous-Alexander ('17)	35	34	20		
Quade Green ('17)	24	22	33	Y	Y
Kevin Knox ('17)	10	10	18	Y	Y
Nick Richards ('17)	17	17	15	Y	Y
Jarrod Vanderbilt ('17)	19	14	12	Y	Y
PJ Washington ('17)	12	15	9	Y	Y
Bam Adebayo ('16)	5	7	12	Y	Y
Brad Calipari ('16)	NR	NR	NR		
De'Aaron Fox ('16)	6	6	6	Y	Y
Wenyen Gabriel ('16)	14	13	14	Y	
Sacha Killeya-Jones ('16)	24	24	25	Y	
Malik Monk ('16)	9	9	10	Y	Y
Tai Wynyard ('16)	NR	NR	NR		
Isaiah Briscoe ('15)	13	10	16	Y	Y
Jonny David ('15)	NR@	NR@	NR@		
Isaac Humphries ('15)	49	NR^	62		
Skal Labissiere ('15)	2	1	2		Y
Charles Matthews ('15)	42	48	74	Y	
Jamal Murray ('15)	NA^	9	10		
Devin Booker ('14)	18	29	22	Y	Y
Trey Lyles ('14)	6	13	17	Y	Y
Karl-Anthony Towns ('14)	9	5	2	Y	Y
Tyler Ulis ('14)	25	21	20	Y	Y
EJ Florial ('13)	NR@	NR@	NR@		
Aaron Harrison ('13)	9	7	5	Y	Y
Andrew Harrison ('13)	5	5	3	Y	Y
Dominique Hawkins ('13)	NR	NR	151		
Dakari Johnson ('13)	7	9	8	Y	Y
Marcus Lee ('13)	25	19	14	Y	Y
Julius Randle ('13)	3	2	2	Y	Y
Derek Willis ('13)	NR	115	58		
James Young ('13)	8	11	10	Y	Y
Archie Goodwin ('12)	15	14	18	Y	Y
Willie Cauley-Stein ('12)	40	40	47		
Nerlens Noel ('12)	1	2	1		Y
Alex Poythress ('12)	13	8	7	Y	Y
Anthony Davis ('11)	1	2	1	Y	Y
Michael Kidd-Gilchrist ('11)	4	3	2	Y	Y
Sam Malone ('11)	NR@	NR@	NR@		
Brian Long ('11)	NR@	NR@	NR@		
Marquis Teague ('11)	8	5	6	Y	Y
Kyle Wiltjer ('11)	19	22	21	Y	Y
Terrence Jones ('10)	9	13	8*	Y	Y
Enes Kanter ('10)	25	3	3*		
Brandon Knight ('10)	4	6	6*	Y	Y
Doron Lamb ('10)	29	21	28*	Y	Y
Jarrod Polson ('10)	NR@	NR@	NR*@		
Stacey Poole, Jr. ('10)	51	33	67*		
Eric Bledsoe ('09)	NR	23	37*		
DeMarcus Cousins ('09)	4	2	3*	Y	Y
Jon Hood ('09)	92	40	46*		
Daniel Orton ('09)	13	22	17*		Y
John Wall ('09)	5	1	2*		Y

Top-10 Players	21	23	22
Top-25 Players	42	44	44
Top-50 Players	50	53	51

McDonald's All-Americans	35
Jordan Brand Classic All-Americans	40

* Scout.com ranking | ~ final ranking in the 2017 class before early enrollment | ^ reclassified after final rankings were released @ originally joined team as walk-on



COACH CALIPARI

Developing Talent

John Calipari hasn't just signed the best talent in the country while he's been at Kentucky; he's been the best at developing that talent and getting it ready for the next level. Of the 35 top-25 Rivals.com players Kentucky has signed and have completed their college eligibility at UK, 31 were drafted and 25 were selected in the first round. But that's only half the story. Calipari's players don't just make it to the pros; they're better prepared than anyone else. The proof is in the numbers.

Over the course of his career, Calipari's 50-plus NBA pros have amassed more than \$2.26 billion in NBA contracts, which doesn't include endorsement deals and overseas contracts. Of his UK players in the NBA, they've earned just shy of \$1.9 billion in guaranteed contracts.

There's more: Of UK's 21 lottery picks in the Calipari era, 14 have earned second contracts in the NBA with seven of them cashing in on max contracts. Of the seven who haven't earned contracts, all have been drafted in the last three years and are still on their rookie deal. Over the last 10 years, there have been 22 lottery picks who earned max contracts in the NBA. Seven of them attended Kentucky.

Double-Digit Win Streaks

Kentucky's 10-game winning streak this season -- its longest since winning 14 consecutive games near the end of the 2016-17 season -- was not abnormal for John Calipari-coached teams. Calipari's teams have posted 19 streaks of 10 or more wins at Kentucky, Memphis and UMass, including seven at UK.

They've won have won 15 or more straight games nine times, 20 or more six times, 25 or more five times, and 30 or more one time. Of course, the most famous streak was the 38-0 start during the 2014-15 season.

1. 38 Kentucky, 2014-15	6. 24 Kentucky, 2011-12	T10. 14 UMass, 1991-92	T16. 10 Kentucky, 2018-19
2. 27 Memphis, 2008-09	7. 19 Kentucky, 2009-10	T12. 12 Memphis, 2007-08	T16. 10 Kentucky, 2010-11
T3. 26 Memphis, 2007-08	8. 16 UMass, 1994-95	T12. 12 Memphis, 2002-03	T16. 10 Memphis, 2001-02
T3. 26 UMass, 1995-96	9. 15 Memphis, 2005-06	T12. 12 UMass, 1992-93	T16. 10 UMass, 1993-94
5. 25 Memphis, 2006-07	T10. 14 Kentucky, 2016-17	15. 11 Memphis, 2003-04	

Calipari Knows Defense

Defense has always been a staple of John Calipari-coached teams. Dating back to complete NCAA records beginning in 2001-02, Calipari's teams have been among national leaders in several critical defensive categories.

Year	FG% Def.	3PT FG% Def.	Rebound Margin	Scoring Margin	Blocks
2001-02 (UM)	13th (39.5)	N/A (29.3)	11th (+6.6)	15th (+11.2)	54th (4.4)
2002-03 (UM)	28th (40.6)	N/A (29.3)	44th (+4.1)	32nd (+8.0)	26th (5.1)
2003-04 (UM)	34th (40.5)	N/A (35.8)	58th (+3.4)	48th (+7.1)	20th (5.0)
2004-05 (UM)	4th (38.4)	N/A (32.7)	75th (+2.9)	62nd (+5.9)	13th (5.4)
2005-06 (UM)	2nd (38.0)	N/A (30.3)	9th (+6.7)	5th (+14.6)	8th (6.4)
2006-07 (UM)	12th (39.0)	N/A (31.3)	28th (+5.3)	5th (+5.8)	12th (5.9)
2007-08 (UM)	12th (39.1)	N/A (30.2)	16th (+6.2)	2nd (+18.0)	8th (6.1)
2008-09 (UM)	1st (37.1)	10th (30.0)	19th (+6.1)	2nd (+16.3)	7th (6.0)
2009-10 (UK)	3rd (37.8)	47th (31.3)	4th (+8.1)	6th (+14.3)	4th (7.2)
2010-11 (UK)	15th (39.4)	59th (32.4)	60th (+3.6)	13th (+11.4)	3rd (6.3)
2011-12 (UK)	1st (37.4)	67th (31.8)	12th (+6.8)	1st (+16.8)	1st (8.6)
2012-13 (UK)	30th (39.2)	104th (32.4)	48th (+4.3)	48th (+8.2)	3rd (6.6)
2013-14 (UK)	59th (41.1)	67th (32.2)	2nd (+9.4)	43rd (+8.2)	13th (5.9)
2014-15 (UK)	1st (35.4)	3rd (27.1)	15th (+6.8)	1st (+20.1)	2nd (6.9)
2015-16 (UK)	24th (39.7)	75th (32.6)	39th (+5.2)	17th (+11.4)	6th (5.8)
2016-17 (UK)	98th (42.4)	12th (30.6)	39th (+4.7)	9th (+13.4)	15th (5.3)
2017-18 (UK)	14th (40.4)	4th (30.1)	40th (+5.1)	68th (+6.5)	31st (4.8)
2018-19 (UK)	19th (40.0)	189th (34.3)	4th (+9.4)	21st (+11.1)	21st (4.8)

#LaFamilia NBA Awards					
NBA Player of the Year Derrick Rose	2011	All-NBA Rookie Team Shai Gilgeous-Alexander (2nd) Jamal Murray (2nd)	2019 2017	Marcus Camby (2nd) Marcus Camby (2nd)	2006 2005
NBA Rookie of the Year Karl-Anthony Towns Tyreke Evans Derrick Rose	2016 2010 2009	Karl-Anthony Towns (1st) Devin Booker (1st) Willie Cauley-Stein (2nd) Nerlens Noel (1st) Anthony Davis (1st) Michael Kidd-Gilchrist (2nd)	2016 2016 2016 2015 2013 2013	NBA All-Star Team Anthony Davis Karl-Anthony Towns DeMarcus Cousins Anthony Davis Karl-Anthony Towns John Wall DeMarcus Cousins Anthony Davis John Wall DeMarcus Cousins Anthony Davis John Wall DeMarcus Cousins Anthony Davis John Wall	2019 2019 2018 2018 2018 2018 2017 2017 2017 2016 2016 2016 2015 2015 2014 2014 2012 2011 2010
NBA Defensive Player of the Year Marcus Camby	2007	Brandon Knight (1st) DeMarcus Cousins (1st) John Wall (1st) Eric Bledsoe (2nd) Tyreke Evans (1st) Derrick Rose (1st) Marcus Camby (1st)	2012 2011 2011 2011 2010 2010 1997	All-Star Game MVP Anthony Davis Rising Stars Challenge MVP Jamal Murray John Wall Tyreke Evans Slam Dunk Contest Winner Hamidou Diallo John Wall 3-Point Contest Winner Devin Booker Skills Challenge Winner Karl-Anthony Towns	2017 2017 2011 2010 2019 2014 2018 2016
NBA Cares Community Assist Award DeMarcus Cousins John Wall	2017 2016	Eric Bledsoe (1st) Anthony Davis (1st) Anthony Davis (2nd) Anthony Davis (2nd) John Wall (2nd) Marcus Camby (1st) Marcus Camby (1st)	2019 2018 2017 2015 2015 2008 2007		



Karl-Anthony Towns was named Western Conference Player of the Week on Oct. 28



Anthony Davis earned Western Conference Player of the Week on Nov. 4



COACH CALIPARI

A “players-first” coach with a penchant for helping people reach their dreams, John Calipari, a Naismith Memorial Basketball Hall of Famer, has guided six teams to the Final Four, led one to a national championship and helped 49 players earn selection in the NBA Draft during his 27-year college coaching career.

Calipari guided Kentucky to its eighth national championship and his first national title in 2012. In becoming only the second coach in NCAA history to lead three different schools to the Final Four, he has racked up more than 700 on-court victories, 20 NCAA Tournament on-court appearances, six Final Fours and numerous national coach of the year honors.

From UMass to Memphis and now Kentucky, Calipari’s career has been successful throughout, but his most recent run in Lexington has been the best stretch of his career. During Calipari’s 10 seasons at UK, he leads all coaches in total wins (305), NCAA Tournament wins (31), Final Fours (four), Elite Eights (seven) and Sweet 16s (eight).

In 2015, Coach Cal led college basketball’s first ever 38-0 team, and became one of just three coaches to make four Final Fours in a five-year span. At the end of the season, Calipari became the 96th coach to join the Naismith Memorial Basketball Hall of Fame.

While building a program out of obscurity at Massachusetts, laying the foundation at Memphis and restoring luster at the sport’s greatest program at Kentucky, he totaled the second-most wins in NCAA history in the first 20 years of a college coaching career.

Quite honestly, though, Calipari’s on-court success overshadows a much more significant picture.

In his goal to lead a players-first program, he has helped more than 50 young men realize their dreams and reach the NBA level with 49 players earning NBA Draft selections, including a record five first-round draft picks in 2010. Two years later, six Wildcats heard their names called at the 2012 draft, the most in the two-round draft era. UK, with Calipari’s help, would tie those six picks again in 2015, including a record-tying four lottery selections. His four No. 1 overall picks are more than any other coach, and he’s had 38 players drafted during his first 10 years at Kentucky, including 29 first-round picks.

Calipari’s players have entered the league NBA-ready. His players have garnered 20 All-Star selections, with Anthony Davis winning the game’s MVP honor in 2017. Derrick Rose was named NBA MVP in 2011. Five of his players have been tabbed All-NBA, three have been named NBA Rookie of the Year, and 12 players from Calipari’s first nine teams at Kentucky have made the NBA All-Rookie teams.

Much like he did at UMass, where his players graduated at nearly 80 percent, Calipari has stressed academics. Fifteen of his last 18 seniors at Memphis earned their bachelor’s degrees, and all 18 players at UK who were eligible to graduate by the end of their senior years walked away with a diploma in hand, including four players who earned their degree in just three years. Calipari’s teams routinely have posted a combined team grade-point average of 3.0 or better.

Calipari has raised millions of dollars to help the lives of those in need in the Commonwealth and beyond. He has had a particular passion to assist those impacted by natural disasters. For instance, in 2010, he used a telethon to raise more than \$1 million for victims of the devastating earthquake in Haiti. He followed that up with telethons in 2012, raising \$1 million for victims of Superstorm Sandy, and in 2017, for victims of Hurricane Harvey.

Calipari launched his foundation in 2012, and since then the foundation has worked with several key partners and donated more than \$1.5 million, a figure that does not include matching funds that have been contributed from individuals and corporations. In 2013, Calipari initiated hosting an annual alumni weekend around his basketball fantasy experience with the intent to raise money for charity. After generating \$350,000 for selected organizations and charities during the inaugural game, the weekend has generated millions of dollars for charity since its inception.

In 2017, Coach Cal was named the head coach of the 2017 USA Basketball Men’s U19 World Cup Team, which finished third at the 2017 FIBA U19 World Cup in Cairo.

Author of five books, including the New York Times Best Seller “Players First: Coaching from the Inside Out,” Calipari is a master of communication and maximizing talent. He lives by the motto that “it’s never a matter of how far you have fallen, but instead it’s about how high you bounce back.”

BIOGRAPHICAL INFORMATION

Date of Birth: Feb. 10, 1959 | **Wife:** Ellen
Children: Erin, Megan, Brad

Education

Clarion State (1982)

Head Coaching Experience

University of Massachusetts (1989-96)

New Jersey Nets (NBA) (1997-99)

University of Memphis (2001-09)

University of Kentucky (2010-present)

COACHING AWARDS

- 2018 Naismith Hall of Fame 'Service Above Self' Honoree
- 2018 NABC Metropolitan Award
- 2015 Naismith Memorial Basketball Hall of Fame Inductee
- 2015 AP National Coach of the Year
- 2015 Naismith National Coach of the Year
- 2015 NABC National Coach of the Year
- 2015 The Sporting News National Coach of the Year
- 2015 Adolph Rupp National Coach of the Year
- 2015 SEC Coach of the Year (AP/Coaches)
- 2015 USBWA District IV Coach of the Year
- 2012 Nell & John Wooden Coach of the Year Leadership Award
- 2012 Naismith National Coach of the Year Finalist
- 2012 SEC Coach of the Year (AP/Coaches)
- 2010 Adolph Rupp National Coach of the Year
- 2010 Naismith National Coach of the Year Finalist
- 2010 SEC Coach of the Year (AP)
- 2010 *Sporting News* SEC Coach of the Year
- 2010 Yahoo! Sports SEC Coach of the Year
- 2010 USBWA District IV Coach of the Year
- 2009 NABC National Co-Coach of the Year
- 2009 *Sports Illustrated* National Coach of the Year
- 2009 Phelan National Coach of the Year
- 2009 Iba National Coach of the Year Finalist
- 2009 C-USA Coach of the Year
- 2008 Naismith National Coach of the Year
- 2008 C-USA Coach of the Year
- 2008 Iba National Coach of the Year Finalist
- 2008 Phelan National Coach of the Year Finalist
- 2007 Phelan National Coach of the Year Finalist
- 2007 USBWA District IV Coach of the Year
- 2007 *Basketball Times* South Region Coach of the Year
- 2006 C-USA Coach of the Year
- 2004 NABC District 7 Coach of the Year
- 1996 Naismith National Coach of the Year
- 1996 NABC National Coach of the Year
- 1996 *The Sporting News* National Coach of the Year
- 1996 Atlantic 10 Coach of the Year
- 1995 Naismith National Coach of the Year Finalist
- 1994 Naismith National Coach of the Year Finalist
- 1994 Atlantic 10 Coach of the Year
- 1993 USBWA District I Coach of the Year
- 1993 Atlantic 10 Coach of the Year
- 1992 Eastern Basketball Coach of the Year

UK. DEFINING SUCCESS

CHART SHOWS STATS FROM 2010-2019
ONLY SCHOOLS WITH AT LEAST TWO ELITE EIGHT APPEARANCES AND AT LEAST ONE FINAL FOUR ARE LISTED

TEAMS	WINS	NCAA TOURNAMENT WINS	NATIONAL TITLES	FINAL FOURS	ELITE EIGHTS	SWEET 16'S	LEAGUE TITLES (RS)	LEAGUE TOURNAMENT TITLES
BUTLER	231	16	0	2	2	3	2	2
DUKE	299	26	2	2	5	7	1	4
FLORIDA	246	18	0	1	5	5	3	1
GONZAGA	304	20	0	1	3	5	9	7
KANSAS	304	24	0	2	5	6	9	5
KENTUCKY	305	31	1	4	7	8	5	6
LOUISVILLE	258	16	1	2	3	4	2	3
MICHIGAN	247	19	0	2	3	5	2	2
MICHIGAN ST.	270	21	0	3	4	6	4	4
N. CAROLINA	277	24	1	2	4	6	5	1
OREGON	251	13	0	1	2	4	2	3
SYRACUSE	252	18	0	2	3	5	2	0
TEXAS TECH	173	8	0	1	2	2	1	0
UCONN	213	13	2	2	2	2	0	2
VILLANOVA	270	17	2	2	2	2	5	4
VIRGINIA	254	13	1	1	2	3	4	2
WISCONSIN	251	18	0	2	2	6	1	1



COACH CALIPARI

NCAA DIVISION I ACTIVE WINNINGEST COACHES

(On-court by percentage - min. 10 yrs. at Division I level)

NO.	COACH/TEAM	YRS.	PCT.
1.	Mark Few/Gonzaga	20	.823
2.	Roy Williams/UNC	31	.788
3.	John Calipari/Kentucky	27	.780
4.	Mike Krzyzewski/Duke	44	.767
5.	Bill Self/Kansas	26	.763

*numbers at the conclusion of the 2018-19 season

SINCE 2005-06 ...

Since the 2005-06 season, John Calipari's on-court record ranks him as the winningest coach. Totals through games on Nov. 5.

COACH	RECORD
1. John Calipari	443-85
2. Bill Self	426-91
3. Mike Krzyzewski	412-98
4. Mark Few	410-85
5. Roy Williams	401-118

MISCELLANEOUS ON-COURT RECORDS

Overall On-Court Record:751-211 (.781)
March/April Record:.....163-47 (.776)
NCAA Record:.....56-19 (.747)
Record in Conference Games:344-104 (.768)
Record in Conference Tournament:57-12 (.826)

- Calipari owns the NCAA's most single-season wins with 38, tying his own record (Memphis in '08 and UK in '12) in 2015 with 38 wins. He owns the most single-season wins at UMass, Memphis and UK
- Calipari is the winningest coach in NCAA Division I history for a five-year span with 173 victories (2008-12)
- Calipari is the first coach in NCAA Division I history to record five straight on-court 30-win seasons. Memphis hit the 30-win plateau from 2006-09
- Calipari is one of only two coaches (Rick Pitino) to lead three different schools to a Final Four
- Calipari is one of only three coaches (John Wooden, Mike Krzyzewski) to go to four Final Fours in five seasons
- Calipari has advanced to the Sweet 16 in 12 of his last 14 seasons and the Elite Eight in 10 of the last 14 seasons
- Calipari started with a 54-0 record in Rupp Arena as head coach of the Wildcats
- Calipari has helped 38 players earn selection in the NBA Draft (29 first-round picks) over the last 19 seasons
- Calipari has more wins (327) in a 10-year period (2006-15) than any other coach in college basketball history
- Calipari is the fourth-fastest NCAA Division I men's basketball coach to reach 300 victories at a single school
- Calipari's 30 combined regular season and tournament league titles trail only Mark Few (33) of Gonzaga for the most among active coaches
- Calipari became the fourth-fastest coach to 700 on-court wins, behind only Adolph Rupp, Jerry Tarkanian and Roy Williams
- Calipari has the second-most wins in school history, behind only Adolph Rupp
- Calipari's 31 NCAA Tournament wins are the most in school history. Rupp had 30

CAL IN CONFERENCE

SEC COACHES	CONFERENCE	Tournament	Conference
	CHAMPIONSHIPS	Championships	Coach of the Year
Nate Oats, Alabama	2	3	2
Eric Musselman, Arkansas	3	1	1
Bruce Pearl, Auburn	8	3	7
Michael White, Florida	3	0	3
Tom Crean, Georgia	3	0	3
John Calipari, Kentucky	15	15	9
Will Wade, LSU	1	0	1
Cuonzo Martin, Missouri	1	0	1
Kermit Davis, Ole Miss	7	4	4
Ben Howland, Mississippi State	7	4	3
Frank Martin, South Carolina	0	0	1
Rick Barnes, Tennessee	4	1	6
Buzz Williams, Texas A&M	1	0	0
Jerry Stackhouse, Vanderbilt	0	0	0
TOTALS	55	31	41

CALIPARI VS. ALL OPPONENTS

Abilene Christian 1-0	Furman 1-0	Montana State..... 1-0	Southwest Texas St. 1-0
Alabama 16-4	George Mason 1-0	Morehead State..... 2-0	St. Bonaventure 17-1
Albany..... 1-0	George Washington 8-9	Murray State..... 1-0	St. John's..... 1-0
Arizona 1-1	Georgetown..... 2-1	Nevada 1-0	St. Joseph's 15-5
Arizona State 2-1	Georgia 17-2	New Hampshire..... 5-0	St. Mary's..... 1-0
Arkansas 12-6	Georgia Tech 1-1	New Mexico 1-0	St. Peter's 1-0
Arkansas-Little Rock 3-0	Gonzaga 4-0	New Orleans..... 1-0	Stanford 3-2
Arkansas-Pine Bluff..... 1-0	Grand Canyon..... 1-0	NJIT..... 1-0	Stephen F. Austin..... 1-0
Arkansas State 4-0	Hampton..... 1-0	North Carolina 7-3	Stony Brook 1-0
Auburn..... 11-3	Hartford..... 2-0	North Carolina State..... 1-0	Syracuse..... 3-2
Austin Peay..... 6-1	Harvard..... 2-0	North Dakota 1-0	TCU 7-1
Baylor 1-2	Hofstra 1-0	North Texas..... 1-0	Temple..... 13-11
Belmont 2-0	Holy Cross 4-1	Northeastern 3-1	Tennessee..... 16-11
Boise State..... 1-0	Houston 17-3	Northern Kentucky 2-0	Tennessee State..... 1-0
Boston 7-1	Howard 1-0	Northwestern State 1-0	Tennessee Tech..... 1-0
Boston College..... 2-0	Illinois 1-1	Notre Dame 2-1	Texas 2-2
Bradley 1-0	Illinois State 1-0	Oakland 1-0	Texas A&M..... 9-3
Bucknell 1-0	Indiana 3-2	Ohio State 1-2	Towson State 1-0
Buffalo 3-0	Iowa..... 0-1	Oklahoma 5-1	Troy..... 1-0
BYU 1-0	Iowa State 2-0	Oklahoma State 0-2	Tulane..... 16-0
Cal State Northridge..... 1-0	Jackson State 2-0	Old Dominion 2-0	Tulsa 11-1
Canisius 1-0	Kansas 4-6	Ole Miss 15-4	UAB..... 14-3
Central Conn. St..... 2-0	Kansas State 2-1	Oral Roberts 1-0	UCF..... 5-0
Charlotte 2-3	Keene State 1-0	Oregon State 1-0	UCLA..... 4-4
Chattanooga..... 2-0	Kentucky 2-4	Pennsylvania..... 3-0	UIC..... 1-0
Christian Brothers..... 2-0	La Salle 3-0	Penn State 4-4	UNC Asheville 2-0
Cincinnati..... 6-7	Lafayette (Pa.)..... 1-0	Pepperdine 1-0	UNC Greensboro 2-0
Cleveland State..... 4-0	Lamar 4-0	Pittsburgh 2-1	UNC Wilmington..... 1-0
Coastal Carolina..... 1-0	LIU-Brooklyn 1-0	Portland 3-0	USF 10-1
Colorado 1-1	Lipscomb 1-0	Princeton 2-0	Utah 2-1
Colorado State..... 0-1	Long Beach State 1-0	Providence..... 3-1	Utah Valley 1-0
Columbia 1-0	Louisiana Tech 1-1	Purdue..... 2-1	UTEP 5-0
Connecticut 2-5	Louisville..... 16-7	Radford 1-0	UT Arlington 3-0
Coppin State 1-0	Loyola 1-0	Rhode Island..... 16-2	UT Martin 5-0
Cornell 1-0	Lowell 2-1	Rice 4-0	Valparaiso 1-0
Dartmouth..... 1-0	LSU 11-3	Richmond 1-0	Vanderbilt..... 17-4
Davidson 1-0	Manhattan..... 2-0	Rider 1-0	Vermont..... 3-0
Dayton 1-0	Marist 2-0	Robert Morris 1-1	Villanova 2-0
DePaul 4-2	Marquette 3-1	Rutgers 11-4	Virginia 0-1
Detroit 1-0	Marshall 6-0	Saint Louis 4-3	Virginia Tech 3-0
Drexel 2-0	Maryland 5-3	Sam Houston State 1-0	VMI 1-0
Duke 1-3	Massachusetts..... 1-0	Samford 3-0	Wake Forest..... 2-1
Duquesne 12-4	Memphis 1-0	Santa Clara..... 1-0	Washington 1-0
East Carolina..... 7-0	Miami (Fla.) 0-1	Savannah State..... 1-0	West Virginia 13-7
East Tennessee State 4-0	Miami (Ohio) 2-0	Seton Hall 1-1	Western Kentucky 2-0
Eastern Kentucky 3-0	Michigan 1-0	Siena 4-0	Wichita State 2-0
Eastern Michigan 2-0	Michigan State 3-1	SMU 7-0	Winthrop 3-0
Fairfield 1-0	Middle Tennessee..... 3-0	South Carolina 14-3	Wisconsin 1-1
Florida 17-8	Milwaukee 1-0	Southern Cal 2-0	Wofford 2-0
Florida State 1-1	Mississippi State 14-0	South Connecticut..... 1-0	Wright State..... 1-0
Florida Tech 0-1	Mississippi Valley St..... 1-0	Southeastern Louisiana 3-0	Xavier..... 2-2
Fordham 5-0	Missouri 9-3	Southern Illinois 1-0	Yale 1-0
Fort Wayne 1-0	Monmouth 2-0	Southern Miss 15-4	



MOST POINTS		
Pts.	Player vs. Opponent	Date
47	Malik Monk vs. North Carolina	12/17/16
39	De'Aaron Fox vs. UCLA	3/24/17
37	Malik Monk vs. GEORGIA	1/31/17
35	Jamal Murray vs. FLORIDA	2/6/16
35	Terrence Jones vs. AUBURN	1/11/11
34	Kevin Knox at West Virginia	1/27/17
34	Malik Monk at Ole Miss	12/29/16
33	Malik Monk vs. FLORIDA	2/25/17
33	Jamal Murray at Vanderbilt	2/27/16
33	Jamal Murray vs. Ohio State	12/19/15
32	Doron Lamb vs. WINTHROP	12/22/10
30	Shai Gilgeous-Alexander vs. VANDERBILT	1/30/18
30	Tyler Ulis vs. Texas A&M	3/13/16
30	Brandon Knight vs. West Virginia	3/19/11
29	Tyler Herro vs. ARKANSAS	2/16/19
29	PJ Washington vs. Seton Hall	12/8/18
29	Shai Gilgeous-Alexander vs. Tennessee	3/11/18
29	Julius Randle vs. BELMONT	12/21/13
29	Terrence Jones vs. Oklahoma	11/22/10
29	Eric Bledsoe vs. East Tennessee State	3/18/10

MOST POINTS IN AN SEC GAME		
Pts.	Player vs. Opponent	Date
37	Malik Monk vs. GEORGIA	1/31/17
35	Jamal Murray vs. FLORIDA	2/6/16
35	Terrence Jones vs. AUBURN	1/11/11
34	Malik Monk at Ole Miss	12/29/16
33	Malik Monk vs. FLORIDA	2/25/17
33	Jamal Murray at Vanderbilt	2/27/16
30	Shai Gilgeous-Alexander vs. VANDERBILT	1/30/18
29	Tyler Herro vs. ARKANSAS	2/26/19
28	Jamal Murray vs. TENNESSEE	18/16
28	Anthony Davis vs. VANDERBILT	2/25/12
27	Malik Monk vs. VANDERBILT	2/28/17
27	Malik Monk vs. SOUTH CAROLINA	1/21/17
27	De'Aaron Fox vs. ARKANSAS	1/7/17
27	Tyler Ulis at South Carolina	2/13/16
27	Terrence Jones at LSU	1/28/12
27	Anthony Davis vs. ARKANSAS	1/17/12
27	DeMarcus Cousins at South Carolina	1/26/10

MOST POINTS OFF THE BENCH		
Pts.	Player vs. Opponent	Date
35	Terrence Jones vs. AUBURN	1/11/11
32	Doron Lamb vs. WINTHROP	12/22/10
28	PJ Washington vs. Auburn	3/31/19
27	Malik Monk vs. VANDERBILT	2/28/17
26	Tyrese Maxey vs. Michigan State	11/5/19
26	Kyle Wiltjer at Ole Miss	1/29/13
24	Shai Gilgeous-Alexander vs. LOUISVILLE	12/29/17
24	Kyle Wiltjer vs. LOYOLA	12/22/11
24	Doron Lamb at North Carolina	12/4/10
23	Wenyen Gabriel vs. Alabama	3/10/18
23	Kyle Wiltjer vs. LIPSCOMB	12/15/12

MOST FREE THROWS		
Fts	Player vs. Opponent	Date
14	Tyler Ulis at Arkansas	1/21/16
13	Keldon Johnson vs. TENNESSEE STATE	11/23/18
13	De'Aaron Fox vs. UCLA	3/24/17
13	Julius Randle at Ole Miss	2/18/14
13	Julius Randle vs. BELMONT	12/21/13
12	PJ Washington vs. Seton Hall	12/8/18
12	Shai Gilgeous-Alexander vs. GEORGIA	12/31/17
12	Tyler Ulis at Tennessee	2/2/16
12	Dakari Johnson vs. UT ARLINGTON	11/25/14

12	Archie Goodwin at Ole Miss	1/29/13
12	Archie Goodwin vs. MOREHEAD STATE	11/21/12
12	Anthony Davis vs. LOUISVILLE	12/31/11

MOST REBOUNDS		
Rebs	Player vs. Opponent	Date
19	Nick Richards vs. SOUTHERN ILLINOIS	11/9/18
19	Michael Kidd-Gilchrist vs. LOUISVILLE	12/31/11
18	PJ Washington vs. VMI	11/18/18
18	Baron Adebayo vs. Northern Kentucky	3/17/17
18	Anthony Davis vs. CHATTANOOGA	12/17/11
18	DeMarcus Cousins vs. LOUISVILLE	1/2/10
18	Patrick Patterson vs. RIDER	11/21/09
18	DeMarcus Cousins vs. SAM HOUSTON STATE	11/19/09
17	Keldon Johnson vs. AUBURN	2/23/19
17	Terrence Jones vs. Notre Dame	12/8/10
17	Terrence Jones at Washington	11/23/10
16	Wenyen Gabriel vs. AUBURN	1/14/17
16	Julius Randle vs. LSU	3/14/14
16	Julius Randle vs. UNC ASHEVILLE	11/8/13
16	Nerlens Noel vs. BAYLOR	12/1/12
16	Anthony Davis vs. Kansas	4/2/12
16	Anthony Davis vs. LITTLE ROCK	1/3/12

MOST OFFENSIVE REBOUNDS		
Rebs	Player vs. Opponent	Date
9	Nick Richards vs. SOUTHERN ILLINOIS	11/9/18
9	Willie Cauley-Stein vs. ARKANSAS	2/27/14
9	DeMarcus Cousins vs. OLE MISS	2/2/10
9	Patrick Patterson vs. RIDER	11/21/09
8	Sam Adebayo vs. UT MARTIN	11/25/16
8	Dakari Johnson vs. GRAND CANYON	11/14/14
8	DeMarcus Cousins vs. VANDERBILT	1/30/10
8	Patrick Patterson at Indiana	12/12/09
8	DeMarcus Cousins vs. SAM HOUSTON STATE	11/19/09

MOST DEFENSIVE REBOUNDS		
Rebs	Player vs. Opponent	Date
15	Terrence Jones vs. Notre Dame	12/8/10
14	Keldon Johnson vs. AUBURN	2/23/19
14	DeMarcus Cousins vs. LOUISVILLE	1/2/10
13	Anthony Davis vs. LSU	3/9/12
13	Michael Kidd-Gilchrist vs. LOUISVILLE	12/31/11
13	Anthony Davis vs. CHATTANOOGA	12/17/11
13	Terrence Jones vs. Washington	11/23/10
12	Jarred Vanderbilt vs. MISSOURI	2/24/18
12	Bam Adebayo vs. Northern Kentucky	3/17/17
12	Karl-Anthony Towns vs. GEORGIA	2/3/15
12	Julius Randle vs. Kansas State	3/21/14
12	Anthony Davis vs. Kansas	4/2/12
12	Anthony Davis vs. Louisville	3/31/12
12	Anthony Davis vs. LITTLE ROCK	1/3/12

MOST ASSISTS		
Assts.	Player vs. Opponent	Date
16	John Wall vs. HARTFORD	12/29/09
14	Tyler Ulis vs. LSU	3/5/16
14	John Wall vs. UNC Asheville	11/30/09
12	Ashton Hagans vs. Tennessee	3/16/19
12	De'Aaron Fox vs. STEPHEN F. AUSTIN	11/11/16
12	Tyler Ulis at South Carolina	2/13/16
11	Isaiah Briscoe at Ole Miss	12/29/16
11	De'Aaron Fox vs. CLEVELAND STATE	11/23/16
11	Tyler Ulis at Florida	3/1/16
11	Tyler Ulis at Texas A&M	2/20/16
11	Tyler Ulis vs. FLORIDA	2/6/16
11	John Wall vs. East Tennessee State	3/18/10
11	John Wall vs. RIDER	11/21/09

SEC: 14, Tyler Ulis vs. LSU, 3/5/16
Postseason: 12, Ashton Hagans vs. Tennessee, 3/16/19
SEC Journey: 12, Ashton Hagans vs. Tennessee, 3/16/19
NCAA Tourney: 12, John Wall vs. ETSU, 3/18/10
Rupp Arena: 16, John Wall vs. HARTFORD, 12/29/09
On the Road: 12, Tyler Ulis, at South Carolina, 2/13/16
SEC Road: 12, Tyler Ulis, at South Carolina, 2/13/16
Ranked Opp.: 12, Ashton Hagans vs. Tennessee, 3/16/19
Freshman: 16, John Wall vs. HARTFORD, 12/29/09
Sophomore: 14, Tyler Ulis vs. LSU, 3/5/16
Junior: 9, DeAndre Liggins vs. WINTHROP, 12/22/10
Senior: 10, Julius Mays vs. LAFAYETTE, 11/16/12
Opener: 12, DeAaron Fox vs. SFA, 11/11/16
SEC Opener: 11, Isaiah Briscoe at Ole Miss, 12/29/16

MOST POINTS/REBOUNDS/ASSISTS		
P/R/A	Player vs. Opponent	Date
49 (47/0/2)	Malik Monk vs. UNC	12/17/16
47 (27/17/3)	Terrence Jones vs. Notre Dame	12/8/10
46 (29/13/4)	PJ Washington vs. Seton Hall	12/8/18
46 (39/3/4)	De'Aaron Fox vs. UCLA	3/24/17
45 (29/13/3)	Terrence Jones vs. Oklahoma	11/22/10
47 (27/18/0)	DeMarcus Cousins vs. SAM HOUSTON STATE	11/19/09
44 (24/19/1)	Michael Kidd-Gilchrist vs. LOUISVILLE	12/31/11
43 (33/9/2)	Jamal Murray at Vanderbilt	2/27/16
43 (35/8/0)	Terrence Jones vs. AUBURN	1/11/11
42 (33/4/5)	Malik Monk vs. FLORIDA	2/25/17
42 (23/11/8)	Isaiah Briscoe vs. GEORGIA	1/31/17
42 (35/6/1)	Jamal Murray vs. FLORIDA	2/6/16

MOST MINUTES WITHOUT A TURNOVER		
Mins.	Player vs. Opponent	Date
44	Reid Travis vs. Auburn	3/3/19
44	Darius Miller at Arkansas	2/23/11
41	Aaron Harrison vs. LSU	2/22/14
40	Tyler Ulis vs. Duke	11/17/15
40	Aaron Harrison vs. OLE MISS	1/6/15
40	Alex Poythress vs. MISSOURI	2/23/13
39	Nerlens Noel vs. TEXAS A&M	1/12/13
39	Ryan Harrow at Louisville	12/29/12
39	Anthony Davis vs. ALABAMA	1/21/12
39	Michael Kidd-Gilchrist vs. LOUISVILLE	12/31/11
38	Keldon Johnson vs. Auburn	3/31/19
38	Tyler Herro at Ole Miss	3/5/19
38	Aaron Harrison at LSU	1/28/14
38	Patrick Patterson vs. Mississippi State	3/14/10

MOST BLOCKED SHOTS		
Bkls.	Player vs. Opponent	Date
12	Nerlens Noel at Ole Miss	1/29/13
9	Willie Cauley-Stein vs. BOISE STATE	12/10/13
9	Willie Cauley-Stein vs. Providence	12/1/13
8	Nerlens Noel at Alabama	1/22/13
8	Anthony Davis at South Carolina	2/4/12
8	Anthony Davis vs. ST. JOHN'S	12/1/11
7	Karl-Anthony Towns vs. VANDERBILT	1/20/15
7	Willie Cauley-Stein vs. EAST MICHIGAN	11/27/13
7	Willie Cauley-Stein vs. MISSOURI	2/23/13
7	Nerlens Noel at Auburn	1/19/13
7	Nerlens Noel vs. TEXAS A&M	1/12/13
7	Nerlens Noel vs. LIPSCOMB	12/15/12
7	Nerlens Noel vs. PORTLAND	12/8/12
7	Anthony Davis vs. Western Kentucky	3/15/12
7	Anthony Davis at Vanderbilt	2/11/12
7	Anthony Davis vs. TENNESSEE	1/31/12
7	Anthony Davis vs. ARKANSAS	1/17/12
7	Anthony Davis vs. SOUTH CAROLINA	1/7/12
7	Anthony Davis vs. Kansas	11/15/11

SEC: 12, Nerlens Noel at Ole Miss, 1/29/13
Postseason: 7, A. Davis vs. Western Kentucky, 3/15/12
SEC Tourney: 6, Anthony Davis vs. LSU, 3/11/12
NCAA Tourney: 7, A. Davis vs. Western Kentucky, 3/15/12
Rupp Arena: 9, Willie Cauley-Stein vs. BOISE STATE, 12/10/13
On the Road: 12, Nerlens Noel at Ole Miss, 1/29/13
SEC Road: 12, Nerlens Noel at Ole Miss, 1/29/13
Ranked Opp.: 12, Nerlens Noel at Ole Miss, 1/29/13
Freshman: 12, Nerlens Noel at Ole Miss, 1/29/13
Sophomore: 9, Willie Cauley-Stein vs. BOISE STATE, 12/10/13
Junior: 4, Willie Cauley-Stein vs. ARKANSAS, 2/28/15
Senior: 6, Josh Harrellson vs. PENN., 1/3/11
Opener: 5, Anthony Davis vs. MARIST, 11/11/11
SEC Opener: 7, A. Davis vs. SOUTH CAROLINA, 1/7/12
***In some cases, the most recent occurrence is listed*

MOST STEALS		
Stls.	Player vs. Opponent	Date
8	Ashton Hagans vs. North Carolina	12/22/18
6	Tyler Ulis vs. OLE MISS	1/2/16
6	Willie Cauley-Stein vs. GEORGIA	1/25/14
6	Nerlens Noel vs. BAYLOR	12/1/12
6	John Wall vs. UConn	12/9/09
6	John Wall vs. UNC Asheville	11/30/09
5	Ashton Hagans vs. TEXAS A&M	1/8/19
5	Tyler Herro vs. MONMOUTH	11/28/18
5	Tyler Herro vs. NORTH DAKOTA	11/14/18
5	Shai Gilgeous-Alexander vs. Davidson	3/15/18
5	Malik Monk vs. UCLA	12/3/16
5	Aaron Harrison vs. ARKANSAS	2/28/15
5	Willie Cauley-Stein vs. Texas	12/5/14
5	DeAndre Liggins vs. TENNESSEE	2/8/11
5	Darius Miller at Portland	11/19/10

SEC: 6, Tyler Ulis vs. OLE MISS, 1/2/16
Postseason: 5, Shai Gilgeous-Alexander vs. Davidson, 3/15/18
SEC Tourney: 5, John Wall vs. Mississippi State, 3/14/10
NCAA Tournament: 5, Shai Gilgeous-Alexander vs. Davidson, 3/15/18
Rupp Arena: 6, Tyler Ulis vs. OLE MISS, 1/2/16
On the Road: 5, Darius Miller at Portland, 11/19/10
SEC Road: 4, Ashton Hagans at Georgia, 1/15/19
Ranked Opp.: 8, Ashton Hagans vs. North Carolina, 12/22/18
Freshman: 8, Ashton Hagans vs. North Carolina, 12/22/18
Sophomore: 6, Tyler Ulis vs. OLE MISS, 1/2/16
Junior: 5, Willie Cauley-Stein vs. TEXAS, 12/5/14
Senior: 4, Dominique Hawkins vs. Arkansas, 3/12/17
Opener: 4, Knox/Gilgeous-Alexander vs. UTAH VALLEY, 11/03/17
SEC Opener: 6, Tyler Ulis vs. OLE MISS, 1/2/16
***In some cases, the most recent occurrence is listed*

TEAM GAME RECORDS CAL ERA

MOST FIELD GOALS

FGs.	Opponent	Date
46	MARIST	11/11/11
44	vs. Arizona State	11/28/16
44	AUBURN	2/21/15
42	UIC	11/26/17
42	LIU BROOKLYN	11/23/12
41	UT MARTIN	11/25/16
41	HARTFORD	12/29/09
40	vs. North Carolina	12/17/16
40	LAFAYETTE	11/16/12
38	CLEVELAND STATE	11/23/16
38	LSU	3/5/16
38	vs. Wake Forest	3/20/10

FEWEST FIELD GOALS

FGs.	Opponent	Date
14	at Tennessee	3/2/19
14	at South Carolina	3/1/14
16	vs. Kansas State	3/22/18
16	ALABAMA	3/4/14
17	GEORGIA	12/31/17
17	LOUISVILLE	12/31/11
17	at Auburn	2/12/14
18	vs. LSU	3/9/12
18	vs. Vanderbilt	3/15/13
18	vs. Florida	3/16/14
18	vs. UConn	4/7/14
18	at Texas A&M	1/10/15
18	at South Carolina	1/24/15

MOST FIELD-GOAL ATTEMPTS

FGs.	Opponent	Date
84	vs. Arizona State	11/28/16
80	UCLA	12/3/16
77	ARKANSAS	1/23/10
76	ARKANSAS	2/27/14
75	MARIST	11/11/11
74	at Ole Miss	12/29/16
74	vs. North Carolina	12/17/16
74	UT MARTIN	11/25/16

FEWEST FIELD-GOAL ATTEMPTS

FGs.	Opponent	Date
39	at South Carolina	1/24/15
40	at Robert Morris	3/19/13
41	ALABAMA	1/31/15
41	TENNESSEE	1/31/12
42	ARKANSAS	2/26/19
42	at Missouri	2/19/19
42	vs. Kansas State	3/22/18
42	vs. Alabama	3/10/18
42	FLORIDA	2/15/14
42	vs. Providence	12/1/13
42	vs. LSU	3/9/12
42	vs. Cleveland State	11/24/09

MOST FREE THROWS

FTs.	Opponent	Date
35	vs. Indiana	3/23/12
33	at South Carolina	3/1/14
32	LOUISVILLE	12/31/11
31	MOREHEAD STATE	11/21/12
31	INDIANA	12/11/10
30	vs. Auburn	3/14/15
30	UNC ASHEVILLE	11/8/13
30	vs. Baylor	3/25/12
29	VMI	11/18/18
29	ILLINOIS STATE	11/30/15
29	at North Carolina	12/14/13

FEWEST FREE THROWS

FTs.	Opponent	Date
3	ETSU	11/17/17
4	vs. UConn	4/2/11
4	VANDERBILT	1/23/16

5	vs. Georgia	3/9/18
6	vs. Michigan	3/30/14
6	at Florida	2/12/13
6	at Alabama	1/22/13
6	vs. Princeton	3/17/11

MOST FREE-THROW ATTEMPTS

FTs.	Opponent	Date
48	UNC ASHEVILLE	11/8/13
46	ILLINOIS STATE	11/30/15
44	vs. Baylor	3/25/12
44	INDIANA	12/11/10
43	at North Carolina	12/14/13
43	LOUISVILLE	12/31/11
42	at South Carolina	3/1/14
41	vs. TENNESSEE STATE	11/23/18
41	vs. LSU	3/14/14
41	MOREHEAD STATE	11/21/12

FEWEST FREE-THROW ATTEMPTS

FTs.	Opponent	Date
6	VANDERBILT	1/23/16
10	vs. Georgia	3/9/18
10	vs. Wisconsin	4/4/15
11	at Georgia	1/15/19
11	at Louisville	12/29/18
11	at LSU	2/10/15
11	vs. Michigan	3/30/14
11	MISSISSIPPI STATE	2/27/13
11	at Florida	2/12/13
11	at Alabama	1/22/13
11	at Florida	3/4/12
11	GEORGIA	3/1/12
11	FLORIDA	2/7/12
11	vs. Princeton	3/17/11

MOST 3-POINTERS

3s.	Opponent	Date
15	GEORGIA	3/1/12
15	vs. ETSU	3/18/10
14	HARTFORD	12/29/09
13	TEXAS A&M	1/3/17
13	vs. Alabama	3/11/16
13	ETSU	11/12/10
12	UTAH	12/15/18
12	FLORIDA	2/6/16
12	vs. UCLA	12/20/14
12	CHATTANOOGA	12/17/11
12	vs. North Carolina	3/27/11
12	WINTHROP	12/22/10
12	VANDERBILT	1/30/10

FEWEST 3-POINTERS

3s.	Opponent	Date
0	vs. Davidson	3/15/18
1	at South Carolina	1/16/18
1	at Vanderbilt	1/10/17
1	Texas	12/5/14
1	LSU	2/22/14
1	vs. LSU	3/9/12
1	Tennessee	1/31/12
1	vs. Alabama	3/12/10

MOST 3-POINT ATTEMPTS

3s.	Opponent	Date
33	CHATTANOOGA	12/17/11
33	vs. ETSU	3/18/10
33	ARKANSAS	1/23/10
32	vs. West Virginia	3/27/10
28	vs. Arizona State	11/28/16
28	at Texas A&M	1/10/15
28	ALABAMA	3/4/14
28	vs. Vanderbilt	3/11/12
28	HARTFORD	12/29/09
27	GEORGIA	3/1/12
27	vs. UConn	4/2/11

FEWEST 3-POINT ATTEMPTS

3s.	Opponent	Date
5	vs. Wisconsin	4/4/15
5	vs. Wisconsin	4/5/14
5	at Tennessee	1/14/12
6	vs. Davidson	3/15/18
6	FLORIDA	3/7/15
6	Vanderbilt	1/20/15
7	FLORIDA	3/10/19
7	at Missouri	1/29/15
7	PROVIDENCE	11/30/14
7	vs. Louisville	3/31/12
7	at Indiana	12/10/11

MOST REBOUNDS

Rebs.	Opponent	Date
59	vs. Arizona State	11/28/16
59	ARKANSAS	1/23/10
57	LOUISVILLE	12/31/11
56	ROBERT MORRIS	11/17/13
54	NJIT	11/14/15

FEWEST REBOUNDS

Rebs.	Opponent	Date
21	ALABAMA	1/31/15
21	at Tennessee	2/16/13
22	vs. Wisconsin	4/4/15
23	UTAH	12/15/18
24	GEORGIA	2/3/15
24	NORTH CAROLINA	12/13/14
24	TENNESSEE	1/18/14
25	vs. Baylor	12/6/13
25	at Robert Morris	3/19/13

MOST OFFENSIVE REBOUNDS

Rebs.	Opponent	Date
26	ARKANSAS	2/27/14
24	GRAND CANYON	11/14/14
24	vs. West Virginia	3/27/10
22	NJIT	11/14/15
22	at Auburn	2/2/14
22	ARKANSAS	1/23/10
21	SOUTH CAROLINA	2/5/19
21	at West Virginia	1/27/18
21	VALPARAISO	12/7/16
21	COLUMBIA	12/10/14
21	at South Carolina	3/1/14
21	BAYLOR	12/1/12
21	at Indiana	12/12/09

FEWEST OFFENSIVE REBOUNDS

Rebs.	Opponent	Date
1	vs. Alabama	3/10/18
3	at South Carolina	1/24/14
4	at Ole Miss	3/5/19
5	vs. Michigan State	11/5/19
5	GEORGIA	2/3/15
5	ALABAMA	1/31/15
5	MISSISSIPPI STATE	2/15/11
5	GEORGIA	1/29/11

MOST DEFENSIVE REBOUNDS

Rebs.	Opponent	Date
39	vs. Arizona State	11/28/16
39	ROBERT MORRIS	11/17/13
39	EASTERN MICHIGAN	1/2/13
38	TROY	11/20/17
38	vs. Hampton	3/19/15
38	EASTERN KENTUCKY	12/7/14
38	vs. Cleveland State	11/24/09
37	at Texas A&M	1/10/15
37	LOUISVILLE	12/31/11
37	ARKANSAS	1/23/10

FEWEST DEFENSIVE REBOUNDS

Rebs.	Opponent	Date
9	at Tennessee	2/16/13
13	NORTH CAROLINA	12/13/14
15	vs. Baylor	12/6/13
15	at Alabama	1/18/11
16	UTAH	12/15/18
16	vs. Wisconsin	4/4/15
16	ALABAMA	1/31/15
16	TEXAS A&M	1/12/13
16	at Auburn	1/11/12
16	vs. UConn	11/24/10

MOST ASSISTS

Assts.	Opponent	Date
33	vs. Arizona State	11/28/16
30	HARTFORD	12/29/09
28	LIU BROOKLYN	11/23/12
28	vs. UNC Asheville	11/30/09
25	CLEVELAND STATE	11/23/16
25	AUBURN	2/21/15
25	vs. UCLA	12/20/14
24	vs. North Carolina	12/22/18
24	at Ole Miss	12/29/16
24	UT MARTIN	11/25/16
24	BOSTON	11/21/14
24	MARIST	11/11/11
24	vs. ETSU	3/18/10

FEWEST ASSISTS

Assts.	Opponent	Date
5	LSU	2/22/14
6	vs. Kansas State	3/22/18
6	at Florida	3/3/18
6	VANDERBILT	3/1/11

MOST TURNOVERS

TOs.	Opponent	Date
24	MOREHEAD STATE	11/13/09
23	SAM HOUSTON STATE	11/19/09
22	ETSU	11/17/17
21	LOUISVILLE	12/31/11
21	vs. Old Dominion	11/20/11
21	NORTH CAROLINA	12/5/09
20	EASTERN MICHIGAN	11/27/13
20	ALBANY	11/13/15
20	vs. Cleveland State	11/24/09

FEWEST TURNOVERS

TOs.	Opponent	Date
3	at Georgia	3/3/15
3	at South Carolina	2/4/12
4	ALABAMA	2/23/16
4	COLUMBIA	12/10/14
4	vs. Wisconsin	4/5/14
4	PORTLAND	11/26/11
5	vs. Georgia	3/9/18
5	vs. Georgia	3/12/16
5	at Vanderbilt	2/27/16
5	ALABAMA	1/31/15

MOST BLOCKS

Blks.	Opponent	Date
18	ST. JOHN'S	12/1/11
15	vs. Stony Brook	3/17/16
14	at Georgia	3/3/10
13	vs. UCLA	12/20/14
13	at Ole Miss	1/29/13
13	ARKANSAS	1/17/12
13	vs. Kansas	11/15/11
13	MARIST	11/11/11



TEAM GAME RECORDS CAL ERA

FEWEST BLOCKS

Blks.	Opponent	Date
1	vs. Wofford	3/23/19
1	vs. Abilene Christian	3/21/19
1	LSU	2/12/19
1	SOUTH CAROLINA	2/5/19
1	at Alabama	1/5/19
1	vs. Georgia	3/9/18
1	at Vanderbilt	1/10/17
1	vs. Alabama	3/11/16
1	at LSU	1/5/16
1	WRIGHT STATE	11/20/15
1	ALABAMA	1/31/15
1	at Missouri	1/29/15
1	vs. Wisconsin	4/5/14
1	at Florida	3/8/14

MOST STEALS

Stls.	Opponent	Date
15	LAFAYETTE	11/16/12
13	OLE MISS	1/2/16
13	vs. UConn	12/9/09
12	vs. North Carolina	12/22/18
12	NORTH DAKOTA	11/14/18
12	STEPHEN F. AUSTIN	11/11/16
12	BOSTON	11/24/15
12	NORTH CAROLINA	12/13/14
12	PROVIDENCE	11/30/14
12	LIPSCOMB	12/15/12
12	PORTLAND	11/26/11
12	vs. Cornell	3/25/10
12	GEORGIA	1/9/10
12	vs. UNC Asheville	11/30/09

FEWEST STEALS

Stls.	Opponent	Date
0	vs. Baylor	12/6/13
1	vs. Duke	11/7/18
1	at West Virginia	1/27/18
1	vs. Michigan State	11/12/13
1	at Robert Morris	3/19/13
1	vs. West Virginia	3/19/11
1	FLORIDA	2/26/11

MOST PERSONAL FOULS

Fls.	Opponent	Date
33	at Kansas	1/30/16
32	at South Carolina	1/16/18
31	at Arkansas	1/14/14
31	at North Carolina	12/14/13
29	at Missouri	2/3/18
29	at South Carolina	3/1/14
28	VANDERBILT	1/30/10

FEWEST PERSONAL FOULS

Fls.	Opponent	Date
7	HARTFORD	12/29/09
8	MONTANA STATE	11/23/14
8	LAFAYETTE	11/16/12
8	vs. Florida	3/10/12
8	vs. Princeton	3/17/11
8	WINTHROP	12/22/10
8	DREXEL	12/21/09
8	vs. UNC Asheville	11/30/09

HIGHEST FIELD-GOAL PCT.

Pct.	Opponent	Date
.677	LIU BROOKLYN	11/23/12
.667	UIC	11/26/17
.647	AUBURN	2/21/15
.645	LAFAYETTE	11/16/12
.643	vs. Alabama	3/10/18
.643	vs. Providence	12/1/13
.614	SOUTH CAROLINA	2/5/13
.613	MARIST	11/11/11
.603	vs. Wake Forest	3/20/10

.603 HARTFORD 12/29/09

LOWEST FIELD-GOAL PCT.

Pct.	Opponent	Date
.269	at South Carolina	3/1/14
.281	at Texas A&M	1/10/15
.296	BAYLOR	12/1/12
.298	LOUISVILLE	12/31/11
.309	at Auburn	2/12/14
.313	at Missouri	2/3/18
.318	at Tennessee	3/2/19
.315	GEORGIA	12/31/17
.327	ALABAMA	3/4/14
.339	vs. UConn	4/2/11

HIGHEST FREE-THROW PCT.

Pct.	Opponent	Date
1.000	FLORIDA	2/7/12
1.000	AUSTIN PEAY	12/19/09
.958	TENNESSEE	1/18/14
.955	at Florida	2/7/15
.946	vs. Indiana	3/23/12
.923	at Mississippi State	2/25/15
.913	TEXAS A&M	1/8/19
.900	vs. Wisconsin	4/4/15
.900	at Ole Miss	2/18/14
.895	DREXEL	12/21/09

min 10 attempts

LOWEST FREE-THROW PCT.

Pct.	Opponent	Date
.200	ETSU	11/17/17
.333	vs. UConn	4/2/11
.391	ETSU	11/12/10
.412	vs. Wake Forest	3/20/10
.435	at Vanderbilt	2/27/16
.471	at Texas A&M	2/10/18
.471	PROVIDENCE	11/30/14
.478	at Louisville	12/29/12

min 10 attempts

HIGHEST 3-POINT PCT.

Pct.	Opponent	Date
.700	at Florida	3/1/16
.692	DREXEL	12/21/09
.667	vs. Alabama	3/10/18
.667	AUSTIN PEAY	12/19/09
.636	vs. Michigan	3/30/14
.625	MISSOURI	2/24/18
.625	BOSTON	11/30/10
.600	FLORIDA	2/6/16
.600	FLORIDA	2/7/12
.591	vs. Alabama	3/11/16

min 10 attempts

LOWEST 3-POINT PCT.

Pct.	Opponent	Date
.000	vs. Davidson	3/15/18
.077	vs. Alabama	3/12/10
.083	TEXAS	12/5/14
.091	at South Carolina	1/16/18
.091	at Tennessee	2/27/10
.100	at Missouri	2/3/18
.100	TENNESSEE	1/31/12
.111	at Vanderbilt	1/10/17
.118	COLUMBIA	12/10/14
.125	vs. LSU	3/9/12
.125	vs. West Virginia	3/27/10
.125	vs. Cornell	3/25/10

min 10 attempts

HIGHEST REBOUND MARGIN

Margin	Opponent	Date
+31	NJIT	11/14/15
+30	NORTH DAKOTA	11/14/18
+30	GRAND CANYON	11/14/14

+29	SOUTHERN ILLINOIS	11/9/18
+28	NKU	11/10/13
+27	vs. Abilene Christian	3/21/19
+27	vs. Little Rock	1/3/12
+26	vs. Arizona State	11/28/16
+26	LOUISVILLE	12/31/11

LOWEST REBOUND MARGIN

Margin	Opponent	Date
-25	at Florida	2/4/17
-18	at Tennessee	2/16/13
-16	vs. Baylor	12/6/13
-16	vs. Maryland	11/9/12
-15	TENNESSEE	1/18/14
-14	at LSU	1/5/16
-12	vs. Wisconsin	4/4/15
-12	GEORGIA	2/3/15
-12	at South Carolina	1/24/14
-12	vs. Alabama	3/12/10
-11	at Kansas	1/30/16
-11	TEXAS	12/5/14

VICTORY MARGINS

Margin (Score)	Opponent	Date
+58 (86-28)	MONTANA STATE	11/13/14
+52 (101-49)	LAFAYETTE	11/16/12
+50 (108-58)	MARIST	11/11/11
+49 (86-37)	MISSOURI	1/13/15
+48 (92-44)	UT ARLINGTON	11/25/14
+48 (88-40)	RADFORD	11/23/11
+46 (90-44)	MONMOUTH	11/28/18
+46 (115-69)	vs. Arizona State	11/28/16
+44 (88-44)	DREXEL	12/21/09
+43 (104-61)	HARTFORD	12/29/09

VICTORY MARGIN IN RUPP ARENA

Margin (Score)	Opponent	Date
+58 (86-28)	MONTANA STATE	11/13/14
+52 (101-49)	LAFAYETTE	11/16/12
+50 (108-58)	MARIST	11/11/11
+49 (86-37)	MISSOURI	1/13/15
+48 (92-44)	UT ARLINGTON	11/25/14
+48 (88-40)	RADFORD	11/23/11
+46 (90-44)	MONMOUTH	11/28/18
+44 (88-44)	DREXEL	12/21/09
+43 (104-61)	HARTFORD	12/29/09
+42 (100-58)	TEXAS A&M	1/3/17

VICTORY MARGIN IN SEC PLAY

Margin (Score)	Opponent	Date
+49 (86-37)	MISSOURI	1/13/15
+42 (100-58)	TEXAS A&M	1/3/17
+38 (82-44)	LSU	1/15/11
+35 (87-52)	at Vanderbilt	1/29/19
+35 (110-75)	AUBURN	2/21/15
+34 (82-48)	GEORGIA	2/9/16
+34 (88-54)	MISSOURI	1/27/16
+34 (77-43)	SOUTH CAROLINA	2/14/15
+34 (86-52)	at South Carolina	2/4/12
+31 (90-59)	SOUTH CAROLINA	2/19/11
+31 (101-70)	ARKANSAS	1/23/10

VICTORY MARGIN ON THE ROAD

Margin (Score)	Opponent	Date
+35 (87-52)	at Vanderbilt	1/29/19
+34 (86-52)	at South Carolina	2/4/12
+31 (79-48)	at Portland	11/19/10
+27 (89-62)	at South Carolina	2/13/16
+26 (81-55)	at LSU	2/6/10
+24 (74-50)	at LSU	1/28/12
+23 (99-76)	at Ole Miss	12/29/16
+22 (70-48)	at Alabama	1/17/15
+22 (75-53)	at Auburn	1/19/13
+20 (69-49)	at Georgia	1/15/19

VICTORY MARGIN AT A NEUTRAL SITE

Margin (Score)	Opponent	Date
+46 (115-69)	vs. Arizona State	11/28/16
+39 (78-39)	vs. West Virginia	3/26/15
+39 (83-44)	vs. UCLA	12/20/14
+38 (85-47)	vs. Penn State	11/19/11
+35 (79-44)	vs. Abilene Christian	3/21/19
+32 (72-40)	vs. Kansas	11/18/14
+30 (90-60)	vs. Wake Forest	3/20/10
+29 (100-71)	vs. ETSU	3/18/10
+29 (74-45)	vs. Tennessee	3/13/10
+28 (85-57)	vs. Stony Brook	3/17/16
+26 (85-59)	vs. Alabama	3/11/16

VICTORY MARGIN ON THE ROAD IN THE SEC

Margin (Score)	Opponent	Date
+35 (87-52)	at Vanderbilt	1/29/19
+34 (86-52)	at South Carolina	2/4/12
+27 (89-62)	at South Carolina	2/13/16
+26 (81-55)	at LSU	2/6/10
+24 (74-50)	at LSU	1/28/12
+23 (99-76)	at Ole Miss	12/29/16
+22 (70-48)	at Alabama	1/17/15
+22 (75-53)	at Auburn	1/19/13
+20 (69-49)	at Georgia	1/15/19
+18 (74-56)	at Mississippi State	2/25/15
+18 (66-48)	at Tennessee	2/17/15

VICTORY MARGIN IN THE SEC TOURNAMENT

Margin (Score)	Opponent	Date
+29 (74-45)	vs. Tennessee	3/13/10
+26 (85-59)	vs. Alabama	3/11/16
+24 (91-67)	vs. Auburn	3/14/15
+23 (86-63)	vs. Alabama	3/10/18
+18 (73-55)	vs. Alabama	3/15/19
+18 (85-67)	vs. LSU	3/14/14
+17 (82-65)	vs. Arkansas	3/12/17
+16 (70-54)	vs. Florida	3/13/11
+15 (78-63)	vs. Arkansas	3/15/15
+15 (64-49)	vs. Florida	3/13/15

VICTORY MARGIN IN THE NCAA TOURNAMENT

Margin (Score)	Opponent	Date
+39 (78-39)	vs. West Virginia	3/26/15
+35 (79-44)	vs. Abilene Christian	3/21/19
+30 (90-60)	vs. Wake Forest	3/20/10
+29 (100-71)	vs. ETSU	3/18/10
+28 (85-57)	vs. Stony Brook	3/17/16
+23 (79-56)	vs. Hampton	3/19/15
+20 (95-75)	vs. Buffalo	3/17/18
+17 (62-45)	vs. Cornell	3/25/10
+16 (87-71)	vs. Iowa State	3/17/12
+15 (81-66)	vs. Western Kentucky	3/15/12
+13 (64-51)	vs. Cincinnati	3/21/15






2019-20 SEASON/CAREER HIGHS

Points	
Season	11, vs. Michigan State (11/5/19)
Career	23, at Georgia (1/15/19)
Rebounds	
Season	2, vs. Michigan State (11/5/19)
Career	7, at Auburn, (1/19/19)
Field Goals	
Season	3, vs. Michigan State (11/5/19)
Career	9, at Georgia (1/15/19)
Field Goals Attempted	
Season	9, vs. Michigan State (11/5/19)
Career	18, at Georgia (1/15/19)
3-Point Field Goals	
Season	-
Career	2, 2x, last vs. AUBURN (2/23/19)
3-Point Field Goals Attempted	
Season	1, vs. Michigan State (11/5/19)
Career	4, 3x, last vs. Auburn (3/31/19)
Free Throws	
Season	5, vs. Michigan State (11/5/19)
Career	10, vs. TEXAS A&M (1/8/19)
Free Throws Attempted	
Season	5, vs. Michigan State (11/5/19)
Career	11, vs. TEXAS A&M (1/8/19)
Assists	
Season	3, vs. Michigan State (11/5/19)
Career	12, vs. Tennessee (3/16/19)
Steals	
Season	1, vs. Michigan State (11/5/19)
Career	8, vs. North Carolina (12/22/18)
Blocked Shots	
Season	-
Career	2, vs. VMI (11/18/18)
Minutes Played	
Season	29, vs. Michigan State (11/5/19)
Career	38, 2x, last vs. Auburn (3/31/19)

MISCELLANEOUS 2019-20 CAREER

Dunks	0	3
Double-Figure		
Scoring Games	1	14
Double-Figure		
Rebounding Games	0	0
Games With		
Double-Double	0	1
Games Led UK		
in Scoring	0	2
Games Led UK		
in Rebounding	0	1
Games Led UK		
in Assists	1	27
Games Led UK		
in Steals	0	17
Games Led UK		
in Blocks	0	1
Games With		
3+ Assists	1	30
Games With		
3+ Blocks	0	0
Games With		
3+ Steals	0	10
Games With		
3+ 3-Pointers	0	0

- Drew the main defensive assignment on Michigan State guard Cassius Winston, a leading national player of the year candidate, and was a disruptor on that end of the floor all night en route to the win
- Also added 11 points and three assists vs. the top-ranked Spartans
- On his jump shot: "Coach has seen me in the gym. He's letting me let it go more. I'm just trying to come in with a different mindset and see how I can help this team."
- All-SEC Preseason First Team selection by the league's media and coaches
- National watch lists: Citizen Naismith Trophy, Wooden Preseason Top 50, Lute Olson Award, Bob Cousy Award
- Coaches' pick for SEC Co-Defensive Player of the Year and SEC All-Defensive Team in 2018-19
- Naismith National Defensive Player of the Year semifinalist as a freshman
- Athletic All-Glue Team in 2018-19
- Two-time SEC Freshman of the Week winner last season
- Made nine 3-pointers over final 12 games in 2018-19 after making five in the prior 25
- Led UK with 61 steals, tied for third most among all freshmen in school history
 - First player in program history with at least three steals in seven straight
 - Steals streak was the longest by a major-conference freshman since Chris Paul had a stretch of 10 straight games with three or more steals in 2003-04
- Led team with 160 total assists, fifth most by a freshman in school history
 - Three or more in a team-high 29 games
 - Dished a career-high 12 assists vs. Tennessee in the SEC Tournament semifinals, tied for the most in SEC Tournament history
- Career game in his return home to Georgia with 23 points on nine field goals, five rebounds, four assists and four steals
- Scored in double figures in five in a row between Dec. 29-Jan. 15, averaging 15.8 points per game
- Tied Rajon Rondo and Wayne Turner's school record with eight steals against North Carolina
- Forewent his final year of high school eligibility and enrolled at UK a year early
- Won both the Gatorade Georgia Player of the Year and the Mr. Georgia Basketball honor as a junior



Birthday: July 8
Parents: Monica Wheeler and Marvin Hagans
Major: Community and leadership development

Off the court he likes ...
Going to the studio and rapping for the fun of it

Did you know ...
Chose to wear No. 0 this season because it was also his high school number

Game-By-Game Statistics

				Total		3-Pointers		Free throws		Rebounds											
Opponent	Date	gs	min	fg-fga	pct	3fg-fga	pct	ft-fga	pct	off	def	tot	avg	pf	a	t/o	blk	stl	pts	avg	
vs #1/1 Michigan State	11/5/19	*	29	3-9	.333	0-1	.000	5-5	1.000	1	1	2	2.0	1	3	3	0	1	11	11.0	
Totals			1	29	3-9	.333	0-1	.000	5-5	1.000	1	1	2	2.0	1	3	3	0	1	11	11.0

Games played: 1
Minutes/game: 29.0
Points/game: 11.0
FG Pct: 33.3
3FG Pct: 0.0
FT Pct: 100.0

Rebounds/game: 2.0
Assists/game: 3.0
Turnovers/game: 3.0
Assist/turnover ratio: 1.0
Steals/game: 1.0

Career Statistics

Year	GP-GS	Min-Avg	FG-FGA	Pct	3FG-FGA	Pct	FT-FTA	Pct	Off-Def-Tot-Avg	PF-FO	Ast	TO	Blk	Stl	Pts	Avg
2018-19	37-30	1054-28.5	100-214	.467	14-51	.275	70-92	.761	22-74-96-2.6	73-0	160	94	4	61	284	7.7
2019-20	1-1	29-29.0	3-9	.333	0-1	.000	5-5	1.000	1-1-2-2.0	1-0	3	3	0	1	11	11.0
TOTAL	38-31	1083-28.5	103-223	.462	14-52	.269	75-97	.773	23-75-98-2.6	74-0	163	97	4	62	295	7.8

2019-20 SEASON/CAREER HIGHS

Points	
Season	7, vs. Michigan State (11/5/19)
Career	32, vs. HOLY CROSS (1/14/19)
Rebounds	
Season	6, vs. Michigan State (11/5/19)
Career	17, vs. ARMY (3/2/19)
Field Goals	
Season	3, vs. Michigan State (11/5/19)
Career	11, vs. HOLY CROSS (1/14/19)
Field Goals Attempted	
Season	4, vs. Michigan State (11/5/19)
Career	17, vs. ARMY (3/2/19)
3-Point Field Goals	
Season	1, vs. Michigan State (11/5/19)
Career	5, at Boston University (11/5/19)
3-Point Field Goals Attempted	
Season	2, vs. Michigan State (11/5/19)
Career	8, at Army (1/2/19)
Free Throws	
Season	-
Career	9, vs. HOLY CROSS (1/14/19)
Free Throws Attempted	
Season	-
Career	10, vs. HOLY CROSS (1/14/19)
Assists	
Season	2, vs. Michigan State (11/5/19)
Career	5, vs. BOSTON UNIVERSITY (3/4/18)
Steals	
Season	-
Career	2, 4x, last vs. ARMY (3/2/19)
Blocked Shots	
Season	1, vs. Michigan State (11/5/19)
Career	4, 2x, last vs. ARMY (3/2/19)
Minutes Played	
Season	31, vs. Michigan State (11/5/19)
Career	39, at St. Bonaventure (11/7/18)

MISCELLANEOUS 2019-20 CAREER*

Dunks	1	1^
Double-Figure		
Scoring Games	0	40
Double-Figure		
Rebounding Games	0	12
Games With		
Double-Double	0	11
Games Led UK		
in Scoring	0	9
Games Led UK		
in Rebounding	1	28
Games Led UK		
in Assists	0	0
Games Led UK		
in Steals	0	12
Games Led UK		
in Blocks	0	32
Games With		
3+ Assists	0	9
Games With		
3+ Blocks	0	5
Games With		
3+ Steals	0	0
Games With		
3+ 3-Pointers	0	4

*includes Bucknell statistics

^only includes UK career

- Made his Kentucky debut in the win vs. No. 1/1 Michigan State, recording seven points and six rebounds with a key 3-pointer in the second half to push UK's lead to 13
- Averaged 12.0 points and 9.0 rebounds in UK's two exhibition games, including a double-double vs. Georgetown College (11 points, 10 boards) and 13 points vs. Kentucky State
- Graduate transfer who concluded his career at Bucknell as an All-Patriot League Second Team performer
- Ranked second on the team and sixth in the Patriot League in points per game (15.8) and led the team and league in rebounds per game (8.5) as a senior
- Shot 53.6% from the field, 38% from 3-point range and 80.8% from the free-throw line
- Scored in double figures in 27 games
- Calipari has called him a bigger, stronger Derek Willis because of his ability to stretch the floor and hit shots: "He's way better than I thought he was," Calipari said
- Tallied career-high 32 points and broke school record for most field goals without a miss (11 of 11) against Holy Cross
- 11 career double-doubles
- First player from Cameron County to become a Division I athlete since the 1970s

Birthday: May 12

Parents: Donald and Rachelle Sestina

Grad program: Kinesiology and health promotion

Off the court he likes to ...

Go fishing with his dad and two brothers

Did you know ...

Nickname is "Sesti," and he has at least one cup of coffee every day



Game-By-Game Statistics

Opponent	Date	qs	min	fg-fga	pct	3fg-fga	pct	ft-fga	pct	off	def	tot	avg	pf	a	t/o	blk	stl	pts	avg
vs #1/1 Michigan State	11/5/19	*	31	3-4	.750	1-2	.500	0-0	.000	0	6	6	6.0	3	2	0	1	0	7	7.0
Totals		1	31	3-4	.750	1-2	.500	0-0	.000	0	6	6	6.0	3	2	0	1	0	7	7.0

Games played: 1
 Minutes/game: 31.0
 Points/game: 7.0
 FG Pct: 75.0
 3FG Pct: 50.0

Rebounds/game: 6.0
 Assists/game: 2.0
 Assist/turnover ratio: 99.9
 Blocks/game: 1.0

Career Statistics

Year	GP-GS	Min-Avg	FG-FGA	Pct	3FG-FGA	Pct	FT-FTA	Pct	Off-Def-Tot-Avg	PF-FO	Ast	TO	Blk	Stl	Pts	Avg
2015-16	4-0	32-8.0	6-11	.545	2-3	.667	1-1	1.000	1-4-5-1.3	7-0	3	4	0	2	15	3.8
2016-17	31-0	371-12.0	63-124	.508	7-24	.292	16-23	.696	35-79-114-3.7	57-0	12	27	17	7	149	4.8
2017-18	34-0	508-14.9	89-159	.560	14-41	.341	29-39	.744	37-97-134-3.9	71-0	31	35	20	11	221	6.5
2018-19	31-31	858-27.7	185-345	.536	41-108	.380	80-99	.808	61-201-262-8.5	89-3	37	66	33	11	491	15.8
2019-20	1-1	31-31.4	3-4	.750	1-2	.500	0-0	.000	0-6-6-6.0	3-0	2	0	1	0	7	7.0
TOTAL	101-32	1800-17.8	346-643	.538	65-178	.365	126-162	.778	134-387-521-5.2	227-2	85	132	71	31	883	8.7

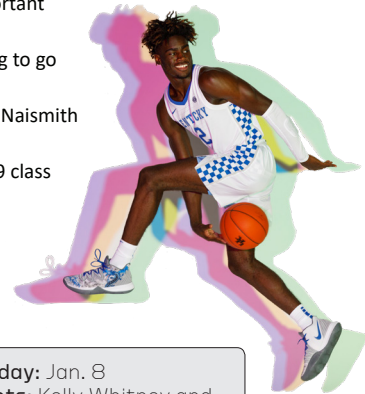
2019-20 SEASON/CAREER HIGHS

Points		
Season	4, vs. Michigan State (11/5/19)	
Career	4, vs. Michigan State (11/5/19)	
Rebounds		
Season	4, vs. Michigan State (11/5/19)	
Career	4, vs. Michigan State (11/5/19)	
Field Goals		
Season	1, vs. Michigan State (11/5/19)	
Career	1, vs. Michigan State (11/5/19)	
Field Goals Attempted		
Season	3, vs. Michigan State (11/5/19)	
Career	3, vs. Michigan State (11/5/19)	
3-Point Field Goals		
Season	1, vs. Michigan State (11/5/19)	
Career	1, vs. Michigan State (11/5/19)	
3-Point Field Goals Attempted		
Season	2, vs. Michigan State (11/5/19)	
Career	2, vs. Michigan State (11/5/19)	
Free Throws		
Season	1, vs. Michigan State (11/5/19)	
Career	1, vs. Michigan State (11/5/19)	
Free Throws Attempted		
Season	3, vs. Michigan State (11/5/19)	
Career	3, vs. Michigan State (11/5/19)	
Assists		
Season	1, vs. Michigan State (11/5/19)	
Career	1, vs. Michigan State (11/5/19)	
Steals		
Season	-	
Career	-	
Blocked Shots		
Season	-	
Career	-	
Minutes Played		
Season	22, vs. Michigan State (11/5/19)	
Career	22, vs. Michigan State (11/5/19)	

MISCELLANEOUS 2019-20 CAREER

Dunks	0	0
Double-Figure Scoring Games	0	0
Double-Figure Rebounding Games	0	0
Games With Double-Double	0	0
Games Led UK in Scoring	0	0
Games Led UK in Rebounding	0	0
Games Led UK in Assists	0	0
Games Led UK in Steals	0	0
Games Led UK in Blocks	0	0
Games With 3+ Assists	0	0
Games With 3+ Blocks	0	0
Games With 3+ Steals	0	0
Games With 3+ 3-Pointers	0	0

- Played 22 key minutes in the victory over No. 1/1 Michigan State, including an important 3-pointer during a 9-0 second-half run that opened up a 13-point lead
- Bounced back from a scoreless exhibition opener with 15 points on 7-of-12 shooting to go along with five rebounds and three blocks vs. Kentucky State
- Julius Erving Award watch list for the nation's top small forward, as awarded by the Naismith Memorial Basketball Hall of Fame
- Tabbed No. 11 overall player by the Recruiting Services Consensus Index for the 2019 class
- Naismith High School Boys' All-America Third Team selection
- All-USA Today New Jersey First Team honors
- Considered an athletic freak and one of the best dunkers on the team with team-best 42-inch maximum vertical and team-high-tying hand width of 11.5 inches
- Averaged 19.4 points and 5.7 rebounds per game as a senior at Roselle Catholic
 - Scored in double figures in all 29 games during his senior season with 11 games of 20 or more points
- Helped lead Roselle Catholic to the New Jersey's Tournament of Champions as a junior
- Scored more than 2,000 points during his high school career
- McDonald's All American Game, Jordan Brand Classic and Allen Iverson Roundball Classic participant
 - Named co-MVP of the Iverson Classic after scoring 38 points
- Delayed signed his national letter of intent to the spring to return home to Chicago and sign at his elementary school as an inspiration to inner-city youth



Birthday: Jan. 8
Parents: Kelly Whitney and Chanel Tillmon
Major: Undeclared/exploratory studies in agriculture

Most memorable moment ...
 Winning a state high school basketball championship

Did you know ...
 Father gave him his nickname of "The Dragon"

Game-By-Game Statistics

Opponent	Date	gs	min	Total		3-Pointers		Free throws		Rebounds				pf	a	t/o	blk	stl	pts	avg
				fg-fga	pct	3fg-fga	pct	ft-fga	pct	off	def	tot	avg							
vs #1/1 Michigan State	11/5/19	*	22	1-3	.333	1-2	.500	1-3	.333	2	2	4	4.0	2	1	2	0	0	4	4.0
Totals		1	22	1-3	.333	1-2	.500	1-3	.333	2	2	4	4.0	2	1	2	0	0	4	4.0

Games played: 1
 Minutes/game: 22.0
 Points/game: 4.0
 FG Pct: 33.3
 3FG Pct: 50.0
 FT Pct: 33.3

Rebounds/game: 4.0
 Assists/game: 1.0
 Turnovers/game: 2.0
 Assist/turnover ratio: 0.5

Career Statistics

Year	GP-GS	Min-Avg	FG-FGA	Pct	3FG-FGA	Pct	FT-FTA	Pct	Off-Def-Tot-Avg	PF-FO	Ast	TO	Blk	Stl	Pts	Avg
2019-20	1-1	22-22.0	1-3	.333	1-2	.500	1-3	.333	2-2-4-4.0	2-0	1	2	0	0	4	4.0
TOTAL	1-1	22-22.0	1-3	.333	1-2	.500	1-3	.333	2-2-4-4.0	2-0	1	2	0	0	4	4.0



2019-20 SEASON/CAREER HIGHS

Points	
Season	26, vs. Michigan State (11/5/19)
Career	26, vs. Michigan State (11/5/19)

Rebounds	
Season	5, vs. Michigan State (11/5/19)
Career	5, vs. Michigan State (11/5/19)

Field Goals	
Season	7, vs. Michigan State (11/5/19)
Career	7, vs. Michigan State (11/5/19)

Field Goals Attempted	
Season	12, vs. Michigan State (11/5/19)
Career	12, vs. Michigan State (11/5/19)

3-Point Field Goals	
Season	3, vs. Michigan State (11/5/19)
Career	3, vs. Michigan State (11/5/19)

3-Point Field Goals Attempted	
Season	7, vs. Michigan State (11/5/19)
Career	7, vs. Michigan State (11/5/19)

Free Throws	
Season	9, vs. Michigan State (11/5/19)
Career	9, vs. Michigan State (11/5/19)

Free Throws Attempted	
Season	10, vs. Michigan State (11/5/19)
Career	10, vs. Michigan State (11/5/19)

Assists	
Season	1, vs. Michigan State (11/5/19)
Career	1, vs. Michigan State (11/5/19)

Steals	
Season	1, vs. Michigan State (11/5/19)
Career	1, vs. Michigan State (11/5/19)

Blocked Shots	
Season	-
Career	-

Minutes Played	
Season	32, vs. Michigan State (11/5/19)
Career	32, vs. Michigan State (11/5/19)

MISCELLANEOUS 2019-20 CAREER

Dunks	0	0
Double-Figure		
Scoring Games	1	1
Double-Figure		
Rebounding Games	0	0
Games With		
Double-Double	0	0
Games Led UK		
in Scoring	1	1
Games Led UK		
in Rebounding	0	0
Games Led UK		
in Assists	0	0
Games Led UK		
in Steals	0	0
Games Led UK		
in Blocks	0	0
Games With		
3+ Assists	0	0
Games With		
3+ Blocks	0	0
Games With		
3+ Steals	0	0
Games With		
3+ 3-Pointers	1	1

- Sensational debut on a national stage in Madison Square Garden with 26 points on 7-of-12 shooting to defeat No. 1/1 Michigan State
- Made a team-high three 3-pointers, including a dagger from four feet behind the line with just over a minute left to determine the outcome
- Also went 9 of 10 from the free-throw line
- 26 points are the most by a UK freshman in a debut in school history. Only Mike Casey, who scored 28 as a sophomore on Dec. 2, 1967, debuted with more to start a UK career
- Averaged 10.5 points, 4.5 rebounds, 4.0 assists and 2.5 steals in UK's two exhibition games
- Notched 14 points and chipped in three assists and two steals vs. Georgetown College
- Preseason All-America Honorable Mention by the Associated Press
- Also tabbed to the NBC Sports All-America Third Team
- NCAA March Madness national player of the year selection by fan vote
- Preseason All-SEC Second Team selection by the league's media and coaches
- National watch lists: Citizen Naismith Trophy, Wooden Preseason Top 50, National Association of College Basketball Coaches National Player of the Year, Bob Cousy Award
- Considered one of the leaders of team and organized the "Breakfast Club" over the summer
- Kentucky's top-ranked player in the 2019 class, coming in at No. 10 overall by the Recruiting Services Consensus index
- Tabbed to the Naismith High School Boys' 2019 All-America Second Team
- Averaged 22.2 points, 6.3 rebounds, 3.6 assists and 1.7 steals per game as a senior
- Named Texas Mr. Basketball and the Dallas-Fort Worth Area Player of the Year
- Won the Big Blue Madness slam dunk contest
- Two-time All-State selection
- Logged 22.5 points, 7.0 rebounds, 3.1 assists and 2.3 steals per game as a junior
- Named to the 2018 USA Today All-Texas First Team, the 2018 Texas Association of Basketball Coaches All-State First Team and was crowned the 2018 Dallas Morning News Sports Day Player of the Year as a junior
- Won a gold medal as a part of the U18 Team USA squad



Birthday: Nov. 4

Parents: Denyse and Tyrone Maxey

Major: Undeclared/exploratory studies in agriculture

Off the court he likes to ...
Watching Marvel movies and he's seen every one since 2008

Did you know ...
He graduated in the top 5% of his graduating class

Game-By-Game Statistics

Opponent	Date	gs	min	Total		3-Pointers		Free throws		Rebounds				pf	a	t/o	blk	stl	pts	avg
				fg-fga	pct	3fg-fga	pct	ft-fa	pct	off	def	tot	avg							
vs #1/1 Michigan State	11/5/19		32	7-12	.583	3-7	.429	9-10	.900	0	5	5	5.0	3	1	1	0	1	26	26.0
Totals		0	32	7-12	.583	3-7	.429	9-10	.900	0	5	5	5.0	3	1	1	0	1	26	26.0

Games played: 1
Minutes/game: 32.0
Points/game: 26.0
FG Pct: 58.3
3FG Pct: 42.9
FT Pct: 90.0

Rebounds/game: 5.0
Assists/game: 1.0
Turnovers/game: 1.0
Assist/turnover ratio: 1.0
Steals/game: 1.0

Career Statistics

Year	GP-GS	Min-Avg	FG-FGA	Pct	3FG-FGA	Pct	FT-FTA	Pct	Off-Def-Tot-Avg	PF-FO	Ast	TO	Blk	Stl	Pts	Avg
2019-20	1-0	32-32.0	7-12	.583	3-7	.429	9-10	.900	0-5-5-5.0	3-0	1	1	0	1	26	26.0
TOTAL	1-0	32-32.0	7-12	.583	3-7	.429	9-10	.900	0-5-5-5.0	3-0	1	1	0	1	26	26.0

2019-20 SEASON/CAREER HIGHS

Points	
Season	7, vs. Michigan State (11/5/19)
Career	25, vs. FORT WAYNE (11/22/17)
Rebounds	
Season	4, vs. Michigan State (11/5/19)
Career	19, vs. SOUTHERN ILLINOIS (11/9/18)
Field Goals	
Season	2, vs. Michigan State (11/5/19)
Career	9, vs. FORT WAYNE (11/22/17)
Field Goals Attempted	
Season	7, vs. Michigan State (11/5/19)
Career	10, vs. FORT WAYNE (11/22/17)
3-Point Field Goals	
Season	-
Career	-
3-Point Field Goals Attempted	
Season	-
Career	-
Free Throws	
Season	3, vs. Michigan State (11/5/19)
Career	7, vs. FORT WAYNE (11/22/17)
Free Throws Attempted	
Season	4, vs. Michigan State (11/5/19)
Career	10, at Vanderbilt (1/29/19)
Assists	
Season	-
Career	2, 2x, last at Alabama (1/5/19)
Steals	
Season	-
Career	1, 7x, last vs. AUBURN (2/23/19)
Blocked Shots	
Season	-
Career	5, vs. KANSAS (1/26/19)
Minutes Played	
Season	25, vs. Michigan State (11/5/19)
Career	27, vs. SOUTHERN ILLINOIS (11/9/18)

MISCELLANEOUS 2019-20 CAREER

Dunks	1	53
Double-Figure		
Scoring Games	0	9
Double-Figure		
Rebounding Games	0	3
Games With		
Double-Double	0	1
Games Led UK		
in Scoring	0	1
Games Led UK		
in Rebounding	0	12
Games Led UK		
in Assists	0	0
Games Led UK		
in Steals	0	0
Games Led UK		
in Blocks	0	28
Games With		
3+ Assists	0	0
Games With		
3+ Blocks	0	12
Games With		
3+ Steals	0	0
Games With		
3+ 3-Pointers	0	0

- Nine days after suffering a left ankle sprain vs. Georgetown College (exhibition), returned to the line-up to provide seven points, four rebounds and 25 minutes in the win vs. No. 1/1 Michigan State
- Declared for the NBA Draft but returned for his junior season
- Led the team with 47 blocks in 2018-19
 - Blocked three shots in three of the five games Reid Travis missed due to injury
 - Blocked a combined nine shots in 23 minutes across the Kansas and Vanderbilt games to conclude January
- Top wingspan on the team at 7-foot-5
- Posted seven points, 15 rebounds and three blocks in the win vs. Arkansas
- Scored a 2018-19 season-high 14 points at Vanderbilt on Jan. 30 on 4-of-5 shooting and 6 of 10 at the free-throw line
- Grabbed six rebounds and blocked two shots in 10 minutes vs. North Carolina
- Played one of the best games of his career vs. Southern Illinois with eight points, a career-high 19 rebounds and three blocks
 - The 19 rebounds were the most by a UK player since Michael Kidd-Gilchrist hauled in 19 boards vs. Louisville on Dec. 31, 2011. The 19 rebounds also matched SIU's team total
- Scored in double figures seven times during his freshman season and started all 37 games
 - Averaged 5.1 points, 4.4 rebounds and 0.9 blocks per game a season ago
 - Finished second on the team in blocks with 33 and fourth in total rebounds with 163
- Double-double (25 points, 15 rebounds) vs. Fort Wayne
 - Became the third UK player in the Calipari era with 25 points and 15 rebounds in a game (Terrence Jones vs. Notre Dame, 12/8/10); DeMarcus Cousins vs. Sam Houston State, 11/19/09)

Birthday: Nov. 29
Mother: Marion Tenn
Major: Community leadership and development

Off the court he likes to ...
 Enjoys watching anime and his favorite show is Nitro

Did you know ...
 He loves dogs and has a german shepard named Luna



Game-By-Game Statistics

Opponent	Date	gs	min	Total		3-Pointers		Free throws		Rebounds				pf	a	t/o	blk	stl	pts	avg
				fg-fga	pct	3fg-fga	pct	ft-fa	pct	off	def	tot	avg							
vs #1/1 Michigan State	11/5/19		25	2-7	.286	0-0	.000	3-4	.750	2	2	4	4.0	5	0	1	0	0	7	7.0
Totals		0	25	2-7	.286	0-0	.000	3-4	.750	2	2	4	4.0	5	0	1	0	0	7	7.0

Games played: 1
 Minutes/game: 25.0
 Points/game: 7.0
 FG Pct: 28.6
 FT Pct: 75.0

Rebounds/game: 4.0
 Turnovers/game: 1.0

Career Statistics

Year	GP-GS	Min-Avg	FG-FGA	Pct	3FG-FGA	Pct	FT-FTA	Pct	Off-Def-Tot-Avg	PF-FO	Ast	TO	Blk	Stl	Pts	Avg
2017-18	37-37	543-14.7	69-112	.616	0-0	.000	51-71	.718	55-108-163-4.4	76-1	9	26	33	3	189	5.1
2018-19	37-3	446-12.1	49-82	.598	0-0	.000	49-71	.690	57-66-123-3.3	76-2	7	26	47	4	147	4.0
2019-20	1-0	25-25.0	2-7	.286	0-0	.000	3-4	.750	2-2-4-4.0	5-1	0	1	0	0	7	7.0
TOTAL	75-40	1014-13.5	120-201	.597	0-0	.000	103-146	.705	114-176-290-3.9	157-4	16	53	80	7	343	4.6

2019-20 SEASON/CAREER HIGHS

Points		
Season	10, vs. Michigan State (11/5/19)	
Career	15, vs. SOUTHERN ILLINOIS (11/9/18)	
Rebounds		
Season	5, vs. Michigan State (11/5/19)	
Career	6, vs. WINTHROP (11/21/18)	
Field Goals		
Season	1, vs. Michigan State (11/5/19)	
Career	6, vs. SOUTHERN ILLINOIS (11/9/18)	
Field Goals Attempted		
Season	6, vs. Michigan State (11/5/19)	
Career	10, vs. SOUTHERN ILLINOIS (11/9/18)	
3-Point Field Goals		
Season	1, vs. Michigan State (11/5/19)	
Career	3, 2x, last vs. Alabama (3/15/19)	
3-Point Field Goals Attempted		
Season	4, vs. Michigan State (11/5/19)	
Career	7, vs. VANDERBILT (1/12/19)	
Free Throws		
Season	7, vs. Michigan State (11/5/19)	
Career	8, vs. NORTH DAKOTA (11/14/18)	
Free Throws Attempted		
Season	8, vs. Michigan State (11/5/19)	
Career	10, vs. NORTH DAKOTA (11/14/18)	
Assists		
Season	2, vs. Michigan State (11/5/19)	
Career	4, 2x, last vs. S. CAROLINA (2/5/19)	
Steals		
Season	2, vs. Michigan State (11/5/19)	
Career	3, vs. TEXAS A&M (1/8/19)	
Blocked Shots		
Season	-	
Career	1, vs. North Carolina (12/22/18)	
Minutes Played		
Season	30, vs. Michigan State (11/5/19)	
Career	31, 2x, last vs. WINTHROP (11/21/18)	

MISCELLANEOUS 2019-20 CAREER

Dunks	0	1
Double-Figure Scoring Games	1	7
Double-Figure Rebounding Games	0	0
Games With Double-Double	0	0
Games Led UK in Scoring	0	1
Games Led UK in Rebounding	0	0
Games Led UK in Assists	0	1
Games Led UK in Steals	1	3
Games Led UK in Blocks	0	0
Games With 3+ Assists	0	3
Games With 3+ Blocks	0	0
Games With 3+ Steals	0	1
Games With 3+ 3-Pointers	0	2

- Scored 10 points in the victory vs. No. 1/1 Michigan State thanks to 7-of-8 performance at the free-throw line
- Three free throws in the second half sparked a 9-0 run that opened up a 13-point lead
- Led the team with a 15.5 scoring average in the exhibition games, including five 3-pointers
- Preseason NCAA March Madness Glue Guy
- Back-to-back Big Blue Madness 3-point champion
- Calipari on Quickley's offseason transformation: "Immanuel isn't even the same player. It's like when PJ (Washington) came back. He has a different mentality. He's building his own confidence."
- Made nine 3-pointers over the final nine games in 2018-19
- 12-point performance in the SEC Tournament quarterfinals vs. Alabama. Went 4 of 4 from the field, including making all three 3-point attempts
- Scored eight points on 3-of-5 shooting (2 of 4 from 3-point range) at Tennessee, which at the time was his best scoring output since he scored 12 on Jan. 12 against Vanderbilt
- Scored a combined 30 points over a three-game stretch between Jan. 5-12, including at least two 3-pointers during that stretch and a career-high three vs. Vanderbilt
- 82.8 percent at the line in 2018-19, including two under pressure at the end of both the Arkansas and Ole Miss games to clinch victories
- Posted 12 points and a season-high four assists to couple with two steals vs. North Dakota
- Scored a team-high-tying 15 points in the win vs. Southern Illinois
 - Made 6 of 10 from the floor, including 2 of 4 from 3
- Two-time state champion at the John Carroll School
 - Three-time Maryland All-State selection
- Also a member of the USA U17 and U19 teams, winning gold with U17 team at the FIBA Championships
- McDonald's All American and won the 3-point contest at the event



Birthday: June 17
Parents: Nitrease and Marcelous Quickly
Major: Undeclared/exploratory studies in agriculture

Two things to know ...
 Best movie he saw this summer was Avengers: Endgame and his favorite restaurant in Lexington is Indi's

Did you know ...
 Favorite class is communications but he also excels musically and can play the saxophone, the piano and the drums

Game-By-Game Statistics

Opponent	Date	gs	min	Total		3-Pointers		Free throws		Rebounds				pf	a	t/o	blk	stl	pts	avg	
				fg-fga	pct	3fg-fga	pct	ft-fga	pct	off	def	tot	avg								
vs #1/1 Michigan State	11/5/19	*	30	1-6	.167	1-4	.250	7-8	.875	0	5	5	5.0	2	2	1	0	2	10	10.0	
Totals			1	30	1-6	.167	1-4	.250	7-8	.875	0	5	5	5.0	2	2	1	0	2	10	10.0

Games played: 1
 Minutes/game: 30.0
 Points/game: 10.0
 FG Pct: 16.7
 3FG Pct: 25.0
 FT Pct: 87.5

Rebounds/game: 5.0
 Assists/game: 2.0
 Turnovers/game: 1.0
 Assist/turnover ratio: 2.0
 Steals/game: 2.0

Career Statistics

Year	GP-GS	Min-Avg	FG-FGA	Pct	3FG-FGA	Pct	FT-FTA	Pct	Off-Def-Tot-Avg	PF-FO	Ast	TO	Blk	Stl	Pts	Avg
2018-19	37-7	684-18.5	55-148	.372	30-87	.345	53-64	.828	2-63-65-1.8	44-0	44	33	1	16	193	5.2
2019-20	1-1	30-30.0	1-6	.167	1-4	.250	7-8	.875	0-5-5-5.0	2-0	2	1	0	2	10	10.0
TOTAL	38-8	714-18.8	56-154	.364	31-91	.341	60-72	.833	2-68-70-1.8	46-0	46	34	1	18	203	5.3

2019-20 SEASON/CAREER HIGHS

Points

Season	-
Career	-

Rebounds

Season	-
Career	-

Field Goals

Season	-
Career	-

Field Goals Attempted

Season	-
Career	-

3-Point Field Goals

Season	-
Career	-

3-Point Field Goals Attempted

Season	-
Career	-

Free Throws

Season	-
Career	-

Free Throws Attempted

Season	-
Career	-

Assists

Season	-
Career	-

Steals

Season	-
Career	-

Blocked Shots

Season	-
Career	-

Minutes Played

Season	2, vs. Michigan State (11/5/19)
Career	2, vs. Michigan State (11/5/19)

MISCELLANEOUS 2019-20 CAREER

Dunks	0	0
Double-Figure Scoring Games	0	0
Double-Figure Rebounding Games	0	0
Games With Double-Double	0	0
Games Led UK in Scoring	0	0
Games Led UK in Rebounding	0	0
Games Led UK in Assists	0	0
Games Led UK in Steals	0	0
Games Led UK in Blocks	0	0
Games With 3+ Assists	0	0
Games With 3+ Blocks	0	0
Games With 3+ Steals	0	0
Games With 3+ 3-Pointers	0	0

- Came off the bench to provide a spark against Kentucky State (exhibition), swishing three 3-pointers for nine points
- Late add to the 2019 class after reclassifying
- Ranked No. 34 prospect by the Recruiting Services Consensus Index
- Averaged 23.0 points, 8.5 rebounds and 3.4 assists per game during his junior season
- Named Mission League MVP
- All-California Interscholastic Federation First Team pick
- Harvard-Westlake claimed the CIF championship and the Mission League Championship for the first time since 2011 during his junior season
- Finalist for the U17 Team USA squad
- Knockdown shooter. When describing Juzang's ability to score, Calipari has said: "We have had shot takers and we've had shot makers. Johnny is a shot maker"



Birthday: March 17

Parents: Hanh and

Maxie Juzang

Major: Marketing

Most prized possession is ...

Reading journal and books

Did you know ...

He was an honor roll student in high school and his brother, Christian, plays basketball at Harvard

Game-By-Game Statistics

Opponent	Date	gs	min	Total fg-fga	pct	3-Pointers 3fg-fga	pct	Free throws ft-fga	pct	Rebounds off	def	tot	avg	pf	a	t/o	blk	stl	pts	avg
vs #1/1 Michigan State	11/5/19	2		0-0	.000	0-0	.000	0-0	.000	0	0	0	0.0	1	0	0	0	0	0	0.0
Totals		0	2	0-0	.000	0-0	.000	0-0	.000	0	0	0	0.0	1	0	0	0	0	0	0.0

Games played: 1
Minutes/game: 2.0

Career Statistics

Year	GP-GS	Min-Avg	FG-FGA	Pct	3FG-FGA	Pct	FT-FTA	Pct	Off-Def-Tot-Avg	PF-FO	Ast	TO	Blk	Stl	Pts	Avg
2019-20	1-0	2-2.0	0-0	.000	0-0	.000	0-0	.000	0-0-0-0.0	1-0	0	0	0	0	0	0.0
TOTAL	1-0	2-2.0	0-0	.000	0-0	.000	0-0	.000	0-0-0-0.0	1-0	0	0	0	0	0	0.0

2019-20 SEASON/CAREER HIGHS

Points	
Season	-
Career	-
Rebounds	
Season	-
Career	-
Field Goals	
Season	-
Career	-
Field Goals Attempted	
Season	-
Career	-
3-Point Field Goals	
Season	-
Career	-
3-Point Field Goals Attempted	
Season	-
Career	-
Free Throws	
Season	-
Career	-
Free Throws Attempted	
Season	-
Career	-
Assists	
Season	-
Career	-
Steals	
Season	-
Career	-
Blocked Shots	
Season	-
Career	-
Minutes Played	
Season	-
Career	-

MISCELLANEOUS	2019-20	CAREER
---------------	---------	--------

Dunks	0	0
Double-Figure Scoring Games	0	0
Double-Figure Rebounding Games	0	0
Games With Double-Double	0	0
Games Led UK in Scoring	0	0
Games Led UK in Rebounding	0	0
Games Led UK in Assists	0	0
Games Led UK in Steals	0	0
Games Led UK in Blocks	0	0
Games With 3+ Assists	0	0
Games With 3+ Blocks	0	0
Games With 3+ Steals	0	0
Games With 3+ 3-Pointers	0	0

- Top-100 prospect by Recruiting Services Consensus Index
 - Became the first in-state signee for Kentucky since 2013
 - 18th player in program history to earn Kentucky Mr. Basketball honors
 - All-State First Team selection
 - Concluded high school career with 3,255 points, 11th all-time in state history
 - Also snared 1,228 career rebounds, the 22nd-best mark in state history
 - Great size and frame, including a team-high-tying hand width of 11.5 inches
 - Averaged 42.9 points and 14.2 boards per game during his senior season
 - Dropped 50 or more points in six of his first 12 games
 - Suffered a torn ACL in his left knee, limiting his senior season to just 13 games
 - Worked out this summer and is hopeful to return to practice soon
 - Averaged 31.8 points and 11.4 rebounds per game during his junior season
 - Shot 59.1 percent from the floor and 39.6 percent from 3-point range
- Birthday:** Nov. 11, 1997

Parents: April and Thomas

Major: Undecided
 (He is studying for a degree in psychology)

Birthday: Nov. 5

Parents: April and Tony Thomas

Major: Undeclared/exploratory studies in agriculture

Things to know ...

Nickname is "D-Tay" and he chose his number because it's his favorite number (1), twice

Did you know ...

His cousin is NFL quarter-
back, Russell Wilson



Game-By-Game Statistics

Career Statistics

[illegible]

12

KEION BROOKS JR.

Freshman | Forward | 6-7 | 205 lbs | Fort Wayne, Ind. | La Lumiere School



@KeionB_12



@klbj.xii

2019-20 SEASON/CAREER HIGHS

Points		
Season	-	
Career	-	
Rebounds		
Season	2, vs. Michigan State (11/5/19)	
Career	2, vs. Michigan State (11/5/19)	
Field Goals		
Season	-	
Career	-	
Field Goals Attempted		
Season	3, vs. Michigan State (11/5/19)	
Career	3, vs. Michigan State (11/5/19)	
3-Point Field Goals		
Season	-	
Career	-	
3-Point Field Goals Attempted		
Season	2, vs. Michigan State (11/5/19)	
Career	2, vs. Michigan State (11/5/19)	
Free Throws		
Season	-	
Career	-	
Free Throws Attempted		
Season	-	
Career	-	
Assists		
Season	-	
Career	-	
Steals		
Season	-	
Career	-	
Blocked Shots		
Season	-	
Career	-	
Minutes Played		
Season	15, vs. Michigan State (11/5/19)	
Career	15, vs. Michigan State (11/5/19)	

MISCELLANEOUS 2019-20 CAREER

Dunks	0	0
Double-Figure Scoring Games	0	0
Double-Figure Rebounding Games	0	0
Games With Double-Double	0	0
Games Led UK in Scoring	0	0
Games Led UK in Rebounding	0	0
Games Led UK in Assists	0	0
Games Led UK in Steals	0	0
Games Led UK in Blocks	0	0
Games With 3+ Assists	0	0
Games With 3+ Blocks	0	0
Games With 3+ Steals	0	0
Games With 3+ 3-Pointers	0	0

- Played 15 minutes in the win vs. No 1/1 Michigan State
- Collected a game-high nine rebounds against Kentucky State as well as scoring nine points
- Lone freshman to start against Georgetown College. He had eight points, a block and a steal
- Ranked the No. 24 overall player by the Recruiting Services Consensus Index
- Versatile player who will spend time at both the wing and at the four
- Averaged 20.1 points and 7.5 rebounds per game for La Lumiere School, which appeared in the GEICO High School Nationals
 - In the semifinals of that tournament, he made 9 of 16 shots, including two from long range, and scored a team-high 20 points
- La Lumiere produced a 30-1 record and was ranked No. 1 in the country for much of his senior season
- USA Today All-USA Boys Basketball Honorable Mention selection
- Underrated athlete who is considered to be one of the best dunkers on the team with a 37-inch vertical
- Tabbed the Wayne Area Player of the Year and Fort Wayne News Player of the Year
- Scored 15 points in the Jordan Brand Classic
- Also reached the state finals in 2015-16



Birthday: Aug. 7

Parents: Keion Sr. and Sarita Brooks

Major: Undeclared/
exploratory studies in agriculture

Chose his number because ...

It's the same number his dad wore in high school

Did you know ...

He was an honor roll student in high school and his grandparents have been his life's greatest influences

Game-By-Game Statistics

Opponent	Date	gs	min	Total		3-Pointers		Free throws		Rebounds				pf	a	t/o	blk	stl	pts	avg
				fg-fga	pct	3fg-fga	pct	ft-fga	pct	off	def	tot	avg							
vs #1/1 Michigan State	11/5/19		15	0-3	.000	0-2	.000	0-0	.000	0	2	2	2.0	2	0	1	0	0	0	0.0
Totals		0	15	0-3	.000	0-2	.000	0-0	.000	0	2	2	2.0	2	0	1	0	0	0	0.0

Games played: 1
 Minutes/game: 15.0
 FG Pct: 0.0
 3FG Pct: 0.0

Rebounds/game: 2.0
 Turnovers/game: 1.0

Career Statistics

Year	GP-GS	Min-Avg	FG-FGA	Pct	3FG-FGA	Pct	FT-FTA	Pct	Off-Def-Tot-Avg	PF-FO	Ast	TO	Blk	Stl	Pts	Avg
2019-20	1-0	15-15.0	0-3	.000	0-2	.000	0-0	.000	0-2-2-2.0	2-0	0	1	0	0	0	0.0
TOTAL	1-0	15-15.0	0-3	.000	0-2	.000	0-0	.000	0-2-2-2.0	2-0	0	1	0	0	0	0.0



@Riley_Welch



@riley_welch



@Riley.Welch.UK

2019-20 SEASON/CAREER HIGHS

Points	
Season	-
Career	5, at Denver (11/12/17)
Rebounds	
Season	-
Career	4, vs. UC RIVERSIDE (1/24/18)
Field Goals	
Season	-
Career	1, 4x, last at Hawaii (2/24/18)
Field Goals Attempted	
Season	-
Career	3, at Hawaii (2/24/18)
3-Point Field Goals	
Season	-
Career	1, 2x, last vs. CHAPMAN (11/14/17)
3-Point Field Goals Attempted	
Season	-
Career	1, 8x, last at Hawaii (2/24/18)
Free Throws	
Season	-
Career	2, 2x, last vs. UC RIVERSIDE (1/24/18)
Free Throws Attempted	
Season	-
Career	2, 2x, last vs. UC RIVERSIDE (1/24/18)
Assists	
Season	-
Career	4, vs. CHAPMAN (11/14/17)
Steals	
Season	-
Career	1, 2x, last at Montana (12/19/17)
Blocked Shots	
Season	-
Career	-
Minutes Played	
Season	-
Career	14, vs. UC RIVERSIDE (1/24/18)

MISCELLANEOUS 2019-20 CAREER*

Dunks	0	0
Double-Figure Scoring Games	0	0
Double-Figure Rebounding Games	0	0
Games With Double-Double	0	0
Games Led UK in Scoring	0	0
Games Led UK in Rebounding	0	0
Games Led UK in Assists	0	2
Games Led UK in Steals	0	0
Games Led UK in Blocks	0	0
Games With 3+ Assists	0	2
Games With 3+ Blocks	0	0
Games With 3+ Steals	0	0
Games With 3+ 3-Pointers	0	0

*includes UC Irvine/Division I statistics

- Saw action in 27 games a season ago at the College of the Desert
- Averaged 8.2 points, 5.0 assists and 3.5 rebounds per game
- Dished out a team-high 134 assists and sunk 31 shots from beyond the arc
- Scored a career-high 29 points vs. San Jacinto on 9-of-11 shooting and 10 from the free-throw line
- Played at UC Irvine his freshman season, appearing in 27 games
 - Saw double-digit minutes four times
- Scored five points in his collegiate debut at Denver
- Played for Chatfield High School to conclude his prep career
 - Won a league or county championship during all four years of his high school career
- 2016 Chauncey Billups regional champion
- School reached the Colorado High School Activities Association Final Four in 2016
- Two-time All-Conference performer
- Academic All-State

Birthday: Sept. 26

Parents: John and Jean Welch

Major: Liberal Studies

Of note ...

His dad, John, is an assistant coach with the LA Clippers and has coached in the NBA for more than 15 years. He also played for UNLV

Did you know ...

He is a vegetarian and enjoys relaxing at the beach when he has free time



Game-By-Game Statistics

Career Statistics

Year	GP-GS	Min-Avg	FG-FGA	Pct	3FG-FGA	Pct	FT-FTA	Pct	Off-Def-Tot-Avg	PF-FO	Ast	TO	Blk	Stl	Pts	Avg
2017-18	27-0	143-5.3	4-13	.308	2-8	.250	4-5	.800	2-12-14-0.5	22-0	15	7	0	2	14	0.5
2019-20																
TOTAL	27-0	143-5.3	4-13	.308	2-8	.250	4-5	.800	2-12-14-0.5	22-0	15	7	0	2	14	0.5

2019-20 SEASON/CAREER HIGHS

Points	
Season	-
Career	-
Rebounds	
Season	-
Career	-
Field Goals	
Season	-
Career	-
Field Goals Attempted	
Season	-
Career	-
3-Point Field Goals	
Season	-
Career	-
3-Point Field Goals Attempted	
Season	-
Career	-
Free Throws	
Season	-
Career	-
Free Throws Attempted	
Season	-
Career	-
Assists	
Season	-
Career	-
Steals	
Season	-
Career	-
Blocked Shots	
Season	-
Career	-
Minutes Played	
Season	-
Career	-

MISCELLANEOUS	2019-20	CAREER
---------------	---------	--------

Dunks	0	0
Double-Figure Scoring Games	0	0
Double-Figure Rebounding Games	0	0
Games With Double-Double	0	0
Games Led UK in Scoring	0	0
Games Led UK in Rebounding	0	0
Games Led UK in Assists	0	0
Games Led UK in Steals	0	0
Games Led UK in Blocks	0	0
Games With 3+ Assists	0	0
Games With 3+ Blocks	0	0
Games With 3+ Steals	0	0
Games With 3+ 3-Pointers	0	0

- Spent his first season as a Wildcat rehabbing his knee after suffering an injury during his senior season in high school. Took a medical redshirt
 - Hopeful to return to the court soon
- A highly-productive player out of Lexington Catholic. Scored 1,282 career points, which ranks 14th all-time in program history
- Also collected 934 career rebounds, which ranks fourth all-time in school history
- Three-year starter in high school
- Averaged 19.3 points and 8.7 rebounds a game as a senior at Lexington Catholic

Birthday: March 23

Parents: Kenny and Michelle Payne

Major: Undeclared/exploratory studies in agriculture

What's on TV ...

Favorite show is Power

Did you know ...

The best movie he saw this summer was Toy Story 4 and his favorite restaurant in Lexington is Tekka



Game-By-Game Statistics

Career Statistics

[illegible]

2019-20 SEASON/CAREER HIGHS

Points		
Season	4, vs. Michigan State (11/5/19)	
Career	11, vs. SOUTH CAROLINA (2/5/19)	
Rebounds		
Season	2, vs. Michigan State (11/5/19)	
Career	13, vs. SOUTH CAROLINA (2/5/19)	
Field Goals		
Season	2, vs. Michigan State (11/5/19)	
Career	5, vs. SOUTH CAROLINA (2/5/19)	
Field Goals Attempted		
Season	6, vs. Michigan State (11/5/19)	
Career	8, 2x, last vs. N. DAKOTA (11/14/18)	
3-Point Field Goals		
Season	-	
Career	1, 2x, last vs. S. CAROLINA (2/5/19)	
3-Point Field Goals Attempted		
Season	-	
Career	2, vs. MISSISSIPPI STATE (1/22/19)	
Free Throws		
Season	-	
Career	3, vs. TENNESSEE STATE (11/23/18)	
Free Throws Attempted		
Season	2, vs. Michigan State (11/5/19)	
Career	4, vs. TENNESSEE STATE (11/23/18)	
Assists		
Season	-	
Career	2, 4x, last vs. Alabama (3/15/19)	
Steals		
Season	-	
Career	3, vs. Wofford (3/23/19)	
Blocked Shots		
Season	2, vs. Michigan State (11/5/19)	
Career	4, at Ole Miss (3/5/19)	
Minutes Played		
Season	14, vs. Michigan State (11/5/19)	
Career	28, vs. FLORIDA (3/9/19)	

MISCELLANEOUS 2019-20 CAREER

Dunks	0	18
Double-Figure		
Scoring Games	0	2
Double-Figure		
Rebounding Games	0	2
Games With		
Double-Double	0	1
Games Led UK		
in Scoring	0	0
Games Led UK		
in Rebounding	0	3
Games Led UK		
in Assists	0	0
Games Led UK		
in Steals	0	6
Games Led UK		
in Blocks	1	15
Games With		
3+ Assists	0	0
Games With		
3+ Blocks	0	3
Games With		
3+ Steals	0	1
Games With		
3+ 3-Pointers	0	0

- Posted four points and two blocks in 14 minutes in the win over No. 1/1 Michigan State
- Declared for the NBA Draft but elected to return for his sophomore season
- Preseason All-SEC Second Team selection by the league's media and coaches
- Karl Malone Award watch list for the nation's top power forward, as awarded by the Naismith Memorial Basketball Hall of Fame
- Started nine of the final 11 games. UK was 8-1 in those games and 9-1 when he started
- Finished third on the team with 38 blocks, including a career-high four at Ole Miss
- All-around contributor who averaged 3.8 points, 4.1 rebounds and 1.0 blocks in 15.1 minutes per game
- Grabbed 11 rebounds in his NCAA Tournament debut against Abilene Christian
- In the first game without Reid Travis (sprained right knee), started and played 23 minutes -- his most since Nov. 28 -- recording six points, seven rebounds, and tying his career high in blocks (three) and steals (two)
- Had his best game as a Wildcat vs. South Carolina on Feb. 5, notching his first career double-double with 11 points and 13 rebounds, both career highs
- Solid game off the bench with six points, six rebounds and a block in 14 minutes at Georgia
- Strong showing vs. Southern Illinois with 10 points, seven boards and two swats
- Nearly matched that effort with eight points, seven boards and two blocks vs. North Dakota in 26 minutes
- Averaged 25.6 points, 13.6 rebounds and 4.3 assists per game as a senior at Wheeler High School
- McDonald's All American
- Five-star recruit out of high school and ranked as high as No. 6 overall by 247 Sports



Birthday: Sept. 12

Parents: Efrem and Glenda Montgomery

Major: Community and leadership development

What's on TV ...

Currently watching Money Heist on Netflix

Did you know ...

Favorite restaurant in Lexington is The Local Taco

Game-By-Game Statistics

Opponent	Date	gs	min	Total		3-Pointers		Free throws		Rebounds				pf	a	l/o	blk	stl	pts	avg
				fg	fga	3fg	3fga	ft	fta	off	def	tot	avg							
vs #1/1 Michigan State	11/5/19	*	14	2-6	.333	0-0	.000	0-2	.000	0	2	2	2.0	1	0	1	2	0	4	4.0
Totals		1	14	2-6	.333	0-0	.000	0-2	.000	0	2	2	2.0	1	0	1	2	0	4	4.0

Games played: 1
 Minutes/game: 14.0
 Points/game: 4.0
 FG Pct: 33.3
 FT Pct: 0.0

Rebounds/game: 2.0
 Turnovers/game: 1.0
 Blocks/game: 2.0

Career Statistics

Year	GP-GS	Min-Avg	FG-FGA	Pct	3FG-FGA	Pct	FT-FTA	Pct	Off-Def-Tot-Avg	PF-FO	Ast	TO	Blk	Stl	Pts	Avg
2018-19	37-10	558-15.1	60-125	.480	2-10	.200	17-30	.567	62-88-150-4.1	79-0	15	29	38	16	139	3.8
2019-20	1-1	14-14.0	2-6	.333	0-0	.000	0-2	.000	0-2-2-2.0	1-0	0	1	2	0	4	4.0
TOTAL	38-11	572-15.1	62-131	.473	2-10	.200	17-32	.531	62-90-152-4.0	80-0	15	30	40	16	143	3.8

2019-20 SEASON/CAREER HIGHS

Points	
Season	-
Career	-
Rebounds	
Season	-
Career	-
Field Goals	
Season	-
Career	-
Field Goals Attempted	
Season	-
Career	-
3-Point Field Goals	
Season	-
Career	-
3-Point Field Goals Attempted	
Season	-
Career	-
Free Throws	
Season	-
Career	-
Free Throws Attempted	
Season	-
Career	-
Assists	
Season	-
Career	-
Steals	
Season	-
Career	-
Blocked Shots	
Season	-
Career	-
Minutes Played	
Season	-
Career	-

MISCELLANEOUS	2019-20	CAREER
Dunks	0	0
Double-Figure		
Scoring Games	0	0
Double-Figure		
Rebounding Games	0	0
Games With		
Double-Double	0	0
Games Led UK		
in Scoring	0	0
Games Led UK		
in Rebounding	0	0
Games Led UK		
in Assists	0	0
Games Led UK		
in Steals	0	0
Games Led UK		
in Blocks	0	0
Games With		
3+ Assists	0	0
Games With		
3+ Blocks	0	0
Games With		
3+ Steals	0	0
Games With		
3+ 3-Pointers	0	0

- Two-sport athlete who is also a right-handed pitcher on the UK baseball team
 - Joined the squad in mid-October
 - Finished his high school basketball career as West Carter's all-time leading rebounder and shot-blocker
 - Also the school's eighth all-time leading scorer
 - Won the Eastern Kentucky Conference Defensive Player of the Year in his senior season in addition to EKC First Team honors
 - Averaged 12.2 rebounds a contest in his final year
 - On the diamond, was a 2016 Under Armour All-American in high school
 - Appeared in 10 games last season after redshirting in 2018 with an injury
 - Over the summer, playing for the Gaithersburg Giants of the Cal Ripken College Baseball League, appeared in seven games with six starts
 - Went 1-1 with a 2.70 ERA in 26.2 innings, allowing just 14 hits while striking out 36 en route to First Team All-Cal Ripken League honors
- Birthday:** June 2
Parents: Kevin and Stephanie Jordan

Birthday: June 2
Parents: Kevin and Stephanie Jordan
Major: Biology

Sports and Brains ...

A four-year distinguished scholar at West Carter High School

Did you know ...
 Father, Kevin, also attended
 Kentucky



Game-By-Game Statistics

Career Statistics

[illegible]



Official Basketball Box Score - Final
Michigan St. at Kentucky
 11/06/19 Madison Square Garden, New York, NY
 2019-20 Men's Basketball

Game Time: 2:30 AM
 Game Duration: 2:21
 Attendance: 19,812

Officials: Joe Lindsay, Terry Oglesly, Larry Scirotto

Michigan St. - 62

Record: 0-1

NO.	Name		Min	FG		3P		FT		Rebounds			Fouls		TP	AS	TO	ST	Blocks		+/-
				M-A	M-A	M-A	M-A	OR	DR	TOT	PF	FD							BS	BA	
11	Aaron Henry	F	22:16	4-7	1-3	0-0	0-0	0	2	2	2	0	9	3	0	0	0	0	0	0	1
15	Thomas Kithier	F	18:51	3-3	0-0	1-1	1-1	1	2	3	5	1	7	1	1	0	0	0	0	0	4
23	Xavier Tillman	F	29:18	3-8	0-3	1-2	2-7	9	4	5	7	1	3	0	1	1	1	1	1	1	11
2	Rocket Watts	G	21:40	0-4	0-2	0-0	0-0	0	0	0	3	0	0	2	3	0	0	0	1	1	-2
5	Cassius Winston	G	32:21	5-12	1-7	10-11	0-1	1	4	8	21	4	3	1	0	0	0	0	0	0	0
44	Gabe Brown		20:46	3-10	2-6	0-0	0-3	3	0	0	8	0	1	0	0	0	1	0	0	1	-14
0	Kyle Ahrens		21:17	1-4	1-3	0-0	0-1	1	0	3	3	1	0	1	0	1	0	0	0	0	-4
25	Malik Hall		09:13	0-2	0-1	0-0	1-2	3	3	1	0	1	0	1	0	1	0	0	0	0	-12
30	Marcus Bingham Jr.		17:02	3-6	0-1	1-4	2-4	6	0	2	7	1	2	1	1	1	0	0	0	0	-9
3	Foster Loyer		02:50	0-0	0-0	0-0	0-0	0	0	0	1	0	0	0	1	0	0	0	0	0	-6
34	Julius Marble		04:19	0-0	0-0	0-0	1-1	2	1	0	0	0	0	1	0	0	0	0	0	0	-4
10	Jack Hoiberg		00:07	0-0	0-0	0-0	0-0	0	0	0	0	0	0	0	0	0	0	0	0	0	0
Team											0	0	0				1				
Totals				22-56	5-26	13-18	7	23	30	23	20	62	14	16	4	2	3				-7

Shooting By Period			
1 st FG%	8-27	29.6%	
3PT%	2-11	18.2%	
FT%	6-10	60%	
2 nd FG%	14-29	48.3%	
3PT%	3-15	20.0%	
FT%	7-8	87.5%	
GM FG%	22-56	39.3%	
3PT%	5-26	19.2%	
FT%	13-18	72.2%	

Dead Ball Rebounds: 6, 6

Technical Fouls::NONE

Kentucky - 69

Record: 1-0

NO.	Name		Min	FG		3P		FT		Rebounds			Fouls		TP	AS	TO	ST	Blocks		+/-
				M-A	M-A	M-A	M-A	OR	DR	TOT	PF	FD							BS	BA	
1	Nate Sestina	F	31:27	3-4	1-2	0-0	0-6	6	3	2	7	2	0	0	1	0	6				6
2	Kahlil Whitney	F	21:58	1-3	1-2	1-3	2-2	4	2	2	4	1	2	0	0	0	5				5
23	EJ Montgomery	F	14:39	2-6	0-0	0-2	0-2	2	1	1	4	0	1	0	2	1	1				1
0	Ashton Hagans	G	28:53	3-9	0-1	5-5	1-1	2	1	4	11	3	3	1	0	0	-6				
5	Immanuel Quickley	G	29:45	1-6	1-4	7-8	0-5	5	2	3	10	2	1	2	0	0	10				
4	Nick Richards		24:52	2-7	0-0	3-4	2-2	4	5	5	7	0	1	0	0	0	4				
3	Tyrese Maxey		31:25	7-12	3-7	9-10	0-5	5	3	6	26	1	1	1	0	0	3				
12	Keion Brooks Jr.		14:55	0-3	0-2	0-0	0-2	2	2	0	0	0	1	0	0	1	5				
10	Johnny Juzang		02:06	0-0	0-0	0-0	0-0	0	1	0	0	0	0	0	0	0	7				
Team											0	0	0				0				
Totals				19-50	6-18	25-32	5	25	30	20	23	69	9	10	4	3	2				7

Shooting By Period			
1 st FG%	8-25	32.0%	
3PT%	2-9	22.2%	
FT%	16-20	80%	
2 nd FG%	11-25	44.0%	
3PT%	4-9	44.4%	
FT%	9-12	75%	
GM FG%	19-50	38.0%	
3PT%	6-18	33.3%	
FT%	25-32	78.1%	

Dead Ball Rebounds: 4, 1

Technical Fouls::NONE

	MSU	KEN
Biggest lead	2 (1 st 19:49)	13 (2 nd 10:00)
Best Scoring Run	7 (1 st 9:44)	9 (1 st 0:23)
Lead Changes	3	
Times Tied	3	
Time with Lead	00:38	37:22

Points from	MSU	KEN
Turnovers	6	21
Paint	32	20
Second Chance	6	0
Fast Breaks	15	20
Bench	18	33

Period by Period Scoring			
	1st	2nd	TOT
MSU	24	38	62
KEN	34	35	69



2019-20 Kentucky Men's Basketball
#2/2 Kentucky Combined Team Statistics (as of Nov 06, 2019)
All games



RECORD:	OVERALL	HOME	AWAY	NEUTRAL
ALL GAMES	1-0	0-0	0-0	1-0
CONFERENCE	0-0	0-0	0-0	0-0
NON-CONFERENCE	1-0	0-0	0-0	1-0

##	Player	gp-gs	min	avg	Total		3-Point		F-Throw		Rebounds						a	to	blk	stl	pts	avg
					fg-fga	fg%	3fg-fga	3fg%	ft-fa	ft%	off	def	tot	avg	pf	dq						
03	Maxey, Tyrese	1-0	32	32.0	7-12	.583	3-7	.429	9-10	.900	0	5	5	5.0	3	0	1	1	0	1	26	26.0
00	Hagans, Ashton	1-1	29	29.0	3-9	.333	0-1	.000	5-5	1.000	1	1	2	2.0	1	0	3	3	0	1	11	11.0
05	Quickley, Immanuel	1-1	30	30.0	1-6	.167	1-4	.250	7-8	.875	0	5	5	5.0	2	0	2	1	0	2	10	10.0
04	Richards, Nick	1-0	25	25.0	2-7	.286	0-0	.000	3-4	.750	2	2	4	4.0	5	1	0	1	0	0	7	7.0
01	Sestina, Nate	1-1	31	31.0	3-4	.750	1-2	.500	0-0	.000	0	6	6	6.0	3	0	2	0	1	0	7	7.0
02	Whitney, Kahlil	1-1	22	22.0	1-3	.333	1-2	.500	1-3	.333	2	2	4	4.0	2	0	1	2	0	0	4	4.0
23	Montgomery, EJ	1-1	14	14.0	2-6	.333	0-0	.000	0-2	.000	0	2	2	2.0	1	0	0	1	2	0	4	4.0
12	Brooks Jr., Keion	1-0	15	15.0	0-3	.000	0-2	.000	0-0	.000	0	2	2	2.0	2	0	0	1	0	0	0	0.0
10	Juzang, Johnny	1-0	2	2.0	0-0	.000	0-0	.000	0-0	.000	0	0	0	0.0	1	0	0	0	0	0	0	0.0
Team											0	0	0									
Total.....		1	200		19-50	.380	6-18	.333	25-32	.781	5	25	30	30.0	20	1	9	10	3	4	69	69.0
Opponents.....		1	200		22-56	.393	5-26	.192	13-18	.722	7	23	30	30.0	23	-	14	16	2	4	62	62.0

TEAM STATISTICS	UK	OPP
SCORING	69	62
Points per game	69.0	62.0
Scoring margin	+7.0	-
FIELD GOALS-ATT	19-50	22-56
Field goal pct	.380	.393
3 POINT FG-ATT	6-18	5-26
3-point FG pct	.333	.192
3-pt FG made per game	6.0	5.0
FREE THROWS-ATT	25-32	13-18
Free throw pct	.781	.722
F-Throws made per game	25.0	13.0
REBOUNDS	30	30
Rebounds per game	30.0	30.0
Rebounding margin	+0.0	-
ASSISTS	9	14
Assists per game	9.0	14.0
TURNOVERS	10	16
Turnovers per game	10.0	16.0
Turnover margin	+6.0	-
Assist/turnover ratio	0.9	0.9
STEALS	4	4
Steals per game	4.0	4.0
BLOCKS	3	2
Blocks per game	3.0	2.0
ATTENDANCE	0	19812
Home games-Avg/Game	0-0	0-0
Neutral site-Avg/Game	-	1-19812

Date	Opponent	Score	Att.
1 11/5/19	vs #1/1 Michigan State	w 69-62	19812

* = Conference game

1 = State Farm Championship Classic | Madison Square Garden (New York)

Score by Periods	1st	2nd	Totals
#2/2 Kentucky	34	35	69
Opponents	24	38	62



2019-20 Kentucky Men's Basketball
#2/2 Kentucky Season Box - Average per 40 Minutes (as of Nov 06, 2019)
All games



##	Player	min	fgm	fga	pct	3fgm	3fga	pct	ftm	fta	pct	oreb	dreb	treb	pf	a	to	blk	stl	pts
12	Brooks Jr., Keion	40	0.0	8.0	.000	0.0	5.3	.000	0.0	0.0	.000	0.0	5.3	5.3	5.3	0.0	2.7	0.0	0.0	0.0
00	Hagans, Ashton	40	4.1	12.4	.333	0.0	1.4	.000	6.9	6.9	1.000	1.4	1.4	2.8	1.4	4.1	4.1	0.0	1.4	15.2
10	Juzang, Johnny	40	0.0	0.0	.000	0.0	0.0	.000	0.0	0.0	.000	0.0	0.0	0.0	20.0	0.0	0.0	0.0	0.0	0.0
03	Maxey, Tyrese	40	8.8	15.0	.583	3.8	8.8	.429	11.2	12.5	.900	0.0	6.2	6.2	3.8	1.2	1.2	0.0	1.2	32.5
23	Montgomery, EJ	40	5.7	17.1	.333	0.0	0.0	.000	0.0	5.7	.000	0.0	5.7	5.7	2.9	0.0	2.9	5.7	0.0	11.4
05	Quickley, Immanuel	40	1.3	8.0	.167	1.3	5.3	.250	9.3	10.7	.875	0.0	6.7	6.7	2.7	2.7	1.3	0.0	2.7	13.3
04	Richards, Nick	40	3.2	11.2	.286	0.0	0.0	.000	4.8	6.4	.750	3.2	3.2	6.4	8.0	0.0	1.6	0.0	0.0	11.2
01	Sestina, Nate	40	3.9	5.2	.750	1.3	2.6	.500	0.0	0.0	.000	0.0	7.7	7.7	3.9	2.6	0.0	1.3	0.0	9.0
02	Whitney, Kahlil	40	1.8	5.5	.333	1.8	3.6	.500	1.8	5.5	.333	3.6	3.6	7.3	3.6	1.8	3.6	0.0	0.0	7.3
	Total.....	40	19.0	50.0	.380	6.0	18.0	.333	25.0	32.0	.781	5.0	25.0	30.0	20.0	9.0	10.0	3.0	4.0	69.0
	Opponents.....	40	22.0	56.0	.393	5.0	26.0	.192	13.0	18.0	.722	7.0	23.0	30.0	23.0	14.0	16.0	2.0	4.0	62.0

Note: All statistics are pro-rated based on an average per 40-minute game.



2019-20 Kentucky Men's Basketball
#2/2 Kentucky Other Metrics (as of Nov 06, 2019)
All games



#	Player	Min	AST%	EFG%	TS%	Usg%	DRB%	ORB%	TRB%
12	Brooks Jr., Keion	15	0.0	.000	.000	14.4	16.7	0.0	8.9
00	Hagans, Ashton	29	27.8	.333	.491	26.4	4.3	4.9	4.6
10	Juzang, Johnny	2	0.0	.000	.000	0.0	0.0	0.0	0.0
03	Maxey, Tyrese	32	12.2	.708	.793	29.4	19.5	0.0	10.4
23	Montgomery, EJ	14	0.0	.333	.291	30.4	17.9	0.0	9.5
05	Quickley, Immanuel	30	15.1	.250	.525	18.9	20.8	0.0	11.1
04	Richards, Nick	25	0.0	.286	.400	21.1	10.0	11.4	10.7
01	Sestina, Nate	31	17.1	.875	.875	7.0	24.2	0.0	12.9
02	Whitney, Kahlil	22	10.6	.500	.463	15.5	11.4	13.0	12.1

Estimated possessions: 70.9

Team offensive rating (ORtg): 97.3

Team defensive rating (DRtg): 87.4

AST% - An estimate of the pct of teammate field goals assisted while on the floor

EFG% - Effective FG% (adjusts to include additional points from 3FGs)

TS% - True Shooting% (takes into account field goals, 3-point field goals, and free throws)

Usg% - An estimate of the pct of team plays used while on the floor

DRB% - An estimate of the pct of available defensive rebounds grabbed while on the floor

ORB% - An estimate of the pct of available offensive rebounds grabbed while on the floor

TRB% - An estimate of the pct of all available rebounds grabbed while on the floor

ORtg - Offensive rating - points scored per 100 possessions

DRtg - Defensive rating - points allowed per 100 possessions